

Schedule for 2024 Budget

Kansas City Board of Public Utilities 2024 Budget Presentation Schedule

• Monday, December 4, 2023 – 8:30am to 4:30pm

- Attendees – All Executive Directors and Directors from each presenting Division
 - **General Manager Budget Message**
 - **Overview of 2024 Proposed Budget**
- **2024 Proposed Budgets by Division**
 - **Electric Operations Division**
 - **Electric Production Division**
 - **Water Division**
 - **Electric Supply Division**
 - **Accounting & Finance Division**
 - **Corporate Compliance Division**
 - **Customer Service Division**
 - **General Management Division**
 - **Utility-Wide**
 - **Human Resources Division**
 - **Information Technology Division**
 - **Wrap-Up and Follow-up**

• December 20, 2023– Present 2024 Budget for Board Approval

***** Since we will have audio and video of our meeting, we will have breakfast at 8:00am. Snacks will be available during the meeting. Lunch (sandwiches) will be brought in at noon.

Kansas City Board of Public Utilities 2024 Annual Budget Review

December 2023

2024 Budget Objectives

- Positive Net Income
- Positive Cash Flow
- Fund Capital Projects
- Maintain Cash Balances & Debt Coverage

2024 Budget Objectives

Priorities of Capital Program

Water:

- Complete Argentine 7 MG Water Tank
- Aging Water Main Replacements
- ¾"-1" Water Service Replacements
- Kansas River Crossing
- Transmission Main 98th & Parallel
- Switchgear & VFD Upgrades at Parallel Pump Station
- Nearman Water Treatment Plant Raw Water Pump Rehab
- UG/CMIP Water Distribution

****** Funding Sources – KDHE Loan, EPA Grant, Cash**

2024 Budget Objectives

Priorities of Capital Program - *continued*

Electric Operations:

- Electric Meter Replacements
- Electric Pole inspection program
- Annual Transformer purchase
- Overhead Distribution – Piper/Urban Outfitters
- Overhead Distribution for Kansas Levee Rebuild
- Yard II Project
- Hutton Road and Leavenworth Road & 98th Street OH Feeder Relocate
- Work Equipment

****** Funding Sources – EDA Grant, Future Bonds, Cash**

2024 Budget Objectives

Priorities of Capital Program – *continued*

Electric Production:

- N1 No. 5 Feedwater Heater Replacements
- N1 Selective Catalytic Reduction Catalyst
- N1 Pulse Jet Fabric Filter Bags & Cages
- N1 Circulating Dry Scrubber Reactors Structure/Liner Repair
- N1 Air Slide Blowers
- N1 Sequential tripping turbine & overspeed
- N1 Mill Dampers
- CT 4 Nozzles
- CT 2 & 3 Control Systems
- CT 2 & 3 Oil Tank Mods

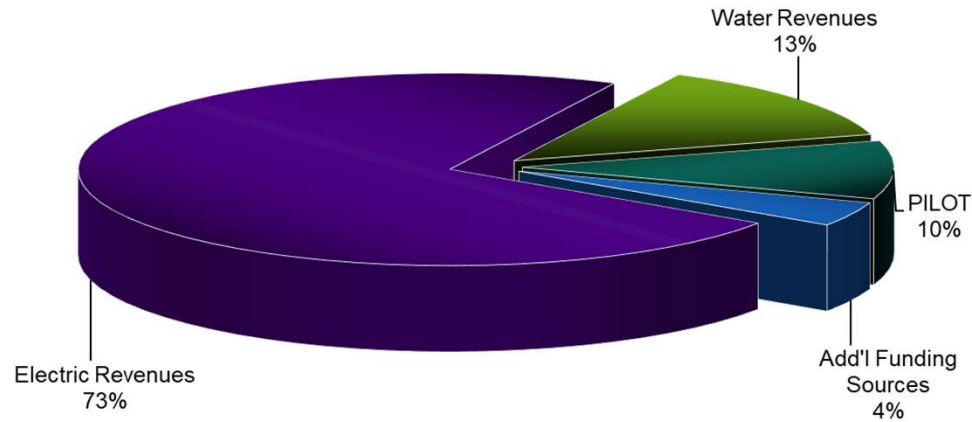
Electric Supply:

- ECC SCADA Software Upgrade

****** Funding Sources – Cash**

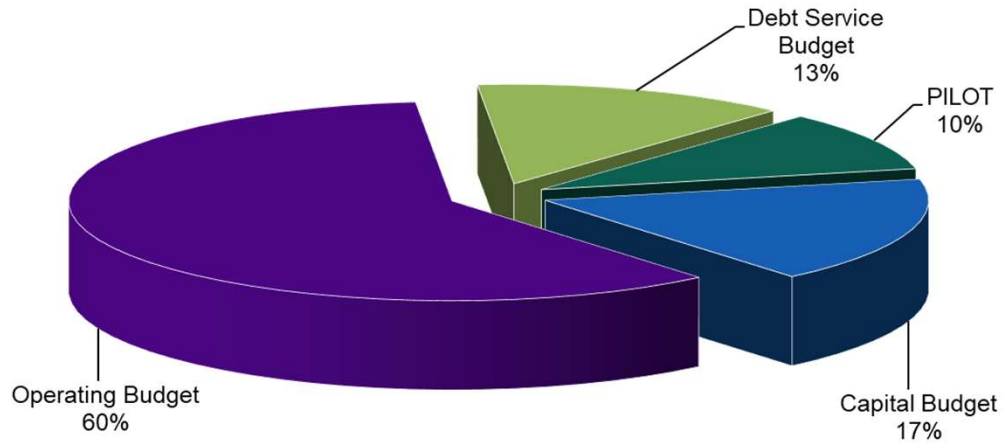
2024 Budget Resources

SUMMARY OF FUNDING BY RESOURCE CATEGORY						
Revenue by Category	Approved Budget 2024	Adopted Budget 2023	More/(Less) Than 2023 Adopted		% of Grand Total	
			\$	%	2024	2023
Electric Revenues	\$ 285,908,648	\$ 281,846,448	\$ 4,062,200	1.44%	72.87%	72.36%
Water Revenues	52,025,128	47,989,400	4,035,728	8.41%	13.26%	12.32%
PILOT	38,314,998	37,029,230	1,285,768	3.47%	9.77%	9.51%
Add'l Funding Sources	16,113,732	22,617,945	(6,504,213)	-28.76%	4.11%	5.81%
Grand Total	\$ 392,362,506	\$ 389,483,023	2,879,483	0.74%	100.00%	100.00%



2024 Budget Uses

BPU ANNUAL BUDGET						
Uses of Funds	Approved Budget 2024	Adopted Budget 2023	More/(Less) Than 2023 Adopted		% of Grand Total	
			\$	%	2024	2023
Operating Budget	\$ 233,808,818	\$ 239,330,489	\$ (5,521,671)	-2.31%	59.59%	61.45%
Debt Service Budget	52,424,286	51,820,859	603,427	1.16%	13.36%	13.31%
PILOT	38,314,998	37,029,230	1,285,768	3.47%	9.77%	9.51%
Capital Budget	67,814,404	61,302,445	6,511,959	10.62%	17.28%	15.74%
Grand Total	\$ 392,362,506	\$ 389,483,023	2,879,483	0.74%	100.00%	100.00%



Revenue Projections

Electric (Revenue projections are based on the current approved rates with 2.5% increase on July 1, 2024.

- *ERC projected to range at 4.1 cents per kWh*
- *ESC projected slightly higher due to debt service schedule ~ \$400 K*
- *Residential consumption is based on a ten-year trending forecast*
- *Residential – 272 net new customers*
- *Commercial Assumptions are based on an ten-year trending forecast. The Commercial load for 2024 is projected to be -0.10% percent below the ten-year average.*
- *Industrial Assumptions are based on a five-year trending forecast. Load growth for 2024 is projected at 1.5% below the pre-pandemic years of 2018-20 levels.*

Water (Revenue projections based on current rate structure with 6.0% increase on July 1, 2024.

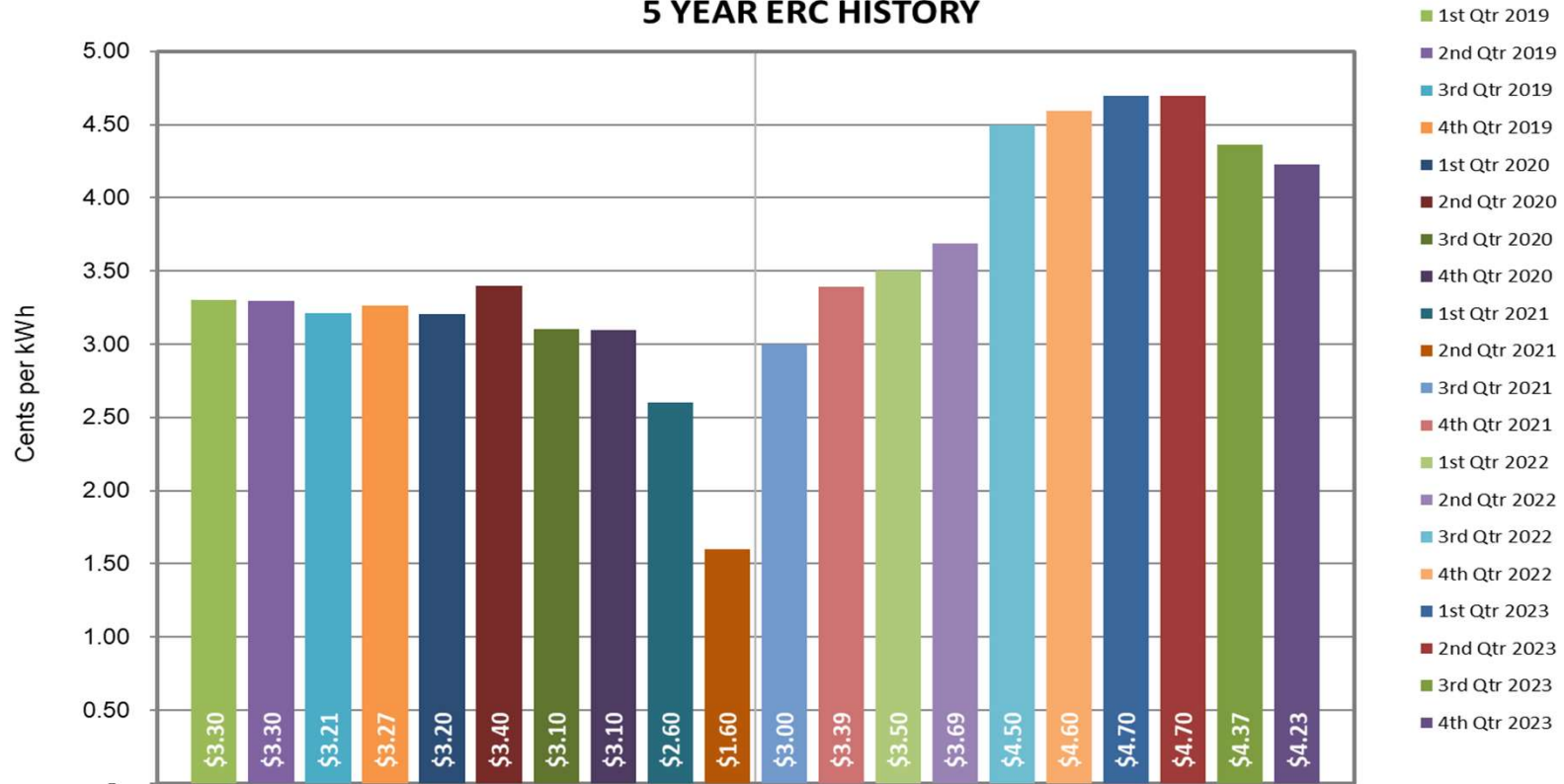
- *Total Retail Water @ approximately 53,900 customers*
- *Retail sales forecast is based on a 5-year trend*
- *Wholesale sales stable using previous 12-month usage patterns for 5 wholesale customers*

Other Revenues

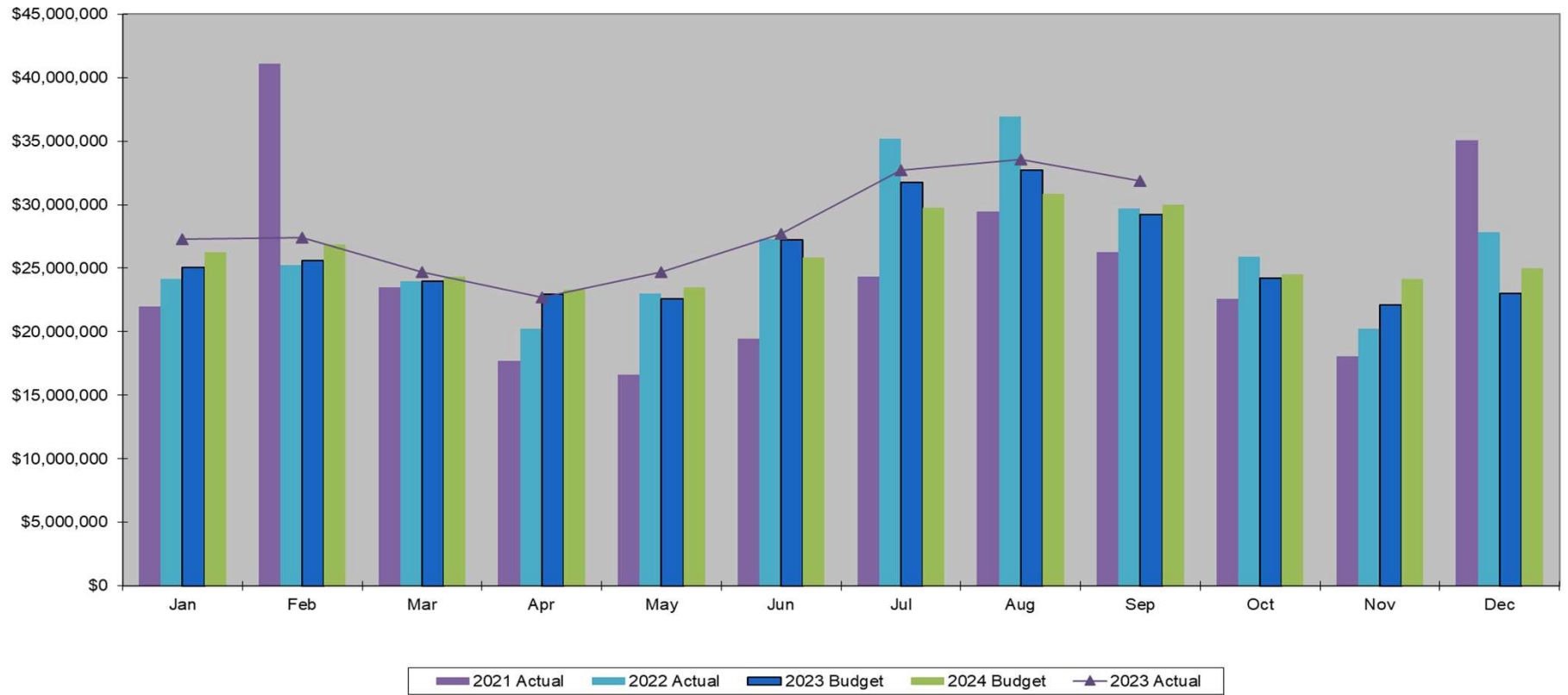
- *Interest Income – Projecting rate of 5%*

PILOT – Remain at 11.9%

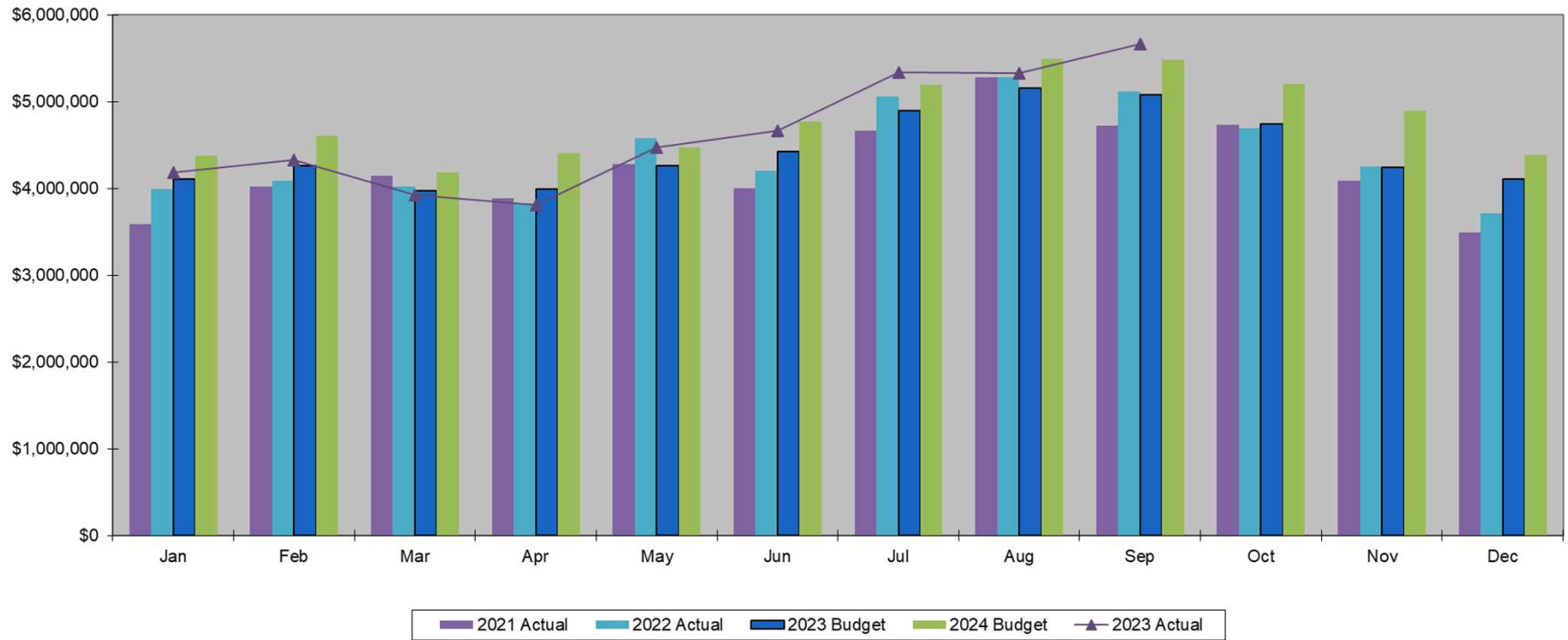
5 YEAR ERC HISTORY



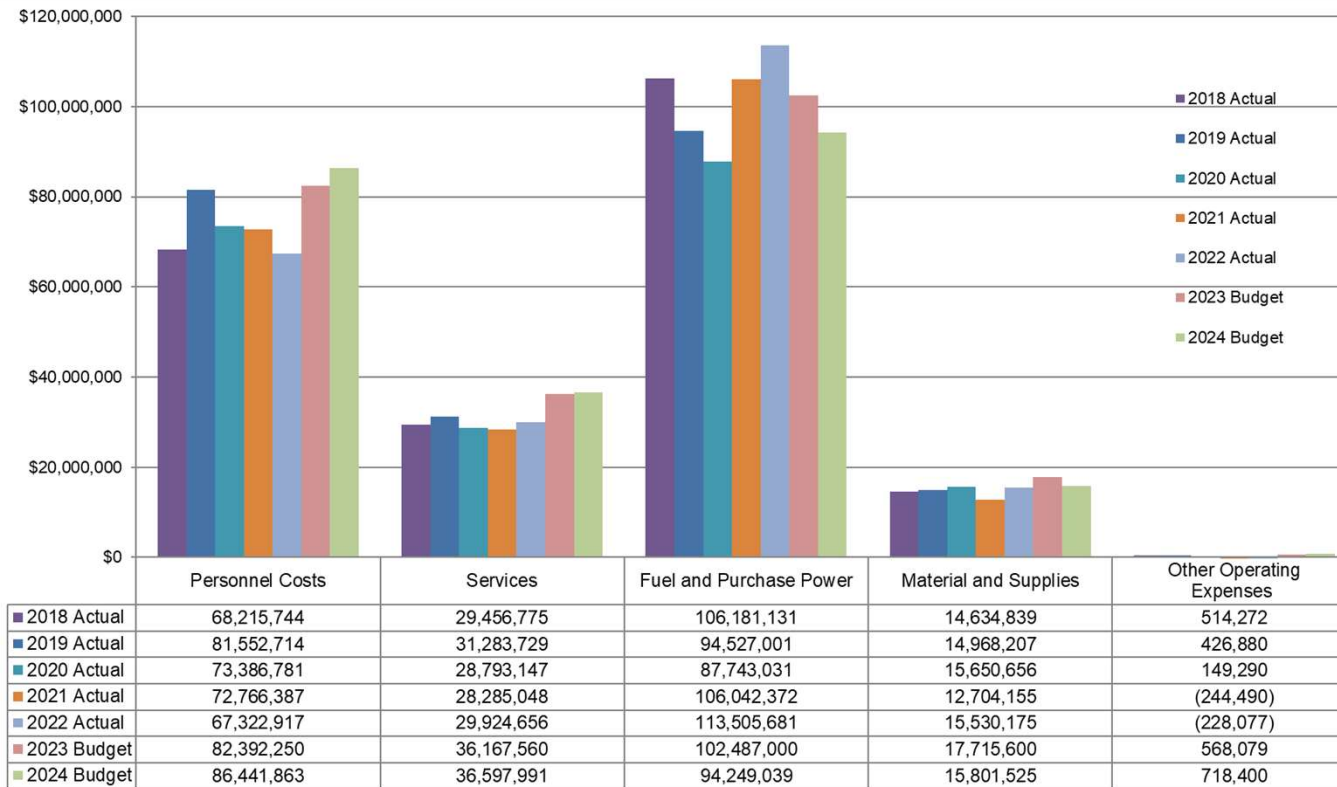
Electric Revenues



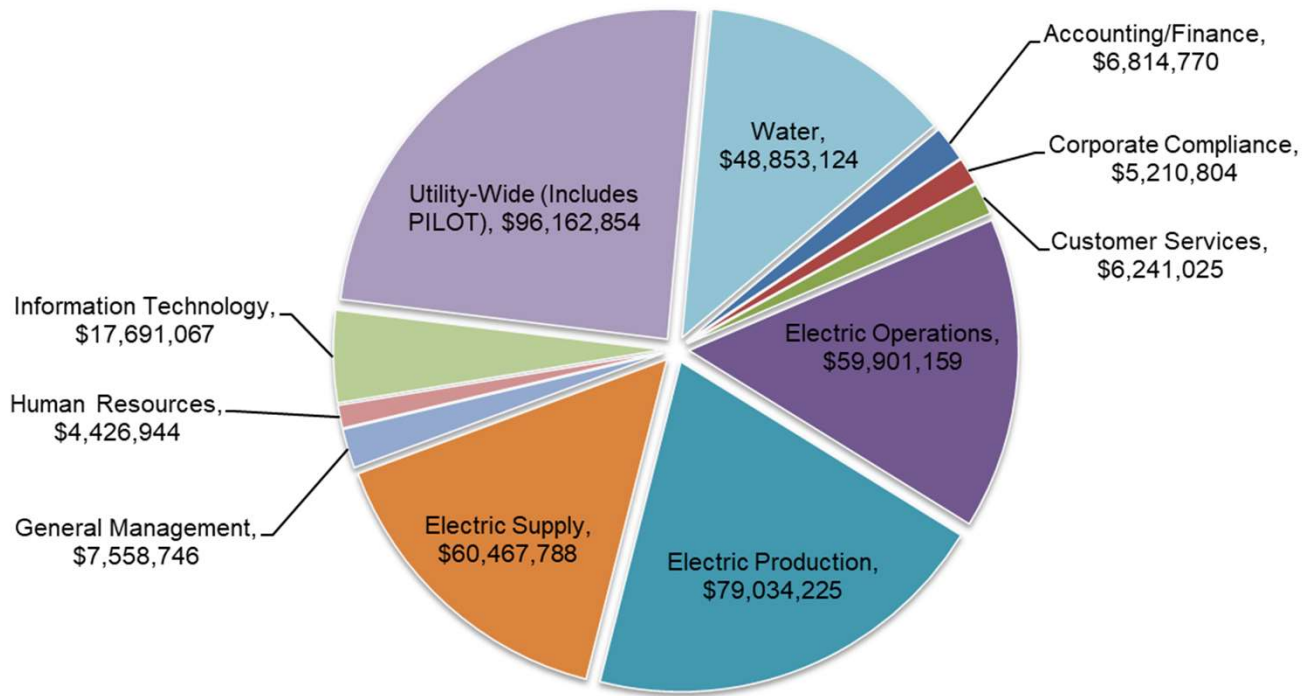
Water Revenues



Operating Expenses



2024 Budgeted Spending by Division



2024 Budgeted Spending by Division

SUMMARY OF SPENDING BY FUNCTION CATEGORY						
Expenditures by Division	Proposed Budget 2024	Adopted Budget 2023	More/(Less) Than 2023 Adopted		% of Grand Total	
			\$	%	2024	2023
Accounting/Finance	\$ 6,814,770	\$ 6,417,528	\$ 397,242	6.19%	1.74%	1.65%
Corporate Compliance	5,210,804	5,124,845	85,959	1.68%	1.33%	1.32%
Customer Services	6,241,025	6,074,335	166,690	2.74%	1.59%	1.56%
Electric Operations	59,901,159	55,589,031	4,312,128	7.76%	15.27%	14.27%
Electric Production	79,034,225	86,344,724	(7,310,499)	-8.47%	20.14%	22.17%
Electric Supply	60,467,788	62,694,638	(2,226,850)	-3.55%	15.41%	16.10%
General Management	7,558,746	7,089,570	469,176	6.62%	1.93%	1.82%
Human Resources	4,426,944	4,350,144	76,800	1.77%	1.13%	1.12%
Information Technology	17,691,067	16,246,528	1,444,539	8.89%	4.51%	4.17%
Utility-Wide (Includes PILOT)	96,162,854	93,668,658	2,494,196	2.66%	24.51%	24.05%
Water	48,853,124	45,883,022	2,970,102	6.47%	12.45%	11.78%
Sub Total	\$ 392,362,506	\$ 389,483,023	\$ 2,879,483	0.74%	100.00%	100.00%
Less PILOT	38,314,998	37,029,230	1,285,768	3.47%		
Grand Total	354,047,508	352,453,793	1,593,715	0.45%		

2024 Budget Overview

- Base rate increases on July 1, 2024
- 556 Proposed positions (Decrease of 3 positions)
- Payment In Lieu of Taxes (PILOT) = 11.9%
- Utilizing the KDHE loan program for Water & New Bonds for Electric Ops
- Operating Costs>>> Higher (Personnel & Services Costs)
- Capital >>> Overall Higher (Additional projects & Cost Inflation)
- Debt Service >>> \$52.4M Annual
 - Max Debt Service for Utility is in 2024

2024 Budget Overview (con't)

Community Contributions ~ 14.88 percent of Revenues
~ 3.4 percent of Revenues without PILOT

Includes:

- *PILOT (11.9 percent)*
- *Street Lighting and Traffic Signal Maintenance*
- *Fire Hydrants*
- *Free Electricity & Water for UG Facilities & Sunflower Hills-(reduced rate)*
- *Billing services for UG which includes WPA, Trash, Storm Water fees*

2024 Budget Overview (con't)

Notable Changes from 2023

2024 O&M Budget \$233,808,818

Overall Decrease \$5.5M ↓ -2.3%

Higher:

Personnel Costs ~ \$ 4M

Services ~ \$ 0.4M

2024 Budget Overview (con't)

Notable Changes from 2023

Lower:

Fuel and Purchase Power ~ \$ 8.2M

Material and Supplies ~ \$ 1.9M

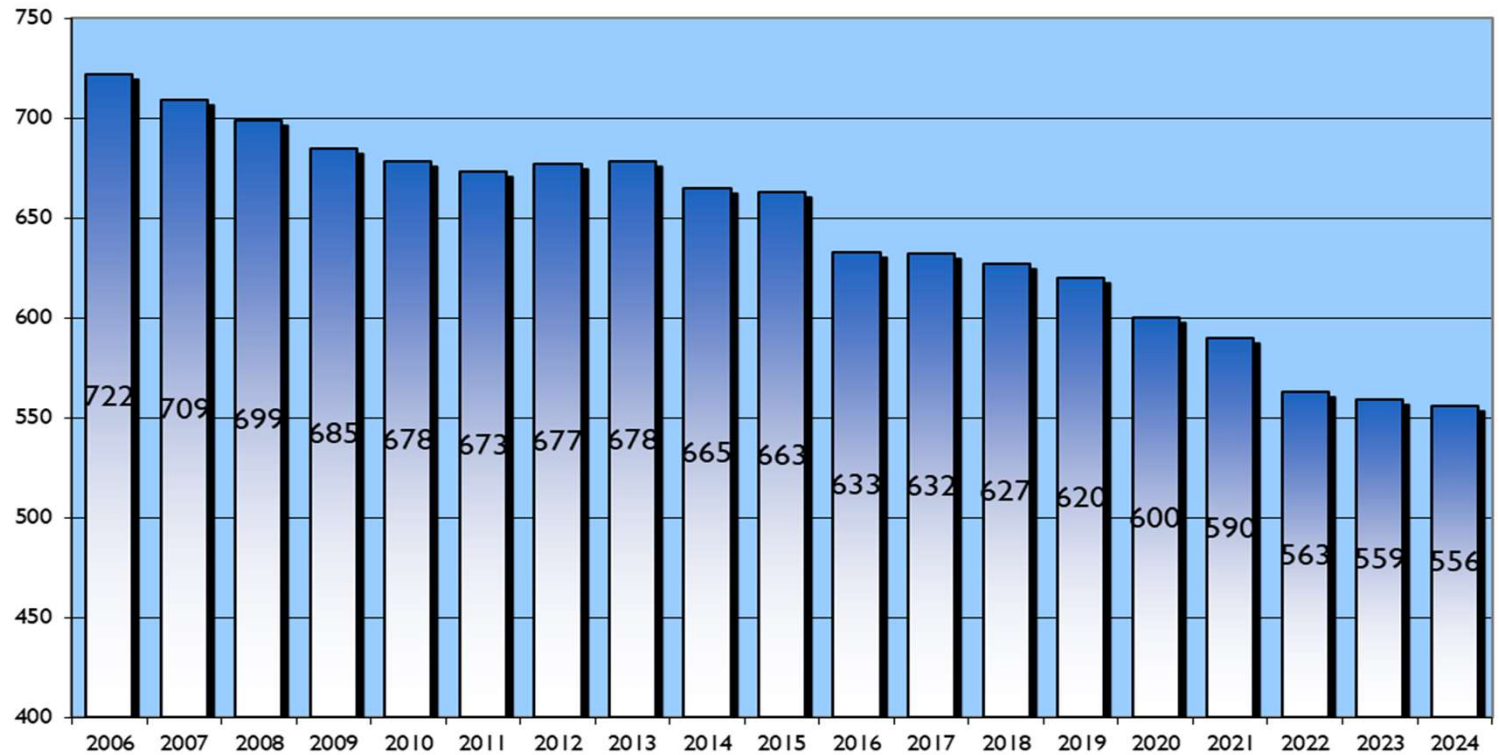


Budget Overview - Staffing

No. of Employees

Approved Staffing

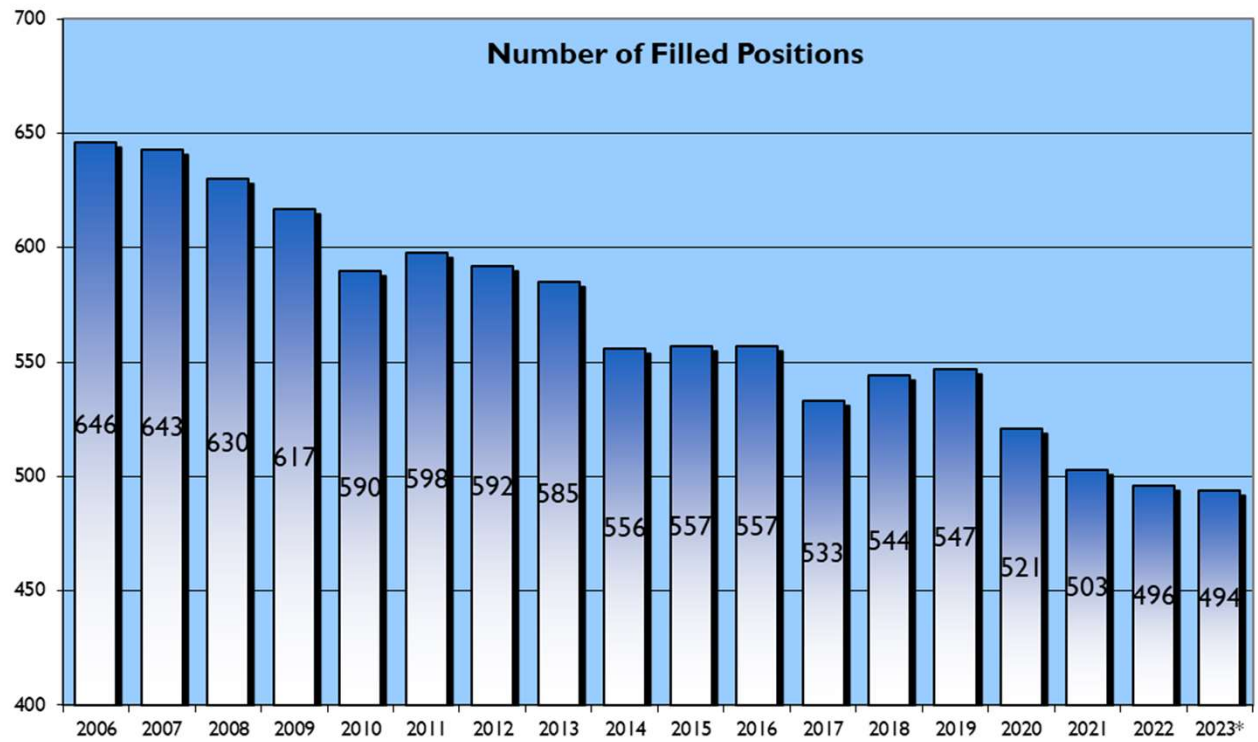
- 2006 - 722
- 2007 - 709
- 2008 - 699
- 2009 - 685
- 2010 - 678
- 2011 - 673
- 2012 - 677
- 2013 - 678
- 2014 - 665
- 2015 - 663
- 2016 - 633
- 2017 - 632
- 2018 - 627
- 2019 - 620
- 2020 - 600
- 2021 - 590
- 2022 - 563
- 2023 - 559
- 2024 - 556*



*Proposed

Budget Overview - Staffing

As of September 2023
494 filled positions



*As of September 30, 2023

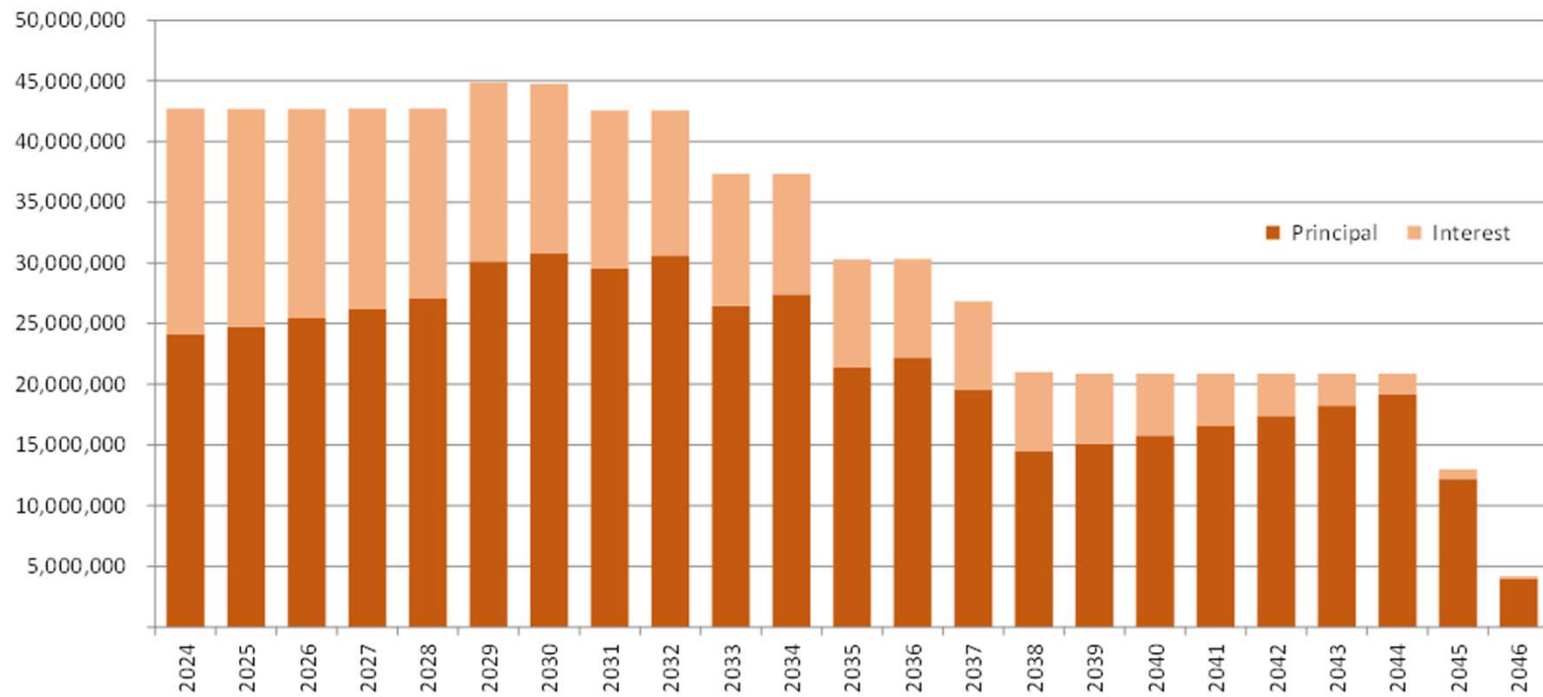
Current Outstanding Debt by Year

(For details see page 31) “Blue Book” “Budget Overview”

- Combined Max Debt Service is 2024
- Water Max Debt Service is 2024
- Electric Max Debt Service is 2029

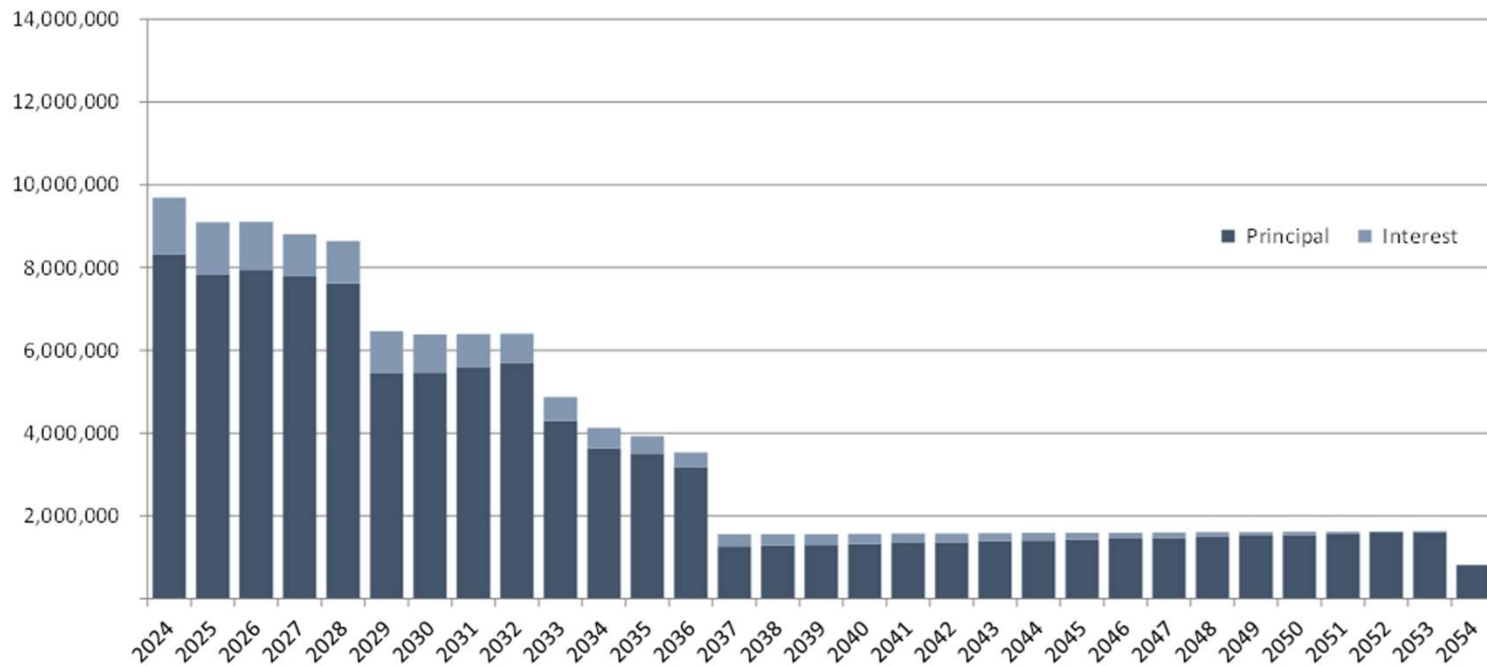
Electric Outstanding Debt

Electric Outstanding Debt



Water Outstanding Debt

Water Outstanding Debt



- Cash Flow Statement

“Blue Book”
“Budget Overview”

Page 12



2024 Cash Flow Statement
Budget Overview Book
Page 12

2024 Budget Cash Flow	Electric 2024	Water 2024	Combined 2024
Estimated Cash Available for Funding @ 12-31-2023	\$ 53,536,273	\$ 27,010,000	\$ 80,546,273
Total Revenues	\$ 318,060,162	\$ 58,688,612	\$ 376,748,774
Total Cash Operating Expenses less Depreciation & Non Cash items	\$ 197,708,362	\$ 34,415,450	\$ 232,123,813
Total Cash Generated from Operations	\$ 120,351,800	\$ 24,273,162	\$ 144,624,961
Existing Debt Service Requirement - Parity Debt	42,405,686	5,576,532	47,982,218
KDHE Loan Annual Service Fee	-	289,570	289,570
Existing Non Parity Debt Service Requirement - (Other & KDHE Loans)	322,391	4,119,677	4,442,068
Total Debt Service Requirements for FY2024	42,728,077	9,985,779	52,713,856
Cash Available from Operations after Debt Service	\$ 77,623,723	\$ 14,287,383	\$ 91,911,105
Payment in Lieu of Taxes (PILOT)	(32,151,514)	(6,163,484)	(38,314,998)
Cash Available from Operations after PILOT	\$ 45,472,209	\$ 8,123,899	\$ 53,596,108
Other Funding Sources			
KDHE Loans	-	23,350,000	23,350,000
2024 Bonds	49,300,000	-	49,300,000
EDA, EPA Grants	2,000,000	10,000,000	12,000,000
Total Other Funding Sources	51,300,000	33,350,000	84,650,000
Cash Available before Restrictions	\$ 150,308,482	\$ 68,483,899	\$ 218,792,381
Restrictions on Cash			
Customer Deposits	6,000,000	1,300,000	7,300,000
Reserve - Workers' Comp	880,000	220,000	1,100,000
Reserve - Liability Insurance	800,000	200,000	1,000,000
System Development Reserve	-	12,000,000	12,000,000
Debt Reduction Fund	-	6,290,000	6,290,000
Rate Stabilization Fund	9,156,273	-	9,156,273
Improvement & Emergency Fund	1,350,000	150,000	1,500,000
ERC Reserve Requirement	7,500,000	-	7,500,000
O&M Reserve Requirement	31,778,430	1,906,874	33,685,304
Ongoing Construction Reserve per Bond Indenture	4,762,500	677,000	5,439,500
Estimated Remaining Grant & KDHE Bonds at fiscal year end	41,975,000	17,150,000	59,125,000
Total Restrictions on Cash	\$ 104,202,203	\$ 39,893,874	\$ 144,096,077
Unrestricted Cash Available for Construction	\$ 46,106,279	\$ 28,590,025	\$ 74,696,304
Economic Development Grants Capitalized	350,000	150,000	500,000
Energy Efficiency & Econ Dev Capitalized	225,000	-	225,000
Construction Requirement	39,682,840	27,406,560	67,089,400
Reimbursed Construction Projects	(230,000)	(377,100)	(607,100)
Total Construction (Net of Reimbursed Projects)	\$ 40,027,840	\$ 27,179,460	\$ 67,207,300
Estimated Net Unrestricted Cash Available	\$ 6,078,439	\$ 1,410,565	\$ 7,489,004
Financial Policy Ratios with PILOT			
Debt Service Requirement (MADS) - All Debt	44,880,036	9,696,209	52,424,286
Debt Service Coverage Ratio - All Debt	2.65	2.46	2.73
Debt Service Requirement (MADS) - Parity Debt	44,668,378	5,590,107	47,988,427
Debt Service Coverage Ratio - Parity Debt	2.67	4.27	2.98
Financial Policy Ratios without PILOT			
Debt Service Requirement (MADS) - All Debt	44,880,036	9,696,209	52,424,286
Debt Service Coverage Ratio - All Debt	1.94	1.83	2.00
Debt Service Requirement (MADS) - Parity Debt	44,668,378	5,590,107	47,988,427
Debt Service Coverage Ratio - Parity Debt	1.95	3.17	2.18

- Combined, Electric, Water

“Blue Book”

“Budget Overview”

Pages 14-16



2024 Combined Income Statement

Total KCBPU - INCOME STATEMENT

Description	2022 Actuals	2023 Budget	2024 Proposed
<u>OPERATING REVENUES</u>			
Residential Sales	110,391,146	109,762,800	115,839,000
Commercial Sales	126,967,366	119,055,000	122,268,000
Industrial Sales	57,733,185	58,235,000	59,890,000
Schools	11,441,509	10,743,000	11,117,960
Fire Protection	591,432	600,000	600,000
Highway Lighting	361,389	362,000	366,700
Public Authorities	28,000	28,000	28,000
Total Sales of Energy and Water	307,514,027	298,785,800	310,109,660
Borderline Electric Sales	1,256,876	1,250,000	1,246,000
Wholesale Market Sales	17,667,148	17,257,900	13,463,000
Total Other Utility Sales	18,924,024	18,507,900	14,709,000
Forfeited Discounts	2,885,600	2,988,400	2,958,500
Connect/Disconnect Fees	2,289,253	2,317,200	2,792,900
Diversion Fines	36,063	40,200	31,800
Tower/Pole Attachment Rentals	2,761,971	2,723,500	1,879,000
Other Miscellaneous Revenues	147,596	193,300	184,090
Service Fees	978,847	1,150,500	940,620
Total Other Revenues	9,099,330	9,413,100	8,786,910
Payment in Lieu of Taxes	37,073,894	37,029,230	38,314,998
Total Payment in Lieu of Taxes	37,073,894	37,029,230	38,314,998
TOTAL OPERATING REVENUES	372,611,275	363,736,030	371,920,567
<u>OPERATING EXPENSES</u>			
Production	42,442,507	47,845,206	45,609,094
Purchased Power	67,452,166	55,492,000	53,106,638
Fuel	55,754,914	44,510,000	38,502,401
Transmission and Distribution	46,245,007	51,127,793	52,912,588
Customer Account Expense	5,274,020	5,805,513	5,980,528
General and Administrative	21,355,002	34,549,978	37,697,563
Depreciation and Amortization	41,253,137	42,780,875	43,162,165
Dfrd Fuel & Purch Power-Amort	(12,468,276)	-	-
TOTAL OPERATING EXPENSES	267,308,477	282,111,364	276,970,977
OPERATING INCOME	105,302,798	81,624,666	94,949,590
<u>NON OPERATING INCOME/EXPENSE</u>			
Investment Interest	1,204,343	2,463,300	3,809,490
Interest - Long Term Debt	(22,029,289)	(20,740,124)	(19,700,602)
Interest - Other	(141,800)	(101,400)	(334,800)
Payment in Lieu of Taxes	(37,073,894)	(37,029,230)	(38,314,998)
Other Income	725,399	665,748	518,716
Other Expense	(80)	(500)	-
TOTAL NONOPERATING INCOME/EXPENSES	(57,315,322)	(54,742,206)	(54,022,194)
INCOME BEFORE TRANSFER & CONTRIB	47,987,476	26,882,460	40,927,396
Water Non Exchange	1,362,312	500,000	500,000
TOTAL CHANGE IN NET POSITION	49,349,788	27,382,460	41,427,397



2024 Electric
Income Statement

Electric OU - INCOME STATEMENT

Description	2022 Actuals	2023 Budget	2024 Proposed
<u>OPERATING REVENUES</u>			
Residential Sales	85,641,891	85,012,800	88,846,000
Commercial Sales	115,324,995	107,555,000	109,558,000
Industrial Sales	51,528,923	52,035,000	53,140,000
Schools	10,829,994	10,072,000	10,451,000
Highway Lighting	361,389	362,000	366,700
Total Sales of Energy and Water	263,687,193	255,036,800	262,361,700
Borderline Electric Sales	1,256,876	1,250,000	1,246,000
Wholesale Market Sales	16,344,198	15,900,000	12,000,000
Total Other Utility Sales	17,601,074	17,150,000	13,246,000
Forfeited Discounts	2,308,535	2,380,000	2,365,000
Connect/Disconnect Fees	1,977,223	2,035,300	2,511,000
Diversion Fines	24,997	30,000	22,800
Tower/Pole Attachment Rentals	2,461,312	2,308,800	1,600,000
Other Miscellaneous Revenues	157,844	181,300	172,090
Service Fees	14,481	50,000	21,000
Total Other Revenues	6,944,392	6,985,400	6,691,890
Payment in Lieu of Taxes	31,554,468	31,314,541	32,151,514
Total Payment in Lieu of Taxes	31,554,468	31,314,541	32,151,514
TOTAL OPERATING REVENUES	319,787,127	310,486,741	314,451,104
<u>OPERATING EXPENSES</u>			
Production	36,780,229	40,452,697	38,055,738
Purchased Power	67,452,166	55,492,000	53,106,638
Fuel	55,754,914	44,510,000	38,502,401
Transmission and Distribution	31,442,950	35,400,878	35,914,096
Customer Account Expense	3,143,619	3,569,769	3,662,304
General and Administrative	16,616,129	27,349,802	29,767,185
Depreciation and Amortization	32,941,287	34,464,122	34,874,787
Dfrd Fuel & Purch Power-Amort	(12,468,276)	-	-
TOTAL OPERATING EXPENSES	231,663,018	241,239,268	233,883,149
OPERATING INCOME	88,124,108	69,247,473	80,567,955
<u>NON OPERATING INCOME/EXPENSE</u>			
Investment Interest	973,058	2,067,500	3,107,742
Interest - Long Term Debt	(20,135,887)	(19,216,619)	(18,422,386)
Interest - Other	(115,756)	(75,000)	(272,400)
Payment in Lieu of Taxes	(31,554,468)	(31,314,541)	(32,151,514)
Other Income	714,566	606,748	501,316
Other Expense	(80)	(500)	-
TOTAL NONOPERATING INCOME/EXPENSES	(50,118,568)	(47,932,412)	(47,237,242)
INCOME BEFORE TRANSFER & CONTRIB	38,005,540	21,315,061	33,330,712
TOTAL CHANGE IN NET POSITION	38,005,540	21,315,061	33,330,712

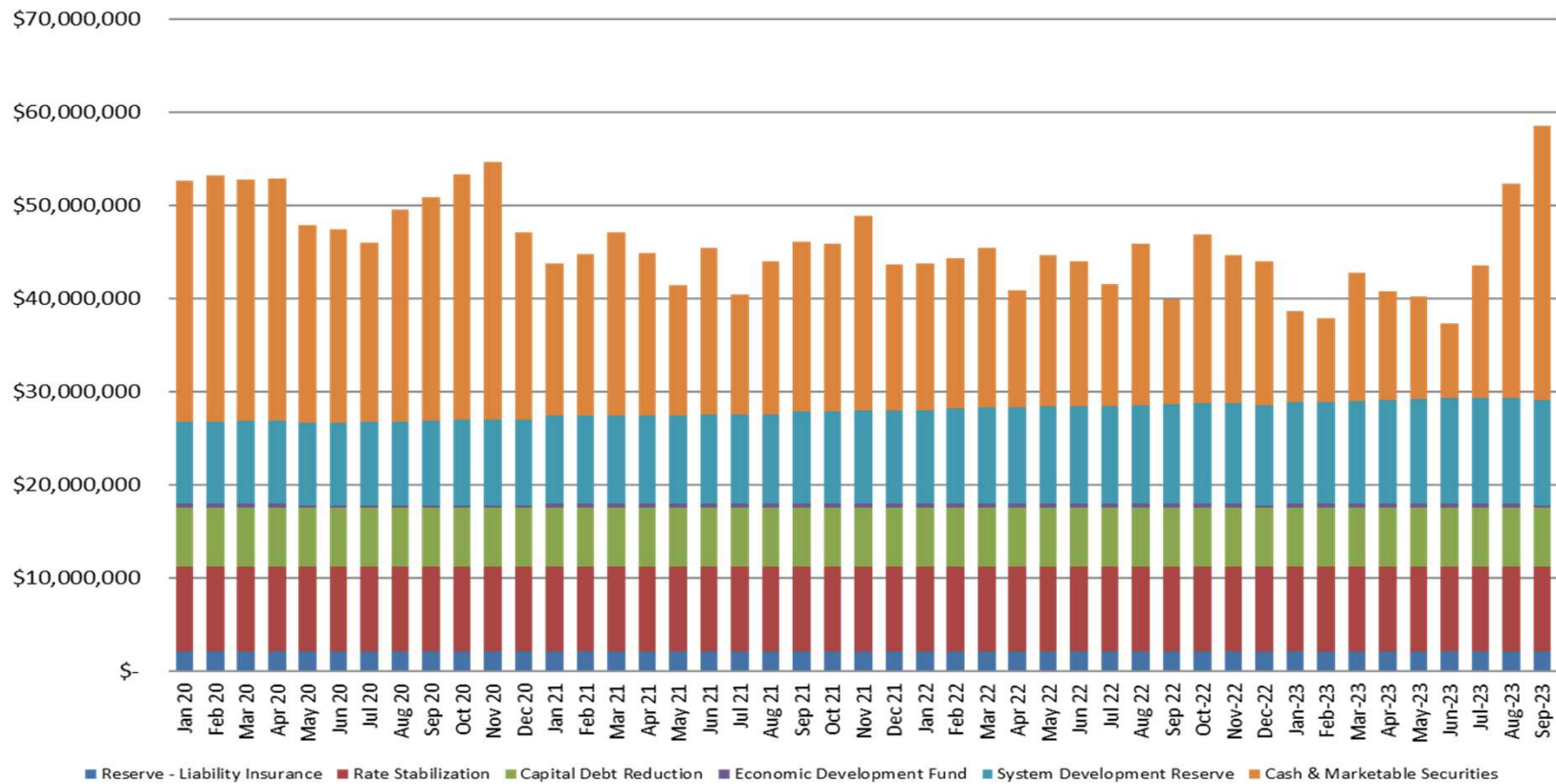


2024 Water Income Statement

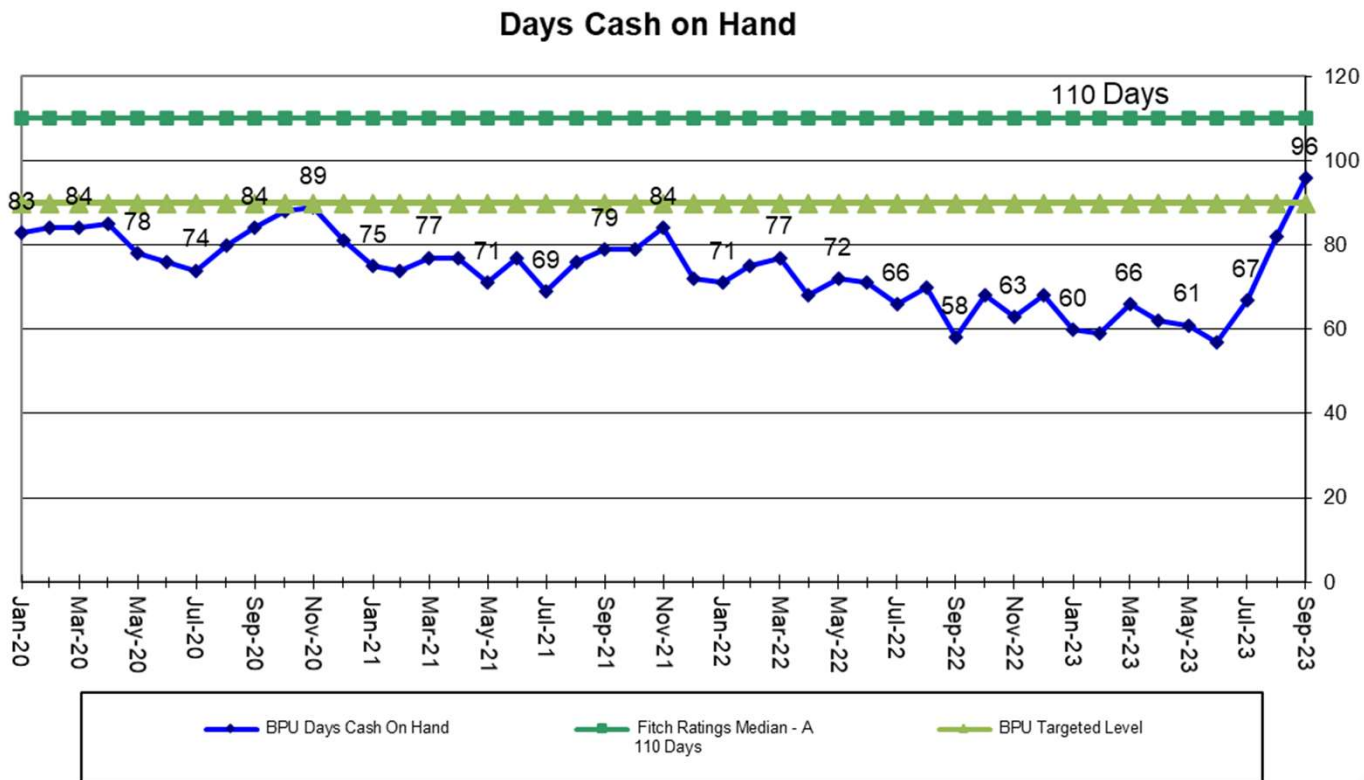
Water OU - INCOME STATEMENT

Description	2022 Actuals	2023 Budget	2024 Proposed
<u>OPERATING REVENUES</u>			
Residential Sales	24,749,255	24,750,000	26,993,000
Commercial Sales	11,642,370	11,500,000	12,710,000
Industrial Sales	6,204,262	6,200,000	6,750,000
Schools	611,515	671,000	666,960
Fire Protection	591,432	600,000	600,000
Public Authorities	28,000	28,000	28,000
Total Sales of Energy and Water	43,826,834	43,749,000	47,747,960
Wholesale Market Sales	1,322,950	1,357,900	1,463,000
Total Other Utility Sales	1,322,950	1,357,900	1,463,000
Forfeited Discounts	577,065	608,400	593,500
Connect/Disconnect Fees	312,030	281,900	281,900
Diversion Fines	11,066	10,200	9,000
Tower/Pole Attachment Rentals	300,659	414,700	279,000
Other Miscellaneous Revenues	(10,248)	12,000	12,000
Service Fees	964,366	1,100,500	919,620
Total Other Revenues	2,154,938	2,427,700	2,095,020
Payment in Lieu of Taxes	5,519,426	5,714,689	6,163,484
Total Payment in Lieu of Taxes	5,519,426	5,714,689	6,163,484
TOTAL OPERATING REVENUES	52,824,148	53,249,289	57,469,464
<u>OPERATING EXPENSES</u>			
Production	5,662,279	7,392,509	7,553,357
Transmission and Distribution	14,802,058	15,726,914	16,998,492
Customer Account Expense	2,130,401	2,235,743	2,318,224
General and Administrative	4,738,872	7,200,175	7,930,378
Depreciation and Amortization	8,311,849	8,316,753	8,287,378
TOTAL OPERATING EXPENSES	35,645,459	40,872,095	43,087,828
OPERATING INCOME	17,178,690	12,377,194	14,381,635
<u>NON OPERATING INCOME/EXPENSE</u>			
Investment Interest	231,285	395,800	701,748
Interest - Long Term Debt	(1,893,403)	(1,523,505)	(1,278,216)
Interest - Other	(26,044)	(26,400)	(62,400)
Payment in Lieu of Taxes	(5,519,426)	(5,714,689)	(6,163,484)
Other Income	10,833	59,000	17,400
TOTAL NONOPERATING INCOME/EXPENSES	(7,196,754)	(6,809,794)	(6,784,951)
INCOME BEFORE TRANSFER & CONTRIB	9,981,935	5,567,400	7,596,684
Water Non Exchange	1,362,312	500,000	500,000
TOTAL CHANGE IN NET POSITION	11,344,247	6,067,400	8,096,684

Cash Balances



Days Cash on Hand



Management Requirements for 2024

- Cautious spending at beginning of year
 - Revenue peak – May through October
- Continue to focus on financial metrics
 - Improving cash on hand
 - Maintain strong debt coverage
 - Maintain credit status and bond ratings
- Support growth and development



2024 Budget Objectives

Positive Net Income

Electric \$33.3M Water \$8.1M Combined \$41.4M

Positive Cash Flow

Electric \$6.1M Water \$1.4M Combined \$7.5M

Maintain Debt Coverage*

With PILOT

2019 ~ 1.98x	2020 ~ 2.14x	2021 ~ 2.45x	2022 ~ 2.34x	2023 ~ 3.05x <small>(Sept. 2023)</small>	2024 ~ 2.73x <small>(Projected)</small>
--------------	--------------	--------------	--------------	---	---

Without PILOT

2019 ~ 1.40x	2020 ~ 1.57x	2021 ~ 1.85x	2022 ~ 1.65x	2023 ~ 2.31x <small>(Sept. 2023)</small>	2024 ~ 2.00x <small>(Projected)</small>
--------------	--------------	--------------	--------------	---	---

*Total Debt (Max Annual Debt Service)

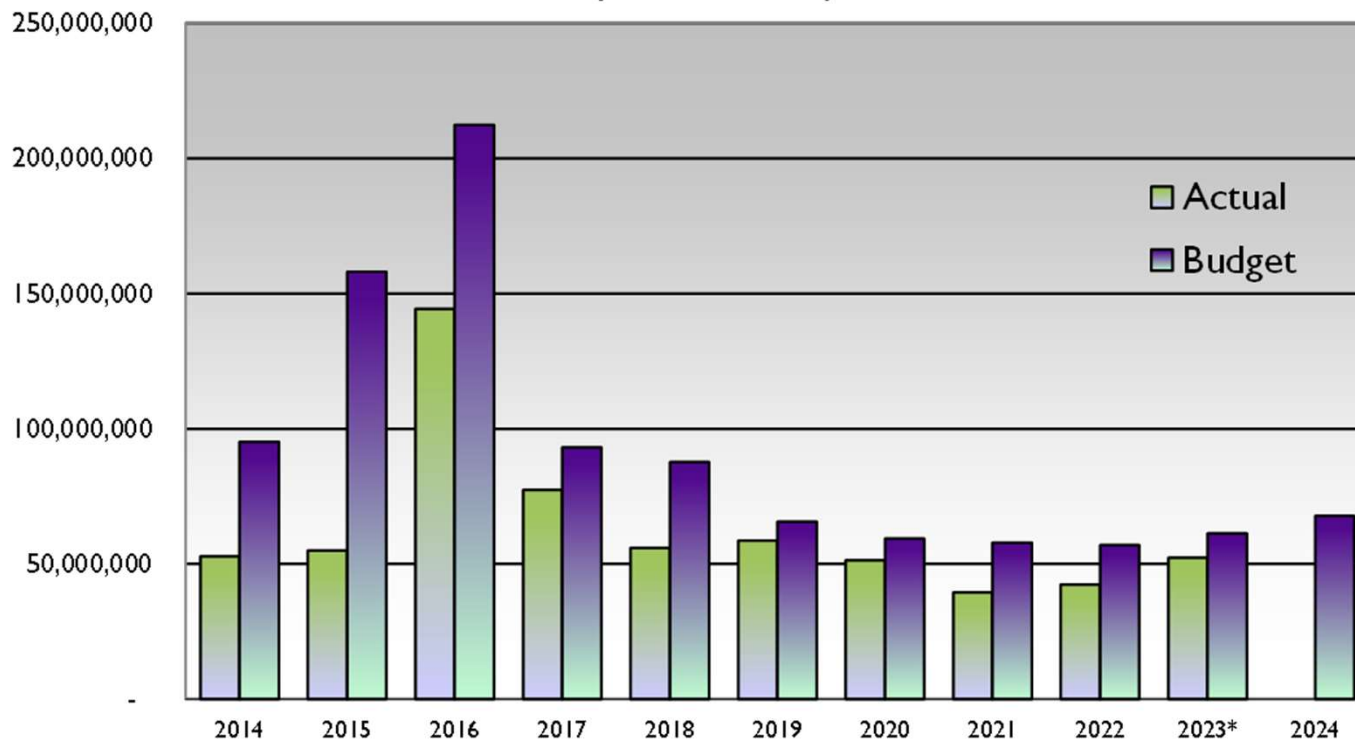


2024 Capital Summary & Funding

Utility Summary

Division	Funding Source					Project Total
	Future 2024 Bond	EDA Grant	EPA Grant	KDHE Loan (2950)	Cash	
Electric Operations	7,325,000	2,000,000			15,291,000	24,616,000
Electric Production					10,013,000	10,013,000
Electric Supply					950,000	950,000
General Management					719,800	719,800
Human Resources					100,000	100,000
Information Technology					4,310,000	4,310,000
Water			5,000,000	11,200,000	10,180,600	26,380,600
Utility Summary Total	7,325,000	2,000,000	5,000,000	11,200,000	41,564,400	67,089,400

Capital History



*Estimate as of fiscal year ending December 31, 2023

Electric Capital Budget

2024 Capital Budget \$35.5M vs. \$30.6M in 2023

- \$2.6M Piper OH Feeders - Urban Outfitters
- \$1.7M Mill Street 161kV Substation
- \$950K Energy Control Center SCADA Software
- \$2.5 Distribution Pole Inspection/Replacement
- \$1M Circulating Dry Scrubber Reactors - Structure/Liner Repair
- \$750K CT3 Control System Upgrade

\$26.3M from Cash

Funding Sources – Budget Overview (pages 37-39 & 43)

Water Capital Budget

2024 Capital Budget \$26.4M vs. \$24.7M in 2023

Projects with funding source:

- \$2.0M Water Trans Main 98th & Parallel (KDHE)*
- \$1.5M Parallel Pump Station Electrical Improvements (KDHE)*
- \$5.0M Aged Water Main Replacement (EPA Grant)*
- \$1.5M Parallel Pump Station Electrical Improvements (KDHE)*
- \$4.0M Kansas River Crossing (KDHE)*
- \$2.0M Argentine 7 MG Replace (KDHE)*

\$10.1M from Cash

Funding Sources – Budget Overview (pages 40-41)

Information Tech Capital Budget

Information Technology Capital - \$ 4.3M

- *\$680K GIS Enhancements*
- *\$261K Cayenta UMS Upgrade*
- *\$300K BI/Analytics Development*
- *\$100K Meter Data Management System Upgrade*
- *\$570K Desktop/Network Development*
- *\$250K Enterprise Service Bus Development*

\$4.3M from Cash

Funding Sources – Budget Overview (page 42)



Common Capital Budget

Common Capital - \$ 819,800

540 Minnesota Ave, Admin. Services and HR

Furnish & Equipment	\$ 30,000
540 Minn. Facility	\$ 160,000
Grounds	\$ 115,000
Admin Services Technology	\$ 389,800
HR Security	\$ 50,000
Security Vehicle	\$ 50,000
Security Improvements	\$ <u>25,000</u>
	\$ 819,800

\$800K from Cash

Funding Sources – Budget Overview (page 43)



2024 Environmental Surcharge (ESC)

2011 - 2023 ESC Billings (Jan 11 thru Oct 23)	\$ 153,305, 078	
2023 ESC Forecasted Billings (Nov 23 and Dec 23)	\$ 3,800,000	
Total Billings through Dec 2023		\$ 157,105,078
2011 - 2023 Bond Payments	\$ (126,288,283)	
2017 - 2023 0.3X Bond Coverage Requirement	\$ (31,116,840)	
		\$ (157,405,123)
Estimated Over/(Under) Collection thru Dec 2023		\$ (300,045)
2024 Debt Service Payments with .03 X DSC		\$ 22,475,023



2024 Environmental Surcharge (ESC)

ESC Rates for 2024

Rates are tied to the debt service schedule

Rate Class	2024	2023	2022
Rate 100-101	0.01253/kWh	0.01094/kWh	0.01006/kWh
Rate 200-223	0.01377/kWh	0.01310/kWh	0.01214/kWh
Rate 250-263	4.40141/kW	4.30671/kW	3.93938/kW
Rate 300-323	4.38660/kW	4.28721/kW	3.82812/kW
Rate 400-451	3.40609/kW	4.06433/kW	3.66200/kW
Rate 500	0.01312/kWh	0.01055/kWh	0.00982/kWh

2024 Environmental Surcharge (ESC)

Estimated Customer Impact

Rate 100	800 kWh =	\$	10.02/mo.
Rate 200	5,000 kWh =	\$	68.85/mo.
Rate 250	500 kW =	\$	2,200.71/mo.
Rate 300	1,500 kW =	\$	6,579.90/mo.
Rate 400	4,500 kW =	\$	15,327.41/mo.
Rate 500	10,000 kWh =	\$	131.20/mo.

Schedule of Budget Activities

- Monday, December 4, 2023 - 8:30am to 4:30pm
 - General Manager Budget Message
 - Overview of 2024 Proposed Budget
- 2024 Proposed Budgets by Division
 - Electric Operations Division
 - Electric Production Division
 - Water Division
 - Electric Supply Division
 - Information Technology Division
 - Accounting & Finance Division
 - Human Resources Division
 - Corporate Compliance Division
 - General Management Division
 - Utility-Wide
 - Customer Service Division
 - Wrap-Up and Follow-Up
- December 20, 2023 - Present 2024 Budget for Board Approval



KANSAS CITY BOARD OF PUBLIC UTILITIES



2024 ANNUAL BUDGET

Board of Public Utilities

2024 Proposed Budget

***Presentation for
Budget Overview***

December 4, 2023

**General Manager
Comments**



KANSAS CITY BOARD OF PUBLIC UTILITIES



2024 ANNUAL BUDGET

Meeting the Needs of Utility Customers and the Community

Pursuant to the Unified Government Charter Ordinance, the Kansas City Board of Public Utilities (BPU) is required to prepare an Annual Operating Budget each year for consideration by the BPU Board of Directors. Approval of the FY 2024 Annual Budget establishes the total estimated amount of revenue and expenditures for the year.

This comprehensive budget outlines priorities and objectives for this nationally recognized electric and water utility, as well as operating and capital spending requirements beginning January 1, 2024. It has been developed under the principles and guidance of sound budgeting practices. This budget ensures that revenues are realistically estimated to cover the cost of providing essential utility services while leaving a judicious amount of working capital for addressing emergency or unforeseen circumstances.

As a municipal utility, BPU conducts business consistent with its customer-focused principles of delivering financial accountability, reliable services, customer engagement, innovative technologies, and responsible communication for its customers. The utility's primary objectives are to deliver best-in-class utility services to the community while maintaining competitive rates. To ensure the utility maintains this standard, it periodically benchmarks itself against other utilities in the electric and water industry.

BPU's primary focus is to ensure quality, dependable, and accessible utility services for the entire community. To implement and achieve cost saving measures in this budget, the utility works to ensure the following budget criteria:

- Improve the overall customer service experience across all utility operations.
- Improve electric and water system reliability.
- Reduce ongoing capital construction and operating costs.
- Improve public outreach and communication efforts.
- Continue focus on utility wide process improvement objectives.

When looking to 2024, BPU's major goals and priorities will include the following:

- Provide cost effective, safe and reliable utility services, including efficient operation of electric and water production and distribution facilities within an aging infrastructure. Ensure delivery systems are adaptable and sustainable to support changes in future supply sources, while operating and maintaining utility assets in a safe, dependable, and cost-efficient manner.
- Ensure continued fiscal sustainability by effectively managing debt service coverage, cash-on-hand, and credit ratings through open and transparent fiscal and budget policies. Remain committed to cutting costs and improving efficiencies.
- Maintain policies and operating procedures that meet the requirements of a broad customer base – ensuring best-in-class utility service including customer satisfaction, issue response and resolution, etc. Identify initiatives to make information and services readily available and accessible, ensuring the use of benchmarking and surveys in achieving these standards, customer preferences, etc.
- Meet and comply with all federal and state regulatory requirements, including environmental, safe drinking water, and all other regulations – working to monitor, evaluate, and address changes as needed. Identify and address on-going risk management issues and priorities as necessary.



KANSAS CITY BOARD OF PUBLIC UTILITIES



2024 ANNUAL BUDGET

- Remain a champion of renewable energy (i.e., wind, community solar, hydro, etc.) while evaluating future generation mix opportunities to ensure sustainable energy usage opportunities for the community.
- Focus on ensuring residential customer ease-of-access to the services, information, and utility programs they want and deserve – while promoting the use of technologies to assist them with utility interactions
- Promote energy and water efficiency and conservation efforts and initiatives through education, community outreach services, and targeted communications.
- Utilize innovative technologies, implement utility-wide reliability standards, and maintain a safety-focused workplace that ensures reliable, high-quality utility services.
- Remain focused on corporate reporting including data analytics and operational performance metrics and benchmarking, ensuring BPU is competitive and or exceeding other peer municipal utilities.
- Improve utility recruiting efforts to better employee qualifications and performance, while simultaneously prioritizing employee training and development. Remain focused on employee safety, development, and retention.
- On-going improvements to key account programs by remaining focused on the needs of the utility's top consumers.
- Continue expanding supply chain operations to improve the supplier diversity program through vendor preference for local businesses.
- Champion strategic alliances and partnerships that benefit the utility and the community. Continue to support economic development, business retention, and growth throughout the BPU service area.
- Seek to obtain federal and state funding for infrastructure improvements that will assist with easing the financial burden on our local community.
- Complete current generation assessment and finalize efforts for updating our integrated resource plan.

For more than 100 years, the award-winning BPU has remained committed to providing safe, reliable, and affordable electric and water services to Wyandotte County. Simultaneously, this municipally owned utility will remain focused on improving the quality of life for the customers and the community it serves.

Sincerely,

William A. Johnson
General Manager



KANSAS CITY BOARD OF PUBLIC UTILITIES



2024 ANNUAL BUDGET

Board of Directors

Rose Mulvany Henry
President

Tom Groneman
Vice President

Robert L. Milan, Sr.
Secretary

Jeff Bryant
Member

Mary Gonzales
Member

David Haley
Member

William A. Johnson
General Manager

Angela Lawson
Legal Counsel

Management Staff

Jeremy Ash
Chief
Operating Officer

Lori C. Austin
Chief
Financial Officer

Stephen E. Green
Executive Director
Water Operations

Johnetta M. Hinson
Executive Director
Customer Services

Darrin McNew
Executive Director
Electric Operations

David E. Mehlhaff
Chief
Communications Officer

Maurice Moss
Executive Director
Corporate Compliance

Jerin Purtee
Executive Director
Electric Supply

Jerrold T. Sullivan
Chief
Information Officer

Becky Aldinger
Director
Purchasing & Supply Chain

Douglas C. Bowen
Director
Electric Production Ops & Maint

Andrew Coffelt
NERC Compliance
Officer

Dennis Dumovich
Director
Human Resources

Mike Fergus
Director
Electric Distribution & Services

Andrew Ferris
Director
Financial Planning

Jody Franchett
Director
Administrative Services

Brian D. Laverack
Director
Network Operations

Dustin Miller
Director
Applications

Patrick J. Morrill
Director
Electric Engineering

Steve Nirschl
Director
Water Processing

Randy J. Otting
Director
Accounting

Marshall Robinett
Director
Water Distribution

Ingrid Setzler
Director
Environmental Services

Chris J. Stewart
Director
Civil Engineering

Patrice E. Townsend
Director
Utility Services



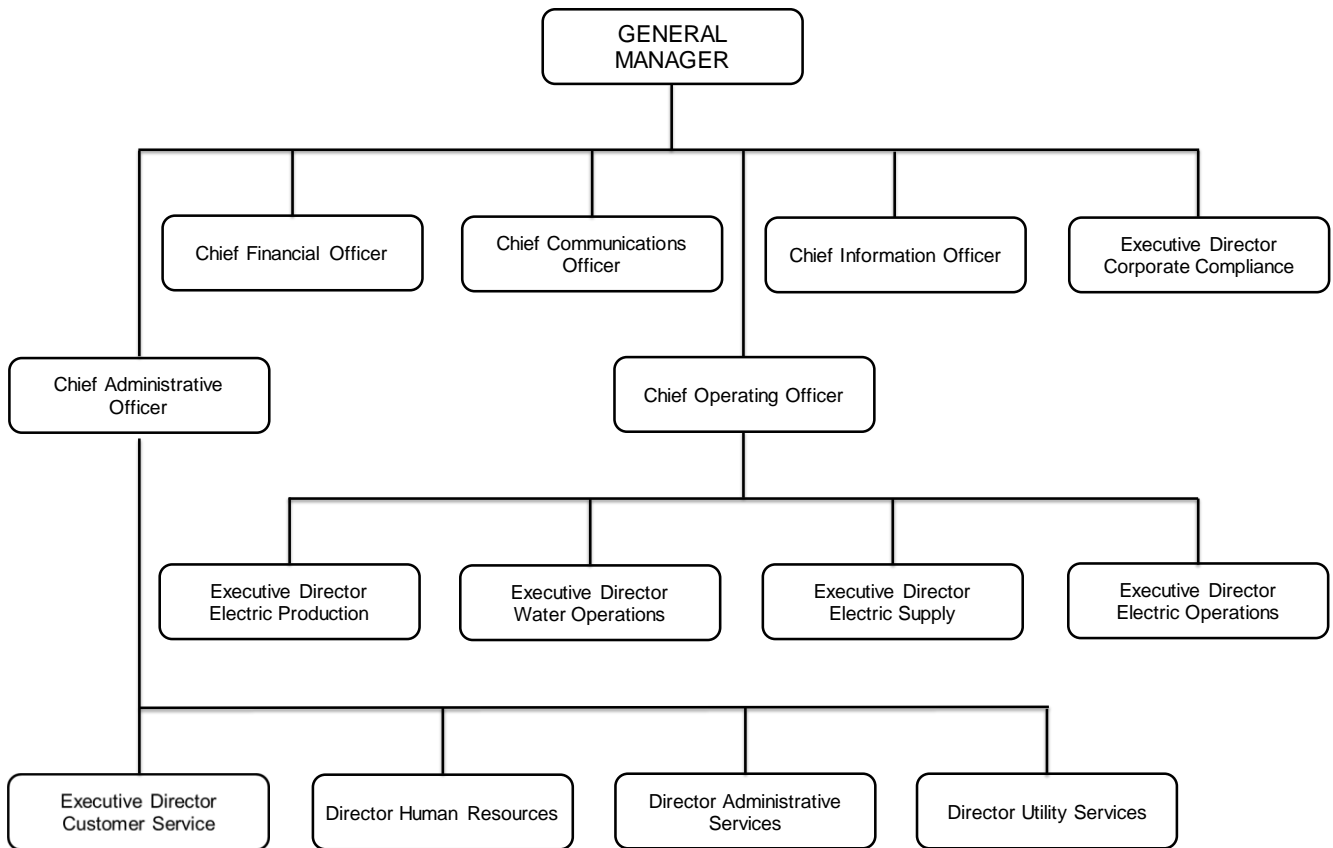
KANSAS CITY BOARD OF PUBLIC UTILITIES



2024 ANNUAL BUDGET

Kansas City Board of Public Utilities

Organizational Chart





KANSAS CITY BOARD OF PUBLIC UTILITIES



2024 ANNUAL BUDGET



This page has been left intentionally blank.

Highlights & Financial Overview



KANSAS CITY BOARD OF PUBLIC UTILITIES



2024 ANNUAL BUDGET

Highlights of the 2024 Annual Budget

The Kansas City, Kansas Board of Public Utilities (BPU) is comprised of electric and water utility services sections. There are eleven divisions within the organizational structure of the Utility to serve the needs of each service section as follows: Accounting/Finance, Corporate Compliance, Customer Services, Electric Operations, Electric Production, Electric Supply, General Management, Human Resources, Information Technology, Utility-Wide and Water Operations.

BPU Resources (Where Funds Come From)

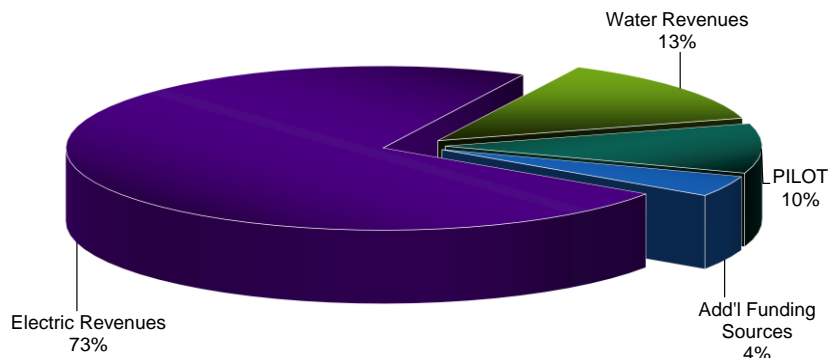
The resources for the BPU include any incomes, revenues and reserves to fund the planned expenditures for the coming budget year. The resources will always be equal to the sum of all planned outlays. The 2024 Annual Budget provides \$392,362,506 in resources for the Utility. The resources by function are depicted below.

SUMMARY OF FUNDING BY RESOURCE CATEGORY						
Revenue by Category	Proposed Budget 2024	Adopted Budget 2023	More/(Less) Than 2023 Adopted		% of Grand Total	
			\$	%	2024	2023
Electric Revenues	\$ 285,908,648	\$ 281,846,448	\$ 4,062,200	1.44%	72.87%	72.36%
Water Revenues	52,025,128	47,989,400	4,035,728	8.41%	13.26%	12.32%
PILOT	38,314,998	37,029,230	1,285,768	3.47%	9.77%	9.51%
Add'l Funding Sources	16,113,732	22,617,945	(6,504,213)	-28.76%	4.11%	5.81%
Grand Total	\$ 392,362,506	\$ 389,483,023	2,879,483	0.74%	100.00%	100.00%

The highlights of the revenue stream for 2024 are as follows:

- Electric revenues total \$285,908,648 or 73 percent of the total funding of the Utility.
- Water revenues total \$52,025,128 or 13 percent of the total funding of the Utility.
- Payment-in-lieu-of-taxes (PILOT) total \$38,314,998 and represents 10 percent of the total funding of the Utility.
- Additional Funding Sources total \$16,113,732 or 4 percent of the total funding of the Utility.

2024 BPU Resources





KANSAS CITY BOARD OF PUBLIC UTILITIES



2024 ANNUAL BUDGET

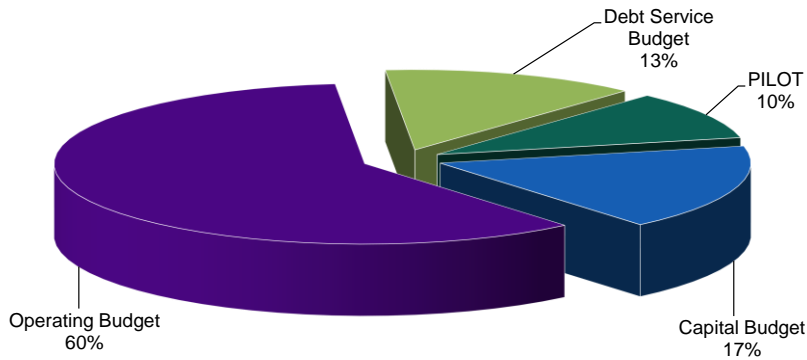
Highlights of the 2024 Annual Budget

BPU Uses (Where Funds Go)

The uses for the BPU include all planned operating and maintenance expenses, capital expenditures, payments on long-term debt and PILOT requirements. The 2024 Annual Budget provides \$392,362,506 in funding uses. The uses by function are depicted below. These funding uses are further broken down in detail later in the budget book. The 2024 Annual Budget includes four major spending areas; the Operating Budget, Debt Service Budget, Payment In Lieu of Taxes (PILOT) Requirement and the Capital Budget.

BPU ANNUAL BUDGET							
Uses of Funds	Proposed Budget 2024	Adopted Budget 2023	More/(Less) Than 2023 Adopted		% of Grand Total		
			\$	%	2024	2023	
Operating Budget	\$ 233,808,818	\$ 239,330,489	\$ (5,521,671)	-2.31%	59.59%	61.45%	
Debt Service Budget	52,424,286	51,820,859	603,427	1.16%	13.36%	13.31%	
PILOT	38,314,998	37,029,230	1,285,768	3.47%	9.77%	9.51%	
Capital Budget	67,814,404	61,302,445	6,511,959	10.62%	17.28%	15.74%	
Grand Total	\$ 392,362,506	\$ 389,483,023	2,879,483	0.74%	100.00%	100.00%	

2024 BPU Uses





KANSAS CITY BOARD OF PUBLIC UTILITIES



2024 ANNUAL BUDGET

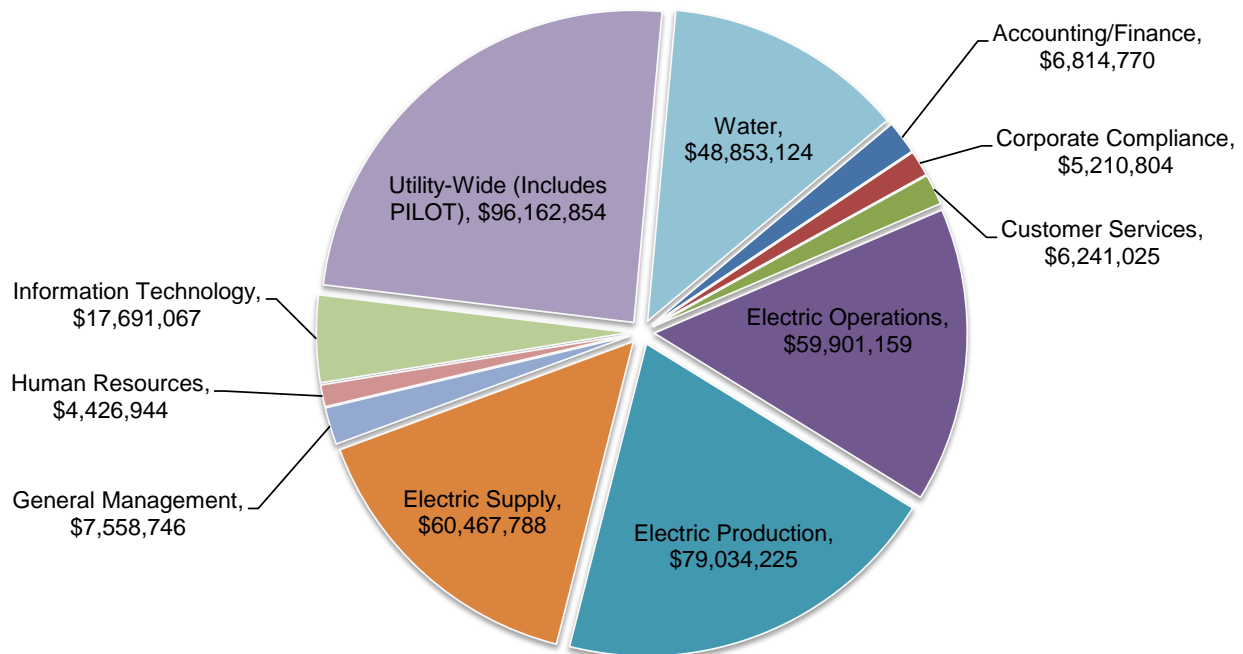
Highlights of the 2024 Annual Budget

SUMMARY OF SPENDING BY FUNCTION CATEGORY

Expenditures by Division	Proposed Budget 2024	Adopted Budget 2023	More/(Less) Than 2023 Adopted		% of Grand Total	
			\$	%	2024	2023
Accounting/Finance	\$ 6,814,770	\$ 6,417,528	\$ 397,242	6.19%	1.74%	1.65%
Corporate Compliance	5,210,804	5,124,845	85,959	1.68%	1.33%	1.32%
Customer Services	6,241,025	6,074,335	166,690	2.74%	1.59%	1.56%
Electric Operations	59,901,159	55,589,031	4,312,128	7.76%	15.27%	14.27%
Electric Production	79,034,225	86,344,724	(7,310,499)	-8.47%	20.14%	22.17%
Electric Supply	60,467,788	62,694,638	(2,226,850)	-3.55%	15.41%	16.10%
General Management	7,558,746	7,089,570	469,176	6.62%	1.93%	1.82%
Human Resources	4,426,944	4,350,144	76,800	1.77%	1.13%	1.12%
Information Technology	17,691,067	16,246,528	1,444,539	8.89%	4.51%	4.17%
Utility-Wide (Includes PILOT)	96,162,854	93,668,658	2,494,196	2.66%	24.51%	24.05%
Water	48,853,124	45,883,022	2,970,102	6.47%	12.45%	11.78%
Sub Total	\$ 392,362,506	\$ 389,483,023	\$ 2,879,483	0.74%	100.00%	100.00%
Less PILOT	38,314,998	37,029,230	1,285,768	3.47%		
Grand Total	354,047,508	352,453,793	1,593,715	0.45%		

*PILOT is Payment-in-lieu-of-taxes

Spending Summary by Division





KANSAS CITY BOARD OF PUBLIC UTILITIES



2024 ANNUAL BUDGET

UTILITY SUMMARY

SUMMARY OF SPENDING BY MAJOR EXPENSE CATEGORY

	<u>2022 Actual</u>	<u>2023 Budget</u>	<u>2024 Budget</u>
OPERATING BUDGET			
Personnel Costs	\$ 67,322,917	\$ 82,392,250	\$ 86,441,863
Services	29,924,656	36,167,560	36,597,991
Fuel and Purchase Power	113,505,681	102,487,000	94,249,039
Material and Supplies	15,530,175	17,715,600	15,801,525
Other Operating Expenses	(228,077)	568,079	718,400
TOTAL OPERATING BUDGET	\$ 226,055,352	\$ 239,330,489	\$ 233,808,818
CAPITAL BUDGET			
Equipment & Improvements	\$ 38,130,866	\$ 57,420,470	\$ 64,279,752
Capitalized Labor	4,237,900	3,156,975	2,809,652
Energy Efficiency & Econ Dev Program	184,650	225,000	225,000
Economic Development Fund Authorization	-	500,000	500,000
TOTAL CAPITAL BUDGET	\$ 42,553,416	\$ 61,302,445	\$ 67,814,404
DEBT SERVICE BUDGET			
Principal	\$ 29,866,120	\$ 30,726,196	\$ 32,418,293
Interest	21,947,029	21,094,663	20,005,993
TOTAL DEBT SERVICE BUDGET	\$ 51,813,149	\$ 51,820,859	\$ 52,424,286
Payment In Lieu Of Taxes (PILOT)	\$ 37,073,894	\$ 37,029,230	\$ 38,314,998
TOTAL ANNUAL SPENDING	\$ 357,495,811	\$ 389,483,023	\$ 392,362,506

SPENDING BY AREA

DIVISION	<u>2022 Actual</u>	<u>2023 Budget</u>	<u>2024 Budget</u>
Accounting/Finance	\$ 5,000,418	\$ 6,417,528	\$ 6,814,770
Corporate Compliance	3,423,572	5,124,845	5,210,804
Customer Services	5,913,533	6,074,335	6,241,025
Electric Operations	47,998,212	55,589,031	59,901,159
Electric Production	92,362,305	86,344,724	79,034,225
Electric Supply	60,902,313	62,694,638	60,467,788
General Management	6,231,790	7,089,570	7,558,746
Human Resources	4,762,003	4,350,144	4,426,944
Information Technology	12,289,870	16,246,528	17,691,067
Utility-Wide	85,428,979	93,668,658	96,162,854
Water	33,182,816	45,883,022	48,853,124
TOTAL DIVISION BUDGET	\$ 357,495,811	\$ 389,483,023	\$ 392,362,506

ALLOCATION OF SPENDING BY UTILITY REVENUES

UTILITY FUND	<u>2022 Actual</u>	<u>2023 Budget</u>	<u>2024 Budget</u>
Electric Utility	\$ 297,938,663	\$ 313,359,421	\$ 313,940,608
Water Utility	59,557,148	76,123,602	78,421,898
TOTAL UTILITY FUND	\$ 357,495,811	\$ 389,483,023	\$ 392,362,506



KANSAS CITY BOARD OF PUBLIC UTILITIES



2024 ANNUAL BUDGET

Highlights of the 2024 Annual Budget

Statement of Cash Flows

In accordance with the financial responsibility statements of the Board, the electric and water utilities must adhere to the debt service ratio requirement and both utilities are expected to produce a moderate net income. The income statements are used in the development of the budget.

The debt service ratio is expressed as net revenue divided by the maximum annual debt service payment per financial policy. Net revenue is expressed as the sum of all sales revenues, other revenues and income and the payment-in-lieu-of-tax funds to be collected, less net operating expenses.

The debt service coverage for 2024 with PILOT exceeds the 1.2 times requirement as outlined in the bond indenture and 2.0 times per the BPU's Financial Guidelines for both the electric and water utilities. The debt service coverage for 2024 without PILOT exceeds the 1.6 times requirement per the BPU's Financial Guidelines for both the electric and water utilities. The schedule on the following page illustrates the cash flow statement for the 2024 Annual Budget. The purpose of the cash flow statement is to illustrate the relationship of the 2024 Budget to the Board's financial policies. At the bottom of this schedule is the projected debt service coverage for 2024.



KANSAS CITY BOARD OF PUBLIC UTILITIES



2024 ANNUAL BUDGET

2024 Budget Cash Flow	Electric 2024	Water 2024	Combined 2024
Estimated Cash Available for Funding @ 12-31-2023	\$ 53,536,273	\$ 27,010,000	\$ 80,546,273
Total Revenues	\$ 318,060,162	\$ 58,688,612	\$ 376,748,774
Total Cash Operating Expenses less Depreciation & Non Cash items	\$ 197,708,362	\$ 34,415,450	\$ 232,123,813
Total Cash Generated from Operations	\$ 120,351,800	\$ 24,273,162	\$ 144,624,961
Existing Debt Service Requirement - Parity Debt	42,405,686	5,576,532	47,982,218
KDHE Loan Annual Service Fee	-	289,570	289,570
Existing Non Parity Debt Service Requirement - (Other & KDHE Loans)	322,391	4,119,677	4,442,068
Total Debt Service Requirements for FY2024	42,728,077	9,985,779	52,713,856
Cash Available from Operations after Debt Service	\$ 77,623,723	\$ 14,287,383	\$ 91,911,105
Payment in Lieu of Taxes (PILOT)	(32,151,514)	(6,163,484)	(38,314,998)
Cash Available from Operations after PILOT	\$ 45,472,209	\$ 8,123,899	\$ 53,596,108
Other Funding Sources			
KDHE Loans	-	23,350,000	23,350,000
2024 Bonds	49,300,000	-	49,300,000
EDA, EPA Grants	2,000,000	10,000,000	12,000,000
Total Other Funding Sources	51,300,000	33,350,000	84,650,000
Cash Available before Restrictions	\$ 150,308,482	\$ 68,483,899	\$ 218,792,381
Restrictions on Cash			
Customer Deposits	6,000,000	1,300,000	7,300,000
Reserve - Workers' Comp	880,000	220,000	1,100,000
Reserve - Liability Insurance	800,000	200,000	1,000,000
System Development Reserve	-	12,000,000	12,000,000
Debt Reduction Fund	-	6,290,000	6,290,000
Rate Stabilization Fund	9,156,273	-	9,156,273
Improvement & Emergency Fund	1,350,000	150,000	1,500,000
ERC Reserve Requirement	7,500,000	-	7,500,000
O&M Reserve Requirement	31,778,430	1,906,874	33,685,304
Ongoing Construction Reserve per Bond Indenture	4,762,500	677,000	5,439,500
Estimated Remaining Grant & KDHE Bonds at fiscal year end	41,975,000	17,150,000	59,125,000
Total Restrictions on Cash	\$ 104,202,203	\$ 39,893,874	\$ 144,096,077
Unrestricted Cash Available for Construction	\$ 46,106,279	\$ 28,590,025	\$ 74,696,304
Economic Development Grants Capitalized	350,000	150,000	500,000
Energy Efficiency & Econ Dev Capitalized	225,000	-	225,000
Construction Requirement	39,682,840	27,406,560	67,089,400
Reimbursed Construction Projects	(230,000)	(377,100)	(607,100)
Total Construction (Net of Reimbursed Projects)	\$ 40,027,840	\$ 27,179,460	\$ 67,207,300
Estimated Net Unrestricted Cash Available	\$ 6,078,439	\$ 1,410,565	\$ 7,489,004
Financial Policy Ratios with PILOT			
Debt Service Requirement (MADS) - All Debt	44,880,036	9,696,209	52,424,286
Debt Service Coverage Ratio - All Debt	2.65	2.46	2.73
Debt Service Requirement (MADS) - Parity Debt	44,668,378	5,590,107	47,988,427
Debt Service Coverage Ratio - Parity Debt	2.67	4.27	2.98
Financial Policy Ratios without PILOT			
Debt Service Requirement (MADS) - All Debt	44,880,036	9,696,209	52,424,286
Debt Service Coverage Ratio - All Debt	1.94	1.83	2.00
Debt Service Requirement (MADS) - Parity Debt	44,668,378	5,590,107	47,988,427
Debt Service Coverage Ratio - Parity Debt	1.95	3.17	2.18



KANSAS CITY BOARD OF PUBLIC UTILITIES



2024 ANNUAL BUDGET

Highlights of the 2024 Annual Budget

Net Income Statements

All financial ratios used in the Annual Budget were derived from the income statements provided on the following three pages. These income statements are prepared in accordance with guidelines established by the Board.

- The operating revenues are projected on all known and projected rate changes and expected growth factors. These revenues are developed by customer class so that an accurate forecast can be made for the budget year.
- Operating expenses are developed in detail by the submitting divisions on an account basis. These detailed accounts are broken into class types to identify the individual makeup of expenditures.
- Operating income is expressed as the operating revenues less the operating expenses. This amount generally represents the funds provided to make the payments for debt service, PILOT and capital outlays.
- Depreciation is based on the scheduled rate as determined by the estimated life of the asset categories.

The net income statements should be used to evaluate the economic plan being proposed with the related cash flow statement provided on the previous page to determine the overall financial operations of the Utility.



KANSAS CITY BOARD OF PUBLIC UTILITIES



2024 ANNUAL BUDGET

Total KCBPU - INCOME STATEMENT

Description	2022 Actuals	2023 Budget	2024 Proposed
<u>OPERATING REVENUES</u>			
Residential Sales	110,391,146	109,762,800	115,839,000
Commercial Sales	126,967,366	119,055,000	122,268,000
Industrial Sales	57,733,185	58,235,000	59,890,000
Schools	11,441,509	10,743,000	11,117,960
Fire Protection	591,432	600,000	600,000
Highway Lighting	361,389	362,000	366,700
Public Authorities	28,000	28,000	28,000
Total Sales of Energy and Water	307,514,027	298,785,800	310,109,660
Borderline Electric Sales	1,256,876	1,250,000	1,246,000
Wholesale Market Sales	17,667,148	17,257,900	13,463,000
Total Other Utility Sales	18,924,024	18,507,900	14,709,000
Forfeited Discounts	2,885,600	2,988,400	2,958,500
Connect/Disconnect Fees	2,289,253	2,317,200	2,792,900
Diversion Fines	36,063	40,200	31,800
Tower/Pole Attachment Rentals	2,761,971	2,723,500	1,879,000
Other Miscellaneous Revenues	147,596	193,300	184,090
Service Fees	978,847	1,150,500	940,620
Total Other Revenues	9,099,330	9,413,100	8,786,910
Payment in Lieu of Taxes	37,073,894	37,029,230	38,314,998
Total Payment in Lieu of Taxes	37,073,894	37,029,230	38,314,998
TOTAL OPERATING REVENUES	372,611,275	363,736,030	371,920,567
<u>OPERATING EXPENSES</u>			
Production	42,442,507	47,845,206	45,609,094
Purchased Power	67,452,166	55,492,000	53,106,638
Fuel	55,754,914	44,510,000	38,502,401
Transmission and Distribution	46,245,007	51,127,793	52,912,588
Customer Account Expense	5,274,020	5,805,513	5,980,528
General and Administrative	21,355,002	34,549,978	37,697,563
Depreciation and Amortization	41,253,137	42,780,875	43,162,165
Dfrd Fuel & Purch Power-Amort	(12,468,276)	-	-
TOTAL OPERATING EXPENSES	267,308,477	282,111,364	276,970,977
OPERATING INCOME	105,302,798	81,624,666	94,949,590
<u>NON OPERATING INCOME/EXPENSE</u>			
Investment Interest	1,204,343	2,463,300	3,809,490
Interest - Long Term Debt	(22,029,289)	(20,740,124)	(19,700,602)
Interest - Other	(141,800)	(101,400)	(334,800)
Payment in Lieu of Taxes	(37,073,894)	(37,029,230)	(38,314,998)
Other Income	725,399	665,748	518,716
Other Expense	(80)	(500)	-
TOTAL NONOPERATING INCOME/EXPENSES	(57,315,322)	(54,742,206)	(54,022,194)
INCOME BEFORE TRANSFER & CONTRIB	47,987,476	26,882,460	40,927,396
Water Non Exchange	1,362,312	500,000	500,000
TOTAL CHANGE IN NET POSITION	49,349,788	27,382,460	41,427,397



KANSAS CITY BOARD OF PUBLIC UTILITIES



2024 ANNUAL BUDGET

Electric OU - INCOME STATEMENT

Description	2022 Actuals	2023 Budget	2024 Proposed
<u>OPERATING REVENUES</u>			
Residential Sales	85,641,891	85,012,800	88,846,000
Commercial Sales	115,324,995	107,555,000	109,558,000
Industrial Sales	51,528,923	52,035,000	53,140,000
Schools	10,829,994	10,072,000	10,451,000
Highway Lighting	361,389	362,000	366,700
Total Sales of Energy and Water	263,687,193	255,036,800	262,361,700
Borderline Electric Sales	1,256,876	1,250,000	1,246,000
Wholesale Market Sales	16,344,198	15,900,000	12,000,000
Total Other Utility Sales	17,601,074	17,150,000	13,246,000
Forfeited Discounts	2,308,535	2,380,000	2,365,000
Connect/Disconnect Fees	1,977,223	2,035,300	2,511,000
Diversion Fines	24,997	30,000	22,800
Tower/Pole Attachment Rentals	2,461,312	2,308,800	1,600,000
Other Miscellaneous Revenues	157,844	181,300	172,090
Service Fees	14,481	50,000	21,000
Total Other Revenues	6,944,392	6,985,400	6,691,890
Payment in Lieu of Taxes	31,554,468	31,314,541	32,151,514
Total Payment in Lieu of Taxes	31,554,468	31,314,541	32,151,514
TOTAL OPERATING REVENUES	319,787,127	310,486,741	314,451,104
<u>OPERATING EXPENSES</u>			
Production	36,780,229	40,452,697	38,055,738
Purchased Power	67,452,166	55,492,000	53,106,638
Fuel	55,754,914	44,510,000	38,502,401
Transmission and Distribution	31,442,950	35,400,878	35,914,096
Customer Account Expense	3,143,619	3,569,769	3,662,304
General and Administrative	16,616,129	27,349,802	29,767,185
Depreciation and Amortization	32,941,287	34,464,122	34,874,787
Dfrd Fuel & Purch Power-Amort	(12,468,276)	-	-
TOTAL OPERATING EXPENSES	231,663,018	241,239,268	233,883,149
OPERATING INCOME	88,124,108	69,247,473	80,567,955
<u>NON OPERATING INCOME/EXPENSE</u>			
Investment Interest	973,058	2,067,500	3,107,742
Interest - Long Term Debt	(20,135,887)	(19,216,619)	(18,422,386)
Interest - Other	(115,756)	(75,000)	(272,400)
Payment in Lieu of Taxes	(31,554,468)	(31,314,541)	(32,151,514)
Other Income	714,566	606,748	501,316
Other Expense	(80)	(500)	-
TOTAL NONOPERATING INCOME/EXPENSES	(50,118,568)	(47,932,412)	(47,237,242)
INCOME BEFORE TRANSFER & CONTRIB	38,005,540	21,315,061	33,330,712
TOTAL CHANGE IN NET POSITION	38,005,540	21,315,061	33,330,712



KANSAS CITY BOARD OF PUBLIC UTILITIES



2024 ANNUAL BUDGET

Water OU - INCOME STATEMENT

Description	2022 Actuals	2023 Budget	2024 Proposed
<u>OPERATING REVENUES</u>			
Residential Sales	24,749,255	24,750,000	26,993,000
Commercial Sales	11,642,370	11,500,000	12,710,000
Industrial Sales	6,204,262	6,200,000	6,750,000
Schools	611,515	671,000	666,960
Fire Protection	591,432	600,000	600,000
Public Authorities	28,000	28,000	28,000
Total Sales of Energy and Water	43,826,834	43,749,000	47,747,960
Wholesale Market Sales	1,322,950	1,357,900	1,463,000
Total Other Utility Sales	1,322,950	1,357,900	1,463,000
Forfeited Discounts	577,065	608,400	593,500
Connect/Disconnect Fees	312,030	281,900	281,900
Diversion Fines	11,066	10,200	9,000
Tower/Pole Attachment Rentals	300,659	414,700	279,000
Other Miscellaneous Revenues	(10,248)	12,000	12,000
Service Fees	964,366	1,100,500	919,620
Total Other Revenues	2,154,938	2,427,700	2,095,020
Payment in Lieu of Taxes	5,519,426	5,714,689	6,163,484
Total Payment in Lieu of Taxes	5,519,426	5,714,689	6,163,484
TOTAL OPERATING REVENUES	52,824,148	53,249,289	57,469,464
<u>OPERATING EXPENSES</u>			
Production	5,662,279	7,392,509	7,553,357
Transmission and Distribution	14,802,058	15,726,914	16,998,492
Customer Account Expense	2,130,401	2,235,743	2,318,224
General and Administrative	4,738,872	7,200,175	7,930,378
Depreciation and Amortization	8,311,849	8,316,753	8,287,378
TOTAL OPERATING EXPENSES	35,645,459	40,872,095	43,087,828
OPERATING INCOME	17,178,690	12,377,194	14,381,635
<u>NON OPERATING INCOME/EXPENSE</u>			
Investment Interest	231,285	395,800	701,748
Interest - Long Term Debt	(1,893,403)	(1,523,505)	(1,278,216)
Interest - Other	(26,044)	(26,400)	(62,400)
Payment in Lieu of Taxes	(5,519,426)	(5,714,689)	(6,163,484)
Other Income	10,833	59,000	17,400
TOTAL NONOPERATING INCOME/EXPENSES	(7,196,754)	(6,809,794)	(6,784,951)
INCOME BEFORE TRANSFER & CONTRIB	9,981,935	5,567,400	7,596,684
Water Non Exchange	1,362,312	500,000	500,000
TOTAL CHANGE IN NET POSITION	11,344,247	6,067,400	8,096,684



KANSAS CITY BOARD OF PUBLIC UTILITIES



2024 ANNUAL BUDGET

Highlights of the 2024 Annual Budget

Revenue Projections

Electric Utility

Assumption 1: Fiscal year 2024 retail electric revenues include:

- Based on approved rate schedules approved by the KCBPU Board in July 2023.
- Overall 2.5 percent base rate increase effective July 1, 2024
- The ERC (fuel & purchase power rider) rate is projected to average 4.1 cents per kilowatt hour.
- The Environmental Surcharge (ESC) recovers principal and interest on debt service related to governmental mandated environmental projects plus .30% for debt coverage requirements (DSC). Rates will vary by rate class. The 2024 ESC debt schedule is approximately \$400 thousand higher compared to prior year. Individual customer rates for the ESC are estimated to be flat for the budget period.

Assumption 2: Retail customer energy usage is based on the following factors:

Residential – Approximately 272 net new residential accounts in the forecasted year. Average customer usage resulting from energy efficiency measures being utilized at the residential level are expected to continue. Growth and usage assumptions remain conservative and are based on a ten-year trending forecast. The average annual monthly kilowatt hour usage per customer is estimated at 811 kWh per customer.

Commercial – Overall projections reflect 27 net new Commercial accounts and flat customer usage levels. Losses in older parts of the service territory are expected to be offset by the new growth near the Village West/I-435 development area. Assumptions are based on a ten-year trending forecast. Total Commercial load is projected to be -0.10% percent below the ten-year average.

Industrial – Overall projections reflect no change in the annual number of customer accounts. Revenue assumptions are based on a five-year trending forecast. Load growth is projected to be slightly lower or 1.5% below 2023 levels. The Industrial loads are still expected to be below 2018 levels due to changing load characteristics in the class.

Other Retail Classes – Overall projections reflect no new net customers for 2024. The overall consumption for this class is expected to increase .06 percent over 2023 levels due to additional square footage added in the school class. Also, the Unified Government and the BPU interdepartmental consumption are expected to remain constant during the forecast period. There is no monetary payment from the Unified Government for electric consumption.

Assumption 3: Wholesale Purchases and Sales are based on the following assumptions:

Wholesale Market– KCBPU is a Market Participant in the Southwest Power Pool (SPP). The SPP Integrated Market Sales & Purchases reflect energy purchases from and sold to the SPP. Within the current Integrated Market, Market Participants such as KCBPU purchase their entire load through the Integrated Marketplace. Also, energy produced by KCBPU or contracted through existing purchase power agreements (PPA) are sold to the SPP Integrated Marketplace.



KANSAS CITY BOARD OF PUBLIC UTILITIES



2024 ANNUAL BUDGET

Highlights of the 2024 Annual Budget

Revenue Projections

Borderline Sales – Reflect sales of wholesale energy to neighboring utilities to serve customers in their service territory that are interconnected to BPU's distribution system due to geographic boundaries. There is no forecasted load growth or contract rate adjustment in the forecast period. The last negotiated contract rate for Borderline Sales was effective January 1, 2019. Rates are expected to remain constant at 6.98 cents per kilo-watt hour in forecast period.

Assumption 4: Payment in-lieu-of-taxes (PILOT) calculation is based on 11.9 percent of all retail sales.



KANSAS CITY BOARD OF PUBLIC UTILITIES



2024 ANNUAL BUDGET

Highlights of the 2024 Annual Budget

Revenue Projections

Water Utility - Fiscal year 2024 retail water revenues are based on the following:

- Revenue forecast is based on approved retail water rates as of July 2023.
- Overall 6.0 percent base rate increase effective July 1, 2024.
- Approximately 53,900 retail accounts
- Five-year trend for metered CCF's water sales

Residential

- Projections reflect approximately 49,900 residential accounts
- Approximately 3.5 million CCF of water sales during the forecast period.

Commercial:

- Projections reflect approximately 3,880 commercial accounts
- Approximately 2.6 million CCF of water sales during the forecast period.

Industrial:

- Projections are based on an average of 77 customer accounts
- Approximately 1.9 million CCF of water sales during the forecast period.

Other Retail Classes:

- Sales for the other customer classes, including Schools, Fire Protection and Local Government.
- Approximately 104 retail accounts
- The in-kind accounts for the Unified Government and the BPU interdepartmental are expected to remain constant during the forecast period.

Wholesale:

- Five wholesale customers
- Based on prior 12-month usage patterns for customer's class
- Approved Wholesale rates as of July 2023.

Payment in-lieu-of-taxes (PILOT) calculation is based on 11.9 percent of the combined retail and wholesale customer revenues.

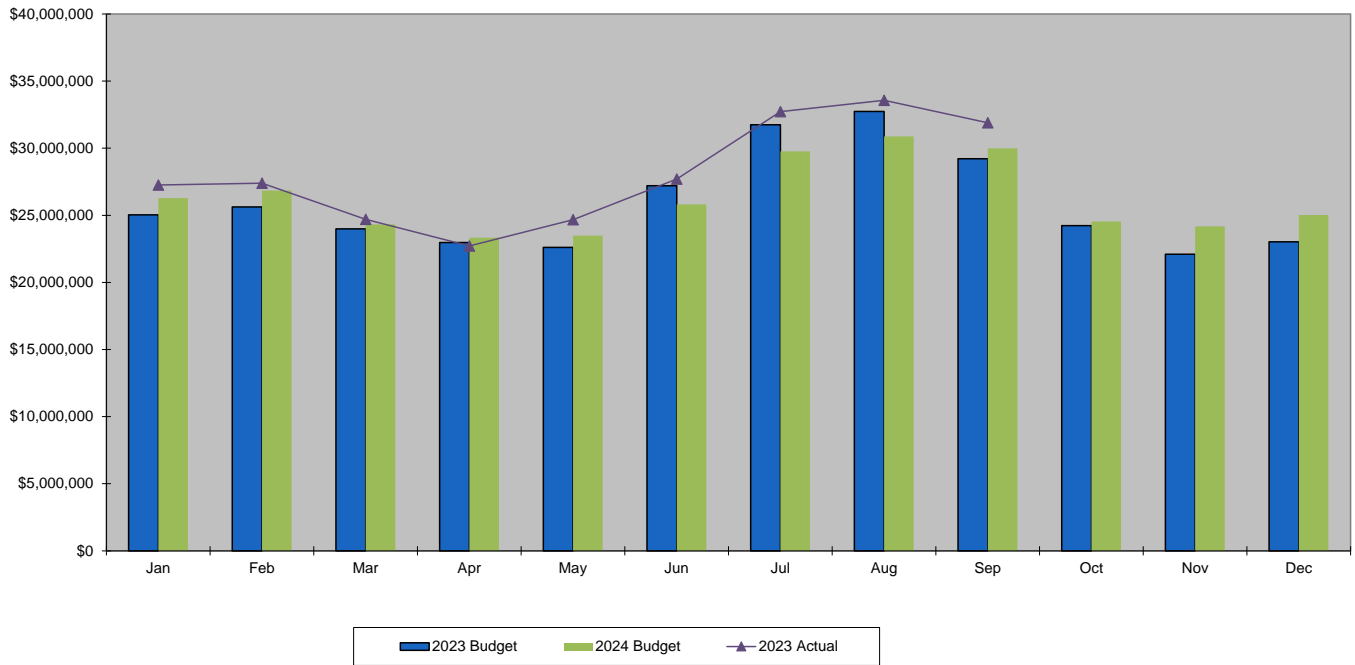


KANSAS CITY BOARD OF PUBLIC UTILITIES

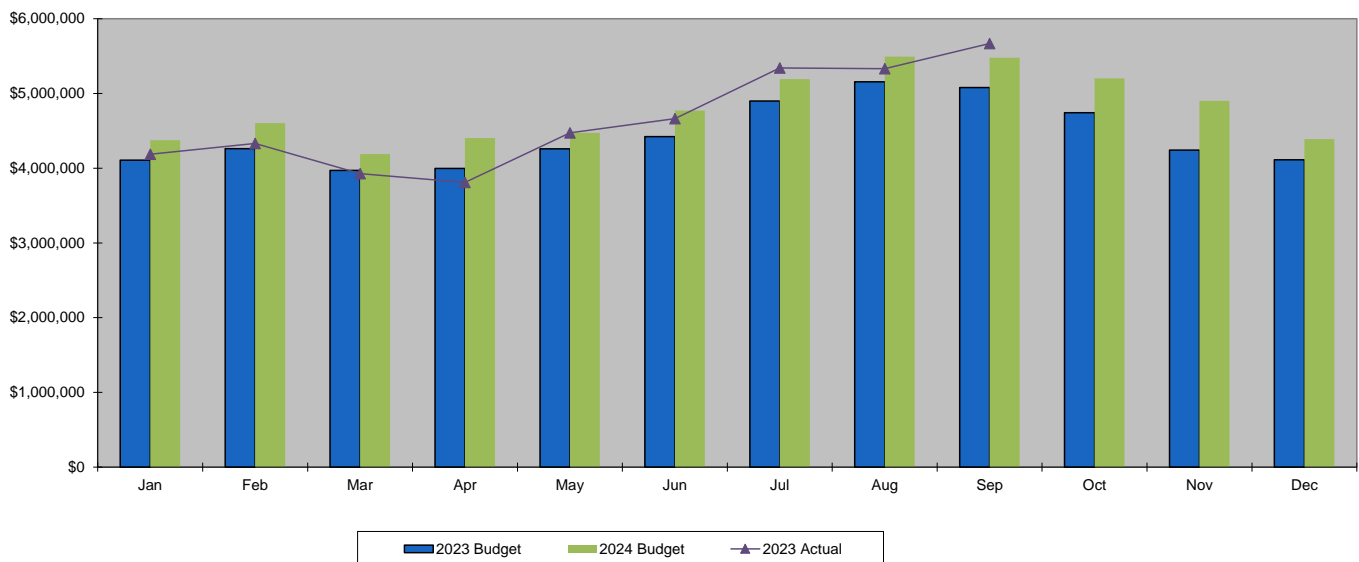


2024 ANNUAL BUDGET

BPU Electric Revenues



BPU Water Revenues





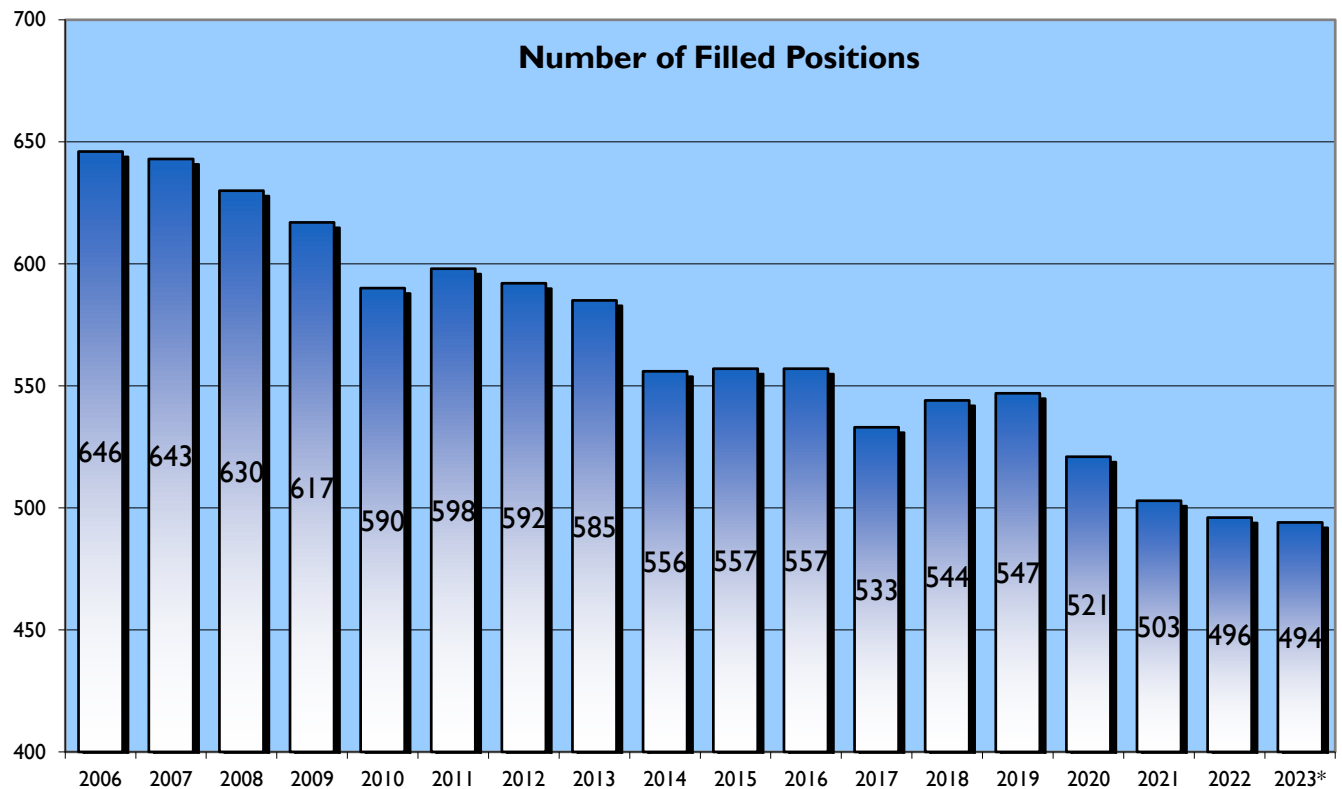
KANSAS CITY BOARD OF PUBLIC UTILITIES



2024 ANNUAL BUDGET

Staffing Division Summary

Operating Divisions	2023 Authorized Staffing	2024 Proposed Staffing
Accounting/Finance	43	41
Corporate Compliance	14	14
Customer Service	44	44
Electric Operations	168	168
Electric Production	97	96
Electric Supply	24	24
General Management	20	20
Human Resources	9	9
Information Technology	33	33
Water Operations	107	107
Total Staffing	559	556



*As of September 30, 2023



KANSAS CITY BOARD OF PUBLIC UTILITIES



2024 ANNUAL BUDGET

Staffing Department Summary

Department	2017 Approved	2018 Approved	2019 Approved	2020 Approved	2021 Approved	2022 Approved	2023 Approved	2024 Proposed
1000 ES Administration	4	4	4	4	5	5	1	1
1600 Electric System Control	24	24	24	24	23	23	23	23
Total Electric Supply	28	28	28	28	28	28	24	24
1100 EP Administration	9	8	6	6	4	4	4	4
1101 Maintenance and Planning	2	2	2	1	1	1	1	1
1103 EP Engineers Common	4	4	5	7	8	8	8	8
1301 EP Maintenance-Quindaro	14	13	9	0	0	0	0	0
1302 EP Operations-Quindaro	23	21	17	5	0	0	0	0
1303 EP Engineering - Quindaro	3	3	1	0	0	0	0	0
1401 EP Maintenance-Nearman	26	27	27	29	29	31	30	29
1402 EP Operations-Nearman	38	39	40	48	46	41	39	41
1403 EP Engineering - Nearman	2	2	1	0	0	0	0	0
1500 Common Plant Maintenance	33	33	32	30	30	17	15	13
Total Electric Production	154	152	140	126	118	102	97	96
1900 EO Administration	2	2	2	2	2	2	2	2
2000 EO Planning	2	2	3	3	5	2	2	2
2100 EO Transmission	81	81	80	78	78	78	78	78
2200 EO Substation / Relay	14	14	15	15	15	17	17	16
2300 Telecommunications	8	8	8	8	8	8	8	8
2500 EO Grounds / Claims	2	2	2	2	2	2	2	2
2600 EO Fleet Maintenance	21	21	21	21	21	20	20	20
2700 EO Electrical Engineering	22	22	22	21	19	17	16	16
2800 EO Elec Meters & Services	22	20	20	20	20	19	19	20
2900 EO Traffic Signal	4	4	4	4	4	4	4	4
Total Electric Operations	178	176	177	174	174	169	168	168
6800 Corporate Compliance	0	0	0	0	0	1	1	1
6900 NERC Compliance	4	4	4	4	4	4	4	4
1700 Environmental Services	4	4	5	5	6	6	6	6
1701 Environmental Air Quality	3	3	3	3	3	3	3	3
Total Corporate Compliance	11	11	12	12	13	14	14	14
3700 Water Meters/Services	25	26	23	22	22	22	22	18
3900 Maintenance Nearman	6	7	7	7	7	7	7	8
4000 Process Administration	3	2	2	2	2	2	3	3
4100 Laboratory	8	8	8	8	7	7	5	5
4200 WO Mains	38	37	40	39	39	39	37	29
4300 Water Services Operations	0	0	0	0	0	0	0	12
4400 WP Support Services	5	5	5	5	5	5	5	5
4500 Water Administration	1	1	1	1	1	1	1	1
4600 Water Civil Engineering	15	15	15	15	15	15	16	16
4800 Operations Nearman	8	8	9	9	10	10	11	10
Total Water	109	109	110	108	108	108	107	107
5000 Customer Relations	17	17	17	17	17	17	17	17
5100 Cash Operations	8	8	8	8	7	4	4	5
5200 Collections	14	12	12	12	11	10	10	9
5800 CS Administration	6	6	6	6	6	6	6	6
6200 Customer Accounting	8	8	8	8	8	7	7	7
Total Customer Service	53	51	51	51	49	44	44	44
2410 IT Administration	1	1	2	2	1	1	1	4
2420 Desktop	11	12	12	12	12	12	14	14
2430 Applications	16	17	17	17	18	18	18	15
Total Information Technology	28	30	31	31	31	31	33	33
6100 Accounting	16	16	16	16	16	14	14	13
6300 Purchasing	5	5	5	5	5	5	6	6
6400 Stores	22	22	22	21	20	20	19	18
6500 Financial Planning	0	0	0	0	0	0	4	4
7000 General Managers Office	3	3	3	3	3	3	4	5
8600 Administrative Services	3	3	3	3	3	3	3	3
8700 Image Processing	7	7	7	7	7	7	7	7
7100 Marketing & Corporate Communications	3	2	3	3	6	6	3	2
7900 Utility Svcs	3	3	3	3	0	0	3	3
7400 Human Resources	9	9	9	9	9	9	9	9
Total Administrative	71	70	71	70	69	67	72	70
Overall Total Number Of Approved Positions	632	627	620	600	590	563	559	556



KANSAS CITY BOARD OF PUBLIC UTILITIES

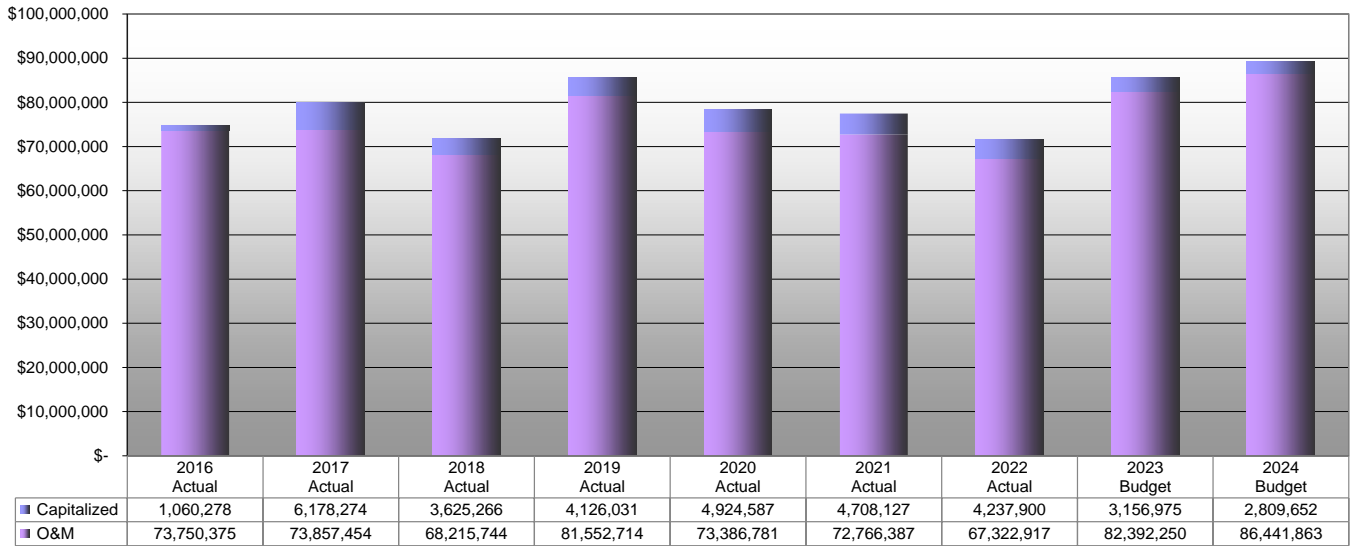


2024 ANNUAL BUDGET

Annual Budget - Personnel Costs

The 2024 Annual Budget includes \$89,251,515 in total personnel costs. Of this amount, \$86,441,863 is in the operating budget and \$2,809,652 is reflected in the capital improvement budget for internal personnel costs that are directly charged to projects. This amount is in line with the funding of authorized staffing for 556 positions.

BPU Personnel Cost



The wage costs in the 2024 Annual budget are based on 556 staff positions and the following assumptions:

- 2080 regular hours for each budgeted position
- Vacant positions are budgeted as To-Be-Hired employees and wages are calculated for the full year. Calculated attrition percentages based on historical head counts for each department are used to reduce budgeted labor dollars to account for vacancies.
- Overtime hours are budgeted separate from regular wages under class 1020.
- Budget reflects a wage increase for all positions.

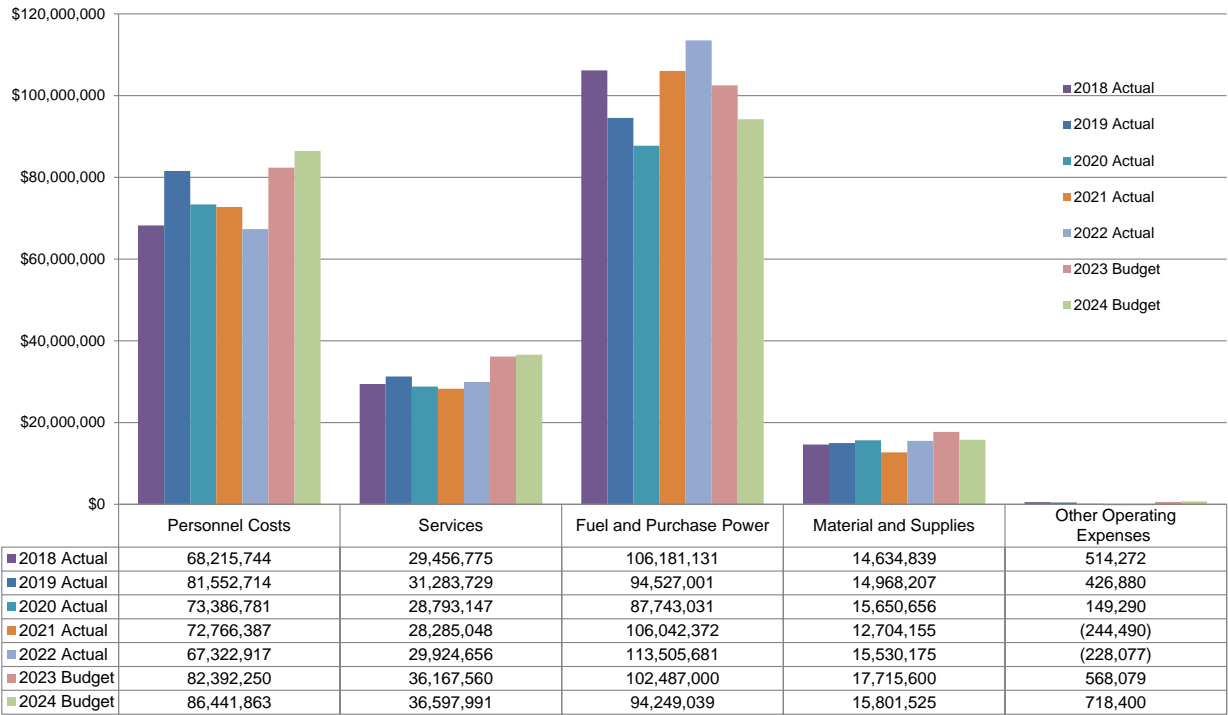


KANSAS CITY BOARD OF PUBLIC UTILITIES



2024 ANNUAL BUDGET

Board of Public Utilities Budgeted Operating Expenses





KANSAS CITY BOARD OF PUBLIC UTILITIES



2024 ANNUAL BUDGET

Total Entity Summary of 2024 Budget by Class Type

Class Type	Purpose of Expenditure	2023 Approved	2024 Proposed
1010	Regular Labor	49,478,707	51,975,116
1020	Overtime/Special Pay	4,437,018	4,441,870
1030	Health Care/Medical Benefit	12,250,766	13,146,066
1040	Medical Insurance-Retirees	3,240,242	3,008,656
1050	Pension Benefit	5,569,236	6,021,648
1070	Life Insurance Benefit	813,762	1,049,413
1080	Unemployment Benefit	53,916	56,417
1090	OASDI/HI (FICA)	4,124,555	4,315,900
1100	Liability Insurance/Work Co	577,028	858,139
1110	Compensatory Balance Reserve	912,394	563,476
1130	Disability Pay Benefit	641,144	687,546
1140	Employee Education Assistance	60,000	60,000
1170	Board Per Diem	6,000	6,000
1180	Long-Term Care	182,482	201,616
1990	Other Employee Benefits	45,000	50,000
Total Personnel Costs		82,392,250	86,441,863
2010	Tree Trimming Services	4,312,187	3,545,068
2011	Contract Line Services	2,000	2,000
2020	Legal Services	398,000	373,000
2030	Engineering Services	1,632,020	1,603,950
2040	Accounting/Costing Services	12,000	12,000
2050	Auditing Services	440,000	440,000
2060	Actuarial Services	13,500	13,500
2070	Banking/Cash Mgmt/Treasury	936,900	941,900
2080	Financial Advisory	37,000	39,000
2090	General Management Services	50,000	150,000
2100	Human Resource Services	167,100	177,600
2110	Environmental Services	960,900	919,900
2130	Computer Hardware Maintenance	309,700	350,900
2131	Computer Software Maintenance	4,586,486	5,124,486
2140	Advertising/Marketing/Sales	448,000	448,000
2150	Janitorial Services	887,600	918,120
2151	Trash Disposal	53,848	56,105
2160	Travel/Training/Safety	924,670	939,970
2170	Outside Printing & Duplicating	582,350	597,350
2180	Insurance Services	2,182,000	2,582,000
2190	Dues/Memberships/Subscription	388,119	390,139
2200	Telecommunications Services	479,621	522,636
2210	Clerical/Office/Tech Services	179,300	176,800
2211	Copier Services	95,400	400
2220	Security Services	1,587,000	1,514,000
2230	Collection Services	90,000	90,000
2240	Building Maintenance Service	1,469,888	1,483,846
2241	Building Maint Svc - HVAC	350,743	367,289
2242	Building Maint Svc - Elevator	116,182	114,272
2243	Pest & Bird Control	3,550	11,850
2244	Grounds Maintenance	83,500	149,000
2250	Mailing/Shipping Services	19,780	19,980
2260	Meter Testing/Protection	5,400	5,500
2270	Public Notice	52,250	70,250
2282	IT Prof Contracted Services	2,382,186	2,489,000
2300	Equipment Maintenance	720,905	743,205
2310	City Wide Yard Restoration	40,000	20,000



KANSAS CITY BOARD OF PUBLIC UTILITIES



2024 ANNUAL BUDGET

Total Entity Summary of 2024 Budget by Class Type

Class Type	Purpose of Expenditure	2023 Approved	2024 Proposed
2320	- City Street Repairs	825,000	750,000
2330	- Right Of Way/Easements	112,000	112,000
2340	- Auxiliary Boiler Maintenance	12,500	12,500
2351	- Control System Support Service	160,000	160,000
2370	- Liab-Inj Damages	1,734,600	1,734,600
2380	- Sponsorships	834,100	749,100
2390	- Risk Mngmnt & Consulting Srv	90,000	275,000
2500	- Dogwood Gas Plant O&M	4,595,100	4,595,100
2990	- Other Professional Services	804,175	806,675
Total Services		36,167,560	36,597,991
3010	- Main Flame Fuel	42,050,000	35,482,054
3012	- Building Heat Fuel	1,500	1,500
3020	- Start Up Fuel	700,000	1,260,347
3025	- AQC - Reagents	1,760,000	1,760,000
3030	- Ash Handling	1,530,000	1,530,000
3040	- On Road Vehicle Fuel	702,000	717,000
3050	- Purchase Power Energy	17,020,000	20,751,000
3055	- Purchased Power - Renewables	29,808,000	26,164,651
3070	- Purch Pwr Capacity NonEconomic	4,644,000	2,652,167
3080	- Purchased Power Transmission	5,820,000	5,738,820
3110	- Off Road Fuel	107,500	107,500
3600	- Renewable Energy Certificates	(1,800,000)	(2,200,000)
3990	- Other Purchased Power	144,000	284,000
Total Fuel and Purchase Power		102,487,000	94,249,039
4010	- Office Supplies & Materials	171,550	161,450
4020	- Laboratory Supplies	32,000	32,000
4030	- Janitorial Supplies	21,900	22,400
4040	- Comp/Svr/Ntwrk Hrdwr Equip	1,054,350	1,015,725
4041	- Comp/Svr/Ntwrk Sftwr & Lic	73,800	60,250
4050	- Small Tools & Machinery	225,300	276,800
4060	- Water Treatment Chemicals	933,250	807,000
4070	- Ferric Chemicals	180,000	200,000
4080	- Lime/Caustic Chemicals	250,000	150,000
4090	- Chlorine Chemicals	610,000	630,000
4100	- Other Chemicals & Supplies	117,500	307,500
4110	- Clothing/Uniforms	315,600	315,600
4120	- Vehicle/Machinery Parts	656,000	758,000
4130	- Building/Structural Supplies	599,000	715,000
4131	- Bldg/Strctl Supp-Leeves/Dikes	130,000	130,000
4132	- Bldg/Strctl Supp-Roads/Rails	70,000	70,000
4133	- Bld/Strctl Supp-Filter Srvc	21,000	21,000
4140	- Plant Equipment	273,200	275,200
4150	- T&D Equipment	2,000	2,000
4160	- Office Equipment	30,750	33,000
4190	- Environmental Supplies	68,600	68,600
4195	- Flue Gas Treatment	325,000	325,000
4200	- Hazardous Waste Supplies	1,100	1,100
4210	- Safety Supplies	122,100	158,700
4220	- Communication Supplies	62,500	65,600
4230	- Meter Parts & Supplies	82,500	82,500
4240	- Billing Supplies	7,500	-
4250	- General Parts & Supplies	10,000	10,000



KANSAS CITY BOARD OF PUBLIC UTILITIES



2024 ANNUAL BUDGET

Total Entity Summary of 2024 Budget by Class Type

Class Type	Purpose of Expenditure	2023 Approved	2024 Proposed
4251	- General Parts & Supp Coal Conv	504,300	564,300
4252	- General Parts & Supp Coal Dust	6,000	6,000
4253	- General Parts & Supp Wash-Down	4,000	6,000
4260	- Transmission Parts & Supplies	85,000	70,000
4270	- Distribution Parts & Supplies	2,523,000	3,367,000
4280	- Books/Manuals/Reference	12,800	12,800
4300	- Boiler Maint-Forced Outages	445,000	545,000
4301	- Boiler Maint-Elec & Control	87,000	87,000
4302	- Boiler Maint-Mechanical	505,000	465,000
4303	- Boiler Maint-Motor	60,000	60,000
4304	- Boiler Maint-Steel & Duct	465,000	465,000
4305	- Boiler Maint-Coal & Ash	545,000	745,000
4306	- Boiler Maint-Boiler Cleaning	200,000	200,000
4307	- Boiler Maint-Insulation	200,000	200,000
4308	- Boiler Maint-Planned Outages	200,000	300,000
4309	- Boiler Maint-Lab Equip	71,900	71,900
4310	- Turbine Maintenance	4,092,000	632,000
4320	- Balance Of Plant Maintenance	694,600	714,600
4321	- Balance of Plant Mnt-Comp Air	34,000	39,000
4322	- Balance of Plant Mnt-Crane Svc	23,500	53,500
4323	- Balance of Plant Mnt-Comm	17,000	17,000
4324	- Balance of Plant Mnt-Pumps	73,000	73,000
4325	- Balance Plant Mnt-Mechanical	45,000	45,000
4326	- Balance Plant Mnt-Electrical	65,000	55,000
4327	- Balance Plant Mnt-Chem Feed	25,000	25,000
4328	- Balance Plant Mnt-Risk Mngmnt	60,000	60,000
4329	- Balance Plant Mnt-Filters	6,000	6,000
4330	- Compressed Gases	187,000	189,000
4990	- Other Parts & Supplies	33,000	33,000
	Total Material and Supplies	17,715,600	15,801,525
5020	- Demand Side Management Program	90,000	120,000
5060	- Other Board Expenses	10,000	10,000
5080	- Doubtful Account Expense	432,500	435,000
5110	- Outside Regulatory Expenses	316,400	316,400
5150	- WPA Billing Credit	(683,321)	(550,000)
5200	- NERC Reliability Compliance	402,500	387,000
	Total Other Operating Expenses	568,079	718,400
	Total Operating Budget	239,330,489	233,808,818
1010	- Capitalized Labor	2,049,979	1,824,448
1098	- Cap Labor Burden	1,106,996	985,204
2000	- Services	53,832,470	60,257,752
4000	- Supplies	3,588,000	4,022,000
	Economic Development Fund Authorization	500,000	500,000
	Economic Development Program	150,000	150,000
	Energy Efficiency Program	75,000	75,000
	Total Capital Budget	61,302,445	67,814,404
	Total BPU Budget	300,632,934	301,623,222



KANSAS CITY BOARD OF PUBLIC UTILITIES



2024 ANNUAL BUDGET

Contributions to the Community

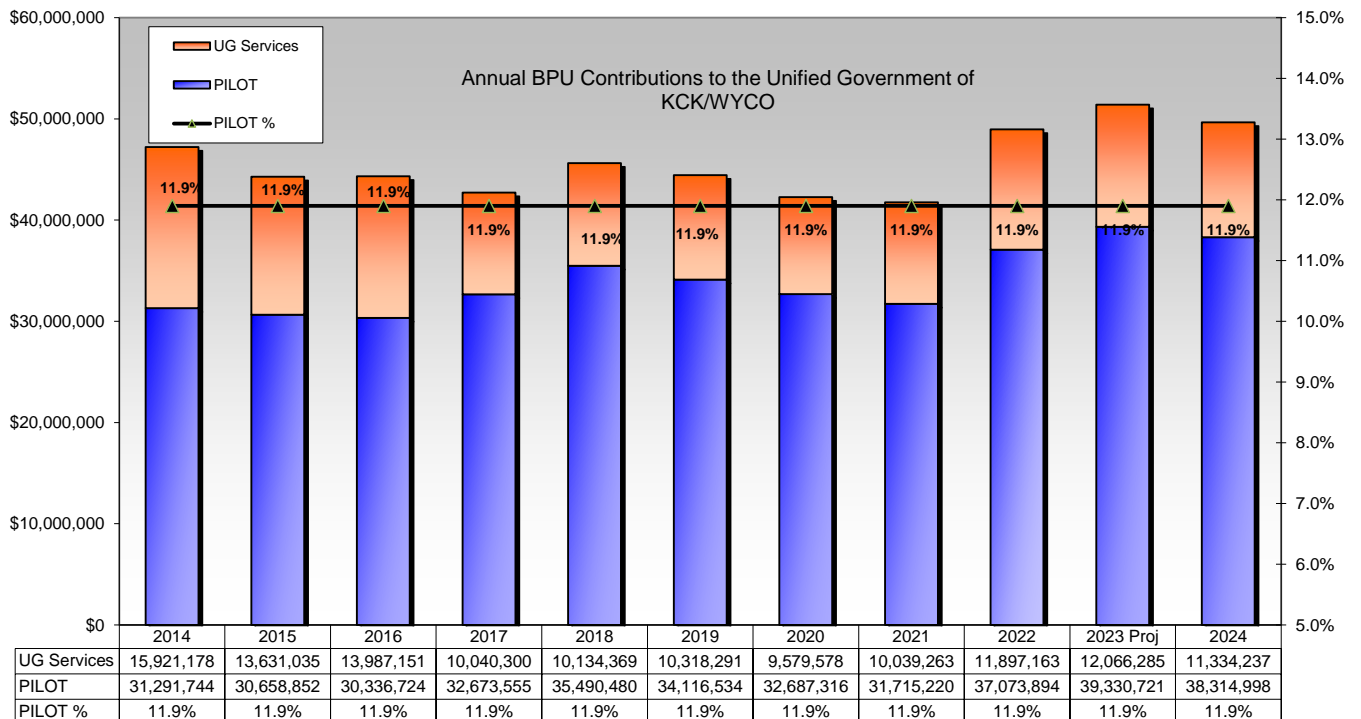
The 2024 Budget includes a non-operating item of \$38,314,998 for the collection and payment of the Payment in Lieu of Tax (PILOT) to the Unified Government of Wyandotte County/Kansas City, Kansas. The rate set by the Unified Government for 2024 is 11.9 percent of electric and water sales of the utility. The 2024 amount includes \$32,151,514 from electric system utility funds and \$6,163,484 in water system utility funds. The PILOT is charged to BPU customers as an additional line item on their monthly billing statements.

Major financial contributions to the Kansas City, Kansas community and the percent of operating revenues are shown in the box below. In addition to these items, the utility is involved in the community by sponsoring non-profit community events, supporting community organizations, and contributing to the United Way fundraising campaign.

	2021 Actual	2022 Actual	2023 YTD (1)	2024 Budget
DIRECT PAYMENTS AND EXPENSES				
Payment-in-lieu-of Tax	\$ 31,715,220	\$ 37,073,894	\$ 29,498,041	\$ 38,314,998
Street Lighting & Signals	1,273,888	1,430,160	1,445,663	1,543,866
Fire Hydrant services	465,483	608,943	289,745	486,918
TOTAL - DIRECT PAYMENTS AND EXPENSES	\$ 33,454,591	\$ 39,112,997	\$ 31,233,449	\$ 40,345,782
OTHER UG SERVICES				
UG Facility Energy & Water Charges	\$ 7,272,914	\$ 8,836,573	\$ 6,544,594	8,278,537
Billing Services	1,026,978	1,021,487	769,712	1,024,916
TOTAL - OTHER UG SERVICES	\$ 8,299,892	\$ 9,858,060	\$ 7,314,306	\$ 9,303,453
TOTAL PAYMENTS AND CONTRIBUTIONS	\$ 41,754,483	\$ 48,971,057	\$ 38,547,755	\$ 49,649,235
PERCENT OF TOTAL ANNUAL OPERATING REVENUE	13.24%	14.59%	14.55%	14.88%
PERCENT OF TOTAL ANNUAL OPERATING REVENUE (Less PILOT)	3.18%	3.55%	3.42%	3.40%

(1) Year-to-date reflects expenses through September 30, 2023

Total annual operating revenue less PILOT	\$ 315,336,706	\$ 335,537,378	\$ 264,861,657	\$ 333,605,570
---	----------------	----------------	----------------	----------------



**Long Term
Debt**



Debt Service



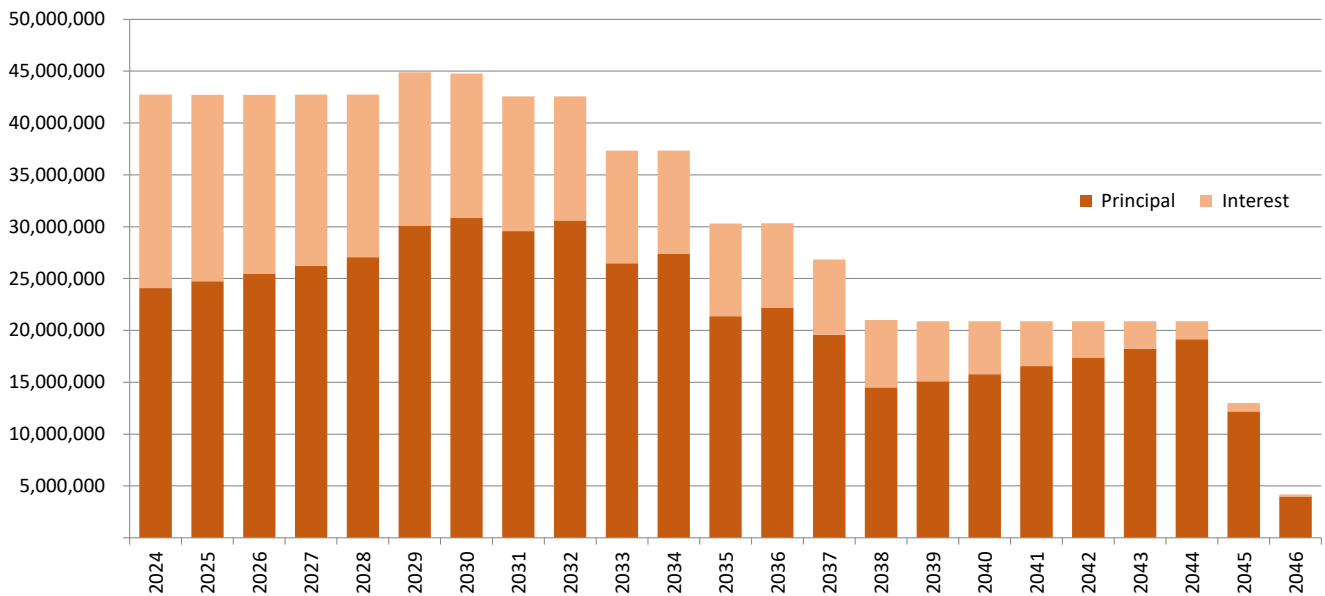
KANSAS CITY BOARD OF PUBLIC UTILITIES



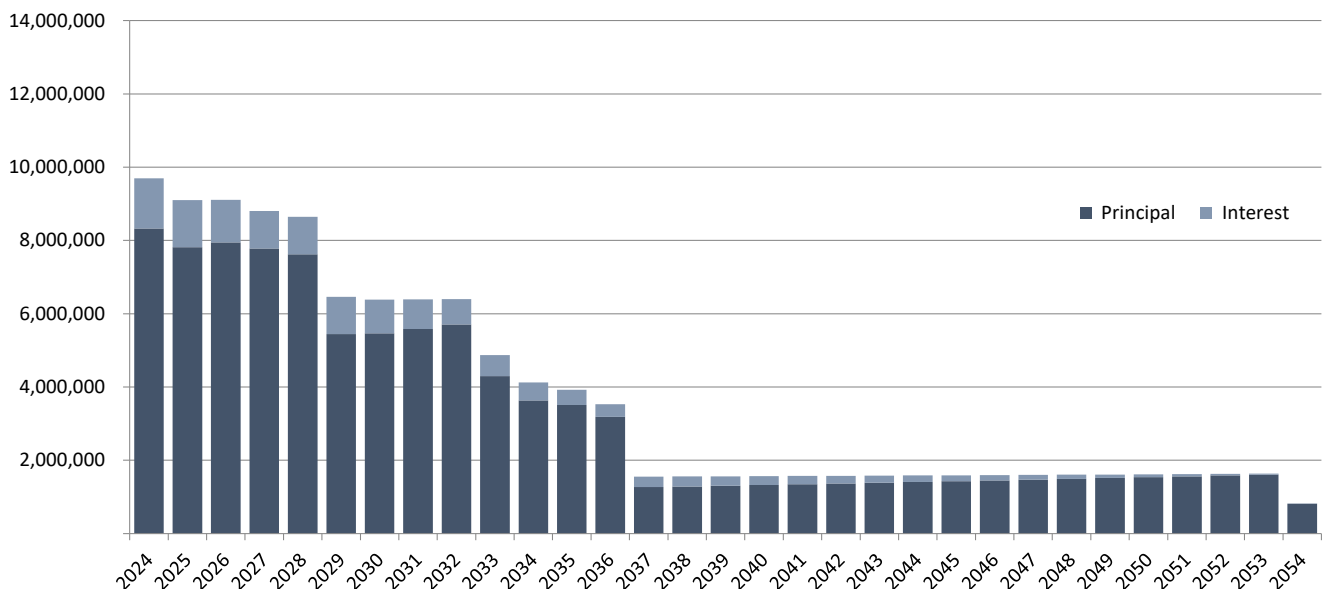
2024 ANNUAL BUDGET

BPU typically issues revenue bonds to fund the construction of new long-term assets. The utility system bonds for both electric and water are rated A from Fitch Ratings, A from Standard and Poor's, and A2 from Moody's Investors Service. The BPU must maintain debt coverage of 1.20% of the maximum annual debt service. Parity debt is debt outstanding from Utility System Revenue Bonds and Utility System Refunding Bonds. Non-parity debt includes debt through loans from the Public Water Supply Loan Fund through the Kansas Department of Health and Environment, which are subordinate to the debt outstanding through Utility System Revenue and Refunding Bonds.

Electric Outstanding Debt



Water Outstanding Debt





KANSAS CITY BOARD OF PUBLIC UTILITIES



2024 ANNUAL BUDGET

Debt Service Payment Schedule by Year Total Revenue Bonds, Public Commission Bonds and KDHE Loans

Year	Principal			Interest			Service Fee	Total		
	Electric	Water	Total	Electric	Water	Total		Electric	Water	Total
2024	24,092,066	8,326,227	32,418,293	18,636,011	1,369,982	20,005,993	289,570	42,728,077	9,696,209	52,424,286
2025	24,733,716	7,812,439	32,546,155	17,987,045	1,289,160	19,276,205	498,310	42,720,761	9,101,599	51,822,360
2026	25,449,415	7,949,821	33,399,236	17,275,194	1,161,617	18,436,811	479,700	42,724,609	9,111,438	51,836,047
2027	26,241,622	7,784,516	34,026,138	16,492,296	1,018,166	17,510,462	460,725	42,733,918	8,802,682	51,536,600
2028	27,070,603	7,623,692	34,694,295	15,664,485	1,023,714	16,688,199	302,254	42,735,088	8,647,406	51,382,494
2029	30,104,336	5,446,041	35,550,377	14,775,700	1,016,019	15,791,719	150,715	44,880,036	6,462,060	51,342,096
2030	30,840,500	5,467,952	36,308,452	13,932,731	913,291	14,846,022	142,006	44,773,231	6,381,243	51,154,474
2031	29,587,500	5,584,535	35,172,035	12,972,689	808,473	13,781,162	133,120	42,560,189	6,393,008	48,953,197
2032	30,611,500	5,705,211	36,316,711	11,945,929	694,906	12,640,835	124,055	42,557,429	6,400,117	48,957,546
2033	26,470,000	4,297,503	30,767,503	10,872,049	574,909	11,446,958	114,807	37,342,049	4,872,412	42,214,461
2034	27,405,000	3,634,475	31,039,475	9,932,223	491,605	10,423,828	106,036	37,337,223	4,126,080	41,463,303
2035	21,372,500	3,510,115	24,882,615	8,932,920	415,860	9,348,780	99,101	30,305,420	3,925,975	34,231,395
2036	22,200,000	3,181,175	25,381,175	8,125,002	345,730	8,470,732	92,032	30,325,002	3,526,905	33,851,907
2037	19,582,500	1,267,269	20,849,769	7,271,689	285,692	7,557,381	86,950	26,854,189	1,552,961	28,407,150
2038	14,522,500	1,286,349	15,808,849	6,476,150	271,064	6,747,214	82,498	20,998,650	1,557,413	22,556,063
2039	15,090,000	1,305,716	16,395,716	5,803,412	256,215	6,059,627	77,978	20,893,412	1,561,931	22,455,343
2040	15,790,000	1,325,376	17,115,376	5,102,800	241,143	5,343,943	73,391	20,892,800	1,566,519	22,459,319
2041	16,565,000	1,345,331	17,910,331	4,322,900	225,844	4,548,744	68,735	20,887,900	1,571,175	22,459,075
2042	17,390,000	1,365,587	18,755,587	3,504,550	210,315	3,714,865	64,009	20,894,550	1,575,902	22,470,452
2043	18,240,000	1,386,147	19,626,147	2,645,250	194,552	2,839,802	59,211	20,885,250	1,580,699	22,465,949
2044	19,150,000	1,407,017	20,557,017	1,743,750	178,551	1,922,301	54,342	20,893,750	1,585,568	22,479,318
2045	12,190,000	1,428,202	13,618,202	797,050	162,310	959,360	49,399	12,987,050	1,590,512	14,577,562
2046	3,975,000	1,449,705	5,424,705	198,750	145,824	344,574	44,381	4,173,750	1,595,529	5,769,279
2047		1,471,532	1,471,532		129,090	129,090	39,288		1,600,622	1,600,622
2048		1,493,688	1,493,688		112,104	112,104	34,118		1,605,792	1,605,792
2049		1,516,177	1,516,177		94,862	94,862	28,871		1,611,039	1,611,039
2050		1,539,005	1,539,005		77,360	77,360	23,544		1,616,365	1,616,365
2051		1,562,177	1,562,177		59,595	59,595	18,138		1,621,772	1,621,772
2052		1,585,697	1,585,697		41,563	41,563	12,650		1,627,260	1,627,260
2053		1,609,572	1,609,572		23,259	23,259	7,079		1,632,831	1,632,831
2054		813,851	813,851		4,680	4,680	1,424		818,531	818,531
Total	498,673,758	101,482,100	600,155,858	215,410,575	13,837,455	229,248,030	3,818,437	714,084,333	115,319,555	829,403,888

Bold and border font indicates Maximum Annual Debt Service (MADS) for the debt coverage calculation purposes.



KANSAS CITY BOARD OF PUBLIC UTILITIES



2024 ANNUAL BUDGET

Debt Service Payment Schedule Parity Debt by Year

Year	Principal			Interest			Total		
	Electric	Water	Total	Electric	Water	Total	Electric	Water	Total
2024	23,848,250	4,711,750	28,560,000	18,557,436	864,782	19,422,218	42,405,686	5,576,532	47,982,218
2025	24,481,750	4,793,250	29,275,000	17,916,570	796,857	18,713,427	42,398,320	5,590,107	47,988,427
2026	25,190,250	4,859,750	30,050,000	17,213,528	722,360	17,935,888	42,403,778	5,582,110	47,985,888
2027	25,973,250	4,936,750	30,910,000	16,439,705	633,450	17,073,155	42,412,955	5,570,200	47,983,155
2028	26,791,000	5,034,000	31,825,000	15,621,385	538,876	16,160,261	42,412,385	5,572,876	47,985,261
2029	29,923,250	2,886,750	32,810,000	14,742,624	433,639	15,176,263	44,665,874	3,320,389	47,986,263
2030	30,763,000	2,942,000	33,705,000	13,905,378	374,945	14,280,323	44,668,378	3,316,945	47,985,323
2031	29,507,500	3,007,500	32,515,000	12,947,661	312,325	13,259,986	42,455,161	3,319,825	45,774,986
2032	30,529,000	3,076,000	33,605,000	11,924,101	241,868	12,165,969	42,453,101	3,317,868	45,770,969
2033	26,385,000	1,615,000	28,000,000	10,852,799	165,915	11,018,714	37,237,799	1,780,915	39,018,714
2034	27,317,500	1,662,500	28,980,000	9,915,629	123,958	10,039,587	37,233,129	1,786,458	39,019,587
2035	21,280,000	1,500,000	22,780,000	8,919,826	79,418	8,999,244	30,199,826	1,579,418	31,779,244
2036	22,105,000	1,535,000	23,640,000	8,114,914	41,153	8,156,067	30,219,914	1,576,153	31,796,067
2037	19,485,000		19,485,000	7,264,689		7,264,689	26,749,689		26,749,689
2038	14,420,000		14,420,000	6,472,562		6,472,562	20,892,562		20,892,562
2039	15,090,000		15,090,000	5,803,412		5,803,412	20,893,412		20,893,412
2040	15,790,000		15,790,000	5,102,800		5,102,800	20,892,800		20,892,800
2041	16,565,000		16,565,000	4,322,900		4,322,900	20,887,900		20,887,900
2042	17,390,000		17,390,000	3,504,550		3,504,550	20,894,550		20,894,550
2043	18,240,000		18,240,000	2,645,250		2,645,250	20,885,250		20,885,250
2044	19,150,000		19,150,000	1,743,750		1,743,750	20,893,750		20,893,750
2045	12,190,000		12,190,000	797,050		797,050	12,987,050		12,987,050
2046	3,975,000		3,975,000	198,750		198,750	4,173,750		4,173,750
Total	496,389,750	42,560,250	538,950,000	214,927,269	5,329,546	220,256,815	711,317,019	47,889,796	759,206,815

Bold and border font indicates Maximum Annual Debt Service (MADS) for the debt coverage calculation purposes.



KANSAS CITY BOARD OF PUBLIC UTILITIES



2024 ANNUAL BUDGET

Debt Service Payment Schedule Non-Parity Debt by Year

Year	Principal			Interest			Service Fee	Total		
	Electric	Water	Total	Electric	Water	Total		Electric	Water	Total
2024	243,816	3,614,477	3,858,293	78,575	505,200	583,775	289,570	322,391	4,119,677	4,442,068
2025	251,966	3,019,189	3,271,155	70,475	492,303	562,778	498,310	322,441	3,511,492	3,833,933
2026	259,165	3,090,071	3,349,236	61,666	439,257	500,923	479,700	320,831	3,529,328	3,850,159
2027	268,372	2,847,766	3,116,138	52,591	384,716	437,307	460,725	320,963	3,232,482	3,553,445
2028	279,603	2,589,692	2,869,295	43,100	484,838	527,938	302,254	322,703	3,074,530	3,397,233
2029	181,086	2,559,291	2,740,377	33,076	582,380	615,456	150,715	214,162	3,141,671	3,355,833
2030	77,500	2,525,952	2,603,452	27,353	538,346	565,699	142,006	104,853	3,064,298	3,169,151
2031	80,000	2,577,035	2,657,035	25,028	496,148	521,176	133,120	105,028	3,073,183	3,178,211
2032	82,500	2,629,211	2,711,711	21,828	453,038	474,866	124,055	104,328	3,082,249	3,186,577
2033	85,000	2,682,503	2,767,503	19,250	408,994	428,244	114,807	104,250	3,091,497	3,195,747
2034	87,500	1,971,975	2,059,475	16,594	367,647	384,241	106,036	104,094	2,339,622	2,443,716
2035	92,500	2,010,115	2,102,615	13,094	336,442	349,536	99,101	105,594	2,346,557	2,452,151
2036	95,000	1,646,175	1,741,175	10,088	304,577	314,665	92,032	105,088	1,950,752	2,055,840
2037	97,500	1,267,269	1,364,769	7,000	285,692	292,692	86,950	104,500	1,552,961	1,657,461
2038	102,500	1,286,349	1,388,849	3,588	271,064	274,652	82,498	106,088	1,557,413	1,663,501
2039		1,305,716	1,305,716		256,215	256,215	77,978		1,561,931	1,561,931
2040		1,325,376	1,325,376		241,143	241,143	73,391		1,566,519	1,566,519
2041		1,345,331	1,345,331		225,844	225,844	68,735		1,571,175	1,571,175
2042		1,365,587	1,365,587		210,315	210,315	64,009		1,575,902	1,575,902
2043		1,386,147	1,386,147		194,552	194,552	59,211		1,580,699	1,580,699
2044		1,407,017	1,407,017		178,551	178,551	54,342		1,585,568	1,585,568
2045		1,428,202	1,428,202		162,310	162,310	49,399		1,590,512	1,590,512
2046		1,449,705	1,449,705		145,824	145,824	44,381		1,595,529	1,595,529
2047		1,471,532	1,471,532		129,090	129,090	39,288		1,600,622	1,600,622
2048		1,493,688	1,493,688		112,104	112,104	34,118		1,605,792	1,605,792
2049		1,516,177	1,516,177		94,862	94,862	28,871		1,611,039	1,611,039
2050		1,539,005	1,539,005		77,360	77,360	23,544		1,616,365	1,616,365
2051		1,562,177	1,562,177		59,595	59,595	18,138		1,621,772	1,621,772
2052		1,585,697	1,585,697		41,563	41,563	12,650		1,627,260	1,627,260
2053		1,609,572	1,609,572		23,259	23,259	7,079		1,632,831	1,632,831
2054		813,851	813,851		4,680	4,680	1,424		818,531	818,531
Total	2,284,008	58,921,850	61,205,858	483,306	8,507,909	8,991,215	3,818,437	2,767,314	67,429,759	70,197,073

Bold and border font indicates Maximum Annual Debt Service (MADS).



KANSAS CITY BOARD OF PUBLIC UTILITIES



2024 ANNUAL BUDGET



This page has been left intentionally blank.

**2024 - 2028 Five
Year Capital Plan**



KANSAS CITY BOARD OF PUBLIC UTILITIES



2024 ANNUAL BUDGET

CAPITAL IMPROVEMENTS PLAN

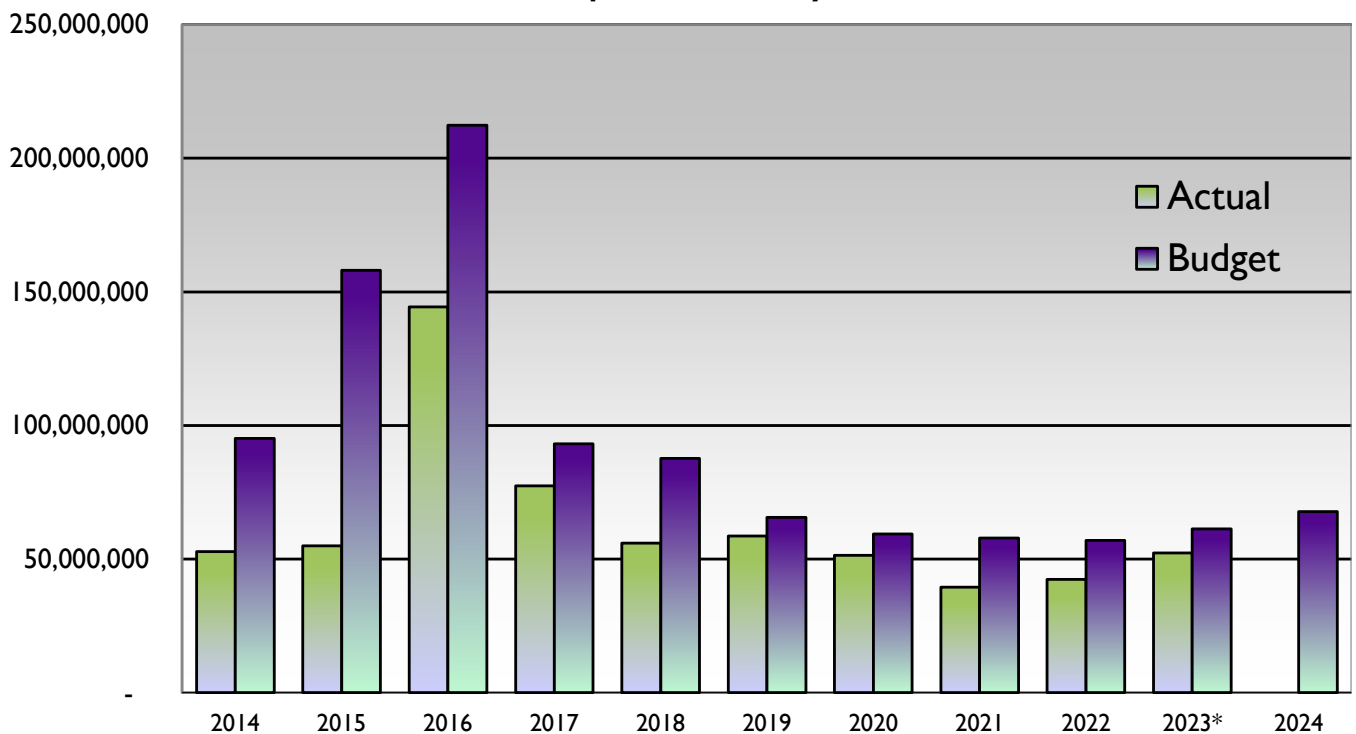
The 2024 Budget presents a Capital Improvement Plan for major infrastructure projects over \$20,000 and major capital equipment purchases over \$5,000 in value. A capital improvement or capital project is defined as the purchase or improvement of assets, including the construction or rehabilitation of an asset. Capital improvements are made to improve the value of BPU assets, which represent a significant commitment of BPU resources.

Major capital improvements should have a useful life of at least five years, compared to operating budget items, which are consumed in the daily delivery of utility services. The nature of the capital improvements lends itself to long-term planning and a combination of financing mechanisms.

Electric and water system revenues primarily fund capital improvements. Other sources of funding the BPU's capital improvements may be from State of Kansas loans, federal grants, and issuance of long-term debt.

The 2024 budget includes an Economic Development Administration (EDA) grant, an Environmental Protection Agency (EPA) grant, a Kansas State Revolving Fund (SRF) loan and a proposed Revenue Bond issuance that provides funding for Electric and Water Transmission & Distribution improvements.

Capital History



* Estimate as of fiscal year ending December 31, 2023



KANSAS CITY BOARD OF PUBLIC UTILITIES



2024 ANNUAL BUDGET

2024 Capital Budget Summary of Capital Budget

Description	2023 Budget	2024 Budget
Electric Capital Projects		
Electric General Equipment	-	120,000
Electric Ops General Construction	945,000	1,345,000
Electric Prod General Construction	702,000	702,000
Enterprise Telecommunications	10,000	10,000
Electric Meters	1,000,000	1,000,000
Electric Overhead Distribution	10,730,000	10,435,000
Electric Reimbursable	95,000	130,000
Electric Storm Expense	1,000	1,000
Electric Substation	215,000	2,890,000
Electric Transmission	750,000	825,000
Electric Underground Distribution	2,700,000	2,900,000
Electric Unified Government Projects	760,000	880,000
Electric Transformers	3,800,000	4,200,000
Nearman Plant CT4	620,000	650,000
Nearman Plant Unit 1	6,288,000	5,395,000
Nearman Plant Common	125,000	750,000
Quindaro Plant CT2	-	1,050,000
Quindaro Plant CT3	-	800,000
Quindaro Plant Common	340,000	340,000
Dogwood Plant Common	365,000	206,000
Electric Control Center	1,219,640	950,000
Total Electric Capital Projects	30,665,641	35,579,000
Water Capital Projects		
Water Equipment	508,000	963,000
Water Facility Improvements	490,000	1,031,500
Water Furnishings and Equipment	24,000	72,000
Water Grounds	88,000	297,000
Water Technology	30,000	35,000
Reimbursable Water Mains	367,500	377,100
Water Distribution	7,671,000	10,157,000
Water Meters	295,000	428,000
Water Storage and Transmission	13,983,900	11,093,000
Water Services	675,600	702,000
Water Production Projects	577,000	1,225,000
Total Water Capital Projects	24,710,000	26,380,600
Common Capital Projects		
Common Equipment	-	50,000
Common Facilities Improvements	170,000	160,000
Common Furnishings and Equipment	30,000	30,000
Common Grounds	175,000	115,000
Administrative Services	505,800	389,800
Human Resources Security	175,000	75,000
Enterprise Technology	4,146,000	4,310,000
Total Common Capital Projects	5,201,800	5,129,800
Grand Total Capital Projects	60,577,441	67,089,400
Less Reimbursable Projects	(462,500)	(507,100)
Economic Development Fund Authorization	500,000	500,000
Economic Development Program	150,000	150,000
Energy Efficiency Program	75,000	75,000
Total Net Capital Budget	60,839,940	67,307,300



KANSAS CITY BOARD OF PUBLIC UTILITIES



2024 ANNUAL BUDGET

Capital Budget by Division Budget Year - 2024

Electric Operations

Description	Funding Source			Project Total
	Future 2024 Bond	EDA Grant	Cash	
100631-Electric Ops Automobiles			100,000	100,000
100632-Electric Ops Facility Improvements			150,000	150,000
100633-Electric Ops Furnishings & Equipment			10,000	10,000
100634-Electric Ops Grounds			5,000	5,000
100635-IVR and Outage Management System			5,000	5,000
100636-Electric Ops Radio			175,000	175,000
100638-Electric Ops Technology			100,000	100,000
100639-Electric Ops Tools			100,000	100,000
100640-Electric Ops Work Equipment			700,000	700,000
100661-Telecommunications Technology			10,000	10,000
100674-Annual Meter Program			1,000,000	1,000,000
100686-Speaker OH Feeders			50,000	50,000
100690-OH Distribution Automation			100,000	100,000
100692-Rosedale 161kV Sub OH Feeders			150,000	150,000
100694-Piper OH Feeders - Urban Outfitters	600,000	2,000,000		2,600,000
100697-Transmission Pole Replacement			500,000	500,000
100699-Annual Reimbursable Construction			100,000	100,000
100700-Storms - Electric Repairs			1,000	1,000
100711-Speaker Substation	800,000			800,000
100719-Substation Breakers			75,000	75,000
100720-Substation Relays			50,000	50,000
100721-Substation Improvements			200,000	200,000
100722-Substation Security			10,000	10,000
100723-Substation Transformer Oil			5,000	5,000
100728-Transmission Line FO Additions			175,000	175,000
100747-Misc Transmission Projects			250,000	250,000
100752-Maywood Feeder Extension			50,000	50,000
100757-Downtown UG Rebuild			500,000	500,000
100773-Street Light Improvements			200,000	200,000
100774-Traffic Signal Improvements			20,000	20,000
100776-Unified Govt OH Construction			20,000	20,000
100777-Unified Govt UG Distribution			20,000	20,000
100778-Overhead Transformers	1,200,000			1,200,000
100779-Underground Transformers	3,000,000			3,000,000
101022-EO Substation Battery Upgrades			25,000	25,000
101084-EO Victory West to Quindaro Trans Line			100,000	100,000
101088-EO Victory West to Maywood Trans Line			100,000	100,000
102006-American Royal UG			5,000	5,000
103016-EO Mill Street 161kV Substation	1,725,000			1,725,000
104011-EO Levee Rebuild Along Kansas River			620,000	620,000
104028-Annual OH Construction			2,125,000	2,125,000
104029-Distribution Pole Inspection Replacement			2,500,000	2,500,000
104032-G&W Distr Switch Replacement			350,000	350,000
104036-Rock Island Bridge Project			5,000	5,000
104040-West Legends Apartment Complex #3			5,000	5,000
104041-Woodlands			5,000	5,000
104042-Annual UG Construction			2,000,000	2,000,000
104061-EO Downtown KCKCC Campus			50,000	50,000
104064-EO Homefield Development			5,000	5,000
104065-EO Legends 267 Apartment/Entertainment			5,000	5,000
104069-EO Yards II			735,000	735,000
104079-98th St OH Feeder Relocation			475,000	475,000



KANSAS CITY BOARD OF PUBLIC UTILITIES



2024 ANNUAL BUDGET

Budget Year - 2024

Electric Operations

Description	Funding Source			Project Total
	Future 2024 Bond	EDA Grant	Cash	
104086-Maywood Feeder Realignment			50,000	50,000
104087-Village West Pkwy Duct Bank			150,000	150,000
104088-Cernet to Village West Pkwy Duct Bank			50,000	50,000
104101-EO Leavenworth Rd at Hutton Improvements			450,000	450,000
104102-Nearman Feeder Extension for Holiday Sand - Gravel			275,000	275,000
104103-FERC 881 AAR / Transmission Line Inspections			200,000	200,000
104149-Mill Street Distribution Rebuild			175,000	175,000
Electric Operations Total	7,325,000	2,000,000	15,291,000	24,616,000



KANSAS CITY BOARD OF PUBLIC UTILITIES



2024 ANNUAL BUDGET

Capital Budget by Division Budget Year - 2024

Electric Production

Description	Funding Source	
	Cash	Project Total
100549-NC Coal Conveyor Belt - Replacement	125,000	125,000
100610-QC Levee Improvements per COE	340,000	340,000
100642-Electric Prod Auto	25,000	25,000
100649-Electric Prod Work Equipment	677,000	677,000
100787-Dogwood Capital Costs	206,000	206,000
101188-N1 No 5 FWH Replacement	550,000	550,000
101210-N1 Drum & Heater Inst Upgrade	150,000	150,000
101213-N1 MCC/Load Center Replace	200,000	200,000
104018-CT2 Control System Upgrade	750,000	750,000
104019-CT3 Control System Upgrade	750,000	750,000
104020-N1 SCR Catalyst Layer	600,000	600,000
104050-N1 AQC Air Slide Blowers	300,000	300,000
104054-N1 Crusher/Dryer Replacement	100,000	100,000
104059-NC Mechanic Shop Roof Replacement	150,000	150,000
104060-CT2/CT3 Oil Tank Modification	300,000	300,000
104091-EP N1 ID Fan VFD Chillers	250,000	250,000
104104-EP N1 PJFF Bags / Cages Replacement	500,000	500,000
104120-EP N1 CT Acid Pumps Reconfiguration	75,000	75,000
104123-N1 Economizer ash diversion to bottom ash silo	250,000	250,000
104128-N1 Mill dampers HA,CA, Vel,	320,000	320,000
104129-N1 Control valve replacements. Various	250,000	250,000
104132-N1 CDS Reactors Structure/Liner Repair/Replacement	1,000,000	1,000,000
104133-N1 Steam inert piping modification	450,000	450,000
104134-N1 Sequential tripping turbine and overspeed	400,000	400,000
104137-NC Roads and grounds improvements	100,000	100,000
104138-NC Quindaro machine shop relocation to Nearman	75,000	75,000
104139-NC Coal handling equipment structural review/repairs	300,000	300,000
104141-CT4 Primary and secondary spare nozzles	600,000	600,000
104143-CT4 Turbine lube oil conditioning permanent skid (varnish)	50,000	50,000
104145-QC CT 2&3 Security fence, Cameras, and work area	50,000	50,000
104148-Electric Production carry deck mobile crane	120,000	120,000
Electric Production Total	10,013,000	10,013,000



KANSAS CITY BOARD OF PUBLIC UTILITIES



2024 ANNUAL BUDGET

Capital Budget by Division Budget Year - 2024

Water

Description	Funding Source			Project Total
	EPA Grant	KDHE Loan (2950)	Cash	
100792-Water Automobiles			153,000	153,000
100793-Water Radios			10,000	10,000
100794-Water Tools			200,000	200,000
100795-Water Work Equipment			600,000	600,000
100796-Civil Engineering Facility Improvement			356,500	356,500
100797-Water Oper Facility Improvement			345,000	345,000
100798-Water Prod Facility Improvement			330,000	330,000
100799-Civil Engineering Furnishings & Equipment			25,000	25,000
100800-Water Oper Furnishings & Equipment			17,000	17,000
100801-Water Prod Furnishings & Equipment			30,000	30,000
100802-Civil Engineering Grounds			15,000	15,000
100803-Water Operations Grounds			165,000	165,000
100804-Water Production Grounds			117,000	117,000
100805-Civil Engineering Technology			10,000	10,000
100806-Water Operations Technology			20,000	20,000
100807-Water Production Technology			5,000	5,000
100813-Water Main Adjustment-Billable			7,100	7,100
100814-Water Development Main Expense			370,000	370,000
100821-Water Distrib System Relocations			280,000	280,000
100822-Water Distrib System Improvements			400,000	400,000
100823-UG/CMIP Water Distrib Projects			1,300,000	1,300,000
100824-Water Distrib Valve Improvements			600,000	600,000
100826-Water Distrib Fire Hydrant Program			552,000	552,000
100827-Water Distrib Master Plan Improvements			300,000	300,000
100828-AMI-Automated Meter Reading			50,000	50,000
100830-6"-10" Water Meter Replacement			50,000	50,000
100831-1-1/2"-4" Water Meter Replacement			168,000	168,000
100832-5/8"-1" Water Meter Replacement			100,000	100,000
100833-12" & Over Water Meter Replacement			60,000	60,000
100834-Argentine 7 MG Tank Replace		2,000,000		2,000,000
100837-Water Pump Station Controls			25,000	25,000
100838-Water Storage Improvements			25,000	25,000
100839-Water Transmission Improvement			250,000	250,000
100840-Water Transmission Valve Improve			140,000	140,000
100841-UG/CMIP Water Transmission Projects			3,000	3,000
100842-3" - 6" Water Service Replacement			27,000	27,000
100843-1-1/4" - 2" Water Service Replacement			75,000	75,000
100844-3/4"-1" Water Service Replacement			550,000	550,000
100845-8" & Over Water Service Replacement			50,000	50,000
100850-NWTP Water Plant Emergency Generator		400,000		400,000
100855-NWTP Misc Projects			25,000	25,000
101011-WO Trans Main 98th & Parallel		2,000,000		2,000,000
101222-Non Revenue Water Leak Detection			25,000	25,000
102001-Water Distrib 12 Inch Main 36th Ave State Line to Rainbow Blvd		350,000		350,000
104024-WO KDOT 18th Street Bridge 24 Inch Trans Main Replacement		500,000		500,000
104025-NWTP Raw Water Pump Rehab			500,000	500,000
104043-Water Distrib Leak Project		150,000		150,000
104074-WO Kansas River Crossing		4,000,000		4,000,000
104096-Paint 435 Elevated tank			500,000	500,000
104097-Parallel Pump Station Electrical Improvements		1,500,000		1,500,000
104099-Transmission Main Inspection			150,000	150,000
104108-Water Distrib 12 Inch Main James St to Kansas Ave Bridge			400,000	400,000



KANSAS CITY BOARD OF PUBLIC UTILITIES



2024 ANNUAL BUDGET

Budget Year - 2024

Water

Description	Funding Source			Project Total
	EPA Grant	KDHE Loan (2950)	Cash	
104109-Water Distrib 12 inch Main Pacific at I-70 to Central Ave Bridge			800,000	800,000
104119-Water Prod Raw Water Improvements		300,000		300,000
104150-Aged Water Main Replacement	5,000,000			5,000,000
Water Total	5,000,000	11,200,000	10,180,600	26,380,600



KANSAS CITY BOARD OF PUBLIC UTILITIES



2024 ANNUAL BUDGET

Capital Budget by Division Budget Year - 2024

Information Technology

Description	Funding Source	
	Cash	Project Total
100664-IT ERP Technology Development	150,000	150,000
100666-IT Desktop/Network Development	570,000	570,000
100667-IT Security Improvements	100,000	100,000
101162-IT Enterprise Service Bus Development	250,000	250,000
101165-IT Enterprise Asset Management Development	225,000	225,000
101166-IT BI/Analytics Development	300,000	300,000
101167-IT EAM Mobility	250,000	250,000
101193-IT AMI Development	25,000	25,000
101194-IT HCM Enhancements	50,000	50,000
101196-IT Customer Information System Development	325,000	325,000
101274-IT Rollout Identity Management	80,000	80,000
101276-IT DR Infrastructure	100,000	100,000
101278-IT DR for Security	50,000	50,000
103011-IT GIS Enhancements	680,000	680,000
104001-IT Business Portal Development	25,000	25,000
104002-IT Enterprise Wireless Mobility	40,000	40,000
104003-IT Quality Assurance Automation	200,000	200,000
104004-IT Electronic Document Management System	20,000	20,000
104005-IT Utility Ops Technology Development	225,000	225,000
104006-IT Cloud Services Development	75,000	75,000
104007-IT General Systems Enhancements	225,000	225,000
104008-IT Project Management Applications	50,000	50,000
104009-IT Analog to Digital Services	75,000	75,000
104010-IT IVR Service Development	30,000	30,000
104012-IT Mobile Device Management(MDM)	20,000	20,000
104014-IT Server Additions	70,000	70,000
104034-IT Meter Data Management System Upgrade	100,000	100,000
Information Technology Total	4,310,000	4,310,000



KANSAS CITY BOARD OF PUBLIC UTILITIES



2024 ANNUAL BUDGET

Capital Budget by Division Budget Year - 2024

Electric Supply

Description	Funding Source	
	Cash	Project Total
100791-ECC SCADA Software	950,000	950,000
Electric Supply Total	950,000	950,000

General Management

Description	Funding Source	
	Cash	Project Total
100500-Admin Services Technology	389,800	389,800
100501-Security Improvements	25,000	25,000
100506-540 Minnesota Facilities	160,000	160,000
100509-Admin Building Furnish & Equip	30,000	30,000
100510-540 Minnesota Grounds	115,000	115,000
General Management Total	719,800	719,800

Human Resources

Description	Funding Source	
	Cash	Project Total
104048-HR Security	50,000	50,000
104151-Security Vehicle	50,000	50,000
Human Resources Total	100,000	100,000

Utility Summary

Division	Future 2024 Bond	EDA Grant	Funding Source		Cash	Project Total
			EPA Grant	KDHE Loan (2950)		
Electric Operations	7,325,000	2,000,000			15,291,000	24,616,000
Electric Production					10,013,000	10,013,000
Electric Supply					950,000	950,000
General Management					719,800	719,800
Human Resources					100,000	100,000
Information Technology					4,310,000	4,310,000
Water			5,000,000	11,200,000	10,180,600	26,380,600
Utility Summary Total	7,325,000	2,000,000	5,000,000	11,200,000	41,564,400	67,089,400



KANSAS CITY BOARD OF PUBLIC UTILITIES



2024 ANNUAL BUDGET

2024 - 2028 FIVE YEAR CAPITAL BUDGET

Description	Capital Expenditures by Year					Total CIP Projects
	2024 Budget	2025 Budget	2026 Budget	2027 Budget	2028 Budget	
Electric General Equipment						
104148 - Electric Production carry deck mobile crane	120,000	-	-	-	-	120,000
Total Electric General Equipment	120,000	-	-	-	-	120,000
Electric Ops General Construction						
100631 - Electric Ops Automobiles	100,000	100,000	100,000	100,000	100,000	500,000
100632 - Electric Ops Facility Improvements	150,000	150,000	150,000	150,000	150,000	750,000
100633 - Electric Ops Furnishings & Equipment	10,000	10,000	10,000	10,000	10,000	50,000
100634 - Electric Ops Grounds	5,000	5,000	5,000	5,000	5,000	25,000
100635 - IVR and Outage Management System	5,000	5,000	5,000	5,000	5,000	25,000
100636 - Electric Ops Radio	175,000	125,000	125,000	125,000	125,000	675,000
100638 - Electric Ops Technology	100,000	100,000	100,000	100,000	100,000	500,000
100639 - Electric Ops Tools	100,000	100,000	100,000	100,000	100,000	500,000
100640 - Electric Ops Work Equipment	700,000	700,000	1,000,000	1,000,000	1,000,000	4,400,000
Total Electric Ops General Construction	1,345,000	1,295,000	1,595,000	1,595,000	1,595,000	7,425,000
Electric Prod General Construction						
100642 - Electric Prod Auto	25,000	25,000	25,000	25,000	25,000	125,000
100649 - Electric Prod Work Equipment	677,000	25,000	25,000	25,000	25,000	777,000
Total Electric Prod General Construction	702,000	50,000	50,000	50,000	50,000	902,000
Enterprise Telecommunications						
100661 - Telecommunications Technology	10,000	10,000	10,000	10,000	10,000	50,000
Total Enterprise Telecommunications	10,000	10,000	10,000	10,000	10,000	50,000
Electric Meters						
100674 - Annual Meter Program	1,000,000	1,000,000	1,000,000	1,000,000	1,000,000	5,000,000
Total Electric Meters	1,000,000	1,000,000	1,000,000	1,000,000	1,000,000	5,000,000
Electric Overhead Distribution						
100679 - Muncie OH Feeders	-	-	-	-	250,000	250,000
100686 - Speaker OH Feeders	50,000	50,000	500,000	500,000	500,000	1,600,000
100690 - OH Distribution Automation	100,000	100,000	100,000	100,000	100,000	500,000
100692 - Rosedale 161kV Sub OH Feeders	150,000	500,000	-	-	-	650,000
100694 - Piper OH Feeders - Urban Outfitters	2,600,000	5,375,000	5,375,000	-	-	13,350,000
100697 - Transmission Pole Replacement	500,000	500,000	500,000	500,000	500,000	2,500,000
101190 - EO Fiberglass OH Feeders	-	-	-	100,000	100,000	200,000
101245 - EO KAW West Substation Feeder Upgrade	-	-	-	50,000	500,000	550,000
104028 - Annual OH Construction	2,125,000	2,125,000	2,125,000	2,125,000	2,125,000	10,625,000
104029 - Distribution Pole Inspection Replacement	2,500,000	2,500,000	2,500,000	2,500,000	2,500,000	12,500,000
104061 - EO Downtown KCKCC Campus	50,000	250,000	-	-	-	300,000
104063 - EO Turner Diagonal West Feeder and Backbone Interconnect	-	150,000	-	-	-	150,000
104072 - EO Wolcott Feeder Rebuild – Woodlands	-	-	-	250,000	1,300,000	1,550,000
104079 - 98th St OH Feeder Relocation	475,000	-	-	-	-	475,000
104087 - Village West Pkwy Duct Bank	150,000	-	-	-	-	150,000



KANSAS CITY BOARD OF PUBLIC UTILITIES



2024 ANNUAL BUDGET

2024 - 2028 FIVE YEAR CAPITAL BUDGET

Description	Capital Expenditures by Year					Total CIP Projects
	2024 Budget	2025 Budget	2026 Budget	2027 Budget	2028 Budget	
104078 - Cross Dock Trucking Facility - Distribution Feeder Upgrade	-	150,000	-	-	-	150,000
104086 - Maywood Feeder Realignment	50,000	750,000	-	-	-	800,000
104088 - Cernet to Village West Pkwy Duct Bank	50,000	-	1,600,000	-	-	1,650,000
104069 - EO Yards II	735,000	-	-	-	-	735,000
104102 - Nearman Feeder Extension for Holiday Sand - Gravel	275,000	-	-	-	-	275,000
104101 - EO Leavenworth Rd at Hutton Improvements	450,000	-	-	-	-	450,000
104149 - Mill Street Distribution Rebuild	175,000	-	-	-	-	175,000
Total Electric Overhead Distribution	10,435,000	12,450,000	12,700,000	6,125,000	7,875,000	49,585,000
Electric Reimbursable						
100699 - Annual Reimbursable Construction	100,000	100,000	100,000	100,000	100,000	500,000
102006 - American Royal UG	5,000	-	-	-	-	5,000
104035 - Reardon Center Redevelopment	-	5,000	-	-	-	5,000
104036 - Rock Island Bridge Project	5,000	-	-	-	-	5,000
104040 - West Legends Apartment Complex #3	5,000	-	-	-	-	5,000
104041 - Woodlands	5,000	-	-	-	-	5,000
104064 - EO Homefield Development	5,000	-	-	-	-	5,000
104065 - EO Legends 267 Apartment/Entertainment	5,000	-	-	-	-	5,000
Total Electric Reimbursable	130,000	105,000	100,000	100,000	100,000	535,000
Electric Storm Expense						
100700 - Storms - Electric Repairs	1,000	1,000	1,000	1,000	1,000	5,000
Total Electric Storm Expense	1,000	1,000	1,000	1,000	1,000	5,000
Electric Substation						
100710 - Kaw West Substation 15kV Switchgear Addition	-	-	-	100,000	1,700,000	1,800,000
100711 - Speaker Substation	800,000	1,640,000	3,640,000	7,120,000	-	13,200,000
100718 - Kaw West Substation Mods for Speaker	-	-	200,000	1,000,000	-	1,200,000
100719 - Substation Breakers	75,000	225,000	225,000	-	500,000	1,025,000
100720 - Substation Relays	50,000	50,000	50,000	50,000	50,000	250,000
100721 - Substation Improvements	200,000	200,000	200,000	200,000	200,000	1,000,000
100722 - Substation Security	10,000	10,000	10,000	10,000	10,000	50,000
100723 - Substation Transformer Oil	5,000	5,000	5,000	5,000	5,000	25,000
101022 - EO Substation Battery Upgrades	25,000	25,000	25,000	25,000	25,000	125,000
103013 - EO Colgate Substation Retirement	-	-	-	-	250,000	250,000
103016 - EO Mill Street 161kV Substation	1,725,000	-	-	-	-	1,725,000
104031 - Fisher Sub - Decommission	-	200,000	-	-	-	200,000
Total Electric Substation	2,890,000	2,355,000	4,355,000	8,510,000	2,740,000	20,850,000
Electric Transmission						
100728 - Transmission Line FO Additions	175,000	100,000	100,000	100,000	100,000	575,000
100747 - Misc Transmission Projects	250,000	250,000	250,000	250,000	250,000	1,250,000
101084 - EO Victory West to Quindaro Trans Line	100,000	-	-	-	-	100,000



KANSAS CITY BOARD OF PUBLIC UTILITIES



2024 ANNUAL BUDGET

2024 - 2028 FIVE YEAR CAPITAL BUDGET

Description	Capital Expenditures by Year					Total CIP Projects
	2024 Budget	2025 Budget	2026 Budget	2027 Budget	2028 Budget	
101088 - EO Victory West to Maywood Trans Line	100,000	-	-	-	-	100,000
104026 - 161kV Nearman - Quindaro 2nd Circuit	-	-	-	250,000	3,000,000	3,250,000
104103 - FERC 881 AAR / Transmission Line Inspections	200,000	100,000	-	-	-	300,000
Total Electric Transmission	825,000	450,000	350,000	600,000	3,350,000	5,575,000
Electric Underground Distribution						
100752 - Maywood Feeder Extension	50,000	2,000,000	-	-	-	2,050,000
100757 - Downtown UG Rebuild	500,000	-	-	-	-	500,000
101261 - EO Parallel Parkway & I-435 UG Improvements	-	400,000	-	-	-	400,000
101268 - EO State Avenue and 435 UG Improvements	-	-	-	400,000	-	400,000
101269 - EO State Avenue and Village West Parkway UG Improvements	-	-	-	-	500,000	500,000
104032 - G&W Distr Switch Replacement	350,000	350,000	350,000	350,000	350,000	1,750,000
104042 - Annual UG Construction	2,000,000	2,000,000	2,000,000	2,000,000	2,000,000	10,000,000
Total Electric Underground Distribution	2,900,000	4,750,000	2,350,000	2,750,000	2,850,000	15,600,000
Electric Unified Government Projects						
100773 - Street Light Improvements	200,000	200,000	200,000	200,000	200,000	1,000,000
100774 - Traffic Signal Improvements	20,000	20,000	20,000	20,000	20,000	100,000
100776 - Unified Govt OH Construction	20,000	20,000	20,000	20,000	20,000	100,000
100777 - Unified Govt UG Distribution	20,000	20,000	20,000	20,000	20,000	100,000
104011 - EO Levee Rebuild Along Kansas River	620,000	250,000	-	-	-	870,000
Total Electric Unified Government Projects	880,000	510,000	260,000	260,000	260,000	2,170,000
Electric Transformers						
100778 - Overhead Transformers	1,200,000	800,000	800,000	800,000	800,000	4,400,000
100779 - Underground Transformers	3,000,000	1,800,000	1,800,000	1,800,000	1,800,000	10,200,000
Total Electric Transformers	4,200,000	2,600,000	2,600,000	2,600,000	2,600,000	14,600,000
Nearman Plant CT4						
100520 - CT4 Future Projects	-	-	-	-	400,000	400,000
104049 - CT4 Control System Upgrade	-	850,000	850,000	-	-	1,700,000
104142 - CT4 Autotune/Combustion optimization	-	-	-	500,000	-	500,000
104143 - CT4 Turbine lube oil conditioning permanent skid (varnish)	50,000	-	-	-	-	50,000
104141 - CT4 Primary and secondary spare nozzles	600,000	600,000	-	-	-	1,200,000
Total Nearman Plant CT4	650,000	1,450,000	850,000	500,000	400,000	3,850,000
Nearman Plant Unit 1						
100542 - N1 Boiler Future Projects	-	-	750,000	1,500,000	1,000,000	3,250,000
100543 - N1 Future Projects	-	-	1,100,000	1,825,000	1,500,000	4,425,000
100545 - N1 Turbine Future Projects	-	-	1,200,000	1,000,000	1,000,000	3,200,000
101188 - N1 No 5 FWH Replacement	550,000	-	-	-	-	550,000
101201 - N1 5KV Cables Replacement	-	100,000	100,000	-	-	200,000
101210 - N1 Drum & Heater Inst Upgrade	150,000	-	-	-	-	150,000
101213 - N1 MCC/Load Center Replace	200,000	20,000	-	-	-	220,000
103006 - N1 SCR Doors	-	200,000	-	-	200,000	400,000
104020 - N1 SCR Catalyst Layer	600,000	400,000	-	600,000	400,000	2,000,000



KANSAS CITY BOARD OF PUBLIC UTILITIES



2024 ANNUAL BUDGET

2024 - 2028 FIVE YEAR CAPITAL BUDGET

Description	Capital Expenditures by Year					Total CIP Projects
	2024 Budget	2025 Budget	2026 Budget	2027 Budget	2028 Budget	
104050 - N1 AQC Air Slide Blowers	300,000	-	-	-	-	300,000
104051 - N1 Automation of SH Spray Iso Vlvs	-	-	250,000	-	-	250,000
104054 - N1 Crusher/Dryer Replacement	100,000	335,000	550,000	550,000	-	1,535,000
104089 - EP N1 Simulator WS to Ovation Upgrade	-	-	300,000	-	-	300,000
104091 - EP N1 ID Fan VFD Chillers	250,000	-	250,000	-	-	500,000
104104 - EP N1 PJFF Bags / Cages Replacement	500,000	2,000,000	-	-	-	2,500,000
104120 - EP N1 CT Acid Pumps Reconfiguration	75,000	-	-	-	-	75,000
104130 - N1 Condenser Coating	-	500,000	-	-	-	500,000
104133 - N1 Steam inert piping modification	450,000	-	-	-	-	450,000
104132 - N1 CDS Reactors Structure/Liner Repair/Replacement	1,000,000	-	-	-	-	1,000,000
104126 - N1 Control room upgrades	-	-	300,000	-	-	300,000
104131 - N1 Ovation Playback Recorder	-	-	100,000	-	-	100,000
104134 - N1 Sequential tripping turbine and overspeed	400,000	-	-	-	-	400,000
104123 - N1 Economizer ash diversion to bottom ash silo	250,000	-	-	-	-	250,000
104125 - N1 AQC transformer to 5KV bus tie	-	35,000	250,000	-	-	285,000
104127 - N1 Training room upgrades	-	-	100,000	-	-	100,000
104128 - N1 Mill dampers HA,CA, Vel,	320,000	-	-	-	-	320,000
104124 - N1 BFP motor spare	-	100,000	-	-	-	100,000
104129 - N1 Control valve replacements. Various	250,000	300,000	-	-	-	550,000
104135 - N1 lower slope replacement	-	2,000,000	-	-	-	2,000,000
Total Nearman Plant Unit 1	5,395,000	5,990,000	5,250,000	5,475,000	4,100,000	26,210,000
Nearman Plant Common						
100549 - NC Coal Conveyor Belt - Replacement	125,000	75,000	75,000	75,000	75,000	425,000
100563 - NC Future Projects	-	-	-	650,000	825,000	1,475,000
104059 - NC Mechanic Shop Roof Replacement	150,000	-	-	-	-	150,000
104140 - NC Pan Feeder	-	-	600,000	-	-	600,000
104136 - NC Entrance gate upgrade to cantilever style	-	150,000	-	-	-	150,000
104138 - NC Quindaro machine shop relocation to Nearman	75,000	-	-	-	-	75,000
104139 - NC Coal handling equipment structural review/repairs	300,000	100,000	100,000	50,000	50,000	600,000
104137 - NC Roads and grounds improvements	100,000	50,000	50,000	50,000	50,000	300,000
Total Nearman Plant Common	750,000	375,000	825,000	825,000	1,000,000	3,775,000
Quindaro Plant CT2						
100570 - CT2 Hot Gas Path Insp	-	-	-	500,000	-	500,000
100574 - CT2 Future Projects	-	-	400,000	-	400,000	800,000
104018 - CT2 Control System Upgrade	750,000	750,000	-	-	-	1,500,000
104060 - CT2/CT3 Oil Tank Modification	300,000	-	-	-	-	300,000
104144 - CT2 Roof to protect enclosures	-	150,000	-	-	-	150,000
Total Quindaro Plant CT2	1,050,000	900,000	400,000	500,000	400,000	3,250,000



KANSAS CITY BOARD OF PUBLIC UTILITIES



2024 ANNUAL BUDGET

2024 - 2028 FIVE YEAR CAPITAL BUDGET

Description	Capital Expenditures by Year					Total CIP Projects
	2024 Budget	2025 Budget	2026 Budget	2027 Budget	2028 Budget	
Quindaro Plant CT3						
100580 - CT3 Future Projects	-	-	250,000	400,000	400,000	1,050,000
104019 - CT3 Control System Upgrade	750,000	750,000	-	-	-	1,500,000
104145 - QC CT 2&3 Security fence, Cameras, and work area	50,000	25,000	-	-	-	75,000
104146 - CT3 Roof to protect enclosures	-	-	150,000	-	-	150,000
Total Quindaro Plant CT3	800,000	775,000	400,000	400,000	400,000	2,775,000
Quindaro Plant Common						
100610 - QC Levee Improvements per COE	340,000	340,000	340,000	340,000	340,000	1,700,000
Total Quindaro Plant Common	340,000	340,000	340,000	340,000	340,000	1,700,000
Dogwood Plant Common						
100787 - Dogwood Capital Costs	206,000	880,000	355,000	355,000	350,000	2,146,000
Total Dogwood Plant Common	206,000	880,000	355,000	355,000	350,000	2,146,000
Electric Control Center						
100791 - ECC SCADA Software	950,000	-	-	-	-	950,000
Total Electric Control Center	950,000	-	-	-	-	950,000
Total Electric Capital Projects	35,579,000	36,286,000	33,791,000	31,996,000	29,421,000	167,073,000
Water Equipment						
100792 - Water Automobiles	153,000	162,000	172,000	177,160	177,160	841,320
100793 - Water Radios	10,000	17,000	18,000	18,540	18,540	82,080
100794 - Water Tools	200,000	134,000	140,000	144,200	144,200	762,400
100795 - Water Work Equipment	600,000	630,000	661,000	680,830	680,830	3,252,660
Total Water Equipment	963,000	943,000	991,000	1,020,730	1,020,730	4,938,460
Water Facility Improvements						
100796 - Civil Engineering Facility Improvement	356,500	150,000	130,000	130,000	130,000	896,500
100797 - Water Oper Facility Improvement	345,000	310,000	350,000	175,000	175,000	1,355,000
100798 - Water Prod Facility Improvement	330,000	90,000	55,000	170,000	160,000	805,000
Total Water Facility Improvements	1,031,500	550,000	535,000	475,000	465,000	3,056,500
Water Furnishings and Equipment						
100799 - Civil Engineering Furnishings & Equipment	25,000	25,000	25,000	25,000	25,000	125,000
100800 - Water Oper Furnishings & Equipment	17,000	18,000	19,000	20,000	20,000	94,000
100801 - Water Prod Furnishings & Equipment	30,000	100,000	25,000	10,000	10,000	175,000
Total Water Furnishings and Equipment	72,000	143,000	69,000	55,000	55,000	394,000
Water Grounds						
100802 - Civil Engineering Grounds	15,000	8,000	8,000	8,000	8,000	47,000
100803 - Water Operations Grounds	165,000	170,000	175,000	180,000	180,000	870,000
100804 - Water Production Grounds	117,000	17,000	105,000	25,000	25,000	289,000
Total Water Grounds	297,000	195,000	288,000	213,000	213,000	1,206,000
Water Technology						
100805 - Civil Engineering Technology	10,000	10,000	10,000	10,000	10,000	50,000
100806 - Water Operations Technology	20,000	55,000	60,000	61,800	61,800	258,600
100807 - Water Production Technology	5,000	5,000	5,000	5,000	5,000	25,000
Total Water Technology	35,000	70,000	75,000	76,800	76,800	333,600



KANSAS CITY BOARD OF PUBLIC UTILITIES



2024 ANNUAL BUDGET

2024 - 2028 FIVE YEAR CAPITAL BUDGET

Description	Capital Expenditures by Year					Total CIP Projects
	2024 Budget	2025 Budget	2026 Budget	2027 Budget	2028 Budget	
Reimbursable Water Mains						
100813 - Water Main Adjustment-Billable	7,100	7,200	7,200	7,300	7,300	36,100
100814 - Water Development Main Expense	370,000	370,500	370,500	375,500	375,500	1,862,000
Total Reimbursable Water Mains	377,100	377,700	377,700	382,800	382,800	1,898,100
Water Distribution						
100821 - Water Distrib System Relocations	280,000	285,000	290,000	298,700	298,700	1,452,400
100822 - Water Distrib System Improvements	400,000	1,310,000	1,320,000	1,360,000	1,360,000	5,750,000
100823 - UG/CMIP Water Distrib Projects	1,300,000	1,350,000	1,350,000	1,390,000	1,390,000	6,780,000
100824 - Water Distrib Valve Improvements	600,000	805,000	834,000	862,000	862,000	3,963,000
100826 - Water Distrib Fire Hydrant Program	552,000	580,000	609,000	625,000	625,000	2,991,000
100827 - Water Distrib Master Plan Improvements	300,000	-	-	-	-	300,000
101222 - Non Revenue Water Leak Detection	25,000	500,000	500,000	515,000	515,000	2,055,000
102001 - Water Distrib 12 Inch Main 36th Ave State Line to Rainbow Blvd	350,000	-	-	-	-	350,000
102002 - Water Distrib 16 Inch Main 99th and Donahoo to I435	-	1,000,000	1,000,000	-	-	2,000,000
102003 - Water Distrib 16 Inch Main SW BLVD to State Line	-	1,250,000	1,250,000	-	-	2,500,000
104043 - Water Distrib Leak Project	150,000	150,000	3,000,000	5,000,000	2,000,000	10,300,000
104105 - Corrosion Control Anode Installation	-	250,000	250,000	250,000	250,000	1,000,000
104106 - Lead and Copper Rule	-	-	1,000,000	1,000,000	1,000,000	3,000,000
104107 - Distribution Valve and Fire hydrant Inspection	-	500,000	500,000	500,000	500,000	2,000,000
104109 - Water Distrib 12 inch Main Pacific at I-70 to Central Ave Bridge	800,000	-	-	-	-	800,000
104108 - Water Distrib 12 Inch Main James St to Kansas Ave Bridge	400,000	400,000	-	-	-	800,000
104150 - Aged Water Main Replacement	5,000,000	5,000,000	-	-	-	10,000,000
Total Water Distribution	10,157,000	13,380,000	11,903,000	11,800,700	8,800,700	56,041,400
Water Meters						
100828 - AML-Automated Meter Reading	50,000	125,000	125,000	130,000	130,000	560,000
100830 - 6"-10" Water Meter Replacement	50,000	135,000	135,000	139,050	139,050	598,100
100831 - 1-1/2"-4" Water Meter Replacement	168,000	176,000	176,000	182,000	182,000	884,000
100832 - 5/8"-1" Water Meter Replacement	100,000	250,000	250,000	260,000	260,000	1,120,000
100833 - 12" & Over Water Meter Replacement	60,000	100,000	100,000	103,000	103,000	466,000
Total Water Meters	428,000	786,000	786,000	814,050	814,050	3,628,100
Water Storage and Transmission						
100834 - Argentine 7 MG Tank Replace	2,000,000	-	-	-	-	2,000,000
100837 - Water Pump Station Controls	25,000	25,000	25,000	195,000	125,000	395,000
100838 - Water Storage Improvements	25,000	25,000	25,000	25,000	25,000	125,000
100839 - Water Transmission Improvement	250,000	250,000	250,000	250,000	250,000	1,250,000
100840 - Water Transmission Valve Improve	140,000	145,000	145,000	149,350	149,350	728,700



KANSAS CITY BOARD OF PUBLIC UTILITIES



2024 ANNUAL BUDGET

2024 - 2028 FIVE YEAR CAPITAL BUDGET

Description	Capital Expenditures by Year					Total CIP Projects
	2024 Budget	2025 Budget	2026 Budget	2027 Budget	2028 Budget	
100841 - UG/CMIP Water Transmission Projects	3,000	3,100	3,100	3,193	3,193	15,586
101010 - WO Remove 38th and Parallel Tank	-	150,000	-	-	-	150,000
101011 - WO Trans Main 98th & Parallel	2,000,000	2,000,000	-	-	-	4,000,000
104024 - WO KDOT 18th Street Bridge 24 Inch Trans Main Replacement	500,000	3,000,000	500,000	-	-	4,000,000
104074 - WO Kansas River Crossing	4,000,000	2,000,000	-	-	-	6,000,000
104094 - Kansas Avenue Bridge Crossing	-	-	-	2,000,000	2,000,000	4,000,000
104093 - 30" Argentine main relocate from BNSF property	-	-	-	2,500,000	2,500,000	5,000,000
104098 - Relocate Transmission Main in I 70 at Central Avenue	-	-	-	2,000,000	2,000,000	4,000,000
104096 - Paint 435 Elevated tank	500,000	-	-	-	-	500,000
104097 - Parallel Pump Station Electrical Improvements	1,500,000	750,000	-	-	-	2,250,000
104092 - 24 Inch Interconnect with KCMO	-	-	-	2,000,000	2,000,000	4,000,000
104099 - Transmission Main Inspection	150,000	150,000	350,000	350,000	350,000	1,350,000
Total Water Storage and Transmission	11,093,000	8,498,100	1,298,100	9,472,543	9,402,543	39,764,286
Water Services						
100842 - 3" - 6" Water Service Replacement	27,000	28,000	28,000	28,840	28,400	140,240
100843 - 1-1/4" - 2" Water Service Replacement	75,000	75,000	39,700	40,800	40,800	271,300
100844 - 3/4"-1" Water Service Replacement	550,000	600,000	677,000	697,000	697,000	3,221,000
100845 - 8" & Over Water Service Replacement	50,000	62,900	64,800	66,800	66,800	311,300
Total Water Services	702,000	765,900	809,500	833,440	833,000	3,943,840
Water Production Projects						
100850 - NWTP Water Plant Emergency Generator	400,000	3,850,000	3,850,000	-	-	8,100,000
100855 - NWTP Misc Projects	25,000	25,000	100,000	100,000	100,000	350,000
104025 - NWTP Raw Water Pump Rehab	500,000	-	725,000	-	725,000	1,950,000
104111 - Water Prod Actiflo Improvements	-	55,000	-	-	-	55,000
104110 - Water Facility Control System Improvements	-	115,000	120,000	50,000	50,000	335,000
104112 - Water Prod Basin Improvements	-	250,000	295,000	-	-	545,000
104113 - Water Prod Disinfection Improvements	-	56,000	106,000	106,000	56,000	324,000
104119 - Water Prod Raw Water Improvements	300,000	-	-	-	-	300,000
104115 - Water Prod Facility Electrical Improvements	-	125,000	-	25,000	-	150,000
104117 - Water Prod Filter Improvement	-	-	50,000	250,000	-	300,000
Total Water Production Projects	1,225,000	4,476,000	5,246,000	531,000	931,000	12,409,000
Total Water Capital Projects	26,380,600	30,184,700	22,378,300	25,675,063	22,994,623	127,613,286
Common Equipment						
104151 - Security Vehicle	50,000	-	-	-	-	50,000
Total Common Equipment	50,000	-	-	-	-	50,000



KANSAS CITY BOARD OF PUBLIC UTILITIES



2024 ANNUAL BUDGET

2024 - 2028 FIVE YEAR CAPITAL BUDGET

Description	Capital Expenditures by Year					Total CIP Projects
	2024 Budget	2025 Budget	2026 Budget	2027 Budget	2028 Budget	
Common Facilities Improvements						
100506 - 540 Minnesota Facilities	160,000	160,000	160,000	160,000	160,000	800,000
Total Common Facilities Improvements	160,000	160,000	160,000	160,000	160,000	800,000
Common Furnishings and Equipment						
100509 - Admin Building Furnish & Equip	30,000	30,000	30,000	32,500	32,500	155,000
Total Common Furnishings and Equipment	30,000	30,000	30,000	32,500	32,500	155,000
Common Grounds						
100510 - 540 Minnesota Grounds	115,000	75,000	75,000	75,000	75,000	415,000
Total Common Grounds	115,000	75,000	75,000	75,000	75,000	415,000
Administrative Services						
100500 - Admin Services Technology	389,800	389,800	389,800	394,000	394,000	1,957,400
Total Administrative Services	389,800	389,800	389,800	394,000	394,000	1,957,400
Human Resources Security						
100501 - Security Improvements	25,000	25,000	25,000	20,000	20,000	115,000
104048 - HR Security	50,000	50,000	50,000	50,000	50,000	250,000
Total Human Resources Security	75,000	75,000	75,000	70,000	70,000	365,000
Enterprise Technology						
100664 - IT ERP Technology Development	150,000	150,000	150,000	150,000	150,000	750,000
100666 - IT Desktop/Network Development	570,000	575,000	200,000	200,000	800,000	2,345,000
100667 - IT Security Improvements	100,000	100,000	100,000	100,000	80,000	480,000
101162 - IT Enterprise Service Bus Development	250,000	250,000	250,000	250,000	250,000	1,250,000
101165 - IT Enterprise Asset Management Development	225,000	550,000	225,000	225,000	225,000	1,450,000
101166 - IT BI/Analytics Development	300,000	300,000	300,000	300,000	300,000	1,500,000
101167 - IT EAM Mobility	250,000	50,000	50,000	50,000	50,000	450,000
101193 - IT AMI Development	25,000	25,000	25,000	25,000	25,000	125,000
101194 - IT HCM Enhancements	50,000	400,000	70,000	100,000	50,000	670,000
101196 - IT Customer Information System Development	325,000	325,000	150,000	150,000	150,000	1,100,000
101274 - IT Rollout Identity Management	80,000	80,000	80,000	40,000	40,000	320,000
101276 - IT DR Infrastructure	100,000	150,000	150,000	150,000	150,000	700,000
101278 - IT DR for Security	50,000	50,000	50,000	50,000	80,000	280,000
101279 - IT DR Development	-	40,000	-	40,000	-	80,000
103011 - IT GIS Enhancements	680,000	250,000	75,000	75,000	75,000	1,155,000
104001 - IT Business Portal Development	25,000	25,000	25,000	25,000	25,000	125,000
104002 - IT Enterprise Wireless Mobility	40,000	40,000	40,000	40,000	40,000	200,000
104003 - IT Quality Assurance Automation	200,000	50,000	50,000	50,000	50,000	400,000
104004 - IT Electronic Document Management System	20,000	225,000	225,000	225,000	225,000	920,000
104005 - IT Utility Ops Technology Development	225,000	225,000	225,000	225,000	225,000	1,125,000
104006 - IT Cloud Services Development	75,000	75,000	75,000	75,000	75,000	375,000
104007 - IT General Systems Enhancements	225,000	225,000	225,000	225,000	225,000	1,125,000
104008 - IT Project Management Applications	50,000	50,000	50,000	50,000	50,000	250,000
104009 - IT Analog to Digital Services	75,000	75,000	75,000	30,000	30,000	285,000
104010 - IT IVR Service Development	30,000	30,000	35,000	35,000	35,000	165,000



KANSAS CITY BOARD OF PUBLIC UTILITIES



2024 ANNUAL BUDGET

2024 - 2028 FIVE YEAR CAPITAL BUDGET

Description	Capital Expenditures by Year					Total CIP Projects
	2024 Budget	2025 Budget	2026 Budget	2027 Budget	2028 Budget	
104012 - IT Mobile Device Management(MDM)	20,000	-	-	20,000	-	40,000
104013 - IT Security Operations Center(SOC) Development	-	20,000	20,000	20,000	20,000	80,000
104014 - IT Server Additions	70,000	70,000	70,000	70,000	70,000	350,000
104017 - IT Virtual Desktop Deployment	-	-	25,000	-	-	25,000
104034 - IT Meter Data Management System Upgrade	100,000	50,000	50,000	50,000	50,000	300,000
Total Enterprise Technology	4,310,000	4,455,000	3,065,000	3,045,000	3,545,000	18,420,000
Total Common Capital Projects	5,129,800	5,184,800	3,794,800	3,776,500	4,276,500	22,162,400
Economic Development Fund Authorization	500,000	500,000	500,000	500,000	500,000	2,500,000
Economic Development Program	150,000	150,000	150,000	150,000	150,000	750,000
Energy Efficiency Program	75,000	75,000	75,000	75,000	75,000	375,000
Total	725,000	725,000	725,000	725,000	725,000	3,625,000
Grand Total	67,814,400	72,380,500	60,689,100	62,172,563	57,417,123	320,473,686

**Fund &
Reserves Guidelines**



KANSAS CITY BOARD OF PUBLIC UTILITIES



2024 ANNUAL BUDGET

Funds and Reserves Guidelines

The following Fund and Reserve account guidelines have been used in the planning and development of the Annual Budget.

Construction Reserve:

The BPU normally provides a cash reserve equal to one-half of the next year's normal, on-going construction budget.

Debt Reduction Fund:

It is the policy of the BPU that the Board of Directors must approve any expenditure of restricted cash from the debt reduction fund.

Debt Service Coverage Ratios:

The Board of Public Utilities debt ratio will be consistent with the current provisions in the bond indenture document. The BPU must maintain a debt coverage ratio of 1.2. The BPU must meet the coverage requirement imposed by the bond indenture that net revenues be at least 120 percent of the maximum annual debt service.

However, if net revenues are ever less than 130 percent of the annual debt service for the twelve months period ending on the date on which the calculation of net revenues is made, the utility is required to fund a debt service reserve fund. The current bond documents provide for a detailed formula that stipulates at different coverage ratios how the debt service fund needs to be funded.

This debt service ratio is a measure of the adequacy of cash to pay debt service and is the minimum amount necessary to prevent bond default. It should not be considered a target for revenues needed by the utility for its funding purposes in any given year. The financial policy approved by the Board is to maintain a debt coverage ratio including PILOT of 2.0 times and 1.6 times excluding PILOT for both the electric and water utilities.

Economic Development Funds:

This Budget reserves \$500,000 for economic development grant initiatives as defined in the Board's Economic Development Policy and is identified within the Capital Budget.

Economic Development Program:

The BPU provides funding for economic development research in order to attract, retain and grow businesses within the BPU's service territory.

Electric Operating and Maintenance (O&M) Reserve:

To maintain a cash reserve for Electric O&M expenses, excluding fuel and purchased power of one hundred twenty (120) days or better of annual O&M expenditures.

Electric Operating Reserve:

This cash reserve is equal to the sum of the Operating and Maintenance (O&M) Reserve and the Energy Rate Component (ERC) Reserve and shall maintain one hundred twenty days or better.

Energy Efficiency Program:

BPU will provide rebate incentives for customers who install all-electric or heat pump equipment. The rebates paid out will be amortized over a three (3) year period.

Energy Rate Component (ERC) Reserve:

A cash reserve established to stabilize working capital targets related to volatile power supply costs. The ERC Reserve shall be equal to one hundred twenty (120) days of annual expenditures recovered through the ERC.



KANSAS CITY BOARD OF PUBLIC UTILITIES



2024 ANNUAL BUDGET

Funds and Reserves Guidelines

Improvement and Emergency Fund:

The Budget includes a combined utility budget reserve of \$1.5 million to fund emergency related capital improvement costs. This can be used in cases of major replacement needs or emergency disasters. However, the fund cannot fall below a funding level of \$1.0 million, which would require monthly reallocations to the fund.

It is utility policy that the Board of Directors must approve any expenditure of the Improvement and Emergency Fund. If funds are expended from the Improvement and Emergency Fund, the utility is required to transfer monies back into the Improvement and Emergency Fund, in each month, not less than one twenty-fourth (1/24th) of the difference between the then current balance of the Fund and the required funding level amount until the amount reserved in the Fund equals the established funding threshold of \$1.5 million.

Payment In Lieu Of Tax:

The BPU will transfer to the Unified Government of Wyandotte County/Kansas City, Kansas a Payment in Lieu of Taxes (PILOT). The PILOT is established by Charter Ordinance CO-5-01, and is based on gross retail customer sales of the utility. Wholesale electric sales are exempt from PILOT while wholesale water sales are billed the PILOT fee. The Unified Government has set the PILOT for this budget year at a rate of 11.9%.

Rate Stabilization Fund:

The Rate Stabilization Fund is designed to offset major changes in revenues and expenses, including unanticipated spending requirements.

Reserve for Principal and Interest Payments:

The BPU is required by its bond indenture to set-aside each month one-sixth (1/6th) of the interest and one-twelfth (1/12th) of the principal to be paid on each year's outstanding bonded indebtedness to the Bond Trustee of the Utility System Revenue Bonds.

Self-Insurance Reserve Funds:

The BPU has established the following reserve funds for self-funded insurance liabilities. The insurance reserves include workers' compensation and public liability. The monies for these funds are set aside as restricted cash funds of the utility. Any expenditure of these insurance reserve funds other than for the designated purposes must have the approval of the Board of Directors.

System Development Reserve:

The BPU collects a service fee for all new service connections based on meter size. This fee is designed to provide for the applicable costs required for the additional development of water supply, treatment, transmission, and storage facilities.

Water Operating Reserve:

To maintain a cash reserve for water operation and maintenance (O&M) expenses for one hundred (100) days or better of annual O&M expenditures.



KANSAS CITY BOARD OF PUBLIC UTILITIES



2024 ANNUAL BUDGET

Board of Public Utilities

2024 Proposed Budget

*Presentation for
Electric Operations*

December 4, 2023

**Work Plan
Goals**



KANSAS CITY BOARD OF PUBLIC UTILITIES



2024 ANNUAL BUDGET

ELECTRIC OPERATIONS

The Electric Operations Division consists of six major sections: Electric Operations Administration, Electrical Engineering, Electric Operations Planning, Electric Substations, Electric Distribution and Services, and Fleet Maintenance. The Electrical Engineering section provides engineering support, transmission and distribution design, as well as mapping and drafting services. The Electric Operations Planning section performs electric system modeling and analysis. The Electric Substations section provides engineering, design, construction, and maintenance of the electric substation facilities. The Electric Distribution section provides construction and maintenance of the electric distribution system along with the installation and maintenance of electric metering services. The Fleet Maintenance section provides procurement and maintenance of the Utility's fleet of vehicles and work equipment.

WORKPLAN GOALS AND OBJECTIVES

- Continue to observe and adhere to all applicable corporate strategic planning goals.
- Meet federal and regional regulatory compliance standards by maintaining information, system protection, and facilities security requirements designed to safeguard utility operations.
- Support residential and commercial economic development projects and requests for new electric service.
- Continue review efforts of electric operating and construction standards, service policies, and customer information.
- Actively pursue candidates for hard-to-fill positions and improve employee training and development.
- Implement alternative and cost-effective strategies for procuring and maintaining utility work equipment.
- Continue system wide pole inspection and replacement program utilizing actual data to more effectively allocate maintenance funds and workforce.
- Reduce electric system outages through effective use of vegetation management programs and focused maintenance projects.
- Support current and future development in the area of 118th Street & State Avenue by both improving existing infrastructure and constructing new infrastructure.
- Complete the Levee rebuild project along the Kansas River.
- Continue ongoing maintenance initiatives to address aging transmission and substation facilities.
- Construct new 161kV Mill Street Substation to replace existing substation in conjunction with upgrade of customer facilities.
- Continue GIS department enhancement through the use of the Utility Network model and integration of GIS data with other information systems.
- Continue efforts to address the aging Service Center facility.



KANSAS CITY BOARD OF PUBLIC UTILITIES



2024 ANNUAL BUDGET



This page has been left intentionally blank.

**Summary of
Major Expenses**



KANSAS CITY BOARD OF PUBLIC UTILITIES



2024 ANNUAL BUDGET

ELECTRIC OPERATIONS SUMMARY

SUMMARY OF SPENDING BY MAJOR EXPENSE CATEGORY

	<u>2022 Actual</u>	<u>2023 Budget</u>	<u>2024 Budget</u>
OPERATING BUDGET			
Personnel Costs	\$ 20,769,224	\$ 24,530,246	\$ 25,016,902
Services	5,460,048	6,698,036	5,942,633
Fuel and Purchase Power	650,907	703,500	718,500
Material and Supplies	3,935,676	2,631,250	3,587,125
Other Operating Expenses	275	20,000	20,000
TOTAL OPERATING BUDGET	\$ 30,816,130	\$ 34,583,032	\$ 35,285,160
CAPITAL BUDGET			
Equipment & Improvements	\$ 14,997,552	\$ 19,886,846	\$ 23,585,568
Capitalized Labor	2,184,530	1,119,153	1,030,431
Energy Efficiency & Econ Dev Program	-	-	-
Economic Development Fund Authorization	-	-	-
Capital Lease Requirements	-	-	-
TOTAL CAPITAL BUDGET	\$ 17,182,082	\$ 21,005,999	\$ 24,615,999
DEBT SERVICE BUDGET			
Principal	\$ -	\$ -	\$ -
Interest	-	-	-
TOTAL DEBT SERVICE BUDGET	\$ -	\$ -	\$ -
Payment In Lieu Of Taxes (PILOT)	\$ -	\$ -	\$ -
TOTAL ANNUAL SPENDING	\$ 47,998,212	\$ 55,589,031	\$ 59,901,159

SPENDING BY AREA

	<u>2022 Actual</u>	<u>2023 Budget</u>	<u>2024 Budget</u>
DEPARTMENT			
Distribution	\$ 8,846,071	\$ 9,875,999	\$ 11,095,999
Electric Meters & Services	2,767,503	3,532,701	3,751,090
Electric Operations Planning	206,957	236,396	409,092
Electrical Engineering	2,340,855	3,622,500	3,826,372
EO Administration	354,945	387,434	507,105
Fleet Maintenance	4,361,328	4,821,291	5,123,119
Groundskeeping/Claims	719,967	709,977	722,251
Substation/Relay	2,563,011	3,101,971	5,890,953
Telecommunications	1,270,597	1,608,948	1,753,342
Traffic Signals	687,863	819,959	833,073
Transmission	23,879,115	26,871,855	25,988,763
TOTAL DEPARTMENT BUDGET	\$ 47,998,212	\$ 55,589,031	\$ 59,901,159

ALLOCATION OF SPENDING BY UTILITY REVENUES

	<u>2022 Actual</u>	<u>2023 Budget</u>	<u>2024 Budget</u>
UTILITY FUND			
Electric Utility	\$ 46,265,438	\$ 53,012,570	57,161,035
Water Utility	1,732,774	2,576,461	2,740,124
TOTAL UTILITY FUND	\$ 47,998,212	\$ 55,589,031	\$ 59,901,159



KANSAS CITY BOARD OF PUBLIC UTILITIES



2024 ANNUAL BUDGET



This page has been left intentionally blank.

Staffing with Positions



KANSAS CITY BOARD OF PUBLIC UTILITIES

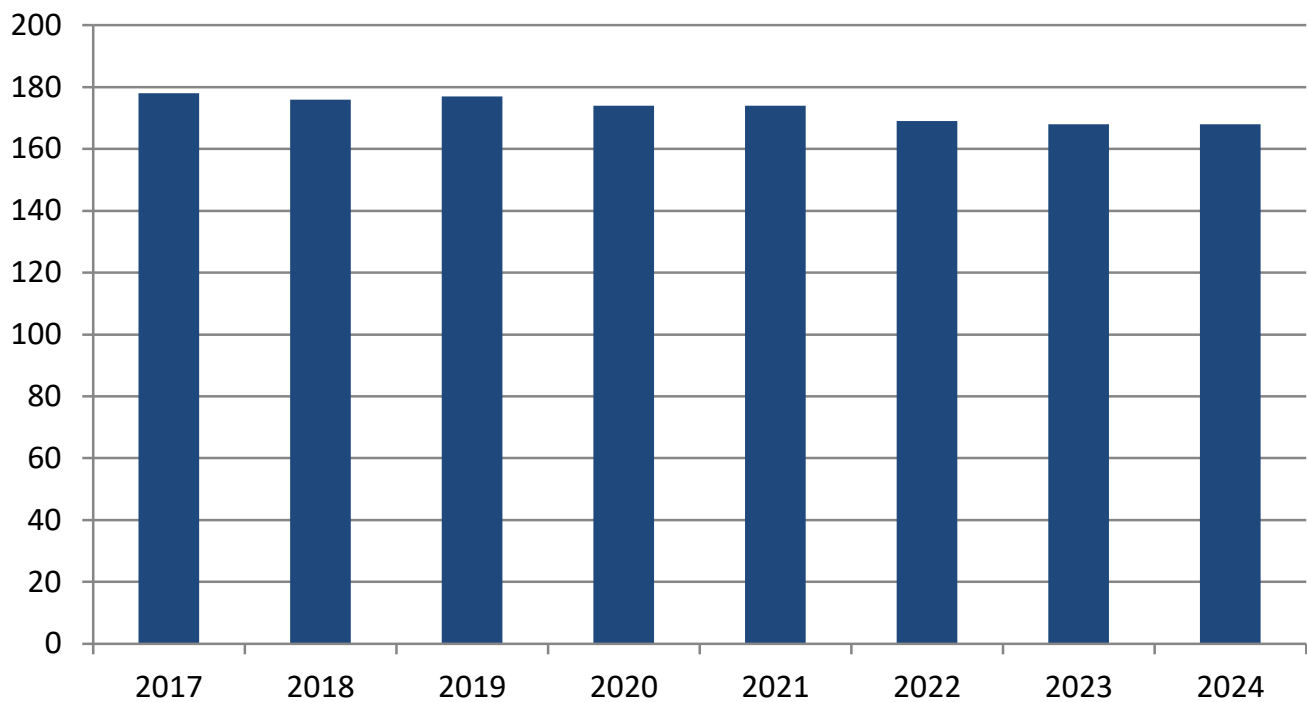


2024 ANNUAL BUDGET

2024 Electric Operations Division Staffing

The Electric Operations Division recommends no change to their 2024 staffing.

Electric Operations





KANSAS CITY BOARD OF PUBLIC UTILITIES



2024 ANNUAL BUDGET



This page has been left intentionally blank.

**Class Summary
of Expenses**



KANSAS CITY BOARD OF PUBLIC UTILITIES



2024 ANNUAL BUDGET

Electric Operations Division Summary of 2024 Budget by Class Type

Class Type	Purpose of Expenditure	2023 Approved	2024 Proposed
1010	Regular Labor	13,802,268	14,118,280
1020	Overtime/Special Pay	2,816,990	2,816,990
1030	Health Care/Medical Benefit	3,428,483	3,590,278
1040	Medical Insurance-Retirees	906,809	821,685
1050	Pension Benefit	1,412,637	1,439,497
1070	Life Insurance Benefit	227,737	286,601
1080	Unemployment Benefit	16,619	16,934
1090	OASDI/HI (FICA)	1,271,374	1,295,549
1100	Liability Insurance/Work Co	161,486	234,364
1110	Compensatory Balance Reserve	255,341	153,889
1130	Disability Pay Benefit	179,432	187,773
1180	Long-Term Care	51,070	55,062
Total Personnel Costs		24,530,246	25,016,902
2010	Tree Trimming Services	4,312,187	3,545,068
2011	Contract Line Services	2,000	2,000
2030	Engineering Services	375,300	337,050
2130	Computer Hardware Maintenance	85,000	120,000
2131	Computer Software Maintenance	24,500	29,000
2150	Janitorial Services	150,000	180,000
2151	Trash Disposal	17,000	23,000
2160	Travel/Training/Safety	144,700	155,900
2170	Outside Printing & Duplicating	350	350
2190	Dues/Memberships/Subscription	70,265	70,365
2200	Telecommunications Services	213,210	226,475
2210	Clerical/Office/Tech Services	52,900	52,900
2240	Building Maintenance Service	783,324	783,225
2250	Mailing/Shipping Services	300	300
2300	Equipment Maintenance	105,000	105,000
2330	Right Of Way/Easements	112,000	112,000
2380	Sponsorships	250,000	200,000
Total Services		6,698,036	5,942,633
3012	Building Heat Fuel	1,500	1,500
3040	On Road Vehicle Fuel	702,000	717,000
Total Fuel and Purchase Power		703,500	718,500
4010	Office Supplies & Materials	30,150	30,150
4040	Comp/Svr/Ntwrk Hrdwr Equip	119,750	150,125
4050	Small Tools & Machinery	105,000	110,500
4100	Other Chemicals & Supplies	1,000	1,000
4110	Clothing/Uniforms	100	100
4120	Vehicle/Machinery Parts	654,000	753,000
4130	Building/Structural Supplies	33,500	144,500
4170	Electric Usage	40,300	40,300
4180	Water Usage	2,800	2,800
4200	Hazardous Waste Supplies	100	100
4210	Safety Supplies	4,000	4,000
4220	Communication Supplies	50,750	50,750
4230	Meter Parts & Supplies	13,000	13,000
4260	Transmission Parts & Supplies	85,000	70,000
4270	Distribution Parts & Supplies	1,480,000	2,205,000
4280	Books/Manuals/Reference	8,300	8,300
4990	Other Parts & Supplies	3,500	3,500



KANSAS CITY BOARD OF PUBLIC UTILITIES



2024 ANNUAL BUDGET

Electric Operations Division Summary of 2024 Budget by Class Type

Class Type	Purpose of Expenditure	2023 Approved	2024 Proposed
	Total Material and Supplies	2,631,250	3,587,125
5200 - NERC Reliability Compliance		20,000	20,000
	Total Other Operating Expenses	20,000	20,000
	Total Operating Budget	34,583,032	35,285,160
1010 - Capitalized Labor		726,723	669,111
1098 - Cap Labor Burden		392,430	361,320
2000 - Services		17,136,846	20,535,568
4000 - Supplies		2,750,000	3,050,000
	Total Capital Budget	21,005,999	24,615,999
	Total BPU Budget	55,589,031	59,901,159



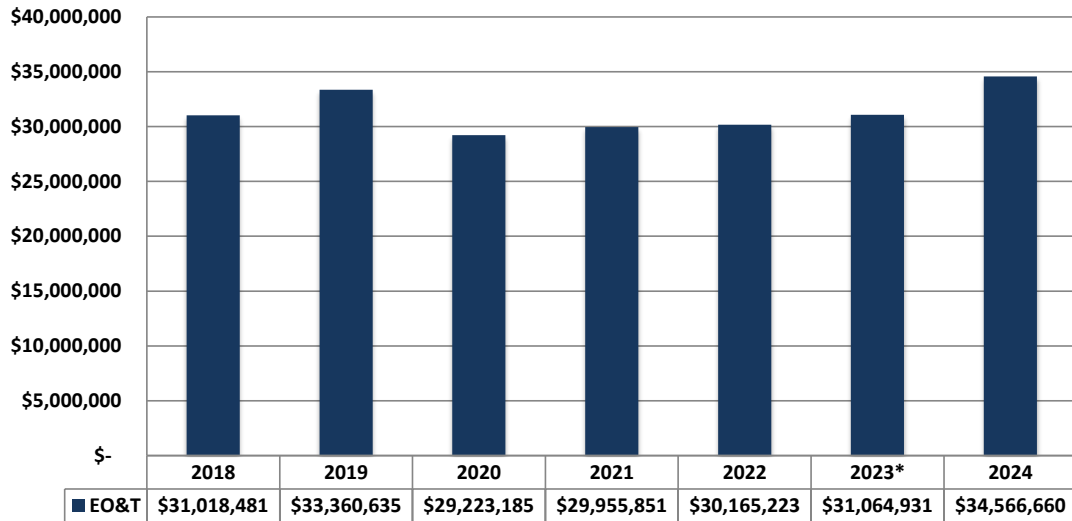
KANSAS CITY BOARD OF PUBLIC UTILITIES



2024 ANNUAL BUDGET

O&M History for Division

Electric Operations



* 9 Months Actual + 3 Months Budget

Change Since 2018	\$ 3,548,179
% Change Since 2018	11.4%
Average % change since 2018	1.9%

**BPU's Historical Division O&M costs since 2018 (Excluding Fuel & Purchase Power)
Includes: Wages, Services, Supplies, Other, (Capital is excluded)**



KANSAS CITY BOARD OF PUBLIC UTILITIES



2024 ANNUAL BUDGET



This page has been left intentionally blank.

**Operating
Budget Detail**



KANSAS CITY BOARD OF PUBLIC UTILITIES



2024 ANNUAL BUDGET

Operating Budget Details Budget Year - 2024

Electric Operations Division

Department	Account	Class / Purpose of Expenditure	2024 Amount	
1900 - EO Administration	56000 - Operation Supv and Eng-Trans	1010 - Regular Labor	196,967	
		1030 - Health Care/Medical Benefit	50,089	
		1040 - Medical Insurance-Retirees	11,464	
		1050 - Pension Benefit	16,742	
		1070 - Life Insurance Benefit	3,998	
		1080 - Unemployment Benefit	197	
		1090 - OASDI/HI (FICA)	15,068	
		1100 - Liability Insurance/Work Co	3,270	
		1110 - Compensatory Balance Reserve	2,147	
		1130 - Disability Pay Benefit	2,620	
		1180 - Long-Term Care	768	
		2160 - Travel/Training/Safety Training	5,000	
			5,000	
		2190 - Dues/Memberships/Subscription	1,500	
			Membership Dues	1,500
		2200 - Telecommunications Services	1,200	
			Cellular Charges	1,200
		4010 - Office Supplies & Materials	1,500	
			Office Supplies & Materials	1,500
	58000 - Operation Supv and Eng-Dist	1010 - Regular Labor	125,568	
		1030 - Health Care/Medical Benefit	31,932	
		1040 - Medical Insurance-Retirees	7,308	
		1050 - Pension Benefit	10,673	
		1070 - Life Insurance Benefit	2,549	
		1080 - Unemployment Benefit	126	
		1090 - OASDI/HI (FICA)	9,606	
		1100 - Liability Insurance/Work Co	2,084	
		1110 - Compensatory Balance Reserve	1,369	
		1130 - Disability Pay Benefit	1,670	
		1180 - Long-Term Care	490	
		4010 - Office Supplies & Materials	1,200	
			Office Supplies & Materials	1,200
		1900 - EO Administration - Department Total		



KANSAS CITY BOARD OF PUBLIC UTILITIES



2024 ANNUAL BUDGET

Operating Budget Details Budget Year - 2024

Electric Operations Division

Department	Account	Class / Purpose of Expenditure	2024 Amount
2000 - Electric Operations Planning	56000 - Operation Supv and Eng-Trans	1010 - Regular Labor	300,575
		1030 - Health Care/Medical Benefit	76,436
		1040 - Medical Insurance-Retirees	17,493
		1050 - Pension Benefit	25,549
		1070 - Life Insurance Benefit	6,102
		1080 - Unemployment Benefit	301
		1090 - OASDI/Hi (FICA)	22,994
		1100 - Liability Insurance/Work Co	4,990
		1110 - Compensatory Balance Reserve	3,276
		1120 - Labor Attrition-Wages	(39,152)
		1121 - Labor Attrition Burden	(21,142)
		1130 - Disability Pay Benefit	3,998
		1180 - Long-Term Care	1,172
		2160 - Travel/Training/Safety	5,000
		Training	5,000
		2190 - Dues/Memberships/Subscription	400
		Membership	400
		2200 - Telecommunications Services	100
		Cell Phone	100
		4040 - Comp/Srvr/Ntwrk Hrdwr Equip	1,000
		Computer Hardware Equipment	1,000
2000 - Electric Operations Planning - Department Total			409,091



KANSAS CITY BOARD OF PUBLIC UTILITIES



2024 ANNUAL BUDGET

Operating Budget Details Budget Year - 2024

Electric Operations Division

Department	Account	Class / Purpose of Expenditure	2024 Amount	
2100 - Transmission	56000 - Operation Supv and Eng-Trans	1010 - Regular Labor	151,425	
		1020 - Overtime/Special Pay	512	
		1030 - Health Care/Medical Benefit	38,507	
		1040 - Medical Insurance-Retirees	8,813	
		1050 - Pension Benefit	12,915	
		1070 - Life Insurance Benefit	3,074	
		1080 - Unemployment Benefit	152	
		1090 - OASDI/Hi (FICA)	11,623	
		1100 - Liability Insurance/Work Co	2,514	
		1110 - Compensatory Balance Reserve	1,651	
		1130 - Disability Pay Benefit	2,014	
		1180 - Long-Term Care	591	
		57100 - Maint of Overhead Lines-Trans	2010 - Tree Trimming Services	1,020,000
			Tree Trimming Contract(s)	1,020,000
			2200 - Telecommunications Services	10,000
	Cellular Phone Fees (7)		10,000	
	4260 - Transmission Parts & Supplies		20,000	
	Transmission Parts & Supplies		20,000	
	58000 - Operation Supv and Eng-Dist		1010 - Regular Labor	1,210,627
			1020 - Overtime/Special Pay	54,424
			1030 - Health Care/Medical Benefit	307,862
			1040 - Medical Insurance-Retirees	70,458
		1050 - Pension Benefit	107,529	
		1070 - Life Insurance Benefit	24,576	
		1080 - Unemployment Benefit	1,265	
		1090 - OASDI/Hi (FICA)	96,776	
		1100 - Liability Insurance/Work Co	20,096	
		1110 - Compensatory Balance Reserve	13,196	
		1130 - Disability Pay Benefit	16,101	
		1180 - Long-Term Care	4,721	
	58200 - Station Expenses-Dist	2200 - Telecommunications Services	4,000	
		Telecom Services	4,000	
		4170 - Electric Usage	2,600	
		4180 - Water Usage	100	
		58300 - Overhead Line Expense	1010 - Regular Labor	4,233,941
	1020 - Overtime/Special Pay		1,662,293	
	1030 - Health Care/Medical Benefit		1,076,691	
	1040 - Medical Insurance-Retirees		246,415	
	1050 - Pension Benefit		501,180	
	1070 - Life Insurance Benefit		85,949	
	1080 - Unemployment Benefit		5,896	
	1090 - OASDI/Hi (FICA)		451,062	
	1100 - Liability Insurance/Work Co		70,283	
	1110 - Compensatory Balance Reserve		46,150	



KANSAS CITY BOARD OF PUBLIC UTILITIES



2024 ANNUAL BUDGET

Operating Budget Details Budget Year - 2024

Electric Operations Division

Department	Account	Class / Purpose of Expenditure	2024 Amount	
2100 - Transmission	58300 - Overhead Line Expense	1120 - Labor Attrition-Wages	(1,601,348)	
		1121 - Labor Attrition Burden	(864,728)	
		1130 - Disability Pay Benefit	56,311	
		1180 - Long-Term Care	16,512	
		2011 - Contract Line Services	1,000	
		Contract Line Services	1,000	
		2160 - Travel/Training/Safety	20,000	
		Training	20,000	
		2190 - Dues/Memberships/Subscription	300	
		Publications Associations Dues	300	
		2200 - Telecommunications Services	2,000	
		Telecom Equipment	2,000	
		2380 - Sponsorships	200,000	
		APPA Annual Rodeo	200,000	
		4050 - Small Tools & Machinery	15,000	
		Elec Dist Inspector Tools	5,000	
		T&D Overhead Tools	10,000	
		4270 - Distribution Parts & Supplies	1,225,000	
		Distribution Line Maint. Stock	1,225,000	
		4280 - Books/Manuals/Reference	2,300	
		Books Manuals Reference	2,300	
		58400 - Underground Line Expense	1010 - Regular Labor	1,566,518
			1020 - Overtime/Special Pay	191,948
	1030 - Health Care/Medical Benefit		398,366	
	1040 - Medical Insurance-Retirees		91,171	
	1050 - Pension Benefit		149,470	
	1070 - Life Insurance Benefit		31,800	
	1080 - Unemployment Benefit		1,758	
	1090 - OASDI/HI (FICA)		134,523	
	1100 - Liability Insurance/Work Co		26,004	
	1110 - Compensatory Balance Reserve		17,075	
	1120 - Labor Attrition-Wages		(141,211)	
	1121 - Labor Attrition Burden		(76,254)	
	1130 - Disability Pay Benefit		20,835	
	1180 - Long-Term Care		6,109	
	2011 - Contract Line Services		1,000	
	Contract Line Crews		1,000	
	2150 - Janitorial Services		180,000	
	Floor Stripping & Waxing		10,300	
	Custodial Services (SC)		161,200	
	Carpet Cleaning		1,300	
	Custodial Supplies		7,200	
	2151 - Trash Disposal		23,000	
	Trash Removal (SC)		23,000	
	2160 - Travel/Training/Safety		10,000	
	Training	10,000		
	2190 - Dues/Memberships/Subscription	1,000		
IEEE/PES Membership	850			
Chamber of Commerce	150			
2240 - Building Maintenance Service	299,250			
Pest & Bird Control	3,100			



KANSAS CITY BOARD OF PUBLIC UTILITIES



2024 ANNUAL BUDGET

Operating Budget Details Budget Year - 2024

Electric Operations Division

Department	Account	Class / Purpose of Expenditure	2024 Amount
2100 - Transmission	58400 - Underground Line Expense	Building Maintenance of Building (SC)	100,000
		HVAC (SC)	77,000
		Elevator Inspection (SC)	1,550
		Roof Inspection & Warranty	17,600
		Asphalt Maintenance	100,000
		4050 - Small Tools & Machinery	15,000
		T&D Underground Tools	15,000
		4270 - Distribution Parts & Supplies	400,000
		Underground Dist Maint. Stock	400,000
		58500 - Street Light & Signal Sys Exp	4270 - Distribution Parts & Supplies
		Signal System Maintenance Stock	250,000
	58700 - Customer Installation Expense	2200 - Telecommunications Services	2,000
		Telephone Charges	2,000
		4270 - Distribution Parts & Supplies	30,000
		Troubleman Truck Stock	30,000
	58800 - Misc Distribution Expense	2200 - Telecommunications Services	3,500
		Telephone Charges	3,500
		4050 - Small Tools & Machinery	10,000
		Tools Blade Sharpening Carpenter Shop	2,000
		Tools Carpenter Shop	8,000
		4100 - Other Chemicals & Supplies	1,000
		Other Chemicals & Supplies	1,000
		4130 - Building/Structural Supplies	6,000
		Building/Structural Supplies	6,000
		4170 - Electric Usage	18,000
		4180 - Water Usage	1,000
		4210 - Safety Supplies	4,000
	Safety Supplies	4,000	
59300 - Maint of Overhead Lines-Dist	2010 - Tree Trimming Services	2,525,068	
	Tree Trimming Contract(s)	2,525,068	
59400 - Maint of Underground Lines	2210 - Clerical/Office/Tech Services	500	
	Copier Expense	500	
2100 - Transmission - Department Total			16,888,762



KANSAS CITY BOARD OF PUBLIC UTILITIES



2024 ANNUAL BUDGET

Operating Budget Details Budget Year - 2024

Electric Operations Division

Department	Account	Class / Purpose of Expenditure	2024 Amount	
2200 - Substation/Relay	56000 - Operation Supv and Eng-Trans	1010 - Regular Labor	624,230	
		1020 - Overtime/Special Pay	35,565	
		1030 - Health Care/Medical Benefit	158,742	
		1040 - Medical Insurance-Retirees	36,330	
		1050 - Pension Benefit	56,083	
		1070 - Life Insurance Benefit	12,672	
		1080 - Unemployment Benefit	660	
		1090 - OASDI/Hi (FICA)	50,474	
		1100 - Liability Insurance/Work Co	10,362	
		1110 - Compensatory Balance Reserve	6,804	
		1120 - Labor Attrition-Wages	(60,122)	
		1121 - Labor Attrition Burden	(32,466)	
		1130 - Disability Pay Benefit	8,302	
		1180 - Long-Term Care	2,434	
		5200 - NERC Reliability Compliance	5,000	
		NERC Compliance	5,000	
		57000 - Maintenance of Station Equip	4260 - Transmission Parts & Supplies	50,000
	Transmission Parts & Supplies		50,000	
	58000 - Operation Supv and Eng-Dist	1010 - Regular Labor	1,177,930	
		1020 - Overtime/Special Pay	37,897	
		1030 - Health Care/Medical Benefit	299,548	
		1040 - Medical Insurance-Retirees	68,556	
		1050 - Pension Benefit	103,345	
		1070 - Life Insurance Benefit	23,912	
		1080 - Unemployment Benefit	1,216	
		1090 - OASDI/Hi (FICA)	93,011	
		1100 - Liability Insurance/Work Co	19,554	
		1110 - Compensatory Balance Reserve	12,839	
		1120 - Labor Attrition-Wages	(145,089)	
		1121 - Labor Attrition Burden	(78,348)	
		1130 - Disability Pay Benefit	15,666	
		1180 - Long-Term Care	4,594	
		5200 - NERC Reliability Compliance	5,000	
		NERC	5,000	
		58200 - Station Expenses-Dist	2130 - Computer Hardware Maintenance	90,000
			Doble Annual Maintenance	20,000
			Cascade Annual Maintenance	30,000
			Powerbase Annual Maintenance	35,000
	RTS Annual Maintenance		5,000	
	2160 - Travel/Training/Safety		12,000	
	Training		12,000	
	2200 - Telecommunications Services		4,000	
	Cellular Phone Charges		4,000	
	2210 - Clerical/Office/Tech Services		650	
	Copier Expenses		650	
	2240 - Building Maintenance Service		9,600	
	Annual Fire Extinguisher Inspection & Repair		1,500	
Substation Building Repairs	5,600			
Substation Pest Control	2,500			



KANSAS CITY BOARD OF PUBLIC UTILITIES



2024 ANNUAL BUDGET

Operating Budget Details Budget Year - 2024

Electric Operations Division

Department	Account	Class / Purpose of Expenditure	2024 Amount
2200 - Substation/Relay	58200 - Station Expenses-Dist	2300 - Equipment Maintenance	25,000
		Substation Transformer Oil Testing	25,000
		4050 - Small Tools & Machinery	5,000
		Small Tools	5,000
		4270 - Distribution Parts & Supplies	250,000
	Distribution Substation Maint. Stock	250,000	
2200 - Substation/Relay - Department Total			3,000,953



KANSAS CITY BOARD OF PUBLIC UTILITIES



2024 ANNUAL BUDGET

Operating Budget Details Budget Year - 2024

Electric Operations Division

Department	Account	Class / Purpose of Expenditure	2024 Amount
2300 - Telecommunications	58000 - Operation Supv and Eng-Dist	1010 - Regular Labor	368,441
		1020 - Overtime/Special Pay	22,514
		1030 - Health Care/Medical Benefit	93,694
		1040 - Medical Insurance-Retirees	21,443
		1050 - Pension Benefit	33,231
		1070 - Life Insurance Benefit	7,479
		1080 - Unemployment Benefit	391
		1090 - OASDI/Hi (FICA)	29,908
		1100 - Liability Insurance/Work Co	6,116
		1110 - Compensatory Balance Reserve	4,016
		1130 - Disability Pay Benefit	4,900
		1180 - Long-Term Care	1,437
	59100 - Maint of Structures-Dist	2200 - Telecommunications Services	5,400
		Telephone Charges	5,400
	75000 - Telecommunications Clr-All	1010 - Regular Labor	476,080
		1020 - Overtime/Special Pay	12,309
		1030 - Health Care/Medical Benefit	121,067
		1040 - Medical Insurance-Retirees	27,708
		1050 - Pension Benefit	41,513
		1070 - Life Insurance Benefit	9,664
		1080 - Unemployment Benefit	488
		1090 - OASDI/Hi (FICA)	37,362
		1100 - Liability Insurance/Work Co	7,903
		1110 - Compensatory Balance Reserve	5,189
		1130 - Disability Pay Benefit	6,332
		1180 - Long-Term Care	1,857
		2160 - Travel/Training/Safety	15,000
		Radio Tech Training	15,000
		2190 - Dues/Memberships/Subscription	57,000
		Kansas One-Call (Dig Check) Electric Portion	36,000
		AVL Maintenance - Location Tech	20,000
		Membership Dues - Utilities	1,000
		2200 - Telecommunications Services	131,100
		Frequency Protection Services (Micronet)	500
		Cellular Charges (6)	4,600
		NICE Voice Products	6,000
		Marrs SUAll Services	60,000
		Marrs Infrastructure Services (Motorola)	60,000
		2210 - Clerical/Office/Tech Services	500
		Copier Expense	500
		2240 - Building Maintenance Service	50,000
		Bldg Maint	50,000
		2300 - Equipment Maintenance	80,000
		Communication Equipment Calibration	10,000
		Microwave Maintenance	25,000
		AVL Maintenance Contract	45,000
		4010 - Office Supplies & Materials	1,000
		Office Supplies	1,000



KANSAS CITY BOARD OF PUBLIC UTILITIES



2024 ANNUAL BUDGET

Operating Budget Details Budget Year - 2024

Electric Operations Division

Department	Account	Class / Purpose of Expenditure	2024 Amount
2300 - Telecommunications	75000 - Telecommunications Clr-All	4050 - Small Tools & Machinery	2,000
		Miscellaneous Tool Replacement & New Tools	2,000
		4170 - Electric Usage	1,200
		4200 - Hazardous Waste Supplies	100
		Hazardous Waste Supplies	100
		4220 - Communication Supplies	50,000
		Communication Supplies	50,000
	92100 - Office Supplies and Expenses	2131 - Computer Software Maintenance	9,000
		Office supplies	9,000
2300 - Telecommunications - Department Total			1,743,344



KANSAS CITY BOARD OF PUBLIC UTILITIES



2024 ANNUAL BUDGET

Operating Budget Details Budget Year - 2024

Electric Operations Division

Department	Account	Class / Purpose of Expenditure	2024 Amount		
2500 - Groundskeeping/Claims	58000 - Operation Supv and Eng-Dist	1010 - Regular Labor	105,357		
		1030 - Health Care/Medical Benefit	26,792		
		1040 - Medical Insurance-Retirees	6,132		
		1050 - Pension Benefit	8,955		
		1070 - Life Insurance Benefit	2,139		
		1080 - Unemployment Benefit	105		
		1090 - OASDI/HI (FICA)	8,060		
		1100 - Liability Insurance/Work Co	1,749		
		1110 - Compensatory Balance Reserve	1,148		
		1130 - Disability Pay Benefit	1,401		
		1180 - Long-Term Care	411		
		92100 - Office Supplies and Expenses	2200 - Telecommunications Services	800	
			Cellular Phone & Pager	800	
		93200 - Maintenance of General Plant	1010 - Regular Labor	1010 - Regular Labor	105,357
	1030 - Health Care/Medical Benefit			26,792	
	1040 - Medical Insurance-Retirees			6,132	
	1050 - Pension Benefit			8,955	
	1070 - Life Insurance Benefit			2,139	
	1080 - Unemployment Benefit			105	
	1090 - OASDI/HI (FICA)			8,060	
	1100 - Liability Insurance/Work Co			1,749	
	1110 - Compensatory Balance Reserve			1,148	
	1130 - Disability Pay Benefit			1,401	
	1180 - Long-Term Care			411	
	2200 - Telecommunications Services			2200 - Telecommunications Services	578
				Telephone Charges	578
	2240 - Building Maintenance Service			2240 - Building Maintenance Service	396,375
			Water Civil Eng	26,775	
			Muncie	14,962	
			Quindaro Water	6,169	
			Kaw	4,200	
			Nearman Power	53,550	
		Service Center	42,919		
		Vacant Land	8,400		
		Electric Substations	126,000		
		Water Storage & Pump Stations	34,650		
	Nearman Water	28,350			
	Quindaro Power	34,650			
	ECC	15,750			
	2500 - Groundskeeping/Claims - Department Total		722,251		



KANSAS CITY BOARD OF PUBLIC UTILITIES



2024 ANNUAL BUDGET

Operating Budget Details Budget Year - 2024

Electric Operations Division

Department	Account	Class / Purpose of Expenditure	2024 Amount	
2600 - Fleet Maintenance	80100 - Trans Clr-Personnel & General	1010 - Regular Labor	284,973	
		1020 - Overtime/Special Pay	1,692	
		1030 - Health Care/Medical Benefit	72,469	
		1040 - Medical Insurance-Retirees	16,585	
		1050 - Pension Benefit	24,367	
		1070 - Life Insurance Benefit	5,785	
		1080 - Unemployment Benefit	287	
		1090 - OASDI/Hi (FICA)	21,930	
		1100 - Liability Insurance/Work Co	4,731	
		1110 - Compensatory Balance Reserve	3,106	
		1130 - Disability Pay Benefit	3,790	
		1180 - Long-Term Care	1,111	
		80400 - Trans Clr-Muncie	1010 - Regular Labor	172,462
			1020 - Overtime/Special Pay	139,962
			1030 - Health Care/Medical Benefit	43,857
			1040 - Medical Insurance-Retirees	10,037
			1050 - Pension Benefit	26,556
			1070 - Life Insurance Benefit	3,501
	1080 - Unemployment Benefit		312	
	1090 - OASDI/Hi (FICA)		23,900	
	1100 - Liability Insurance/Work Co		2,863	
	1110 - Compensatory Balance Reserve		1,880	
	1130 - Disability Pay Benefit		2,294	
	1180 - Long-Term Care		673	
	2160 - Travel/Training/Safety		50	
	Employee Mileage		50	
	2200 - Telecommunications Services		3,217	
	Muncie		3,217	
	2240 - Building Maintenance Service		14,000	
	Muncie		14,000	
	3012 - Building Heat Fuel	1,500		
	Building Heat Fuel	1,500		
	3040 - On Road Vehicle Fuel	115,000		
	Increased fuel cost	115,000		
	4010 - Office Supplies & Materials	200		
	Office Supplies	200		
4050 - Small Tools & Machinery	25,000			
Tools New Technology	25,000			
4120 - Vehicle/Machinery Parts	300,000			
Increased parts & material & 5 year tag renewals	300,000			
4130 - Building/Structural Supplies	12,000			
Building/Structural Supplies	12,000			
4170 - Electric Usage	16,000			
4180 - Water Usage	1,200			
4280 - Books/Manuals/Reference	3,000			
Books/Manuals/Reference	3,000			
81000 - Trans Clr-Service Center	1010 - Regular Labor	1,306,505		
	1020 - Overtime/Special Pay	418,461		
	1030 - Health Care/Medical Benefit	332,244		



KANSAS CITY BOARD OF PUBLIC UTILITIES



2024 ANNUAL BUDGET

Operating Budget Details Budget Year - 2024

Electric Operations Division

Department	Account	Class / Purpose of Expenditure	2024 Amount
2600 - Fleet Maintenance	81000 - Trans Clr-Service Center	1040 - Medical Insurance-Retirees	76,039
		1050 - Pension Benefit	146,622
		1070 - Life Insurance Benefit	26,522
		1080 - Unemployment Benefit	1,725
		1090 - OASDI/HI (FICA)	131,960
		1100 - Liability Insurance/Work Co	21,688
		1110 - Compensatory Balance Reserve	14,241
		1130 - Disability Pay Benefit	17,377
		1180 - Long-Term Care	5,095
		2131 - Computer Software Maintenance	20,000
		FuelMaster Annual Contract	3,000
		TMT Annual E&M Agreement	8,500
		Fleet Diagnostic Software Annual Renewals	8,500
		2160 - Travel/Training/Safety	10,050
		Employee Mileage	50
		Travel Training	10,000
		2190 - Dues/Memberships/Subscription	1,500
		Memberships	1,500
		2200 - Telecommunications Services	2,300
		Service Center	2,300
		2240 - Building Maintenance Service	14,000
		Building Maint.	14,000
		3040 - On Road Vehicle Fuel	602,000
		On Road Vehicle Fuel	602,000
		4010 - Office Supplies & Materials	2,000
		Office Supplies & Materials	2,000
		4050 - Small Tools & Machinery	25,000
		Tool Replacements	25,000
		4120 - Vehicle/Machinery Parts	368,000
		Parts & Material & License Fees	368,000
		4130 - Building/Structural Supplies	125,000
		Building/Structural Supplies	125,000
4170 - Electric Usage	2,000		
4180 - Water Usage	500		
4280 - Books/Manuals/Reference	2,000		
Books/Manual/Trade Journals	2,000		
82000 - Trans Clr-Quindaro	4050 - Small Tools & Machinery	5,000	
	Tool Replacement	5,000	
	4120 - Vehicle/Machinery Parts	85,000	
Parts & Material & License Fees	85,000		
2600 - Fleet Maintenance - Department Total			5,123,118



KANSAS CITY BOARD OF PUBLIC UTILITIES



2024 ANNUAL BUDGET

Operating Budget Details Budget Year - 2024

Electric Operations Division

Department	Account	Class / Purpose of Expenditure	2024 Amount	
2700 - Electrical Engineering	50000 - Operation Supv & Eng-Pwr Prod	1010 - Regular Labor	169,625	
		1030 - Health Care/Medical Benefit	43,136	
		1040 - Medical Insurance-Retirees	9,872	
		1050 - Pension Benefit	14,418	
		1070 - Life Insurance Benefit	3,443	
		1080 - Unemployment Benefit	170	
		1090 - OASDI/HI (FICA)	12,976	
		1100 - Liability Insurance/Work Co	2,816	
		1110 - Compensatory Balance Reserve	1,849	
		1130 - Disability Pay Benefit	2,256	
		1180 - Long-Term Care	662	
		2160 - Travel/Training/Safety	1,000	
		Employee Mileage	1,000	
		56000 - Operation Supv and Eng-Trans	1010 - Regular Labor	434,463
			1020 - Overtime/Special Pay	45,899
	1030 - Health Care/Medical Benefit		110,484	
	1040 - Medical Insurance-Retirees		25,286	
	1050 - Pension Benefit		40,831	
	1070 - Life Insurance Benefit		8,820	
	1080 - Unemployment Benefit		480	
	1090 - OASDI/HI (FICA)		36,748	
	1100 - Liability Insurance/Work Co		7,212	
	1110 - Compensatory Balance Reserve		4,736	
	1130 - Disability Pay Benefit		5,778	
	1180 - Long-Term Care		1,694	
	2030 - Engineering Services		243,300	
	Eng. Standards		6,800	
	Engineering Studies		236,500	
	2160 - Travel/Training/Safety		21,000	
	Training		19,200	
	Employee Mileage		1,800	
	2170 - Outside Printing & Duplicating		350	
	Presentation Documents		350	
	2190 - Dues/Memberships/Subscription		3,715	
	NFPA Membership		700	
	PE License		420	
	IEEE Membership		2,100	
	ANSI Membership		495	
	2200 - Telecommunications Services		5,800	
	Phone & Cellular		5,800	
	2250 - Mailing/Shipping Services	300		
	4010 - Office Supplies & Materials	1,000		
4040 - Comp/Srvr/Ntwrk Hrdwr Equip	39,250			
Field GPS Device	10,000			
PLS-CAD Software	7,000			
Eng. Software	2,500			
Aspen Oneliner Software Maint	13,250			
Power World Software	6,000			
Kofax Paperport Pro Ent.	500			
5200 - NERC Reliability Compliance	5,000			
NERC	5,000			



KANSAS CITY BOARD OF PUBLIC UTILITIES



2024 ANNUAL BUDGET

Operating Budget Details Budget Year - 2024

Electric Operations Division

Department	Account	Class / Purpose of Expenditure	2024 Amount
2700 - Electrical Engineering	58000 - Operation Supv and Eng-Dist	1010 - Regular Labor	1,003,042
		1020 - Overtime/Special Pay	35,004
		1030 - Health Care/Medical Benefit	255,074
		1040 - Medical Insurance-Retirees	58,377
		1050 - Pension Benefit	88,234
		1070 - Life Insurance Benefit	20,362
		1080 - Unemployment Benefit	1,038
		1090 - OASDI/Hi (FICA)	79,411
		1100 - Liability Insurance/Work Co	16,650
		1110 - Compensatory Balance Reserve	10,933
		1130 - Disability Pay Benefit	13,340
		1180 - Long-Term Care	3,912
		2030 - Engineering Services	93,750
		NFPA	500
		NSPE	750
		Engineering Studies	85,000
		ANSI	2,000
		Drafting Standards	750
		IEEE Standards	1,500
		Construction Specifiers Standards	750
		Pictometry Maps	2,500
		2160 - Travel/Training/Safety	21,000
		Employee Mileage	1,800
		Training	19,200
		2330 - Right Of Way/Easements	87,000
		4010 - Office Supplies & Materials	750
		5200 - NERC Reliability Compliance	5,000
		NERC	5,000
		2130 - Computer Hardware Maintenance	30,000
		Printer Maint. Oce & HP 5500	30,000
		2160 - Travel/Training/Safety	18,800
		Employee Mileage	1,800
		Distribution Training	17,000
		2190 - Dues/Memberships/Subscription	4,200
		IEEE Dues	2,500
		Electric League	1,700
		2200 - Telecommunications Services	25,000
		Phone & Cellular	25,000
		2210 - Clerical/Office/Tech Services	6,250
		Clerical Support Functions	6,250
		2330 - Right Of Way/Easements	25,000
		Right Of Way/Easements	25,000
4010 - Office Supplies & Materials	10,000		
4040 - Comp/Srvr/Ntwrk Hrdwr Equip	108,875		
Spida Calc Software AUD	17,120		
T&D Software	3,000		
Autocad Subscription	52,665		
Spida Silk Software - AUD	12,840		
Spida Calc & Silk Configuration	15,000		
SBS-AUD Distribution Design Software for Autocad	8,250		
4280 - Books/Manuals/Reference	1,000		
	58800 - Misc Distribution Expense		
2700 - Electrical Engineering - Department Total			3,326,370



KANSAS CITY BOARD OF PUBLIC UTILITIES



2024 ANNUAL BUDGET

Operating Budget Details Budget Year - 2024

Electric Operations Division

Department	Account	Class / Purpose of Expenditure	2024 Amount
2800 - Electric Meters & Services	58600 - Meter Expense	1010 - Regular Labor	1,781,706
		1020 - Overtime/Special Pay	63,723
		1030 - Health Care/Medical Benefit	453,088
		1040 - Medical Insurance-Retirees	103,695
		1050 - Pension Benefit	156,861
		1070 - Life Insurance Benefit	36,169
		1080 - Unemployment Benefit	1,845
		1090 - OASDI/Hi (FICA)	141,175
		1100 - Liability Insurance/Work Co	29,576
		1110 - Compensatory Balance Reserve	19,421
		1120 - Labor Attrition-Wages	(106,274)
		1121 - Labor Attrition Burden	(57,388)
		1130 - Disability Pay Benefit	23,697
		1180 - Long-Term Care	6,949
		2160 - Travel/Training/Safety	15,000
		Travel and Training	7,900
		Mileage	100
		Training for Meter Tester	7,000
		2200 - Telecommunications Services	10,000
		Telecommunications	10,000
		2210 - Clerical/Office/Tech Services	45,000
		Temporary Employees	45,000
		4010 - Office Supplies & Materials	6,000
		Office Supplies	6,000
		4040 - Comp/Srvr/Ntwrk Hrdwr Equip	1,000
		Computer Hardware	1,000
		4050 - Small Tools & Machinery	5,500
		Small tools and machinery	5,500
		4110 - Clothing/Uniforms	100
		Uniforms	100
		4170 - Electric Usage	500
		4220 - Communication Supplies	750
		Communication supplies	750
		4230 - Meter Parts & Supplies	13,000
		Meter parts and supplies	13,000
2800 - Electric Meters & Services - Department Total			2,751,092



KANSAS CITY BOARD OF PUBLIC UTILITIES



2024 ANNUAL BUDGET

Operating Budget Details Budget Year - 2024

Electric Operations Division

Department	Account	Class / Purpose of Expenditure	2024 Amount	
2900 - Traffic Signals	58000 - Operation Supv and Eng-Dist	1010 - Regular Labor	415,684	
		1020 - Overtime/Special Pay	94,787	
		1030 - Health Care/Medical Benefit	105,709	
		1040 - Medical Insurance-Retirees	24,193	
		1050 - Pension Benefit	43,390	
		1070 - Life Insurance Benefit	8,438	
		1080 - Unemployment Benefit	510	
		1090 - OASDI/Hi (FICA)	39,051	
		1100 - Liability Insurance/Work Co	6,900	
		1110 - Compensatory Balance Reserve	4,531	
		1130 - Disability Pay Benefit	5,529	
		1180 - Long-Term Care	1,621	
		58500 - Street Light & Signal Sys Exp	2160 - Travel/Training/Safety Training	2,000
			2190 - Dues/Memberships/Subscription I M S A Magazine & Bulletins	750
			2200 - Telecommunications Services Telephone & Cellular	3,480
	4050 - Small Tools & Machinery Test Equipment & Tools		3,000	
	4270 - Distribution Parts & Supplies Street Lights & Traffic Signal Parts		50,000	
	4990 - Other Parts & Supplies Non Stock Parts - Signals		3,500	
	2900 - Traffic Signals - Department Total		813,074	
	Electric Operations - Division Total		35,285,160	

**Capital
Budget Summary**



KANSAS CITY BOARD OF PUBLIC UTILITIES



2024 ANNUAL BUDGET

2024 - 2028 FIVE YEAR CAPITAL BUDGET

Description	Capital Expenditures by Year					Total CIP Projects
	2024 Budget	2025 Budget	2026 Budget	2027 Budget	2028 Budget	
Electric Ops General Construction						
100631 - Electric Ops Automobiles	100,000	100,000	100,000	100,000	100,000	500,000
100632 - Electric Ops Facility Improvements	150,000	150,000	150,000	150,000	150,000	750,000
100633 - Electric Ops Furnishings & Equipment	10,000	10,000	10,000	10,000	10,000	50,000
100634 - Electric Ops Grounds	5,000	5,000	5,000	5,000	5,000	25,000
100635 - IVR and Outage Management System	5,000	5,000	5,000	5,000	5,000	25,000
100636 - Electric Ops Radio	175,000	125,000	125,000	125,000	125,000	675,000
100638 - Electric Ops Technology	100,000	100,000	100,000	100,000	100,000	500,000
100639 - Electric Ops Tools	100,000	100,000	100,000	100,000	100,000	500,000
100640 - Electric Ops Work Equipment	700,000	700,000	1,000,000	1,000,000	1,000,000	4,400,000
Total Electric Ops General Construction	1,345,000	1,295,000	1,595,000	1,595,000	1,595,000	7,425,000
Enterprise Telecommunications						
100661 - Telecommunications Technology	10,000	10,000	10,000	10,000	10,000	50,000
Total Enterprise Telecommunications	10,000	10,000	10,000	10,000	10,000	50,000
Electric Meters						
100674 - Annual Meter Program	1,000,000	1,000,000	1,000,000	1,000,000	1,000,000	5,000,000
Total Electric Meters	1,000,000	1,000,000	1,000,000	1,000,000	1,000,000	5,000,000
Electric Overhead Distribution						
100679 - Muncie OH Feeders	-	-	-	-	250,000	250,000
100686 - Speaker OH Feeders	50,000	50,000	500,000	500,000	500,000	1,600,000
100690 - OH Distribution Automation	100,000	100,000	100,000	100,000	100,000	500,000
100692 - Rosedale 161kV Sub OH Feeders	150,000	500,000	-	-	-	650,000
100694 - Piper OH Feeders - Urban	2,600,000	5,375,000	5,375,000	-	-	13,350,000
Outfitters						
100697 - Transmission Pole Replacement	500,000	500,000	500,000	500,000	500,000	2,500,000
101190 - EO Fiberglass OH Feeders	-	-	-	100,000	100,000	200,000
101245 - EO KAW West Substation Feeder Upgrade	-	-	-	50,000	500,000	550,000
104028 - Annual OH Construction	2,125,000	2,125,000	2,125,000	2,125,000	2,125,000	10,625,000
104029 - Distribution Pole Inspection Replacement	2,500,000	2,500,000	2,500,000	2,500,000	2,500,000	12,500,000
104061 - EO Downtown KCKCC Campus	50,000	250,000	-	-	-	300,000
104063 - EO Turner Diagonal West Feeder and Backbone Interconnect	-	150,000	-	-	-	150,000
104072 - EO Wolcott Feeder Rebuild – Woodlands	-	-	-	250,000	1,300,000	1,550,000
104079 - 98th St OH Feeder Relocation	475,000	-	-	-	-	475,000
104087 - Village West Pkwy Duct Bank	150,000	-	-	-	-	150,000
104078 - Cross Dock Trucking Facility - Distribution Feeder Upgrade	-	150,000	-	-	-	150,000
104086 - Maywood Feeder Realignment	50,000	750,000	-	-	-	800,000
104088 - Cernet to Village West Pkwy Duct Bank	50,000	-	1,600,000	-	-	1,650,000
104069 - EO Yards II	735,000	-	-	-	-	735,000
104102 - Nearman Feeder Extension for Holiday Sand - Gravel	275,000	-	-	-	-	275,000
104101 - EO Leavenworth Rd at Hutton Improvements	450,000	-	-	-	-	450,000



KANSAS CITY BOARD OF PUBLIC UTILITIES



2024 ANNUAL BUDGET

2024 - 2028 FIVE YEAR CAPITAL BUDGET

Description	Capital Expenditures by Year					Total CIP Projects
	2024 Budget	2025 Budget	2026 Budget	2027 Budget	2028 Budget	
104149 - Mill Street Distribution Rebuild	175,000	-	-	-	-	175,000
Total Electric Overhead Distribution	10,435,000	12,450,000	12,700,000	6,125,000	7,875,000	49,585,000
Electric Reimbursable						
100699 - Annual Reimbursable Construction	100,000	100,000	100,000	100,000	100,000	500,000
102006 - American Royal UG	5,000	-	-	-	-	5,000
104035 - Reardon Center Redevelopment	-	5,000	-	-	-	5,000
104036 - Rock Island Bridge Project	5,000	-	-	-	-	5,000
104040 - West Legends Apartment Complex #3	5,000	-	-	-	-	5,000
104041 - Woodlands	5,000	-	-	-	-	5,000
104064 - EO Homefield Development	5,000	-	-	-	-	5,000
104065 - EO Legends 267 Apartment/Entertainment	5,000	-	-	-	-	5,000
Total Electric Reimbursable	130,000	105,000	100,000	100,000	100,000	535,000
Electric Storm Expense						
100700 - Storms - Electric Repairs	1,000	1,000	1,000	1,000	1,000	5,000
Total Electric Storm Expense	1,000	1,000	1,000	1,000	1,000	5,000
Electric Substation						
100710 - Kaw West Substation 15kV Switchgear Addition	-	-	-	100,000	1,700,000	1,800,000
100711 - Speaker Substation	800,000	1,640,000	3,640,000	7,120,000	-	13,200,000
100718 - Kaw West Substation Mods for Speaker	-	-	200,000	1,000,000	-	1,200,000
100719 - Substation Breakers	75,000	225,000	225,000	-	500,000	1,025,000
100720 - Substation Relays	50,000	50,000	50,000	50,000	50,000	250,000
100721 - Substation Improvements	200,000	200,000	200,000	200,000	200,000	1,000,000
100722 - Substation Security	10,000	10,000	10,000	10,000	10,000	50,000
100723 - Substation Transformer Oil	5,000	5,000	5,000	5,000	5,000	25,000
101022 - EO Substation Battery Upgrades	25,000	25,000	25,000	25,000	25,000	125,000
103013 - EO Colgate Substation Retirement	-	-	-	-	250,000	250,000
103016 - EO Mill Street 161kV Substation	1,725,000	-	-	-	-	1,725,000
104031 - Fisher Sub - Decommission	-	200,000	-	-	-	200,000
Total Electric Substation	2,890,000	2,355,000	4,355,000	8,510,000	2,740,000	20,850,000
Electric Transmission						
100728 - Transmission Line FO Additions	175,000	100,000	100,000	100,000	100,000	575,000
100747 - Misc Transmission Projects	250,000	250,000	250,000	250,000	250,000	1,250,000
101084 - EO Victory West to Quindaro Trans Line	100,000	-	-	-	-	100,000
101088 - EO Victory West to Maywood Trans Line	100,000	-	-	-	-	100,000
104026 - 161kV Nearman - Quindaro 2nd Circuit	-	-	-	250,000	3,000,000	3,250,000
104103 - FERC 881 AAR / Transmission Line Inspections	200,000	100,000	-	-	-	300,000
Total Electric Transmission	825,000	450,000	350,000	600,000	3,350,000	5,575,000
Electric Underground Distribution						
100752 - Maywood Feeder Extension	50,000	2,000,000	-	-	-	2,050,000
100757 - Downtown UG Rebuild	500,000	-	-	-	-	500,000



KANSAS CITY BOARD OF PUBLIC UTILITIES



2024 ANNUAL BUDGET

2024 - 2028 FIVE YEAR CAPITAL BUDGET

Description	Capital Expenditures by Year					Total CIP Projects
	2024 Budget	2025 Budget	2026 Budget	2027 Budget	2028 Budget	
101261 - EO Parallel Parkway & I-435 UG Improvements	-	400,000	-	-	-	400,000
101268 - EO State Avenue and 435 UG Improvements	-	-	-	400,000	-	400,000
101269 - EO State Avenue and Village West Parkway UG Improvements	-	-	-	-	500,000	500,000
104032 - G&W Distr Switch Replacement	350,000	350,000	350,000	350,000	350,000	1,750,000
104042 - Annual UG Construction	2,000,000	2,000,000	2,000,000	2,000,000	2,000,000	10,000,000
Total Electric Underground Distribution	2,900,000	4,750,000	2,350,000	2,750,000	2,850,000	15,600,000
Electric Unified Government Projects						
100773 - Street Light Improvements	200,000	200,000	200,000	200,000	200,000	1,000,000
100774 - Traffic Signal Improvements	20,000	20,000	20,000	20,000	20,000	100,000
100776 - Unified Govt OH Construction	20,000	20,000	20,000	20,000	20,000	100,000
100777 - Unified Govt UG Distribution	20,000	20,000	20,000	20,000	20,000	100,000
104011 - EO Levee Rebuild Along Kansas River	620,000	250,000	-	-	-	870,000
Total Electric Unified Government Projects	880,000	510,000	260,000	260,000	260,000	2,170,000
Electric Transformers						
100778 - Overhead Transformers	1,200,000	800,000	800,000	800,000	800,000	4,400,000
100779 - Underground Transformers	3,000,000	1,800,000	1,800,000	1,800,000	1,800,000	10,200,000
Total Electric Transformers	4,200,000	2,600,000	2,600,000	2,600,000	2,600,000	14,600,000
Total Electric Operations	24,616,000	25,526,000	25,321,000	23,551,000	22,381,000	121,395,000



KANSAS CITY BOARD OF PUBLIC UTILITIES



2024 ANNUAL BUDGET



This page has been left intentionally blank.



KANSAS CITY BOARD OF PUBLIC UTILITIES



2024 ANNUAL BUDGET

Board of Public Utilities

2024 Proposed Budget

*Presentation for
Electric Production*

December 4, 2023

**Work Plan
Goals**



KANSAS CITY BOARD OF PUBLIC UTILITIES



2024 ANNUAL BUDGET

ELECTRIC PRODUCTION

BPU's Electric Production (EP) Division consists of four major departments, Administration, Operations, Maintenance and Engineering. EP staff works as a team to plan, operate, and maintain the utility's two power stations. The Administration Department provides future planning, oversees budgets, controls costs, and manages personnel issues. The Operations Department controls and operates the complex power stations that generate electricity for our community. The Maintenance Department provides professional maintenance supports for the power stations and other BPU facilities located throughout the county. The Engineering Department is responsible for implementing major capital improvement projects, monitoring power station efficiencies, and supporting plant O&M.

WORKPLAN GOALS AND OBJECTIVES

All departments work collectively and share responsibility for accomplishing common divisional goals.

Ongoing Divisional Priorities:

- Improve SPP market participation by minimizing operating cost, maximizing unit availability and efficiency while maintaining environmental balance.
- Improve safety programs to further mitigate incidents affecting the welfare of personnel and assets.
- Provide training programs to enhance safety, reliability and efficiency of generating units.
- Continue to evaluate manpower requirement to maximize efficiency and reliability.
- Hire and promote the most qualified personnel per company policy while maintaining fair and equitable practices.
- Develop and implement Strategic Plan initiatives as determined by the Leadership Team.
- Implement NERC Required Cyber Security and Reliability Standards.
- Ensure on going and future environmental compliance.
- Enhance the utilization of Maximo maintenance system.

Implement all 2024 authorized capital improvement projects (this is not all-inclusive), e.g.;

- N1 Steam Drum & Feedwater Instrument Upgrade
- N1 #5 High Pressure Feedwater Heater Replacement
- N1 Cooling Tower Acid Pump Improvements
- N1 Procure PJFF Bags & Cages
- N1 Procure 2nd Level SCR Catalyst Layers
- N1 ID Fan VFD Chillers Improvements
- N1 CDS Reactor Vessel Liner Repair/Replacement
- N1 AQC Air Slide Blowers
- N1 Coal Handling System Review/Repair
- N1 Steam Inert Piping Modifications
- N1 Turbine Sequential Tripping & Overspeed Protection
- CT 4 Procure Second Set of Primary/Secondary Fuel Nozzles
- CTs 2 & 3 Fuel Oil Tank Modifications
- Nearman Mechanic Shop Roof Replacement
- CTs 2 & 3 Controls Upgrade
- QC Levee Improvements per COE
- Electric Production Work Equipment
- Dogwood Capital Improvement



KANSAS CITY BOARD OF PUBLIC UTILITIES



2024 ANNUAL BUDGET



This page has been left intentionally blank.

**Summary of
Major Expenses**



KANSAS CITY BOARD OF PUBLIC UTILITIES



2024 ANNUAL BUDGET

ELECTRIC PRODUCTION SUMMARY

SUMMARY OF SPENDING BY MAJOR EXPENSE CATEGORY

	<u>2022 Actual</u>	<u>2023 Budget</u>	<u>2024 Budget</u>
OPERATING BUDGET			
Personnel Costs	\$ 15,088,904	\$ 15,313,858	\$ 15,126,956
Services	5,191,331	6,455,560	6,555,560
Fuel and Purchase Power	57,636,225	46,140,000	40,132,401
Material and Supplies	7,811,292	9,985,300	7,196,300
Other Operating Expenses	1,811	10,000	10,000
TOTAL OPERATING BUDGET	\$ 85,729,563	\$ 77,904,718	\$ 69,021,217
CAPITAL BUDGET			
Equipment & Improvements	\$ 6,348,207	\$ 8,202,612	9,690,102
Capitalized Labor	284,535	237,394	322,906
Energy Efficiency & Econ Dev Program	-	-	-
Economic Development Fund Authorization	-	-	-
Capital Lease Requirements	-	-	-
TOTAL CAPITAL BUDGET	\$ 6,632,742	\$ 8,440,006	\$ 10,013,008
DEBT SERVICE BUDGET			
Principal	\$ -	\$ -	\$ -
Interest	-	-	-
TOTAL DEBT SERVICE BUDGET	\$ -	\$ -	\$ -
Payment In Lieu Of Taxes (PILOT)	\$ -	\$ -	\$ -
TOTAL ANNUAL SPENDING	\$ 92,362,305	\$ 86,344,724	\$ 79,034,225

SPENDING BY AREA

	<u>2022 Actual</u>	<u>2023 Budget</u>	<u>2024 Budget</u>
DEPARTMENT			
Dogwood	\$ 21,007,570	\$ 14,960,100	\$ 15,443,950
Common Plant Maintenance	2,273,189	2,338,096	2,223,465
Kaw	127,158	\$104,650	104,650
Nearman	28,386,121	32,569,757	29,606,096
Nearman Fuel	33,411,306	30,950,000	23,718,484
EP Administration	2,246,621	2,556,121	2,640,517
Quindaro	831,983	1,066,000	2,915,996
Quindaro CT Fuel	4,078,357	1,800,000	2,381,067
TOTAL DEPARTMENT BUDGET	\$ 92,362,305	\$ 86,344,724	\$ 79,034,225

ALLOCATION OF SPENDING BY UTILITY REVENUES

	<u>2022 Actual</u>	<u>2023 Budget</u>	<u>2024 Budget</u>
UTILITY FUND			
Electric Utility	\$ 92,203,182	\$ 86,181,057	78,878,582
Water Utility	159,123	163,667	155,643
TOTAL UTILITY FUND	\$ 92,362,305	\$ 86,344,724	\$ 79,034,225



KANSAS CITY BOARD OF PUBLIC UTILITIES



2024 ANNUAL BUDGET



This page has been left intentionally blank.

Staffing with Positions

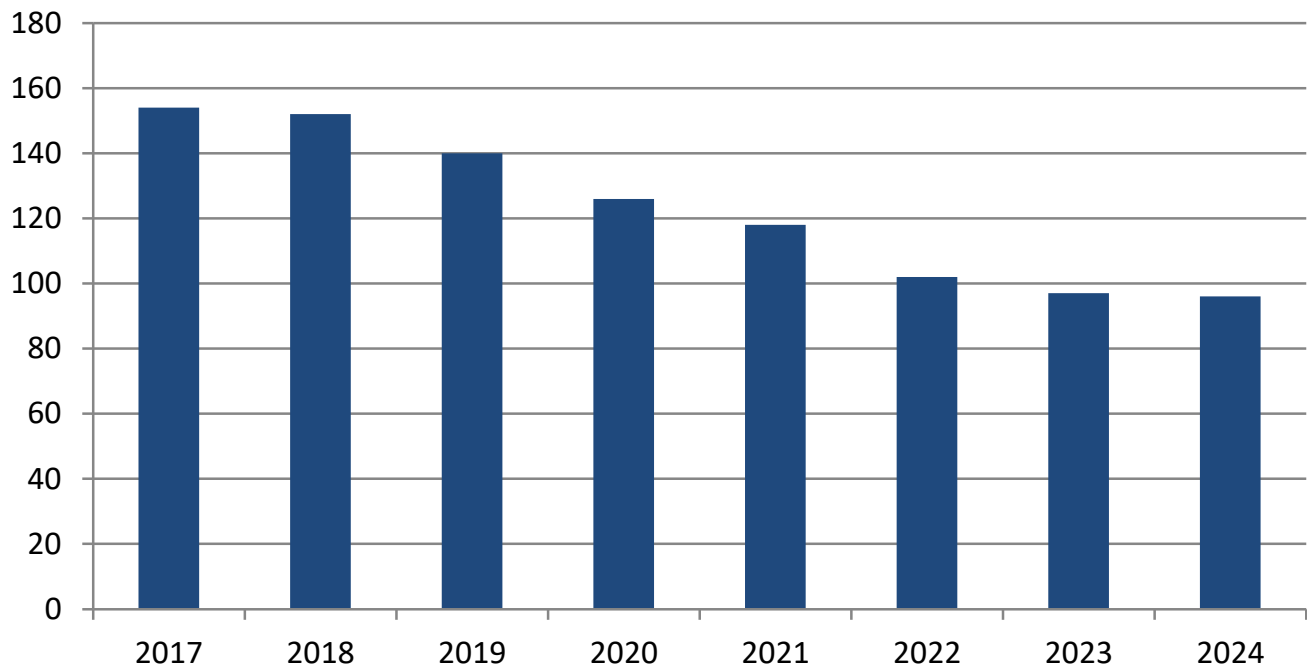


2024 Electric Production Division Staffing

The Electric Production Division recommends the following changes to their 2024 staffing:

- Move one position from department 1401 – EP Maintenance Nearman to department 1402 – EP Operations Nearman.
- Move one position from department 1500 – Common Plant Maintenance to department 1402 – EP Operations Nearman.

Electric Production





KANSAS CITY BOARD OF PUBLIC UTILITIES



2024 ANNUAL BUDGET



This page has been left intentionally blank.

**Class Summary
of Expenses**



KANSAS CITY BOARD OF PUBLIC UTILITIES



2024 ANNUAL BUDGET

Electric Production Division Summary of 2024 Budget by Class Type

Class Type	Purpose of Expenditure	2023 Approved	2024 Proposed
1010	Regular Labor	9,408,104	9,286,738
1020	Overtime/Special Pay	710,000	710,000
1030	Health Care/Medical Benefit	2,336,973	2,361,618
1040	Medical Insurance-Retirees	618,113	540,488
1050	Pension Benefit	860,039	849,723
1070	Life Insurance Benefit	155,234	188,522
1080	Unemployment Benefit	10,118	9,998
1090	OASDI/HI (FICA)	774,035	764,750
1100	Liability Insurance/Work Co	110,075	154,160
1110	Compensatory Balance Reserve	174,051	101,225
1130	Disability Pay Benefit	122,306	123,514
1180	Long-Term Care	34,810	36,220
Total Personnel Costs		15,313,858	15,126,956
2030	Engineering Services	620,000	720,000
2040	Accounting/Costing Services	12,000	12,000
2150	Janitorial Services	283,000	283,000
2151	Trash Disposal	19,550	19,550
2160	Travel/Training/Safety	145,500	145,500
2190	Dues/Memberships/Subscription	3,060	3,060
2200	Telecommunications Services	22,200	22,200
2240	Building Maintenance Service	157,000	157,000
2241	Building Maint Srvc - HVAC	282,750	282,750
2242	Building Maint Srvc - Elevator	109,000	109,000
2243	Pest & Bird Control	700	700
2244	Grounds Maintenance	33,000	33,000
2250	Mailing/Shipping Services	200	200
2340	Auxiliary Boiler Maintenance	12,500	12,500
2351	Control System Support Service	160,000	160,000
2500	Dogwood Gas Plant O&M	4,595,100	4,595,100
Total Services		6,455,560	6,555,560
3010	Main Flame Fuel	42,050,000	35,482,054
3020	Start Up Fuel	700,000	1,260,347
3025	AQC - Reagents	1,760,000	1,760,000
3030	Ash Handling	1,530,000	1,530,000
3110	Off Road Fuel	100,000	100,000
Total Fuel and Purchase Power		46,140,000	40,132,401
4010	Office Supplies & Materials	11,500	11,500
4040	Comp/Srvr/Ntwrk Hrdwr Equip	2,000	2,000
4041	Comp/Srvr/Ntwrk Sftwr & Lic	1,500	1,500
4050	Small Tools & Machinery	36,000	36,000
4100	Other Chemicals & Supplies	62,500	251,500
4110	Clothing/Uniforms	500	500
4130	Building/Structural Supplies	204,500	204,500
4131	Bldg/Strctl Supp-Leeves/Dikes	130,000	130,000
4132	Bldg/Strctl Supp-Roads/Rails	70,000	70,000
4133	Bld/Strctl Supp-Filter Srvc	21,000	21,000
4140	Plant Equipment	157,000	157,000
4160	Office Equipment	9,000	9,000
4170	Electric Usage	35,200	35,200
4180	Water Usage	610,000	610,000
4190	Environmental Supplies	16,000	16,000



KANSAS CITY BOARD OF PUBLIC UTILITIES



2024 ANNUAL BUDGET

Electric Production Division Summary of 2024 Budget by Class Type

Class Type	Purpose of Expenditure	2023 Approved	2024 Proposed
4195	- Flue Gas Treatment	325,000	325,000
4210	- Safety Supplies	46,000	46,000
4250	- General Parts & Supplies	10,000	10,000
4251	- General Parts & Supp Coal Conv	504,300	564,300
4252	- General Parts & Supp Coal Dust	6,000	6,000
4253	- General Parts & Supp Wash-Down	4,000	6,000
4280	- Books/Manuals/Reference	500	500
4300	- Boiler Maint-Forced Outages	445,000	545,000
4301	- Boiler Maint-Elec & Control	87,000	87,000
4302	- Boiler Maint-Mechanical	505,000	465,000
4303	- Boiler Maint-Motor	60,000	60,000
4304	- Boiler Maint-Steel & Duct	465,000	465,000
4305	- Boiler Maint-Coal & Ash	545,000	745,000
4306	- Boiler Maint-Boiler Cleaning	200,000	200,000
4307	- Boiler Maint-Insulation	200,000	200,000
4308	- Boiler Maint-Planned Outages	200,000	300,000
4309	- Boiler Maint-Lab Equip	71,900	71,900
4310	- Turbine Maintenance	4,092,000	632,000
4320	- Balance Of Plant Maintenance	654,600	684,600
4321	- Balance of Plant Mnt-Comp Air	19,000	19,000
4322	- Balance of Plant Mnt-Crane Svc	18,000	48,000
4323	- Balance of Plant Mnt-Comm	13,000	13,000
4324	- Balance of Plant Mnt-Pumps	19,000	19,000
4330	- Compressed Gases	125,000	125,000
4990	- Other Parts & Supplies	3,300	3,300
	Total Material and Supplies	9,985,300	7,196,300
5200	- NERC Reliability Compliance	10,000	10,000
	Total Other Operating Expenses	10,000	10,000
	Total Operating Budget	77,904,718	69,021,217
1010	- Capitalized Labor	154,146	209,674
1098	- Cap Labor Burden	83,248	113,232
2000	- Services	8,127,612	9,690,102
4000	- Supplies	75,000	-
	Total Capital Budget	8,440,006	10,013,008
	Total BPU Budget	86,344,724	79,034,225



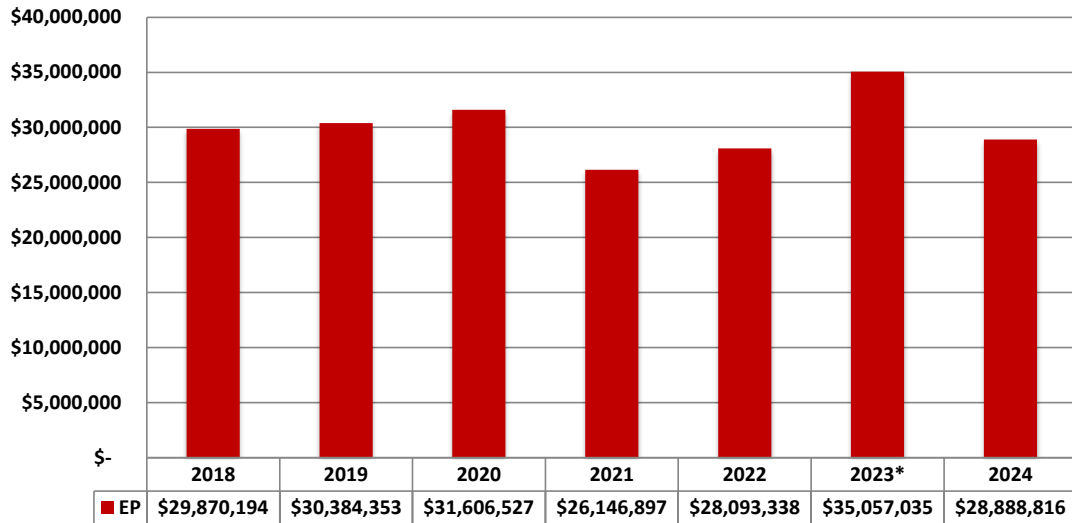
KANSAS CITY BOARD OF PUBLIC UTILITIES



2024 ANNUAL BUDGET

O&M History for Division

Electric Production



* 9 Months Actual + 3 Months Budget

Change Since 2018	\$ (981,378)
% Change Since 2018	-3.3%
Average % change since 2018	-0.5%

BPU's Historical Division O&M costs since 2018 (Excluding Fuel & Purchase Power)
Includes: Wages, Services, Supplies, Other, (Capital is excluded)



KANSAS CITY BOARD OF PUBLIC UTILITIES



2024 ANNUAL BUDGET



This page has been left intentionally blank.

**Operating
Budget Detail**



KANSAS CITY BOARD OF PUBLIC UTILITIES



2024 ANNUAL BUDGET

Operating Budget Details Budget Year - 2024

Electric Production Division

Department	Account	Class / Purpose of Expenditure	2024 Amount
1100 - EP Administration	50000 - Operation Supv & Eng-Pwr Prod	1010 - Regular Labor	582,224
		1030 - Health Care/Medical Benefit	148,060
		1040 - Medical Insurance-Retirees	33,885
		1050 - Pension Benefit	49,489
		1070 - Life Insurance Benefit	11,819
		1080 - Unemployment Benefit	582
		1090 - OASDI/Hi (FICA)	44,540
		1100 - Liability Insurance/Work Co	9,665
		1110 - Compensatory Balance Reserve	6,346
		1130 - Disability Pay Benefit	7,744
		1180 - Long-Term Care	2,271
		2160 - Travel/Training/Safety	8,000
		Riley User Group	2,500
		Training Seminars	3,000
		Supervisor Training	2,500
		2190 - Dues/Memberships/Subscription	1,860
		MOARC	1,500
		Administrative	200
		ASME Memberships	85
		Welding Society	75
		2200 - Telecommunications Services	2,700
		Telephone	1,500
		Cellular	1,200
		2250 - Mailing/Shipping Services	50
		Mailing/Shipping Services	50
		4010 - Office Supplies & Materials	1,000
		Office Supplies & Materials	1,000
		4040 - Comp/Srvr/Ntwrk Hrdwr Equip	500
		Software	250
		Accessories	250
		4160 - Office Equipment	1,000
		Office Equipment	1,000
		4990 - Other Parts & Supplies	1,700
		Presentation Materials	200
		Meeting Expenses	1,500
1100 - EP Administration - Department Total			913,436



KANSAS CITY BOARD OF PUBLIC UTILITIES



2024 ANNUAL BUDGET

Operating Budget Details Budget Year - 2024

Electric Production Division

Department	Account	Class / Purpose of Expenditure	2024 Amount
1101 - EP Admin-Maintenance	50000 - Operation Supv & Eng-Pwr Prod	1010 - Regular Labor	95,597
		1030 - Health Care/Medical Benefit	24,310
		1040 - Medical Insurance-Retirees	5,564
		1050 - Pension Benefit	8,126
		1070 - Life Insurance Benefit	1,941
		1080 - Unemployment Benefit	96
		1090 - OASDI/HI (FICA)	7,313
		1100 - Liability Insurance/Work Co	1,587
		1110 - Compensatory Balance Reserve	1,042
		1130 - Disability Pay Benefit	1,271
		1180 - Long-Term Care	373
1101 - EP Admin-Maintenance - Department Total			147,220



KANSAS CITY BOARD OF PUBLIC UTILITIES



2024 ANNUAL BUDGET

Operating Budget Details Budget Year - 2024

Electric Production Division

Department	Account	Class / Purpose of Expenditure	2024 Amount
1103 - EP Engineering-Admin	50000 - Operation Supv & Eng-Pwr Prod	1010 - Regular Labor	962,539
		1030 - Health Care/Medical Benefit	244,774
		1040 - Medical Insurance-Retirees	56,020
		1050 - Pension Benefit	81,816
		1070 - Life Insurance Benefit	19,540
		1080 - Unemployment Benefit	963
		1090 - OASDI/HI (FICA)	73,634
		1100 - Liability Insurance/Work Co	15,978
		1110 - Compensatory Balance Reserve	10,492
		1130 - Disability Pay Benefit	12,802
		1180 - Long-Term Care	3,754
		2030 - Engineering Services	70,000
		Engineering Services	60,000
		Drawings & Documents	10,000
		2040 - Accounting/Costing Services	12,000
		Coal Pile Inventories	12,000
		2160 - Travel/Training/Safety	6,000
		Riley Users Group	2,000
		Air Quality Control Seminar	2,000
		Other Conferences	2,000
		2190 - Dues/Memberships/Subscription	500
		Technical Publications	300
		Staff Dues and Memberships	200
		2200 - Telecommunications Services	3,500
		Cellular Phones	3,500
		2250 - Mailing/Shipping Services	50
		Mailing/Shipping Service	50
		4010 - Office Supplies & Materials	2,500
		Office Supplies & Materials	2,500
		4041 - Comp/Srvr/Ntwrk Sftwr & Lic	1,500
		E-Tap Software (300 buses)	1,500
		4160 - Office Equipment	500
		Office Equipment	500
4280 - Books/Manuals/Reference	500		
Books/Manuals/Reference	500		
4990 - Other Parts & Supplies	500		
Other Supplies and materials for meetings	500		
1103 - EP Engineering-Admin - Department Total			1,579,860
EP Administration - Total			2,640,515



KANSAS CITY BOARD OF PUBLIC UTILITIES



2024 ANNUAL BUDGET

Operating Budget Details Budget Year - 2024

Electric Production Division

Department	Account	Class / Purpose of Expenditure	2024 Amount
1200 - Kaw Plant Common	50000 - Operation Supv & Eng-Pwr Prod	2200 - Telecommunications Services	600
		Telephone	600
	50600 - Misc. Steam Power Expense	2150 - Janitorial Services	1,000
		Janitorial Service Monthly	1,000
		2151 - Trash Disposal	600
		Trash Services	600
		2240 - Building Maintenance Service	500
		Building Maintenance	500
		4170 - Electric Usage	200
		4320 - Balance Of Plant Maintenance	100,000
		Misc Plant Maintenance	80,000
		Coal Yard Closure	20,000
	51100 - Maint of Structures-Pwr Prod	2240 - Building Maintenance Service	1,000
		Building Repairs	1,000
2241 - Building Maint Svc - HVAC		750	
	Building Maint Svc - HVAC	750	
1200 - Kaw Plant Common - Department Total			104,650



KANSAS CITY BOARD OF PUBLIC UTILITIES



2024 ANNUAL BUDGET

Operating Budget Details Budget Year - 2024

Electric Production Division

Department	Account	Class / Purpose of Expenditure	2024 Amount	
1300 - Quindaro Common	50000 - Operation Supv & Eng-Pwr Prod	2200 - Telecommunications Services	4,000	
		Cellular Phone	1,000	
		Telephone Charges	3,000	
		2243 - Pest & Bird Control	500	
		Pest & Bird Control	500	
		4010 - Office Supplies & Materials	500	
		Office Supplies & Materials	500	
		4040 - Comp/Srvr/Ntwrk Hrdwr Equip	500	
		Software	250	
		Accessories	250	
		4160 - Office Equipment	500	
		Office Equipment	500	
		50600 - Misc. Steam Power Expense	4140 - Plant Equipment	1,000
			Plant Equipment	1,000
			4170 - Electric Usage	30,000
			4180 - Water Usage	10,000
51000 - Maintenance Supervision	4990 - Other Parts & Supplies	100		
	Meeting Expenses	100		
51400 - Maintenance-Misc Steam Plant	4140 - Plant Equipment	1,000		
	Plant Equipment	1,000		
1300 - Quindaro Common - Department Total			48,100	



KANSAS CITY BOARD OF PUBLIC UTILITIES



2024 ANNUAL BUDGET

Operating Budget Details Budget Year - 2024

Electric Production Division

Department	Account	Class / Purpose of Expenditure	2024 Amount
1301 - Quindaro Maintenance	51000 - Maintenance Supervision	4210 - Safety Supplies	500
		Safety Supplies	500
	51100 - Maint of Structures-Pwr Prod	2240 - Building Maintenance Service	65,500
		Plumbing Repairs	5,000
		Fire Protection System Annual Inspection	4,500
		Locksmith Services	1,000
		Misc Repairs for Long Term Storage	50,000
		Fire Protection Systems	5,000
		2241 - Building Maint Srvc - HVAC	5,000
		HVAC Repairs	5,000
		2242 - Building Maint Srvc - Elevator	9,000
		Stack Elevator Service Certification	7,000
		Plant Elevator Maint Annual Service Contract	2,000
		2244 - Grounds Maintenance	3,000
		Quindaro Landfill Maintenance & repairs	1,000
		Vegetation Spray - Rail & Yard	1,000
		Yards & Grounds	1,000
		4130 - Building/Structural Supplies	100,000
		Repair CTs Bldgs	10,000
		Oil Tank Berm Repairs	5,000
		Paint 1.5mg Diesel Tank (1 tank)	80,000
		Building Maint (including roofs)	5,000
		4131 - Bldg/Strctl Supp-Leeves/Dikes	80,000
		Levees/Dikes	80,000
		4133 - Bld/Strctl Supp-Filter Srvc	1,000
		Filter Services	1,000
		4320 - Balance Of Plant Maintenance	108,000
		All Pipe structures cleaning per USCOE	100,000
		Yard Piping, Valves gates	3,000
		Flood Pump Repairs	4,000
	Storeroom Inventory Parts	1,000	
	51200 - Maintenance-Boiler Plant	4304 - Boiler Maint-Steel & Duct	15,000
		Q1 & Q2 Stack Inspection/Repairs	15,000
51400 - Maintenance-Misc Steam Plant	4130 - Building/Structural Supplies	2,000	
	Misc. Lumber	2,000	
	4320 - Balance Of Plant Maintenance	2,000	
	Electrical Supplies	2,000	
	4321 - Balance of Plant Mnt-Comp Air	4,000	
	Compressed Air System	4,000	
	4322 - Balance of Plant Mnt-Crane Svc	2,000	
	Crane Services	2,000	
	4323 - Balance of Plant Mnt-Comm	1,000	
	Plant Communication	1,000	
	4324 - Balance of Plant Mnt-Pumps	2,000	
	Flood Pumps	1,000	
	Building Sump Pumps	1,000	
51500 - Maintenance-Combustion Turbine	4310 - Turbine Maintenance	150,000	
	CT2 Maintenance	75,000	
	CT3 Maintenance	75,000	
1301 - Quindaro Maintenance - Department Total			550,000



KANSAS CITY BOARD OF PUBLIC UTILITIES



2024 ANNUAL BUDGET

Operating Budget Details Budget Year - 2024

Electric Production Division

Department	Account	Class / Purpose of Expenditure	2024 Amount
1302 - Quindaro Operations	50600 - Misc. Steam Power Expense	2151 - Trash Disposal	2,700
		Trash Disposal	2,000
		Recycle Office Products	700
	51400 - Maintenance-Misc Steam Plant	4330 - Compressed Gases	5,000
		Compressed Gases	5,000
1302 - Quindaro Operations - Department Total			7,700



KANSAS CITY BOARD OF PUBLIC UTILITIES



2024 ANNUAL BUDGET

Operating Budget Details Budget Year - 2024

Electric Production Division

Department	Account	Class / Purpose of Expenditure	2024 Amount	
1303 - EP Engineering - Quindaro	50000 - Operation Supv & Eng-Pwr Prod	2030 - Engineering Services	10,000	
		Drawings & Documents	5,000	
		Field Engineering Services	5,000	
		2190 - Dues/Memberships/Subscription	200	
		Staff Dues & Memberships	100	
		Technical Publications	100	
		51200 - Maintenance-Boiler Plant	2351 - Control System Support Service	20,000
			DCS Field Service	10,000
			DCS Support Service Program	10,000
		51500 - Maintenance-Combustion Turbine	4310 - Turbine Maintenance	90,000
			CT 2&3 Non-Stock Parts & Materials	10,000
			CT2 Borescope Inspection	10,000
			CT2&3 T/G Parts from Storeroom Inventory	10,000
			CT3 Borescope Inspection	10,000
	CT2&3 Related work	50,000		
1303 - EP Engineering - Quindaro - Department Total			120,200	
Quindaro - Total			726,000	



KANSAS CITY BOARD OF PUBLIC UTILITIES



2024 ANNUAL BUDGET

Operating Budget Details Budget Year - 2024

Electric Production Division

Department	Account	Class / Purpose of Expenditure	2024 Amount
1394 - Quindaro CT 2 -Fuel	50101 - Fuel Expense Oil	3010 - Main Flame Fuel Fuel - Main Flame	1,192,862 1,192,862
1394 - Quindaro CT 2 -Fuel - Department Total			1,192,862



KANSAS CITY BOARD OF PUBLIC UTILITIES



2024 ANNUAL BUDGET

Operating Budget Details Budget Year - 2024

Electric Production Division

Department	Account	Class / Purpose of Expenditure	2024 Amount
1395 - Quindaro CT 3 - Fuel	50101 - Fuel Expense Oil	3010 - Main Flame Fuel Main Flame Fuel	1,188,205 1,188,205
1395 - Quindaro CT 3 - Fuel - Department Total			1,188,205
Quindaro CT Fuel - Total			2,381,067



KANSAS CITY BOARD OF PUBLIC UTILITIES



2024 ANNUAL BUDGET

Operating Budget Details Budget Year - 2024

Electric Production Division

Department	Account	Class / Purpose of Expenditure	2024 Amount
1400 - Nearman Common	50000 - Operation Supv & Eng-Pwr Prod	2200 - Telecommunications Services	10,000
		Cellular	2,000
		Telephones	8,000
		2243 - Pest & Bird Control	200
		Pest & Bird Control	200
		2250 - Mailing/Shipping Services	100
		Mailing/Shipping Services	100
		4010 - Office Supplies & Materials	5,000
		Office Supplies & Materials	5,000
		4040 - Comp/Srvr/Ntwrk Hrdwr Equip	1,000
		Accessories	500
		Software	500
		4160 - Office Equipment	2,000
		Office Equipment	2,000
		4990 - Other Parts & Supplies	1,000
		Meeting Expenses	1,000
		50600 - Misc. Steam Power Expense	4140 - Plant Equipment
Plant Equipment	150,000		
4170 - Electric Usage	5,000		
4180 - Water Usage	600,000		
1400 - Nearman Common - Department Total			774,300



KANSAS CITY BOARD OF PUBLIC UTILITIES



2024 ANNUAL BUDGET

Operating Budget Details Budget Year - 2024

Electric Production Division

Department	Account	Class / Purpose of Expenditure	2024 Amount
1401 - Nearman Maintenance	50104 - Fuel Expense Non-Fuel	4251 - General Parts & Supp Coal Conv	564,300
		Misc Structure Steel Repairs	50,000
		Coal Conveyors	50,000
		Conveyor 5 Impact Zone Repair	30,000
		Plow Feeder Repair	50,000
		Storeroom Inventory Parts	15,000
		Pan Feeder & Trough Replacement Qty. (6)	369,300
		4252 - General Parts & Supp Coal Dust	6,000
		Storeroom Inventory Parts	1,000
		Dust Suppression Systems	2,000
		Dust Collection	3,000
		4253 - General Parts & Supp Wash-Down	6,000
		Storeroom Inventory Parts	2,000
		Coal Wash-Down Systems	4,000
	51000 - Maintenance Supervision	1010 - Regular Labor	3,188,016
		1020 - Overtime/Special Pay	320,000
		1030 - Health Care/Medical Benefit	810,712
		1040 - Medical Insurance-Retirees	185,543
		1050 - Pension Benefit	298,181
		1070 - Life Insurance Benefit	64,717
		1080 - Unemployment Benefit	3,508
		1090 - OASDI/HI (FICA)	268,363
		1100 - Liability Insurance/Work Co	52,921
		1110 - Compensatory Balance Reserve	34,749
		1120 - Labor Attrition-Wages	(289,100)
		1121 - Labor Attrition Burden	(156,114)
		1130 - Disability Pay Benefit	42,401
		1180 - Long-Term Care	12,433
		2160 - Travel/Training/Safety	20,000
		Maint. Supervisors Travel/Training	20,000
		4210 - Safety Supplies	20,000
		Safety Supplies	20,000
	51100 - Maint of Structures-Pwr Prod	2240 - Building Maintenance Service	88,000
		Plumbing Repairs	5,000
		Annual Inspection	25,000
		Fire Protection	45,000
		Storeroom Inventory Parts	12,000
		Locksmith Services	1,000
		2241 - Building Maint Srvc - HVAC	274,000
		Repair/Replace Turbine/Galley Roof Fans	20,000
		Storeroom Inventory Parts	3,000
		HVAC Repairs	251,000
		2242 - Building Maint Srvc - Elevator	100,000
		Stack Elevator Service & Certification	25,000
		Elevator Maint	75,000
		2244 - Grounds Maintenance	30,000
		Vegetation Spray - Rail & Yard	10,000
		Yards & Grounds	10,000
		Landfill Maintenance & Repairs	10,000



KANSAS CITY BOARD OF PUBLIC UTILITIES



2024 ANNUAL BUDGET

Operating Budget Details Budget Year - 2024

Electric Production Division

Department	Account	Class / Purpose of Expenditure	2024 Amount
1401 - Nearman Maintenance	51100 - Maint of Structures-Pwr Prod	2340 - Auxiliary Boiler Maintenance	12,500
		Storeroom Inventory Parts	500
		Aux. Boiler Maint	12,000
		4130 - Building/Structural Supplies	95,000
		Roof Inspections & Repairs	50,000
		Building Structure Repairs	40,000
		Storeroom Inventory Parts	5,000
		4131 - Bldg/Strctl Supp-Leeves/Dikes	50,000
		Redo Rip Rap	50,000
		4132 - Bld/Strctl Supp-Roads/Rails	70,000
		Blg/Strctl Supp-Rail Repairs	40,000
		Blg/Strctl Supp-Road Repairs	30,000
		4133 - Bld/Strctl Supp-Filter Srvcs	20,000
		4190 - Environmental Supplies	3,500
		Storeroom Inventory Parts	1,000
		Sewage Stations	2,500
		4320 - Balance Of Plant Maintenance	27,000
		Black Start Diesel	7,000
		Storeroom Inventory Parts	5,000
		Yard Piping & Valve	5,000
		Flood Pump Insp/Repairs	10,000
	51200 - Maintenance-Boiler Plant	4190 - Environmental Supplies	12,500
		Storeroom Inventory Parts	5,000
		CEM Maintenance	7,500
		4195 - Flue Gas Treatment	325,000
		AQC Equip General Maintenance	325,000
		4300 - Boiler Maint-Forced Outages	545,000
		Boiler Tube Repairs - Forced Outages	350,000
		Storeroom Inventory Parts	35,000
		Boiler Tube Analysis/GECKO UT Inspection	140,000
		Vibration Monitoring Quarterly Checks	20,000
		4301 - Boiler Maint-Elec & Control	87,000
		Storeroom Inventory Parts	5,000
		Instrumentation	50,000
		Parts/materials for controls	5,000
		Data Acquisition System	5,000
		Boiler Control Systems	5,000
		Electrical Supplies	10,000
		PLC Control Systems	7,000
		4302 - Boiler Maint-Mechanical	465,000
		Lubrication Analysis & Monitoring	10,000
		Air Heater Seals	20,000
		Safety Valve Cert.	20,000
		Boiler Piping & Valves	75,000
		Air heater sector plates modifications	10,000
		Fans & Dampers (PA & FD)	20,000
		Pump Repairs & Replacement	230,000
		ID Fan Chiller Maint (JCI)	15,000
		Bearing Repairs	15,000
		Sootblower Systems	10,000
		Feedwater System	40,000



KANSAS CITY BOARD OF PUBLIC UTILITIES



2024 ANNUAL BUDGET

Operating Budget Details Budget Year - 2024

Electric Production Division

Department	Account	Class / Purpose of Expenditure	2024 Amount		
1401 - Nearman Maintenance	51200 - Maintenance-Boiler Plant	4303 - Boiler Maint-Motor	60,000		
		Storeroom Inventory Parts	10,000		
		Maint Motor (Parts of Boiler)	20,000		
		Spare critical motors	30,000		
		4304 - Boiler Maint-Steel & Duct	450,000		
		Expansion Joints	45,000		
		Stack Inspection & Repairs (odd years)	200,000		
		Steel for Boiler only	5,000		
		Duct & Expansion Joint Repairs	200,000		
		4305 - Boiler Maint-Coal & Ash	745,000		
		In-plant Coal Systems (Top of Bunkers & Down)	55,000		
		Bottom/Fly Ash Systems	60,000		
		Storeroom Inventory Parts	30,000		
		AQCS Ash Removal (vac cleaning)	150,000		
		Ash Removal and Associated Work	150,000		
		Bottom Ash Clinker Grinder Regasketing	200,000		
		Steam Inerting Piping Changes	100,000		
		4306 - Boiler Maint-Boiler Cleaning	200,000		
		Vacuum Service	100,000		
		Back Pass Cleaning - Decord	100,000		
		4307 - Boiler Maint-Insulation	200,000		
		Insulation Removal/Replacement	100,000		
		Scaffold	100,000		
		4308 - Boiler Maint-Planned Outages	300,000		
		Boiler Repairs - Planned Outages	300,000		
		51300 - Maintenance-Electric Plant		4320 - Balance Of Plant Maintenance	80,000
				Service Well Inspection	5,000
Cooling Tower Maint	50,000				
Storeroom Inventory Parts	15,000				
51400 - Maintenance-Misc Steam Plant		Electrical Supplies	10,000		
		2160 - Travel/Training/Safety	87,500		
		Specialized Training for Maint. Crafts	50,000		
		DCS Training	30,000		
		SCR/CDS/PAC User Groups	5,000		
		Ovation Users Group	2,500		
		4050 - Small Tools & Machinery	20,000		
		Replace/Add tools for Crafts	20,000		
		4130 - Building/Structural Supplies	7,500		
		Lumber	7,500		
		4320 - Balance Of Plant Maintenance	10,000		
		Storeroom Inventory Parts	2,000		
Electrical Supplies	8,000				
4321 - Balance of Plant Mnt-Comp Air	15,000				
Compressed Air Systems	10,000				
Storeroom Inventory Parts	5,000				
4322 - Balance of Plant Mnt-Crane Svc	45,000				
Balance of Plant Mnt-Crane Svc	15,000				
Replace 20 ton house crane aux hoist brake	30,000				



KANSAS CITY BOARD OF PUBLIC UTILITIES



2024 ANNUAL BUDGET

Operating Budget Details Budget Year - 2024

Electric Production Division

Department	Account	Class / Purpose of Expenditure	2024 Amount
1401 - Nearman Maintenance	51400 - Maintenance-Misc Steam Plant	4323 - Balance of Plant Mnt-Comm	12,000
		Plant communication	10,000
		Storeroom Inventory Parts	2,000
	51500 - Maintenance-Combustion Turbine	4324 - Balance of Plant Mnt-Pumps	17,000
		Building Sump pumps	15,000
		Storeroom Inventory Parts	2,000
	4310 - Turbine Maintenance	50,000	
	CT4 Combustion Turbine Maintenance	50,000	
1401 - Nearman Maintenance - Department Total			9,956,130



KANSAS CITY BOARD OF PUBLIC UTILITIES



2024 ANNUAL BUDGET

Operating Budget Details Budget Year - 2024

Electric Production Division

Department	Account	Class / Purpose of Expenditure	2024 Amount	
1402 - Nearman Operations	50000 - Operation Supv & Eng-Pwr Prod	1010 - Regular Labor	3,997,613	
		1020 - Overtime/Special Pay	250,000	
		1030 - Health Care/Medical Benefit	1,016,593	
		1040 - Medical Insurance-Retirees	232,661	
		1050 - Pension Benefit	361,047	
		1070 - Life Insurance Benefit	81,152	
		1080 - Unemployment Benefit	4,248	
		1090 - OASDI/Hi (FICA)	324,942	
		1100 - Liability Insurance/Work Co	66,360	
		1110 - Compensatory Balance Reserve	43,574	
		1120 - Labor Attrition-Wages	(565,939)	
		1121 - Labor Attrition Burden	(305,607)	
		1130 - Disability Pay Benefit	53,168	
		1180 - Long-Term Care	15,591	
		2160 - Travel/Training/Safety	10,000	
		Emerson, Riley, WUTAB, PAC, SCR,	3,000	
		Dry Scrubber Users Groups		
		Additional AQCS Training	5,000	
		Custom Training Operators During Major Outage	2,000	
		4010 - Office Supplies & Materials	500	
		Office Supplies & Materials	500	
		4160 - Office Equipment	5,000	
		Control Room Chairs	5,000	
		50102 - Fuel Expense Unspecified	3025 - AQC - Reagents	1,760,000
			Urea	160,000
			PAC	500,000
			Hydrated Lime	1,100,000
		50104 - Fuel Expense Non-Fuel	3030 - Ash Handling	1,530,000
			Ash handling (reclaim the existing pond)	1,530,000
			3110 - Off Road Fuel	100,000
			Off Road Fuel (dozer)	100,000
			4250 - General Parts & Supplies	10,000
			General Parts & Supplies	5,000
			Train Derailment	5,000
		50200 - Steam Expense	4100 - Other Chemicals & Supplies	251,500
			Protect 2040HP	3,500
			Nalco Eliminox Oxygen Scavenger	3,000
	Rental RO	245,000		
	4309 - Boiler Maint-Lab Equip	71,900		
	Silica Analyzer	5,000		
	Reagents and Supplies	7,000		
	Inline Instrumentation and Lab Equip	40,000		
	Boiler Inspections Samples	12,900		
	Samples - Trace Metals&Anions	5,000		
	Replacement Probes	2,000		
50600 - Misc. Steam Power Expense	2150 - Janitorial Services	282,000		
	Nearman Power-Floors	7,000		
	Nearman Power-Monthly	275,000		
	2151 - Trash Disposal	16,250		
	Trash-Disposal	15,000		
	Recycle Office Products	1,250		



KANSAS CITY BOARD OF PUBLIC UTILITIES



2024 ANNUAL BUDGET

Operating Budget Details Budget Year - 2024

Electric Production Division

Department	Account	Class / Purpose of Expenditure	2024 Amount
1402 - Nearman Operations	50600 - Misc. Steam Power Expense	4210 - Safety Supplies	25,000
		Safety Supplies	25,000
	51300 - Maintenance-Electric Plant	4320 - Balance Of Plant Maintenance	357,600
		Corrosion Inhibitor	5,000
		Cooling Tower Chemicals	350,000
51400 - Maintenance-Misc Steam Plant	4330 - Compressed Gases	CT Trasar System Probes/Maintenance	2,600
		Compressed Gases	120,000
1402 - Nearman Operations - Department Total			10,115,153



KANSAS CITY BOARD OF PUBLIC UTILITIES



2024 ANNUAL BUDGET

Operating Budget Details Budget Year - 2024

Electric Production Division

Department	Account	Class / Purpose of Expenditure	2024 Amount
1403 - EP Engineering - Nearman	50000 - Operation Supv & Eng-Pwr Prod	2030 - Engineering Services	90,000
		Professional Services - Engineering	75,000
		Drawings and Documents	15,000
		2160 - Travel/Training/Safety	11,000
		SCR/CDS Users Group	6,000
		ETAP Training	5,000
		2190 - Dues/Memberships/Subscription	500
		Dues/Memberships/Subscriptions	500
		5200 - NERC Reliability Compliance	10,000
		NERC	10,000
	51200 - Maintenance-Boiler Plant	2030 - Engineering Services	550,000
		Pumps Assessment (River, Cond, BFP)	75,000
		AQC Equip Service Agreement	350,000
		Water Chemistry Support	15,000
		N1 High Energy Systems Inspect & Monitor Program	100,000
		Field Engineering Services	10,000
		2351 - Control System Support Service	140,000
	Emerson Field Service Specialist	50,000	
	DCS Simulator Program	60,000	
	Emerson Support Service Program	30,000	
51300 - Maintenance-Electric Plant	4310 - Turbine Maintenance	190,000	
	N1 Turbine/Generator Related Services	150,000	
	N1 T/G Parts - Non-stock	25,000	
51500 - Maintenance-Combustion Turbine	N1 T/G Parts from Storeroom Inventory	15,000	
	4310 - Turbine Maintenance	152,000	
	CT4 Non-Stock Parts & Materials	30,000	
	CT4 Turbine/Generator Related Services	112,000	
	CT4 Borescope Inspection	10,000	
1403 - EP Engineering - Nearman - Department Total			1,143,500
Nearman - Total			21,989,084



KANSAS CITY BOARD OF PUBLIC UTILITIES



2024 ANNUAL BUDGET

Operating Budget Details Budget Year - 2024

Electric Production Division

Department	Account	Class / Purpose of Expenditure	2024 Amount
1491 - Nearman 1 - Fuel	50100 - Fuel Expense Coal 50101 - Fuel Expense Oil	3010 - Main Flame Fuel 3020 - Start Up Fuel	19,753,952 1,260,347
1491 - Nearman 1 - Fuel - Department Total			21,014,299



KANSAS CITY BOARD OF PUBLIC UTILITIES



2024 ANNUAL BUDGET

Operating Budget Details Budget Year - 2024

Electric Production Division

Department	Account	Class / Purpose of Expenditure	2024 Amount
1493 - Nearman CT 4 -Fuel	50101 - Fuel Expense Oil	3010 - Main Flame Fuel Main Flame Fuel	665,914 665,914
	50103 - Fuel Expense Natural Gas	3010 - Main Flame Fuel Main Flame Fuel	2,038,271 2,038,271
1493 - Nearman CT 4 -Fuel - Department Total			2,704,185
Nearman Fuel - Total			23,718,484



KANSAS CITY BOARD OF PUBLIC UTILITIES



2024 ANNUAL BUDGET

Operating Budget Details Budget Year - 2024

Electric Production Division

Department	Account	Class / Purpose of Expenditure	2024 Amount
1500 - Common Plant Maintenance	51000 - Maintenance Supervision	1010 - Regular Labor	1,315,788
		1020 - Overtime/Special Pay	140,000
		1030 - Health Care/Medical Benefit	334,605
		1040 - Medical Insurance-Retirees	76,579
		1050 - Pension Benefit	123,742
		1070 - Life Insurance Benefit	26,711
		1080 - Unemployment Benefit	1,456
		1090 - OASDI/Hi (FICA)	111,368
		1100 - Liability Insurance/Work Co	21,842
		1110 - Compensatory Balance Reserve	14,342
		1130 - Disability Pay Benefit	17,500
		1180 - Long-Term Care	5,132
	51100 - Maint of Structures-Pwr Prod	2160 - Travel/Training/Safety	3,000
		Supervisor Travel & Training	3,000
		2200 - Telecommunications Services	1,400
		Cell phones	400
		Telephones	1,000
		2240 - Building Maintenance Service	2,000
		Building Maint Svc - Minor	2,000
		2241 - Building Maint Svc - HVAC	3,000
		HVAC Maintenance	3,000
		4010 - Office Supplies & Materials	2,000
		Office Supplies & Materials	2,000
		4050 - Small Tools & Machinery	16,000
		Miscellaneous Shop consumables	5,000
		Welders' Glasses	1,000
		Add/Replace Tools	10,000
		4110 - Clothing/Uniforms	500
		Paint Shop Uniforms	500
		4140 - Plant Equipment	5,000
		Miscellaneous Consumables - Gloves, Suits, Lotions, Grease	5,000
		4210 - Safety Supplies	500
		Paint Shop Uniforms	500
		4322 - Balance of Plant Mnt-Crane Svc	1,000
		Balance of Plant Mnt-Crane Svc	1,000
1500 - Common Plant Maintenance - Department Total			2,223,464



KANSAS CITY BOARD OF PUBLIC UTILITIES



2024 ANNUAL BUDGET

Operating Budget Details Budget Year - 2024

Electric Production Division

Department	Account	Class / Purpose of Expenditure	2024 Amount
1610 - Dogwood 1	50000 - Operation Supv & Eng-Pwr Prod	2500 - Dogwood Gas Plant O&M	1,150,560
		Dogwood Variable Costs	1,150,560
	51300 - Maintenance-Electric Plant	2500 - Dogwood Gas Plant O&M	3,444,540
		Dogwood Fixed Costs	3,444,540
1610 - Dogwood 1 - Department Total			4,595,100



KANSAS CITY BOARD OF PUBLIC UTILITIES



2024 ANNUAL BUDGET

Operating Budget Details Budget Year - 2024

Electric Production Division

Department	Account	Class / Purpose of Expenditure	2024 Amount
1691 - Dogwood 1 - Fuel	50103 - Fuel Expense Natural Gas	3010 - Main Flame Fuel Dogwood Main Flame Fuel	10,642,850 10,642,850
1691 - Dogwood 1 - Fuel - Department Total			10,642,850
Dogwood - Total			15,237,950
Electric Production - Division Total			69,021,213



KANSAS CITY BOARD OF PUBLIC UTILITIES



2024 ANNUAL BUDGET



This page has been left intentionally blank.

**Capital
Budget Summary**



KANSAS CITY BOARD OF PUBLIC UTILITIES



2024 ANNUAL BUDGET

2024 - 2028 FIVE YEAR CAPITAL BUDGET

Description	Capital Expenditures by Year					Total CIP Projects
	2024 Budget	2025 Budget	2026 Budget	2027 Budget	2028 Budget	
Electric General Equipment						
104148 - Electric Production carry deck mobile crane	120,000	-	-	-	-	120,000
Total Electric General Equipment	120,000	-	-	-	-	120,000
Electric Prod General Construction						
100642 - Electric Prod Auto	25,000	25,000	25,000	25,000	25,000	125,000
100649 - Electric Prod Work Equipment	677,000	25,000	25,000	25,000	25,000	777,000
Total Electric Prod General Construction	702,000	50,000	50,000	50,000	50,000	902,000
Nearman Plant CT4						
100520 - CT4 Future Projects	-	-	-	-	400,000	400,000
104049 - CT4 Control System Upgrade	-	850,000	850,000	-	-	1,700,000
104142 - CT4 Autotune/Combustion optimization	-	-	-	500,000	-	500,000
104143 - CT4 Turbine lube oil conditioning permanent skid (varnish)	50,000	-	-	-	-	50,000
104141 - CT4 Primary and secondary spare nozzles	600,000	600,000	-	-	-	1,200,000
Total Nearman Plant CT4	650,000	1,450,000	850,000	500,000	400,000	3,850,000
Nearman Plant Unit 1						
100542 - N1 Boiler Future Projects	-	-	750,000	1,500,000	1,000,000	3,250,000
100543 - N1 Future Projects	-	-	1,100,000	1,825,000	1,500,000	4,425,000
100545 - N1 Turbine Future Projects	-	-	1,200,000	1,000,000	1,000,000	3,200,000
101188 - N1 No 5 FWH Replacement	550,000	-	-	-	-	550,000
101201 - N1 5KV Cables Replacement	-	100,000	100,000	-	-	200,000
101210 - N1 Drum & Heater Inst Upgrade	150,000	-	-	-	-	150,000
101213 - N1 MCC/Load Center Replace	200,000	20,000	-	-	-	220,000
103006 - N1 SCR Doors	-	200,000	-	-	200,000	400,000
104020 - N1 SCR Catalyst Layer	600,000	400,000	-	600,000	400,000	2,000,000
104050 - N1 AQC Air Slide Blowers	300,000	-	-	-	-	300,000
104051 - N1 Automation of SH Spray Iso Vlvs	-	-	250,000	-	-	250,000
104054 - N1 Crusher/Dryer Replacement	100,000	335,000	550,000	550,000	-	1,535,000
104089 - EP N1 Simulator WS to Ovation Upgrade	-	-	300,000	-	-	300,000
104091 - EP N1 ID Fan VFD Chillers	250,000	-	250,000	-	-	500,000
104104 - EP N1 PJFF Bags / Cages Replacement	500,000	2,000,000	-	-	-	2,500,000
104120 - EP N1 CT Acid Pumps Reconfiguration	75,000	-	-	-	-	75,000
104130 - N1 Condenser Coating	-	500,000	-	-	-	500,000
104133 - N1 Steam inert piping modification	450,000	-	-	-	-	450,000
104132 - N1 CDS Reactors Structure/Liner Repair/Replacement	1,000,000	-	-	-	-	1,000,000
104126 - N1 Control room upgrades	-	-	300,000	-	-	300,000
104131 - N1 Ovation Playback Recorder	-	-	100,000	-	-	100,000
104134 - N1 Sequential tripping turbine and overspeed	400,000	-	-	-	-	400,000
104123 - N1 Economizer ash diversion to bottom ash silo	250,000	-	-	-	-	250,000
104125 - N1 AQC transformer to 5KV bus tie	-	35,000	250,000	-	-	285,000



KANSAS CITY BOARD OF PUBLIC UTILITIES



2024 ANNUAL BUDGET

2024 - 2028 FIVE YEAR CAPITAL BUDGET

Description	Capital Expenditures by Year					Total CIP Projects
	2024 Budget	2025 Budget	2026 Budget	2027 Budget	2028 Budget	
104127 - N1 Training room upgrades	-	-	100,000	-	-	100,000
104128 - N1 Mill dampers HA,CA, Vel,	320,000	-	-	-	-	320,000
104124 - N1 BFP motor spare	-	100,000	-	-	-	100,000
104129 - N1 Control valve replacements.	250,000	300,000	-	-	-	550,000
Various						
104135 - N1 lower slope replacement	-	2,000,000	-	-	-	2,000,000
Total Nearman Plant Unit 1	5,395,000	5,990,000	5,250,000	5,475,000	4,100,000	26,210,000
Nearman Plant Common						
100549 - NC Coal Conveyor Belt - Replacement	125,000	75,000	75,000	75,000	75,000	425,000
100563 - NC Future Projects	-	-	-	650,000	825,000	1,475,000
104059 - NC Mechanic Shop Roof Replacement	150,000	-	-	-	-	150,000
104140 - NC Pan Feeder	-	-	600,000	-	-	600,000
104136 - NC Entrance gate upgrade to cantilever style	-	150,000	-	-	-	150,000
104138 - NC Quindaro machine shop relocation to Nearman	75,000	-	-	-	-	75,000
104139 - NC Coal handling equipment structural review/repairs	300,000	100,000	100,000	50,000	50,000	600,000
104137 - NC Roads and grounds improvements	100,000	50,000	50,000	50,000	50,000	300,000
Total Nearman Plant Common	750,000	375,000	825,000	825,000	1,000,000	3,775,000
Quindaro Plant CT2						
100570 - CT2 Hot Gas Path Insp	-	-	-	500,000	-	500,000
100574 - CT2 Future Projects	-	-	400,000	-	400,000	800,000
104018 - CT2 Control System Upgrade	750,000	750,000	-	-	-	1,500,000
104060 - CT2/CT3 Oil Tank Modification	300,000	-	-	-	-	300,000
104144 - CT2 Roof to protect enclosures	-	150,000	-	-	-	150,000
Total Quindaro Plant CT2	1,050,000	900,000	400,000	500,000	400,000	3,250,000
Quindaro Plant CT3						
100580 - CT3 Future Projects	-	-	250,000	400,000	400,000	1,050,000
104019 - CT3 Control System Upgrade	750,000	750,000	-	-	-	1,500,000
104145 - QC CT 2&3 Security fence, Cameras, and work area	50,000	25,000	-	-	-	75,000
104146 - CT3 Roof to protect enclosures	-	-	150,000	-	-	150,000
Total Quindaro Plant CT3	800,000	775,000	400,000	400,000	400,000	2,775,000
Quindaro Plant Common						
100610 - QC Levee Improvements per COE	340,000	340,000	340,000	340,000	340,000	1,700,000
Total Quindaro Plant Common	340,000	340,000	340,000	340,000	340,000	1,700,000
Dogwood Plant Common						
100787 - Dogwood Capital Costs	206,000	880,000	355,000	355,000	350,000	2,146,000
Total Dogwood Plant Common	206,000	880,000	355,000	355,000	350,000	2,146,000
Total Electric Production	10,013,000	10,760,000	8,470,000	8,445,000	7,040,000	44,728,000



KANSAS CITY BOARD OF PUBLIC UTILITIES



2024 ANNUAL BUDGET

Board of Public Utilities

2024 Proposed Budget

*Presentation for
Water*

December 4, 2023

**Work Plan
Goals**



KANSAS CITY BOARD OF PUBLIC UTILITIES



2024 ANNUAL BUDGET

WATER OPERATIONS

The mission of the Water Operations Division is to have available upon demand to all our customers, good quality water and to provide that water in the most efficient manner possible. The BPU's water system serves approximately 55,000 metered services within the entire area of Kansas City, Kansas, portions of suburban Wyandotte County, and a small section of Johnson County. This is accomplished through the direction of Water Processing, Water Distribution, and Civil Engineering. Water Operations key long-term priorities for 2024 and beyond are as follows:

1. Meet and/or exceed State and Federal water quality standards and maintain Partnership for Safe Drinking Water Director Award status.
2. Maintain a sustainable supply, treatment, transmission, and storage facility availability 24/7.
3. Goal to trend down main leaks/breaks below 400 per year.
4. Work on lowering our infrastructure leak index (ILI) to 3.5 by continuing to have a water main replacement program.
5. Reduce main leak response time and keep customer outages to 8 hours or less 99% of time.
6. Complete AWWA Utility Benchmarking Survey.

WORKPLAN GOALS AND OBJECTIVES

- Meet and exceed all EPA and KDHE Safe Drinking Water Regulations. Monitor new regulations and potential impact on BPU water system.
- Maximize the value and sustainability of the supply, treatment, transmission, storage systems. Inspect critical assets.
- Follow BPU Water Asset Management Business Practices.
- Continue Partnership for Safe Drinking Water programs, monitor and respond to water quality complaints.
- Continue to monitor collector wells performance to ensure future community water supply needs.
- Complete and deliver the Water Quality Report.
- Provide safety, training and educational opportunities for all employees.
- Increase revenue usage by decrease non-revenue water by continuing meter replacement program, service line replacement program, leak detection and efficient use of funds for infrastructure replacement.
- Complete the construction of 7-million-gallon reservoir and the improvements to the existing 4-million-gallon reservoir at Argentine Pumping Station.
- Bid the contract and start the construction of the new 24" transmission water main under the Kaw River at 12th Street.
- Begin the construction of replacing aging water mains using the EPA stag grant received in 2023. Approximately 6 miles of water main will be replaced this year.
- Procurement of the equipment for NWTP generator project using the grant from FEMA. The generator and switchgear have long lead times over 2 years.
- Complete the 20-year master plan for Water Operations.
- Continue AMI reports/processes for customer leak notification.
- Coordinate infrastructure replacements with city street improvement projects.
- Continue to work with wholesale customers to help support their growth and increase sales.
- Maintain safety and security of all water facilities.
- Continue with improvements to GIS for Water Distribution and Civil Engineering.
- Assist other BPU Divisions with Civil Engineering.
- Assure an effective, efficient, and quality workforce by recommending staffing, training, developing and evaluating staff in accordance with affirmative action and personnel policies.
- Continue and expand maintenance management system for Water Processing and Water Distribution.
- Continue to build-out district metering for leak detection.
- Evaluate leak detection and pipe condition assessment technology.
- Continue cathodic protection program to sustain existing water mains.
- Continue valve and hydrant asset program by performing inspections and replacements.
- Continue ongoing replacement and repair of equipment at Nearman Water Treatment Plant.
- Complete and submit the data collection of service line material to KDHE for the revised Lead and Copper Rule.
- Review Key Performance Indicators (KPI's) and compare with annual AWWA Benchmarking Report.



KANSAS CITY BOARD OF PUBLIC UTILITIES



2024 ANNUAL BUDGET



This page has been left intentionally blank.

**Summary of
Major Expenses**



KANSAS CITY BOARD OF PUBLIC UTILITIES



2024 ANNUAL BUDGET

WATER OPERATIONS SUMMARY

SUMMARY OF SPENDING BY MAJOR EXPENSE CATEGORY

	<u>2022 Actual</u>	<u>2023 Budget</u>	<u>2024 Budget</u>
OPERATING BUDGET			
Personnel Costs	\$ 13,437,599	\$ 14,131,107	\$ 15,388,621
Services	1,936,207	2,645,685	2,682,176
Fuel and Purchase Power	7,650	7,500	7,500
Material and Supplies	3,342,495	4,388,730	4,394,230
Other Operating Expenses	-	-	-
TOTAL OPERATING BUDGET	\$ 18,723,951	\$ 21,173,022	\$ 22,472,527
CAPITAL BUDGET			
Equipment & Improvements	\$ 12,712,570	\$ 22,909,572	\$ 24,924,282
Capitalized Labor	1,746,295	1,800,428	1,456,315
Energy Efficiency & Econ Dev Program	-	-	-
Economic Development Fund Authorization	-	-	-
Capital Lease Requirements	-	-	-
TOTAL CAPITAL BUDGET	\$ 14,458,865	\$ 24,710,000	\$ 26,380,597
DEBT SERVICE BUDGET			
Principal	\$ -	\$ -	\$ -
Interest	-	-	-
TOTAL DEBT SERVICE BUDGET	\$ -	\$ -	\$ -
Payment In Lieu Of Taxes (PILOT)	\$ -	\$ -	\$ -
TOTAL ANNUAL SPENDING	\$ 33,182,816	\$ 45,883,022	\$ 48,853,124

SPENDING BY AREA

	<u>2022 Actual</u>	<u>2023 Budget</u>	<u>2024 Budget</u>
DEPARTMENT			
Laboratory	\$ 955,293	\$ 1,080,559	\$ 1,105,687
Maintenance Nearman	1,432,842	1,819,084	2,696,346
Operations Nearman	2,787,283	4,177,232	4,129,302
Process Administration	1,038,461	1,513,808	1,631,121
Water Civil Engineering	2,378,139	2,886,030	3,301,079
Water Division Administration	379,105	421,408	439,631
Water Mains	19,321,318	28,907,574	28,758,185
Water Meters & Services	4,291,734	4,416,912	3,929,983
Water Services Operations	-	-	2,166,182
Water Support Services	598,641	660,415	695,608
TOTAL DEPARTMENT BUDGET	\$ 33,182,816	\$ 45,883,022	\$ 48,853,124

ALLOCATION OF SPENDING BY UTILITY REVENUES

	<u>2022 Actual</u>	<u>2023 Budget</u>	<u>2024 Budget</u>
UTILITY FUND			
Electric Utility	\$ 479,046	\$ 544,531	562,282
Water Utility	32,703,770	45,338,491	48,290,842
TOTAL UTILITY FUND	\$ 33,182,816	\$ 45,883,022	\$ 48,853,124



KANSAS CITY BOARD OF PUBLIC UTILITIES



2024 ANNUAL BUDGET



This page has been left intentionally blank.

Staffing with Positions



KANSAS CITY BOARD OF PUBLIC UTILITIES



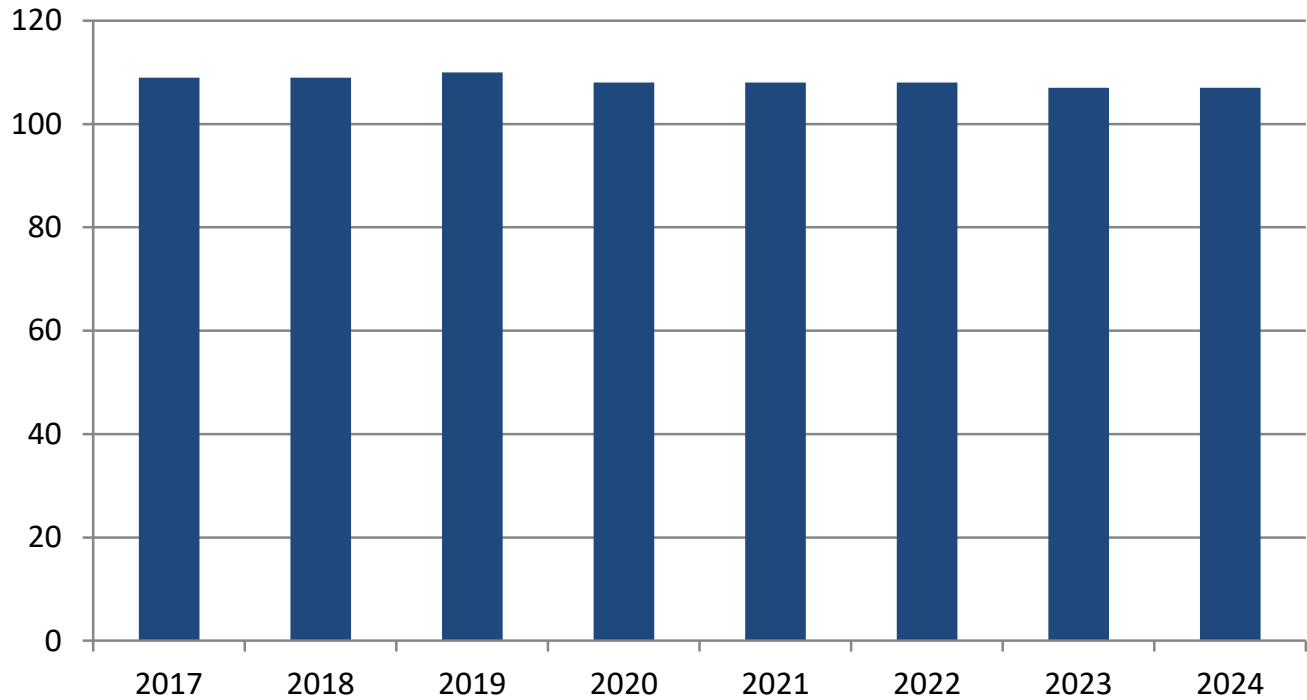
2024 ANNUAL BUDGET

2024 Water Operations Division Staffing

The Water Operations Division recommends the following change to their 2024 staffing:

- Move 8 positions from department 4200 – WO Mains to department 4300 – Water Services Operations.

Water Operations





KANSAS CITY BOARD OF PUBLIC UTILITIES



2024 ANNUAL BUDGET



This page has been left intentionally blank.

**Class Summary
of Expenses**



KANSAS CITY BOARD OF PUBLIC UTILITIES



2024 ANNUAL BUDGET

Water Division Summary of 2024 Budget by Class Type

Class Type	Purpose of Expenditure	2023 Approved	2024 Proposed
1010	Regular Labor	8,578,188	9,395,050
1020	Overtime/Special Pay	792,000	791,602
1030	Health Care/Medical Benefit	2,130,821	2,389,162
1040	Medical Insurance-Retirees	563,587	546,793
1050	Pension Benefit	796,465	865,867
1070	Life Insurance Benefit	141,540	190,721
1080	Unemployment Benefit	9,370	10,187
1090	OASDI/HI (FICA)	716,819	779,280
1100	Liability Insurance/Work Co	100,365	155,957
1110	Compensatory Balance Reserve	158,697	102,406
1130	Disability Pay Benefit	111,515	124,955
1180	Long-Term Care	31,740	36,641
Total Personnel Costs		14,131,107	15,388,621
2030	Engineering Services	120,900	116,900
2110	Environmental Services	2,000	2,000
2130	Computer Hardware Maintenance	14,700	26,000
2131	Computer Software Maintenance	64,700	64,700
2150	Janitorial Services	252,800	253,520
2151	Trash Disposal	10,900	8,157
2160	Travel/Training/Safety	64,350	71,950
2170	Outside Printing & Duplicating	10,450	10,450
2190	Dues/Memberships/Subscription	47,695	48,265
2200	Telecommunications Services	80,700	84,500
2210	Clerical/Office/Tech Services	23,500	23,500
2211	Copier Services	400	400
2220	Security Services	8,000	10,000
2240	Building Maintenance Service	252,640	260,648
2241	Building Maint Srvc - HVAC	41,900	58,446
2242	Building Maint Srvc - Elevator	6,100	4,190
2243	Pest & Bird Control	2,050	10,350
2244	Grounds Maintenance	50,500	116,000
2250	Mailing/Shipping Services	2,250	2,450
2260	Meter Testing/Protection	5,400	5,500
2300	Equipment Maintenance	199,500	212,500
2310	City Wide Yard Restoration	40,000	20,000
2320	City Street Repairs	825,000	750,000
2990	Other Professional Services	519,250	521,750
Total Services		2,645,685	2,682,176
3110	Off Road Fuel	7,500	7,500
Total Fuel and Purchase Power		7,500	7,500
4010	Office Supplies & Materials	40,700	34,400
4020	Laboratory Supplies	32,000	32,000
4030	Janitorial Supplies	4,400	2,900
4040	Comp/Srvr/Ntwrk Hrdwr Equip	59,600	59,600
4041	Comp/Srvr/Ntwrk Sftwr & Lic	11,300	18,200
4050	Small Tools & Machinery	80,000	124,000
4060	Water Treatment Chemicals	933,250	807,000
4070	Ferric Chemicals	180,000	200,000
4080	Lime/Caustic Chemicals	250,000	150,000
4090	Chlorine Chemicals	610,000	630,000
4100	Other Chemicals & Supplies	54,000	55,000



KANSAS CITY BOARD OF PUBLIC UTILITIES



2024 ANNUAL BUDGET

Water Division Summary of 2024 Budget by Class Type

Class Type	Purpose of Expenditure	2023 Approved	2024 Proposed
	Total Material and Supplies	<u>4,388,730</u>	<u>4,394,230</u>
	Total Operating Budget	<u>21,173,022</u>	<u>22,472,527</u>
1010 - Capitalized Labor		1,169,110	945,663
1098 - Cap Labor Burden		631,318	510,652
2000 - Services		22,909,572	24,524,282
4000 - Supplies		-	400,000
	Total Capital Budget	<u>24,710,000</u>	<u>26,380,597</u>
	Total BPU Budget	<u>45,883,022</u>	<u>48,853,124</u>



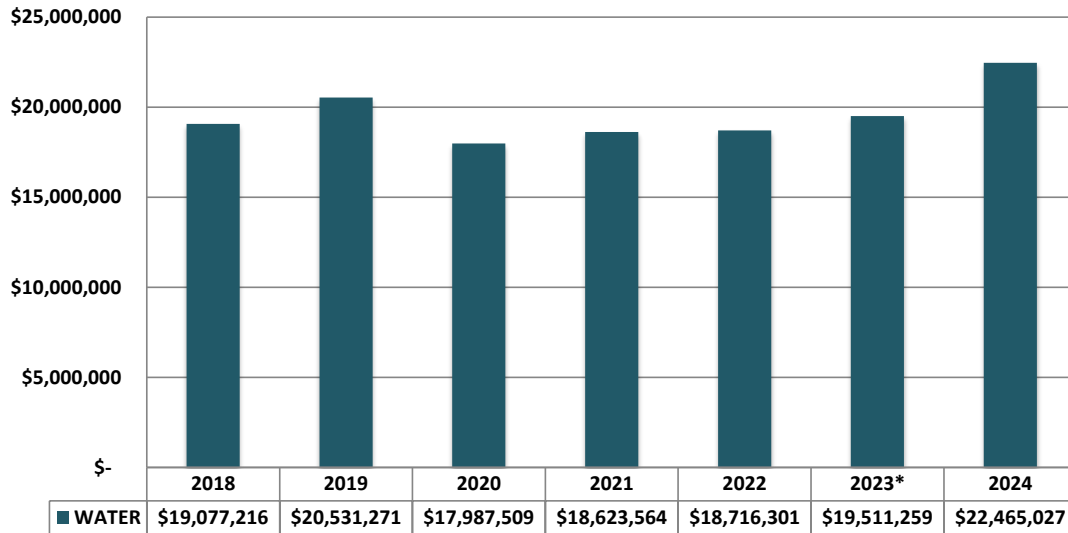
KANSAS CITY BOARD OF PUBLIC UTILITIES



2024 ANNUAL BUDGET

O&M History for Division

Water



* 9 Months Actual + 3 Months Budget

Change Since 2018	\$ 3,387,811
% Change Since 2018	17.8%
Average % change since 2018	3.0%

**BPU's Historical Division O&M costs since 2018 (Excluding Fuel & Purchase Power)
Includes: Wages, Services, Supplies, Other, (Capital is excluded)**



KANSAS CITY BOARD OF PUBLIC UTILITIES



2024 ANNUAL BUDGET



This page has been left intentionally blank.

**Operating
Budget Detail**



KANSAS CITY BOARD OF PUBLIC UTILITIES



2024 ANNUAL BUDGET

Operating Budget Details Budget Year - 2024

Water Division

Department	Account	Class / Purpose of Expenditure	2024 Amount
4500 - Water Administration	60000 - Operation	Supv & Eng-Wtr Supp	
		1010 - Regular Labor	239,030
		1030 - Health Care/Medical Benefit	60,785
		1040 - Medical Insurance-Retirees	13,912
		1050 - Pension Benefit	20,318
		1070 - Life Insurance Benefit	4,852
		1080 - Unemployment Benefit	239
		1090 - OASDI/HI (FICA)	18,286
		1100 - Liability Insurance/Work Co	3,968
		1110 - Compensatory Balance Reserve	2,605
		1130 - Disability Pay Benefit	3,179
		1180 - Long-Term Care	932
		2160 - Travel/Training/Safety	11,250
		AWWA ACE	3,500
		Water Pipeline Assessment Conference	3,500
		AMWA Conference	3,500
		KsAWWA. Conference	750
		2190 - Dues/Memberships/Subscription	27,975
		Water Research Foundation	20,600
		AMWA - Membership	5,100
		Kansas Rural Water	1,000
		ASCE - American Society of Civil Engineers - Memberships	1,275
		2200 - Telecommunications Services	2,200
		Cell Phone	1,200
		Telephone Expense	1,000
		2990 - Other Professional Services	30,000
		Consulting Services	30,000
		4010 - Office Supplies & Materials	100
		Office Supplies	100
4500 - Water Administration - Department Total			439,632



KANSAS CITY BOARD OF PUBLIC UTILITIES



2024 ANNUAL BUDGET

Operating Budget Details Budget Year - 2024

Water Division

Department	Account	Class / Purpose of Expenditure	2024 Amount
4400 - Water Support Services	67900 - Operation & Maint Exp-Sys Ctrl	1010 - Regular Labor	418,821
		1020 - Overtime/Special Pay	2,000
		1030 - Health Care/Medical Benefit	106,506
		1040 - Medical Insurance-Retirees	24,375
		1050 - Pension Benefit	35,770
		1070 - Life Insurance Benefit	8,502
		1080 - Unemployment Benefit	421
		1090 - OASDI/Hi (FICA)	32,193
		1100 - Liability Insurance/Work Co	6,952
		1110 - Compensatory Balance Reserve	4,565
		1130 - Disability Pay Benefit	5,570
		1180 - Long-Term Care	1,633
		2160 - Travel/Training/Safety	4,200
		AWWA Ace Conference	3,000
		AWWA Kansas Conference	1,200
		2190 - Dues/Memberships/Subscription	600
		Books/ Subscription	500
		AWWA Membership	100
		2200 - Telecommunications Services	1,500
		Cell Phones	1,500
		2990 - Other Professional Services	40,000
		Professional Services	40,000
		4010 - Office Supplies & Materials	500
		Office Supplies	500
		4040 - Comp/Srvr/Ntwrk Hrdwr Equip	500
		Computer Upgrades	500
		4160 - Office Equipment	1,000
		Office Equipment	1,000
4400 - Water Support Services - Department Total			695,610



KANSAS CITY BOARD OF PUBLIC UTILITIES



2024 ANNUAL BUDGET

Operating Budget Details Budget Year - 2024

Water Division

Department	Account	Class / Purpose of Expenditure	2024 Amount
4600 - Water Civil Engineering	66200 - Trans and Dist Line Expense	1010 - Regular Labor	1,624,925
		1030 - Health Care/Medical Benefit	413,218
		1040 - Medical Insurance-Retirees	94,571
		1050 - Pension Benefit	138,119
		1070 - Life Insurance Benefit	32,986
		1080 - Unemployment Benefit	1,625
		1090 - OASDI/Hi (FICA)	124,307
		1100 - Liability Insurance/Work Co	26,974
		1110 - Compensatory Balance Reserve	17,712
		1120 - Labor Attrition-Wages	(113,757)
		1121 - Labor Attrition Burden	(61,429)
		1130 - Disability Pay Benefit	21,611
		1180 - Long-Term Care	6,337
		2030 - Engineering Services	30,900
		Professional Engineering Services	30,900
		2130 - Computer Hardware Maintenance	16,000
		Oce Maintenance	15,600
		Office & Printer Supplies	400
		2131 - Computer Software Maintenance	64,700
		Midland Maint Agreement	16,400
		Geocortex Updates	16,400
		ESRI Maintenance	31,900
		2150 - Janitorial Services	25,520
		Cleaning Service	25,520
		2151 - Trash Disposal	2,057
		BFI Kansas City	2,057
		2160 - Travel/Training/Safety	17,100
		DIR KSAWWA	650
		CE to KSAWWA	650
		AWWA ACE	3,600
		Local Training	1,500
		Senior Engineer ACE	3,600
		Engr Supervisor Training	3,200
		Employee Mileage	1,500
		Staff to KSAWWA	2,400
		2170 - Outside Printing & Duplicating	1,000
		Report Reproduction	400
		Drawing Reproduction	600
		2190 - Dues/Memberships/Subscription	1,970
		ENR	350
		PE Dues	250
		AWWA Dues	1,320
		KDHE Operator License	50
		2200 - Telecommunications Services	18,400
		Engr Cell Phones	3,000
		Telephone Service	15,400
		2210 - Clerical/Office/Tech Services	16,000
		GIS Summer Intern	7,400
		Supplemental Clerical	1,200
		Engineer Summer Intern	7,400



KANSAS CITY BOARD OF PUBLIC UTILITIES



2024 ANNUAL BUDGET

Operating Budget Details Budget Year - 2024

Water Division

Department	Account	Class / Purpose of Expenditure	2024 Amount
4600 - Water Civil Engineering	66200 - Trans and Dist Line Expense	2211 - Copier Services	400
		Copier Repairs	400
		2240 - Building Maintenance Service	24,098
		Time Warner	1,352
		Garage Light Replacement to LED	6,750
		General Bldg Maintenance	11,250
		Ice Maker Service	854
		Fire System Maintenance	742
		Sewer Lift Pump Replace	3,150
		2241 - Building Maint Srvc - HVAC	18,446
		HVAC Repairs	13,500
		HVAC Maintenance Fee	4,946
		2242 - Building Maint Srvc - Elevator	890
		Elevator Service	890
		2243 - Pest & Bird Control	1,350
		Pest Control	1,350
		2244 - Grounds Maintenance	1,000
		Snow Removal	1,000
		2250 - Mailing/Shipping Services	250
		Mail Service	250
		2990 - Other Professional Services	262,250
		Locating Service Emergency	22,200
		Photo Services	1,050
		KS One Call	30,900
		Locating Service Regular	208,100
		4010 - Office Supplies & Materials	15,400
		Office Supplies & Materials	15,400
		4040 - Comp/Srvr/Ntwrk Hrdwr Equip	29,200
		Metal Detectors	3,000
		Computer Replacements	4,600
		Pressure Recorders	1,200
		Locating Equipment	19,800
		Printer Replacements	600
		4041 - Comp/Srvr/Ntwrk Sftwr & Lic	18,200
		Design Software	2,500
		ACAD License Fee	12,000
		Bentley Water Gems Maint Fee	3,700
		4160 - Office Equipment	1,500
		Office Equip	1,500
		4280 - Books/Manuals/Reference	750
		Books/Manuals/Reference	750
4600 - Water Civil Engineering - Department Total			2,894,579



KANSAS CITY BOARD OF PUBLIC UTILITIES



2024 ANNUAL BUDGET

Operating Budget Details Budget Year - 2024

Water Division

Department	Account	Class / Purpose of Expenditure	2024 Amount	
4200 - Water Mains	60000 - Operation Supv & Eng-Wtr Supp	2160 - Travel/Training/Safety	4,000	
		AWWA Kansas Section Conference	1,000	
		Training	3,000	
		2190 - Dues/Memberships/Subscription	500	
		AWWA Membership	500	
		2200 - Telecommunications Services	5,500	
		Cell Phones	5,500	
		4010 - Office Supplies & Materials	5,000	
		Office Supplies	5,000	
		4040 - Comp/Srvr/Ntwrk Hrdwr Equip	1,200	
		Desk Top Replacement	1,200	
		4160 - Office Equipment	2,000	
		Office Equipment	2,000	
		67000 - Maint Supv and Eng-T and D	1010 - Regular Labor	1,971,558
			1020 - Overtime/Special Pay	395,000
			1030 - Health Care/Medical Benefit	501,367
			1040 - Medical Insurance-Retirees	114,745
	1050 - Pension Benefit		201,157	
	1070 - Life Insurance Benefit		40,023	
	1080 - Unemployment Benefit		2,367	
	1090 - OASDI/Hi (FICA)		181,042	
	1100 - Liability Insurance/Work Co		32,728	
	1110 - Compensatory Balance Reserve		21,490	
	1130 - Disability Pay Benefit		26,222	
	1180 - Long-Term Care		7,689	
	2200 - Telecommunications Services		27,500	
	Laptop Wireless Monthly Bill (Crew)		27,500	
	2220 - Security Services		3,000	
	Security Expenses		3,000	
	67300 - Maint-Distribution-Mains		4050 - Small Tools & Machinery	7,000
		Small Tools & Equipment	7,000	
		2030 - Engineering Services	30,000	
		Engineering Services	30,000	
		2310 - City Wide Yard Restoration	20,000	
		Yard Work Restoration Contract	20,000	
		2320 - City Street Repairs	750,000	
		Street Repair Contract	750,000	
		4050 - Small Tools & Machinery	60,000	
		Small Tools & Equipment	60,000	
		4210 - Safety Supplies	35,000	
		Safety Clothes	8,000	
		Safety Supplies	7,000	
	AED's for Crew Trucks	20,000		
	67700 - Maintenance of Fire Hydrants	4270 - Distribution Parts & Supplies	1,100,000	
		Material for O&M Repairs	1,100,000	
		4270 - Distribution Parts & Supplies	25,000	
	Material for Hydrant Repair	25,000		
4200 - Water Mains - Department Total			5,571,088	



KANSAS CITY BOARD OF PUBLIC UTILITIES



2024 ANNUAL BUDGET

Operating Budget Details Budget Year - 2024

Water Division

Department	Account	Class / Purpose of Expenditure	2024 Amount
3700 - Water Meters & Services	60000 - Operation Supv & Eng-Wtr Supp	2160 - Travel/Training/Safety	3,200
		Metro Water Luncheon	200
		Safety Training	3,000
		2190 - Dues/Memberships/Subscription	500
		AWWA Dues	500
		2200 - Telecommunications Services	10,500
		Office Phones	4,400
		Cell Phones	6,100
		4010 - Office Supplies & Materials	3,000
		Office Supplies	3,000
		4040 - Comp/Srvr/Ntwrk Hrdwr Equip	500
		Repairs	250
		Desk Top	250
		1010 - Regular Labor	1,577,610
		1020 - Overtime/Special Pay	160,000
		1030 - Health Care/Medical Benefit	401,186
		1040 - Medical Insurance-Retirees	91,817
		1050 - Pension Benefit	147,697
		1070 - Life Insurance Benefit	32,025
		1080 - Unemployment Benefit	1,738
		1090 - OASDI/Hi (FICA)	132,927
		1100 - Liability Insurance/Work Co	26,188
		1110 - Compensatory Balance Reserve	17,196
		1120 - Labor Attrition-Wages	(50,803)
		1121 - Labor Attrition Burden	(27,434)
		1130 - Disability Pay Benefit	20,982
		1180 - Long-Term Care	6,153
		2260 - Meter Testing/Protection	500
		Large Meter Testing	500
		4050 - Small Tools & Machinery	12,000
		Small Tools	12,000
		4230 - Meter Parts & Supplies	50,000
		Meter Supplies	50,000
		4210 - Safety Supplies	15,000
		Safety Clothes	4,000
		Safety Supplies	11,000
		2150 - Janitorial Services	113,000
		Janitorial Contract	113,000
		2151 - Trash Disposal	4,200
		Recycling	1,750
		Trash Service	2,450
		2240 - Building Maintenance Service	32,000
	Building Maintenance	32,000	
	2241 - Building Maint Srvc - HVAC	40,000	
	Muncie Water Operations	23,500	
	Muncie Garage	16,500	
	2242 - Building Maint Srvc - Elevator	3,300	
	Elevator Service Contract	3,300	
	2243 - Pest & Bird Control	9,000	
	Garage	350	
	Muncie Water Operations	8,650	
	66300 - Meter Expense		
	66500 - Operation Labor & Exp-Wtr Dist		
	67100 - Maint-Structure & Improvement		



KANSAS CITY BOARD OF PUBLIC UTILITIES



2024 ANNUAL BUDGET

Operating Budget Details Budget Year - 2024

Water Division

Department	Account	Class / Purpose of Expenditure	2024 Amount
3700 - Water Meters & Services	67100 - Maint-Structure & Improvement	2244 - Grounds Maintenance	5,500
		Muncie	5,500
		4030 - Janitorial Supplies	500
		Janitorial Supplies	500
		4130 - Building/Structural Supplies	10,000
		Building Supplies	10,000
3700 - Water Meters & Services - Department Total			2,849,982



KANSAS CITY BOARD OF PUBLIC UTILITIES



2024 ANNUAL BUDGET

Operating Budget Details Budget Year - 2024

Water Division

Department	Account	Class / Purpose of Expenditure	2024 Amount
4300 - Water Services Operations	66500 - Operation Labor & Exp-Wtr Dist	1010 - Regular Labor	1,056,977
		1020 - Overtime/Special Pay	119,602
		1030 - Health Care/Medical Benefit	268,789
		1040 - Medical Insurance-Retirees	61,516
		1050 - Pension Benefit	100,009
		1070 - Life Insurance Benefit	21,457
		1080 - Unemployment Benefit	1,177
		1090 - OASDI/Hi (FICA)	90,008
		1100 - Liability Insurance/Work Co	17,546
		1110 - Compensatory Balance Reserve	11,521
		1130 - Disability Pay Benefit	14,058
		1180 - Long-Term Care	4,122
	60000 - Operation Supv & Eng-Wtr Supp	2990 - Other Professional Services	70,000
		Motor Repairs	25,000
		Pump Repairs	45,000
		4050 - Small Tools & Machinery	30,000
		Small Tools	30,000
		4210 - Safety Supplies	15,000
		Safety Clothes	3,000
		Safety Equipment	12,000
		4990 - Other Parts & Supplies	3,500
		Pump Station Misc.	3,500
		2160 - Travel/Training/Safety	4,000
		Metro Water Luncheon	200
	AWWA Kansas Section Conference	1,300	
	Safety Training	2,500	
	62300 - Fuel or Pwr Purch for Pumping	2190 - Dues/Memberships/Subscription	400
		AWWA Dues	400
	67100 - Maint-Structure & Improvement	2200 - Telecommunications Services	5,500
		Cell Phones	5,500
		4010 - Office Supplies & Materials	5,000
		Office Supplies	5,000
		3110 - Off Road Fuel	7,500
		Generator Fuel	7,500
		4170 - Electric Usage	130,000
		4180 - Water Usage	1,000
2244 - Grounds Maintenance		81,500	
Elevated Towers		3,500	
Pump Stations		2,000	
Reservoir and Tower Cleaning		46,000	
Vegetation Clearing	30,000		
4300 - Water Services Operations - Department Total	2300 - Equipment Maintenance	9,000	
	Generator Service Contract	3,000	
	Generator Maintenance	6,000	
	4270 - Distribution Parts & Supplies	37,000	
	Elevated Towers	8,000	
	Pump Stations	29,000	
4300 - Water Services Operations - Department Total			2,166,182



KANSAS CITY BOARD OF PUBLIC UTILITIES



2024 ANNUAL BUDGET

Operating Budget Details Budget Year - 2024

Water Division

Department	Account	Class / Purpose of Expenditure	2024 Amount
4100 - Laboratory	64000 - Operation Supv & Eng-Wtr Proc	4210 - Safety Supplies	500
		1010 - Regular Labor	533,384
	64400 - Wtr Proc Comp Equip & Supplies	1020 - Overtime/Special Pay	30,000
		1030 - Health Care/Medical Benefit	135,640
		1040 - Medical Insurance-Retirees	31,043
		1050 - Pension Benefit	47,888
		1070 - Life Insurance Benefit	10,828
		1080 - Unemployment Benefit	563
		1090 - OASDI/Hi (FICA)	43,099
		1100 - Liability Insurance/Work Co	8,854
		1110 - Compensatory Balance Reserve	5,814
		1130 - Disability Pay Benefit	7,094
		1180 - Long-Term Care	2,080
		2030 - Engineering Services	6,000
		Misc. Lab Services	1,000
		LIMS Technical Support	5,000
		2110 - Environmental Services	2,000
		Envro Disposal Lab Waste	2,000
		2130 - Computer Hardware Maintenance	4,000
		Server Support Service for Lab Application	4,000
		2160 - Travel/Training/Safety	6,350
		Wastewater Certification	200
		Water Quality Tec Confr.	2,500
		Lab Accreditation Confr	1,000
		QA/QC Officer	1,500
		Lab Staff Mileage	750
		Annual Lab Confr. Topeka	400
		2170 - Outside Printing & Duplicating	200
		Business Cards/Technical Reports	200
		2190 - Dues/Memberships/Subscription	3,000
		AWWA Dues	500
		Power Plant Subscription	1,000
		Lab Recertification	1,500
2200 - Telecommunications Services	3,500		
Cell Phone Service - Supv, Chemist, QA/QC	3,500		
2210 - Clerical/Office/Tech Services	2,500		
Training Manual Updates	2,500		
2240 - Building Maintenance Service	15,750		
Fume Hood Service	750		
Roof/HVAC Repairs	15,000		
2250 - Mailing/Shipping Services	500		
Outsource Analytical Shipping	500		
2300 - Equipment Maintenance	25,000		
DI System, 2 sets	10,000		
Hach DR6000 Colorimeter	15,000		
2990 - Other Professional Services	72,500		
Regulatory monitoring	3,000		
Lab Software Support	6,500		



KANSAS CITY BOARD OF PUBLIC UTILITIES



2024 ANNUAL BUDGET

Operating Budget Details Budget Year - 2024

Water Division

Department	Account	Class / Purpose of Expenditure	2024 Amount
4100 - Laboratory	64400 - Wtr Proc Comp Equip & Supplies	Eurofins Outsource Analytical	37,000
		Lab Analytical Report Development	3,500
		Lead/Copper	15,000
		Eurofins UCMR 5 Sample Analytical Services	7,500
		4010 - Office Supplies & Materials	1,000
		Lab Office Supplies	1,000
		4020 - Laboratory Supplies	30,000
		Misc. Lab Supplies	25,000
		QA/QC Standards	5,000
		4030 - Janitorial Supplies	200
		Lab Janitorial Supplies	200
		4040 - Comp/Srvr/Ntwrk Hrdwr Equip	5,000
		Tablet for Lab Use	5,000
		4100 - Other Chemicals & Supplies	40,000
		Process & Lab Chemicals	40,000
		4140 - Plant Equipment	13,000
		Replacement RO Units for Lab	8,000
		Autoclave	5,000
		4200 - Hazardous Waste Supplies	1,000
		Hazardous Waste Supplies	1,000
		4210 - Safety Supplies	5,000
		Lab Safety Supplies	5,000
		4230 - Meter Parts & Supplies	8,500
		Misc Lab Meter Parts	2,500
		RO Membranes	6,000
		4280 - Books/Manuals/Reference	900
		Std Method/Fed Reg Updates	900
		4330 - Compressed Gases	2,000
		Compressed Gas Lease	2,000
		4990 - Other Parts & Supplies	1,000
		Storeroom Supplies	1,000
4100 - Laboratory - Department Total			1,105,687



KANSAS CITY BOARD OF PUBLIC UTILITIES



2024 ANNUAL BUDGET

Operating Budget Details Budget Year - 2024

Water Division

Department	Account	Class / Purpose of Expenditure	2024 Amount
4000 - Process Administration	62300 - Fuel or Pwr Purch for Pumping	4170 - Electric Usage	225,000
		4180 - Water Usage	80,000
	64000 - Operation Supv & Eng-Wtr Proc	1010 - Regular Labor	427,514
		1030 - Health Care/Medical Benefit	108,717
		1040 - Medical Insurance-Retirees	24,881
		1050 - Pension Benefit	36,339
		1070 - Life Insurance Benefit	8,679
		1080 - Unemployment Benefit	428
		1090 - OASDI/Hi (FICA)	32,705
		1100 - Liability Insurance/Work Co	7,097
		1110 - Compensatory Balance Reserve	4,660
		1120 - Labor Attrition-Wages	(57,436)
		1121 - Labor Attrition Burden	(31,016)
		1130 - Disability Pay Benefit	5,686
		1180 - Long-Term Care	1,667
		2030 - Engineering Services	30,000
		Engineering Support for Chem Feed Control Panels	5,000
		Misc Plant engineering	20,000
		CAD Drawing Updates	5,000
		2150 - Janitorial Services	115,000
		Janitorial Contract	115,000
		2160 - Travel/Training/Safety	7,300
	Employee Mileage	1,000	
	Local KSAWWA Confr.	800	
	National AWWA Confr. - Director	3,000	
	Control System Training - Engr	2,500	
	2170 - Outside Printing & Duplicating	9,000	
	Water Quality Report	8,500	
	O&M Manual Reproduction	500	
	2190 - Dues/Memberships/Subscription	9,850	
	AWWA Dues - Director/Engr	300	
	Partnership for Safe Water	1,500	
	Missouri River Public Water Supply Association	5,000	
	NPDES & Tank Permits	550	
	Missouri River Gage	2,500	
	2200 - Telecommunications Services	1,400	
	Cell phone -Dir. & Engr	900	
	Telecom Expense	500	
	2210 - Clerical/Office/Tech Services	2,500	
	Clerical Assistance	2,500	
	2240 - Building Maintenance Service	9,000	
	Carpet Cleaning	6,000	
	Window Cleaning	3,000	
	2244 - Grounds Maintenance	28,000	
	Trees	8,000	
	Snow Removal	10,000	
	Mowing pipe-line easement and tree removal.	10,000	



KANSAS CITY BOARD OF PUBLIC UTILITIES



2024 ANNUAL BUDGET

Operating Budget Details Budget Year - 2024

Water Division

Department	Account	Class / Purpose of Expenditure	2024 Amount
4000 - Process Administration	64000 - Operation Supv & Eng-Wtr Proc	2990 - Other Professional Services	15,000
		Collector Well Service	10,000
		Civic Function Hosting	5,000
		4010 - Office Supplies & Materials	1,200
		Office Supplies	1,200
		4030 - Janitorial Supplies	2,000
		Admin Janitorial Supplies	2,000
		4040 - Comp/Srvr/Ntwrk Hrdwr Equip	6,200
		Network Software Support	1,200
		Wireless Communication	5,000
		4130 - Building/Structural Supplies	1,000
		Office Modifications	1,000
		4160 - Office Equipment	2,500
		New Chairs	2,500
		4210 - Safety Supplies	1,000
		Admin Safety Supplies	1,000
		4280 - Books/Manuals/Reference	250
		Text Books for Admin	250
		4990 - Other Parts & Supplies	500
		Flags & Banner	500
	64400 - Wtr Proc Comp Equip & Supplies	4040 - Comp/Srvr/Ntwrk Hrdwr Equip	7,500
		Wireless Communication	7,500
4000 - Process Administration - Department Total			1,124,119



KANSAS CITY BOARD OF PUBLIC UTILITIES



2024 ANNUAL BUDGET

Operating Budget Details Budget Year - 2024

Water Division

Department	Account	Class / Purpose of Expenditure	2024 Amount
3900 - Maintenance Nearman	65000 - Maint Supv and Eng-Wtr Proc	1010 - Regular Labor	876,298
		1020 - Overtime/Special Pay	25,000
		1030 - Health Care/Medical Benefit	222,842
		1040 - Medical Insurance-Retirees	51,001
		1050 - Pension Benefit	76,610
		1070 - Life Insurance Benefit	17,789
		1080 - Unemployment Benefit	901
		1090 - OASDI/Hi (FICA)	68,949
		1100 - Liability Insurance/Work Co	14,547
		1110 - Compensatory Balance Reserve	9,552
		1120 - Labor Attrition-Wages	(52,815)
		1121 - Labor Attrition Burden	(28,520)
		1130 - Disability Pay Benefit	11,655
		1180 - Long-Term Care	3,418
		2130 - Computer Hardware Maintenance	5,000
		Maintenance Maximo Development & Support	5,000
		2151 - Trash Disposal	1,900
		Recycle/Shred Documents	150
		Regular Trash Service	1,750
		2160 - Travel/Training/Safety	7,150
		KSAWWA	150
		Staff Safety Training	500
		Maintenance Training	2,500
		Maintenance Supervisor training	2,500
		Maintenance Certification for Back Flow	1,500
		2190 - Dues/Memberships/Subscription	2,470
		SMRP Dues	220
		CRL Certification	600
		Maintenance Certifications	1,500
		AWWA Dues	150
		2200 - Telecommunications Services	4,000
		Planner/Scheduler Phone	2,000
		Supervisor of Maint. Phone	2,000
		2210 - Clerical/Office/Tech Services	2,000
		Contract Maintenance Support	2,000
		2240 - Building Maintenance Service	179,800
		Roofing Repairs	5,000
		Door Service	25,000
		Elevator Service	9,500
		Misc Electrical & Plumbing	25,000
		Pest Control	1,100
		Rug Service	1,200
		Ice Maker / Coffee Repairs	1,000
		HVAC Annual Contract	70,000
		Switchgear Service	30,000
		Fire Sprinkler Inspection & Extinguisher Annual	2,000
		Security ADT/CCTV Service	10,000
		2250 - Mailing/Shipping Services	1,200
		Shipping for Parts to be repaired	1,200



KANSAS CITY BOARD OF PUBLIC UTILITIES



2024 ANNUAL BUDGET

Operating Budget Details Budget Year - 2024

Water Division

Department	Account	Class / Purpose of Expenditure	2024 Amount		
3900 - Maintenance Nearman	65000 - Maint Supv and Eng-Wtr Proc	2260 - Meter Testing/Protection	5,000		
		Transmitter Calibration Service	2,100		
		Fluke Meter testing	1,500		
		Scale Weight Calibration Service	700		
		Tank Level Calibration Service	700		
		2300 - Equipment Maintenance	178,500		
		Control System Services	5,000		
		Control System Support Service	15,000		
		Basin Crack Repair	5,000		
		Instrumentation Service	2,000		
		Compressed Air Service	6,000		
		Mixer & Small Pump Repair	20,000		
		Hach Instrument Cal Service	25,000		
		Chlorine Dioxide Service	50,000		
		Dehumidifier Service	25,000		
		HCW Booster Pump Repair service	1,500		
		Waste Lift Station Service	4,000		
		Chlorination System Service	5,000		
		Maintenance Mgmt Service	5,000		
		Chemical Metering Pump Service	10,000		
		2990 - Other Professional Services	32,000		
		Vibration Analysis	15,000		
		Diver Services	15,000		
		Waterlisc Membership	2,000		
		65200 - Wtr Treat Maint Equip - Wtr Proc		4010 - Office Supplies & Materials	1,200
				Office Supplies Maint	1,200
				4030 - Janitorial Supplies	200
				Misc Janitorial Supplies for Maint	200
				4040 - Comp/Srvr/Ntwrk Hrdwr Equip	4,500
				Bar Code Guns	800
				Replacement Spare Laptops	2,500
				Replacement Monitors	1,200
4050 - Small Tools & Machinery	15,000				
Vibration Analyzer	5,000				
Misc Small tools	10,000				
4120 - Vehicle/Machinery Parts	5,000				
Repair Parts Forklift & Hoists	5,000				
4130 - Building/Structural Supplies	15,000				
General Building Materials and Paint	10,000				
Lighting Upgrades	5,000				
4140 - Plant Equipment	89,200				
Replacement pH Probes	5,000				
Sample Pumps	2,000				
PLC Control System Parts	10,000				
CCTV Replacement	15,000				
Chlorine Analyzer	15,000				
Breakers & Electrical Equipment	5,000				
On-Line Instruments	5,000				
Filter Valve Repairs	5,000				
Process Instrumentation	2,000				



KANSAS CITY BOARD OF PUBLIC UTILITIES



2024 ANNUAL BUDGET

Operating Budget Details Budget Year - 2024

Water Division

Department	Account	Class / Purpose of Expenditure	2024 Amount
3900 - Maintenance Nearman	65200 - Wtr Treat Maint Equip - Wtr Proc	Sump Pumps	200
		Actiflo Mixers	10,000
		Metering pumps	15,000
		4160 - Office Equipment	3,500
		New Chairs	1,000
		Parts Cabinets & Shelves	2,500
		4210 - Safety Supplies	8,500
		Face Shields	500
		Replace Expired SCBA Tanks	6,000
		Air Masks and Face Shields	2,000
		4220 - Communication Supplies	7,500
		Wireless Communication	7,500
		4230 - Meter Parts & Supplies	11,000
		Mag Meter Parts	1,500
		PLC Calibration Equipment Parts	3,500
		Electrical Megger	5,000
		Power Supplies	1,000
		4320 - Balance Of Plant Maintenance	30,000
		Misc Plant Maint not itemized below	30,000
		4321 - Balance of Plant Mnt-Comp Air	20,000
		Air Compressor Parts	20,000
		4322 - Balance of Plant Mnt-Crane Svc	5,500
		Chlorine Feed room Crane repairs	5,500
		4323 - Balance of Plant Mnt-Comm	4,000
		BOP Maint	4,000
		4324 - Balance of Plant Mnt-Pumps	54,000
		Collector Well #1 Pump Repairs	18,000
		Collector Well #2 Pump Repairs	18,000
		High Service Pump repairs	18,000
		4325 - Balance Plant Mnt-Mechanical	45,000
		Basin & Actiflo Equipment	15,000
		Mixer & Small Pump Repair	20,000
		Yard Hydrants & Buried Valves	10,000
		4326 - Balance Plant Mnt-Electrical	55,000
		Analytical Instrument parts	10,000
		Process Instrumentation (Except Filters)	10,000
		Breakers & Electrical Equipment	15,000
		Wire & Electrical Parts	15,000
		DC Batteries	5,000
		4327 - Balance Plant Mnt-Chem Feed	25,000
		All Chemical Metering Pump parts	25,000
		4328 - Balance Plant Mnt-Risk Mngmnt	60,000
		Chlorine System Parts	50,000
		Ammonia System Parts	10,000
		4329 - Balance Plant Mnt-Filters	6,000
		Filter Valve Parts	4,000
		Instrumentation for Filters	2,000
		4990 - Other Parts & Supplies	15,000
		Parts & Supplies	15,000
3900 - Maintenance Nearman - Department Total			2,196,345



KANSAS CITY BOARD OF PUBLIC UTILITIES



2024 ANNUAL BUDGET

Operating Budget Details Budget Year - 2024

Water Division

Department	Account	Class / Purpose of Expenditure	2024 Amount
4800 - Operations Nearman	64000 - Operation Supv & Eng-Wtr Proc	1010 - Regular Labor	943,747
		1020 - Overtime/Special Pay	60,000
		1030 - Health Care/Medical Benefit	239,995
		1040 - Medical Insurance-Retirees	54,926
		1050 - Pension Benefit	85,318
		1070 - Life Insurance Benefit	19,158
		1080 - Unemployment Benefit	1,004
		1090 - OASDI/Hi (FICA)	76,787
		1100 - Liability Insurance/Work Co	15,666
		1110 - Compensatory Balance Reserve	10,287
		1130 - Disability Pay Benefit	12,552
		1180 - Long-Term Care	3,681
		2030 - Engineering Services	20,000
		Report Development	5,000
		Water Optimization Study/LCRR Revisions	15,000
		2130 - Computer Hardware Maintenance	1,000
		Development for Control System Tablets	1,000
		2160 - Travel/Training/Safety	7,400
		Operator Safety Training	400
		Regulatory & Local Training	3,500
		AWWA Conference	3,500
		2170 - Outside Printing & Duplicating	250
		Business Cards	50
		Printing O&M Manuals	200
		2190 - Dues/Memberships/Subscription	1,000
		AWWA	400
		Operator Recertification	600
		2200 - Telecommunications Services	4,500
		Telecommunication Expense - Super	4,500
		2210 - Clerical/Office/Tech Services	500
		Contract Operators	500
		2220 - Security Services	7,000
		Misc ADT & CCTV	7,000
		2250 - Mailing/Shipping Services	500
		Shipping for Process Analytical Calibration	500
		4010 - Office Supplies & Materials	2,000
		Operations Office Supplies	2,000
		4020 - Laboratory Supplies	2,000
		Operations Lab Supplies pH 4 Buffer	2,000
		4040 - Comp/Srvr/Ntwrk Hrdwr Equip	5,000
		Wide Screen Monitors	5,000
		4130 - Building/Structural Supplies	30,000
		Carpenter Materials/Supplies	10,000
		Painters Materials	20,000
		4140 - Plant Equipment	15,000
		Sulfite Analyzer	7,500
		Analytical Equipment	7,500
		4160 - Office Equipment	2,000
		Operator Chair	2,000



KANSAS CITY BOARD OF PUBLIC UTILITIES



2024 ANNUAL BUDGET

Operating Budget Details Budget Year - 2024

Water Division

Department	Account	Class / Purpose of Expenditure	2024 Amount
4800 - Operations Nearman	64000 - Operation Supv & Eng-Wtr Proc	4170 - Electric Usage	15
		4180 - Water Usage	15
		4210 - Safety Supplies	5,000
		Full Face Shields for Operators	3,000
		Misc Operations Safety Supplies	2,000
		4990 - Other Parts & Supplies	1,000
		Storeroom Supplies	1,000
	64100 - Chemical Expense	4060 - Water Treatment Chemicals	807,000
		Fluoride	62,000
		Micro Sand	5,000
		Anionic Polymer	105,000
		Phosphoric Acid	175,000
		Sodium Chlorite	275,000
		Sodium Bisulfite	110,000
		Aqua Ammonia	75,000
		4070 - Ferric Chemicals	200,000
		Ferric	200,000
		4080 - Lime/Caustic Chemicals	150,000
		Caustic	150,000
		4090 - Chlorine Chemicals	630,000
		Chlorine	630,000
		4100 - Other Chemicals & Supplies	15,000
		Analyzer Reagent	4,500
		Lab Supplies Chem Keys	5,000
		HTH	500
		Filter Fit	5,000
4800 - Operations Nearman - Department Total			3,429,300
Water - Division Total			22,472,523



KANSAS CITY BOARD OF PUBLIC UTILITIES



2024 ANNUAL BUDGET



This page has been left intentionally blank.

**Capital
Budget Summary**



KANSAS CITY BOARD OF PUBLIC UTILITIES



2024 ANNUAL BUDGET

2024 - 2028 FIVE YEAR CAPITAL BUDGET

Description	Capital Expenditures by Year					Total CIP Projects
	2024 Budget	2025 Budget	2026 Budget	2027 Budget	2028 Budget	
Water Equipment						
100792 - Water Automobiles	153,000	162,000	172,000	177,160	177,160	841,320
100793 - Water Radios	10,000	17,000	18,000	18,540	18,540	82,080
100794 - Water Tools	200,000	134,000	140,000	144,200	144,200	762,400
100795 - Water Work Equipment	600,000	630,000	661,000	680,830	680,830	3,252,660
Total Water Equipment	963,000	943,000	991,000	1,020,730	1,020,730	4,938,460
Water Facility Improvements						
100796 - Civil Engineering Facility Improvement	356,500	150,000	130,000	130,000	130,000	896,500
100797 - Water Oper Facility Improvement	345,000	310,000	350,000	175,000	175,000	1,355,000
100798 - Water Prod Facility Improvement	330,000	90,000	55,000	170,000	160,000	805,000
Total Water Facility Improvements	1,031,500	550,000	535,000	475,000	465,000	3,056,500
Water Furnishings and Equipment						
100799 - Civil Engineering Furnishings & Equipment	25,000	25,000	25,000	25,000	25,000	125,000
100800 - Water Oper Furnishings & Equipment	17,000	18,000	19,000	20,000	20,000	94,000
100801 - Water Prod Furnishings & Equipment	30,000	100,000	25,000	10,000	10,000	175,000
Total Water Furnishings and Equipment	72,000	143,000	69,000	55,000	55,000	394,000
Water Grounds						
100802 - Civil Engineering Grounds	15,000	8,000	8,000	8,000	8,000	47,000
100803 - Water Operations Grounds	165,000	170,000	175,000	180,000	180,000	870,000
100804 - Water Production Grounds	117,000	17,000	105,000	25,000	25,000	289,000
Total Water Grounds	297,000	195,000	288,000	213,000	213,000	1,206,000
Water Technology						
100805 - Civil Engineering Technology	10,000	10,000	10,000	10,000	10,000	50,000
100806 - Water Operations Technology	20,000	55,000	60,000	61,800	61,800	258,600
100807 - Water Production Technology	5,000	5,000	5,000	5,000	5,000	25,000
Total Water Technology	35,000	70,000	75,000	76,800	76,800	333,600
Reimbursable Water Mains						
100813 - Water Main Adjustment-Billable	7,100	7,200	7,200	7,300	7,300	36,100
100814 - Water Development Main Expense	370,000	370,500	370,500	375,500	375,500	1,862,000
Total Reimbursable Water Mains	377,100	377,700	377,700	382,800	382,800	1,898,100
Water Distribution						
100821 - Water Distrib System Relocations	280,000	285,000	290,000	298,700	298,700	1,452,400
100822 - Water Distrib System Improvements	400,000	1,310,000	1,320,000	1,360,000	1,360,000	5,750,000
100823 - UG/CMIP Water Distrib Projects	1,300,000	1,350,000	1,350,000	1,390,000	1,390,000	6,780,000
100824 - Water Distrib Valve Improvements	600,000	805,000	834,000	862,000	862,000	3,963,000
100826 - Water Distrib Fire Hydrant Program	552,000	580,000	609,000	625,000	625,000	2,991,000
100827 - Water Distrib Master Plan Improvements	300,000	-	-	-	-	300,000
101222 - Non Revenue Water Leak Detection	25,000	500,000	500,000	515,000	515,000	2,055,000
102001 - Water Distrib 12 Inch Main 36th Ave State Line to Rainbow Blvd	350,000	-	-	-	-	350,000



KANSAS CITY BOARD OF PUBLIC UTILITIES



2024 ANNUAL BUDGET

2024 - 2028 FIVE YEAR CAPITAL BUDGET

Description	Capital Expenditures by Year					Total CIP Projects
	2024 Budget	2025 Budget	2026 Budget	2027 Budget	2028 Budget	
102002 - Water Distrib 16 Inch Main 99th and Donahoo to I435	-	1,000,000	1,000,000	-	-	2,000,000
102003 - Water Distrib 16 Inch Main SW BLVD to State Line	-	1,250,000	1,250,000	-	-	2,500,000
104043 - Water Distrib Leak Project	150,000	150,000	3,000,000	5,000,000	2,000,000	10,300,000
104105 - Corrosion Control Anode Installation	-	250,000	250,000	250,000	250,000	1,000,000
104106 - Lead and Copper Rule	-	-	1,000,000	1,000,000	1,000,000	3,000,000
104107 - Distribution Valve and Fire hydrant Inspection	-	500,000	500,000	500,000	500,000	2,000,000
104109 - Water Distrib 12 inch Main Pacific at I-70 to Central Ave Bridge	800,000	-	-	-	-	800,000
104108 - Water Distrib 12 Inch Main James St to Kansas Ave Bridge	400,000	400,000	-	-	-	800,000
104150 - Aged Water Main Replacement	5,000,000	5,000,000	-	-	-	10,000,000
Total Water Distribution	10,157,000	13,380,000	11,903,000	11,800,700	8,800,700	56,041,400
Water Meters						
100828 - AMI-Automated Meter Reading	50,000	125,000	125,000	130,000	130,000	560,000
100830 - 6"-10" Water Meter Replacement	50,000	135,000	135,000	139,050	139,050	598,100
100831 - 1-1/2"-4" Water Meter Replacement	168,000	176,000	176,000	182,000	182,000	884,000
100832 - 5/8"-1" Water Meter Replacement	100,000	250,000	250,000	260,000	260,000	1,120,000
100833 - 12" & Over Water Meter Replacement	60,000	100,000	100,000	103,000	103,000	466,000
Total Water Meters	428,000	786,000	786,000	814,050	814,050	3,628,100
Water Storage and Transmission						
100834 - Argentine 7 MG Tank Replace	2,000,000	-	-	-	-	2,000,000
100837 - Water Pump Station Controls	25,000	25,000	25,000	195,000	125,000	395,000
100838 - Water Storage Improvements	25,000	25,000	25,000	25,000	25,000	125,000
100839 - Water Transmission Improvement	250,000	250,000	250,000	250,000	250,000	1,250,000
100840 - Water Transmission Valve Improve	140,000	145,000	145,000	149,350	149,350	728,700
100841 - UG/CMIP Water Transmission Projects	3,000	3,100	3,100	3,193	3,193	15,586
101010 - WO Remove 38th and Parallel Tank	-	150,000	-	-	-	150,000
101011 - WO Trans Main 98th & Parallel	2,000,000	2,000,000	-	-	-	4,000,000
104024 - WO KDOT 18th Street Bridge 24 Inch Trans Main Replacement	500,000	3,000,000	500,000	-	-	4,000,000
104074 - WO Kansas River Crossing	4,000,000	2,000,000	-	-	-	6,000,000
104094 - Kansas Avenue Bridge Crossing	-	-	-	2,000,000	2,000,000	4,000,000
104093 - 30" Argentine main relocate from BNSF property	-	-	-	2,500,000	2,500,000	5,000,000
104098 - Relocate Transmission Main in I 70 at Central Avenue	-	-	-	2,000,000	2,000,000	4,000,000
104096 - Paint 435 Elevated tank	500,000	-	-	-	-	500,000
104097 - Parallel Pump Station Electrical Improvements	1,500,000	750,000	-	-	-	2,250,000
104092 - 24 Inch Interconnect with KCMO	-	-	-	2,000,000	2,000,000	4,000,000
104099 - Transmission Main Inspection	150,000	150,000	350,000	350,000	350,000	1,350,000
Total Water Storage and Transmission	11,093,000	8,498,100	1,298,100	9,472,543	9,402,543	39,764,286



KANSAS CITY BOARD OF PUBLIC UTILITIES



2024 ANNUAL BUDGET

2024 - 2028 FIVE YEAR CAPITAL BUDGET

Description	Capital Expenditures by Year					Total CIP Projects
	2024 Budget	2025 Budget	2026 Budget	2027 Budget	2028 Budget	
Water Services						
100842 - 3" - 6" Water Service Replacement	27,000	28,000	28,000	28,840	28,400	140,240
100843 - 1-1/4" - 2" Water Service Replacement	75,000	75,000	39,700	40,800	40,800	271,300
100844 - 3/4"-1" Water Service Replacement	550,000	600,000	677,000	697,000	697,000	3,221,000
100845 - 8" & Over Water Service Replacement	50,000	62,900	64,800	66,800	66,800	311,300
Total Water Services	702,000	765,900	809,500	833,440	833,000	3,943,840
Water Production Projects						
100850 - NWTP Water Plant Emergency Generator	400,000	3,850,000	3,850,000	-	-	8,100,000
100855 - NWTP Misc Projects	25,000	25,000	100,000	100,000	100,000	350,000
104025 - NWTP Raw Water Pump Rehab	500,000	-	725,000	-	725,000	1,950,000
104111 - Water Prod Actiflo Improvements	-	55,000	-	-	-	55,000
104110 - Water Facility Control System Improvements	-	115,000	120,000	50,000	50,000	335,000
104112 - Water Prod Basin Improvements	-	250,000	295,000	-	-	545,000
104113 - Water Prod Disinfection Improvements	-	56,000	106,000	106,000	56,000	324,000
104119 - Water Prod Raw Water Improvements	300,000	-	-	-	-	300,000
104115 - Water Prod Facility Electrical Improvements	-	125,000	-	25,000	-	150,000
104117 - Water Prod Filter Improvement	-	-	50,000	250,000	-	300,000
Total Water Production Projects	1,225,000	4,476,000	5,246,000	531,000	931,000	12,409,000
Total Water	26,380,600	30,184,700	22,378,300	25,675,063	22,994,623	127,613,286



KANSAS CITY BOARD OF PUBLIC UTILITIES



2024 ANNUAL BUDGET



This page has been left intentionally blank.



KANSAS CITY BOARD OF PUBLIC UTILITIES



2024 ANNUAL BUDGET

Board of Public Utilities

2024 Proposed Budget

*Presentation for
Electric Supply*

December 4, 2023

**Work Plan
Goals**



KANSAS CITY BOARD OF PUBLIC UTILITIES



2024 ANNUAL BUDGET

ELECTRIC SUPPLY

The Electric Supply Division consists of two major departments including Administration and Operations. These two departments collectively operate and maintain the utility's Energy Management System. The Operations department works with the Planning department for the forecasting of current and future generation, and capacity needs, revenue forecast, monitoring of unit efficiencies to support operational strategies, and maintenance activities. The Administration section also includes budgeting and cost control functions and operational planning.

The Electric Supply Division provides dispatching of generation resources, participation in the Southwest Power Pool Integrated Market, operation of our Transmission and Distribution systems, Reliability Standards Compliance, procurement and delivery of natural gas for Combustion Turbine #4, and accounting programs.

The Electric Supply Division will operate all units to comply with Air Quality Programs supporting all regulatory air compliance activities specifically required for the power stations.

WORKPLAN GOALS AND OBJECTIVES

All departments work as a collective team and share responsibilities to support reliable, safe, and high-quality services:

Ongoing Divisional Priorities:

- Operate all generating units to maximize system reliability and economically offer resources into SPP Integrated Market.
- Continue the development and implementation of training programs for all division personnel to enhance the safe, reliable and efficient operation of the generating units.
- Continue the development of operating strategies to improve Market position and unit efficiencies.
- Continue to hire, develop and promote division personnel in conjunction with the Electric Supply Succession Plan which encourages redundancy for roles and responsibilities across related jobs while preparing each employee for future opportunities.
- Continue to develop and implement Strategic Planning initiatives as determined by the Leadership team.
- Monitor Divisional and Department budgets for variances and implement all authorized Capital Improvements.
- Comply with NERC Required Cyber Security Standards and Reliability Standards.
- Evaluate and implement strategies to operate units in compliance with Environmental Regulations.
- Participate in state wide initiatives and organizations impacting the state of the power industry in Kansas.
- Evaluate and implement processes and strategies to participate in SPP's Integrated Market.

2024 Project Priorities:

- Evaluate the feasibility of long-range generation resource additions with a focus on integration of additional renewable generation in the BPU resource portfolio while optimizing use of existing generation.
- Implement transmission studies to determine the impacts of transmission constraints on market transactions.
- Implement studies of coal and natural gas markets to develop strategies for future procurements and deliveries to minimize fuel costs, manage fuel market volatility and stabilize ERC rates.
- Evaluate additional renewable energy supply additions and demand reduction initiatives to reduce overall environmental impacts and provide for further optimization of existing generation resources.
- Complete implementation of EMS Software upgrade to a vendor supported platform while adding additional functionality for operations; replace Control Room mapboard.



KANSAS CITY BOARD OF PUBLIC UTILITIES



2024 ANNUAL BUDGET



This page has been left intentionally blank.

**Summary of
Major Expenses**



KANSAS CITY BOARD OF PUBLIC UTILITIES



2024 ANNUAL BUDGET

ELECTRIC SUPPLY SUMMARY

SUMMARY OF SPENDING BY MAJOR EXPENSE CATEGORY

	<u>2022 Actual</u>	<u>2023 Budget</u>	<u>2024 Budget</u>
OPERATING BUDGET			
Personnel Costs	\$ 4,383,887	\$ 4,214,660	\$ 4,427,812
Services	1,163,491	1,449,438	1,524,438
Fuel and Purchase Power	55,210,899	55,636,000	53,390,638
Material and Supplies	62,111	124,900	124,900
Other Operating Expenses	81,879	50,000	50,000
TOTAL OPERATING BUDGET	\$ 60,902,267	\$ 61,474,998	\$ 59,517,788
CAPITAL BUDGET			
Equipment & Improvements	\$ 46	\$ 1,219,640	950,000
Capitalized Labor	-	-	-
Energy Efficiency & Econ Dev Program	-	-	-
Economic Development Fund Authorization	-	-	-
Capital Lease Requirements	-	-	-
TOTAL CAPITAL BUDGET	\$ 46	\$ 1,219,640	\$ 950,000
DEBT SERVICE BUDGET			
Principal	\$ -	\$ -	\$ -
Interest	-	-	-
TOTAL DEBT SERVICE BUDGET	\$ -	\$ -	\$ -
Payment In Lieu Of Taxes (PILOT)	\$ -	\$ -	\$ -
TOTAL ANNUAL SPENDING	\$ 60,902,313	\$ 62,694,638	\$ 60,467,788

SPENDING BY AREA

	<u>2022 Actual</u>	<u>2023 Budget</u>	<u>2024 Budget</u>
DEPARTMENT			
Electric System Control	\$ 4,520,531	\$ 6,656,431	\$ 6,648,643
ES Administration	1,157,389	402,207	428,507
Purchased Power	55,224,393	55,636,000	53,390,638
TOTAL DEPARTMENT BUDGET	\$ 60,902,313	\$ 62,694,638	\$ 60,467,788

ALLOCATION OF SPENDING BY UTILITY REVENUES

	<u>2022 Actual</u>	<u>2023 Budget</u>	<u>2024 Budget</u>
UTILITY FUND			
Electric Utility	\$ 60,902,313	\$ 62,694,638	60,467,788
Water Utility	-	-	-
TOTAL UTILITY FUND	\$ 60,902,313	\$ 62,694,638	\$ 60,467,788



KANSAS CITY BOARD OF PUBLIC UTILITIES



2024 ANNUAL BUDGET



This page has been left intentionally blank.

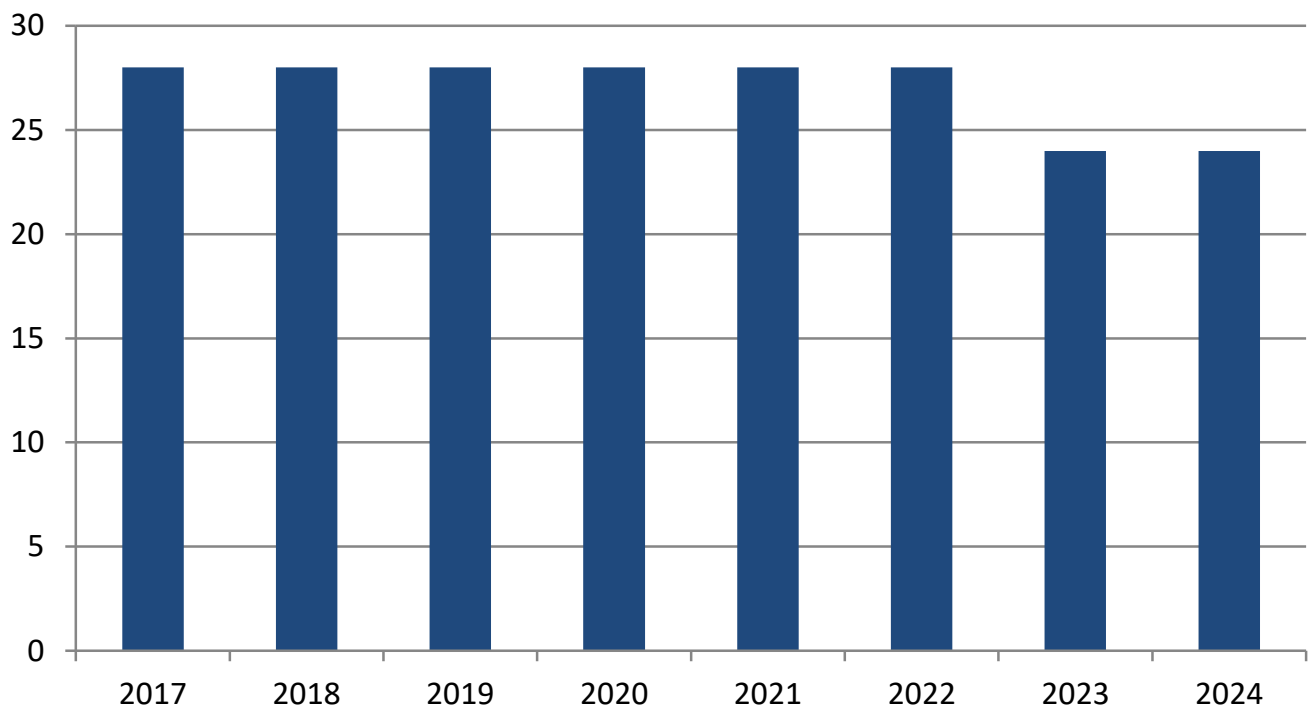
Staffing with Positions



2024 Electric Supply Division Staffing

The Electric Supply Division recommends no change to their 2024 staffing.

Electric Supply





KANSAS CITY BOARD OF PUBLIC UTILITIES



2024 ANNUAL BUDGET



This page has been left intentionally blank.

**Class Summary
of Expenses**



KANSAS CITY BOARD OF PUBLIC UTILITIES



2024 ANNUAL BUDGET

Electric Supply Division Summary of 2024 Budget by Class Type

Class Type	Purpose of Expenditure	2023 Approved	2024 Proposed
1010	Regular Labor	2,728,428	2,866,838
1020	Overtime/Special Pay	11,078	11,078
1030	Health Care/Medical Benefit	677,742	729,036
1040	Medical Insurance-Retirees	179,258	166,849
1050	Pension Benefit	232,859	244,625
1070	Life Insurance Benefit	45,019	58,196
1080	Unemployment Benefit	2,740	2,877
1090	OASDI/HI (FICA)	209,573	220,161
1100	Liability Insurance/Work Co	31,923	47,591
1110	Compensatory Balance Reserve	50,475	31,249
1130	Disability Pay Benefit	35,469	38,130
1180	Long-Term Care	10,096	11,182
Total Personnel Costs		4,214,660	4,427,812
2030	Engineering Services	360,000	360,000
2130	Computer Hardware Maintenance	40,000	40,000
2131	Computer Software Maintenance	829,000	904,000
2150	Janitorial Services	25,000	25,000
2151	Trash Disposal	2,000	2,000
2160	Travel/Training/Safety	19,440	19,440
2190	Dues/Memberships/Subscription	6,420	6,420
2200	Telecommunications Services	17,289	17,289
2210	Clerical/Office/Tech Services	11,200	11,200
2240	Building Maintenance Service	121,984	121,984
2250	Mailing/Shipping Services	580	580
2990	Other Professional Services	16,525	16,525
Total Services		1,449,438	1,524,438
3050	Purchase Power Energy	17,020,000	20,751,000
3055	Purchased Power - Renewables	29,808,000	26,164,651
3070	Purch Pwr Capacity NonEconomic	4,644,000	2,652,167
3080	Purchased Power Transmission	5,820,000	5,738,820
3600	Renewable Energy Certificates	(1,800,000)	(2,200,000)
3990	Other Purchased Power	144,000	284,000
Total Fuel and Purchase Power		55,636,000	53,390,638
4010	Office Supplies & Materials	5,100	5,100
4040	Comp/Svr/Ntwrk Hrdwr Equip	89,000	89,000
4041	Comp/Svr/Ntwrk Sftwr & Lic	10,000	10,000
4050	Small Tools & Machinery	500	500
4160	Office Equipment	3,000	3,000
4170	Electric Usage	12,000	12,000
4180	Water Usage	100	100
4990	Other Parts & Supplies	5,200	5,200
Total Material and Supplies		124,900	124,900
5200	NERC Reliability Compliance	50,000	50,000
Total Other Operating Expenses		50,000	50,000
Total Operating Budget		61,474,998	59,517,788
2000	Services	1,219,640	950,000
Total Capital Budget		1,219,640	950,000
Total BPU Budget		62,694,638	60,467,788



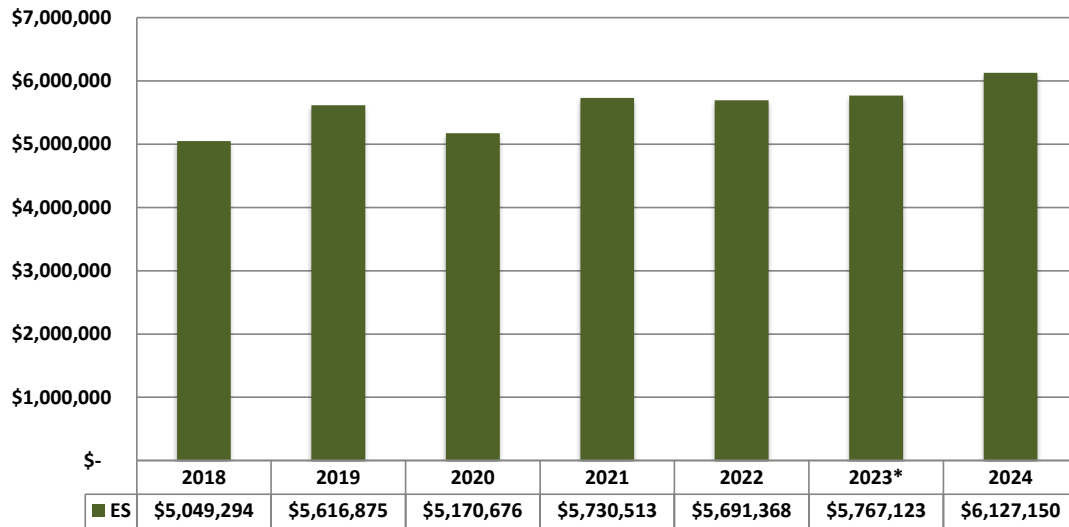
KANSAS CITY BOARD OF PUBLIC UTILITIES



2024 ANNUAL BUDGET

O&M History for Division

Electric Supply



* 9 Months Actual + 3 Months Budget

Change Since 2018	\$ 1,077,856
% Change Since 2018	21.3%
Average % change since 2018	3.6%

BPU's Historical Division O&M costs since 2018 (Excluding Fuel & Purchase Power)
Includes: Wages, Services, Supplies, Other, (Capital is excluded)

**Operating
Budget Detail**



KANSAS CITY BOARD OF PUBLIC UTILITIES



2024 ANNUAL BUDGET

Operating Budget Details Budget Year - 2024

Electric Supply Division

Department	Account	Class / Purpose of Expenditure	2024 Amount	
1000 - ES Administration	50000 - Operation Supv & Eng-Pwr Prod	1010 - Regular Labor	83,717	
		1020 - Overtime/Special Pay	612	
		1030 - Health Care/Medical Benefit	21,289	
		1040 - Medical Insurance-Retirees	4,872	
		1050 - Pension Benefit	7,168	
		1070 - Life Insurance Benefit	1,699	
		1080 - Unemployment Benefit	84	
		1090 - OASDI/Hi (FICA)	6,451	
		1100 - Liability Insurance/Work Co	1,390	
		1110 - Compensatory Balance Reserve	913	
		1130 - Disability Pay Benefit	1,113	
		1180 - Long-Term Care	326	
		2030 - Engineering Services	10,000	
		Engineering support	10,000	
		2131 - Computer Software Maintenance	80,000	
		Forecasting software Maintenance Agreement	80,000	
		2160 - Travel/Training/Safety	9,440	
		Employee Mileage	1,440	
		Manager APPA	4,000	
		Manager - SPP Meetings	4,000	
		2190 - Dues/Memberships/Subscription	6,000	
		SPP	6,000	
		2200 - Telecommunications Services	2,800	
		Telephone Charges	2,800	
		2210 - Clerical/Office/Tech Services	1,200	
		Misc. Clerical Services	1,200	
		2250 - Mailing/Shipping Services	180	
		Mailing/Shipping services	180	
		4010 - Office Supplies & Materials	2,000	
		Office Supplies & Materials	2,000	
		4990 - Other Parts & Supplies	1,200	
		Supplies & Materials for Meetings	1,200	
		55600 - System Control & Load Dispatch	1010 - Regular Labor	49,005
			1020 - Overtime/Special Pay	122
			1030 - Health Care/Medical Benefit	12,462
			1040 - Medical Insurance-Retirees	2,852
			1050 - Pension Benefit	4,176
			1070 - Life Insurance Benefit	995
			1080 - Unemployment Benefit	49
			1090 - OASDI/Hi (FICA)	3,758
			1100 - Liability Insurance/Work Co	813
			1110 - Compensatory Balance Reserve	534
1130 - Disability Pay Benefit	652			
1180 - Long-Term Care	191			
56000 - Operation Supv and Eng-Trans	1010 - Regular Labor		63,298	
	1020 - Overtime/Special Pay		122	
	1030 - Health Care/Medical Benefit	16,097		
	1040 - Medical Insurance-Retirees	3,684		
	1050 - Pension Benefit	5,391		



KANSAS CITY BOARD OF PUBLIC UTILITIES



2024 ANNUAL BUDGET

Operating Budget Details Budget Year - 2024

Electric Supply Division

Department	Account	Class / Purpose of Expenditure	2024 Amount
1000 - ES Administration	56000 - Operation Supv and Eng-Trans	1070 - Life Insurance Benefit	1,285
		1080 - Unemployment Benefit	63
1090 - OASDI/HI (FICA)		4,852	
1100 - Liability Insurance/Work Co		1,051	
1110 - Compensatory Balance Reserve		690	
1130 - Disability Pay Benefit		842	
1180 - Long-Term Care		247	
4010 - Office Supplies & Materials		100	
Office Supplies & Materials		100	
58000 - Operation Supv and Eng-Dist		1010 - Regular Labor	8,168
		1020 - Overtime/Special Pay	122
		1030 - Health Care/Medical Benefit	2,077
		1040 - Medical Insurance-Retirees	475
		1050 - Pension Benefit	705
	1070 - Life Insurance Benefit	166	
	1080 - Unemployment Benefit	8	
	1090 - OASDI/HI (FICA)	634	
	1100 - Liability Insurance/Work Co	136	
	1110 - Compensatory Balance Reserve	89	
1000 - ES Administration - Department Total		1130 - Disability Pay Benefit	109
		1180 - Long-Term Care	32
1000 - ES Administration - Department Total			428,509



KANSAS CITY BOARD OF PUBLIC UTILITIES



2024 ANNUAL BUDGET

Operating Budget Details Budget Year - 2024

Electric Supply Division

Department	Account	Class / Purpose of Expenditure	2024 Amount
1600 - Electric System Control	55600 - System Control & Load Dispatch	1010 - Regular Labor	1,607,461
		1020 - Overtime/Special Pay	5,100
		1030 - Health Care/Medical Benefit	408,777
		1040 - Medical Insurance-Retirees	93,554
		1050 - Pension Benefit	137,068
		1070 - Life Insurance Benefit	32,631
		1080 - Unemployment Benefit	1,613
		1090 - OASDI/Hi (FICA)	123,361
		1100 - Liability Insurance/Work Co	26,684
		1110 - Compensatory Balance Reserve	17,521
		1120 - Labor Attrition-Wages	(9,871)
		1121 - Labor Attrition Burden	(5,330)
		1130 - Disability Pay Benefit	21,379
		1180 - Long-Term Care	6,269
		2030 - Engineering Services	350,000
		EMS System Professional Services	350,000
		2130 - Computer Hardware Maintenance	40,000
		Mapboard & workstation monitors	40,000
		2131 - Computer Software Maintenance	824,000
		baseline mgmnt tool software	45,000
		Maintenance	
		SCADA	215,000
		VM ware	25,000
		RTU Automation Maintenance	4,000
		Agreement	
		Vendor mngmt. solution CIP-013	10,000
		Hardware Maint.	175,000
		Network Security Services	225,000
		Patch mngmt Maintenance Agreement	95,000
		Switches Maint. Agreement	15,000
		Software Subscription	15,000
		2150 - Janitorial Services	25,000
		Janitorial Services	23,000
		Floor cleaning	2,000
		2151 - Trash Disposal	2,000
		Trash Disposal	2,000
		2160 - Travel/Training/Safety	10,000
		Technician training on EMS Software	5,000
		System Operator	5,000
		Conferences/Cert./CEHs	
		2190 - Dues/Memberships/Subscription	420
		Industry Newsletter	420
		2200 - Telecommunications Services	8,889
		Telecommunication Services	8,889
		2250 - Mailing/Shipping Services	400
		Mailing/Shipping Services	400
		2990 - Other Professional Services	16,525
		System Load Forecasting Software	16,525
		License PRT	
		4010 - Office Supplies & Materials	3,000
		Office Supplies and Materials	3,000



KANSAS CITY BOARD OF PUBLIC UTILITIES



2024 ANNUAL BUDGET

Operating Budget Details Budget Year - 2024

Electric Supply Division

Department	Account	Class / Purpose of Expenditure	2024 Amount				
1600 - Electric System Control	55600 - System Control & Load Dispatch	4040 - Comp/Srvr/Ntwrk Hrdwr Equip	89,000				
		RTU Upgrade	30,000				
		Firewalls	20,000				
		VM Thin Client	30,000				
		Network switches	9,000				
		4041 - Comp/Srvr/Ntwrk Sftwr & Lic	10,000				
		Software Subscriptions	10,000				
		4050 - Small Tools & Machinery	500				
		Tools/machinery CIP Version 5	500				
		Substation Upgrade					
		4160 - Office Equipment	3,000				
		Office equipment	3,000				
		4170 - Electric Usage	12,000				
		4180 - Water Usage	100				
		4990 - Other Parts & Supplies	2,000				
		EMS SCADA computer parts	2,000				
		5200 - NERC Reliability Compliance	50,000				
		Annual Cyber Vulnerability Assessment	50,000				
		56100 - Load Dispatching-Trans		1010 - Regular Labor	723,816		
				1020 - Overtime/Special Pay	2,500		
				1030 - Health Care/Medical Benefit	184,067		
				1040 - Medical Insurance-Retirees	42,126		
				1050 - Pension Benefit	61,737		
				1070 - Life Insurance Benefit	14,693		
				1080 - Unemployment Benefit	726		
				1090 - OASDI/Hi (FICA)	55,563		
				1100 - Liability Insurance/Work Co	12,015		
				1110 - Compensatory Balance Reserve	7,890		
				1120 - Labor Attrition-Wages	(191,286)		
				1121 - Labor Attrition Burden	(103,295)		
				1130 - Disability Pay Benefit	9,627		
				1180 - Long-Term Care	2,823		
				2200 - Telecommunications Services	2,000		
				Telecommunication Services	2,000		
				58100 - Load Dispatching-Dist		1010 - Regular Labor	535,820
						1020 - Overtime/Special Pay	2,500
						1030 - Health Care/Medical Benefit	136,259
						1040 - Medical Insurance-Retirees	31,185
		1050 - Pension Benefit	45,757				
		1070 - Life Insurance Benefit	10,877				
		1080 - Unemployment Benefit	538				
		1090 - OASDI/Hi (FICA)	41,181				
		1100 - Liability Insurance/Work Co	8,895				
		1110 - Compensatory Balance Reserve	5,840				
		1120 - Labor Attrition-Wages	(3,290)				
1121 - Labor Attrition Burden	(1,777)						
1130 - Disability Pay Benefit	7,126						
1180 - Long-Term Care	2,090						
2200 - Telecommunications Services	3,600						
Telephone charges	1,600						
Cellular phones charges	2,000						



KANSAS CITY BOARD OF PUBLIC UTILITIES



2024 ANNUAL BUDGET

Operating Budget Details Budget Year - 2024

Electric Supply Division

Department	Account	Class / Purpose of Expenditure	2024 Amount
1600 - Electric System Control	58100 - Load Dispatching-Dist	2210 - Clerical/Office/Tech Services	10,000
		Contract Labor	10,000
		2240 - Building Maintenance Service	121,984
		HVAC service	51,984
		Back up generator assessment/tune up	50,000
		UPS batteries	20,000
		4990 - Other Parts & Supplies	2,000
		Misc. Small Parts	2,000
1600 - Electric System Control - Department Total			5,698,640



KANSAS CITY BOARD OF PUBLIC UTILITIES



2024 ANNUAL BUDGET

Operating Budget Details Budget Year - 2024

Electric Supply Division

Department	Account	Class / Purpose of Expenditure	2024 Amount
1601 - Purchased Power	55500 - Purchase Power	3050 - Purchase Power Energy	20,751,000
		Purchase Power Energy	20,751,000
		3055 - Purchased Power - Renewables	26,164,651
		Purchase Power - Renewables	26,164,651
		3070 - Purch Pwr Capacity	2,652,167
		NonEconomic	
		Purchased Power Capacity Non-Economic	2,652,167
		3080 - Purchased Power Transmission	5,738,820
		Purchased Power Transmission	5,738,820
		3600 - Renewable Energy Certificates	(2,200,000)
		Renewable Energy Certificates	(2,200,000)
	55600 - System Control & Load Dispatch	3990 - Other Purchased Power	284,000
		Other Purchased Power	284,000
1601 - Purchased Power - Department Total			53,390,638
Electric Supply - Division Total			59,517,787

**Capital
Budget Summary**



KANSAS CITY BOARD OF PUBLIC UTILITIES



2024 ANNUAL BUDGET

2024 - 2028 FIVE YEAR CAPITAL BUDGET

Description	Capital Expenditures by Year					Total CIP Projects
	2024 Budget	2025 Budget	2026 Budget	2027 Budget	2028 Budget	
Electric Control Center						
100791 - ECC SCADA Software	950,000	-	-	-	-	950,000
Total Electric Control Center	950,000	-	-	-	-	950,000
Total Electric Supply	950,000	-	-	-	-	950,000



KANSAS CITY BOARD OF PUBLIC UTILITIES



2024 ANNUAL BUDGET



This page has been left intentionally blank.



KANSAS CITY BOARD OF PUBLIC UTILITIES



2024 ANNUAL BUDGET

Board of Public Utilities

2024 Proposed Budget

*Presentation for
Accounting/Finance*

December 4, 2023

Accounting



KANSAS CITY BOARD OF PUBLIC UTILITIES



2024 ANNUAL BUDGET

ACCOUNTING/FINANCE

The Accounting/Finance Department is committed to the highest standards of accountability, accuracy, timeliness, professionalism, and innovation in providing financial services. The Accounting/Finance Division is responsible for the accumulation of all budget and financial data on activities that occur within the utility, the payroll processing functions and the coordination of all rate-related contacts with major industrial and commercial customers. These areas include budget, cost of service, accounts payable, general ledger, fuel accounting, inventory accounting, project costing, asset management, accounts receivable, cash and investments, payroll and time and labor, and rate analysis and review for key accounts. The Accounting department is also responsible for generating financial and cash flow reports and maintains the budget and financial controls that are in place. The department ensures the utility follows financial reporting regulations. The payroll area oversees the payment processing functions for employees' wages. This includes the review of the accurate collection of employees' hours, calculating the wages and associated withholdings, processing payment advices and reporting tax to federal and state agencies. The Rates area maintains the Rate Manual for the utility and maintains contact with major customers, assists in the coordination of the annual revenue forecasts and assist in the data gathering and analysis for cost of service and rate studies. Accounting also works with other divisions to plan and coordinate short- and long-term financing needs for the utility.

WORKPLAN GOALS AND OBJECTIVES

- Facilitate the preparation of the annual capital and operations budget for the utility.
- Coordinate financing needs of the Electric and Water Divisions for long-term debt financing for major capital improvements.
- Ensure all cash of the utility is recorded, reported accurately and properly collateralized.
- Diversify the portfolio of the utility to maintain the highest yield possible on idle funds and still insure safety and liquidity to the utility.
- Ensure vendor payment processing and payroll processing is in a timely matter.
- Monitor and report daily cash receipts and disbursements.
- Ensure that projects with no activity past sixty days are closed and assets are properly recorded.
- Accurately record and remove all assets of the utility upon completion of projects.
- Complete month-end financial closing within fifteen working days and distribute information on a timely basis.
- Continue to verify compliance with the financial reporting regulations through review by external audits.
- Monitoring monthly operating and capital budgets and provide feedback to operating units.
- Ensure accurate and timely employee payroll reporting and remitting payroll deductions and taxes.
- Provide updated information to financial institutions and rating agencies disclosing financial and operational plans of the BPU.
- Provide Board and staff with a clear and comprehensive budget document that serves the functions of financial plan, operation guide, and a communication device.
- Maintain support of the financial and budget systems for technology improvements and support of software.
- Provide financial and operational data related to our major account customers to address concerns, analyze load patterns and be informed of plans for any future changes, which may affect customer usage and future load growth.
- Comply with all aspects of Governmental Accounting Standards Board standards
- Assist Customer Service Division in analysis of additional payment methods to provide customers more options and assist in streamlining cash collection.
- Provide a work environment which encourages an innovative spirit, a customer service orientation, and a strong sense of responsibility by Department employees.



KANSAS CITY BOARD OF PUBLIC UTILITIES



2024 ANNUAL BUDGET

ACCOUNTING SUMMARY

SUMMARY OF SPENDING BY MAJOR EXPENSE CATEGORY

	<u>2022 Actual</u>	<u>2023 Budget</u>	<u>2024 Budget</u>
OPERATING BUDGET			
Personnel Costs	\$ 2,073,122	\$ 2,204,675	\$ 2,245,747
Services	254,322	287,350	288,550
Fuel and Purchase Power	-	-	-
Material and Supplies	5,698	7,600	7,100
Other Operating Expenses	-	-	-
TOTAL OPERATING BUDGET	\$ 2,333,142	\$ 2,499,625	\$ 2,541,397
CAPITAL BUDGET			
Equipment & Improvements	\$ -	\$ -	\$ -
Capitalized Labor	-	-	-
Energy Efficiency & Econ Dev Program	-	-	-
Economic Development Fund Authorization	-	-	-
Capital Lease Requirements	-	-	-
TOTAL CAPITAL BUDGET	\$ -	\$ -	\$ -
DEBT SERVICE BUDGET			
Principal	\$ -	\$ -	\$ -
Interest	-	-	-
TOTAL DEBT SERVICE BUDGET	\$ -	\$ -	\$ -
Payment In Lieu Of Taxes (PILOT)	\$ -	\$ -	\$ -
TOTAL ANNUAL SPENDING	\$ 2,333,142	\$ 2,499,625	\$ 2,541,397

SPENDING BY AREA

	<u>2022 Actual</u>	<u>2023 Budget</u>	<u>2024 Budget</u>
DEPARTMENT			
Accounting	2,333,142	2,499,625	2,541,397
TOTAL DEPARTMENT BUDGET	\$ 2,333,142	\$ 2,499,625	\$ 2,541,397

ALLOCATION OF SPENDING BY UTILITY REVENUES

	<u>2022 Actual</u>	<u>2023 Budget</u>	<u>2024 Budget</u>
UTILITY FUND			
Electric Utility	\$ 1,959,839	\$ 2,099,685	2,134,773
Water Utility	373,303	399,940	406,624
TOTAL UTILITY FUND	\$ 2,333,142	\$ 2,499,625	\$ 2,541,397



KANSAS CITY BOARD OF PUBLIC UTILITIES



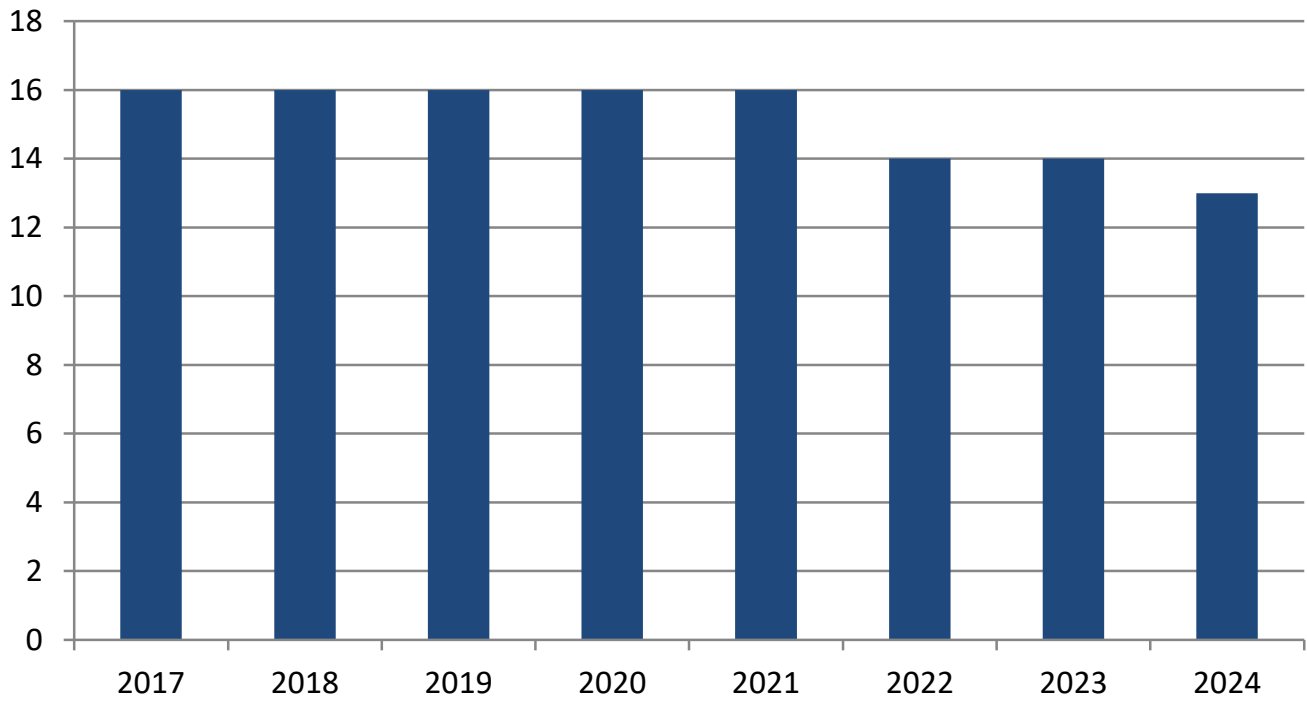
2024 ANNUAL BUDGET

2024 Accounting Department Staffing

The Accounting Department recommends the following change to their 2024 staffing.

- Reduce one position from department 6100 - Accounting.

Accounting





KANSAS CITY BOARD OF PUBLIC UTILITIES



2024 ANNUAL BUDGET

Accounting Summary of 2024 Budget by Class Type

Class Type	Purpose of Expenditure	2023 Approved	2024 Proposed
1010	Regular Labor	1,430,701	1,457,371
1020	Overtime/Special Pay	1,200	1,200
1030	Health Care/Medical Benefit	355,386	370,609
1040	Medical Insurance-Retirees	93,997	84,819
1050	Pension Benefit	121,712	123,979
1070	Life Insurance Benefit	23,607	29,585
1080	Unemployment Benefit	1,432	1,459
1090	OASDI/HI (FICA)	109,540	111,581
1100	Liability Insurance/Work Co	16,739	24,192
1110	Compensatory Balance Reserve	26,468	15,885
1130	Disability Pay Benefit	18,599	19,383
1180	Long-Term Care	5,294	5,684
Total Personnel Costs		2,204,675	2,245,747
2050	Auditing Services	120,000	120,000
2060	Actuarial Services	13,500	13,500
2070	Banking/Cash Mgmt/Treasury	98,400	98,400
2080	Financial Advisory	37,000	39,000
2160	Travel/Training/Safety	8,750	8,750
2190	Dues/Memberships/Subscription	4,100	4,100
2200	Telecommunications Services	5,600	4,800
Total Services		287,350	288,550
4010	Office Supplies & Materials	6,500	6,000
4280	Books/Manuals/Reference	1,100	1,100
Total Material and Supplies		7,600	7,100
Total Operating Budget		2,499,625	2,541,397
Total Capital Budget		-	-
Total BPU Budget		2,499,625	2,541,397



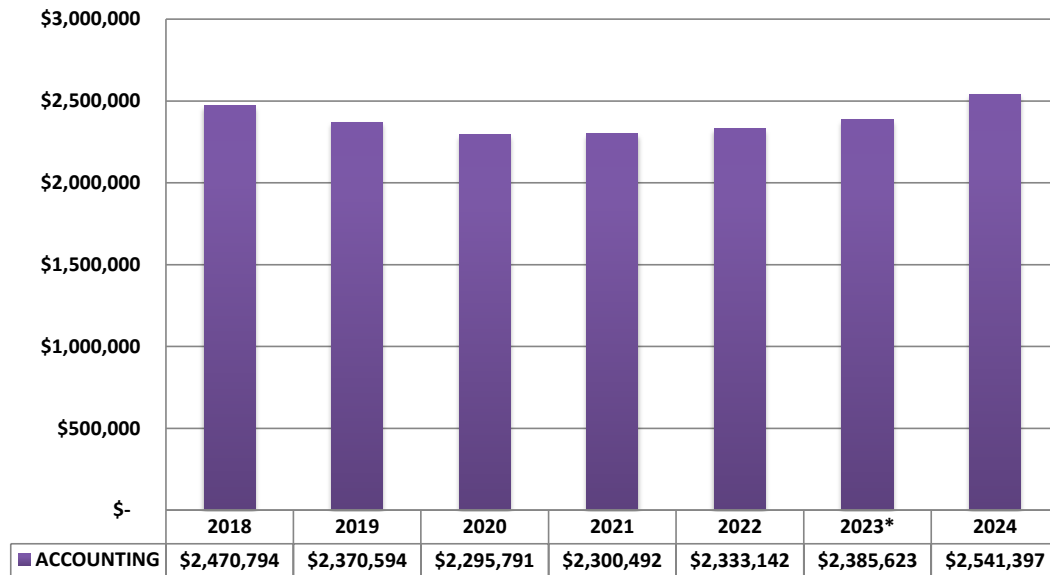
KANSAS CITY BOARD OF PUBLIC UTILITIES



2024 ANNUAL BUDGET

O&M History for Department

Accounting



* 9 Months Actual + 3 Months Budget

Change Since 2018	\$ 70,603
% Change Since 2018	2.9%
Average % change since 2018	0.5%

**BPU's Historical Division O&M costs since 2018 (Excluding Fuel & Purchase Power)
Includes: Wages, Services, Supplies, Other, (Capital is excluded)**



KANSAS CITY BOARD OF PUBLIC UTILITIES



2024 ANNUAL BUDGET

Operating Budget Details Budget Year - 2024

Accounting Department

Department	Account	Class / Purpose of Expenditure	2024 Amount
6100 - Accounting	92000 - Admin and General Salaries	1010 - Regular Labor	1,533,474
		1020 - Overtime/Special Pay	1,200
		1030 - Health Care/Medical Benefit	389,962
		1040 - Medical Insurance-Retirees	89,248
		1050 - Pension Benefit	130,447
		1070 - Life Insurance Benefit	31,130
		1080 - Unemployment Benefit	1,535
		1090 - OASDI/Hi (FICA)	117,403
		1100 - Liability Insurance/Work Co	25,456
		1110 - Compensatory Balance Reserve	16,715
		1120 - Labor Attrition-Wages	(76,103)
		1121 - Labor Attrition Burden	(41,096)
		1130 - Disability Pay Benefit	20,395
		1180 - Long-Term Care	5,981
	92100 - Office Supplies and Expenses	2080 - Financial Advisory	39,000
		Annual Relationship Fees	39,000
		2160 - Travel/Training/Safety	8,750
		GFOA Annual Conference	2,800
		GFOA Annual Update	150
		APPA Business & Finance Conference	2,800
		APPA Annual Update	200
		Anaplan Conference	2,800
		2190 - Dues/Memberships/Subscription	4,100
		Dun Bradstreet Credit Reports	1,800
		Dun Bradstreet Credit Monitoring	1,800
		GFOA Membership	500
		2200 - Telecommunications Services	4,800
		Phone Service	4,000
		Cellular Phone / Wireless Cards	800
		4010 - Office Supplies & Materials	6,000
		Office Supplies	6,000
		4280 - Books/Manuals/Reference	600
	Books/Manuals	600	
	92300 - Outside Services Employed	2050 - Auditing Services	120,000
		Annual Audit	110,000
		Single Audit	10,000
		2060 - Actuarial Services	13,500
		GASB 75 Actuarial Study	6,000
		GASB 68 Actuarial Work	7,500
		2070 - Banking/Cash Mgmt/Treasury	98,400
		Security Bank - Trustee Fees	68,000
		Arbitrage Services	10,000
Banking Services		20,400	
4280 - Books/Manuals/Reference	500		
Handy Whitman Index Manual	500		
6100 - Accounting - Department Total			2,541,396

Financial Planning



KANSAS CITY BOARD OF PUBLIC UTILITIES



2024 ANNUAL BUDGET

FINANCIAL PLANNING

The role of Financial Planning is to work with all divisions of the utility to develop planning, forecasting, and analytical activities that support the organization's major business decisions and overall financial health. Financial Planning assists in financial decisions associated with Electric Generation, resource adequacy, settlement activities, as well as ongoing energy rate component activities and cost of service requirements.

Additionally, Financial Planning is responsible for SPP activities involving utility responsibilities and requirements, day to day activities, transmission tariff requirements, and collateral requirements.

WORKPLAN GOALS AND OBJECTIVES

All departments work as a collective team and share responsibilities to support reliable, safe, and high-quality services:

Ongoing Divisional Priorities:

- Provide ongoing insight into the financial implications and impacts of the SPP integrated marketplace.
- Analyze the financial costs and benefits of each of BPU's resources whether owned or contracted.
- Forecast, plan, and evaluate the Energy Rate component and the costs and revenue associated with that to provide a better understanding of what drives those results.
- Manage all aspects of Purchase Power from acquisition to ongoing operational activities and settlements.
- Manage SPP resource adequacy requirements to ensure the organization is in compliance with its membership responsibilities.
- Responsible for all daily settlement activities and the reconciliation of those activities with neighboring utilities, SPP, and the individual resources to ensure compliance and agreement.
- Responsible for maintaining compliance with KCC regarding resource requirements, renewable initiatives, and other state-initiated requirements.

2024 Project Priorities:

- Develop and evaluate the utilities long-range resource needs through the development of the Integrated Resource Plan and the Generation Feasibility study to ensure the goals and requirements of the utility and its customers are being met in the most effective manner.
- Implement strategies and rates that assist customers in meeting their individual long-term energy fuel mix requirements.
- Work with internal groups as well as external customers to develop strategies that assists the community and organization in driving electrification and a changing energy supply mix.
- Explore internal and external financial and energy solutions that drive value for customers and stake holders in the community.



KANSAS CITY BOARD OF PUBLIC UTILITIES



2024 ANNUAL BUDGET

FINANCIAL PLANNING SUMMARY

SUMMARY OF SPENDING BY MAJOR EXPENSE CATEGORY

	<u>2022 Actual</u>	<u>2023 Budget</u>	<u>2024 Budget</u>
OPERATING BUDGET			
Personnel Costs	\$ -	\$ 838,866	\$ 884,390
Services	-	133,000	316,000
Fuel and Purchase Power	-	-	-
Material and Supplies	-	1,500	1,500
Other Operating Expenses	-	-	-
TOTAL OPERATING BUDGET	\$ -	\$ 973,366	\$ 1,201,890
CAPITAL BUDGET			
Equipment & Improvements	\$ -	\$ -	\$ -
Capitalized Labor	-	-	-
Energy Efficiency & Econ Dev Program	-	-	-
Economic Development Fund Authorization	-	-	-
Capital Lease Requirements	-	-	-
TOTAL CAPITAL BUDGET	\$ -	\$ -	\$ -
DEBT SERVICE BUDGET			
Principal	\$ -	\$ -	\$ -
Interest	-	-	-
TOTAL DEBT SERVICE BUDGET	\$ -	\$ -	\$ -
Payment In Lieu Of Taxes (PILOT)	\$ -	\$ -	\$ -
TOTAL ANNUAL SPENDING	\$ -	\$ 973,366	\$ 1,201,890

SPENDING BY AREA

	<u>2022 Actual</u>	<u>2023 Budget</u>	<u>2024 Budget</u>
DEPARTMENT			
Financial Planning	-	973,366	1,201,890
TOTAL DEPARTMENT BUDGET	\$ -	\$ 973,366	\$ 1,201,890

ALLOCATION OF SPENDING BY UTILITY REVENUES

	<u>2022 Actual</u>	<u>2023 Budget</u>	<u>2024 Budget</u>
UTILITY FUND			
Electric Utility	\$ -	\$ 876,029	1,081,701
Water Utility	-	97,337	120,189
TOTAL UTILITY FUND	\$ -	\$ 973,366	\$ 1,201,890

Note: Prior to 2023, department 6500 - Financial Planning was merged with department 1000 - ES Administration.



KANSAS CITY BOARD OF PUBLIC UTILITIES

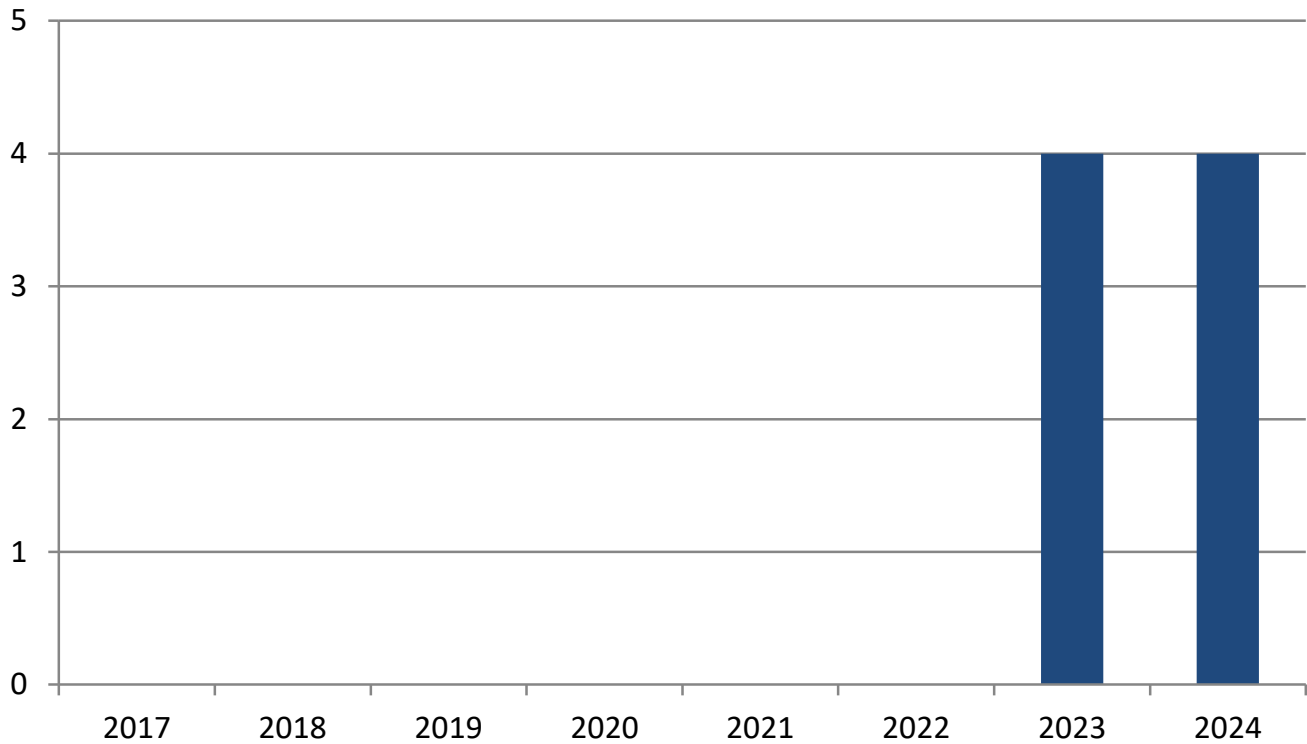


2024 ANNUAL BUDGET

2024 Financial Planning Department Staffing

The Financial Planning Department recommends no change to their 2024 staffing.

Financial Planning



Note: Prior to 2023, department 6500 - Financial Planning was merged with department 1000 - ES Administration.



KANSAS CITY BOARD OF PUBLIC UTILITIES



2024 ANNUAL BUDGET

Financial Planning Summary of 2024 Budget by Class Type

Class Type	Purpose of Expenditure	2023 Approved	2024 Proposed
1010 - Regular Labor		544,719	574,279
1030 - Health Care/Medical Benefit		135,308	146,039
1040 - Medical Insurance-Retirees		35,788	33,423
1050 - Pension Benefit		46,301	48,814
1070 - Life Insurance Benefit		8,988	11,658
1080 - Unemployment Benefit		545	574
1090 - OASDI/HI (FICA)		41,671	43,932
1100 - Liability Insurance/Work Co		6,373	9,533
1110 - Compensatory Balance Reserve		10,077	6,260
1130 - Disability Pay Benefit		7,081	7,638
1180 - Long-Term Care		2,015	2,240
Total Personnel Costs		838,866	884,390
2020 - Legal Services		30,000	30,000
2131 - Computer Software Maintenance		70,000	70,000
2160 - Travel/Training/Safety		14,000	12,000
2190 - Dues/Memberships/Subscription		19,000	19,000
2390 - Risk Mngmnt & Consulting Srv		-	185,000
Total Services		133,000	316,000
4010 - Office Supplies & Materials		1,500	1,500
Total Material and Supplies		1,500	1,500
Total Operating Budget		973,366	1,201,890
Total Capital Budget		-	-
Total BPU Budget		973,366	1,201,890



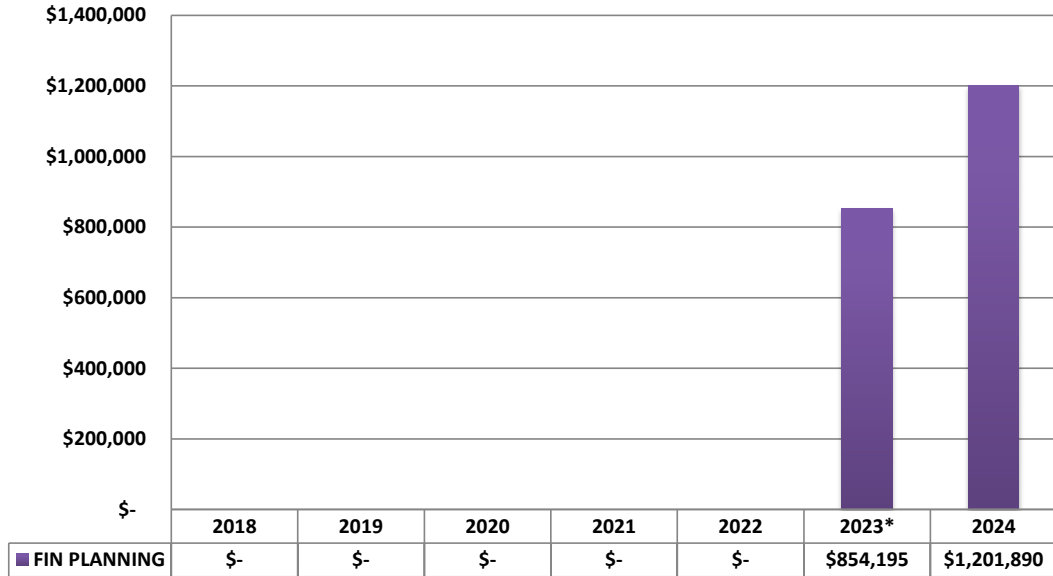
KANSAS CITY BOARD OF PUBLIC UTILITIES



2024 ANNUAL BUDGET

O&M History for Department

Financial Planning



* 9 Months Actual + 3 Months Budget

Change Since 2018	\$ 1,201,890
% Change Since 2018	100.0%
Average % change since 2018	16.7%

**BPU's Historical Division O&M costs since 2018 (Excluding Fuel & Purchase Power)
Includes: Wages, Services, Supplies, Other, (Capital is excluded)**

Note: Prior to 2023, department 6500 - Financial Planning was merged with department 1000 - ES Administration.



KANSAS CITY BOARD OF PUBLIC UTILITIES



2024 ANNUAL BUDGET

Operating Budget Details Budget Year - 2024

Financial Planning Department

Department	Account	Class / Purpose of Expenditure	2024 Amount	
6500 - Financial Planning	92000 - Admin and General Salaries	1010 - Regular Labor	574,279	
		1030 - Health Care/Medical Benefit	146,039	
		1040 - Medical Insurance-Retirees	33,423	
		1050 - Pension Benefit	48,814	
		1070 - Life Insurance Benefit	11,658	
		1080 - Unemployment Benefit	574	
		1090 - OASDI/Hi (FICA)	43,932	
		1100 - Liability Insurance/Work Co	9,533	
		1110 - Compensatory Balance Reserve	6,260	
		1130 - Disability Pay Benefit	7,638	
		1180 - Long-Term Care	2,240	
		92100 - Office Supplies and Expenses	2131 - Computer Software Maintenance	70,000
			ABB e7 Planning Software	70,000
	2160 - Travel/Training/Safety		12,000	
	Travel, Training & Mileage		12,000	
	2190 - Dues/Memberships/Subscription		19,000	
	92300 - Outside Services Employed	SPRA dues and SPP Assessment	19,000	
		4010 - Office Supplies & Materials	1,500	
		Office Supplies	1,500	
		2020 - Legal Services	30,000	
		Legal Services	30,000	
		2390 - Risk Mngmnt & Consulting Srv	185,000	
		IRP Risk Management	185,000	
6500 - Financial Planning - Department Total			1,201,890	

**Purchasing/
Stores**



KANSAS CITY BOARD OF PUBLIC UTILITIES



2024 ANNUAL BUDGET

PURCHASING/STORES

The Purchasing and Stores areas are directly responsible for the economic procurement, warehousing, and distribution of materials, services, and supplies required for all areas of the Utility, with the objective that such goods and services will be available at the proper time and the proper place as needed. The area implements the Utility's objectives to provide a diverse base of suppliers, to provide opportunity for local and minority-owned businesses, and to participate in competitive bidding.

WORKPLAN GOALS AND OBJECTIVES

- Provide guidance and oversight to the Utility to ensure compliance with purchasing policies and procedures.
- Continue to improve BPU's procurement efforts by increasing awareness of BPU's purchasing opportunities through outreach to additional suppliers. Identify and participate in vendor fairs, lunch and learns and other opportunities to interact with minority and local suppliers.
- Track and report spend with minority and local suppliers.
- Maintain aging report with less than 50 purchase orders with goods not received open past thirty days.
- Continue working with Operations to reduce inventory levels and evaluation of reorder points and reorder quantities.
- Manage daily operations for BPU's storerooms.
- Identify and manage obsolete inventory process for all storeroom locations.
- Evaluate storeroom operations and current business practices to implement changes to reduce operating expenses and improve operations including the use of technology. Support Maximo enhancements and continue to develop subject matter expertise for stores/inventory.
- Support implementation of Maximo mobile for supply chain operations.
- Catalog existing agreements and manage going forward for expiration, renewal, and extension.
- Support Fusion for requisition to PO process including identification of best practices and implementation.



KANSAS CITY BOARD OF PUBLIC UTILITIES



2024 ANNUAL BUDGET

PURCHASING/STORES SUMMARY

SUMMARY OF SPENDING BY MAJOR EXPENSE CATEGORY

	<u>2022 Actual</u>	<u>2023 Budget</u>	<u>2024 Budget</u>
OPERATING BUDGET			
Personnel Costs	\$ 2,580,036	\$ 2,831,462	\$ 2,949,758
Services	23,202	37,375	39,325
Fuel and Purchase Power	-	-	-
Material and Supplies	64,038	75,700	75,400
Other Operating Expenses	-	-	7,000
TOTAL OPERATING BUDGET	\$ 2,667,276	\$ 2,944,537	\$ 3,071,483
CAPITAL BUDGET			
Equipment & Improvements	\$ -	\$ -	\$ -
Capitalized Labor	-	-	-
Energy Efficiency & Econ Dev Program	-	-	-
Economic Development Fund Authorization	-	-	-
Capital Lease Requirements	-	-	-
TOTAL CAPITAL BUDGET	\$ -	\$ -	\$ -
DEBT SERVICE BUDGET			
Principal	\$ -	\$ -	\$ -
Interest	-	-	-
TOTAL DEBT SERVICE BUDGET	\$ -	\$ -	\$ -
Payment In Lieu Of Taxes (PILOT)	\$ -	\$ -	\$ -
TOTAL ANNUAL SPENDING	\$ 2,667,276	\$ 2,944,537	\$ 3,071,483

SPENDING BY AREA

	<u>2022 Actual</u>	<u>2023 Budget</u>	<u>2024 Budget</u>
DEPARTMENT			
Purchasing	622,144	834,594	981,433
Stores	2,045,132	2,109,943	2,090,050
TOTAL DEPARTMENT BUDGET	\$ 2,667,276	\$ 2,944,537	\$ 3,071,483

ALLOCATION OF SPENDING BY UTILITY REVENUES

	<u>2022 Actual</u>	<u>2023 Budget</u>	<u>2024 Budget</u>
UTILITY FUND			
Electric Utility	\$ 2,138,255	\$ 2,367,914	2,475,543
Water Utility	529,021	576,623	595,940
TOTAL UTILITY FUND	\$ 2,667,276	\$ 2,944,537	\$ 3,071,483



KANSAS CITY BOARD OF PUBLIC UTILITIES



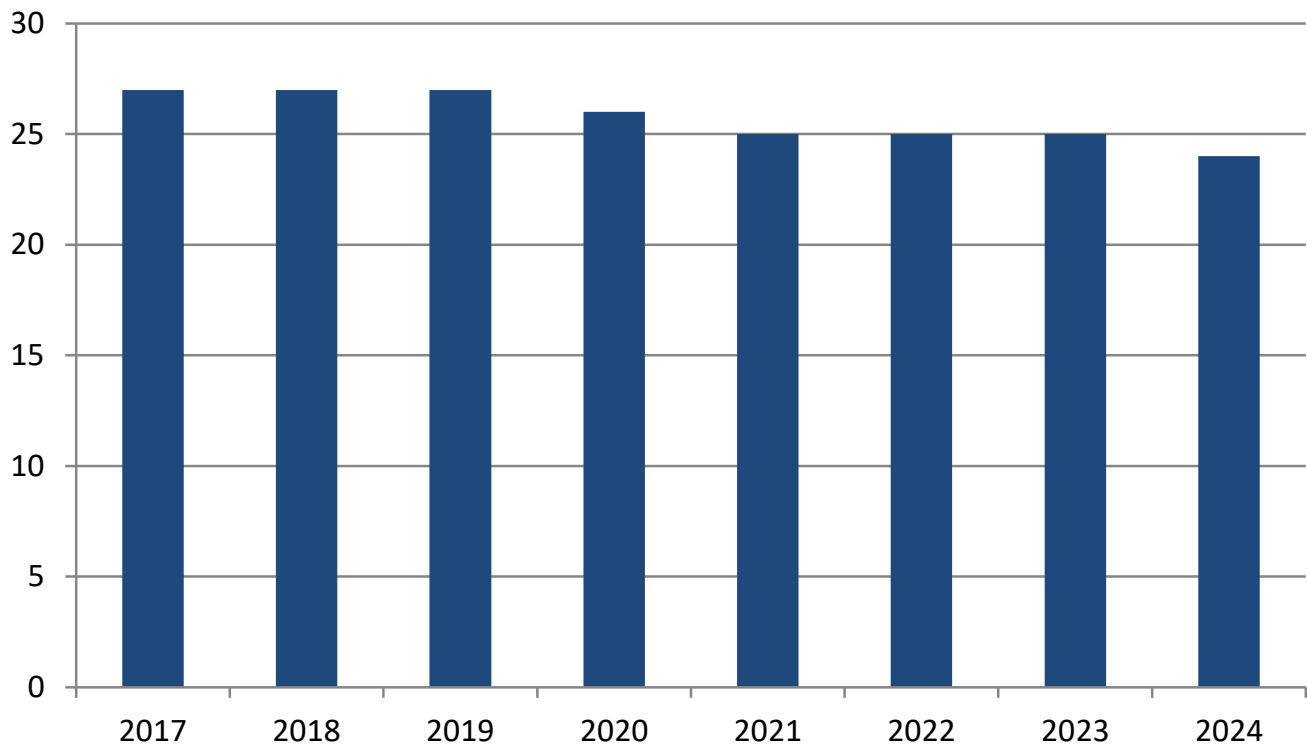
2024 ANNUAL BUDGET

2024 Purchasing/Stores Department Staffing

The Purchasing/Stores Department recommends the following change to their 2024 staffing.

- Reduce one position from department 6400 – Purchasing

Purchasing/Stores





KANSAS CITY BOARD OF PUBLIC UTILITIES



2024 ANNUAL BUDGET

Purchasing/Stores Summary of 2024 Budget by Class Type

Class Type	Purpose of Expenditure	2023 Approved	2024 Proposed
1010 - Regular Labor		1,778,221	1,855,039
1020 - Overtime/Special Pay		80,000	80,000
1030 - Health Care/Medical Benefit		441,710	471,737
1040 - Medical Insurance-Retirees		116,830	107,963
1050 - Pension Benefit		157,949	164,478
1070 - Life Insurance Benefit		29,341	37,657
1080 - Unemployment Benefit		1,858	1,935
1090 - OASDI/HI (FICA)		142,154	148,030
1100 - Liability Insurance/Work Co		20,805	30,793
1110 - Compensatory Balance Reserve		32,897	20,220
1130 - Disability Pay Benefit		23,117	24,672
1180 - Long-Term Care		6,580	7,234
Total Personnel Costs		2,831,462	2,949,758
2151 - Trash Disposal		2,000	1,000
2160 - Travel/Training/Safety		8,800	14,500
2190 - Dues/Memberships/Subscription		1,450	750
2200 - Telecommunications Services		10,900	9,150
2210 - Clerical/Office/Tech Services		5,000	5,000
2240 - Building Maintenance Service		5,300	5,000
2241 - Building Maint Srvc - HVAC		3,600	3,600
2250 - Mailing/Shipping Services		75	75
2270 - Public Notice		250	250
Total Services		37,375	39,325
4010 - Office Supplies & Materials		6,200	4,700
4050 - Small Tools & Machinery		3,800	5,800
4170 - Electric Usage		57,000	57,000
4180 - Water Usage		5,200	5,200
4210 - Safety Supplies		3,500	2,700
Total Material and Supplies		75,700	75,400
5200 - NERC Reliability Compliance		-	7,000
Total Other Operating Expenses		-	7,000
Total Operating Budget		2,944,537	3,071,483
Total Capital Budget		-	-
Total BPU Budget		2,944,537	3,071,483



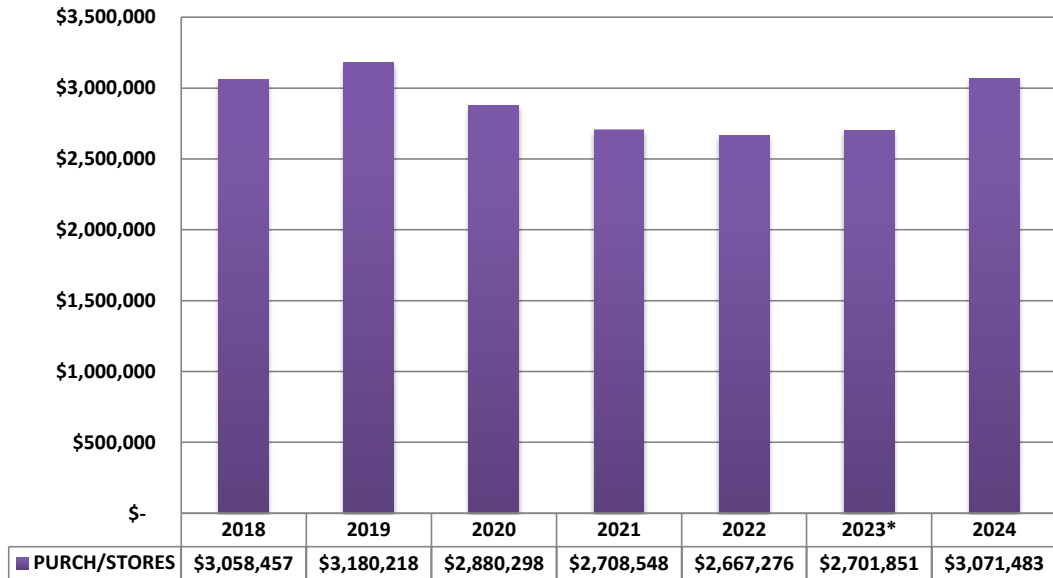
KANSAS CITY BOARD OF PUBLIC UTILITIES



2024 ANNUAL BUDGET

O&M History for Department

Purchasing/Stores



* 9 Months Actual + 3 Months Budget

Change Since 2018	\$ 13,026
% Change Since 2018	0.4%
Average % change since 2018	0.1%

BPU's Historical Division O&M costs since 2018 (Excluding Fuel & Purchase Power)
Includes: Wages, Services, Supplies, Other, (Capital is excluded)



KANSAS CITY BOARD OF PUBLIC UTILITIES



2024 ANNUAL BUDGET

Operating Budget Details Budget Year - 2024

Purchasing Department

Department	Account	Class / Purpose of Expenditure	2024 Amount	
6300 - Purchasing	92000 - Admin and General Salaries	1010 - Regular Labor	650,863	
		1030 - Health Care/Medical Benefit	165,514	
		1040 - Medical Insurance-Retirees	37,880	
		1050 - Pension Benefit	55,323	
		1070 - Life Insurance Benefit	13,213	
		1080 - Unemployment Benefit	651	
		1090 - OASDI/HI (FICA)	49,791	
		1100 - Liability Insurance/Work Co	10,804	
		1110 - Compensatory Balance Reserve	7,094	
		1120 - Labor Attrition-Wages	(26,636)	
		1121 - Labor Attrition Burden	(14,384)	
		1130 - Disability Pay Benefit	8,656	
		1180 - Long-Term Care	2,538	
		92100 - Office Supplies and Expenses	2160 - Travel/Training/Safety	9,350
			Employee Mileage	50
			Minority Supplier Council Expos & Seminars	1,000
	Seminars		500	
	Maximo Conference		1,850	
	APPA Purchasing Seminars		2,700	
	Fusion Conference		3,250	
	2190 - Dues/Memberships/Subscription		750	
	Mid-America Minority Business Development Council		750	
	2200 - Telecommunications Services		1,500	
	Cell Phone		300	
	Telephone Charges		1,200	
	2250 - Mailing/Shipping Services		75	
	Mailing/Shipping Services		75	
	2270 - Public Notice		250	
	Wyandotte Echo		250	
	4010 - Office Supplies & Materials	1,200		
	Office Supplies & Materials	1,200		
	5200 - NERC Reliability Compliance	7,000		
BitSense Vendor Review	7,000			
6300 - Purchasing - Department Total			981,434	



KANSAS CITY BOARD OF PUBLIC UTILITIES



2024 ANNUAL BUDGET

Operating Budget Details Budget Year - 2024

Purchasing Department

Department	Account	Class / Purpose of Expenditure	2024 Amount	
6400 - Stores	70000 - Store Clr-Personnel & General	1010 - Regular Labor	1,306,630	
		1020 - Overtime/Special Pay	80,000	
		1030 - Health Care/Medical Benefit	332,276	
		1040 - Medical Insurance-Retirees	76,046	
		1050 - Pension Benefit	117,864	
		1070 - Life Insurance Benefit	26,525	
		1080 - Unemployment Benefit	1,387	
		1090 - OASDI/Hi (FICA)	106,077	
		1100 - Liability Insurance/Work Co	21,690	
		1110 - Compensatory Balance Reserve	14,242	
		1120 - Labor Attrition-Wages	(75,817)	
		1121 - Labor Attrition Burden	(40,941)	
		1130 - Disability Pay Benefit	17,378	
		1180 - Long-Term Care	5,096	
		2160 - Travel/Training/Safety	4,950	
		Mileage - Supt & Supv	750	
		Maximo World Conference	4,200	
		2210 - Clerical/Office/Tech Services	5,000	
		Clerical Support	5,000	
		70100 - Store Clr-Service Center	2160 - Travel/Training/Safety	200
			Mileage	200
			2200 - Telecommunications Services	4,400
			Cell Phone	1,100
	Telephone Expense		3,300	
	2240 - Building Maintenance Service		2,000	
	Misc Repair		2,000	
	4010 - Office Supplies & Materials		1,000	
	Office Supplies & Mat'l		1,000	
	4050 - Small Tools & Machinery		4,000	
	Small Tools & Mach SC		4,000	
	4170 - Electric Usage		42,000	
	4180 - Water Usage		4,200	
	4210 - Safety Supplies		1,000	
	Safety Items for Storerooms	1,000		
	70300 - Store Clr-Muncie	2151 - Trash Disposal	1,000	
		Muncie Storeroom	1,000	
		2200 - Telecommunications Services	1,000	
		Telecommunications	1,000	
		2240 - Building Maintenance Service	2,000	
		Muncie Repairs	1,000	
		Muncie Warehouse Floors	1,000	
		4010 - Office Supplies & Materials	1,000	
		Office Supplies & Mat'l	1,000	
		4050 - Small Tools & Machinery	800	
	Misc. Tools	800		
	4170 - Electric Usage	15,000		
	4180 - Water Usage	1,000		
4210 - Safety Supplies	1,000			
70400 - Store Clr-Nearman	2200 - Telecommunications Services	2,250		
	Telephone Expense	2,250		



KANSAS CITY BOARD OF PUBLIC UTILITIES



2024 ANNUAL BUDGET

Operating Budget Details Budget Year - 2024

Purchasing Department

Department	Account	Class / Purpose of Expenditure	2024 Amount
6400 - Stores	70400 - Store Clr-Nearman	2240 - Building Maintenance Service	1,000
		Misc Repairs	1,000
		2241 - Building Maint Srvc - HVAC	3,600
		Cooling Twr-Replace Chemical Treatment Pump	3,600
		4010 - Office Supplies & Materials	1,500
		Office Supplies & Mat'ls	1,500
		4050 - Small Tools & Machinery	1,000
		Small Tools & Mach	1,000
		4210 - Safety Supplies	700
		Safety Items for Storeroom	700
6400 - Stores - Department Total			2,090,051
Purchasing & Stores - Total			3,071,485
Accounting/Finance & Purchasing - Division Total			6,814,771



KANSAS CITY BOARD OF PUBLIC UTILITIES



2024 ANNUAL BUDGET

Board of Public Utilities

2024 Proposed Budget

***Presentation for
Corporate Compliance***

December 4, 2023

**Work Plan
Goals**



KANSAS CITY BOARD OF PUBLIC UTILITIES



2024 ANNUAL BUDGET

CORPORATE COMPLIANCE

Corporate Compliance plays a critical role in ensuring that Electric Operations, Electric Production, Electric Supply, Water Production, and Water Distribution all comply with Federal and State regulations, including NERC Reliability Standards and Environmental Regulations. The team continuously evaluates and manages compliance activities to ensure that all requirements and regulations are met or exceeded. Additionally, the team includes Risk Management, which monitors and manages risk and threats across the entire utility. The NERC Department, Environmental Department, and Risk Management are all part of the Corporate Compliance team and report directly to the Executive Director of Corporate Compliance.

WORKPLAN GOALS AND OBJECTIVES

Environmental

- Ensure environmental compliance across the utility and prepare for future regulations in a cost-effective manner
- Implement compliance policies and procedures, including documentation, to support environmental compliance with all relevant statutes and requirements
- Engage with State, Federal, and Local agencies to stay informed of environmental regulations that may impact the utility
- Find ways to assist in improving operational efficiencies while maintaining environmental compliance.
- Review and assess policies, procedures, and programs to ensure effective training of personnel and contractors
- Manage an effective environmental monitoring and auditing program that includes corrective actions when needed

NERC

- Oversee utility-wide compliance with NERC standards by managing and implementing policies, procedures, processes, and documentation, and by submitting timely reports.
- Develop, review, and modify policies, procedures, and processes to identify, prevent, and address non-compliant activities
- Engage with regional and federal regulatory bodies to ensure compliance and provide support in regulatory matters
- Manage the preparation and maintenance of evidence and documentation to demonstrate compliance with the standards
- Manage and implement an effective NERC assurance monitoring and auditing program with corrective actions

Risk Management

- Manage the risk management process effectively by quantifying and assessing utility-wide active risks and threats on a regular basis
- Continuously monitor and evaluate utility-wide risk using risk indicators and subject-matter-experts to minimize potential threats
- Evaluate and assess opportunities to align internal auditing and risk management to improve the overall process
- Engage with insurance providers to seek out a reduction in premiums for property and liability insurance, thus reducing costs and minimizing financial risks
- Manage insurance risk assessment to reduce incomplete action items identified by the assessment and ensure that all identified risks are addressed and mitigated properly



KANSAS CITY BOARD OF PUBLIC UTILITIES



2024 ANNUAL BUDGET



This page has been left intentionally blank.

**Summary of
Major Expenses**



KANSAS CITY BOARD OF PUBLIC UTILITIES



2024 ANNUAL BUDGET

CORPORATE COMPLIANCE SUMMARY

SUMMARY OF SPENDING BY MAJOR EXPENSE CATEGORY

	<u>2022 Actual</u>	<u>2023 Budget</u>	<u>2024 Budget</u>
OPERATING BUDGET			
Personnel Costs	\$ 2,046,651	\$ 2,475,011	\$ 2,594,121
Services	971,570	1,932,434	1,897,283
Fuel and Purchase Power	-	-	-
Material and Supplies	115,717	131,500	133,500
Other Operating Expenses	289,634	585,900	585,900
TOTAL OPERATING BUDGET	\$ 3,423,572	\$ 5,124,845	\$ 5,210,804
CAPITAL BUDGET			
Equipment & Improvements	\$ -	\$ -	\$ -
Capitalized Labor	-	-	-
Energy Efficiency & Econ Dev Program	-	-	-
Economic Development Fund Authorization	-	-	-
Capital Lease Requirements	-	-	-
TOTAL CAPITAL BUDGET	\$ -	\$ -	\$ -
DEBT SERVICE BUDGET			
Principal	\$ -	\$ -	\$ -
Interest	-	-	-
TOTAL DEBT SERVICE BUDGET	\$ -	\$ -	\$ -
Payment In Lieu Of Taxes (PILOT)	\$ -	\$ -	\$ -
TOTAL ANNUAL SPENDING	\$ 3,423,572	\$ 5,124,845	\$ 5,210,804

SPENDING BY AREA

	<u>2022 Actual</u>	<u>2023 Budget</u>	<u>2024 Budget</u>
DEPARTMENT			
CC Administration	\$ 315,601	\$ 783,898	\$ 796,256
NERC Compliance	603,211	1,155,767	1,206,627
Environmental Services	2,504,760	3,185,180	3,207,921
TOTAL DEPARTMENT BUDGET	\$ 3,423,572	\$ 5,124,845	\$ 5,210,804

ALLOCATION OF SPENDING BY UTILITY REVENUES

	<u>2022 Actual</u>	<u>2023 Budget</u>	<u>2024 Budget</u>
UTILITY FUND			
Electric Utility	\$ 3,350,338	\$ 5,032,304	5,116,346
Water Utility	73,234	92,541	94,458
TOTAL UTILITY FUND	\$ 3,423,572	\$ 5,124,845	\$ 5,210,804



KANSAS CITY BOARD OF PUBLIC UTILITIES



2024 ANNUAL BUDGET



This page has been left intentionally blank.

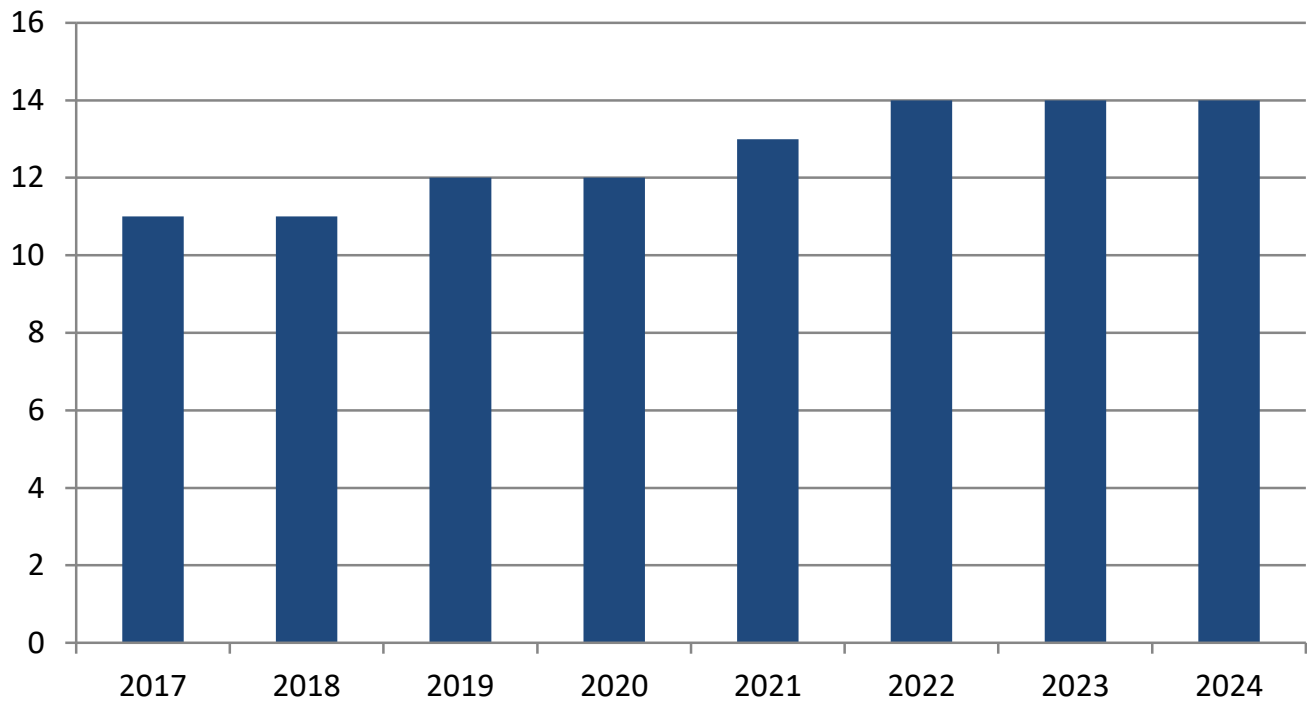
Staffing with Positions



2024 Corporate Compliance Staffing

The Corporate Compliance Division recommends no change to their 2024 staffing.

Corporate Compliance





KANSAS CITY BOARD OF PUBLIC UTILITIES



2024 ANNUAL BUDGET



This page has been left intentionally blank.

**Class Summary
of Expenses**



KANSAS CITY BOARD OF PUBLIC UTILITIES



2024 ANNUAL BUDGET

Corporate Compliance Division Summary of 2024 Budget by Class Type

Class Type	Purpose of Expenditure	2023 Approved	2024 Proposed
1010	Regular Labor	1,607,150	1,684,495
1030	Health Care/Medical Benefit	399,216	428,367
1040	Medical Insurance-Retirees	105,589	98,037
1050	Pension Benefit	136,607	143,182
1070	Life Insurance Benefit	26,519	34,195
1080	Unemployment Benefit	1,608	1,685
1090	OASDI/HI (FICA)	122,947	128,864
1100	Liability Insurance/Work Co	18,804	27,962
1110	Compensatory Balance Reserve	29,732	18,361
1130	Disability Pay Benefit	20,893	22,404
1180	Long-Term Care	5,946	6,569
	Total Personnel Costs	2,475,011	2,594,121
2020	Legal Services	168,000	168,000
2030	Engineering Services	70,000	70,000
2050	Auditing Services	320,000	320,000
2110	Environmental Services	958,900	917,900
2131	Computer Software Maintenance	27,000	27,000
2150	Janitorial Services	25,000	25,000
2151	Trash Disposal	1,983	1,983
2160	Travel/Training/Safety	61,580	61,580
2170	Outside Printing & Duplicating	50	50
2190	Dues/Memberships/Subscription	27,205	27,205
2200	Telecommunications Services	8,630	8,630
2210	Clerical/Office/Tech Services	65,200	65,200
2240	Building Maintenance Service	20,045	25,894
2241	Building Maint Svc - HVAC	18,446	18,446
2242	Building Maint Svc - Elevator	890	890
2243	Pest & Bird Control	500	500
2250	Mailing/Shipping Services	1,300	1,300
2300	Equipment Maintenance	72,205	72,205
2380	Sponsorships	500	500
2390	Risk Mngmnt & Consulting Srv	85,000	85,000
	Total Services	1,932,434	1,897,283
4010	Office Supplies & Materials	5,200	5,200
4041	Comp/Svr/Ntwrk Sftwr & Lic	1,000	1,000
4140	Plant Equipment	1,000	1,000
4150	T&D Equipment	2,000	2,000
4170	Electric Usage	9,000	9,000
4180	Water Usage	700	700
4190	Environmental Supplies	52,600	52,600
4330	Compressed Gases	60,000	62,000
	Total Material and Supplies	131,500	133,500
5110	Outside Regulatory Expenses	316,400	316,400
5200	NERC Reliability Compliance	269,500	269,500
	Total Other Operating Expenses	585,900	585,900
	Total Operating Budget	5,124,845	5,210,804
	Total Capital Budget	-	-
	Total BPU Budget	5,124,845	5,210,804



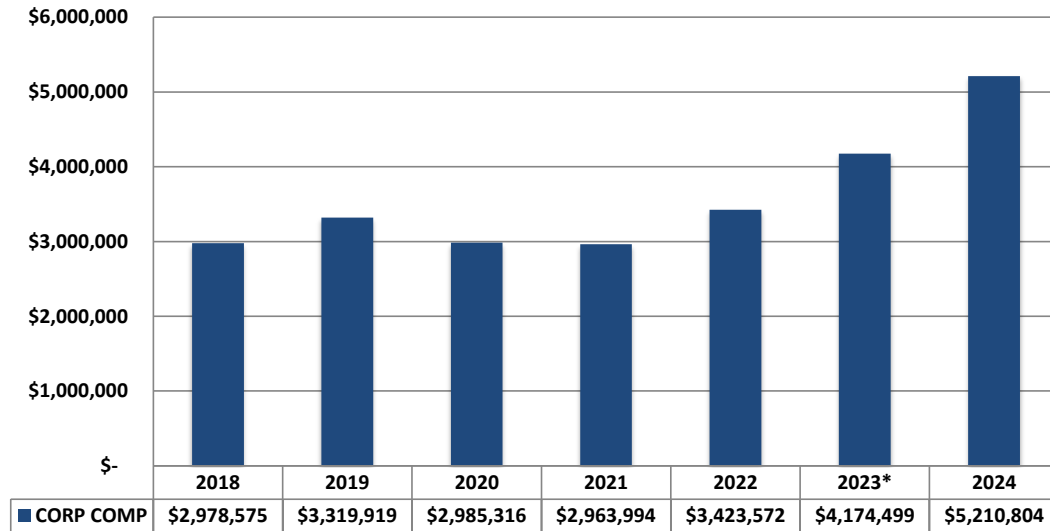
KANSAS CITY BOARD OF PUBLIC UTILITIES



2024 ANNUAL BUDGET

O&M History for Division

Corporate Compliance



* 9 Months Actual + 3 Months Budget

Change Since 2018	\$ 2,232,229
% Change Since 2018	74.9%
Average % change since 2018	12.5%

**BPU's Historical Division O&M costs since 2018 (Excluding Fuel & Purchase Power)
Includes: Wages, Services, Supplies, Other, (Capital is excluded)**

**Operating
Budget Detail**



KANSAS CITY BOARD OF PUBLIC UTILITIES



2024 ANNUAL BUDGET

Operating Budget Details Budget Year - 2024

Corporate Compliance Division

Department	Account	Class / Purpose of Expenditure	2024 Amount	
6800 - CC Administration	92000 - Admin and General Salaries	1010 - Regular Labor	212,180	
		1030 - Health Care/Medical Benefit	53,957	
		1040 - Medical Insurance-Retirees	12,349	
		1050 - Pension Benefit	18,035	
		1070 - Life Insurance Benefit	4,307	
		1080 - Unemployment Benefit	212	
		1090 - OASDI/HI (FICA)	16,232	
		1100 - Liability Insurance/Work Co	3,522	
		1110 - Compensatory Balance Reserve	2,313	
		1130 - Disability Pay Benefit	2,822	
		1180 - Long-Term Care	828	
		92100 - Office Supplies and Expenses	2131 - Computer Software Maintenance	2,000
			Software	2,000
	2160 - Travel/Training/Safety		10,000	
	Training		10,000	
	2190 - Dues/Memberships/Subscription		4,500	
	92300 - Outside Services Employed	Membership	1,500	
		Dues and Membership (AABE, Energy Bar, RTO & ERO Insider)	3,000	
		2020 - Legal Services	168,000	
		Legal Services	168,000	
		2050 - Auditing Services	200,000	
		Auditing Services	200,000	
		2390 - Risk Mngmnt & Consulting Srv	85,000	
	Risk Management - Consulting Services	85,000		
6800 - CC Administration - Department Total			796,257	



KANSAS CITY BOARD OF PUBLIC UTILITIES



2024 ANNUAL BUDGET

Operating Budget Details Budget Year - 2024

Corporate Compliance Division

Department	Account	Class / Purpose of Expenditure	2024 Amount	
6900 - NERC Compliance	92000 - Admin and General Salaries	1010 - Regular Labor	512,876	
		1030 - Health Care/Medical Benefit	130,424	
		1040 - Medical Insurance-Retirees	29,849	
		1050 - Pension Benefit	43,594	
		1070 - Life Insurance Benefit	10,411	
		1080 - Unemployment Benefit	513	
		1090 - OASDI/HI (FICA)	39,235	
		1100 - Liability Insurance/Work Co	8,514	
		1110 - Compensatory Balance Reserve	5,590	
		1130 - Disability Pay Benefit	6,821	
		1180 - Long-Term Care	2,000	
		92100 - Office Supplies and Expenses	2160 - Travel/Training/Safety Training	20,000
			2190 - Dues/Memberships/Subscription	4,200
			NERC Compliance Officer	625
			Department	2,795
			CIP Compliance Analyst	260
	Compliance Coordinator		260	
	Operation & Planning Engr		260	
	2200 - Telecommunications Services		1,500	
	Laptop Wireless		600	
	AT&T Charges		900	
	4010 - Office Supplies & Materials		600	
	Office Supplies & Office Materials		600	
	4041 - Comp/Srvr/Ntwrk Sftwr & Lic		1,000	
	Sogolytics Annual License Fee [2 licenses]		1,000	
	92300 - Outside Services Employed		2050 - Auditing Services	120,000
			NERC CVA/External Audit NERC Program	120,000
		5200 - NERC Reliability Compliance	269,500	
		NERC Training Licenses [required]	25,000	
		NERC Micro Training Development and Maintenance	50,000	
		NATF Membership for BPU	35,000	
		BitSight Risk Management Licenses (3 year renewal)	12,000	
Energy Sec Membership for BPU		2,500		
External NERC Projects [NERC Access Controls Automation]		145,000		
6900 - NERC Compliance - Department Total			1,206,629	



KANSAS CITY BOARD OF PUBLIC UTILITIES



2024 ANNUAL BUDGET

Operating Budget Details Budget Year - 2024

Corporate Compliance Division

Department	Account	Class / Purpose of Expenditure	2024 Amount
1700 - Environmental Services	50600 - Misc. Steam Power Expense	1010 - Regular Labor	709,717
		1030 - Health Care/Medical Benefit	180,481
		1040 - Medical Insurance-Retirees	41,306
		1050 - Pension Benefit	60,326
		1070 - Life Insurance Benefit	14,407
		1080 - Unemployment Benefit	710
		1090 - OASDI/HI (FICA)	54,293
		1100 - Liability Insurance/Work Co	11,781
		1110 - Compensatory Balance Reserve	7,736
		1120 - Labor Attrition-Wages	(151,979)
		1121 - Labor Attrition Burden	(82,069)
		1130 - Disability Pay Benefit	9,439
		1180 - Long-Term Care	2,768
		2030 - Engineering Services	10,000
		Engineering Services	10,000
		2110 - Environmental Services	680,450
		Oil Tanks - Pump, Clean, Inspect	34,000
		Hazardous and Special Waste Analysis & Disposals	48,000
		CUDA & Haz Waste Analysis	1,000
		Groundwater & 316(b) Sampling	1,000
		Supplies	
		Well Install/Abandonment/ELG	35,000
		Q & N - Coal Pond and Inlet Drain Cleanings	7,000
		Oily & Special Waste	23,000
		Ground Water Monitoring/CCR	70,000
		Disposal of Mud Traps from Quindaro	1,000
		Garage	
		CCR State Permit Program	12,000
		N & Q Landfill Permit Renewals	5,000
		Fire Suppression Inspections at Haz Waste Storage Bldgs	1,650
		ZM Anode Replacement (x2 anodes)	13,000
		Groundwater Analysis	100,000
		Misc Spill Remediations	100,000
		Asbestos Analysis, Monitoring & Abatement - K,N & Q	93,500
		Hazardous Waste Storage Shed	100
		Landfill Maintenance per Permit REQs	55,000
		Lead (Pb) Abatements	4,000
		Animal Control Services - Small Animals	3,400
		Zebra Mussel Veliger Analyses - Power Plants	2,700
		Quarterly Storm Water Analyses	1,600
		Animal Control Services - Birds	43,500
		AST Ultrasonic Testing	1,500
		Nearman Power & Quindaro Tank Cleans	1,000
		NPDES Analysis	20,000
		Fluorescent Bulb Recycling	2,500



KANSAS CITY BOARD OF PUBLIC UTILITIES



2024 ANNUAL BUDGET

Operating Budget Details Budget Year - 2024

Corporate Compliance Division

Department	Account	Class / Purpose of Expenditure	2024 Amount
1700 - Environmental Services	50600 - Misc. Steam Power Expense	2150 - Janitorial Services	25,000
		Environmental Portion Janitorial Services (300 N 65th)	25,000
		2151 - Trash Disposal	1,983
		Environmental Portion - Trash Pickup (300 N 65th)	1,983
		2160 - Travel/Training/Safety	23,180
		Haz-Mat Management Training	1,500
		CHMM Training & Testing	1,000
		Annual KDHE Environmental Conference (for 3)	1,500
		40 Hour Hazardous Waste Operator (40-hr initial)	2,780
		Other Unspecified Training	5,000
		EUEC Annual Conference	2,500
		Asbestos Inspector Recertification (2)	2,000
		PCB Management Training Course/Conference	3,500
		40-Hour Hazardous Waste Operator (8-hr refresher)	450
		Haz-Mat Shipping Skills Program (OSHA, DOT and EPA Regs)	2,100
		Kansas/State Landfill Association Annual Convention	850
		2190 - Dues/Memberships/Subscription	18,405
		Kansas/State Landfill Association Membership	3,000
		Environmental Reports, Books, Papers	1,200
		Asbestos License Certifications	875
		Hazardous Waste Certifications	500
		Air & Waste Management Association (4)	800
		Misc Env Dues, Memberships, Subscriptions	3,030
		BNA On-line Regulations	9,000
		2200 - Telecommunications Services	6,980
		Mobile Phones	2,500
		Wireless Computer Card Fees (for 2)	480
		Mobile Chargers	4,000
		2210 - Clerical/Office/Tech Services	65,000
		Copiers Maint Services charge	1,000
		Onsite Environmental Services	64,000
		2240 - Building Maintenance Service	25,894
		HVAC Compressor(s) Replacement	4,946
		General Bldg Maint (300 N 65th)	11,250
		Ice Maker Lease (300 N 65th)	854
		Garage Light Replacement to LED	6,750
		Fire System Maint (300 N 65th)	742
		Time Warner Cable	1,352
		2241 - Building Maint Srvc - HVAC	18,446
		HVAC Maint Contract (300 N 65th)	4,946
		HVAC Repairs	13,500



KANSAS CITY BOARD OF PUBLIC UTILITIES



2024 ANNUAL BUDGET

Operating Budget Details Budget Year - 2024

Corporate Compliance Division

Department	Account	Class / Purpose of Expenditure	2024 Amount
1700 - Environmental Services	50600 - Misc. Steam Power Expense	2242 - Building Maint Srvc - Elevator	890
		Elevator Maint (300 N 65th)	890
		2243 - Pest & Bird Control	500
		Pest Control (300 N 65th)	500
		2250 - Mailing/Shipping Services	1,000
		Mailing/Shipping Services	1,000
		2300 - Equipment Maintenance	4,105
		Maintenance of Nuclear Sources @	500
		Power Plants	
		EMF Meter Calibration	250
		Geiger Counter Calibration	855
		Continuous Chlorine	2,500
		Monitor/Maintenance	
		2380 - Sponsorships	500
		Miscellaneous	500
		4010 - Office Supplies & Materials	4,500
		Office Supplies & Materials	4,500
		4140 - Plant Equipment	1,000
		NPDES Flow Meter & Temp Gauge	1,000
		Maint (Q & N)	
		4170 - Electric Usage	9,000
		4180 - Water Usage	700
		4190 - Environmental Supplies	4,700
		Hazardous Waste Sampling Supplies Q,	2,000
		N	
		Emergency Spill Kit Refills Q, N, K	2,000
		Environmental Signs, Labels, Postings	700
		5110 - Outside Regulatory Expenses	13,400
		Hazardous Waste State Fees	2,800
		Annual KDHE Nuclear Material License	2,000
		Fee	
		Annual KDHE Spill Report Processing	1,200
Fee			
Wastewater (NPDES) Permit Fees	3,300		
Annual Toxic Release (TRI) Fees to	3,200		
KDHE			
AST & UST permit fees	900		
2030 - Engineering Services	15,000		
Env Assessments for Property	1,000		
Acquisitions			
Env Assessments at Vacated BPU	10,000		
Properties			
Service Center Transformer	3,000		
Storage/Maintenance/Supplies			
Spill Mitigation for Cleanups (soil/seed)	1,000		
2110 - Environmental Services	60,900		
Removal of PCB Transformers Near	5,000		
Schools			
Disposals of PCB Tanks	2,000		
Spill Reports to KDHE	100		
58800 - Misc Distribution Expense			



KANSAS CITY BOARD OF PUBLIC UTILITIES



2024 ANNUAL BUDGET

Operating Budget Details Budget Year - 2024

Corporate Compliance Division

Department	Account	Class / Purpose of Expenditure	2024 Amount
1700 - Environmental Services	58800 - Misc Distribution Expense	UST Maintenance @ Service Center	1,000
		Asbestos Abatement Underground T&D Vaults	6,500
		UST Audits, Inspections, & Calibrations	800
		Asbestos Bulk & Air Sampling	500
		Maywood Landfill Maintenance	3,000
		Service Center PCB Tank Empty & Disposal	7,000
		Special/Oily Waste Disposal Permit Analysis	9,000
		Hazardous, Non-hazardous, Special, and PCB Disposal Costs	20,000
		Disposal of Mud from Garage Floor Traps	6,000
		2300 - Equipment Maintenance	100
		EMF Meter Calibration	100
		4150 - T&D Equipment	2,000
		Raptor protection supplies	1,000
		Underground vault supplies	1,000
		4190 - Environmental Supplies	3,450
	Sampling Supplies for Service Center (ie: PCBs)	1,000	
	Spill Trays & Bags for Linemen Trucks	500	
	Replace UST Fill Port "Buckets" as Needed	450	
	Spill Supplies for Service Center	1,500	
	5110 - Outside Regulatory Expenses	280	
	Hazardous Waste Fees to KDHE	150	
	UST & AST Permit Fees for Service Center	130	
	64300 - Laboratory Expense	2110 - Environmental Services	10,000
		Misc Analysis	1,000
		Unknown Drum Profiling	1,000
		NWTP Waste Analysis and Disposal	8,000
		4190 - Environmental Supplies	1,280
		Waste Signs	30
		Drum Management supplies	1,000
		Sampling Supplies - Lab Expense	250
66500 - Operation Labor & Exp-Wtr Dist		2110 - Environmental Services	450
		Asbestos Bulk Analyses - Muncie	150
	Special Waste and Misc Analyses - Muncie	300	
	4190 - Environmental Supplies	50	
	Sampling Supplies - Muncie	50	
80400 - Trans Clr-Muncie	2110 - Environmental Services	10,400	
	Special Waste Analysis - Muncie	1,500	
	Annual UST Inspections/Calibrations @ Muncie	6,000	
	Fire Suppression Inspections- Muncie	200	
	Muncie: Haz, Non-Haz, Special Waste Disposals	2,700	



KANSAS CITY BOARD OF PUBLIC UTILITIES



2024 ANNUAL BUDGET

Operating Budget Details Budget Year - 2024

Corporate Compliance Division

Department	Account	Class / Purpose of Expenditure	2024 Amount	
1700 - Environmental Services	80400 - Trans Clr-Muncie	4190 - Environmental Supplies	2,050	
		Replace UST Equipment	1,000	
		Hot Water Parts Washer Supplies	950	
			Sampling Supplies - Trans Clr Muncie	100
			5110 - Outside Regulatory Expenses	1,000
			Hazardous Waste Fees to KDHE	500
			Muncie Garage UST & AST Permit Fees	500
		82000 - Trans Clr-Quindaro	2110 - Environmental Services	5,000
			Special waste disposals Trans Clr - Quindaro	3,000
			Fire suppression inspection	500
			Special waste analysis	1,500
			4190 - Environmental Supplies	850
			Waste Storage Supplies	300
			Sampling Supplies	50
			Spill Trays & Containment	500
			5110 - Outside Regulatory Expenses	1,800
		Hazardous Waste Fees to KDHE	1,800	
1700 - Environmental Services - Department Total			1,889,158	



KANSAS CITY BOARD OF PUBLIC UTILITIES



2024 ANNUAL BUDGET

Operating Budget Details Budget Year - 2024

Corporate Compliance Division

Department	Account	Class / Purpose of Expenditure	2024 Amount
1701 - Environmental Air Quality	50600 - Misc. Steam Power Expense	1010 - Regular Labor	401,702
		1030 - Health Care/Medical Benefit	102,153
		1040 - Medical Insurance-Retirees	23,379
		1050 - Pension Benefit	34,145
		1070 - Life Insurance Benefit	8,155
		1080 - Unemployment Benefit	402
		1090 - OASDI/HI (FICA)	30,730
		1100 - Liability Insurance/Work Co	6,668
		1110 - Compensatory Balance Reserve	4,379
		1130 - Disability Pay Benefit	5,343
		1180 - Long-Term Care	1,567
		2030 - Engineering Services	45,000
		NSR/Reviews/Emission Calcs	10,000
		GHG/CO2 Compliance	28,000
		K, N, and Q Title V Air Operating Permits Renewals	7,000
		2110 - Environmental Services	150,700
		Sorbent Trap Off-site Analysis	2,700
		TRI -3rd Party Support	5,000
		Met-80 Quarterly Audit & PM Hg System	7,000
		CEM Annual RATA Testing CT4	10,000
		Air & CEM Training to Technicians and Staff	5,000
		CT4 Natural Gas Sampling	2,000
		CEM, Hg & PM Rata Testing N1	55,000
		CT4 Formaldehyde Testing	22,000
		Troubleshooting CEM Systems	10,000
		CT - Fuel Analysis (SO2 & GHG)	12,000
		CT4 Performance Testing - Title V Permit Renewal	20,000
		2131 - Computer Software Maintenance	25,000
		Air Analyzer (CEM) Software 24/7 Support	25,000
		2160 - Travel/Training/Safety	8,400
		Annual EUEC/APPA Conference	2,000
		Semi-Annual Method 9 Smoke Reader Certification (2)	1,000
		Annual KDHE Air Quality Seminars	900
		Annual KDHE Environmental Conference	1,800
		Regional Air & Climate Meetings	500
		Environmental Training Courses	500
		Local & Regional EPA, KDHE, DAQ Workshops	900
		Annual KC AWMA Conference (3)	800
		2170 - Outside Printing & Duplicating	50
		Public document printing	50
		2190 - Dues/Memberships/Subscription	100
		Air & Waste Management Association Dues (3)	100
		2200 - Telecommunications Services	150
		Telecommunication Services	150



KANSAS CITY BOARD OF PUBLIC UTILITIES



2024 ANNUAL BUDGET

Operating Budget Details Budget Year - 2024

Corporate Compliance Division

Department	Account	Class / Purpose of Expenditure	2024 Amount
1701 - Environmental Air Quality	50600 - Misc. Steam Power Expense	2210 - Clerical/Office/Tech Services	200
		Clerical/Office/Tech Services	200
		2250 - Mailing/Shipping Services	300
		Mailing Expense	300
		2300 - Equipment Maintenance	68,000
		Boiler Tuning (N1 MATS)	1,000
		CEM Analyzer Calibration & Maint	20,000
		CT 4 CEM Flow Meter calibration & maint	5,000
		MET 80 Annual Calibration	4,500
		Met-80 Sorbent Trap Annual Spare	4,500
		Parts Kit	
		Ohio Lumex Annual Calibration	3,000
		Probe Controller	10,000
		Ohio Lumex Realtime Analyzer Hg	20,000
		Emission Monitor Biennial Visit	
		4010 - Office Supplies & Materials	100
		Office Supplies/Materials	100
		4190 - Environmental Supplies	40,220
		Sorbent Traps	18,000
		Ohio Lumex Analyzer Supplies	8,220
		Ohio Lumex Real Time Analyzer Spare	9,000
		Parts	
		CT-4 Fuel Oil Sampling Supplies	5,000
		4330 - Compressed Gases	62,000
		CEM Calibration Gasses	52,000
		PCMS Calibration Gases	10,000
		5110 - Outside Regulatory Expenses	299,920
		Annual Power Plant Emissions Fees to	224,920
		KDHE	
		N1 Allowances	75,000
1701 - Environmental Air Quality - Department Total			1,318,761
Environmental Services - Total			3,207,919
Corporate Compliance - Division Total			5,210,805



KANSAS CITY BOARD OF PUBLIC UTILITIES



2024 ANNUAL BUDGET



This page has been left intentionally blank.

**Capital
Budget Summary**



No Capital Budget



KANSAS CITY BOARD OF PUBLIC UTILITIES



2024 ANNUAL BUDGET



This page has been left intentionally blank.



KANSAS CITY BOARD OF PUBLIC UTILITIES



2024 ANNUAL BUDGET

Board of Public Utilities

2024 Proposed Budget

*Presentation for
Customer Service*

December 4, 2023

**Work Plan
Goals**



KANSAS CITY BOARD OF PUBLIC UTILITIES



2024 ANNUAL BUDGET

CUSTOMER SERVICES

The Customer Services Division includes Customer Relations, Customer Accounting, Cash Operations, Collections, UMS Coordinators, MDM Analyst, QA Analyst and an Administrative Assistant.

Division responsibilities include but are not limited to, residential and commercial account status calls and information, emails, billing, billing inquires, researching discrepancies adjustments, electronic payment file processing, payment posting, returned item processing, new, transfer and final services, disconnects, reconnects, payment arrangements, extensions, agency commitments, bankruptcy, and uncollected debt. The Division is also responsible for managing and reviewing CIS reports for accuracy, assisting with residential and commercial new construction, providing oversight of the customer utility data information, assisting with testing and new products and processes, updating and implementing changes to the Customer Information System.

The Meter Data Management System Analyst contributes to a high level of customer satisfaction by monitoring and analyzing the activities of the AMI/MDMS data in all Customer Service Division Departments as well as assisting with coordination, testing, implementation and monitoring of all new and current systems and programs. works with IT to support operations and is a liaison between all departments. Also, provides feedback, input and training on programs and policies.

The QA Analyst provides in-depth and comprehensive customer service training and manuals, Monitors CSR's for proper process application, policy and program details, and account documentation to provide accurate and consistent messaging to customers.

The Customer Services Division oversees all customer utility account functions and supports all Divisions to provide and maintain unified and consistent business processes to deliver an excellent customer experience.

WORKPLAN GOALS AND OBJECTIVES

The Division goal is to deliver an excellent customer service experience and consistently strive to improve communications, technology and processes that enhance the quality, efficiency and effectiveness of customer service interactions.

- Continue to research alternatives phone systems and options needed to update the call center system with new technology to improve the customer service experience
- Test and prepare for new MDM implementation in 2024.
- Review the Customer Service Policies and SOP's for best practices and consistency with industry standards.
- Ensure billing processes are approved in a timely manner to help maintain positive revenue flow. Monitor high-low reports ensuring effectiveness in increasing the accuracy of the billing process.
- Evaluate current collections provider and processes for positive ID, credit verification and deposit application. If necessary, research alternative providers that have enhanced methods of providing these services.
- Research methods to identify and control unauthorized usage to minimize impacts of lost revenue.
- Actively market customer self-service options to promote customer tools that allow customers to monitor their usage, identify potential energy efficiency savings and manage their account.
- Continue to promote Paperless Billing and other cost-effective programs that benefit the customer and utility. Research and implement incentives to increase adoption of programs.
- Continue to monitor text messaging and research adding new messages that will enhance communications.
- Continue to promote and monitor the FlexPay Program to ensure customer satisfaction of the effectiveness and benefits of the program. Implement customer videos and monitor increased adoption.
- Enhance kiosk machine payment option to post real-time and explore adding additional payment types.
- Focus on customer service training that improves customer service interactions and communication skills while encouraging positive customer relations and experiences.
- Ensure professional customer service culture that promotes improved customer satisfaction.
- Continue to improve and minimize employee response time, wait time, abandoned calls and talk time.
- Monitor the upgraded CIS system and utilize new enhancements and functionality.



KANSAS CITY BOARD OF PUBLIC UTILITIES



2024 ANNUAL BUDGET



This page has been left intentionally blank.

**Summary of
Major Expenses**



KANSAS CITY BOARD OF PUBLIC UTILITIES



2024 ANNUAL BUDGET

CUSTOMER SERVICES SUMMARY

SUMMARY OF SPENDING BY MAJOR EXPENSE CATEGORY

	<u>2022 Actual</u>	<u>2023 Budget</u>	<u>2024 Budget</u>
OPERATING BUDGET			
Personnel Costs	\$ 4,380,194	\$ 4,629,985	\$ 4,790,925
Services	1,523,749	1,426,100	1,431,600
Fuel and Purchase Power	-	-	-
Material and Supplies	9,590	18,250	18,500
Other Operating Expenses	-	-	-
TOTAL OPERATING BUDGET	\$ 5,913,533	\$ 6,074,335	\$ 6,241,025
CAPITAL BUDGET			
Equipment & Improvements	\$ -	\$ -	\$ -
Capitalized Labor	-	-	-
Energy Efficiency & Econ Dev Program	-	-	-
Economic Development Fund Authorization	-	-	-
Capital Lease Requirements	-	-	-
TOTAL CAPITAL BUDGET	\$ -	\$ -	\$ -
DEBT SERVICE BUDGET			
Principal	\$ -	\$ -	\$ -
Interest	-	-	-
TOTAL DEBT SERVICE BUDGET	\$ -	\$ -	\$ -
Payment In Lieu Of Taxes (PILOT)	\$ -	\$ -	\$ -
TOTAL ANNUAL SPENDING	\$ 5,913,533	\$ 6,074,335	\$ 6,241,025

SPENDING BY AREA

	<u>2022 Actual</u>	<u>2023 Budget</u>	<u>2024 Budget</u>
DEPARTMENT			
Cash Operations	\$ 1,465,034	\$ 1,275,063	\$ 1,394,299
Collections	864,718	1,035,935	936,458
CS Administration	813,931	999,926	1,085,934
Customer Billing	1,299,900	1,203,401	1,206,215
Customer Relations	1,469,950	1,560,010	1,618,119
TOTAL DEPARTMENT BUDGET	\$ 5,913,533	\$ 6,074,335	\$ 6,241,025

ALLOCATION OF SPENDING BY UTILITY REVENUES

	<u>2022 Actual</u>	<u>2023 Budget</u>	<u>2024 Budget</u>
UTILITY FUND			
Electric Utility	\$ 3,783,131	\$ 3,898,267	4,007,477
Water Utility	2,130,402	2,176,068	2,233,548
TOTAL UTILITY FUND	\$ 5,913,533	\$ 6,074,335	\$ 6,241,025



KANSAS CITY BOARD OF PUBLIC UTILITIES



2024 ANNUAL BUDGET



This page has been left intentionally blank.

Staffing with Positions



KANSAS CITY BOARD OF PUBLIC UTILITIES



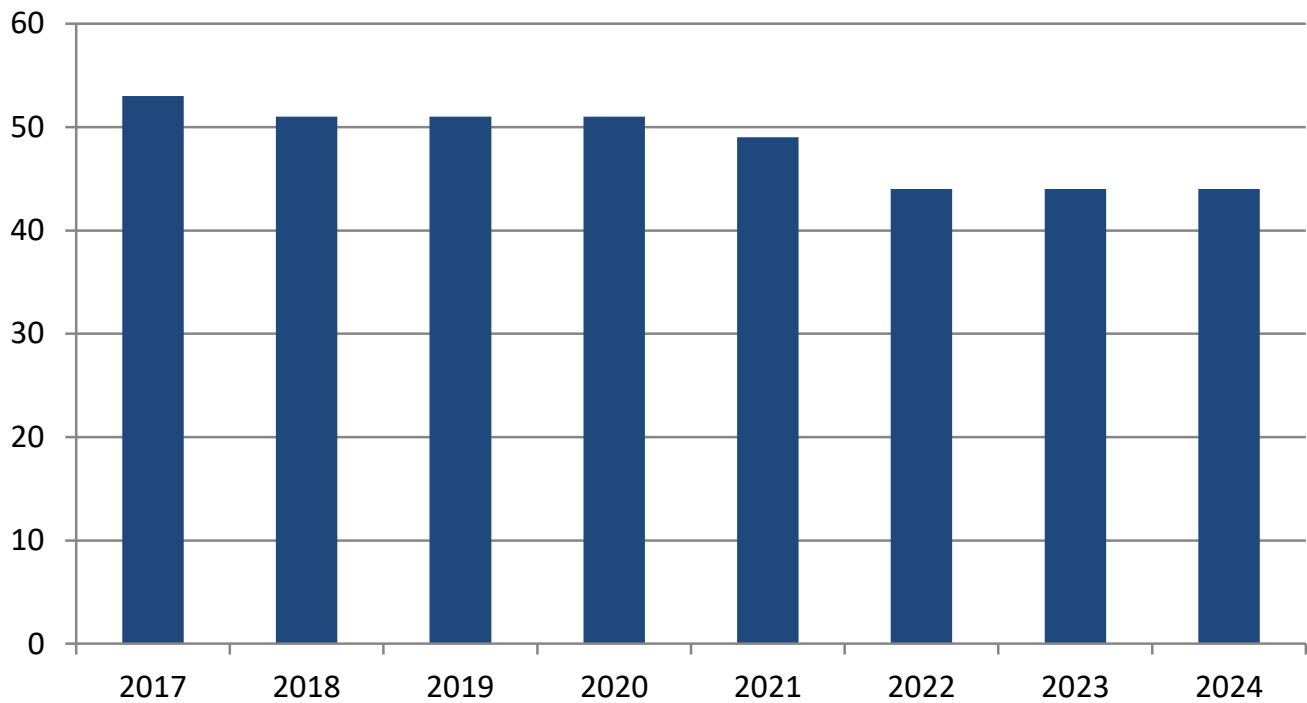
2024 ANNUAL BUDGET

2024 Customer Services Division Staffing

The Customer Services Division recommends the following change to their 2024 staffing.

- Move one position from department 5200 – Collections to department 5100 – Cash Operations.

Customer Service





KANSAS CITY BOARD OF PUBLIC UTILITIES



2024 ANNUAL BUDGET



This page has been left intentionally blank.

**Class Summary
of Expenses**



KANSAS CITY BOARD OF PUBLIC UTILITIES



2024 ANNUAL BUDGET

Customer Service Division Summary of 2024 Budget by Class Type

Class Type	Purpose of Expenditure	2023 Approved	2024 Proposed
1010	Regular Labor	3,003,841	3,108,350
1020	Overtime/Special Pay	3,500	3,500
1030	Health Care/Medical Benefit	746,154	790,452
1040	Medical Insurance-Retirees	197,353	180,905
1050	Pension Benefit	255,624	264,508
1070	Life Insurance Benefit	49,564	63,100
1080	Unemployment Benefit	3,007	3,112
1090	OASDI/HI (FICA)	230,062	238,056
1100	Liability Insurance/Work Co	35,145	51,598
1110	Compensatory Balance Reserve	55,571	33,882
1130	Disability Pay Benefit	39,050	41,340
1180	Long-Term Care	11,114	12,122
Total Personnel Costs		4,629,985	4,790,925
2070	Banking/Cash Mgmt/Treasury	838,500	843,500
2160	Travel/Training/Safety	17,000	17,000
2170	Outside Printing & Duplicating	450,000	450,000
2190	Dues/Memberships/Subscription	1,250	1,750
2200	Telecommunications Services	24,850	24,850
2210	Clerical/Office/Tech Services	1,500	1,500
2230	Collection Services	90,000	90,000
2300	Equipment Maintenance	3,000	3,000
Total Services		1,426,100	1,431,600
4010	Office Supplies & Materials	10,000	10,250
4160	Office Equipment	8,000	8,000
4220	Communication Supplies	250	250
Total Material and Supplies		18,250	18,500
Total Operating Budget		6,074,335	6,241,025
Total Capital Budget		-	-
Total BPU Budget		6,074,335	6,241,025



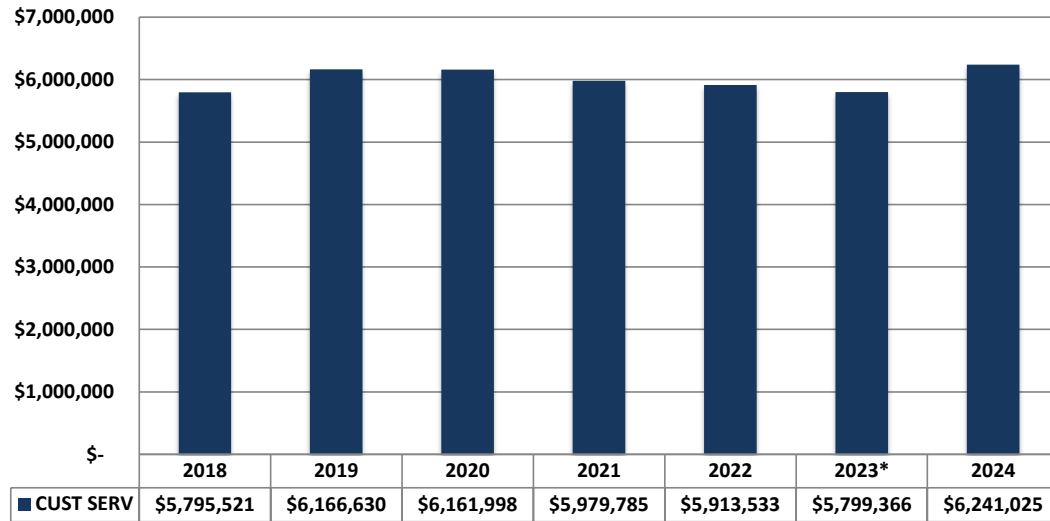
KANSAS CITY BOARD OF PUBLIC UTILITIES



2024 ANNUAL BUDGET

O&M History for Division

Customer Services



* 9 Months Actual + 3 Months Budget

Change Since 2018	\$ 445,504
% Change Since 2018	7.7%
Average % change since 2018	1.3%

BPU's Historical Division O&M costs since 2018 (Excluding Fuel & Purchase Power)
Includes: Wages, Services, Supplies, Other, (Capital is excluded)

**Operating
Budget Detail**



KANSAS CITY BOARD OF PUBLIC UTILITIES



2024 ANNUAL BUDGET

Operating Budget Details Budget Year - 2024

Customer Service Division

Department	Account	Class / Purpose of Expenditure	2024 Amount
5800 - CS Administration	90100 - Supv and Customer Serv Expense	1010 - Regular Labor	690,607
		1030 - Health Care/Medical Benefit	175,621
		1040 - Medical Insurance-Retirees	40,193
		1050 - Pension Benefit	58,702
		1070 - Life Insurance Benefit	14,019
		1080 - Unemployment Benefit	691
		1090 - OASDI/Hi (FICA)	52,831
		1100 - Liability Insurance/Work Co	11,464
		1110 - Compensatory Balance Reserve	7,528
		1130 - Disability Pay Benefit	9,185
		1180 - Long-Term Care	2,693
		2160 - Travel/Training/Safety	15,000
		Conferences & Training - Mgr Cust Service	14,500
		Mileage	500
		2190 - Dues/Memberships/Subscription	1,750
		AABE	1,600
		Black Achievers Society	150
		2200 - Telecommunications Services	3,650
		Cellular Phones	950
		Telephone Charges	2,050
		MiFi	650
		4010 - Office Supplies & Materials	2,000
		Office Supplies & Materials	2,000
5800 - CS Administration - Department Total			1,085,935



KANSAS CITY BOARD OF PUBLIC UTILITIES



2024 ANNUAL BUDGET

Operating Budget Details Budget Year - 2024

Customer Service Division

Department	Account	Class / Purpose of Expenditure	2024 Amount
5000 - Customer Relations	90100 - Supv and Customer Serv Expense	1010 - Regular Labor	1,091,809
		1030 - Health Care/Medical Benefit	277,647
		1040 - Medical Insurance-Retirees	63,543
		1050 - Pension Benefit	92,804
		1070 - Life Insurance Benefit	22,164
		1080 - Unemployment Benefit	1,092
		1090 - OASDI/HI (FICA)	83,523
		1100 - Liability Insurance/Work Co	18,124
		1110 - Compensatory Balance Reserve	11,901
		1120 - Labor Attrition-Wages	(56,373)
		1121 - Labor Attrition Burden	(30,441)
		1130 - Disability Pay Benefit	14,521
		1180 - Long-Term Care	4,258
	90300 - Cust Records and Coll Expense	2160 - Travel/Training/Safety	2,000
		Employee Mileage	2,000
		2210 - Clerical/Office/Tech Services	500
		Temporary Employee-Switchboard	500
		2200 - Telecommunications Services	7,800
		Telephone Charges	7,400
		Cellular Phones	400
		2300 - Equipment Maintenance	3,000
		Telephone/IVR Maint	3,000
		4010 - Office Supplies & Materials	3,000
		Office Supplies & Materials	3,000
		4160 - Office Equipment	7,000
		Office Equipment	7,000
		4220 - Communication Supplies	250
Communication Supplies	250		
5000 - Customer Relations - Department Total			1,618,121



KANSAS CITY BOARD OF PUBLIC UTILITIES



2024 ANNUAL BUDGET

Operating Budget Details Budget Year - 2024

Customer Service Division

Department	Account	Class / Purpose of Expenditure	2024 Amount
5100 - Cash Operations	90300 - Cust Records and Coll Expense	1010 - Regular Labor	351,606
		1020 - Overtime/Special Pay	2,000
		1030 - Health Care/Medical Benefit	89,413
		1040 - Medical Insurance-Retirees	20,463
		1050 - Pension Benefit	30,057
		1070 - Life Insurance Benefit	7,138
		1080 - Unemployment Benefit	354
		1090 - OASDI/Hi (FICA)	27,051
		1100 - Liability Insurance/Work Co	5,837
		1110 - Compensatory Balance Reserve	3,833
		1130 - Disability Pay Benefit	4,676
		1180 - Long-Term Care	1,371
		2070 - Banking/Cash Mgmt/Treasury	843,500
		Banking Service	60,000
		Electronic Bill Payment	675,000
		Cust Pre-Pay Services	105,000
		Armored Car Service	3,500
		2200 - Telecommunications Services	3,000
		Cell Phones	500
		Telephone Charges	2,500
		2210 - Clerical/Office/Tech Services	500
		Temporary employee	500
		4010 - Office Supplies & Materials	2,500
		Office Supplies & Materials	2,500
		4160 - Office Equipment	1,000
		Office Equipment	1,000
5100 - Cash Operations - Department Total			1,394,299



KANSAS CITY BOARD OF PUBLIC UTILITIES



2024 ANNUAL BUDGET

Operating Budget Details Budget Year - 2024

Customer Service Division

Department	Account	Class / Purpose of Expenditure	2024 Amount
5200 - Collections	90300 - Cust Records and Coll Expense	1010 - Regular Labor	594,687
		1020 - Overtime/Special Pay	1,500
		1030 - Health Care/Medical Benefit	151,229
		1040 - Medical Insurance-Retirees	34,611
		1050 - Pension Benefit	50,676
		1070 - Life Insurance Benefit	12,072
		1080 - Unemployment Benefit	596
		1090 - OASDI/Hi (FICA)	45,608
		1100 - Liability Insurance/Work Co	9,872
		1110 - Compensatory Balance Reserve	6,482
		1120 - Labor Attrition-Wages	(51,950)
		1121 - Labor Attrition Burden	(28,053)
		1130 - Disability Pay Benefit	7,909
		1180 - Long-Term Care	2,319
		2200 - Telecommunications Services	6,400
		Telephone Charges	5,900
		Cellular Phones	500
		2210 - Clerical/Office/Tech Services	500
		Temp Employee - Lobby Receptionist	500
		2230 - Collection Services	90,000
		Online Collection Agency Fees	90,000
		4010 - Office Supplies & Materials	2,000
		Office Supplies & Materials	2,000
5200 - Collections - Department Total			936,458



KANSAS CITY BOARD OF PUBLIC UTILITIES



2024 ANNUAL BUDGET

Operating Budget Details Budget Year - 2024

Customer Service Division

Department	Account	Class / Purpose of Expenditure	2024 Amount
6200 - Customer Billing	90300 - Cust Records and Coll Expense	1010 - Regular Labor	487,964
		1030 - Health Care/Medical Benefit	124,089
		1040 - Medical Insurance-Retirees	28,400
		1050 - Pension Benefit	41,477
		1070 - Life Insurance Benefit	9,906
		1080 - Unemployment Benefit	488
		1090 - OASDI/HI (FICA)	37,329
		1100 - Liability Insurance/Work Co	8,100
		1110 - Compensatory Balance Reserve	5,319
		1130 - Disability Pay Benefit	6,490
		1180 - Long-Term Care	1,903
		2170 - Outside Printing & Duplicating	450,000
		Outside Printing	450,000
		2200 - Telecommunications Services	4,000
		Cell Phone	500
		Telephone Charges	3,500
		4010 - Office Supplies & Materials	750
Office Supplies & Materials	750		
6200 - Customer Billing - Department Total			1,206,215
Customer Service - Division Total			6,241,028



KANSAS CITY BOARD OF PUBLIC UTILITIES



2024 ANNUAL BUDGET



This page has been left intentionally blank.

**Capital
Budget Summary**



No Capital Budget



KANSAS CITY BOARD OF PUBLIC UTILITIES



2024 ANNUAL BUDGET



This page has been left intentionally blank.



KANSAS CITY BOARD OF PUBLIC UTILITIES



2024 ANNUAL BUDGET

Board of Public Utilities

2024 Proposed Budget

***Presentation for
General Management
&
Utility Wide***

December 4, 2023

**General
Management**



KANSAS CITY BOARD OF PUBLIC UTILITIES



2024 ANNUAL BUDGET

GENERAL MANAGEMENT

The General Manager is the Chief Executive Officer of the Utility, and, through Charter Ordinance as directed by the Board, receives the authority and responsibility to manage all utility operations. The General Manager guides the Board in the development of effective policies to keep the utility competitive by keeping members advised on community needs and utility issues in order to formulate plans to better address customer needs. Additionally, the General Manager ensures the cost-efficient delivery of electric and water services to meet the needs of Kansas City, Kansas and other utility customers by directing the overall planning and operations of the utility. Included in this department, as a functional area, are the utility's legal counsel, Marketing & Communications Office, Chief Operating Office, Chief Administrative Office, and Administrative / Board Assistance.

WORKPLAN GOALS AND OBJECTIVES

- Manage and continue to follow the Strategic Plan objectives that incorporate the Mission and Goals of the organization.
- Maintain sound financial and business performance to protect utility's credit rating.
- Assure an efficient, safe, reliable utility operation and delivery of services.
- Continue to strengthen partnerships with the Unified Government, area businesses, civic groups, neighborhood organizations, media, legislators, and other key stakeholders.
- Manage financing and debt service ratios for major capital improvements.
- Continue to perform within the electric and water Cost of Service guidelines.
- Continue to review the feasibility of adopting the twenty-year master plans for the electric and water divisions.
- Work with community developers in supporting economic development initiatives.
- Continue to review Customer Service programs and initiatives for improving customer support.
- Continue to promote advancements in technology and process improvements
- Evaluate the overall utility performance through annual peer reviews and benchmarking exercises
- Ensure effective marketing and communications strategies to promote corporate branding
- Evaluate appropriate energy alternatives to meet regulations and customer demands.
- Maintain a constructive, amiable working relationship with state and federal agencies
- Review and implement regulatory requirements to meet federal and state compliance.
- Maintain a highly effective and results-driven corporate compliance program.
- Continue to evaluate appropriate levels of customer energy efficiency and water conservation initiatives.
- Continue to review cost effective opportunities for expanding Demand Side Management programs and initiatives.
- Support and expand sustainability initiatives for electric and water utilities.
- Expand internal communication opportunities to improve delivery of BPU strategic vision.
- Assure appropriate staffing levels to meet the operating needs of the utility.
- Maintain focus on workforce development and effective employee recruiting
- Oversee risk management program and legal strategies for the utility.
- Ensure an effective corporate security plan for mitigating physical and cyber security risks
- Continue to ensure a safe work environment for employees and customers.



KANSAS CITY BOARD OF PUBLIC UTILITIES



2024 ANNUAL BUDGET

GENERAL MANAGEMENT SUMMARY

SUMMARY OF SPENDING BY MAJOR EXPENSE CATEGORY

	<u>2022 Actual</u>	<u>2023 Budget</u>	<u>2024 Budget</u>
OPERATING BUDGET			
Personnel Costs	\$ 833,876	\$ 1,175,022	\$ 1,679,232
Services	922,020	581,774	712,774
Fuel and Purchase Power	-	-	-
Material and Supplies	2,630	8,000	8,000
Other Operating Expenses	9,418	5,000	5,000
TOTAL OPERATING BUDGET	\$ 1,767,944	\$ 1,769,796	\$ 2,405,006
CAPITAL BUDGET			
Equipment & Improvements	\$ -	\$ -	\$ -
Capitalized Labor	-	-	-
Energy Efficiency & Econ Dev Program	-	-	-
Economic Development Fund Authorization	-	-	-
Capital Lease Requirements	-	-	-
TOTAL CAPITAL BUDGET	\$ -	\$ -	\$ -
DEBT SERVICE BUDGET			
Principal	\$ -	\$ -	\$ -
Interest	-	-	-
TOTAL DEBT SERVICE BUDGET	\$ -	\$ -	\$ -
Payment In Lieu Of Taxes (PILOT)	\$ -	\$ -	\$ -
TOTAL ANNUAL SPENDING	\$ 1,767,944	\$ 1,769,796	\$ 2,405,006

SPENDING BY AREA

	<u>2022 Actual</u>	<u>2023 Budget</u>	<u>2024 Budget</u>
DEPARTMENT			
General Managers Office	1,767,944	1,769,796	2,405,006
TOTAL DEPARTMENT BUDGET	\$ 1,767,944	\$ 1,769,796	\$ 2,405,006

ALLOCATION OF SPENDING BY UTILITY REVENUES

	<u>2022 Actual</u>	<u>2023 Budget</u>	<u>2024 Budget</u>
UTILITY FUND			
Electric Utility	\$ 1,538,111	\$ 1,539,723	2,092,355
Water Utility	229,833	230,073	312,651
TOTAL UTILITY FUND	\$ 1,767,944	\$ 1,769,796	\$ 2,405,006



KANSAS CITY BOARD OF PUBLIC UTILITIES



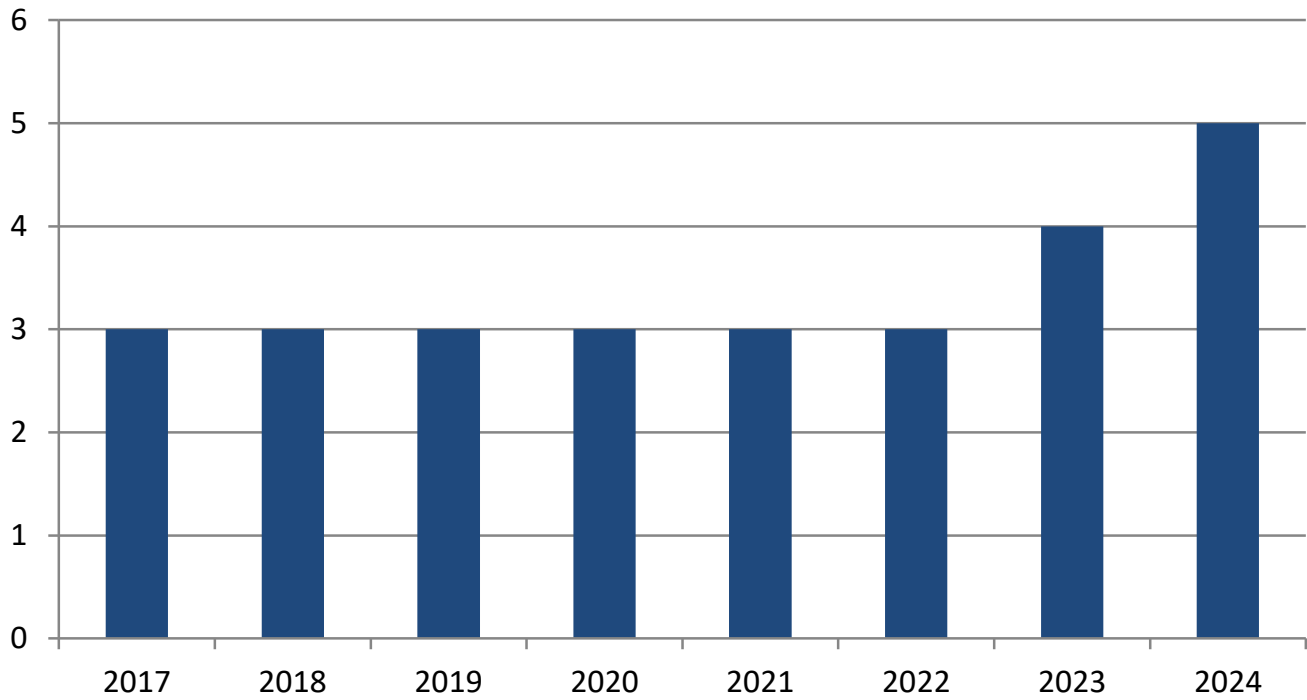
2024 ANNUAL BUDGET

2024 General Management Staffing

The General Management Department recommends the following change to their 2024 staffing:

- Add one position to department 7000 General Management

General Management





KANSAS CITY BOARD OF PUBLIC UTILITIES



2024 ANNUAL BUDGET

General Managers Office Summary of 2024 Budget by Class Type

Class Type	Purpose of Expenditure	2023 Approved	2024 Proposed
1010	Regular Labor	763,001	1,090,411
1030	Health Care/Medical Benefit	189,529	277,292
1040	Medical Insurance-Retirees	50,129	63,462
1050	Pension Benefit	64,855	92,685
1070	Life Insurance Benefit	12,590	22,135
1080	Unemployment Benefit	763	1,090
1090	OASDI/HI (FICA)	58,370	83,416
1100	Liability Insurance/Work Co	8,927	18,101
1110	Compensatory Balance Reserve	14,116	11,885
1130	Disability Pay Benefit	9,919	14,502
1180	Long-Term Care	2,823	4,253
	Total Personnel Costs	1,175,022	1,679,232
2020	Legal Services	200,000	175,000
2090	General Management Services	50,000	150,000
2160	Travel/Training/Safety	38,600	29,600
2190	Dues/Memberships/Subscription	182,774	182,774
2200	Telecommunications Services	6,800	6,800
2380	Sponsorships	103,600	168,600
	Total Services	581,774	712,774
4010	Office Supplies & Materials	8,000	8,000
	Total Material and Supplies	8,000	8,000
5200	NERC Reliability Compliance	5,000	5,000
	Total Other Operating Expenses	5,000	5,000
	Total Operating Budget	1,769,796	2,405,006
	Total Capital Budget	-	-
	Total BPU Budget	1,769,796	2,405,006



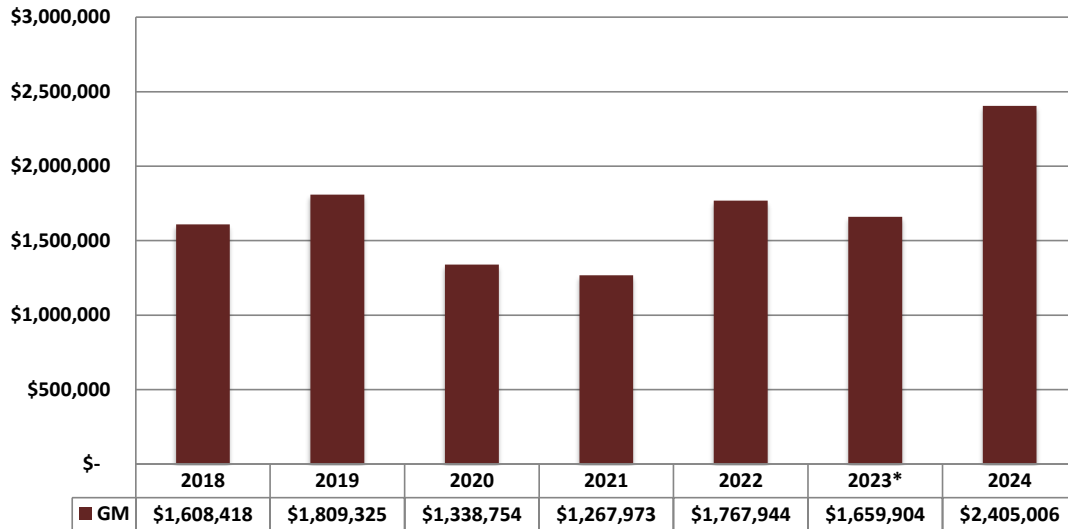
KANSAS CITY BOARD OF PUBLIC UTILITIES



2024 ANNUAL BUDGET

O&M History for Department

General Managers Office



* 9 Months Actual + 3 Months Budget

Change Since 2018	\$ 796,588
% Change Since 2018	49.5%
Average % change since 2018	8.3%

BPU's Historical Division O&M costs since 2018 (Excluding Fuel & Purchase Power)
Includes: Wages, Services, Supplies, Other, (Capital is excluded)



KANSAS CITY BOARD OF PUBLIC UTILITIES



2024 ANNUAL BUDGET

Operating Budget Details Budget Year - 2024

General Managers Office Department

Department	Account	Class / Purpose of Expenditure	2024 Amount	
7000 - General Managers Office	92000 - Admin and General Salaries	1010 - Regular Labor	1,090,411	
		1030 - Health Care/Medical Benefit	277,292	
		1040 - Medical Insurance-Retirees	63,462	
		1050 - Pension Benefit	92,685	
		1070 - Life Insurance Benefit	22,135	
		1080 - Unemployment Benefit	1,090	
		1090 - OASDI/HI (FICA)	83,416	
		1100 - Liability Insurance/Work Co	18,101	
		1110 - Compensatory Balance Reserve	11,885	
		1130 - Disability Pay Benefit	14,502	
		1180 - Long-Term Care	4,253	
		92100 - Office Supplies and Expenses	2090 - General Management Services	150,000
			Consulting Services	50,000
	Federal Lobbying Services		100,000	
	2160 - Travel/Training/Safety		29,600	
	Luncheon Meetings		4,000	
	Local Meetings & Conferences		2,000	
	Governmental Affairs		1,500	
	KS AWWA Meetings & Annual Conference		600	
	RMEL		2,000	
	AWWA Annual Conference		3,000	
	Community Affairs		2,000	
	APPA Annual Conference		3,500	
	Strategic Plan Mtgs/Events		7,500	
	APPA CEO Roundtable		3,500	
	2190 - Dues/Memberships/Subscription		2,500	
	Dues & Memberships		2,500	
	2200 - Telecommunications Services		6,800	
	Phones		6,800	
	2380 - Sponsorships		168,600	
	YMCA	4,000		
	Wyandotte County Fair	3,000		
Donnelly College	1,500			
Martin Luther King Holiday	1,500			
Junior League	3,500			
African American History Celebration	500			
20/20 Leadership	25,000			
Sunflower House	2,500			
Treads & Threads	7,500			
NAACP Freedom Fund Banquet	1,100			
LISC	15,000			
EI Centro Special Events	3,000			
SCLC of Greater KC	1,500			
Misc. Sponsored Events	15,000			
KCKCC Endowment	5,000			
WyCo Back to School	2,500			
Community Housing WYCO	1,500			
Scholarship Program	50,000			
Internship Program	25,000			



KANSAS CITY BOARD OF PUBLIC UTILITIES



2024 ANNUAL BUDGET

Operating Budget Details Budget Year - 2024

General Managers Office Department

Department	Account	Class / Purpose of Expenditure	2024 Amount	
7000 - General Managers Office	92100 - Office Supplies and Expenses	4010 - Office Supplies & Materials	8,000	
		Office Supplies & Materials	8,000	
		5200 - NERC Reliability Compliance	5,000	
		NERC	5,000	
	92300 - Outside Services Employed	2020 - Legal Services	175,000	
		Legal Services	175,000	
	93000 - Misc General Expense	2190 - Dues/Memberships/Subscription	180,274	
			Chamber of Commerce - KCK Investment	40,000
			American Water Works Association	9,120
			FIA	1,269
			APPA DEED Program	11,000
			Labor Management Council	1,350
			Chamber of Commerce - Heartland Black	2,000
			Kiwanis	200
			Rotary Club	1,000
			Kansas Municipal Utilities	40,687
			Chamber of Commerce - Greater Kansas City	4,455
			Kansas Rural Water Assoc	250
			KMEA	5,443
			Downtown Shareholders	2,500
American Public Power Association	55,000			
RMEL	6,000			
7000 - General Managers Office - Department Total			2,405,007	



KANSAS CITY BOARD OF PUBLIC UTILITIES



2024 ANNUAL BUDGET



This page has been left intentionally blank.

**Administrative
Services**



KANSAS CITY BOARD OF PUBLIC UTILITIES



2024 ANNUAL BUDGET

ADMINISTRATIVE SERVICES

The BPU Administrative Services Department consists of the following centralized services and programs supporting all utility departments: Electronic document and records management, Copy Center, Mail Center, public record & litigation release services, business form management and office supplies. Additional responsibilities include: managing the purchase, replacement and maintenance of utility copier equipment; assuring that revisions and additions to Board policy and Standard Operating Procedures are coordinated with the originating departments and final documents are posted and distributed and provide facility maintenance services for the Administration Building.

WORKPLAN GOALS AND OBJECTIVES

- Maintain the Utility Records Management and Retention program. Manage the utility records through an orderly system of inventory, retention, access and record release procedures according to State and Federal guidelines and requirements. Collaborate with legal team, Marketing and Corporate Communication Department, and Information Technology Department on utility KORA, Legal Hold and Information Technology retention policies.
- Maintain form management program by providing form evaluation, electronic form design services and workflow processes. Provide e-form design and rollout by department function and access rights.
- Update BPU Policy Manual for requesting divisions and departments. Post revised files to the BPU portal page. Continue to collaborate and develop NERC document compliance with BPU NERC team.
- Provide offsite contracted storage services for secure and efficient methods of storing and retrieving critical data back-up. Manage off-site storage and retrieval services for inventoried software. Maintain internal software disbursements and returns from Information Technology personnel.
- Provide internal customer service initiatives through completion of daily copy and office supply distribution. Maintain accurate inventory of supplies and forms. Complete monthly print and mail processing of customer backflow letters and delivery to USPS. Provide courier services and complete interdepartmental mail deliveries.
- Maintains Utility copier fleet program and upgrades to meet productivity standards and reduce print expenses where opportunities exist. Provide training and support for document scanning production, copier fax, wide format plotter, print and scanning features, and other photocopier functions.
- Oversee interior and exterior facility services for the Administration Building. Provide well-maintained work environment by completing assigned building improvement projects and coordinating mechanical, electrical and structural maintenance with appropriate personnel and contractors when necessary.
- Continue collaboration efforts with BPU departments to integrate and secure utility records into an electronic document management system. Implement and train staff on EDM modules and programs for securely accessing supporting documents with associated application screens.



KANSAS CITY BOARD OF PUBLIC UTILITIES



2024 ANNUAL BUDGET

ADMINISTRATIVE SERVICES SUMMARY

SUMMARY OF SPENDING BY MAJOR EXPENSE CATEGORY

	<u>2022 Actual</u>	<u>2023 Budget</u>	<u>2024 Budget</u>
OPERATING BUDGET			
Personnel Costs	\$ 1,036,480	\$ 1,111,263	\$ 1,133,822
Services	848,294	1,132,950	1,062,550
Fuel and Purchase Power	-	-	-
Material and Supplies	433,014	400,000	400,950
Other Operating Expenses	-	-	-
TOTAL OPERATING BUDGET	\$ 2,317,788	\$ 2,644,213	\$ 2,597,322
CAPITAL BUDGET			
Equipment & Improvements	\$ 85,392	\$ 905,800	\$ 719,800
Capitalized Labor	-	-	-
Energy Efficiency & Econ Dev Program	-	-	-
Economic Development Fund Authorization	-	-	-
Capital Lease Requirements	-	-	-
TOTAL CAPITAL BUDGET	\$ 85,392	\$ 905,800	\$ 719,800
DEBT SERVICE BUDGET			
Principal	\$ -	\$ -	\$ -
Interest	-	-	-
TOTAL DEBT SERVICE BUDGET	\$ -	\$ -	\$ -
Payment In Lieu Of Taxes (PILOT)	\$ -	\$ -	\$ -
TOTAL ANNUAL SPENDING	\$ 2,403,180	\$ 3,550,013	\$ 3,317,122

SPENDING BY AREA

	<u>2022 Actual</u>	<u>2023 Budget</u>	<u>2024 Budget</u>
DEPARTMENT			
Administrative Services	2,403,180	3,550,013	3,317,122
TOTAL DEPARTMENT BUDGET	\$ 2,403,180	\$ 3,550,013	\$ 3,317,122

ALLOCATION OF SPENDING BY UTILITY REVENUES

	<u>2022 Actual</u>	<u>2023 Budget</u>	<u>2024 Budget</u>
UTILITY FUND			
Electric Utility	\$ 1,862,088	\$ 2,741,925	2,562,736
Water Utility	541,092	808,088	754,386
TOTAL UTILITY FUND	\$ 2,403,180	\$ 3,550,013	\$ 3,317,122



KANSAS CITY BOARD OF PUBLIC UTILITIES

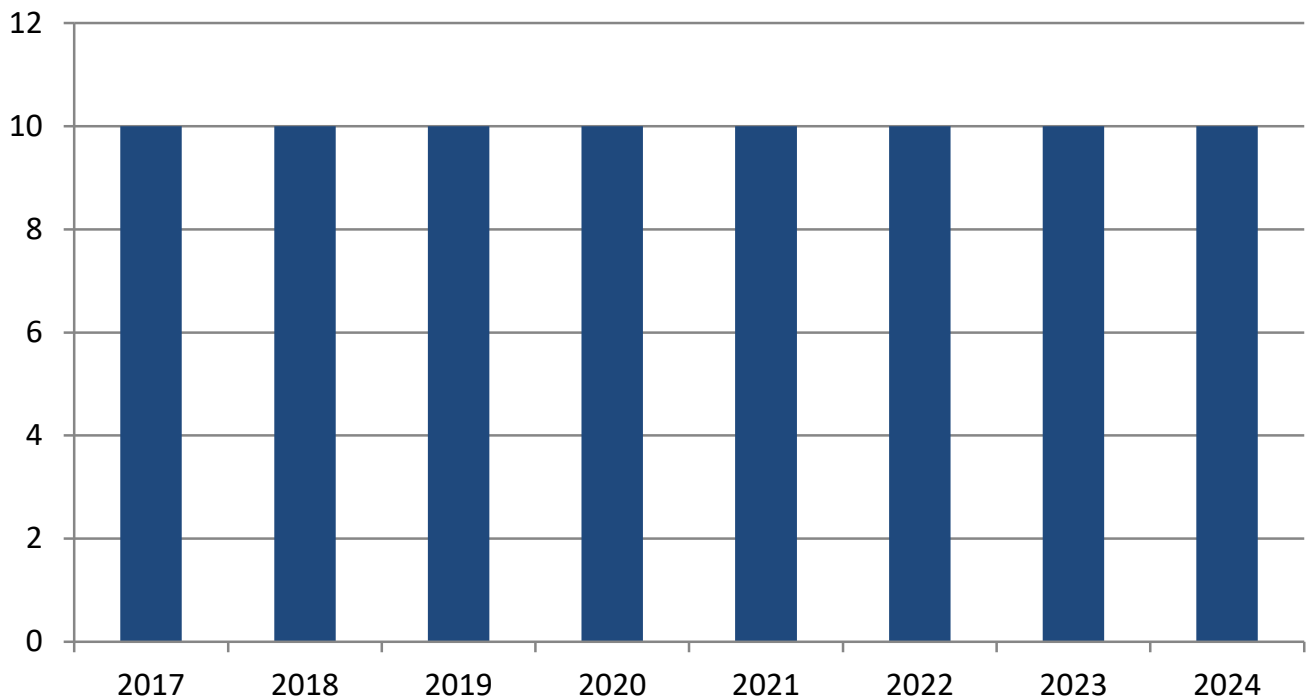


2024 ANNUAL BUDGET

2024 Administrative Services Staffing

The Administrative Services recommends no changes for their 2024 staffing.

Administrative Services





KANSAS CITY BOARD OF PUBLIC UTILITIES



2024 ANNUAL BUDGET

Administrative Services Summary of 2024 Budget by Class Type

Class Type	Purpose of Expenditure	2023 Approved	2024 Proposed
1010 - Regular Labor		704,805	715,489
1020 - Overtime/Special Pay		22,250	27,500
1030 - Health Care/Medical Benefit		175,074	181,948
1040 - Medical Insurance-Retirees		46,305	41,642
1050 - Pension Benefit		61,799	63,154
1070 - Life Insurance Benefit		11,629	14,525
1080 - Unemployment Benefit		727	743
1090 - OASDI/HI (FICA)		55,620	56,838
1100 - Liability Insurance/Work Co		8,246	11,877
1110 - Compensatory Balance Reserve		13,038	7,799
1130 - Disability Pay Benefit		9,162	9,516
1180 - Long-Term Care		2,608	2,791
Total Personnel Costs		1,111,263	1,133,822
2150 - Janitorial Services		145,800	145,600
2160 - Travel/Training/Safety		5,000	5,000
2170 - Outside Printing & Duplicating		50,000	65,000
2190 - Dues/Memberships/Subscription		750	750
2200 - Telecommunications Services		4,700	4,700
2211 - Copier Services		95,000	-
2240 - Building Maintenance Service		126,500	127,000
2250 - Mailing/Shipping Services		15,000	15,000
2282 - IT Prof Contracted Services		351,000	351,000
2300 - Equipment Maintenance		339,200	348,500
Total Services		1,132,950	1,062,550
4010 - Office Supplies & Materials		4,500	5,950
4030 - Janitorial Supplies		17,500	19,500
4130 - Building/Structural Supplies		305,000	310,000
4170 - Electric Usage		65,000	65,000
4180 - Water Usage		500	500
4240 - Billing Supplies		7,500	-
Total Material and Supplies		400,000	400,950
Total Operating Budget		2,644,213	2,597,322
2000 - Services		142,800	147,800
4000 - Supplies		763,000	572,000
Total Capital Budget		905,800	719,800
Total BPU Budget		3,550,013	3,317,122



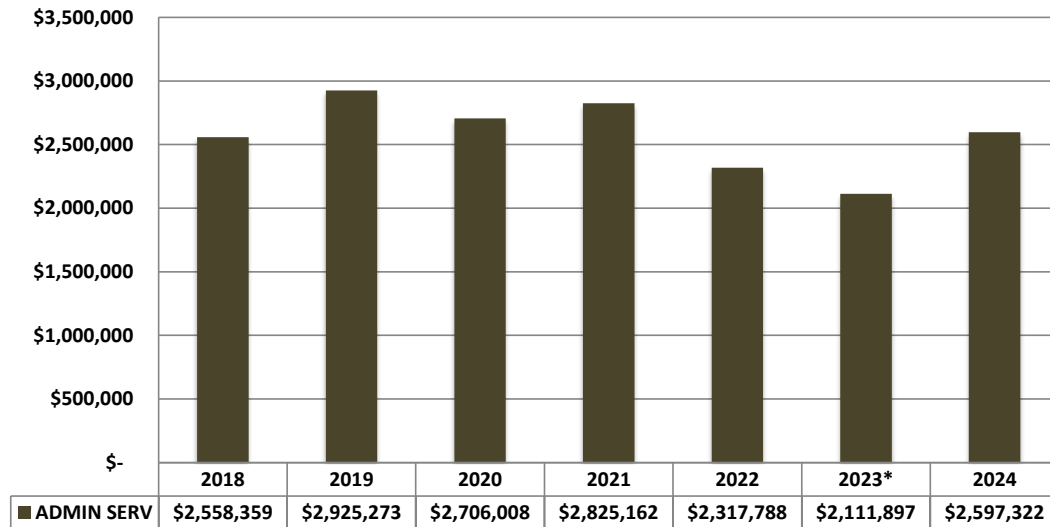
KANSAS CITY BOARD OF PUBLIC UTILITIES



2024 ANNUAL BUDGET

O&M History for Department

Administrative Services



* 9 Months Actual + 3 Months Budget

Change Since 2018	\$ 38,963
% Change Since 2018	1.5%
Average % change since 2018	0.3%

**BPU's Historical Division O&M costs since 2018 (Excluding Fuel & Purchase Power)
Includes: Wages, Services, Supplies, Other, (Capital is excluded)**



KANSAS CITY BOARD OF PUBLIC UTILITIES



2024 ANNUAL BUDGET

Operating Budget Details Budget Year - 2024

Administrative Services Department

Department	Account	Class / Purpose of Expenditure	2024 Amount	
8600 - Administrative Services	92000 - Admin and General Salaries	1010 - Regular Labor	316,592	
		1030 - Health Care/Medical Benefit	80,509	
		1040 - Medical Insurance-Retirees	18,426	
		1050 - Pension Benefit	26,910	
		1070 - Life Insurance Benefit	6,427	
		1080 - Unemployment Benefit	317	
		1090 - OASDI/HI (FICA)	24,219	
		1100 - Liability Insurance/Work Co	5,255	
		1110 - Compensatory Balance Reserve	3,451	
		1130 - Disability Pay Benefit	4,211	
		1180 - Long-Term Care	1,235	
		92100 - Office Supplies and Expenses	2150 - Janitorial Services	145,600
			Carpet Cleaning	3,000
			Cleaning Day Contract - Janitorial	138,000
			Metal Cleaning	3,000
	Blinds & Drapes Cleaning		1,600	
	2160 - Travel/Training/Safety		5,000	
	Supervisor OnBase Certification and User Conference		5,000	
	2190 - Dues/Memberships/Subscription		450	
	ARMA Dues		450	
	2200 - Telecommunications Services		3,500	
	Land and Mobile Phone Expense - Admin Svcs		3,500	
	2240 - Building Maintenance Service		127,000	
	HVAC Salaries		51,500	
	Dispatch		18,000	
	Utility Person		18,000	
	Grounds		9,500	
	Operations Mgt.		30,000	
	2300 - Equipment Maintenance		39,500	
	MEI Video/Audio	20,000		
	HVAC Maintenance	4,500		
	Generator Maintenance	15,000		
	4010 - Office Supplies & Materials	2,950		
Office Supplies & Materials	1,450			
Office Supplies & Materials - Bldg Svcs	1,500			
4030 - Janitorial Supplies	19,500			
Janitorial Supplies	19,500			
4130 - Building/Structural Supplies	310,000			
SSMID	19,000			
Garage Operations & Maintenance	50,000			
Building Operations	241,000			
4170 - Electric Usage	65,000			
4180 - Water Usage	500			
8600 - Administrative Services - Department Total			1,206,552	



KANSAS CITY BOARD OF PUBLIC UTILITIES



2024 ANNUAL BUDGET

Operating Budget Details Budget Year - 2024

Administrative Services Department

Department	Account	Class / Purpose of Expenditure	2024 Amount	
8700 - Imaging	92000 - Admin and General Salaries	1010 - Regular Labor	398,897	
		1020 - Overtime/Special Pay	27,500	
		1030 - Health Care/Medical Benefit	101,439	
		1040 - Medical Insurance-Retirees	23,216	
		1050 - Pension Benefit	36,244	
		1070 - Life Insurance Benefit	8,098	
		1080 - Unemployment Benefit	426	
		1090 - OASDI/Hi (FICA)	32,619	
		1100 - Liability Insurance/Work Co	6,622	
		1110 - Compensatory Balance Reserve	4,348	
		1130 - Disability Pay Benefit	5,305	
		1180 - Long-Term Care	1,556	
		92100 - Office Supplies and Expenses	2170 - Outside Printing & Duplicating	65,000
			Off-site Storage and Computer Disaster recovery	65,000
	2190 - Dues/Memberships/Subscription		300	
	ARMA Dues - Production Coord.		300	
	2200 - Telecommunications Services		1,200	
	Mailroom Land and Mobile Expense		600	
	Imaging Land and Mobile Phone expense		600	
	2250 - Mailing/Shipping Services		15,000	
	Postage and Mailing/Shipping Services		15,000	
	2282 - IT Prof Contracted Services		351,000	
	Sys Admin EDM System		117,000	
	SharePoint Admin		117,000	
	Sys Admin E-Forms Workflow		117,000	
	2300 - Equipment Maintenance		309,000	
	Scale and Folder	2,800		
	EDM Software Support and Maintenance	268,000		
Post Office Box Service	3,200			
Pitney Bowes Small Meter	6,200			
MR-Meter Rental	3,500			
Internal Repair of Equipment	6,000			
Scanner Maintenance	10,000			
E-Form Software Maintenance	9,300			
4010 - Office Supplies & Materials	3,000			
CS-Office Supplies & materials	1,500			
CS-Utility Wide Copier Paper	500			
MR - Office Supplies & materials	1,000			
8700 - Imaging - Department Total			1,390,770	
Administrative Services - Total			2,597,322	



KANSAS CITY BOARD OF PUBLIC UTILITIES



2024 ANNUAL BUDGET

2024 - 2028 FIVE YEAR CAPITAL BUDGET

Description	Capital Expenditures by Year					Total CIP Projects
	2024 Budget	2025 Budget	2026 Budget	2027 Budget	2028 Budget	
Common Facilities Improvements						
100506 - 540 Minnesota Facilities	160,000	160,000	160,000	160,000	160,000	800,000
Total Common Facilities Improvements	160,000	160,000	160,000	160,000	160,000	800,000
Common Furnishings and Equipment						
100509 - Admin Building Furnish & Equip	30,000	30,000	30,000	32,500	32,500	155,000
Total Common Furnishings and Equipment	30,000	30,000	30,000	32,500	32,500	155,000
Common Grounds						
100510 - 540 Minnesota Grounds	115,000	75,000	75,000	75,000	75,000	415,000
Total Common Grounds	115,000	75,000	75,000	75,000	75,000	415,000
Administrative Services						
100500 - Admin Services Technology	389,800	389,800	389,800	394,000	394,000	1,957,400
Total Administrative Services	389,800	389,800	389,800	394,000	394,000	1,957,400
Human Resources Security						
100501 - Security Improvements	25,000	25,000	25,000	20,000	20,000	115,000
Total Human Resources Security	25,000	25,000	25,000	20,000	20,000	115,000
Total General Management	719,800	679,800	679,800	681,500	681,500	3,442,400

**Marketing &
Corp Communications**



KANSAS CITY BOARD OF PUBLIC UTILITIES



2024 ANNUAL BUDGET

MARKETING & CORPORATE COMMUNICATIONS

The Marketing & Corporate Communications Department works to portray a positive image of the utility, its Board of Directors, management, and employees. The Chief Communications Officer develops strategic communications and marketing activities to promote BPU's operations, services, legislative and community activities. Key areas under this group include marketing of utility programs; community relations; media relations and government affairs.

WORKPLAN GOALS AND OBJECTIVES

- Provide timely, accurate and effective communications and public relations services to customers, employees, key stakeholders, legislators and the general public through the news media; BPU web site; social media; direct mail; newsletters; presentations and other means. Continue production of printed customer newsletter (*BPU Connection*) and expand electronic communications with key influencers.
- Work with key management staff in preparing effective and consistent communications messages by assisting with marketing materials, presentations, written information and special projects.
- Maintains responsibility for all marketing activities regarding the utility including advertising; promotions; media relations; public relations; research and digital communications.
- Develop and maintain marketing plans for utility initiatives, products and services.
- Drive all internal communications with employees which includes the employee newsletter (*Watts & Water*).
- Lead all Government Affairs efforts and monitor state and federal bill introductions that impact BPU.
- Work with staff on regulatory issues.
- Coordinate public hearings; public meetings; speaking opportunities; special events; sponsorships and related activities.
- Serve as initial utility contact for all open records requests and work with UG legal counsel, outside legal counsel and other key BPU staff on fulfilling all these requests.
- Continue and improve external communications and networking opportunities, such as meeting with community and neighborhood groups; attending civic organization meetings; school districts and working with staff and elected officials of the Unified Government.
- Develop and maintain a crisis communication plan to address emergencies and work with other key staff on establishing an emergency preparedness and response management program.
- Conduct residential, commercial and industrial customer satisfaction research.



KANSAS CITY BOARD OF PUBLIC UTILITIES



2024 ANNUAL BUDGET

MARKETING & CORPORATE COMMUNICATIONS SUMMARY

SUMMARY OF SPENDING BY MAJOR EXPENSE CATEGORY

	<u>2022 Actual</u>	<u>2023 Budget</u>	<u>2024 Budget</u>
OPERATING BUDGET			
Personnel Costs	\$ 719,069	\$ 351,263	\$ 366,342
Services	661,642	707,000	707,000
Fuel and Purchase Power	-	-	-
Material and Supplies	4,154	3,000	3,000
Other Operating Expenses	-	-	-
TOTAL OPERATING BUDGET	\$ 1,384,865	\$ 1,061,263	\$ 1,076,342
CAPITAL BUDGET			
Equipment & Improvements	\$ -	\$ -	\$ -
Capitalized Labor	-	-	-
Energy Efficiency & Econ Dev Program	-	-	-
Economic Development Fund Authorization	-	-	-
Capital Lease Requirements	-	-	-
TOTAL CAPITAL BUDGET	\$ -	\$ -	\$ -
DEBT SERVICE BUDGET			
Principal	\$ -	\$ -	\$ -
Interest	-	-	-
TOTAL DEBT SERVICE BUDGET	\$ -	\$ -	\$ -
Payment In Lieu Of Taxes (PILOT)	\$ -	\$ -	\$ -
TOTAL ANNUAL SPENDING	\$ 1,384,865	\$ 1,061,263	\$ 1,076,342

SPENDING BY AREA

	<u>2022 Actual</u>	<u>2023 Budget</u>	<u>2024 Budget</u>
DEPARTMENT			
Mkt & Corporate Communications	1,384,865	1,061,263	1,076,342
TOTAL DEPARTMENT BUDGET	\$ 1,384,865	\$ 1,061,263	\$ 1,076,342

ALLOCATION OF SPENDING BY UTILITY REVENUES

	<u>2022 Actual</u>	<u>2023 Budget</u>	<u>2024 Budget</u>
UTILITY FUND			
Electric Utility	\$ 1,204,833	\$ 923,299	936,418
Water Utility	180,032	137,964	139,924
TOTAL UTILITY FUND	\$ 1,384,865	\$ 1,061,263	\$ 1,076,342



KANSAS CITY BOARD OF PUBLIC UTILITIES



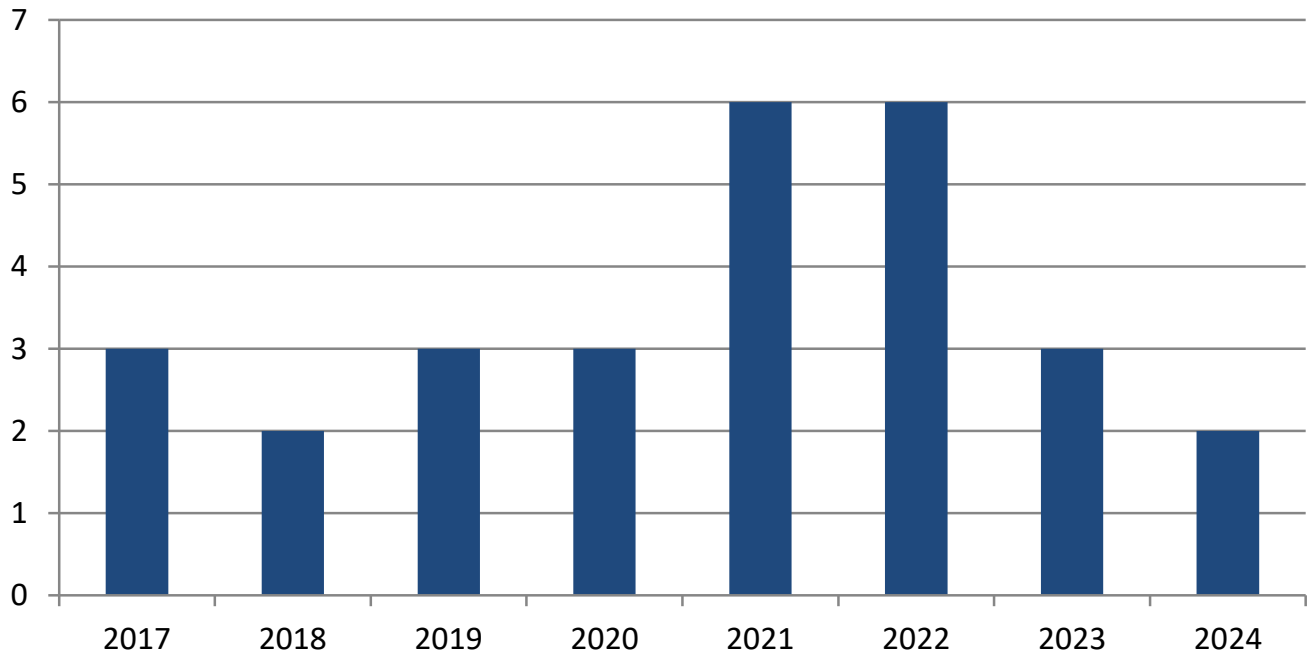
2024 ANNUAL BUDGET

2024 Marketing & Corporate Communications Staffing

Marketing & Corporate Communications recommends the following change to their 2024 staffing:

- Move one position to the General Managers Office

Marketing & Corporate Communications





KANSAS CITY BOARD OF PUBLIC UTILITIES



2024 ANNUAL BUDGET

Mkt & Corporate Communications Summary of 2024 Budget by Class Type

Class Type	Purpose of Expenditure	2023 Approved	2024 Proposed
1010	Regular Labor	228,092	237,884
1030	Health Care/Medical Benefit	56,658	60,494
1040	Medical Insurance-Retirees	14,986	13,845
1050	Pension Benefit	19,388	20,220
1070	Life Insurance Benefit	3,764	4,829
1080	Unemployment Benefit	228	238
1090	OASDI/HI (FICA)	17,449	18,198
1100	Liability Insurance/Work Co	2,669	3,949
1110	Compensatory Balance Reserve	4,220	2,593
1130	Disability Pay Benefit	2,965	3,164
1180	Long-Term Care	844	928
Total Personnel Costs		351,263	366,342
2140	Advertising/Marketing/Sales	413,000	413,000
2160	Travel/Training/Safety	21,000	21,000
2170	Outside Printing & Duplicating	70,000	70,000
2190	Dues/Memberships/Subscription	2,000	2,000
2200	Telecommunications Services	1,000	1,000
2990	Other Professional Services	200,000	200,000
Total Services		707,000	707,000
4010	Office Supplies & Materials	3,000	3,000
Total Material and Supplies		3,000	3,000
Total Operating Budget		1,061,263	1,076,342
Total Capital Budget		-	-
Total BPU Budget		1,061,263	1,076,342



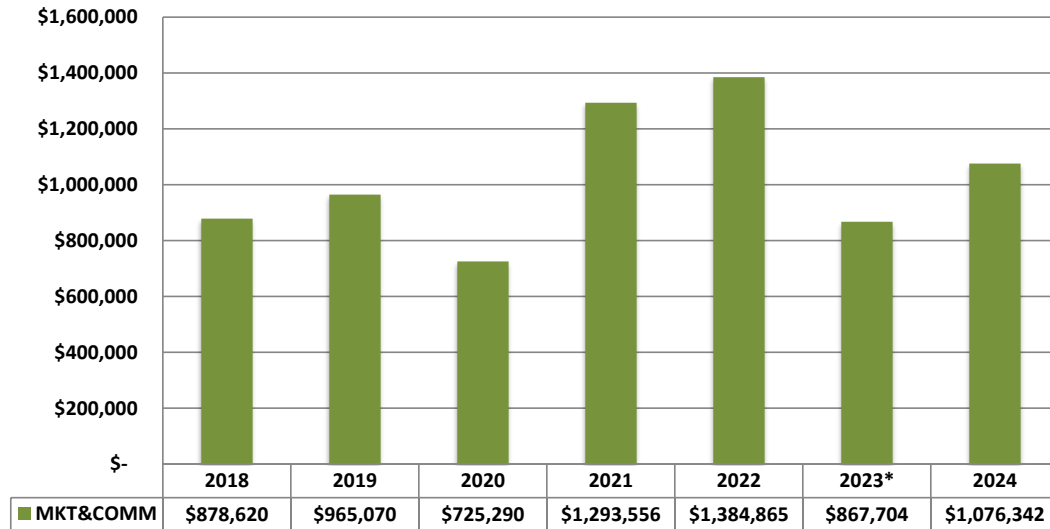
KANSAS CITY BOARD OF PUBLIC UTILITIES



2024 ANNUAL BUDGET

O&M History for Department

Mkt & Corporate Communications



* 9 Months Actual + 3 Months Budget

Change Since 2018	\$ 197,722
% Change Since 2018	22.5%
Average % change since 2018	3.8%

**BPU's Historical Division O&M costs since 2018 (Excluding Fuel & Purchase Power)
Includes: Wages, Services, Supplies, Other, (Capital is excluded)**



KANSAS CITY BOARD OF PUBLIC UTILITIES



2024 ANNUAL BUDGET

Operating Budget Details Budget Year - 2024

Mkt & Corporate Communications Department

Department	Account	Class / Purpose of Expenditure	2024 Amount	
7100 - Mkt & Corporate Communicat	92000 - Admin and General Salaries	1010 - Regular Labor	237,884	
		1030 - Health Care/Medical Benefit	60,494	
		1040 - Medical Insurance-Retirees	13,845	
		1050 - Pension Benefit	20,220	
		1070 - Life Insurance Benefit	4,829	
		1080 - Unemployment Benefit	238	
		1090 - OASDI/HI (FICA)	18,198	
		1100 - Liability Insurance/Work Co	3,949	
		1110 - Compensatory Balance Reserve	2,593	
		1130 - Disability Pay Benefit	3,164	
		1180 - Long-Term Care	928	
		92100 - Office Supplies and Expenses	2140 - Advertising/Marketing/Sales	413,000
			Utility-Wide Project Web Site	55,000
	Issues Management		30,000	
	Marketing		70,000	
	Public Relations		130,000	
	Corporate Communications		128,000	
	2160 - Travel/Training/Safety		15,000	
	Travel Training		15,000	
	2170 - Outside Printing & Duplicating		70,000	
	BPU Connection		50,000	
	Direct Mail		20,000	
	2190 - Dues/Memberships/Subscription		2,000	
	Memberships & Dues		2,000	
	2200 - Telecommunications Services		1,000	
	Telephone	1,000		
	92800 - Regulatory Commission Expense	4010 - Office Supplies & Materials	3,000	
Office Supplies & Materials		3,000		
2160 - Travel/Training/Safety		6,000		
Travel & Training-Legislative		6,000		
	2990 - Other Professional Services	200,000		
	Youth Programs & Community Service	117,000		
	Governmental Affairs (Fed & State)	83,000		
7100 - Mkt & Corporate Communications - Department Total			1,076,341	

**Utility
Services**



KANSAS CITY BOARD OF PUBLIC UTILITIES



2024 ANNUAL BUDGET

UTILITY SERVICES

Areas within the Chief Administrative Office under the Utility Services department include Key Accounts, Energy Efficiency, Economic Development, Renewables and Community Services. The Utility Services Department is responsible for the coordination of the key accounts program, energy efficiency, demand-side management programs and training, and market delivery of energy solution programs for KCBPU's current and future customers. The department works closely with the residential, commercial, and industrial customers, consultants, builders, developers, contractors, engineers, architects, and corporate real estate departments for energy and water efficiency development in KCBPU's service area of Wyandotte County. The Key Account area is responsible for ensuring individualized, responsive and comprehensive service to assigned Utilities' key account customers to assist in meeting utility goals and objectives while managing the overall utility customer relationship to maximize customer satisfaction and act as the customer's liaison to the Utility. The Energy Efficiency area is responsible for stimulating the residential and commercial electric heating markets in the direction of greater energy efficiency consistent with demand-side management goals, encouraging off-peak electric and water use and load growth through customer initiatives and education. The Economic Development area prepare economic development analysis and responses to customers on economic development programs, infrastructure and rates for new business growth of the electric and water departments in partnership with WYEDC, Unified Government, KCADC and other groups. Community Services area attend community and civic events promoting energy and water efficiency education. The Utility Services Department administers and promote the sale of solar panels to our residential and commercial customers in the BPU Community Solar Farm. Coordinated efforts with other organizations on grant opportunities for weatherization and energy efficiency programs and services. Develop and create weatherization programs for our areas in most need.

WORKPLAN GOALS AND OBJECTIVES

The Vision and Mission Statement as defined in the Strategic Plan guide the goals and objectives for the Utility Services Department, serve and promote energy and water efficiency through programs and customer education. Support economic development, retention and growth in our community and support community events and programs. Advance the effectiveness of KCBPU's Business Plan for electric and water efficiency programs that will most benefit both our customers and the utility.

- Expand customer education on energy and water efficiency measures that will encourage change in customer's behaviors that will result in lower energy and water usage.
- Enhance the energy and water efficiency workshops and training to KCBPU residential and small commercial customers and participation in community-wide events. Incorporate new KCBPU customer service programs in training.
- Research and develop renewable energy solutions and green initiatives that will benefit our customers in our service area.
- Continue our partnership in economic development activities with Wyandotte Economic Development Council, KCADC and the UG to attract new large power and water intensive commercial and industrial customers to the service area.
- Advance programs and services to retain and meet key account customers goals that align with KCBPU strategies for attaining customer satisfaction.
- Participate in community events engaging customers in energy and water efficiency and utility education
- Partner with other groups and organizations to develop and sustain economic growth and development and promote energy efficiency.
- Monitor rates and other factors that may impact customer growth. Develop long term strategies to mitigate impact of industrial customer loss.
- Utilize existing programs to enhance system growth, EDP, EDF, Heat Pump Program and Infill Housing Program.
- Develop new energy efficiency programs: Home Energy Audit Program; Weatherization, Energy Efficiency Rebate Program
- Research and develop APPA programs and services to improve customer's energy efficiency initiatives.



KANSAS CITY BOARD OF PUBLIC UTILITIES



2024 ANNUAL BUDGET

UTILITY SERVICES SUMMARY

SUMMARY OF SPENDING BY MAJOR EXPENSE CATEGORY

	<u>2022 Actual</u>	<u>2023 Budget</u>	<u>2024 Budget</u>
OPERATING BUDGET			
Personnel Costs	\$ -	\$ 553,998	\$ 575,776
Services	-	62,500	62,500
Fuel and Purchase Power	-	-	-
Material and Supplies	-	2,000	2,000
Other Operating Expenses	-	90,000	120,000
TOTAL OPERATING BUDGET	\$ -	\$ 708,498	\$ 760,276
CAPITAL BUDGET			
Equipment & Improvements	\$ -	\$ -	\$ -
Capitalized Labor	-	-	-
Energy Efficiency & Econ Dev Program	-	-	-
Economic Development Fund Authorization	-	-	-
Capital Lease Requirements	-	-	-
TOTAL CAPITAL BUDGET	\$ -	\$ -	\$ -
DEBT SERVICE BUDGET			
Principal	\$ -	\$ -	\$ -
Interest	-	-	-
TOTAL DEBT SERVICE BUDGET	\$ -	\$ -	\$ -
Payment In Lieu Of Taxes (PILOT)	\$ -	\$ -	\$ -
TOTAL ANNUAL SPENDING	\$ -	\$ 708,498	\$ 760,276

SPENDING BY AREA

	<u>2022 Actual</u>	<u>2023 Budget</u>	<u>2024 Budget</u>
DEPARTMENT			
Utility Services	-	708,498	760,276
TOTAL DEPARTMENT BUDGET	\$ -	\$ 708,498	\$ 760,276

ALLOCATION OF SPENDING BY UTILITY REVENUES

	<u>2022 Actual</u>	<u>2023 Budget</u>	<u>2024 Budget</u>
UTILITY FUND			
Electric Utility	\$ -	\$ 602,223	646,235
Water Utility	-	106,275	114,041
TOTAL UTILITY FUND	\$ -	\$ 708,498	\$ 760,276

Note: In 2022, department 7900 - Utility Services was merged with department 7100 - Marketing & Corporate Communications



KANSAS CITY BOARD OF PUBLIC UTILITIES

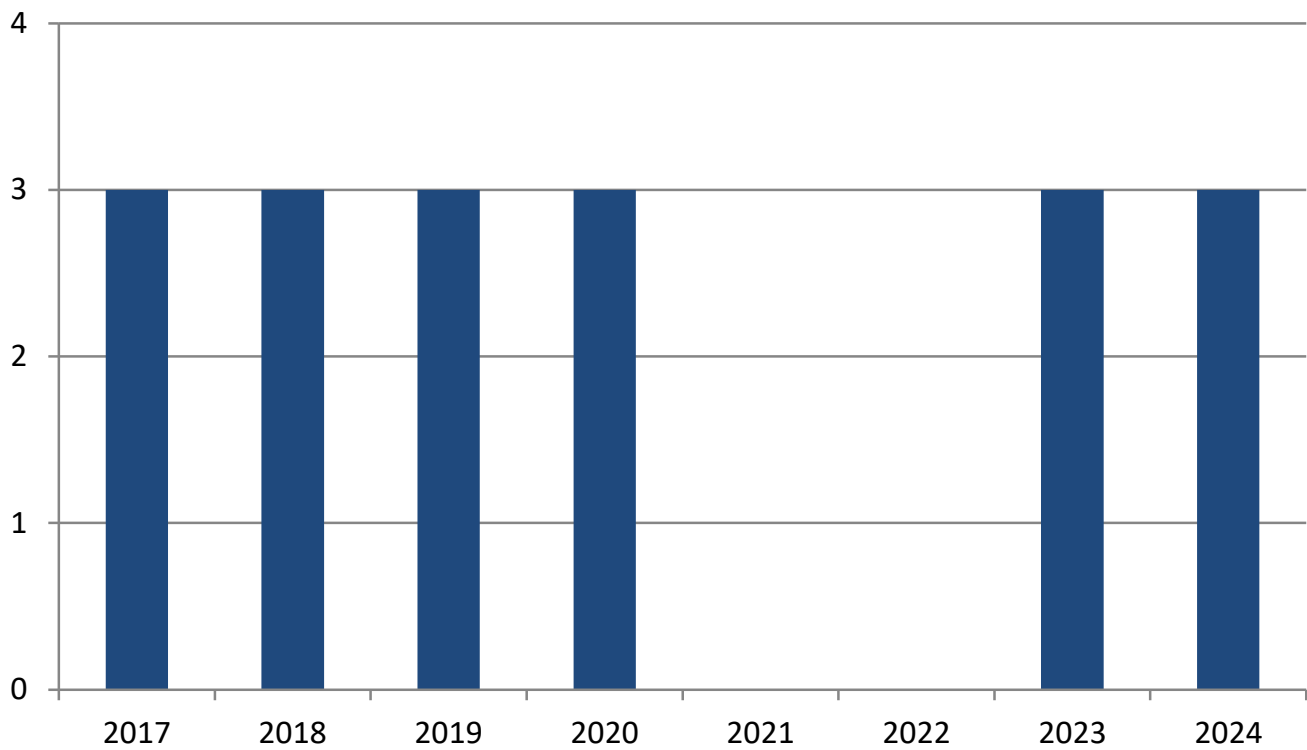


2024 ANNUAL BUDGET

2024 Utility Services Staffing

The Utility Services recommends no changes for their 2024 staffing.

Utility Services



Note: In 2021 and 2022, department 7900 - Utility Services was merged with department 7100 - Marketing & Corporate Communications



KANSAS CITY BOARD OF PUBLIC UTILITIES



2024 ANNUAL BUDGET

Utility Services Summary of 2024 Budget by Class Type

Class Type	Purpose of Expenditure	2023 Approved	2024 Proposed
1010 - Regular Labor		359,738	373,880
1030 - Health Care/Medical Benefit		89,359	95,078
1040 - Medical Insurance-Retirees		23,635	21,760
1050 - Pension Benefit		30,578	31,780
1070 - Life Insurance Benefit		5,936	7,590
1080 - Unemployment Benefit		360	374
1090 - OASDI/Hi (FICA)		27,520	28,602
1100 - Liability Insurance/Work Co		4,209	6,206
1110 - Compensatory Balance Reserve		6,655	4,075
1130 - Disability Pay Benefit		4,677	4,973
1180 - Long-Term Care		1,331	1,458
Total Personnel Costs		553,998	575,776
2140 - Advertising/Marketing/Sales		35,000	35,000
2160 - Travel/Training/Safety		10,000	10,000
2170 - Outside Printing & Duplicating		1,000	1,000
2190 - Dues/Memberships/Subscription		12,000	12,000
2200 - Telecommunications Services		4,500	4,500
Total Services		62,500	62,500
4010 - Office Supplies & Materials		2,000	2,000
Total Material and Supplies		2,000	2,000
5020 - Demand Side Management Program		90,000	120,000
Total Other Operating Expenses		90,000	120,000
Total Operating Budget		708,498	760,276
Total Capital Budget		-	-
Total BPU Budget		708,498	760,276



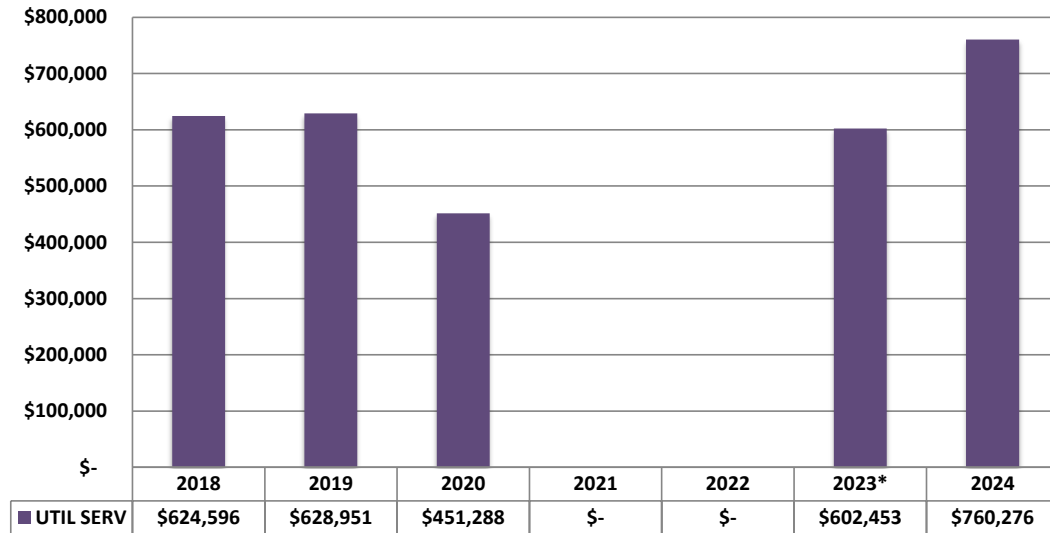
KANSAS CITY BOARD OF PUBLIC UTILITIES



2024 ANNUAL BUDGET

O&M History for Department

Utility Services



* 9 Months Actual + 3 Months Budget

Change Since 2018	\$ 135,680
% Change Since 2018	21.7%
Average % change since 2018	3.6%

**BPU's Historical Division O&M costs since 2018 (Excluding Fuel & Purchase Power)
Includes: Wages, Services, Supplies, Other, (Capital is excluded)**

Note: In 2021 and 2022, department 7900 - Utility Services was merged with department 7100 - Marketing & Corporate Communications



KANSAS CITY BOARD OF PUBLIC UTILITIES



2024 ANNUAL BUDGET

Operating Budget Details Budget Year - 2024

Utility Services Department

Department	Account	Class / Purpose of Expenditure	2024 Amount
7900 - Utility Services	91100 - Supervision-Sales	2140 - Advertising/Marketing/Sales	35,000
		Marketing Shows & Meetings	35,000
		2160 - Travel/Training/Safety	10,000
		APPA Customer Connection	4,000
		APPA Key Account	4,000
		Mileage	2,000
		2170 - Outside Printing & Duplicating	1,000
		Outside Printing Brochures	1,000
		2190 - Dues/Memberships/Subscription	12,000
		Local Membership Dues	12,000
	92000 - Admin and General Salaries	2200 - Telecommunications Services	4,500
		Cell Phone	1,500
		Telephone Charges	3,000
		4010 - Office Supplies & Materials	2,000
		1010 - Regular Labor	373,880
		1030 - Health Care/Medical Benefit	95,078
		1040 - Medical Insurance-Retirees	21,760
		1050 - Pension Benefit	31,780
		1070 - Life Insurance Benefit	7,590
		1080 - Unemployment Benefit	374
	93000 - Misc General Expense	1090 - OASDI/Hi (FICA)	28,602
		1100 - Liability Insurance/Work Co	6,206
		1110 - Compensatory Balance Reserve	4,075
		1130 - Disability Pay Benefit	4,973
		1180 - Long-Term Care	1,458
		5020 - Demand Side Management Program	120,000
		Energy Efficiency Programs	120,000
7900 - Utility Services - Department Total			760,276
General Management - Division Total			6,838,946

**Utility
Wide**



KANSAS CITY BOARD OF PUBLIC UTILITIES



2024 ANNUAL BUDGET

UTILITY-WIDE SUMMARY

SUMMARY OF SPENDING BY MAJOR EXPENSE CATEGORY

	<u>2022 Actual</u>	<u>2023 Budget</u>	<u>2024 Budget</u>
OPERATING BUDGET			
Personnel Costs	\$ (5,946,606)	\$ 1,031,000	\$ 1,286,000
Services	4,041,647	4,577,920	4,792,100
Fuel and Purchase Power	-	-	-
Material and Supplies	(1,126,661)	(1,274,530)	(1,274,530)
Other Operating Expenses	(611,094)	(240,821)	(105,000)
TOTAL OPERATING BUDGET	\$ (3,642,714)	\$ 4,093,569	\$ 4,698,570
CAPITAL BUDGET			
Equipment & Improvements	\$ -	\$ -	\$ -
Capitalized Labor	-	-	-
Energy Efficiency & Econ Dev Program	184,650	225,000	225,000
Economic Development Fund Authorization	-	500,000	500,000
Capital Lease Requirements	-	-	-
TOTAL CAPITAL BUDGET	\$ 184,650	\$ 725,000	\$ 725,000
DEBT SERVICE BUDGET			
Principal	\$ 29,866,120	\$ 30,726,196	\$ 32,418,293
Interest	21,947,029	21,094,663	20,005,993
TOTAL DEBT SERVICE BUDGET	\$ 51,813,149	\$ 51,820,859	\$ 52,424,286
Payment In Lieu Of Taxes (PILOT)	\$ 37,073,894	\$ 37,029,230	\$ 38,314,998
TOTAL ANNUAL SPENDING	\$ 85,428,979	\$ 93,668,658	\$ 96,162,854

SPENDING BY AREA

	<u>2022 Actual</u>	<u>2023 Budget</u>	<u>2024 Budget</u>
DEPARTMENT			
Board Expenses	\$ 104,943	\$ 113,000	\$ 113,000
Debt Service	51,813,149	51,820,859	52,424,286
PILOT Transfer	37,073,894	37,029,230	38,314,998
Other Utility Wide Expense	(3,563,007)	4,705,569	5,310,570
TOTAL DEPARTMENT BUDGET	\$ 85,428,979	\$ 93,668,658	\$ 96,162,854

ALLOCATION OF SPENDING BY UTILITY REVENUES

	<u>2022 Actual</u>	<u>2023 Budget</u>	<u>2024 Budget</u>
UTILITY FUND			
Electric Utility	\$ 69,234,684	\$ 75,834,352	79,750,186
Water Utility	16,194,295	17,834,306	16,412,668
TOTAL UTILITY FUND	\$ 85,428,979	\$ 93,668,658	\$ 96,162,854



KANSAS CITY BOARD OF PUBLIC UTILITIES



2024 ANNUAL BUDGET

Utility Wide Division Summary of 2024 Budget by Class Type

Class Type	Purpose of Expenditure	2023 Approved	2024 Proposed
1050 - Pension Benefit		1,000,000	1,250,000
1170 - Board Per Diem		6,000	6,000
1990 - Other Employee Benefits		25,000	30,000
Total Personnel Costs		1,031,000	1,286,000
2030 - Engineering Services		85,820	-
2160 - Travel/Training/Safety		24,100	24,100
2180 - Insurance Services		2,182,000	2,582,000
2200 - Telecommunications Services		3,000	3,000
2370 - Liab-Inj Damages		1,734,600	1,734,600
2380 - Sponsorships		480,000	380,000
2990 - Other Professional Services		68,400	68,400
Total Services		4,577,920	4,792,100
4010 - Office Supplies & Materials		1,500	1,500
4170 - Electric Usage		(575,515)	(575,515)
4180 - Water Usage		(700,515)	(700,515)
Total Material and Supplies		(1,274,530)	(1,274,530)
5060 - Other Board Expenses		10,000	10,000
5080 - Doubtful Account Expense		432,500	435,000
5150 - WPA Billing Credit		(683,321)	(550,000)
Total Other Operating Expenses		(240,821)	(105,000)
Total Operating Budget		4,093,569	4,698,570
Economic Development Fund Authorization		500,000	500,000
Economic Development Program		150,000	150,000
Energy Efficiency Program		75,000	75,000
Total Capital Budget		725,000	725,000
Total BPU Budget		4,818,569	5,423,570



KANSAS CITY BOARD OF PUBLIC UTILITIES



2024 ANNUAL BUDGET

Operating Budget Details Budget Year - 2024

Utility Wide Division

Department	Account	Class / Purpose of Expenditure	2024 Amount
9200 - Board Expenses	92800 - Regulatory Commission Expense	1170 - Board Per Diem	6,000
		Per Diem	6,000
		2160 - Travel/Training/Safety	24,100
		Kansas Section AWWA Conference	1,600
		KMU Conference & Mtgs	2,100
		AWWA Conference	8,350
		APPA Conference	8,350
		APPA Legislative Rally	3,700
		2200 - Telecommunications Services	3,000
		Telecom Services	3,000
		2990 - Other Professional Services	68,400
		Board Salaries	68,400
		4010 - Office Supplies & Materials	1,500
		Office Supplies	1,500
		5060 - Other Board Expenses	10,000
		Other Board Expenses	10,000
9200 - Board Expenses - Department Total			113,000
9500 - Other Utility Wide Expense	92300 - Outside Services Employed	2380 - Sponsorships	230,000
		United Way - Company Match	105,000
		Employee Council UW Campaign	5,000
		Bill Assistance Program	120,000
	92600 - Employee Pension and Benefits	1050 - Pension Benefit	1,250,000
		1990 - Other Employee Benefits	30,000
		Other Employee Benefits	30,000
	92100 - Office Supplies and Expenses	2380 - Sponsorships	150,000
		Utility Rebate Program	150,000
9500 - Other Utility Wide Expense - Department Total			1,660,000
Utility Wide Common - Total			1,773,000



KANSAS CITY BOARD OF PUBLIC UTILITIES



2024 ANNUAL BUDGET

Operating Budget Details Budget Year - 2024

Utility Wide Division

Department	Account	Class / Purpose of Expenditure	2024 Amount
6101 - Electric Accounting	50500 - Electric Expense-Cr Transfer	4170 - Electric Usage	(575,515)
	90400 - Uncollectible Accounts Expense	5080 - Doubtful Account Expense	150,000
		Uncollectible Expense - Customer	150,000
	90500 - Misc Cust Accounts Expense	5150 - WPA Billing Credit	(550,000)
		WPA/Sewer Billing Credit	(550,000)
	92100 - Office Supplies and Expenses	5080 - Doubtful Account Expense	150,000
		Uncollectible Expense - Misc.	150,000
	92400 - Property Insurance	2180 - Insurance Services	2,260,000
		Property Insurance	2,260,000
	92500 - Injuries and Damages	2370 - Liab-Inj Damages	1,434,800
		Excess Liability	960,000
		Dir/Officers Liability & Fiduciary	222,000
	Excess Workers' Comp	210,000	
	Auto General & Casualty	42,800	
	93099 - PILOT Transfer Expense	5900 - Payment In Lieu of Taxes	32,151,514
6101 - Electric Accounting - Department Total			35,020,799
Utility Wide Electric - Total			35,020,799



KANSAS CITY BOARD OF PUBLIC UTILITIES



2024 ANNUAL BUDGET

Operating Budget Details Budget Year - 2024

Utility Wide Division

Department	Account	Class / Purpose of Expenditure	2024 Amount
6102 - Water Accounting	62500 - Expenses Transferred-Cr	4180 - Water Usage	(700,515)
	90400 - Uncollectible Accounts Expense	5080 - Doubtful Account Expense	75,000
		Uncollectible Expense - Customer	75,000
	92100 - Office Supplies and Expenses	5080 - Doubtful Account Expense	60,000
		Uncollectible Expense - Misc.	60,000
	92400 - Property Insurance	2180 - Insurance Services	322,000
		Property Insurance	322,000
	92500 - Injuries and Damages	2370 - Liab-Inj Damages	299,800
		Excess Liability	202,000
		Excess Workers' Comp	43,000
Dir/Officers Liability & Fiduciary		46,000	
93099 - PILOT Transfer Expense	Auto General & Casualty	8,800	
	5900 - Payment In Lieu of Taxes	6,163,484	
6102 - Water Accounting - Department Total			6,219,769
Utility Wide Water - Total			6,219,769
Utility Wide - Division Total			43,013,568



KANSAS CITY BOARD OF PUBLIC UTILITIES



2024 ANNUAL BUDGET

2024 - 2028 FIVE YEAR CAPITAL BUDGET

Description	Capital Expenditures by Year					Total CIP Projects
	2024 Budget	2025 Budget	2026 Budget	2027 Budget	2028 Budget	
Economic Development Fund Authorization	500,000	500,000	500,000	500,000	500,000	2,500,000
Economic Development Program	150,000	150,000	150,000	150,000	150,000	750,000
Energy Efficiency Program	75,000	75,000	75,000	75,000	75,000	375,000
Utility Wide	725,000	725,000	725,000	725,000	725,000	3,625,000
Total Utility Wide	725,000	725,000	725,000	725,000	725,000	3,625,000



KANSAS CITY BOARD OF PUBLIC UTILITIES



2024 ANNUAL BUDGET

Board of Public Utilities

2024 Proposed Budget

***Presentation for
Human Resources***

December 4, 2023

**Work Plan
Goals**



KANSAS CITY BOARD OF PUBLIC UTILITIES



2024 ANNUAL BUDGET

HUMAN RESOURCES

The Human Resources Division strives to support the overall mission, goals and objectives of the BPU by delivering strategic, leading edge and effective guidance to all departments and employees, while supporting the BPU Comprehensive Strategic Plan and the BPU budget. The Human Resources Division continues to provide strategic leadership and programs to each operating division of the organization.

The Human Resources Division is responsible for such functions as employment, labor/employee relations, organizational development, benefits, compensation, training & development, EEO/diversity, performance management, workplace safety, compliance, security and wellness. Communication of HR related information to employees and retirees also falls within the responsibility of the Human Resources Division.

WORKPLAN GOALS AND OBJECTIVES

- Continue to seek innovative and cost-effective ways to improve HR related components of BPU's mission.
- Improve communications and develop trusting working relationships by building and maintaining strategic relationships with all operating divisions and employees. Develop processes to address needed improvements brought to light through responses from the employee survey.
- Recruit and retain the highest quality and diverse workforce through attracting great candidates, creating and administering a fair and objective selection process, training, developing and evaluating employees in accordance with best business practices.
- Ensure a safe and secure environment for both our employees and customers by implementing a comprehensive and multi-faceted approach to revitalize and professionalize our security program by utilizing improved technology, tools and more efficient security staffing levels.
- Maintain knowledge of all state and federal employment related regulations ensuring the BPU remains in compliance.
- Create revisions to BPU HR policies and the Employee Handbook to ensure compliance with changes in the law and HR best practices.
- Improve benefit communications and education by adding new communication mediums and create a BPU Benefits website. Provide transparency while continually educating employees on health issues through wellness programs/initiatives and easy access to healthcare. Offer benefits that are sustainable over time without sacrificing value and reducing budget costs wherever possible.
- Provide quality, cost-effective training and development opportunities that enhance knowledge, develop needed skills and enrich the organization. Create and introduce a succession planning process for Directors. Add new supervisory training for leadership positions and add hourly level training opportunities based employee survey results.
- Improve communication with partners in our Workers Compensation program to provide efficient and the highest quality of care to our injured employees through initiatives focused on excellent communication and utilizing new innovative technologies and treatments.
- Create meaningful workplace safety training for all employees. Establish safety committees driven by employees to mitigate hazards and reduce the frequency and severity of on-the-job injuries.
- Continue to develop strong working relationships with employees and union leadership.



KANSAS CITY BOARD OF PUBLIC UTILITIES



2024 ANNUAL BUDGET



This page has been left intentionally blank.

**Summary of
Major Expenses**



KANSAS CITY BOARD OF PUBLIC UTILITIES



2024 ANNUAL BUDGET

HUMAN RESOURCES SUMMARY

SUMMARY OF SPENDING BY MAJOR EXPENSE CATEGORY

	<u>2022 Actual</u>	<u>2023 Budget</u>	<u>2024 Budget</u>
OPERATING BUDGET			
Personnel Costs	\$ 1,565,535	\$ 1,780,063	\$ 1,948,013
Services	2,439,560	2,053,881	2,010,731
Fuel and Purchase Power	-	-	-
Material and Supplies	376,506	348,200	350,200
Other Operating Expenses	-	18,000	18,000
TOTAL OPERATING BUDGET	\$ 4,381,601	\$ 4,200,144	\$ 4,326,944
CAPITAL BUDGET			
Equipment & Improvements	\$ 380,402	\$ 150,000	\$ 100,000
Capitalized Labor	-	-	-
Energy Efficiency & Econ Dev Program	-	-	-
Economic Development Fund Authorization	-	-	-
Capital Lease Requirements	-	-	-
TOTAL CAPITAL BUDGET	\$ 380,402	\$ 150,000	\$ 100,000
DEBT SERVICE BUDGET			
Principal	\$ -	\$ -	\$ -
Interest	-	-	-
TOTAL DEBT SERVICE BUDGET	\$ -	\$ -	\$ -
Payment In Lieu Of Taxes (PILOT)	\$ -	\$ -	\$ -
TOTAL ANNUAL SPENDING	\$ 4,762,003	\$ 4,350,144	\$ 4,426,944

SPENDING BY AREA

	<u>2022 Actual</u>	<u>2023 Budget</u>	<u>2024 Budget</u>
DEPARTMENT			
Human Resources	\$ 4,762,003	\$ 4,350,144	\$ 4,426,944
TOTAL DEPARTMENT BUDGET	\$ 4,762,003	\$ 4,350,144	\$ 4,426,944

ALLOCATION OF SPENDING BY UTILITY REVENUES

	<u>2022 Actual</u>	<u>2023 Budget</u>	<u>2024 Budget</u>
UTILITY FUND			
Electric Utility	\$ 3,794,387	\$ 3,474,115	3,537,555
Water Utility	967,616	876,029	889,389
TOTAL UTILITY FUND	\$ 4,762,003	\$ 4,350,144	\$ 4,426,944



KANSAS CITY BOARD OF PUBLIC UTILITIES



2024 ANNUAL BUDGET



This page has been left intentionally blank.

Staffing with Positions



KANSAS CITY BOARD OF PUBLIC UTILITIES

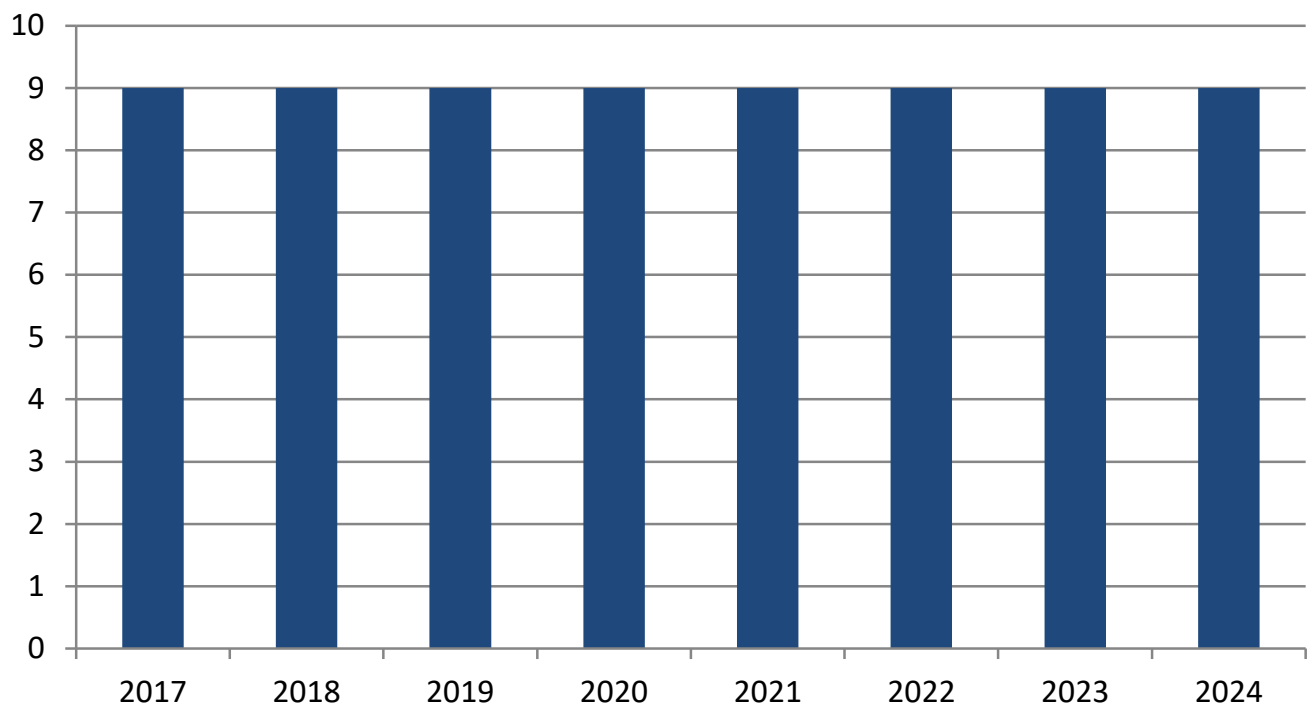


2024 ANNUAL BUDGET

2024 Human Resources Division Staffing

The Human Resources Division recommends no change to their 2024 staffing.

Human Resources





KANSAS CITY BOARD OF PUBLIC UTILITIES



2024 ANNUAL BUDGET



This page has been left intentionally blank.

**Class Summary
of Expenses**



KANSAS CITY BOARD OF PUBLIC UTILITIES



2024 ANNUAL BUDGET

Human Resources Division Summary of 2024 Budget by Class Type

Class Type	Purpose of Expenditure	2023 Approved	2024 Proposed
1010	Regular Labor	1,151,989	1,297,087
1030	Health Care/Medical Benefit	246,410	258,645
1040	Medical Insurance-Retirees	65,174	59,194
1050	Pension Benefit	84,319	86,452
1070	Life Insurance Benefit	16,368	20,647
1080	Unemployment Benefit	1,152	1,297
1090	OASDI/HI (FICA)	88,127	99,227
1100	Liability Insurance/Work Co	11,606	16,884
1110	Compensatory Balance Reserve	18,352	11,086
1130	Disability Pay Benefit	12,896	13,527
1140	Employee Education Assistance	60,000	60,000
1180	Long-Term Care	3,670	3,967
1990	Other Employee Benefits	20,000	20,000
Total Personnel Costs		1,780,063	1,948,013
2100	Human Resource Services	167,100	177,600
2150	Janitorial Services	6,000	6,000
2151	Trash Disposal	415	415
2160	Travel/Training/Safety	212,100	215,100
2170	Outside Printing & Duplicating	500	500
2190	Dues/Memberships/Subscription	10,150	10,500
2200	Telecommunications Services	11,982	11,982
2220	Security Services	1,579,000	1,504,000
2240	Building Maintenance Service	3,095	3,095
2241	Building Maint Svc - HVAC	4,047	4,047
2242	Building Maint Svc - Elevator	192	192
2243	Pest & Bird Control	300	300
2270	Public Notice	52,000	70,000
2300	Equipment Maintenance	2,000	2,000
2390	Risk Mngmnt & Consulting Srv	5,000	5,000
Total Services		2,053,881	2,010,731
4010	Office Supplies & Materials	10,000	11,000
4110	Clothing/Uniforms	315,000	315,000
4170	Electric Usage	2,000	2,000
4180	Water Usage	200	200
4210	Safety Supplies	20,000	21,000
4280	Books/Manuals/Reference	1,000	1,000
Total Material and Supplies		348,200	350,200
5200	NERC Reliability Compliance	18,000	18,000
Total Other Operating Expenses		18,000	18,000
Total Operating Budget		4,200,144	4,326,944
2000	Services	150,000	100,000
Total Capital Budget		150,000	100,000
Total BPU Budget		4,350,144	4,426,944



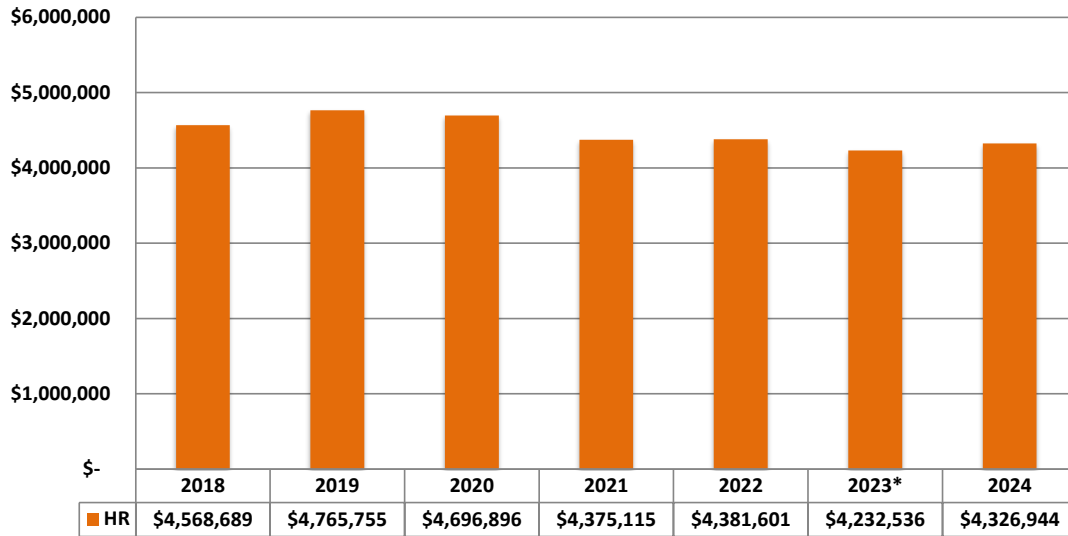
KANSAS CITY BOARD OF PUBLIC UTILITIES



2024 ANNUAL BUDGET

O&M History for Division

Human Resources



* 9 Months Actual + 3 Months Budget

Change Since 2018	\$ (241,745)
% Change Since 2018	-5.3%
Average % change since 2018	-0.9%

BPU's Historical Division O&M costs since 2018 (Excluding Fuel & Purchase Power)
Includes: Wages, Services, Supplies, Other, (Capital is excluded)

**Operating
Budget Detail**



KANSAS CITY BOARD OF PUBLIC UTILITIES



2024 ANNUAL BUDGET

Operating Budget Details Budget Year - 2024

Human Resources Division

Department	Account	Class / Purpose of Expenditure	2024 Amount	
7400 - Employee Relations	92000 - Admin and General Salaries	1010 - Regular Labor	1,017,087	
		1030 - Health Care/Medical Benefit	258,645	
		1040 - Medical Insurance-Retirees	59,194	
		1050 - Pension Benefit	86,452	
		1070 - Life Insurance Benefit	20,647	
		1080 - Unemployment Benefit	1,017	
		1090 - OASDI/HI (FICA)	77,807	
		1100 - Liability Insurance/Work Co	16,884	
		1110 - Compensatory Balance Reserve	11,086	
		1130 - Disability Pay Benefit	13,527	
		1140 - Employee Education Assistance	60,000	
		1180 - Long-Term Care	3,967	
		92001 - General Salaries	1010 - Regular Labor	280,000
			1080 - Unemployment Benefit	280
			1090 - OASDI/HI (FICA)	21,420
	1990 - Other Employee Benefits		Service Awards and Retirement Gifts	20,000
			2100 - Human Resource Services	10,100
	92100 - Office Supplies and Expenses		Healthcare Reform PCORI Fee	5,000
		COBRA Evaluations	5,100	
		2150 - Janitorial Services	6,000	
		Janitorial Services	6,000	
		2151 - Trash Disposal	415	
		Trash Disposal	415	
		2160 - Travel/Training/Safety	215,100	
		New Employee Orientation	2,500	
		RP3 APPA	1,000	
		OSHA Training & Misc	38,000	
		KS Work Comp Conference	600	
		Drug & Alcohol Training Materials	2,500	
		Apprenticeship Programs	20,000	
		National Safety Council	2,000	
		Employee Hearing Tests	20,000	
	HR Conferences	12,500		
Respirator Training, Equipment & Physicals	10,000			
Training Programs	40,000			
NERC Training	3,000			
Safety Downtown Shareholders	16,000			
Employee Mileage	4,000			
Travel & Training Local Staff Training	3,000			
DDI Training	30,000			
CPR Training (Certifications & Re-certifications)	10,000			
2170 - Outside Printing & Duplicating	500			
Printing & Training Manuals	500			
2190 - Dues/Memberships/Subsription	10,500			
Professional Services & Literature	2,500			
Updates for HIPAA, COBRA & FMLA	400			
Workers Compensation Law Bulletin	300			



KANSAS CITY BOARD OF PUBLIC UTILITIES



2024 ANNUAL BUDGET

Operating Budget Details Budget Year - 2024

Human Resources Division

Department	Account	Class / Purpose of Expenditure	2024 Amount		
7400 - Employee Relations	92100 - Office Supplies and Expenses	Misc. Dues & Memberships	1,000		
		IPMA Membership Greater KC	1,300		
		HR Professional Compliance Publications	3,000		
				SHRM Memberships	2,000
				2200 - Telecommunications Services	11,982
				Cellular Phone	1,750
				Telephone Charges	10,232
				2220 - Security Services	1,504,000
				BOLD Technologies	4,000
				Job Evaluations & Analysis	15,000
				Employee Photo ID Badge & Database Update	15,000
				Security Cameras and Maint	50,000
				Security Consultant	10,000
				Security Services	1,390,000
				Investigations	20,000
				2240 - Building Maintenance Service	3,095
				Fire System Maintenance	153
				Ice Maker Lease	164
				General Building Maintenance	2,500
				Time Warner Cable	278
				2241 - Building Maint Srvc - HVAC	4,047
				Maintenance Contract	1,047
				HVAC Repairs	3,000
				2242 - Building Maint Srvc - Elevator	192
				Elevator Maintenance	192
				2243 - Pest & Bird Control	300
				Pest Control	300
				2270 - Public Notice	70,000
				Recruiting and Advertising New Hires	50,000
				Additional Recruiting EEO/AA compliance job fairs/advertising	20,000
				2300 - Equipment Maintenance	2,000
				Training Room Equipment Maint/Replacement	2,000
				4010 - Office Supplies & Materials	11,000
		Office Supplies & Materials	11,000		
		4110 - Clothing/Uniforms	315,000		
		Safety Glasses	15,000		
		Safety Boots	15,000		
		Fire Resistant Clothes	285,000		
		4170 - Electric Usage	2,000		
		4180 - Water Usage	200		
		4210 - Safety Supplies	9,000		
		Safety Supplies	9,000		
		4280 - Books/Manuals/Reference	1,000		
		Books/Manuals/Reference	1,000		
		5200 - NERC Reliability Compliance	18,000		
		Security Assessment	8,000		
		Articulate	10,000		



KANSAS CITY BOARD OF PUBLIC UTILITIES



2024 ANNUAL BUDGET

Operating Budget Details Budget Year - 2024

Human Resources Division

Department	Account	Class / Purpose of Expenditure	2024 Amount
7400 - Employee Relations	92300 - Outside Services Employed	2100 - Human Resource Services	167,500
		Drug & Alcohol treatment	5,000
		Arbitrations	15,000
		Intern cost	6,000
		Compensation Study Cost	50,000
		Professional Services	40,000
		Drug & Alcohol drug policy testing	25,000
		ADA Job Evaluations	5,000
		Student Education Programs	3,000
		New Hire Cost	15,000
		Physicals/Backgrounds/PRA's	
		Unemployment Contract	3,500
		2390 - Risk Mngmnt & Consulting Srv	5,000
		Wellness Services	5,000
	92500 - Injuries and Damages	4210 - Safety Supplies	12,000
		AED Upgrade	4,500
		Safety Supplies	7,500
7400 - Employee Relations - Department Total			4,326,945
Human Resources - Division Total			4,326,945



KANSAS CITY BOARD OF PUBLIC UTILITIES



2024 ANNUAL BUDGET



This page has been left intentionally blank.

**Capital
Budget Summary**



KANSAS CITY BOARD OF PUBLIC UTILITIES



2024 ANNUAL BUDGET

2024 - 2028 FIVE YEAR CAPITAL BUDGET

Description	Capital Expenditures by Year					Total CIP Projects
	2024 Budget	2025 Budget	2026 Budget	2027 Budget	2028 Budget	
Common Equipment						
104151 - Security Vehicle	50,000	-	-	-	-	50,000
Total Common Equipment	50,000	-	-	-	-	50,000
Human Resources Security						
104048 - HR Security	50,000	50,000	50,000	50,000	50,000	250,000
Total Human Resources Security	50,000	50,000	50,000	50,000	50,000	250,000
Total Human Resources	100,000	50,000	50,000	50,000	50,000	300,000



KANSAS CITY BOARD OF PUBLIC UTILITIES



2024 ANNUAL BUDGET



This page has been left intentionally blank.



KANSAS CITY BOARD OF PUBLIC UTILITIES



2024 ANNUAL BUDGET

Board of Public Utilities

2024 Proposed Budget

*Presentation for
Information Technology*

December 4, 2023

**Work Plan
Goals**



KANSAS CITY BOARD OF PUBLIC UTILITIES



2024 ANNUAL BUDGET

INFORMATION TECHNOLOGY

The Information Technology Division consists of three major departments:

1. **Application Development** supports applications for Utility Operations, Customer Service, Business Intelligence (BI) analytics, Quality Assurance (testing), Finance, and Human Capital Management (HCM) applications.
2. **Network and Security** provides major hardware, network software, servers, data centers, network, cyber security and telephony services. Also includes **Desktop Support, which** provides Tier 1 Help Desk and service support for all users.
3. **Administration** provides executive level leadership for the division and project management services for IT Capital and O&M projects.

WORKPLAN GOALS AND OBJECTIVES

Applications Development (Utility Operations and Enterprise Applications)

- Complete multiple major system upgrades for to improve uptime/reliability, make available new functionality and align with industry best practices, by Q1 2024. (Meter Data Management)
- Implement Maximo Mobile solution to improve Inventory Management and field work execution, by Q3 2024.
- Develop Phase II detailed drill-down Business Intelligence and Data Analytics Dashboards for each business unit by Q4 2024.
- Implement the “Utility Network” Model to have real time and accurate data connectivity of our electric and water grid by Q4 2024.
- Implement customer focused enhancements, tools or system integrations that assure test quality, increase user productivity or provide process efficiencies by Q4 2024. (Quality Test Automation, Maximo Enhancements, PeopleSoft HR modules, and Customer Systems to improve customer experience.)

Network and Security

- Test and install 98% of all security patches within 60 days of patch availability to improve reliability.
- Implement Disaster R and Business Continuity testing on 100% of our enterprise applications to ensure that all critical systems will be resilient and available in the event of a natural disaster or man-made disaster.
- Improve Network Resiliency by replacing 100% of the critical TROPOS routers in the AMI wireless network with cellular devices over the next two years. This will improve response time, accuracy of reads, and outage management awareness for customers.
- Desktop Support
- Encrypt 100% of the workstations and laptops in order to improve our Cybersecurity posture.
- Update 35% of all workstations and laptops to Windows 11 in order to improve the end user experience.
- Reduce the number of Desktop Support tickets that are reopened by 20% which will improve end user satisfaction.

Administration (and Project Management)

- Provide leadership and executive oversight for IT to ensure cost, quality, and schedule for major projects (Budget adherence, high quality improvements, no major or critical defects at “go-live” , and schedule adherence to meet business requirements).
- Implement Project Surveys on all projects within 1 month of project closeout, set up action plans to address customer feedback.
- Instill a culture of continuous improvement through implementation of Process Improvement training, and adoption of an Organizational Change Management (OCM) model.
- Improve vendor management controls, for key BPU tech vendors.
- Complete implementation of Microsoft Project Server by end of Q3 to improve delivery assurance.



KANSAS CITY BOARD OF PUBLIC UTILITIES



2024 ANNUAL BUDGET



This page has been left intentionally blank.

**Summary of
Major Expenses**



KANSAS CITY BOARD OF PUBLIC UTILITIES



2024 ANNUAL BUDGET

INFORMATION TECHNOLOGY SUMMARY

SUMMARY OF SPENDING BY MAJOR EXPENSE CATEGORY

	<u>2022 Actual</u>	<u>2023 Budget</u>	<u>2024 Budget</u>
OPERATING BUDGET			
Personnel Costs	\$ 4,354,946	\$ 5,219,771	\$ 6,027,446
Services	4,487,573	5,986,557	6,572,771
Fuel and Purchase Power	-	-	-
Material and Supplies	493,915	864,200	773,350
Other Operating Expenses	-	30,000	7,500
TOTAL OPERATING BUDGET	\$ 9,336,434	\$ 12,100,528	\$ 13,381,067
CAPITAL BUDGET			
Equipment & Improvements	\$ 2,930,896	\$ 4,146,000	\$ 4,310,000
Capitalized Labor	22,540	-	-
Energy Efficiency & Econ Dev Program	-	-	-
Economic Development Fund Authorization	-	-	-
Capital Lease Requirements	-	-	-
TOTAL CAPITAL BUDGET	\$ 2,953,436	\$ 4,146,000	\$ 4,310,000
DEBT SERVICE BUDGET			
Principal	\$ -	\$ -	\$ -
Interest	-	-	-
TOTAL DEBT SERVICE BUDGET	\$ -	\$ -	\$ -
Payment In Lieu Of Taxes (PILOT)	\$ -	\$ -	\$ -
TOTAL ANNUAL SPENDING	\$ 12,289,870	\$ 16,246,528	\$ 17,691,067

SPENDING BY AREA

	<u>2022 Actual</u>	<u>2023 Budget</u>	<u>2024 Budget</u>
DEPARTMENT			
Applications	\$ 7,292,670	\$ 9,615,383	\$ 10,234,846
Desktop Support	3,743,296	3,759,603	3,963,903
IS Administration	332,940	395,362	899,138
Network Support	920,964	2,476,180	2,593,180
TOTAL DEPARTMENT BUDGET	\$ 12,289,870	\$ 16,246,528	\$ 17,691,067

ALLOCATION OF SPENDING BY UTILITY REVENUES

	<u>2022 Actual</u>	<u>2023 Budget</u>	<u>2024 Budget</u>
UTILITY FUND			
Electric Utility	\$ 8,709,409	\$ 11,536,789	12,529,596
Water Utility	3,580,461	4,709,739	5,161,471
TOTAL UTILITY FUND	\$ 12,289,870	\$ 16,246,528	\$ 17,691,067



KANSAS CITY BOARD OF PUBLIC UTILITIES



2024 ANNUAL BUDGET



This page has been left intentionally blank.

Staffing with Positions



KANSAS CITY BOARD OF PUBLIC UTILITIES

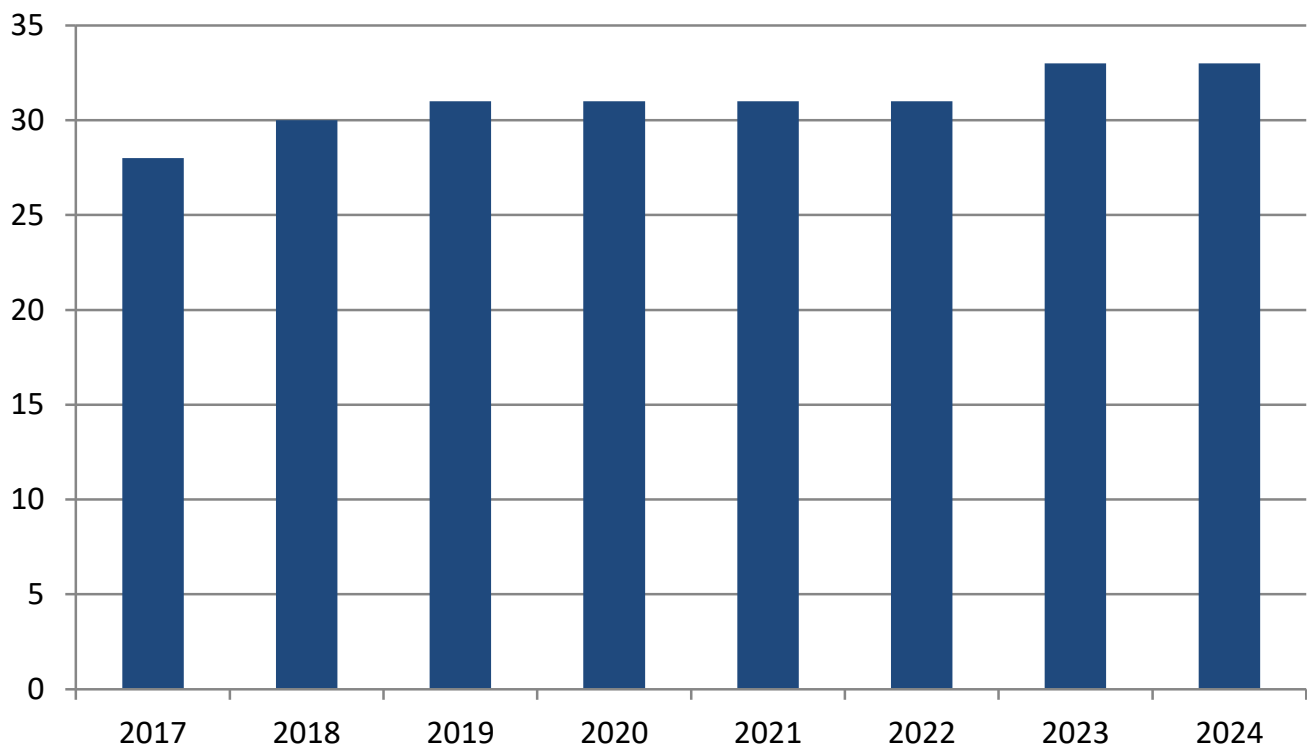


2024 ANNUAL BUDGET

2024 Information Technology Division Staffing

The Information Technology Division recommends no change to their 2024 staffing:

Information Technology





KANSAS CITY BOARD OF PUBLIC UTILITIES



2024 ANNUAL BUDGET



This page has been left intentionally blank.

**Class Summary
of Expenses**



KANSAS CITY BOARD OF PUBLIC UTILITIES



2024 ANNUAL BUDGET

Information Technology Division Summary of 2024 Budget by Class Type

Class Type	Purpose of Expenditure	2023 Approved	2024 Proposed
1010 - Regular Labor		3,389,462	3,913,925
1030 - Health Care/Medical Benefit		841,943	995,311
1040 - Medical Insurance-Retirees		222,689	227,791
1050 - Pension Benefit		288,104	332,684
1070 - Life Insurance Benefit		55,926	79,452
1080 - Unemployment Benefit		3,389	3,914
1090 - OASDI/HI (FICA)		259,294	299,416
1100 - Liability Insurance/Work Co		39,656	64,972
1110 - Compensatory Balance Reserve		62,704	42,661
1130 - Disability Pay Benefit		44,063	52,055
1180 - Long-Term Care		12,541	15,265
Total Personnel Costs		5,219,771	6,027,446
2130 - Computer Hardware Maintenance		170,000	164,900
2131 - Computer Software Maintenance		3,571,286	4,029,786
2160 - Travel/Training/Safety		129,750	128,550
2190 - Dues/Memberships/Subscription		-	1,200
2200 - Telecommunications Services		64,260	92,760
2210 - Clerical/Office/Tech Services		20,000	17,500
2250 - Mailing/Shipping Services		75	75
2282 - IT Prof Contracted Services		2,031,186	2,138,000
Total Services		5,986,557	6,572,771
4010 - Office Supplies & Materials		25,700	21,200
4040 - Comp/Svr/Ntwrk Hrdwr Equip		784,000	715,000
4041 - Comp/Svr/Ntwrk Sftwr & Lic		50,000	29,550
4160 - Office Equipment		500	500
4220 - Communication Supplies		4,000	7,100
Total Material and Supplies		864,200	773,350
5200 - NERC Reliability Compliance		30,000	7,500
Total Other Operating Expenses		30,000	7,500
Total Operating Budget		12,100,528	13,381,067
2000 - Services		4,146,000	4,310,000
Total Capital Budget		4,146,000	4,310,000
Total BPU Budget		16,246,528	17,691,067



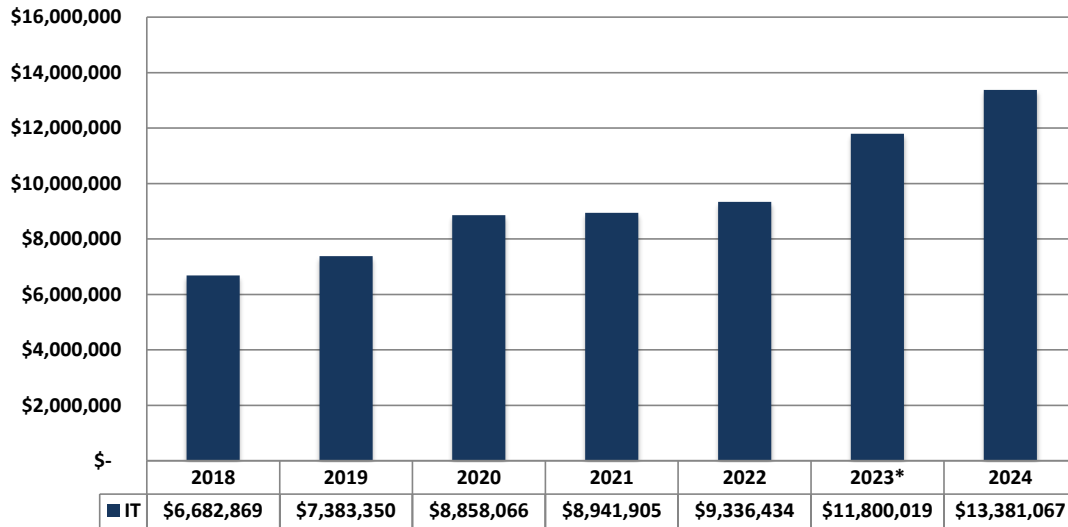
KANSAS CITY BOARD OF PUBLIC UTILITIES



2024 ANNUAL BUDGET

O&M History for Division

Information Technology



* 9 Months Actual + 3 Months Budget

Change Since 2018	\$ 6,698,198
% Change Since 2018	100.2%
Average % change since 2018	16.7%

**BPU's Historical Division O&M costs since 2018 (Excluding Fuel & Purchase Power)
Includes: Wages, Services, Supplies, Other, (Capital is excluded)**

**Operating
Budget Detail**



KANSAS CITY BOARD OF PUBLIC UTILITIES



2024 ANNUAL BUDGET

Operating Budget Details Budget Year - 2024

Information Technology Division

Department	Account	Class / Purpose of Expenditure	2024 Amount
2410 - IS Administration	92000 - Admin and General Salaries	1010 - Regular Labor	653,155
		1030 - Health Care/Medical Benefit	166,097
		1040 - Medical Insurance-Retirees	38,014
		1050 - Pension Benefit	55,518
		1070 - Life Insurance Benefit	13,259
		1080 - Unemployment Benefit	653
		1090 - OASDI/HI (FICA)	49,966
		1100 - Liability Insurance/Work Co	10,842
		1110 - Compensatory Balance Reserve	7,119
		1120 - Labor Attrition-Wages	(91,475)
		1121 - Labor Attrition Burden	(49,397)
		1130 - Disability Pay Benefit	8,687
		1180 - Long-Term Care	2,547
		92100 - Office Supplies and Expenses	2160 - Travel/Training/Safety
	Utility Conferences		4,500
	Employee Mileage		250
	Technology Training		9,000
	2200 - Telecommunications Services		7,400
	Telephone		6,000
	Mobile Phone		1,400
	4010 - Office Supplies & Materials		5,000
	Office Supplies & Materials		5,000
	4160 - Office Equipment		500
	Office Equipment	500	
	92300 - Outside Services Employed	2210 - Clerical/Office/Tech Services	7,500
		Student Intern - IT	7,500
	2410 - IS Administration - Department Total		



KANSAS CITY BOARD OF PUBLIC UTILITIES



2024 ANNUAL BUDGET

Operating Budget Details Budget Year - 2024

Information Technology Division

Department	Account	Class / Purpose of Expenditure	2024 Amount
2430 - Applications	92000 - Admin and General Salaries	1010 - Regular Labor	1,946,360
		1030 - Health Care/Medical Benefit	494,959
1040 - Medical Insurance-Retirees		113,278	
1050 - Pension Benefit		165,441	
1070 - Life Insurance Benefit		39,511	
1080 - Unemployment Benefit		1,946	
1090 - OASDI/HI (FICA)		148,897	
1100 - Liability Insurance/Work Co		32,310	
1110 - Compensatory Balance Reserve		21,215	
1120 - Labor Attrition-Wages		(55,902)	
1121 - Labor Attrition Burden		(30,187)	
92100 - Office Supplies and Expenses	1130 - Disability Pay Benefit	25,887	
	1180 - Long-Term Care	7,591	
	2131 - Computer Software Maintenance	2,402,806	
	Anaplan Support Renewal	101,000	
	Honeywell Netsense Software License Maint.	240,000	
	TOAD tools	26,250	
	Barcode System Maint.	20,000	
	HR - Oracle Support Renewal P-04-07342-000-1	9,000	
	MS Visual Studio IDE	5,000	
	Kronos Workforce Mgmt Maint. - Depot Exchange	70,000	
	Enterprise Service Bus (ESB)	180,000	
	Innova Save SW Assurance (eMeter)	500	
	DB - Oracle Support Renewal 1903358	200,000	
	Cayenta CSS Maint. - Actuate, Oracle Ent., Uniface	90,000	
	DB - Oracle Support Renewal 5086006	5,756	
	DB - Oracle Support Renewal 2328344	35,000	
	IBM Maximo Enterprise Asset Mgmt System (EAM)	300,000	
	Org-Plus Software Maint.	350	
	HR - Oracle Support Renewal 5312097	22,000	
ELM - Oracle Support Renewal 5140011	18,000		
Oracle Fusion Maint.	192,000		
ESRI GIS Maint.	170,000		
Cayenta UtilityManager Maint. w Cust Self Serve	180,000		
HR - Oracle Support Renewal P-03-08086-000-39	5,000		
Label Matrix Maint.	2,000		
SmartSheet	6,500		
Linux Maint - Oracle Support Renewal 4792489	150		
Easton Utilities Annual Maint.	3,800		
Milsoft Notifications	1,000		
Mythics - Benefits Administration	8,300		
SBS Utility Data Hub	14,200		



KANSAS CITY BOARD OF PUBLIC UTILITIES



2024 ANNUAL BUDGET

Operating Budget Details Budget Year - 2024

Information Technology Division

Department	Account	Class / Purpose of Expenditure	2024 Amount
2430 - Applications	92100 - Office Supplies and Expenses	Tableau License Maint.	32,000
		MDM Support and Maint.	300,000
		Customer Portal	85,000
		OMS Dispatch	26,000
		TextPower	54,000
		2160 - Travel/Training/Safety	86,400
		Meter-to-Cash Training	20,000
		Utility Operational Training	25,000
		Oracle/PeopleSoft/Kronos Training	15,000
		Development/BUS Training	15,000
		Project Mgmt	6,000
		Mileage for App Dev Staff	5,000
		SHI - Tableau Training	400
		2190 - Dues/Memberships/Subscription	1,200
		Dues/Memberships/Subscription	1,200
	2200 - Telecommunications Services	9,360	
	Telephones	6,000	
	Cellular Phones	3,360	
	4010 - Office Supplies & Materials	14,000	
	Office Supplies	4,000	
	Cubicle accommodations for additional staff	10,000	
	4041 - Comp/Srvr/Ntwrk Sftwr & Lic	14,773	
	Software Licenses	14,773	
	92300 - Outside Services Employed	2282 - IT Prof Contracted Services	1,580,000
		Gartner for Industry Advisory and Technical Professionals	90,000
		System Integration Non-Cap Projects	250,000
		Meter-to-Cash Non-Cap Projects	300,000
ERP Business Systems Non-Cap Projects		295,000	
Utility Operations Non-Cap Projects		100,000	
BI/Analytics Non-Cap Projects		320,000	
Enterprise System Support		225,000	
2430 - Applications - Department Total		7,019,845	



KANSAS CITY BOARD OF PUBLIC UTILITIES



2024 ANNUAL BUDGET

Operating Budget Details Budget Year - 2024

Information Technology Division

Department	Account	Class / Purpose of Expenditure	2024 Amount	
2310 - Network Support	75000 - Telecommunications Clr-All	2131 - Computer Software Maintenance	115,000	
		Mitel	95,000	
Advanced Communications		20,000		
2200 - Telecommunications Services		47,000		
Annual telecom expenses		38,000		
Verizon MDM costs		9,000		
2210 - Clerical/Office/Tech Services		2,000		
General Supplies		2,000		
4040 - Comp/Srvr/Ntwrk Hrdwr Equip		210,000		
Telephone Equipment		35,000		
Milsoft OMS Cloud IVR		130,000		
92100 - Office Supplies and Expenses		2130 - Computer Hardware Maintenance	Mitel Hardware Maintenance	25,000
	Customer Service IVR		20,000	
4220 - Communication Supplies	7,100			
Cables, wire, tools, etc.	7,100			
92300 - Outside Services Employed	2131 - Computer Software Maintenance		847,580	
			ViewFinity	3,500
			RSA	13,500
			Cradlepoint cloud support	3,500
			Trend Micro	8,900
			Solarwinds	21,000
			UILA	31,000
			Imprivata	12,500
		Netrix - Audit and compliance	38,000	
		Extreme Maint	250,000	
		Tenable NESSUS	2,200	
		Redhat	65,000	
		NetScout - Fluke Maint	10,680	
		F5	30,000	
		Checkpoint Maint	85,000	
		CoreDial	9,500	
		Airwatch	3,800	
		Linoma	6,000	
		Carbon Black Parity	36,000	
		SPOK	12,500	
Palo Alto - IPS IDS	25,000			
Rapid 7 - Software patching	20,000			
Artic Wolf - through Eagle	130,000			
Gartner	30,000			
92300 - Outside Services Employed	4040 - Comp/Srvr/Ntwrk Hrdwr Equip	35,000		
		Switches or Security appliances	35,000	
92300 - Outside Services Employed	2210 - Clerical/Office/Tech Services	8,000		
		Intern	8,000	
		2282 - IT Prof Contracted Services	329,000	
92300 - Outside Services Employed	Senior Network Security	195,000		
		Network Security Assessment	50,000	
		UILA Managed services	84,000	



KANSAS CITY BOARD OF PUBLIC UTILITIES



2024 ANNUAL BUDGET

Operating Budget Details Budget Year - 2024

Information Technology Division

Department	Account	Class / Purpose of Expenditure	2024 Amount
2310 - Network Support	92300 - Outside Services Employed	5200 - NERC Reliability Compliance NERC	2,500 2,500
2310 - Network Support - Department Total			1,678,180



KANSAS CITY BOARD OF PUBLIC UTILITIES



2024 ANNUAL BUDGET

Operating Budget Details Budget Year - 2024

Information Technology Division

Department	Account	Class / Purpose of Expenditure	2024 Amount
2420 - Desktop Support	92000 - Admin and General Salaries	1010 - Regular Labor	1,628,761
		1030 - Health Care/Medical Benefit	414,194
		1040 - Medical Insurance-Retirees	94,794
		1050 - Pension Benefit	138,445
		1070 - Life Insurance Benefit	33,064
		1080 - Unemployment Benefit	1,629
		1090 - OASDI/HI (FICA)	124,600
		1100 - Liability Insurance/Work Co	27,037
		1110 - Compensatory Balance Reserve	17,753
		1120 - Labor Attrition-Wages	(166,975)
		1121 - Labor Attrition Burden	(90,167)
		1130 - Disability Pay Benefit	21,663
		1180 - Long-Term Care	6,352
		92100 - Office Supplies and Expenses	2130 - Computer Hardware Maintenance
	Windows Server Maintenance		50,000
	RSA Tokens		12,000
	Asset Disposition		7,000
	Nexsan storage maintenance		2,900
	Park place nimble storage		18,000
	2131 - Computer Software Maintenance		664,400
	SCCM		9,900
	Nimble		35,000
	Samanage - helpdesk		80,000
	ScreenPresso		1,600
	Trend Micro		8,200
	TW Cable - Internet		15,000
	Adobe		1,500
	Microsoft licenses		25,000
	Testing Tools		16,000
	Microsoft Teams		120,000
	Web Certificates		3,000
	VMWare	28,000	
Altiris	35,000		
Wizer security awareness training	5,000		
Consolidated Communications - Internet - Admin/Svc Center	50,000		
CITRIX	15,000		
Bitsight	18,000		
MXToolbox	2,200		
Commvault	70,000		
BMC Control M	25,000		
ActivTrak	21,000		
Zerto DR/BC platform	80,000		
2160 - Travel/Training/Safety	28,400		
Pluralsight	4,200		
VMware	6,500		
Security Conference	6,400		
Security Training	3,500		
Employee Mileage	7,800		
2200 - Telecommunications Services	29,000		
Spare ATT Cell phones	3,000		



KANSAS CITY BOARD OF PUBLIC UTILITIES



2024 ANNUAL BUDGET

Operating Budget Details Budget Year - 2024

Information Technology Division

Department	Account	Class / Purpose of Expenditure	2024 Amount
2420 - Desktop Support	92100 - Office Supplies and Expenses	Telephone	2,500
		ATT - parts and accessories	3,000
		Cellular Phone Fees	4,500
		Verizon Wireless Cards	16,000
		2250 - Mailing/Shipping Services	75
		Mail Supplies	75
		4010 - Office Supplies & Materials	2,200
		Office Supplies	2,200
		4040 - Comp/Srvr/Ntwrk Hrdwr Equip	470,000
		Laptops	85,000
		Servers	40,000
		Backup Tapes	30,000
		Printers	10,000
		Hardware	40,000
		Thin Clients	10,000
		Toner Cartridges	60,000
		Engineering laptops	36,000
		Monitors	20,000
		PC Desktop Replacements	34,000
		Mobile devices - tablets and handhelds	20,000
		IT Laptops	85,000
		4041 - Comp/Srvr/Ntwrk Sftwr & Lic	14,777
		Software Licenses	14,777
5200 - NERC Reliability Compliance	2,500		
NERC Compliance	2,500		
92300 - Outside Services Employed		2282 - IT Prof Contracted Services	229,000
		DBA	169,000
		SQL & Server EOL	60,000
		5200 - NERC Reliability Compliance	2,500
		NERC Compliance	2,500
2420 - Desktop Support - Department Total			3,783,902
Network - Total			5,462,082
Information Technology - Division Total			13,381,064



KANSAS CITY BOARD OF PUBLIC UTILITIES



2024 ANNUAL BUDGET



This page has been left intentionally blank.

**Capital
Budget Summary**



KANSAS CITY BOARD OF PUBLIC UTILITIES



2024 ANNUAL BUDGET

2024 - 2028 FIVE YEAR CAPITAL BUDGET

Description	Capital Expenditures by Year					Total CIP Projects
	2024 Budget	2025 Budget	2026 Budget	2027 Budget	2028 Budget	
Enterprise Technology						
100664 - IT ERP Technology Development	150,000	150,000	150,000	150,000	150,000	750,000
100666 - IT Desktop/Network Development	570,000	575,000	200,000	200,000	800,000	2,345,000
100667 - IT Security Improvements	100,000	100,000	100,000	100,000	80,000	480,000
101162 - IT Enterprise Service Bus Development	250,000	250,000	250,000	250,000	250,000	1,250,000
101165 - IT Enterprise Asset Management Development	225,000	550,000	225,000	225,000	225,000	1,450,000
101166 - IT BI/Analytics Development	300,000	300,000	300,000	300,000	300,000	1,500,000
101167 - IT EAM Mobility	250,000	50,000	50,000	50,000	50,000	450,000
101193 - IT AMI Development	25,000	25,000	25,000	25,000	25,000	125,000
101194 - IT HCM Enhancements	50,000	400,000	70,000	100,000	50,000	670,000
101196 - IT Customer Information System Development	325,000	325,000	150,000	150,000	150,000	1,100,000
101274 - IT Rollout Identity Management	80,000	80,000	80,000	40,000	40,000	320,000
101276 - IT DR Infrastructure	100,000	150,000	150,000	150,000	150,000	700,000
101278 - IT DR for Security	50,000	50,000	50,000	50,000	80,000	280,000
101279 - IT DR Development	-	40,000	-	40,000	-	80,000
103011 - IT GIS Enhancements	680,000	250,000	75,000	75,000	75,000	1,155,000
104001 - IT Business Portal Development	25,000	25,000	25,000	25,000	25,000	125,000
104002 - IT Enterprise Wireless Mobility	40,000	40,000	40,000	40,000	40,000	200,000
104003 - IT Quality Assurance Automation	200,000	50,000	50,000	50,000	50,000	400,000
104004 - IT Electronic Document Management System	20,000	225,000	225,000	225,000	225,000	920,000
104005 - IT Utility Ops Technology Development	225,000	225,000	225,000	225,000	225,000	1,125,000
104006 - IT Cloud Services Development	75,000	75,000	75,000	75,000	75,000	375,000
104007 - IT General Systems Enhancements	225,000	225,000	225,000	225,000	225,000	1,125,000
104008 - IT Project Management Applications	50,000	50,000	50,000	50,000	50,000	250,000
104009 - IT Analog to Digital Services	75,000	75,000	75,000	30,000	30,000	285,000
104010 - IT IVR Service Development	30,000	30,000	35,000	35,000	35,000	165,000
104012 - IT Mobile Device Management(MDM)	20,000	-	-	20,000	-	40,000
104013 - IT Security Operations Center(SOC) Development	-	20,000	20,000	20,000	20,000	80,000
104014 - IT Server Additions	70,000	70,000	70,000	70,000	70,000	350,000
104017 - IT Virtual Desktop Deployment	-	-	25,000	-	-	25,000
104034 - IT Meter Data Management System Upgrade	100,000	50,000	50,000	50,000	50,000	300,000
Total Enterprise Technology	4,310,000	4,455,000	3,065,000	3,045,000	3,545,000	18,420,000
Total Information Technology	4,310,000	4,455,000	3,065,000	3,045,000	3,545,000	18,420,000



KANSAS CITY BOARD OF PUBLIC UTILITIES



2024 ANNUAL BUDGET



This page has been left intentionally blank.