

Bosch Rotating Machines

Starters and Alternators





Bosch Starters and Alternator Innovations since 1914

Over the last 107 years, Bosch has continuously improved the technology of rotating machines – starters and alternators – from the first design in 1914 based on the “Rushmore” principle to the latest with solid-state digital controls. It has not just been about improving reliability and performance but also ensuring they work with the largest range of applications, both for OEMs and in the automotive aftermarket.

This manual covers the entire range of products available today.




1913
“Bosch light” – alternator, regulator switch and headlight



1914
“Type S” starter motor – first Bosch inertia starter motor with special roller-type overrunning clutch



1933
Bosch starter-alternator” – first unit worldwide, combining alternator and starter motor



1958
“Variode” – first semiconductor element for use in alternators



1995
Reduction gear – First starter for CV with a total power of 4.0 kW



1989
Compact alternator LI-C with internal fan – low-noise, lightweight and powerful



2007
Start/stop starter motor – for start/stop systems



2014
Power density line alternator



2017
Boost recuperation machine

Contents

1	Material Description with GST Rate	5
2	Starter Motors	6
	Components	6
	Types	8
	Features and Advantages	9
3	Alternators	10
	Components	10
	Types	12
	Features and Advantages	13
4	Alternator Exploded View - NBL, C0, K1	14
5	Product Applications	20
	For BSVI Vehicles	20
	New Releases	24
	Passenger Cars	26
	Light Commercial Vehicles	34
	Heavy Commercial Vehicles	42
	3-Wheelers	52
	Tractors	54
	Genset and others	60
7	Successor list	64
8	Obsolete Part Numbers	66
9	Imported Parts Range	68
10	Focus Part List	80

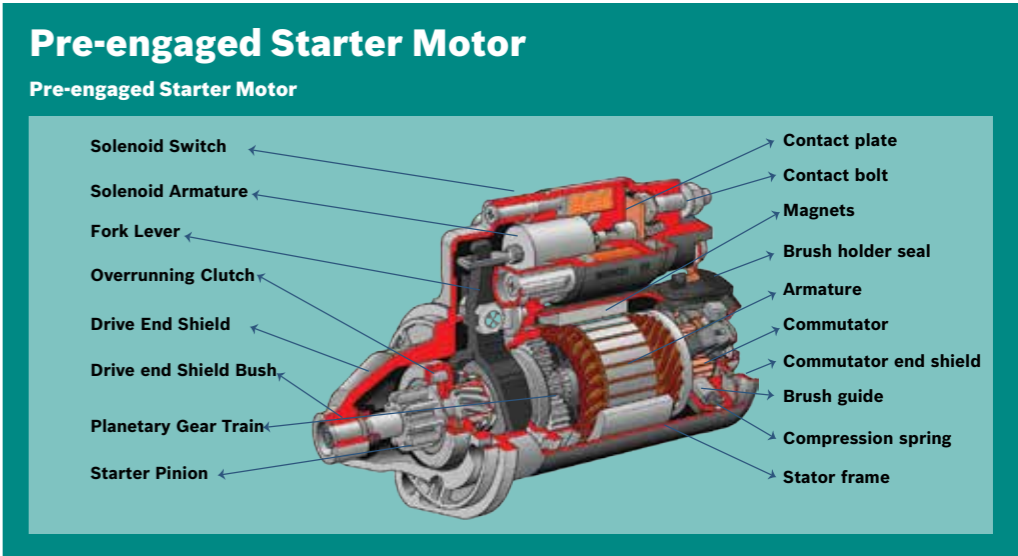
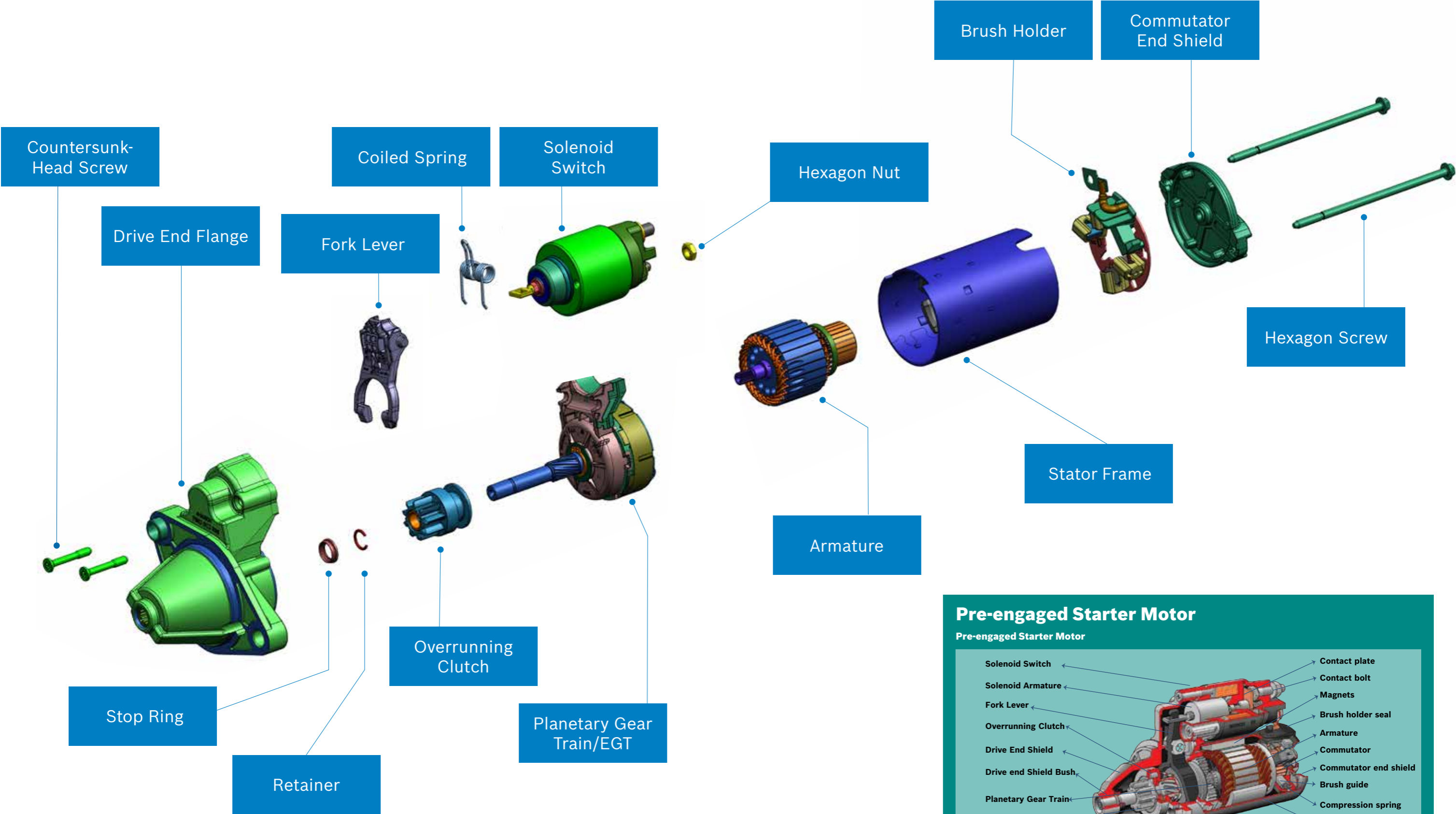


Material Description with GST Rate

Material Description	HSN Code	GST Rate
Alternator	85115000	28%
Armature	85119000	28%
Brush Holder	85119000	28%
Carbon Brush	85114000	28%
Carbon-Brush Set	85119000	28%
Commutator End Shield	85119000	28%
EL Field Regulator	85119000	28%
Excitation Winding	85119000	28%
Fork Lever	85119000	28%
Overrunning Clutch	85119000	28%
Overrunning-Clutch Drive	85119000	28%
Pinion	85119000	28%
Planetary Gear Train	85119000	28%
Pole Housing	85119000	28%
Pulley	85119000	28%
Rectifier	85119000	28%
Rotor	85119000	28%
Slip-Ring End Shield	85119000	28%
Solenoid Switch	85119000	28%
Starter	85114000	28%
Starting Relay	85119000	28%
Stator	85119000	28%
Vacuum Pump	85119000	28%

STARTER Components

Exploded view of starter motor components



STARTER Types

HX Type



C60 Type



**DE 76-81 Series
(Former DF Type)**



**DEF 76-81 Series
(Former DFB Type)**



**R 70-78 Series
(Former DW Type)**



**DE 114 Series
(Former IF Type)**

STARTERS Features and Advantages

- ▶ High starting reliability
- ▶ Long service life even under extreme environmental conditions
- ▶ Adapted to the demands of the vehicle
- ▶ Identical in fit and performance to an original equipment starter
- ▶ Robust and compact design
- ▶ Manufactured on the same rigorous production & testing standards as original equipment parts

- ▶ Developed using high-quality components (e.g. optimised brushes)
- ▶ Higher starting cycles and an outstanding service life
- ▶ Original spare parts available for cost-effective repair

DOs ✓

Ensure it is firmly mounted on to the engine and ensure proper electrical grounding

Tighten torque for terminal connections & threaded mounting hole as per specifications

Alterations in main power line & control line wiring harnesses may adversely affect the starter function and hence are to be approved by the responsible development of SEG & customer

Use suitably designed Wiring Harness to prevent short circuiting of starter terminals

During testing of Starter Motor on engine rig, it is recommended to use required Generator power supply source or battery in fully charged condition

During testing, ensure proper connection of Starter Motor Battery & Solenoid terminals with available power source

The starter terminals are not generally protected against external contact. Before carrying out work on the engine near the Starter or on the Starter itself, the battery or power source must be disconnected

DON'Ts ✗

For Starter Motor testing, avoid striking of power source cable with Starter Motor battery & solenoid terminals

To protect Starter Motor terminals from painting marks, avoid application of grease. During painting of engine, avoid paint on pinion, pinion shaft

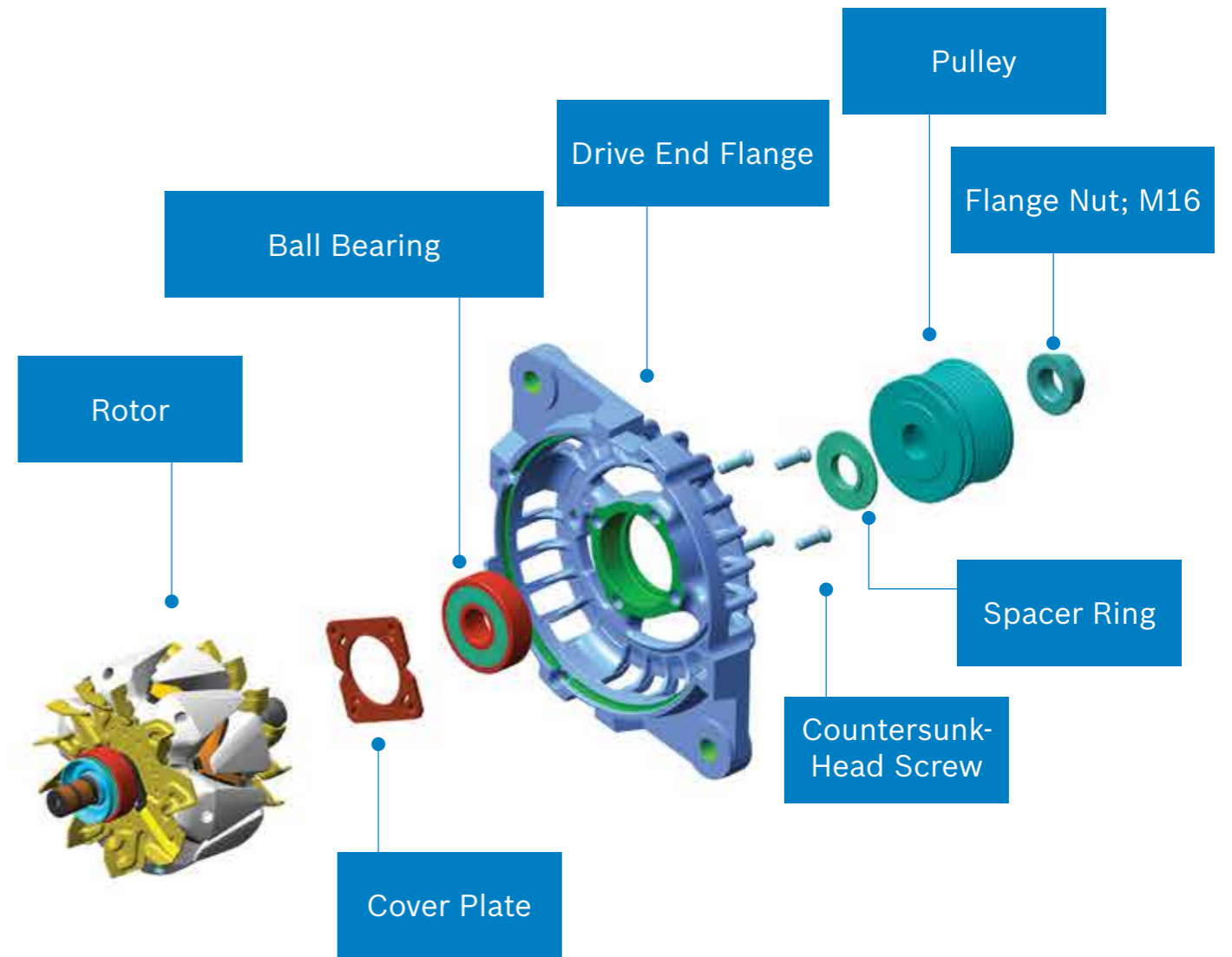
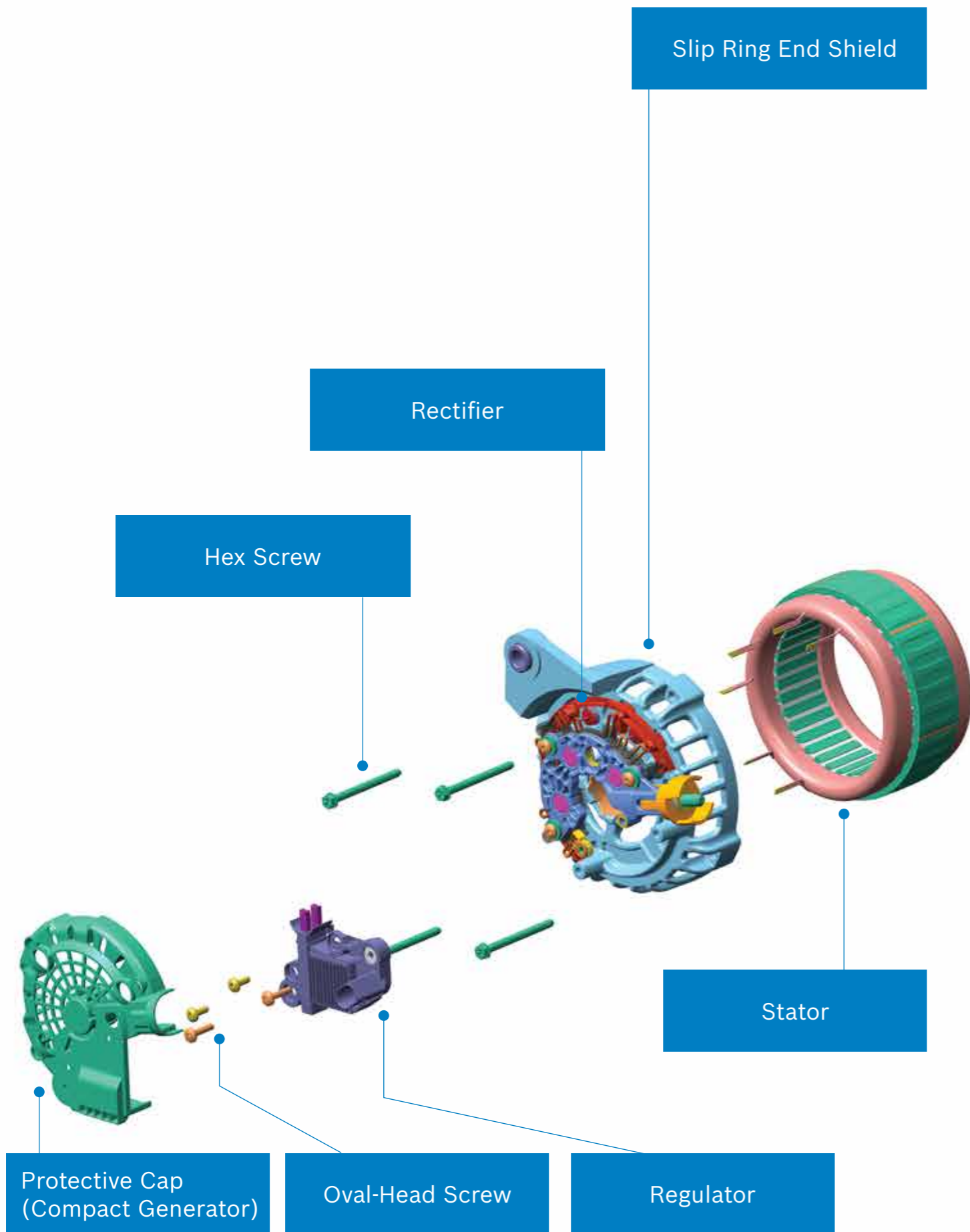
Starter Motor should not be used for Green Engine Starting and Green Engine priming. Alternative methods have to be used (e.g. Dyno based start or Slave Starter).

The Starter Motor should not be used as the prime mover for the vehicle (as in cases where the vehicle gets drained of fuel and the Starter Motor is subjected to drive the vehicle)

After engine fires, Starter Motors should not be subjected to operation

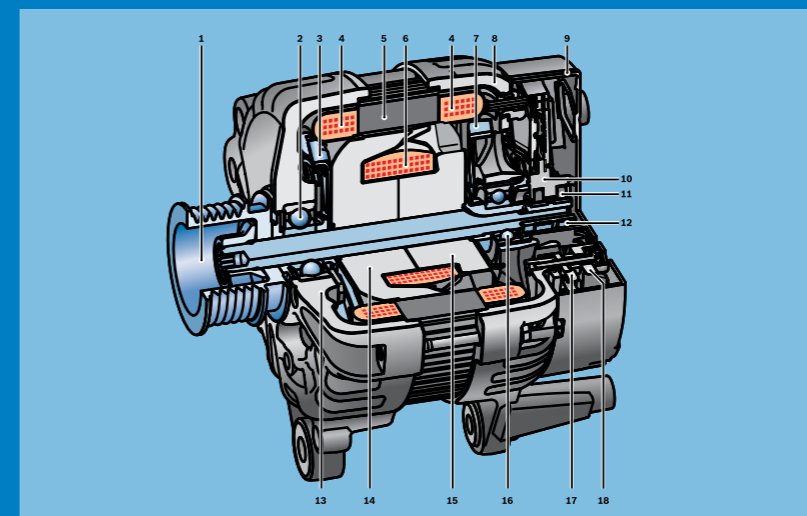
ALTERNATORS Components

Exploded view of alternator components



Pre-engaged Alternator

Bosch Compact Alternator



1. Belt pulley
2. A-side (drive end) ball bearing
3. A-side fan
4. Stator winding heads
5. Laminated stator core
6. Rotor winding (excitation winding)
7. B-side fan
8. B-side end shield
9. Protective cap
10. Brush holder
11. Carbon brush
12. Collector ring
13. A-side end shield
14. A-side claw pole
15. B-side claw pole
16. B-side ball bearing
17. Negative heat sink of rectifier
18. Positive heat sink of rectifier


ALTERNATOR Types



NBL



K1



B0



K1 Type



K1+VP Type



KCVP Type



G1-S1 Type



GCM1 Type



GCM2 Type



KCB1/KCM1 Type



K1 Sealed Type

ALTERNATORS Features and Advantages

- ▶ Developed and tested for reliable energy supply to a vehicle's electrical system
- ▶ Designed to function in even the most adverse conditions
- ▶ Adapted to the vehicle specific electrical demands
- ▶ Designed to be identical in fit and performance to an original equipment alternator
- ▶ Robust and compact design for high performance

- ▶ Manufactured to the same production & testing standards as original equipment parts
- ▶ Assured quality and a very long service life
- ▶ High power output even at low engine speeds
- ▶ Regulator and rectifier with advanced diode technology protects the electrical system from electrical over-stress
- ▶ Original spare parts available for cost-effective repair

DOs ✓

The operation of the Alternator is only permissible with assembled regulator and with connected battery system. Typically, the Alternator is mounted directly on the engine block.

The mounting used must be rigid and guarantee a ground connection to the Alternator housing.

The Alternator has to be driven by a V-belt or a poly V-belt, directly connected to the engine crankshaft.

The tensioning of the belt can be performed manually or by a separate auto belt-tensioner (OEM incorporation based on application).

Correct Alternator operation can only be achieved when the specified direction of rotation and the belt tension is maintained.

Incorrect belt tension will damage the bearing and lead to internal eccentric rubbing, damaging the Alternator.

Special attention to be paid when Alternators are used together with other systems (e.g. electrical hydraulic brake, electrical steering etc.), as interference can occur, which can shut off the Alternator, leading to loss of electrical output.

DON'Ts ✗

Swapping of the battery connections even for a short period only can result in non-reversible damage or functional FAILURE of the Alternator.

Dismantling of the battery cables can lead to the loosening of the B+ bolt on the Alternator side. It is necessary to fasten the bolt to the maximum fastening torque as indicated.

Plug in connection: Insufficient contact can lead to failed output signal hence it is necessary to ensure proper plug-in connection.

Axial load on the Alternator rotor shaft is not permitted especially not by hitting as this can cause pre-damaged bearings.

The product must not be dropped or exposed to any shocks out of normal conditions. The function of the Alternator is not guaranteed afterwards.

Even with little stress caused by hitting, a non-visible pre-damage can occur, which can lead to a functional malfunction.

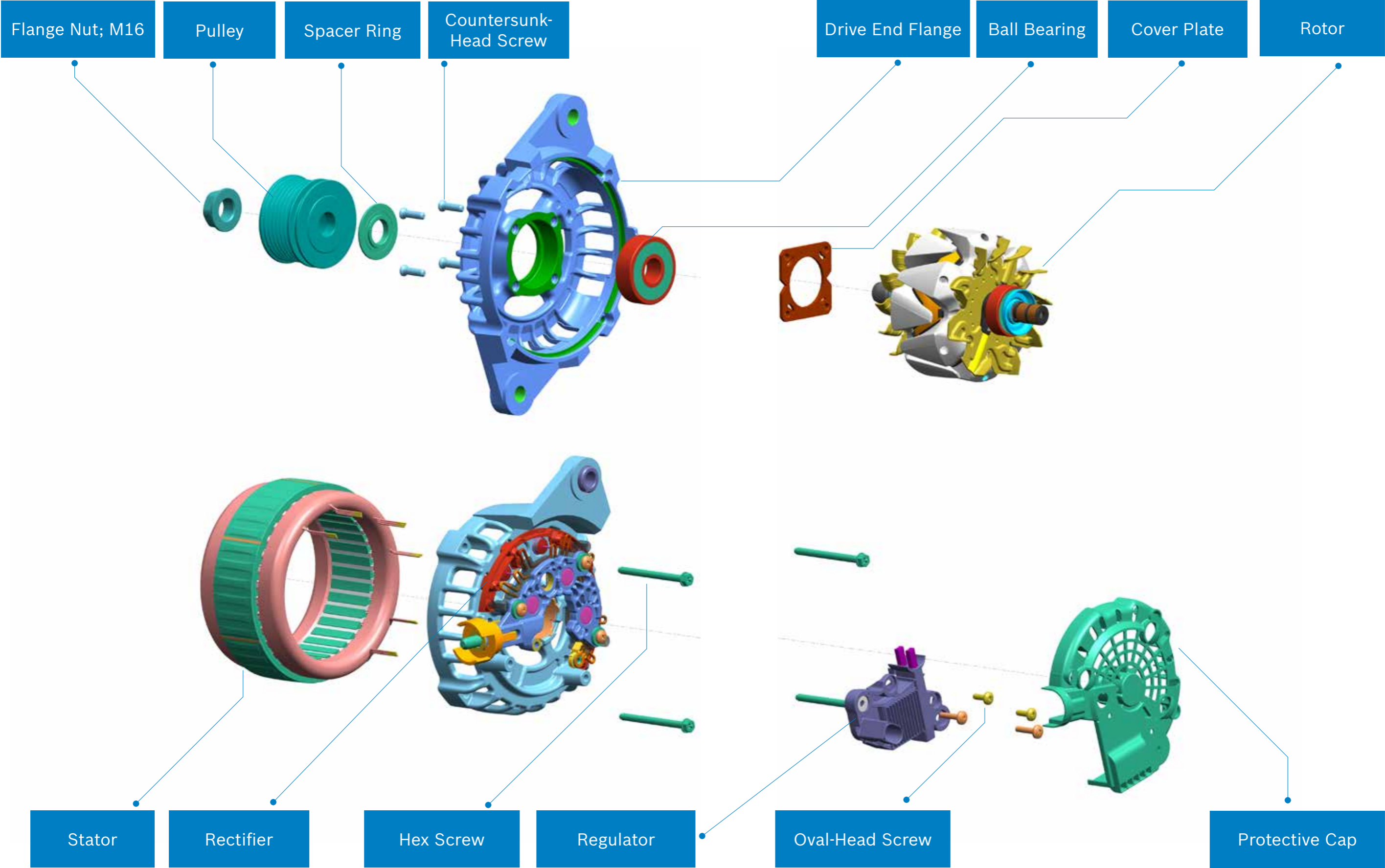
Operation with defect or without battery can lead to de-excitation of the Alternator; voltage drops caused by switching on extreme loads (High power consumers) can cause a reset of the ECUs.

DO NOT store the Alternator in wet condition. This applies for installed as well as for non-installed Alternators.

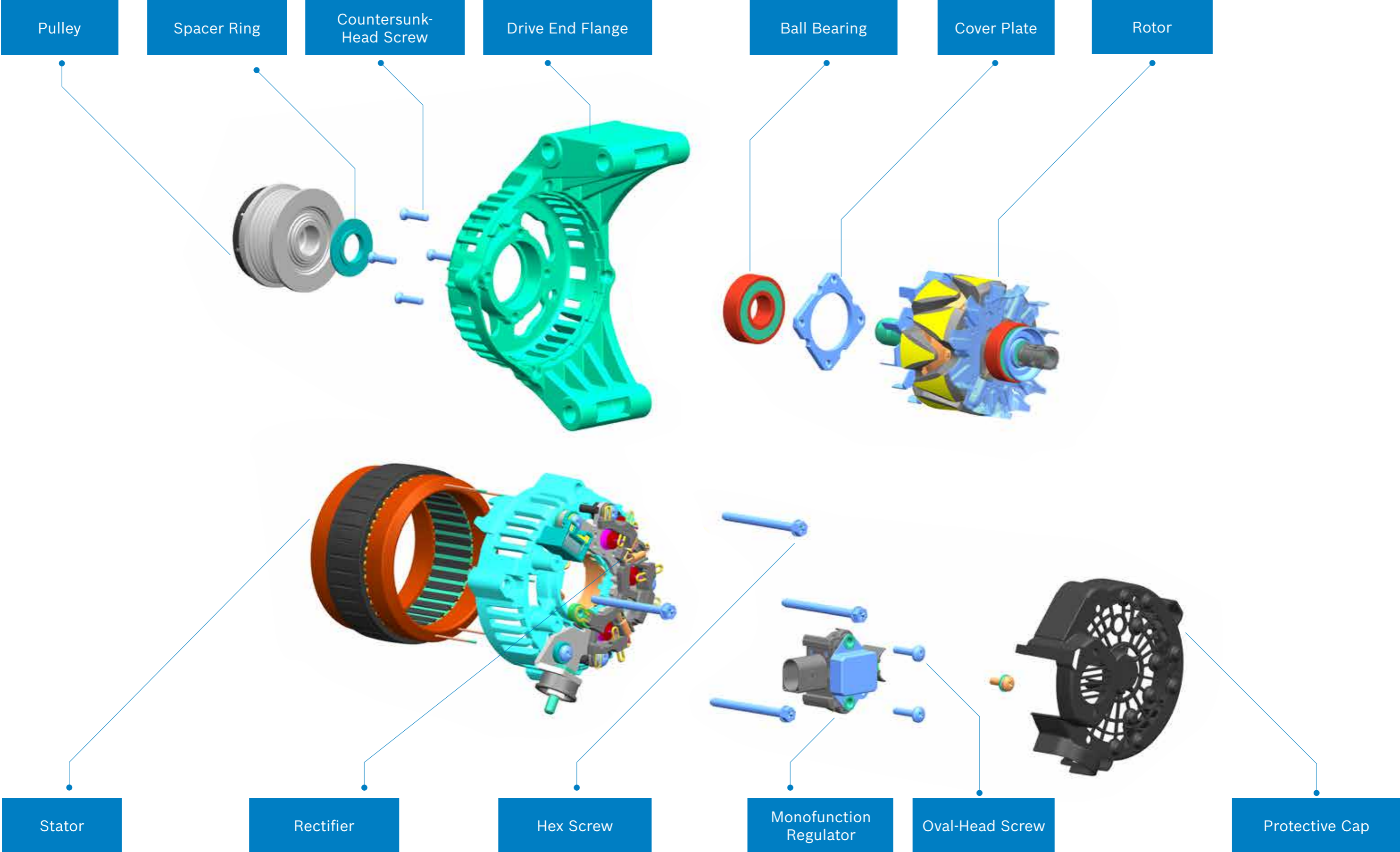
If the Alternator is exposed to an engine cleaning process, a drying process should be done prior to storage of the engine.

Do not disconnect the battery cable while engine is running.

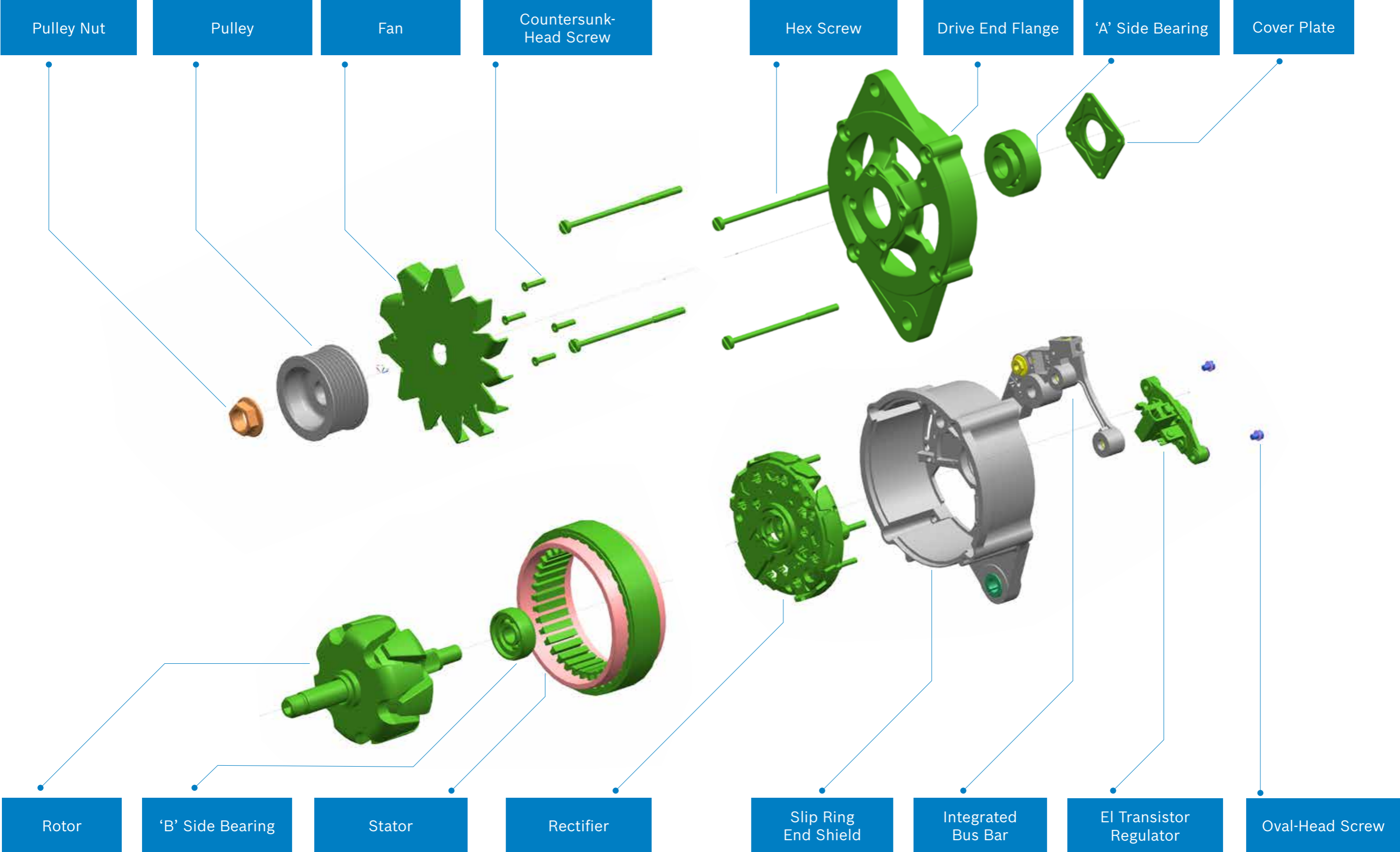
NBL ALTERNATOR Exploded View













C0 ALTERNATOR Exploded View



K1 ALTERNATOR Exploded View



For BSVI Vehicles

Brand Name	Segment	Vehicle Manufacture's Reference No.	Application	OE Part No. Reference	Bosch Part No.	Type	 Rotor	 Stator	 Rectifier	 Regulator	 DEF	 Bearing DEF	 SREC	 Bearing SREC	 Pulley	 Vacuum Pump
Alternator																
Mahindra	PC	1402AAA0975IN	U302 NON IEM Application	F 000 BL0 6GV	1 986 A00 418	B3 14V 110A	F 000 BL1 521	F 000 BL1 071	F 000 BL1 938	0 272 220 731	F 000 BL1 314	F 002 G10 577	1 986 AE4 557	F 000 BL1 023	F 000 BL1 6AK	-
		1402AAA09391N	W501,Z101, W601 BS6 THAR, SCOROPIO	F 000 BL0 6GT	1 986 A00 420	B3 14V 120A HE	F 000 BL1 16D	1 986 AE1 105	1 986 AE0 229	0 272 220 731	1 986 AE4 541	F 002 G10 577	1 986 AE4 542	F 000 BL1 023	1 986 AE0 406	-
		1402AAA0976IN	U302 NON IEM Application	F 000 BL0 6GU	1 986 A00 417	B3 14V 110A	F 000 BL1 1JZ	1 986 AE3 236	1 986 AE0 206	0 272 220 731	1 986 AE4 527	F 002 G10 577	1 986 AE3 235	F 000 BL1 023	F 000 BL1 323	-
		1402AAA0983IN	S201-TGDI Application	F 000 BL0 8Y1	1 986 A00 690	BE6 14V 150A	1 986 AE0 734	1 986 AE1 107	1 986 AE0 235	1 986 AE0 982	1 986 AE4 553	1 986 AE4 554	1 986 AE4 555	1 986 AE4 549	1 986 AE0 164	-
	LCV	1402AAA09301N	Bolero Pick up -P125/126 Application	F 000 BL0 4W1	1 986 A00 440	B3 14V 90A	F 000 BL1 1JL	F 000 BL1 16L	F 000 BL1 5CG	0 272 220 731	1 986 AE4 535	F 002 G10 577	1 986 AE4 536	F 000 BL1 023	1 986 AE0 454	-
Tata Motors	LCV	289815400105	XENON YODHA Tata 22L BS 6 DI engine	F 000 BL0 332	1 986 A00 501	NBL - C3 14V 75A	1 986 AE0 701	F 000 BL1 16L	1 986 AE0 232	0 272 220 733	1 986 AE4 539	F 00M 990 434	1 986 AE4 540	F 000 BL1 023	1 986 AE0 405	-
		552315400105	Ace Lite petrol Application	F 000 BL0 151	1 986 A00 462	B3 14V 90A	1 986 AE0 732	1 986 AE1 106	1 986 AE0 233	0 272 220 734	1 986 AE4 545	F 002 G10 577	1 986 AE4 546	F 000 BL1 023	1 986 AE0 408	-
Force Motors	LCV	8081502102	T1 & TD2650EURO 4 traveler	6 033 GB4 029	1 986 A00 494	K1 14V 90A + VP	F 002 G90 138	F 002 G10 684	F 002 G90 172	F 002 G90 458	F 002 G91 336	F 002 G11 722	F 002 G90 416	F 002 G11 723	1 986 AE0 422	F 002 G10 568
		B 00 808150 2402	FM2CR BS 6 ED Route -T1,T2,T1N	F 000 BV0 605	1 986 A00 435	C3 14V 110A +30CC VP	1 986 AE0 731	F 000 BL1 071	1 986 AE0 227	F 002 G90 458	1 986 AE4 531	F 002 G10 577	1 986 AE4 532	F 002 G10 521	1 986 AE0 453	1 986 AE4 559
		B 00 808150 2602	Tempo Traveller ,FM26CR BS6-AC	F 000 BV0 805	1 986 A00 437	C3 14V 110A +30CC VP	1 986 AE0 733	1 986 AE1 107	1 986 AE0 234	F 002 G90 458	1 986 AE4 731	1 986 AE4 551	1 986 AE4 552	F 002 G10 521	1 986 AE0 410	F 002 G10 568
		B00 808150 2502	FM2,C6R, FML,BS6 CD,Route Trax,Gurkha,Kargo King,Cruiser, T3,5200	F 000 BV0 606	1 986 A00 436	C3 14V 110A +30CC VP	1 986 AE0 731	F 000 BL1 071	1 986 AE0 227	F 002 G90 458	1 986 AE4 531	F 002 G10 577	1 986 AE4 532	F 002 G10 521	1 986 AE0 453	1 986 AE4 559
	HCV	B00 808150 2902	T3-AC Bus Application	F 000 BL0 8V9	1 986 A00 508	C6P 24V 100A	F 000 BL2 0R1	F 000 BL2 0C6	F 000 BL2 0M3	0 272 220 742	1 986 AE4 547	1 986 AE0 161	1 986 AE4 548	-	1 986 AE0 409	-
Tata Motors	HCV	282215400103	497 engine	F 000 BL0 6ZJ	1 986 A00 189	C3 14V 120A	F 000 BL1 1MV	F 000 BL1 1MM	F 000 BL1 2L6	0 272 220 733	1 986 AE4 543	F 00M 990 434	1 986 AE4 544	F 000 BL1 023	1 986 AE0 407	-
		550715400103	Ultra 3.3ltr Bus	0 124 655 744	1 986 A00 473	HD10 LPB 28V 150A	1 986 AE0 700	1 986 AE3 226	1 986 AE0 202	1 986 AE0 984	1 986 AE4 725	F 00M 990 455	1 986 AE4 737	-	1 986 AE0 401	-
Tata Cummins	HCV	55603091	Umbrella , 56L ashwamedha, 67L atulya Bs6 engine Tata PRIMA 4930	F 000 BL0 8W5	1 986 A00 492	NBL - C3 14V 105A	F 000 BL2 0R1	F 000 BL2 0C6	1 986 AE0 230	0 272 220 742	1 986 AE4 533	1 986 AE0 161	1 986 AE4 534	-	F 000 BL2 0C2	-
VE Commercial Vehicles Ltd.	HCV	IE329754	E366 &E474	F 000 BV0 607	1 986 A00 434	C3 14V 110A +50CC VP	1 986 AE0 716	F 000 BL1 071	F 002 G90 253	F 002 G90 458	1 986 AE3 229	F 002 G10 577	1 986 AE3 230	F 002 G10 521	1 986 AE0 404	F 002 G10 467
Ashok Leyland	HCV	FIN01400	H4/H6 Engine trucks and buses models	F 000 BL0 8U9	1 986 A00 487	C6P IER 28V 85A	1 986 AE0 717	1 986 AE3 239	1 986 AE0 207	0 272 220 742	1 986 AE3 237	F 00M 990 417	1 986 AE3 238	F 000 BL1 023	F 000 BL1 0WA	-
Greaves cotton	3W	A01G140009	Single cyl.600cc, 3W Application	F 000 BG0 003	1 986 A00 493	C0 35A 14V	1 986 AE0 715	1 986 AE3 223	1 986 AE0 201	1 986 AE0 988	1 986 AE3 222	F 002 G10 518	1 986 AE3 224	1 986 AE3 225	1 986 AE0 400	-
JCB	OHW	320/08999	Backhoe & Loadall Application	F 000 BL0 6GP	1 986 A00 489	C3 14V 105A	F 000 BL1 16D	F 000 BL1 11Z	1 986 AE0 205	0 272 220 733	1 986 AE3 232	1 986 AE0 161	1 986 AE3 233	F 000 BL1 023	F 000 BL2 096	-
John deere	OHW	S3J36389	Tractor application	F 000 BG0 007	1 986 A00 499	GCM1 14V 60A	1 986 AE0 730	1 986 AE1 104	1 986 AE0 226	F 00M 405 231	1 986 AE4 528	F 002 G10 518	1 986 AE4 529	F 002 G10 565	1 986 AE0 451	-























For BSVI Vehicles


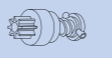
Brand Name	Segment	Vehicle Manufacturer's Reference No.	Application	OE Part No. Reference	Bosch Part No.	Type	 Armature	 ORC	 Stator Frame/ Pole Housing	 Brush Holder	 Solenoid Switch	 DEF	 Bearing DEF	 CEC	 Bearing CEC	 EGT
Starter																
Mahindra	PC	0307CAU00691N	U350 BS6 - TUV Refresh	0 001 108 602	1 986 S00 233	R74 L100 12V R	1 004 011 368	F 002 G70 126	1 986 SE1 013	F 002 G20 886	F 002 G20 403	1 986 SE1 011	0 399 C74 576	F 002 G20 645	1 000 301 056	1 006 200 633
		0307CAU00701	Eagle 2 (W601)- Automatic Transmision NESS Application	0 001 108 999	1 986 S00 232	R74 L45 12V R	1 004 011 368	F 002 G70 126	1 986 SE1 013	F 002 G20 886	F 002 G20 403	1 986 SE1 011	1 000 301 083	F 002 G20 645	1 000 301 056	1 006 200 633
		0307CAM01241N	BS6 Non ESS Diesel W601 AT	0 001 109 472	1 986 S00 231	R78 M10 12V R	1 004 011 087	1 986 SE1 002	1 986 SE1 004	F 002 G20 743	F 002 G20 403	1 986 SE3 964	2 000 301 036	1 986 SE1 015	1 000 301 056	1 986 SE1 001
		0307CAM0124IN	Eagle AT 2.2L	0 001 109 471	1 986 S00 217	R78-M45	1 004 011 087	1 986 SE1 002	1 986 SE1 000	F 002 G20 743	F 002 G20 968	1 986 SE1 003	2 000 301 036	1 986 SE1 015	1 000 301 056	1 986 SE1 001
		0307CBH00051N	Eagle AT 2.2L	0 001 109 466	1 986 S00 218	R78-M10 12V R	1 004 011 087	1 986 SE1 835	1 986 SE1 004	F 002 G20 743	F 002 G20 403	1 005 822 478	2 000 301 036	1 986 SE1 015	1 000 301 056	1 986 SE1 001
		-	B64-Non ESS Diesel - Mahindra Scorpio (Z101, W501), XUV700 (W601)	0 001 109 469	1 986 S00 219	R78-M10	1 004 011 087	1 986 SE1 002	1 986 SE1 004	F 002 G20 743	F 002 G20 403	1 986 SE1 003	2 000 301 036	1 986 SE1 015	1 000 301 056	1 986 SE1 001
		0307CAP00381N	Bolero 1.5 TD Power+	0 001 108 997	1 986 S00 645	R74 L45-12 V R	1 004 011 368	F 002 G70 126	F 002 G71 757	F 002 G20 886	F 002 G20 403	1 005 822 495	1 000 301 083	F 002 G20 645	1 000 301 056	1 006 200 633
Tata Motors	PC	068437087AA	Jeep compass M6 & Tata Harrier application	0 001 149 441	1 986 S00 215	SL78-M10 12V (R)	F 002 G70 227	1 986 SE1 007	1 986 SE1 005	1 986 SE1 010	1 986 SE1 009	1 986 SE1 008	9 001 140 384	F 002 G70 432	1 000 301 056	1 986 SE1 006
	LCV	5537 1510 0101	700CC BS6 engine- ACE Gold 750 Diesel 800CC BS6 engine - INTRA 1000 BS6, INTRA 900 BS6 & Magic M2 BS6	0 001 197 018	1 986 S10 021	CF60M 12V	1 004 011 600	F 002 GC1 059	1 005 004 035	1 004 339 051	1 986 SE3 682	1 986 SE3 680	1 000 917 601	1 005 851 601	1 000 301 604	F 002 GC1 064
Tata Cummins	LCV	5682612	Vehicular Truck, Tripper	0 001 251 031	1 986 S10 172	HX87M EVO TP 24V R	1 986 SE0 094	1 986 SE0 093	F 002 G70 339	F 002 G70 105	F 002 G70 457	1 986 SE0 092	2 000 917 001	F 002 G70 021	-	F 002 G70 675
Volvo Eicher	LCV	IE321963	B2050, Pro2049, Pro2059	0 001 108 476	1 986 S10 018	R70 L25 12V R	1 986 SE3 948	1 986 SE3 677	1 986 SE3 676	1 986 AE4 560	2 339 305 041	1 986 SE3 678	1 000 917 006	F 002 G20 514	1 000 301 091	F 002 G20 967
Force Motors	LCV	B008081512801	TRAX, GURKHA T1-CD, 4Cyl, 259Litre	0 001 109 481	1 986 S10 024	R78 M45TP 12V R	F 002 G70 220	F 002 G70 079	F 002 G20 691	F 002 G70 285	F 002 G70 266	1 986 SE3 723	2 000 301 036	1 986 SE3 707	1 000 301 056	F 002 G20 608
		IE327879	B2075,B2070,B2090,Pro2080XPT,Pro2080XP,Pro2075,Pro2059XP,Pro2055T,PRO 2090,PRO 2095,PRO 2095 XPT,PRO 2095XP	0 001 109 468	1 986 S00 230	R78 M45 12V R	F 002 G70 220	1 986 SE3 675	1 005 002 806	F 002 G20 743	F 002 G70 678	1 986 SE3 756	F 002 G20 579	1 986 SE1 015	1 000 301 056	F 002 G20 608
Volvo Eicher	HCV	IE325256	Bus , Vehicular. E683 Engine,3.8L 4Cyl , Monition non auto ignition engine	0 001 250 011	1 986 S10 015	HX87 M10 TP 12V (R)	F 002 G70 024	F 002 G70 281	F 002 G70 495	1 986 SE3 947	2 339 402 911	1 986 SE3 962	2 000 917 001	F 002 G70 439	9 003 330 317	F 002 G20 727
Greaves cotton	3W	A01G140002	G599W, BSVI, 1Cylinder Engine,Ape vehicle	0 001 198 012	1 986 S10 020	CF60 L	1 004 011 611	1 006 212 111	1 986 SE3 665	1 986 SE3 668	2 339 345 119	1 986 SE3 667	1 000 917 601	1 005 851 601	1 000 301 604	1 986 SE3 664
		E10G140001	Single Cyl, GL435A III Application, BSIV 3W (Passenger + Cargo)	F 002 GC0 059	F 002 GC0 058	C60 M - 12V R	1 004 011 600	F 002 GC1 059	1 005 004 014	1 004 339 051	F 002 GC1 062	F 002 GC1 063	1 000 917 601	1 005 851 601	1 000 301 604	F 002 GC1 064
Kirloskar	OHV	T4.241.26.0.00	EPA Application	0 001 250 015	1 986 S10 025	HX87 M10 12V R TP	F 002 G70 024	1 986 SE3 957	F 002 G70 363	1 986 SE3 947	F 002 G70 442	1 986 SE3 703	2 000 917 001	F 002 G70 439	9 003 330 317	F 002 G70 675








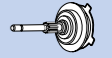


















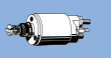




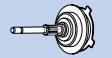












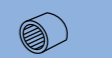


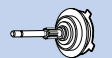


New Releases




Brand Name	Segment	Vehicle Manufacture's Reference No.	Application	OE Part No. Reference	Bosch Part No.	Type										
							Rotor	Stator	Rectifier	Regulator	DEF	Bearing DEF	SREC	Bearing SREC	Pulley	Vacuum Pump
Alternator																
Mahindra	PC	1402AAA10351N	Café 2 W501 Thar, Z101 Scorpio classic	F 000 BL0 63D	1 986 A02 023	B3 14V 120A ULD_LIN_2.1	1 986 AE0 822	1 986 AE1 158	1 986 AE0 229	1 986 AE0 982	1 986 AE4 541	F 002 G10 577	1 986 AE4 542	1 986 AE0 591	1 986 AE0 406	-
		-	U350 Café 2	F 000 BL0 63A	1 986 A02 024	B3 14V 120A	1 986 AE0 822	1 986 AE1 158	1 986 AE0 289	1 986 AE0 982	1 986 AE0 080	F 002 G10 577	1 986 AE4 747	1 986 AE0 590	F 000 BL1 6AK	-
		1402AAA10451N	XUV700	F 000 BL0 63R	1 986 A02 025	B3 14V 140A ULD	F 000 BL1 16D	1 986 AE1 159	1 986 AE0 229	1 986 AE0 982	1 986 AE4 541	F 002 G10 577	1 986 AE4 542	F 000 BL1 023	1 986 AE0 406	-
		1402AAA09161N	S201	F 000 BL0 6FT	1 986 A00 723	B3 14V 110A	F 000 BL1 16D	1 986 AE3 236	F 000 BL1 5BJ	0 272 220 734	F 000 BL1 5BD	F 002 G10 577	F 000 BL1 5BG	F 000 BL1 023	F 000 BL1 6AM	-
		1402AAA09731N	W601 & U352 TUV 300 PLUS	F 000 BL0 6FW	1 986 A00 419	B3 14V 120A HE	F 000 BL1 16D	1 986 AE1 105	1 986 AE0 229	0 272 220 867	1 986 AE4 541	F 002 G10 577	1 986 AE4 542	F 000 BL1 023	1 986 AE0 406	-
		1402AAA09841N	U350 TUV 300 BS6	F 000 BL0 6ZX	1 986 A00 496	B3 14V 110A	F 000 BL1 521	F 000 BL1 071	F 000 BL1 938	0 272 220 867	F 000 BL1 314	F 002 G10 577	1 986 AE4 557	F 000 BL1 023	F 000 BL1 6AK	-
		7906GAA00041N	D25 MTBD TRUCKS AND BUSES	F 000 BL0 6FY	1 986 A00 449	B3 14V 110A	F 000 BL1 1JZ	F 000 BL1 11Z	1 986 AE0 231	0 272 220 731	1 986 AE4 535	F 002 G10 577	1 986 AE4 536	F 000 BL1 023	1 986 AE0 454	-
7906GAE00021N	D35C35	F 000 BL0 6ZW	1 986 A00 703	B3 14V 110A EVO1	F 000 BL1 1JZ	F 000 BL1 11Z	1 986 AE0 395	0 272 220 731	1 986 AE4 722	F 002 G10 577	1 986 AE4 733	F 000 BL1 023	1 986 AE0 575	-		
Tata Motors	PC	542415400106	Tiago diesel BS4	F 000 BL0 6GL	1 986 A00 474	B3 120A 14V_TML KITE DIESEL	F 000 BL1 1JZ	F 000 BL1 1MM	1 986 AE0 396	0 272 220 733	1 986 AE4 723	F 002 G10 577	1 986 AE4 734	F 000 BL1 023	F 000 BL1 0EU	-
		-	Gen 2 PETROL	F 000 BL0 6HF	1 986 A02 022	B3 14V 120A	1 986 AE0 822	1 986 AE1 156	1 986 AE0 218	1 986 AE0 989	1 986 AE4 751	1 986 AE0 161	1 986 AE0 477	1 986 AE0 591	F 000 BL1 0SJ	-
Mahindra	LCV	1402AAA10051N	Bolero Pick-up P125/P126	F 000 BL0 163	1 986 A00 696	B1 14V 70A_EVO	1 986 AE0 789	1 986 AE1 146	1 986 AE0 306	0 272 220 731	1 986 AE4 645	F 002 G10 577	F 000 BL1 D1K	F 000 BL1 023	1 986 AE0 454	-
	HCV	7906GAA00051N	C25	F 000 BV0 609	1 986 A02 012	C3VP 14V 110A	1 986 AE0 731	F 000 BL1 071	1 986 AE0 399	1 986 AE0 986	1 986 AE4 728	F 002 G10 577	1 986 AE4 742	F 002 G10 521	1 986 AE0 583	F 002 G10 568
Tata Cummins	HCV	5664215	Trucks, Buses, Tillers, Tippers, Trailers - Umbrella 6.7L, Ajinkya, Athulya	F 000 BL0 8ZX	1 986 A00 712	C6P 28V 100A	F 000 BL2 0P8	F 000 BL2 0C6	F 000 BL2 K41	0 272 220 742	1 986 AE4 533	1 986 AE0 161	F 000 BL2 0C1	1 986 AE0 590	F 000 BL2 0C2	-
		5529433	UMBRELLA	F 000 BL0 8W7	1 986 A00 196	C6 P 28V 100A	F 000 BL2 0R1	F 000 BL2 0C6	F 000 BL2 0M3	0 272 220 742	1 986 AE4 547	1 986 AE0 161	1 986 AE4 548	-	F 000 BL2 0P0	-
Kirloskar	Gensets	3H.315.03.0.PR	Gensets	F 002 G90 484	1 986 A02 011	K1-14V 32A WITH BS REG	F 002 G90 129	F 002 G10 702	F 002 G90 162	1 986 AE0 983	F 002 G91 343	-	F 002 G91 331	-	-	-
Starter																
							Armature	ORC	Stator Frame/Pole Housing	Brush Holder	Solenoid Switch	DEF	Bearing DEF	CEC	Bearing CEC	EGT
Mahindra		-	W150 Scorpio	0 001 109 485	1 986 S01 511	R78-M45 12V R	1 004 011 087	F 002 G20 619	1 986 SE1 000	F 002 G20 653	F 002 G20 968	1 986 SE0 096	F 002 G20 579	F 002 G20 552	1 000 301 056	1 986 SE1 001
Maruti	PC	31100M55R01	Celerio X 1.0 2WD, Baleno 1.2 Dual Jet VVT Smart Hybrid, Ritz 1.2 Generation II, Ignis 1.2, A-Star 1.0i 12V, Ritz 1.2 Generation I, Baleno RS, Swift 1.2i Dzire, Ignis 1.2, Swift 1.2i Dzire, Ciaz 1.4 Generation I, Ertiga 1.4 Generation I, WAGON R BS6, Baleno 1.2, S-PRESSO BS-VI, Wagon R Stingray 1.0, S-Presso 1.0, Wagon R 1.2, Celerio 1.0, Alto 1.0i, Celerio 1.0 VXi Green CNG, Baleno 1.2, Wagon R 1.0, Wagon R 1.0,	F 002 GC0 049	1 986 S01 076	C60-L 12V, 1.2KW	1 004 011 602	F 002 GC1 032	F 002 GC1 036	1 004 339 002	2 339 345 006	F 002 GC1 031	0 399 C74 003	1 005 851 601	1 000 301 604	F 002 GC1 035
			Force Motors BS6 - ED-ROUTE (T1, T2, T1 New) Force Motors T3-3250	F 002 G70 827	1 986 S10 062	RF78 M45 TP 12V (R)	F 002 G70 220	1 986 SE3 771	F 002 G20 691	F 002 G70 285	1 986 SE3 772	1 986 SE3 773	-	1 986 SE3 707	-	F 002 G20 610
Preet Agro	Tractors	P6A01560	H Series	0 001 251 032	1 986 S10 023	HX87 M 24V TP	F 002 G20 946	1 986 SE3 957	F 002 G70 339	F 002 G70 105	F 002 G70 103	F 002 G70 524	-	F 002 G70 021	-	F 002 G70 675

Passenger Cars

Brand Name	Vehicle Manufacture's Reference No.	Application	OE Part No. Reference	Bosch Part No.	Type		
						Armature	ORC
Chevrolet	Starter						
	97 595 276	Tavera 2.5D	F 002 G20 359	F 002 G20 359	R78-M45 12V R	F 002 G70 220	F 002 G20 360
Chevrolet	Alternator						
	97 690 991	Tavera 2.0D, Tavera 2.5D	F 002 G10 481	F 002 G10 481	K1 (-) 14V 28/90A+VP	F 002 G90 138	F 002 G10 684
Hindustan Motors	Alternator						
	-	Marshal	0 124 110 001	0 124 110 001	GCB1 (>) 14V 22/43A	F 002 G10 797	F 002 G10 090
Hyundai	Starter						
	36100 04300	i10 , Grand i10 , Eon	F 002 GC0 050	F 002 GC0 050	C60-M 12V (R)	1 004 011 600	F 002 GC1 045
Hyundai	Alternator						
	37300-02800	Santro 1.1 i 12V, Santro 1.0i 12V	F 000 BL0 101	F 000 BL0 110	B1- 70	F 000 BL1 115	F 000 BL1 120
Mahindra	Starter						
	-	BS4 ESS, TUV, Bolero	F 002 G70 667	F 002 G70 589	R74L100 12V R	F 002 G70 085	F 002 G20 547
	006005017D2	Scorpio 2.6 Diesel Turbo 4WD	F 002 G20 292	F 002 G20 292	R78-M10 12V R	F 002 G70 220	F 002 G20 644
	0307CAM00311N	Scorpio 2.2 TD	F 002 G20 618	F 002 G20 618	R78-M10 12V R	F 002 G70 220	F 002 G20 619
	0307CAM00321N	Scorpio 2.6 Diesel Turbo	F 002 G20 862	F 002 G20 862	S78M10 12V (R) 1.8kW	F 002 G70 227	F 002 G20 867
	0307CAM0041N	Scorpio 2.2TD 4x4, XYLO 2.2 TD mHawk, Scorpio 2.2 TD 4WD, TUV 300 Plus 2.2, Scorpio 2.0, Scorpio 2.2 TD, CL 500/550 2.5 Diesel, Scorpio 2.2 mHawk140 CRDe 2WD, Scorpio 2.2 mHawk140 CRDe 4WD, Scorpio 1.9TD 4x4, Scorpio 2.5D	F 002 G20 622	F 002 G20 622	R78-M45 12V R	F 002 G70 220	F 002 G20 619
	0307CAM00791N	XYLO 2.2	F 002 G70 199	F 002 G70 199	R78 M10 12V R	F 002 G70 220	F 002 G70 200
	0307CAP00011N	XUV500 2.2D, TUV300 T10 1.5 mHawk100, Quanto 1.5D, NuvoSport 1.5TD, XYLO 2.5 TD MDI, XUV500 1.9TD, XUV500 2.2 W9, TUV300 1.5 TD Auto, XYLO 2.5 TD mEagle, TUV300 1.5 TD	F 002 G70 121	F 002 G70 121	S74 L 1.7kW 12V (R)	1 986 AE4 562	F 002 G70 126
	0307CAS000011N	Quanto 1.5D, NuvoSport 1.5TD, XUV500 1.9TD, Bolero 1.5 TD Power+, TUV300 1.5 TD Auto, TUV300 1.5 TD	F 002 G20 962	F 002 G20 962	R70M25 12V	F 002 G70 212	F 002 G20 965
	0307CAW00011N	KUV100 (Petrol , Without Start-Stop)	F 002 GC0 006	F 002 GC0 005	C60-M 12V (R)	1 004 011 600	F 002 GC1 046
	0307CAW00041N	KUV100 (Petrol , With Start-Stop)	F 002 GC0 029	F 002 GC0 028	SC60-M	1 004 011 600	F 002 GC1 046
	0307CAZ00051N	KUV100 (Diesel , Without Start-Stop)	F 002 GC0 010	F 002 GC0 009	C60-M	1 004 011 600	F 002 GC1 046

































							
Stator Frame/ Pole Housing	Brush Holder	Solenoid Switch	DEF	Bearing DEF	CEC	Bearing CEC	EGT
F 002 G20 691	F 002 G70 197	F 002 G20 473	F 002 G20 362	F 002 G20 579	1 986 SE3 707	1 000 301 056	F 002 G20 608
							
Rectifier	Regulator	DEF	Bearing DEF	SREC	Bearing SREC	Pulley	Vacuum Pump
F 002 G90 164	F 002 G11 009	F 002 G91 337	F 002 G11 722	F 002 G90 192	F 002 G11 723	F 002 G10 483	F 002 G10 568
							
Rectifier	Regulator	DEF	Bearing DEF	SREC	Bearing SREC	Pulley	Vacuum Pump
F 002 G10 228	F 002 G90 083	F 002 G11 256	F 002 G10 518	F 002 G11 257	F 002 G10 565	F 002 G11 099	-
							
Stator Frame/ Pole Housing	Brush Holder	Solenoid Switch	DEF	Bearing DEF	CEC	Bearing CEC	EGT
F 002 GC1 041	F 002 GC1 038	F 002 GC1 040	F 002 GC1 037	-	1 005 851 601	-	F 002 GC1 004
							
Rectifier	Regulator	DEF	Bearing DEF	SREC	Bearing SREC	Pulley	Vacuum Pump
F 000 BL1 ORM	F 000 BL1 OMM	F 000 BL1 159	F 002 G10 577	F 000 BL1 ORJ	1 986 AE3 225	F 000 BL1 127	-
							
Stator Frame/ Pole Housing	Brush Holder	Solenoid Switch	DEF	Bearing DEF	CEC	Bearing CEC	EGT
F 002 G70 723	F 002 G70 658	F 002 G70 659	F 002 G70 669	0 399 C74 576	1 005 851 153	1 000 301 056	F 002 G70 389
F 002 G70 696	F 002 G20 743	F 002 G70 571	F 002 G70 508	2 000 301 036	1 986 SE1 015	1 000 301 056	F 002 G20 608
F 002 G70 665	F 002 G20 743	F 002 G20 403	F 002 G20 621	2 000 301 036	1 986 SE1 015	1 000 301 056	F 002 G20 608
1 986 SE4 021	1 004 336 649	F 002 G20 481	F 002 G70 711	F 002 G20 579	F 002 G70 432	1 000 301 056	1 006 200 349
F 002 G70 696	F 002 G20 743	F 002 G20 718	F 002 G20 621	2 000 301 036	1 986 SE1 015	1 000 301 056	F 002 G20 608
F 002 G70 665	F 002 G20 743	F 002 G20 403	F 002 G70 544	F 002 G20 579	1 986 SE1 015	1 000 301 056	F 002 G70 431
F 002 G70 664	1 004 336 645	F 002 G70 123	F 002 G70 692	0 399 C74 576	F 002 G20 645	1 000 301 056	F 002 G70 296
F 002 G71 790	1 004 336 526	F 002 G20 718	F 002 G70 713	1 000 917 006	F 002 G20 514	1 000 301 091	F 002 G20 967
1 005 004 500	1 004 339 030	2 339 345 065	F 002 GC1 008	0 399 C74 003	1 005 851 600	1 000 301 604	1 006 201 056
1 005 004 006	F 002 GC1 014	2 339 345 065	F 002 GC1 008	F 002 G21 231	1 005 851 601	1 000 301 604	1 006 201 056
1 005 004 005	1 004 339 030	2 339 345 065	F 002 GC1 009	0 399 C74 003	1 005 851 601	1 000 301 604	1 006 201 056

Passenger Cars




















Brand Name	Vehicle Manufacture's Reference No.	Application	OE Part No. Reference	Bosch Part No.	Type										
						Armature	ORC	Stator Frame/ Pole Housing	Brush Holder	Solenoid Switch	DEF	Bearing DEF	CEC	Bearing CEC	EGT
Starter															
Mahindra	0307CB0471N	Marshal 2.5 Diesel, Savari 2.5 Diesel, Bolero 2.5 BS III, Commander 2.1 CNG, Bolero Invader 2.5 Diesel, Bolero Invader 2.5 Diesel 4WD, Bolero XL 2.5 Diesel, Commander 2.5 Diesel 4WD, Marshal 2.5 Diesel 4WD, Thar 2.5D 4x4, Bolero 2.5 Diesel (2007.03 -2011.09), Maxx 2.5 Diesel Pik-Up (2005), Bolero 2.5 Diesel (2000.08 -2005.04), Bolero XLS 2.5 Diesel, Commander 655 2.5 Diesel, Bolero 2.5 Diesel 4WD (2005.05 -2007.02), Hard Top 2.1 Diesel 4WD, Maxx 2.5 Diesel, Commander 2.1D 4WD Hard Top, Commander 655 2.5 Diesel 4WD, Marshal 2.1 Diesel, Thar 2.5 TD	F 002 G20 546	F 002 G20 546	R74-L45 12V (R)	F 002 G70 085	F 002 G20 547	F 002 G71 959	F 002 G20 886	F 002 G20 403	F 002 G70 670	0 399 C74 576	F 002 G20 645	1 000 301 056	F 002 G70 389
	0307CB1321N	Bolero 2.5 Diesel (2011.11-->), Bolero Invader 1.8i, Scorpio 2.0i (2002.06 -2006.03), Bolero XL 2.5 Diesel, Maxx 2.5 Diesel, Thar 2.5D 4x4, Bolero 2.5 Diesel (2008.11 -2013.09), Thar 2.5 TD, Maxx 2.5 Diesel Pik-Up (2005)	F 002 G20 820	F 002 G20 820	R74L100 12V R	F 002 G70 085	F 002 G20 822	F 002 G71 959	F 002 G20 886	F 002 G20 968	F 002 G70 670	0 399 C74 576	F 002 G20 645	1 000 301 056	F 002 G70 389
	0307CC0821N	Scorpio 2.5D, XUV500 2.2D, Scorpio 2.2TD 4x4, Verito 1.4i, Logan 1.4i, XUV500 1.9TD, XUV500 2.2 W9, XUV500 2.2D 4x4, XYLO 2.5 TD mEagle, Scorpio 1.9TD 4x4, Scorpio 2.6 CRDe	F 002 G20 524	F 002 G20 524	R78-M45 12V (R)	F 002 G70 220	F 002 G20 644	F 002 G70 696	F 002 G20 743	F 002 G20 718	F 002 G70 708	2 000 301 036	1 986 SE1 015	1 000 301 056	F 002 G20 608
Alternator															
	-	Bolero 2.5 Diesel (2011.11-->), Bolero 2.5 BS III, Bolero 2.5 Diesel 4WD (2005.05 -2007.02), Scorpio 2.0i (2002.06 -2006.03), Bolero XL 2.5 Diesel, Maxx 2.5 Diesel, Bolero 2.5 Diesel (2007.03 -2011.09), Bolero 2.5 BS II, Bolero XLS 2.5 Diesel	F 002 G10 516	F 002 G10 516	K1 (-) 14V 28/90A+VP	1 986 AE0 708	F 002 G10 684	F 002 G90 164	F 002 G90 102	F 002 G90 206	F 002 G11 722	F 002 G90 193	F 002 G11 723	F 002 G10 147	F 002 G10 568
	-	TUV300 AMT	F 000 BL0 6AT	F 000 BL0 6AT	B 3-120A	F 000 BL1 521	F 000 BL1 071	F 000 BL1 6AR	0 272 220 731	F 000 BL1 379	F 002 G10 577	1 986 AE4 557	F 000 BL1 023	F 000 BL1 6AK	-
	1402AA0831N	Scorpio 2.6 Diesel Turbo, Scorpio 2.6 Diesel Turbo 4WD, Scorpio 2.0i (2002.06 -2006.03)	F 002 G10 422	F 002 G10 422	K1 (-) 14V 28/90A+VP	1 986 AE0 708	F 002 G10 684	F 002 G90 172	1 986 AE0 001	F 002 G90 200	F 002 G91 834	F 002 G90 193	F 002 G11 723	F 002 G10 259	F 002 G10 568
	1402AA0960N	Bolero Invader 1.8i, Commander 2.1 CNG, Bolero Invader 2.5 Diesel, Bolero 2.5 Diesel 4WD (2000.08 -2005.04), Bolero Invader 2.5 Diesel 4WD, Commander 2.5 Diesel 4WD, Thar 2.5D 4x4, Bolero 2.5 Diesel (2000.08 -2005.04), Commander 655 2.5 Diesel, Bolero Invader GLX 2.5 Diesel, Commander 650 2.5 Diesel, Bolero Invader GLX 2.5 Diesel 4WD, Hard Top 2.1 Diesel 4WD, Bolero 2.5 Diesel (2008.11 -2013.09), Commander 2.1D 4WD Hard Top, Commander 2.1D Hard Top, Commander 655 2.5 Diesel 4WD	F 002 G10 609	F 002 G10 609	K1 (-) 14V 28/90A+VP	1 986 AE0 708	F 002 G10 684	F 002 G90 172	1 986 AE0 001	F 002 G91 336	F 002 G11 722	F 002 G90 416	F 002 G11 723	F 002 G90 235	F 002 G10 568

Passenger Cars


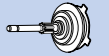



Brand Name	Vehicle Manufacture's Reference No.	Application	OE Part No. Reference	Bosch Part No.	Type		
						Rotor	Stator
Alternator							
Mahindra	1402AAA05071N	Scorpio 2.5D, Scorpio 2.2 TD 4x4, Scorpio SUV 2.2 CRDe, Scorpio 1.9TD 4x4, Scorpio 2.2TD 4x4	F 000 BL0 625	F 000 BL0 625	B 3PH 14V 110A	F 000 BL1 072	F 000 BL1 071
	1402AAA05152N	XYLO 2.5 TD MDI, XYLO 2.5 TD mEagle	F 002 G90 219	F 002 G90 219	KCVP-14V 90A	F 002 G90 147	F 002 G10 966
	1402AAA06281N	Quanto 1.5D	F 000 BL0 650	F 000 BL0 650	B 3-110	F 000 BL1 072	F 000 BL1 071
	1402AAA07251N	XUV500 2.2D, XUV500 1.9TD, XUV500 2.2D 4x4	F 000 BL0 614	F 000 BL0 614	B3 14V 55-110A	F 000 BL1 521	F 000 BL1 0X5
	1402AAA07451N	KUV100 1.2, KUV100 1.2 TD	F 000 BL0 6B3	F 000 BL0 6B3	B 3-110	F 000 BL1 521	F 000 BL1 071
	1402AAA08761N	Quanto 1.5D	F 000 BL0 60J	F 000 BL0 6M9	B 3-110 14V	F 000 BL1 521	F 000 BL1 071
	1402AAA07461N	Verito 1.4i, Logan 1.4i	F 000 BL0 6G1	F 000 BL0 6G1	B 3-105A	F 000 BL1 282	F 000 BL1 474
	1402AAA07721N	XUV500 1.9TD	F 000 BL0 6AJ	F 000 BL0 6AJ	B 3-140	F 000 BL1 521	F 000 BL1 0X5
	1402AAA08351N	TUV300 1.5 TD	F 000 BL0 6AP	F 000 BL0 6AP	B 3-110	F 000 BL1 521	F 000 BL1 071
	1402AAA09141N	Scorpio 2.5D, XYLO 2.2 TD mHawk, Scorpio 2.2 TD 4WD, Scorpio 2.0, Scorpio 2.2 TD, Scorpio 2.2 mHawk140 CRDe 2WD, Scorpio 2.2 mHawk140 CRDe 4WD, XYLO 2.5 TD mEagle, Scorpio 1.9TD 4x4, Scorpio 2.2TD 4x4	F 000 BL0 6FM	F 000 BL0 6FN	B3 14V 110A	F 000 BL1 521	F 000 BL1 071
1402AAA09371N	TUV300 1.5 TD	F 000 BL0 6FU	F 000 BL0 6FV	B3E-110A 14V	F 000 BL1 1JZ	1 986 AE3 236	
1402AAA09441N	Bolero Pick up application	6 033 GB3 096	1 986 A00 468	K1 14V 55A+SVP	1 986 AE0 720	F 002 G10 699	
Starter							
Maruti	-	Dzire 1.2, Dzire BS IV, Swift 1.3i, Vitara Brezza 1.2, Ignis 1.3 TD, Swift 1.3 TD, Ritz 1.2 Generation I, Swift 1.3 Dzire TD, S-cross 1.2, Swift 1.3i Dzire, Baleno 1.2, SX4 1.3D, Swift BS IV, Ertiga 1.3 DDiS 200 Smart Hybrid Generation II, Ertiga 1.3 TD Generation I, Ciaz 1.3 TD	Non OE Release	1 986 S00 561	SL78-M 12V (R)	F 002 G70 212	F 002 G70 549
Alternator							
Renault	23 10 045 27R	Duster 1.5	F 000 BL0 407	F 000 BL0 407	B 3 (>) 14V 50/90A	F 000 BL1 282	F 000 BL1 025
	23 10 057 80R	Duster 1.6	F 000 BL0 4L8	F 000 BL0 4CU	B3 90A EV01	F 000 BL1 1JL	F 000 BL1 16L
	2300 3071R	H4Bt, H5Ft	F 000 BL0 4BE	F 000 BL0 4CV	B3 90A EV01	F 000 BL1 16F	F 000 BL1 16L
	2300 6006R	K7M	F 000 BL0 6BZ	F 000 BL0 6EH	B3 110A	F 000 BL1 1JZ	F 000 BL1 11Z
	23100 5FN3A	BOZE, CMFB Application	F 000 BL0 4R5	F 000 BL0 4R6	B3 14V 90A	F 000 BL1 16G	F 000 BL1 16L
Alternator							
Tata Motors	-	Estate 1.9 Diesel, Sierra 1.9 Turbodiesel, Sierra 1.9 Diesel	F 002 G10 111	F 002 G10 111	K1 (R) 14V 23/65A+VP	F 002 G90 136	F 002 G10 711
	269915400132	Safari 2.0 Turbodiesel, Safari 2.2 Diesel P5, Safari 2.2 Diesel 4WD, Safari 3.0D 4x4 Dicor, Sumo 2.2D Grande, Safari 2.2, Safari 2.0 Turbodiesel 4x4, Safari 4x2 Dicor	F 000 BL0 6Z2	F 000 BL0 6Z2	B 3-120	F 000 BL1 521	F 000 BL1 071
	5511 1540 0104	Sumo Gold 3.0 d, Sumo 3.0 Diesel	F 002 G90 452	F 002 G90 452	B3VP 14V 117A	1 986 AE0 731	F 000 BL1 474

							
Rectifier	Regulator	DEF	Bearing DEF	SREC	Bearing SREC	Pulley	Vacuum Pump
F 000 BL1 0GL	0 272 220 731	F 000 BL1 383	F 002 G10 577	F 000 BL1 0EV	1 986 AE3 225	F 000 BL1 323	-
F 002 G90 224	F 002 G90 107	F 002 G91 041	F 002 G10 577	F 002 G10 878	F 002 G10 521	F 002 G91 360	F 002 G90 222
F 000 BL1 938	0 272 220 731	F 000 BL1 379	F 002 G10 577	1 986 AE4 557	1 986 AE3 225	F 000 BL1 323	-
F 000 BL1 0X7	0 212 220 731	F 000 BL1 379	F 002 G10 577	F 000 BL1 324	F 000 BL1 023	F 000 BL1 6AL	-
F 000 BL1 0ZV	0 272 220 734	F 000 BL1 0GY	F 002 G10 577	F 000 BL1 0ZX	F 000 BL1 023	F 000 BL1 6AM	-
F 000 BL1 938	0 272 220 731	F 000 BL1 379	F 002 G10 577	1 986 AE4 557	F 000 BL1 023	F 000 BL1 6AK	-
F 000 BL1 692	0 272 220 736	F 000 BL1 690	F 002 G10 577	F 000 BL1 691	F 000 BL1 023	F 00M 991 313	-
F 000 BL1 0X7	F 00M 346 165	F 000 BL1 379	F 002 G10 577	F 000 BL1 324	F 000 BL1 023	F 000 BL1 6AL	-
F 000 BL1 938	0 272 220 867	F 000 BL1 379	F 002 G10 577	1 986 AE4 557	F 000 BL1 023	F 000 BL1 6AK	-
F 000 BL1 0GL	0 272 220 731	F 000 BL1 383	F 002 G10 577	F 000 BL1 0EV	F 000 BL1 023	F 000 BL1 6AK	-
1 986 AE0 206	0 272 220 867	F 000 BL1 19G	1 986 AE0 156	1 986 AE3 235	F 000 BL1 023	F 000 BL1 323	-
9 122 337 349	1 986 AE0 001	F 002 G91 335	F 002 G11 722	F 002 G90 413	F 002 G11 723	F 002 G90 235	F 002 G10 568
							
Stator Frame/ Pole Housing	Brush Holder	Solenoid Switch	DEF	Bearing DEF	CEC	Bearing CEC	EGT
F 002 G20 513	1 004 336 526	2 339 305 558	F 002 G20 472	1 000 917 006	F 002 G20 514	1 000 301 091	1 006 200 316
							
Rectifier	Regulator	DEF	Bearing DEF	SREC	Bearing SREC	Pulley	Vacuum Pump
F 000 BL1 728	0 272 220 736	F 000 BL1 690	F 002 G10 577	F 000 BL1 691	1 986 AE3 225	F 00M 991 313	-
F 000 BL1 11Y	0 272 220 736	F 000 BL1 11T	1 986 AE0 156	F 000 BL1 11W	F 000 BL1 023	F 000 BL1 515	-
F 000 BL1 11Y	0 272 220 736	F 000 BL1 11T	F 002 G10 577	F 000 BL1 11W	F 000 BL1 023	F 00M 991 293	-
F 000 BL1 13N	0 272 220 736	F 000 BL1 11T	F 002 G10 577	F 000 BL1 11W	F 000 BL1 023	F 000 BL1 2N1	-
F 000 BL0 A08	0 272 220 840	F 000 BL1 2BP	F 002 G10 577	F 000 BL2 A12	F 000 BL1 023	F 00M 991 293	-
							
Rectifier	Regulator	DEF	Bearing DEF	SREC	Bearing SREC	Pulley	Vacuum Pump
F 002 G90 170	F 002 G90 458	F 002 G91 336	F 002 G11 722	F 002 G90 411	F 002 G11 723	F 002 G10 112	F 002 G10 568
F 000 BL1 0KS	0 272 220 733	F 000 BL1 0KN	F 002 G10 577	F 000 BL1 0KU	F 000 BL1 023	F 000 BL1 0MF	-
F 002 G90 253	F 002 G90 106	F 002 G90 449	F 002 G10 577	F 002 G90 454	F 000 G10 521	F 002 G91 713	1 986 AE4 559










Passenger Cars









































Brand Name	Vehicle Manufacturer's Reference No.	Application	OE Part No. Reference	Bosch Part No.	Type										
						Rotor	Stator	Rectifier	Regulator	DEF	Bearing DEF	SREC	Bearing SREC	Pulley	Vacuum Pump
Alternator															
Tata Motors	282715400109	Sumo 1.9 Diesel, Sumo 3.0 Diesel BS2 Spacio, Sumo 3.0D Spacio, Sumo 1.9 Turbodiesel	F 002 G10 634	F 002 G10 634	K1 (-) 14V 75A+VP	1 986 AE0 708	F 002 G10 684	F 002 G90 173	F 002 G90 102	F 002 G11 877	F 002 G11 722	F 002 G10 636	F 002 G11 723	F 002 G10 637	F 002 G10 638
	2834 1540 0139	Nano 0.6i, Nano Twist 0.6, Nano 0.6	F 000 BL0 135	F 000 BL0 135	B1-80	F 000 BL1 0GN	F 000 BL1 0SA	F 000 BL1 10R	0 272 220 734	F 000 BL1 10M	F 002 G10 518	F 000 BL1 10P	F 000 BL1 023	F 002 G91 478	-
	283415400123	Nano 0.6i CNG, Nano 0.6	F 000 BL0 117	F 000 BL0 117	B1-70	F 000 BL1 0GN	F 000 BL1 120	F 000 BL1 0X1	0 272 220 734	F 002 G90 294	F 002 G10 518	F 002 G90 288	F 000 BL1 023	F 002 G91 478	-
	287015400101	Indica , Indica Vista , Indigo, Indigo Man Forceza , Indigo Marina	0 124 525 508	0 124 525 508	E8 14V 155A	F 00M 131 649	F 00M 130 132	F 00M 133 285	1 986 AE0 299	F 002 G90 037	1 986 AE0 156	F 002 G90 036	-	F 00M 992 709	-
	288615400101	Sumo Spacio	F 002 G10 960	F 002 G10 960	1 (-) 14V 40A+VP	1 986 AE0 705	F 002 G10 708	F 002 G90 173	F 002 G90 100	F 002 G11 882	F 002 G11 722	F 002 G90 053	F 002 G11 723	F 002 G10 637	F 002 G10 638
	540115400102	Indica 1.4 Diesel 8V, Indica 1.4 Diesel, Indigo 1.2i, Indigo 1.4i, Indica 1.4 Turbodiesel, Indigo 1.4 Turbodiesel, Indica 1.4i, Indigo 1.4D CS, Indigo 1.2i CS, Indigo 1.4i eCS, Indigo Marina 1.4TD	F 000 BL0 485	F 000 BL0 485	B 3-90 14V	F 000 BL1 016	F 000 BL1 025	F 000 BL1 0FY	0 272 220 733	F 000 BL1 0EP	F 002 G10 577	F 000 BL1 0ET	1 986 AE3 225	F 000 BL1 0EU	-
	540715400104	Safari	F 000 BL0 6Z3	F 000 BL0 6Z3	B 3-120 14V	F 000 BL1 521	F 000 BL1 071	F 000 BL1 0VL	0 272 220 733	F 000 BL1 0KN	F 002 G10 577	F 000 BL1 0VM	F 000 BL1 023	F 000 BL1 0MF	-
	5424 1540 0105	Tiago	F 000 BL0 6BV	F 000 BL0 6BV	B3 14V 120A	F 000 BL1 0YZ	F 000 BL1 474	F 000 BL1 1LE	0 272 220 733	F 000 BL1 0EP	F 002 G10 577	F 000 BL1 0ET	F 000 BL1 023	F 000 BL1 1AU	-
	5427 1540 0101	ZEST 1.24 TD XTA, Bolt 1.2 T, Indica Vista 1.3 TD, Indica Vista 1.2i 8V, Indigo Manza 1.2 TD, Indica Vista 1.2D, ZEST 1.2 TD, Bolt 1.2 TD, ZEST 1.2 T	F 000 BL0 4B1	F 000 BL0 4B1	B 3-90	F 000 BL1 016	F 000 BL1 025	F 000 BL1 0NR	0 272 220 731	F 000 BL1 0EP	F 002 G10 577	F 000 BL1 0ET	1 986 AE3 225	F 000 BL1 0EU	-
	Starter														
					Armature	ORC	Stator Frame/ Pole Housing	Brush Holder	Solenoid Switch	DEF	Bearing DEF	CEC	Bearing CEC	EGT	
	269915400119	Aria , Safari , Sumo	F 002 G20 568	F 002 G20 568	R74 E35 12V R	F 002 G70 084	F 002 G70 473	F 002 G20 717	F 002 G20 657	F 002 G20 747	F 002 G70 086	0 399 C74 576	F 002 G70 187	1 000 301 056	F 002 G70 394
	282315100101	Sumo Turbo , Winger	F 002 G20 697	F 002 G20 697	R74 E35 12V R	F 002 G70 084	F 002 G70 473	F 002 G20 717	F 002 G20 657	F 002 G20 824	F 002 G20 698	0 399 C74 576	F 002 G70 187	1 000 301 056	F 002 G70 389
	551115400106	Sumo Gold	F 002 G70 270	F 002 G70 270	R78 M10 TP 12V R	F 002 G70 220	F 002 G20 517	F 002 G20 694	F 002 G70 285	F 002 G70 275	F 002 G70 267	F 002 G20 579	1 986 SE1 015	1 000 301 056	F 002 G20 608
Alternator															
Volks- wagen	03E 903 023	Polo 1.2	F 000 BL0 415	F 000 BL0 415	B 3 (>) 14V 50/90A	F 000 BL1 410	F 000 BL1 025	F 000 BL1 243	0 272 220 731	F 000 BL1 311	1 986 AE0 162	F 000 BL1 409	1 986 AE3 225	F 000 BL1 251	-
	03L 903 023 G	Ameo , Vento , Polo	F 000 BL0 6ZB	F 000 BL0 6ZB	B 3PH (>) 14V 55/110A	F 000 BL1 358	F 000 BL1 474	F 000 BL1 253	0 272 220 731	F 000 BL1 357	1 986 AE4 554	F 000 BL1 384	-	F 00M 591 131	-
	03P 903 023 G	Polo 1.2 TDI	F 000 BL0 634	F 000 BL0 634	B 3 (>) 14V 55/110A	F 000 BL1 358	F 000 BL1 474	F 000 BL1 543	0 272 220 731	F 000 BL1 357	1 986 AE4 554	F 000 BL1 544	-	F 00M 591 131	-
	7906GAE00021N	Polo - 1.6 L Dsl	F 000 BL0 615	F 000 BL0 615	B 3PH (>) 14V 55/110A	F 000 BL1 358	F 000 BL1 474	F 000 BL1 253	0 272 220 731	F 000 BL1 357	1 986 AE4 554	F 000 BL1 384	1 986 AE0 590	F 00M 591 131	-

Light Commercial Vehicles



Brand Name	Vehicle Manufacturer's Reference No.	Application	OE Part No. Reference	Bosch Part No.	Type											
						Armature	ORC	Stator Frame/ Pole Housing	Brush Holder	Solenoid Switch	DEF	Bearing DEF	CEC	Bearing CEC	EGT	
Ashok Leyland	Starter															
	4728682	AL Iveco 8040 (NA),8040 (TC),55HP Tractors	F 002 G20 108	F 002 G20 108	IF (R) - 12V, 2.7KW	F 002 G20 323	F 002 G20 279	F 002 G70 404	F 002 G20 084	F 002 G20 846	F 002 G70 395	2 000 301 019	F 002 G20 459	2 000 301 043	-	
	FZT01200	JAN BUS MIDI,LYNX IL ,Viking	F 002 G70 364	F 002 G70 364	HX87 M10 TP 24V R	F 002 G20 946	1 986 SE3 957	F 002 G70 339	F 002 G70 105	F 002 G70 367	F 002 G70 369	1 000 301 011	F 002 G70 365	9 003 330 317	F 002 G70 675	
	Alternator															
	FOC00400	Ashok Leyland : H Series 4 Cyl	F 002 G90 300	F 002 G90 300	K1 - 12V 16/35A	1 986 AE0 702	F 002 G10 702	F 002 G90 439	F 002 G90 440	F 002 G91 507	F 002 G11 722	F 002 G91 741	F 002 G11 723	F 002 G91 193	-	
F1N00100	BOSS 913 ,BOSS 913,BOSS 1113 ,BOSS 1113,BOSS 1213	F 000 BL0 7C9	F 000 BL0 7C9	C5 28V 85A	1 986 AE0 721	F 000 BL2 913	F 000 BL1 0VW	0 272 220 742	F 000 BL1 0VS	F 00M 990 434	1 986 AE4 741	1 986 AE3 225	F 000 BL1 0WA	-		
Eicher Motors	Alternator															
	IB003232	B1075,B1090,B1212,B20.15, B2015,Pro1050	F 002 G10 386	F 002 G10 386	K1 (-) 14V 16/35A	1 986 AE0 718	F 002 G10 699	9 122 337 349	1 986 AE0 195	F 002 G91 338	F 002 G11 722	F 002 G90 412	F 002 G11 723	F 002 G10 390	F 002 G10 467	
	IE303153	Pro1059, Pro 1095, Pro 1095XP, PRO 1095 XP	F 002 G10 179	F 002 G10 179	K1 (R) 14V 11/23A	1 124 034 980	F 002 G10 699	9 122 337 349	F 002 G90 458	F 002 G90 204	F 002 G11 722	F 002 G90 194	F 002 G11 723	1 986 AE0 579	-	
	Starter															
IB003253	B1050, B1075, B1090, Pro 1049, Pro1050, Pro1059, Pro1059XP, Pro1075, Pro 1080, Pro2049, Pro 1080XP, Pro 1080XPT, Pro 1090, Pro 1095, Pro 1095XP, PRO 2095XP, PRO 1110, PRO 1095 XP	F 002 G20 385	F 002 G20 385	RF78-M15 12V R	F 002 G70 220	F 002 G20 386	F 002 G20 694	F 002 G70 197	F 002 G20 391	F 002 G20 389	F 002 G20 390	1 986 SE3 707	1 000 301 056	F 002 G20 610		
Force Motors	Alternator															
	B00 804150 0202	ShaktiMan Force -200	F 000 BL0 6FS	1 986 A00 185	NCB2 28V 40/100A	F 000 BL1 1JZ	F 000 BL1 11Z	1 986 AE0 225	0 272 220 733	1 986 AE4 527	F 002 G10 577	F 000 BL1 15T	F 000 BL1 023	1 986 AE0 449	-	
	B00 808 154 2102	TD 2200	F 000 BL0 4BN	F 000 BL0 4T5	C 3-90 14V	F 000 BL1 16F	F 000 BL1 16L	F 000 BL1 19K	0 272 220 733	F 000 BL1 18Z	F 002 G10 577	F 000 BL1 19J	F 000 BL1 023	F 00M 991 303	-	
	B008081500302	SHAKTIMan Force 200, 1947cc, 3 Cylinders, FM 20 CR Common Rail	F 002 G10 507	F 002 G10 507	K1 (-) 14V 20/45A+VP	F 002 G90 134	F 002 G10 187	F 002 G90 170	F 002 G90 102	F 002 G91 335	F 002 G11 722	F 002 G90 413	F 002 G11 723	F 002 G10 121	F 002 G10 568	
	B008081500702	Tempo Traveller Ambulance 2.4 Diesel, Tempo Traveller Minibus 2.4 Diesel, Tempo Traveller 2.4 CNG, Tempo Traveller Ambulance LWB 2.6 Diesel	F 002 G10 514	F 002 G10 514	K1 (R) 14V 20/65A+VP	F 002 G90 138	F 002 G10 684	F 002 G90 172	F 002 G90 102	F 002 G91 336	F 002 G11 722	F 002 G90 416	F 002 G11 723	F 002 G10 121	F 002 G10 568	
	B008081501102	Force Motors : Ambulance application	F 002 G90 389	F 002 G90 389	B3 VP 14V 90A	F 002 G90 138	1 986 AE1 154	F 002 G90 172	F 002 G90 102	F 002 G91 336	F 002 G11 722	F 002 G90 416	F 002 G11 723	F 002 G10 121	F 002 G10 568	
	B008081501402	Traveller TD - 2200	0 124 525 554	0 124 525 554	E8 14V 155A	F 00M 131 649	F 00M 130 132	F 00M 133 285	F 00M A45 300	F 002 G90 037	1 986 AE0 156	F 002 G90 036	F 002 G91 278	F 00M 991 303	-	
	B008081542102	OM 611 Traveller	F 000 BL0 440	F 000 BL0 440	C 3 28V 50A	F 000 BL1 282	F 000 BL1 025	F 000 BL1 945	0 272 220 733	F 000 BL1 944	F 002 G10 577	F 000 BL1 1KC	1 986 AE3 225	F 00M 991 303	-	
	Starter															
B008081511601	OM 611	F 002 G20 795	F 002 G20 795	R78M45 12V R	F 002 G70 719	F 002 G70 516	F 002 G20 691	F 002 G70 197	F 002 G70 253	F 002 G70 268	F 002 G20 579	1 986 SE1 015	1 000 301 056	1 986 SE3 991		









Light Commercial Vehicles

Brand Name	Vehicle Manufacturer's Reference No.	Application	OE Part No. Reference	Bosch Part No.	Type		
						Armature	ORC
Starter							
Force Motors	B008081512101	Tempo Traveller Ambulance 2.4 Diesel, Trax Toofan 2.0 CRDI, Tempo Traveller Minibus 2.4 Diesel, Excel-2 2.4 Diesel, Trax Gama/Judo 2.0 CRDI, Pick Up Trax Dual Cab 2.4 Diesel, Excel-3 2.4 Diesel, Trax Cruiser Deluxe 2.6 CRDI, Trax Cruiser 2.0 CRDI, Trump 0.6D 15, Trump 0.6D 40, Trax Toofan Deluxe 2.6 CRDI	F 002 G70 465	F 002 G70 465	R78 M45 TP 12V R	F 002 G70 220	F 002 G70 079
Isuzu	Alternator						
	8974504670	D-MAX PICKUP	9 120 335 004	1 986 A00 470	C3 14V 70A + 50CC VP	1 986 AE0 712	1 986 AE1 100
Kirloskar	Alternator						
	4H170611000	2DXL LOADER , 4 cylinder, water cooled, BS-III diesel engine	F 000 BLO 4V1	1 986 A00 469	C3 14V 90A	F 000 BL1 1JL	F 000 BL1 16L
Mahindra	Alternator						
	-	Maxximo 09D 18kW - Mini Van & Mini VX,900 cc, 2 Cylinders, 6 Speed MT,4 Stroke park ignition ,water cooled	Non OE Release	1 986 A00 486	C0 14V 50 A	1 986 AE0 715	F 002 G90 524
	1402AA2881N	Bolero Maxi MDI TC,BSIII, BSIV Bolero Pickup	F 002 G10 608	F 002 G10 608	K1-14V 23/55A + SAVP	1 986 AE0 720	F 002 G10 699
	03060AV00400N	MAHINDRA HEAVY ENGINES PRIVATE LTD : Genset 412 TCA model	F 002 G90 441	F 002 G90 441	K1-14V 65A	F 002 G90 149	F 002 G10 533
	1402AA2911N	T 32/36 BS II/BSIII	F 002 G10 694	F 002 G10 694	K1 (-) 14V 28/90A+VP	1 124 034 985	F 002 G10 684
	1402AAA05820N	Maxximo 0.9D, Maxximo 0.9D MiniVan, Maxximo Mini VX	F 002 G90 239	F 002 G90 239	K1 14V 28/90A	F 002 G90 149	F 002 G10 533
	1402AAA06981N	LOADKING,MDI SXJ 3200 BS II / BSIII,T 15 BUS BS II/BSIII,T 15S MDI BS III COSMO,T 15S MDI BS III EXCELO,TOURISTER 25 SEATER	F 002 G90 324	F 002 G90 324	K1 - 14V 23/65A	1 986 AE0 708	F 002 G10 684
	1402AAA07361N	Bolero Maxi Truck Plus DI Turbo	F 002 G90 390	F 002 G90 390	K1- 14V 105A+SAVP	1 986 AE0 720	F 002 G10 699
	1402AAA09001N	MDI SXJ 3200 BS II / BSIII,T 15S MDI BS III EXCELO	F 002 G90 499	F 002 G90 500	K1 14V 28/90A WITH SAVP	1 986 AE0 708	F 002 G10 684
	Starter						
	0307CAN00041N	Maxximo,Supro Mini Truck,Supro Mini Truck-RFS,Supro Mini Truck-RFS-CBC,Supro Mini Van,Supro Cargo Van	F 002 G70 127	F 002 G70 127	RF70 M25 12V (R)	F 002 G70 210	F 002 G20 945
	0307CAN00062N	Supro Maxi Truck RFS-CBC-T2,Supro T02,Supro T02-RFS,Supro T04,Supro T04-RFS,Supro T06,Supro T06-RFS,Supro LX-8 STR,Supro VX-8 STR,Supro ZX-8 STR AC,Supro VX-5 STR, Supro ZX-5 STR	F 002 G70 578	F 002 G70 578	RF70M 12V R	F 002 G70 210	F 002 G20 945



							
Stator Frame/ Pole Housing	Brush Holder	Solenoid Switch	DEF	Bearing DEF	CEC	Bearing CEC	EGT
F 002 G20 691	F 002 G70 285	F 002 G70 266	F 002 G70 466	2 000 301 036	1 986 SE3 707	1 000 301 056	F 002 G20 608
							
1 986 AE0 227	F 002 G90 458	1 986 AE1 300	F 002 G10 577	9 121 335 961	F 002 G10 521	9 122 336 721	1 986 AE3 001
							
F 000 BL1 2J9	0 272 220 733	F 000 BL1 14V	F 002 G10 577	F 000 BL1 15D	F 000 BL1 023	-	-
							
1 986 AE0 228	F 002 G90 525	F 000 BG1 006	F 002 G10 518	F 000 BG1 012	1 986 AE3 225	F 000 BG1 024	-
F 002 G90 170	1 986 AE0 001	F 002 G91 335	F 002 G11 722	F 002 G90 413	F 002 G11 723	F 002 G90 235	-
1 986 AE0 398	1 986 AE0 985	F 002 G91 927	F 002 G10 577	F 002 G90 030	F 002 G90 315	F 002 G91 701	-
F 002 G90 172	F 002 G90 107	F 002 G91 336	F 002 G11 722	F 002 G90 192	F 002 G11 723	F 002 G10 164	F 002 G10 467
1 986 AE0 398	1 986 AE0 985	F 002 G91 400	F 002 G90 314	F 002 G90 030	F 002 G90 315	F 002 G91 399	-
F 002 G90 172	1 986 AE0 001	F 002 G91 336	F 002 G11 722	F 002 G90 416	F 002 G11 723	F 002 G90 235	F 002 G10 568
F 002 G90 170	F 002 G90 462	F 002 G91 335	F 002 G11 722	F 002 G90 413	F 002 G11 723	F 002 G11 914	F 002 G10 568
F 002 G90 172	1 986 AE0 001	F 002 G91 336	F 002 G11 722	F 002 G90 416	F 002 G11 723	F 002 G90 235	F 002 G10 568
							
F 002 G20 513	F 002 G70 137	F 002 G20 747	F 002 G70 138	0 399 C74 534	F 002 G20 514	1 000 301 091	F 002 G70 140
F 002 G20 513	F 002 G70 137	F 002 G20 747	F 002 G70 579	0 399 C74 534	F 002 G20 514	1 000 301 091	F 002 G70 140















Light Commercial Vehicles

Brand Name	Vehicle Manufacturer's Reference No.	Application	OE Part No. Reference	Bosch Part No.	Type		
						Armature	ORC
Piaggio Vehicles Pvt.Ltd	Starter						
	870-054-25	Kobra 870 CC application	F 002 G20 939	F 002 G20 939	RF70M25 12V R	F 002 G70 212	F 002 G20 945
Swaraj Mazda	Alternator						
	B008081500302	LCV Model T 3500	F 002 G10 459	F 002 G10 459	K1 (>) 28V 28/55A	F 002 G90 135	F 002 G10 699
	Starter						
	LP0118400A	T 3500 LCV	F 002 G70 417	F 002 G70 417	RF78 M25 12V	1 004 011 087	F 002 G20 507
	LP2418400A	SML - T3500	F 002 G20 882	F 002 G20 882	RF78 M25	1 004 011 087	F 002 G20 507
Tata Motors	Alternator						
	-	ACE CNG BS III, Ace XL 0.7D, Ace (BS III) 0.7, ACE MAGIC 0.7, ACE Magic CNG BS-IV, Ace (BS IV) 0.8, ACE CNG BS-IV	Non OE Release	1 986 A00 500	C0 14V 50 A	1 986 AE0 715	F 002 G90 524
	-	5L DiCor Engine C3 14V 90A - 8 Groove pulley	F 000 BL0 416	F 000 BL0 416	C3 14V 90A	F 000 BL1 564	F 000 BL1 025
	263215400102	407 3.0 Diesel LP Turbo Bus (2006.01-->), 407 3.0 Diesel SFC Turbo (2003.11 -2005.05), 407 3.0 Diesel LPT (2001.10 -2005.02), 407 3.0D SFC Pickup (2010.03-->), 407 SFC 3.0 (2007.01 -2012.01)	F 002 G10 650	F 002 G10 650	4S1 (-) 14V 20/43A	1 986 AE0 702	F 002 G10 702
	264215400101	Tata Motors : Tipper (LP/LPT) Application B3VP 14V 90A	F 002 G90 456	F 002 G90 456	14V 55A+50CC VP	F 002 G90 382	F 000 BL1 025
	265115400149	HIRA 497 CR BS-IV ABS 12V 4X2 RHD BUS	F 002 G90 303	F 002 G90 303	K1-14V 16/35A	1 986 AE0 704	F 002 G10 413
	2824P01001	Tractor and Farm Equipments Limited : 4Cylengine	F 002 G90 400	F 002 G90 400	K1 28V 55A	F 002 G90 149	F 002 G10 533
	Starter						
	284515100101	ST Winger 4DL BS3 AC 8+D AMB With ABS, ST Winger AMB 4DLTIC BS3 Single CO-DRIV, Tata Motors Winger, 3200WB, FWD, 4DLTIC-BS III, Winger Limited Edition 32WB 4DLTIC BS3 12+D AC, Winger 28 FR Ambulance BS4, Winger 28 School Bus 13 Plus D, BSIV, Winger 28 Standard 12+D BS3, Winger 28 Standard 13+D BS3, Winger 28 Standard 13D BS4, Winger CNG BS IV OBDII FR 13+D DAC SCLBUS 4X2 RHD, Winger Limited Edition 3200WB, FR, HVAC,13 Plus D, Winger Platinum RHD BS III, Winger Platinum RHD BS IV, Winger RHD, Winger Stretch Ambulance - BS III	F 002 G70 467	F 002 G70 467	R74 E35 TP 12VR	F 002 G70 084	F 002 G70 473
	-	Telco 3SP, 4SP 4SP & 497 Euroll Eng (407,609,709,909 Vehicles)	9 000 033 016	9 000 033 016	IF (R) 12V 27kW	F 002 G20 323	F 002 G20 283
550215100101	Xenon 2.2 CRDi Diesel, Xenon 2.2 CRDi 4WD	F 002 G70 087	F 002 G70 088	R74 E35 TP 12V R	F 002 G70 084	F 002 G70 473	
551715100102	Tata Motors ACE ZIP BS-III, WITH TLSPV & Tata Motors MAGIC IRIS	F 002 G70 100	F 002 G70 100	RF70-M25 12V (L)	F 002 G70 210	F 002 G70 097	





































							
Stator Frame/ Pole Housing	Brush Holder	Solenoid Switch	DEF	Bearing DEF	CEC	Bearing CEC	EGT
F 002 G20 513	1 004 336 526	F 002 G20 884	F 002 G20 941	0 399 C74 534	F 002 G20 514	1 000 301 091	1 006 200 332
Rectifier							
F 002 G90 170	F 002 G90 102	F 002 G90 201	F 002 G11 722	F 002 G90 050	F 002 G11 723	F 002 G10 239	F 002 G10 568
Regulator							
DEF							
Bearing DEF							
SREC							
Bearing SREC							
Pulley							
Vacuum Pump							
F 002 G70 630	F 002 G70 418	F 002 G70 420	F 002 G20 936	F 002 G20 511	1 005 851 097	-	1 006 200 117
1 005 001 195	F 002 G20 883	F 002 G20 884	F 002 G20 936	F 002 G20 511	1 005 851 097	-	1 006 200 117
Rectifier							
Regulator							
DEF							
Bearing DEF							
SREC							
Bearing SREC							
Pulley							
Vacuum Pump							
1 986 AE0 204	F 002 G90 525	1 986 AE3 231	F 002 G10 518	F 000 BG1 065	F 000 BL0 488	1 986 AE0 403	-
F 000 BL1 272	0 272 220 731	1 986 AE3 202	F 00M 990 434	1 986 AE3 203	F 000 BL1 023	F 000 BL1 275	-
F 002 G90 173	1 986 AE0 195	F 002 G91 343	F 002 G11 722	F 002 G91 328	F 002 G90 328	9 121 036 637	-
F 002 G90 379	F 002 G90 106	F 002 G90 449	1 986 AE0 156	F 002 G90 454	F 002 G10 521	F 002 G91 726	1 986 AE4 559
F 002 G90 170	1 986 AE0 195	F 002 G90 205	F 002 G10 577	F 002 G90 307	F 002 G11 723	F 002 G90 304	-
F 002 G90 410	F 002 G90 099	F 002 G91 662	F 002 G11 722	1 986 AE4 739	F 002 G90 315	F 002 G91 656	-
Stator Frame/ Pole Housing							
Brush Holder							
Solenoid Switch							
DEF							
Bearing DEF							
CEC							
Bearing CEC							
EGT							
F 002 G20 717	F 002 G70 468	F 002 G70 471	F 002 G20 698	0 399 C74 576	F 002 G70 187	1 000 301 056	F 002 G70 389
F 002 G20 451	F 002 G20 084	F 002 G20 839	F 002 G20 336	2 000 301 019	F 002 G20 457	2 000 301 043	-
F 002 G20 717	F 002 G70 468	F 002 G70 471	F 002 G70 086	0 399 C74 576	F 002 G70 187	1 000 301 056	F 002 G70 394
F 002 G70 680	F 002 G70 650	F 002 G70 558	F 002 G70 099	0 399 C74 534	F 002 G70 181	1 000 301 091	F 002 G70 318

Light Commercial Vehicles











Brand Name	Vehicle Manufacturer's Reference No.	Application	OE Part No. Reference	Bosch Part No.	Type		
						Armature	ORC
Volvo Eicher	Starter						
	IB003253	B1050, B1075, B1090, Pro 1049, Pro1050, Pro1059, Pro1059XP, Pro1075, Pro 1080, Pro2049, Pro 1080XP, Pro 1080XPT, Pro 1090, Pro 1095, Pro 1095XP, PRO 2095XP, PRO 1110, PRO 1095 XP	F 002 G70 190	F 002 G70 190	RF78 M15 TP 12V (R)	F 002 G70 220	F 002 G20 386
	Alternator						
	IE300771	Pro 1049,Pro 1095XP	F 002 G90 264	F 002 G90 264	G1S2-14V 35A	1 986 AE0 729	F 002 G10 684
IE300772	Pro1059XP,Pro1075	F 002 G90 270	F 002 G90 270	G1S2-14V 35A	1 124 034 985	F 002 G10 684	
IE315010	Pro3012,Pro3014,Pro3015 ,Pro1110XP,Pro1110XPT,S kyline pro 3008,Skyline Pro 3009,PRO 1110,PRO 1114 XP	F 002 G90 369	F 002 G90 369	14V 55A	1 124 034 985	F 002 G10 684	









































							
Stator Frame/ Pole Housing	Brush Holder	Solenoid Switch	DEF	Bearing DEF	CEC	Bearing CEC	EGT
1 986 SE1 004	F 002 G70 189	F 002 G70 193	F 002 G20 389	F 002 G20 390	1 986 SE3 707	1 000 301 056	F 002 G20 610
							
Rectifier	Regulator	DEF	Bearing DEF	SREC	Bearing SREC	Pulley	Vacuum Pump
1 127 320 697	F 002 G90 458	F 002 G91 445	F 002 G11 722	F 002 G90 265	F 002 G11 723	1 986 AE0 579	-
F 002 G90 173	F 002 G90 458	F 002 G91 445	F 002 G11 722	F 002 G90 414	F 002 G11 723	1 986 AE0 579	F 002 G10 467
1 986 AE0 216	1 986 AE0 195	F 002 G90 205	F 002 G10 577	1 986 AE0 438	F 002 G11 723	F 002 G91 605	F 002 G10 467

Heavy Commercial Vehicles





















Brand Name	Vehicle Manufacture's Reference No.	Application	OE Part No. Reference	Bosch Part No.	Type											
						Rotor	Stator	Rectifier	Regulator	DEF	Bearing DEF	SREC	Bearing SREC	Pulley	Vacuum Pump	
Ashok Leyland	Alternator															
	231002VB0A	ZD 30 ENGINE	F 000 BL0 493	F 000 BL0 493	B 3-90 14V	F 000 BL1 282	F 000 BL1 025	F 000 BL1 0HK	0 272 220 734	F 000 BL1 0HF	F 002 G10 577	F 000 BL1 0HJ	F 000 BL1 281	F 000 BL1 0HL	-	
	231002VB1A	ZD 30 ENGINE	F 000 BL0 127	F 000 BL0 127	B 1-70	F 000 BL1 0NS	F 000 BL1 120	F 000 BL1 0MT	1 986 AE0 002	F 000 BL1 0MP	F 002 G10 577	F 000 BL1 0MU	F 000 BL1 023	F 000 BL1 0HL	-	
	F1N01500	ECOMET, H4 ENGINE, BS4 TRUCKS	9 120 335 013	9 120 335 014	K1-14V 90A	1 986 AE0 729	F 002 G10 684	1 986 AE0 397	F 002 G90 440	F 002 G91 339	F 002 G10 577	F 002 G91 327	F 002 G11 723	F 002 G91 193	-	
	X 3990100	Viking ,Viking, GOODS BS III - 4 X 2,SPL GOODS BS III - 4 X 2	F 002 G10 435	F 002 G10 435	K1 (-) 14V 28/90A+VP	F 002 G90 131	F 002 G10 453	F 002 G90 176	F 002 G90 355	F 002 G91 339	F 002 G11 722	F 002 G91 327	F 002 G11 723	F 002 G10 454	-	
	X7485900	Lynx ,Stag ,Stag IL	F 002 G90 438	F 002 G90 438	G1S2 14V 45A	1 986 AE0 704	F 002 G10 711	F 002 G90 439	F 002 G90 440	F 002 G91 339	F 002 G10 577	F 002 G91 327	F 002 G11 723	F 002 G91 193	-	
	X7489100	3518, 4019, 4023, 40IT, 4923, 49IT, U-3518, U-3518, U-4019, U-4023, U-4023, U-4923, N4923	F 002 G10 977	F 002 G10 977	K1 (-) 28V 45A	1 986 AE0 710	F 002 G10 994	F 002 G10 992	F 002 G90 355	F 002 G91 339	F 002 G10 577	F 002 G91 327	F 002 G11 723	1 986 AE0 467	-	
	X7493100	12 M Type BUS	0 124 655 069	0 124 655 069	NCB1 28V 35-80A	F 00M 131 685	F 00M 130 140	F 00M 133 290	F 00M 144 123	F 00M 136 248	F 00M 990 417	F 00M 136 447	-	F 002 G91 223	-	
	Starter															
						Armature	ORC	Stator Frame/ Pole Housing	Brush Holder	Solenoid Switch	DEF	Bearing DEF	CEC	Bearing CEC	EGT	
	FH000160	Atlas Copo Compressor	F 002 G70 407	F 002 G70 407	HX87 M10 24V R	F 002 G20 946	F 002 G70 415	F 002 G70 339	F 002 G70 105	F 002 G70 103	F 002 G70 412	1 000 301 011	F 002 G70 408	9 003 330 317	F 002 G70 675	
	FH001800	4019,U-4019,FESLF	F 002 G70 092	F 002 G70 092	HX87-M15 TP 24V (R)	F 002 G20 946	1 986 SE3 957	F 002 G70 339	F 002 G70 105	F 002 G70 103	F 002 G70 524	1 000 301 011	F 002 G70 021	9 003 330 317	F 002 G70 675	
	X3987300	4019, 4023, 40IT, 4923, 49IT, U-4023, U-4023, U-4923, N4923, Cheetah , Double Decker, FE, FESLF, FESLF, RESLF, Vestibule Bus,Viking, Viking, MDV, 1616, U-TRUCK, U-3123, U-1616, CAPTAIN, N3123, U-2516 , BOSS 913 , BOSS 913, BOSS 1113, BOSS 1113, BOSS 1213, BOSS 1213 LX, 1614, 2516, 2518, 2523, 3116, 3118, 3123, 3718, 3723	F 002 G20 303	F 002 G20 303	DE 114-X10 24V (R)	F 002 G20 413	F 002 G20 277	F 002 G20 414	F 002 G20 813	F 002 G20 887	F 002 G20 754	2 000 301 000	F 002 G20 411	F 002 G21 504	-	
	X7495300	3120	F 002 G70 007	F 002 G70 007	HX87 24V 4Vacuum Pump5kW	F 002 G20 946	F 002 G70 012	F 002 G70 339	F 002 G70 105	F 002 G70 499	F 002 G70 542	1 000 301 011	F 002 G70 021	9 003 330 317	F 002 G70 675	
Case New Holland	Starter															
						Armature	ORC	Stator Frame/ Pole Housing	Brush Holder	Solenoid Switch	DEF	Bearing DEF	CEC	Bearing CEC	EGT	
	47783079	Truck and Bus , EL474,4Cyl, 3Ltrs	F 002 G70 653	1 986 S10 011	HX87-M10 12V	F 002 G70 024	F 002 G70 445	F 002 G70 357	F 002 G70 036	F 002 G70 026	F 002 G70 654	2 000 917 001	F 002 G70 439	9 003 330 317	F 002 G70 675	
Daimler	Alternator															
						Rotor	Stator	Rectifier	Regulator	DEF	Bearing DEF	SREC	Bearing SREC	Pulley	Vacuum Pump	
	A 400 151 11 01	HOT STARTER	0 001 251 514	0 001 251 515	HXF88-M 24V	2 004 010 002	2 006 209 935	0 399 D51 091	0 399 D57 073	2 339 388 003	2 005 835 619	0 399 C54 167	2 005 857 072	9 003 330 317	0 399 D52 103	

Heavy Commercial Vehicles

Brand Name	Vehicle Manufacture's Reference No.	Application	OE Part No. Reference	Bosch Part No.	Type		
						Rotor	Stator
Alternator							
	6426101-7004	FML Man Force 2VCR Engine	0 124 555 558	0 124 555 558	NCB1 (-) 28V 35/80A	F 00M 131 657	F 00M 130 112
Starter							
							
						Armature	ORC
Force Motors	0307CAC01181N	FURIO 11 TONNE,FURIO 12 TONNE,FURIO 14 TONNE HD,FURIO 14 TONNE LD,FURIO 16 TONNE,FURIO 11 TONNE BSVI,FURIO 12 TONNE BSVI,FURIO 14 TONNE HD BSVI,FURIO 14 TONNE LD BSVI,FURIO 16 TONNE BSVI,CRUZIO LPO BSVI,LOADKING,T 32/36 BS II/BSIII,T 32/36 EXCELO BS III BUS,T 32/40S Comfio 3.3L BS IV,T 32S/36S BUS BSIII MNT 40 COSMO,T 32S/36S BUS BSIV MNT 40 COSMO,T 36S, 40S CNG BS IV ABS COSMO BUS,TSRTC BUS RTD BS IV MNT 40,CRUZIO LPO BSVI	F 002 G70 344	F 002 G70 344	HX87 M10 12V	F 002 G70 024	1 986 SE3 957
	7606HAP00051N	7.2 Ltr, 6 Cyl Truck	F 002 G70 550	F 002 G70 550	HX87 M15 24V	F 002 G20 946	F 002 G70 557
Alternator							
							
						Rotor	Stator
Man Force	6426101-6001	Man Force Truck	0 124 555 056	0 124 555 056	E8 14V 155A	F 00M 131 657	F 00M 130 112
	Starter						
							
						Armature	ORC
	64.26201-7278	4 CYL, 4.58 Lt; 6CYL, 6.87 Lt 2VCR/4VCR	F 002 G70 825	F 002 G70 836	HX87 M10 24V (R)	F 002 G20 946	F 002 G70 701
Alternator							
							
						Rotor	Stator
Tata Motors	550715449917	LPT 1918 5L TURBOTRONN BSIV 48WB COWL BLOWER,Tata Motors LPT 1918 5L COWL BSIV 42WB,Tata Motors LPT 1918 5L COWL BSIV 48WB,Tata Motors LPT 1918 5L COWL BSIV 52WB,Tata Motors LPT 1918 5L TURBOTRONN BSIV 52WB COWL BLOWER	F 000 BL0 711	F 000 BL0 71P	C5 28V 80A	F 000 BL1 839	F 000 BL2 913
	552915400101	LPT407 CNG EX2/34WB, 4SPCR, BS-IV CAB W/O LB-OBDII,BLOWER	F 000 BL0 6ZG	F 000 BL0 6ZF	B 3-120 14V	F 000 BL1 1MV	F 000 BL1 1MM
	260015240104	Truck / Bus	F 002 G10 651	F 002 G10 651	K1 (-) 28V 35A	1 986 AE0 703	F 002 G10 655
	261815240103	LP 1512/52 (497 TCIC) BS-III,LP 1512/52 TCIC RHD BS-III	F 002 G10 720	F 002 G10 720	K1 (-) 14V 90A+VP	1 986 AE0 710	F 002 G10 723
	264015400105	All LCV / HCV Models (with 697 Engines), Spacio 4SP, 6SP Engine	F 002 G10 563	F 002 G10 563	K1 (-) 14V 28/90A+VP	1 986 AE0 702	F 002 G10 702

















							
Rectifier	Regulator	DEF	Bearing DEF	SREC	Bearing SREC	Pulley	Vacuum Pump
F 002 G90 405	F 00M 144 122	F 002 G10 948	F 00M 990 434	F 002 G91 115	-	F 002 G91 562	-
							
Stator Frame/ Pole Housing	Brush Holder	Solenoid Switch	DEF	Bearing DEF	CEC	Bearing CEC	EGT
F 002 G70 363	1 986 SE3 947	F 002 G70 348	F 002 G70 349	2 000 917 001	F 002 G70 345	9 003 330 317	F 002 G70 675
F 002 G70 339	F 002 G70 105	F 002 G20 915	F 002 G70 555	1 000 301 011	F 002 G70 551	9 003 330 317	F 002 G70 675
							
Rectifier	Regulator	DEF	Bearing DEF	SREC	Bearing SREC	Pulley	Vacuum Pump
F 002 G90 405	F 00M 144 122	F 002 G10 948	F 00M 990 434	F 002 G91 116	F 002 G91 187	-	-
							
Stator Frame/ Pole Housing	Brush Holder	Solenoid Switch	DEF	Bearing DEF	CEC	Bearing CEC	EGT
F 002 G70 338	F 002 G70 334	F 002 G70 703	F 002 G70 700	1 000 301 011	F 002 G70 439	9 003 330 317	F 002 G70 675
							
Rectifier	Regulator	DEF	Bearing DEF	SREC	Bearing SREC	Pulley	Vacuum Pump
F 000 BL2 022	0 272 220 742	F 000 BL2 9K6	F 00M 990 434	F 000 BL2 013	F 000 BL1 281	F 000 BL1 1ML	-
F 000 BL1 2WJ	0 272 220 733	1 986 AE4 543	F 00M 990 434	F 000 BL1 2L8	F 000 BL1 023	1 986 AE0 209	-
F 002 G90 174	F 002 G90 356	F 002 G91 343	F 002 G11 722	F 002 G91 328	F 002 G90 328	9 121 036 637	-
1 127 320 698	F 002 G90 103	F 002 G91 345	1 986 AE4 551	F 002 G91 330	F 002 G11 723	9 121 036 637	-
F 002 G90 261	1 986 AE0 195	F 002 G91 343	F 002 G11 722	F 002 G91 328	F 002 G11 723	9 121 036 614	-

Heavy Commercial Vehicles







Brand Name	Vehicle Manufacture's Reference No.	Application	OE Part No. Reference	Bosch Part No.	Type											
						Rotor	Stator	Rectifier	Regulator	DEF	Bearing DEF	SREC	Bearing SREC	Pulley	Vacuum Pump	
Alternator																
Tata Motors	264015400107	LPK 407 TURBO-TIPPER RHD BS II(4 X 2),LPT 407/27 TURBO EX BS-II,LPT 407/34 TURBO EX2 RHD BS-II,S407EX, EII,PS,DSL,TT,TRUCK, SFC 407 EX2 31WB BS-III,SFC 407 RHD BS-II CAB/COWL,SFC407 EX 31WB BS-III	F 002 G10 574	F 002 G10 574	K1 (-) 14V 16/35A	1 986 AE0 704	F 002 G10 711	1 127 320 697	1 986 AE0 195	F 002 G91 345	F 002 G10 577	F 002 G91 330	F 002 G11 723	9 121 036 637	-	
	264015400108	LP 407/31 TURBO BS-II RHD,SFC 407 EX RHD BS-III,SFC 407 RHD BS-II CAB/COWL,SFC407 EX 31WB BS-III	9 120 030 401	9 120 030 401	K1 (-) 14V 23/65A	1 986 AE0 704	F 002 G10 711	F 002 G10 661	1 986 AE0 195	F 002 G91 345	F 002 G11 722	F 002 G91 332	-	9 121 036 614	-	
	5505 1544 9913	LPO 10.2T 3LBS4 24V;52WB;N-AC;AMT;RHD,LPO 9.6T 49WB 3L BS4 24V ABS RHD,LPO 9.6T/49 FES BS-IV 24V ABS BRAKE AMT MUX NAC RHD,ULTRA LPO-10.2T/52 BS-III 3L ABS BRAKE 24V NON-AC RHD,ULTRA LPO-8.5T/42 BS-IV ABS AMT GEAR BOX NON-AC 24V RHD	F 000 BL0 715	F 000 BL0 7ZR	C5 28V 80A	F 000 BL1 839	F 000 BL2 913	F 000 BL1 0DE	0 272 220 742	F 000 BL1 0CW	F 00M 990 434	F 000 BL1 0DG	1 986 AE3 225	F 000 BL1 0DJ	-	
	550515409905	LPO 10.2T 52WB 3L BS4 12V ABS RHD,LPO 7.5T 42WB 3L BS4 12V ABS RHD,ULTRA 10.2B 3L 125Hp 52WB BSIV,ULTRA LPO 8.5T 42WB 3L BS4 12V ABS RHD,ULTRA LPO-8.5T/49 BS-IV ABS BRAKE NON-AC 12V RHD	F 000 BL0 423	F 000 BL0 423	C3 14V 90A	F 000 BL1 564	F 000 BL1 025	F 000 BL1 574	0 272 220 731	F 000 BL1 587	F 00M 990 434	F 000 BL1 578	F 000 BL1 023	F 000 BL1 581	-	
	550715409909	LPO 10.2T/52 BS-III 12V ABS,LPO 7.5T/42 BS3 12V RHD,LPO 8.5T 49WB 497VP37 BS3 12V ABS RHD,LPO 8.5T/42 BS3 12V RHD,LPO 9.6T/52 Y1 BS-III (12V),ULTRA 7.5B 497CR BS-IV 12V NON-AC ,ULTRA BUS - LPO 10.2T/52 Y1 BS-III RHD 12V Diesel,ULTRA LPO-10.2T/52 BS-IV ABS BRAKE NON-AC 12V RHD,ULTRA LPO-7.5T/42 BS-III 12V ABS	F 000 BL0 434	F 000 BL0 434	C 3 14V 90A	F 000 BL1 564	F 000 BL1 025	F 000 BL1 272	0 272 220 731	1 986 AE3 202	F 00M 990 434	1 986 AE3 203	F 000 BL1 023	F 000 BL1 804	-	
	550715449919	LPO 8.5T 49WB 497 VP37 BS3 24V ABS RHD,LPO Y1 9.6T/52	F 000 BL0 436	F 000 BL0 436	C 3 14V 90A	1 986 AE0 711	1 986 AE1 101	F 000 BL1 899	0 272 220 742	1 986 AE3 202	F 00M 990 434	1 986 AE3 203	F 000 BL1 023	F 000 BL1 804	-	
	550715449920	5 Ltr Ultra bus	F 000 BL0 439	F 000 BL0 4R9	C3 28V 50A	1 986 AE0 711	1 986 AE1 101	F 000 BL1 899	0 272 220 742	1 986 AE3 202	F 00M 990 434	F 000 BL1 274	F 000 BL1 023	F 000 BL1 0K7	-	
	Starter															
							Armature	ORC	Stator Frame/ Pole Housing	Brush Holder	Solenoid Switch	DEF	Bearing DEF	CEC	Bearing CEC	EGT
		257315400103	Telco 6 CylEng, 697 Euro II Eng (LPT 2515, 613)	9 000 033 015	9 000 033 015	IF (R) 12V 3Vacuum Pump0 kW	F 002 G70 529	F 002 G20 280	F 002 G20 452	F 002 G20 092	F 002 G20 848	9 001 035 868	2 000 301 000	F 002 G20 460	2 000 301 043	-
	261815140101	697 Euro III Engine (LPT 2515)	F 002 G20 486	F 002 G20 486	DE114-X20 24V (R)	F 002 G20 413	F 002 G20 280	F 002 G20 414	F 002 G20 358	F 002 G20 888	F 002 G20 299	2 000 301 000	F 002 G20 460	2 000 301 043	-	
	263215100101	Telco 6 CylVacuum Pump Trucks	F 002 G20 298	F 002 G20 298	IF (R) 12V 3kW	F 002 G70 529	F 002 G20 280	F 002 G20 452	F 002 G20 092	F 002 G20 848	F 002 G20 299	2 000 301 000	F 002 G20 460	2 000 301 043	-	
	264315140101	Tata Motors 697, 5675CC, 6 Cyl	F 002 G70 350	F 002 G70 350	HX87 M10 TP 24V R	F 002 G20 946	F 002 G70 171	F 002 G70 339	F 002 G70 105	F 002 G70 457	F 002 G70 352	1 000 301 011	F 002 G70 021	9 003 330 317	F 002 G20 727	









































Heavy Commercial Vehicles

Brand Name	Vehicle Manufacturer's Reference No.	Application	OE Part No. Reference	Bosch Part No.	Type		
						Armature	ORC
Alternator							
Tata Motors	550515109902	HIRA 497 CR BS-IV ABS 12V 4X2 RHD BUS, LPT407 CNG EX2/34WB, 4SPCR, BS-IV CAB W/O LB-OBDDII, BLOWER, LPT407EX/34 4SPCR BS-IV CAB & LB TRUCK, LPT407EX/34WB 4SPCR-BSIV CAB & W/O LOAD BODY HICLE, LPT407EX2/38WB, 4SP CR BS-IV; ST; CAB W/O LB-BLOWER, GBS-27, 4X2, PS., SFC407EX/2955 PICKUP 4SPCR BS-IV CAB TRK, SFC407EX/31WB 4SP BS-IV HDLB, BLOWER, G-380, SFC407EX/31WB 4SPCR BS-IV, SFC407EX/31WB 4SPCR BS-IV CAB TRK W/O LB, SK407/31WB 4SPCR BSIV PTO TIPPER BLOWER, 4X2, 207 DI CREWCAB EX., 497 SP NA ENGINE, 207DI EX, 497SP NA, 3150 WB, POWER SN, RX P/U 4SPNA PSBU FBLB BS2, RX P/U 4SPNA PSBU FBLB BS3, Tata Motors 207 DI EX BHARAT STAGE II WITH REDUCED TCD, Tata Motors 207 DI EX CREWCAB BHARAT STAGE II WITH REDUCED TCD (DOMESTIC), Tata Motors 207 DI EX CREWCAB BHARAT STAGE III WITH REDUCED TCD (DOMESTIC), Tata Motors MOBIA 4SPCR BSIV SC/31WB 4X2 FLB, LPO 10.2T 52WB 3L BS4 12V ABS RHD, LPO 7.5T 42WB 3L BS4 12V ABS RHD, ULTRA 10.2B 3L 125Hp 52WB BSIV, ULTRA 7.5B 497CR BS-IV 12V NON-AC, ULTRA LPO 8.5T 42WB 3L BS4 12V ABS RHD, ULTRA LPO-10.2T/52 BS-IV ABS BRAKE NON-AC 12V RHD, ULTRA LPO-8.5T/49 BS-IV ABS BRAKE NON-AC 12V RHD, Tata Motors XENON YODHA SC 28 BS-IV 4X2 FLATBED LOADBODY RHD, XENON 3.0L DICOR BS - III DOMESTIC, XENON COMPACT 4SPTC BSIII SC 4X2 FLB-DOM, XENON PICKUP 4SPTC BS-III SC/3150WB DOMESTIC, XENON RX PICK UP 4SPTC BS IV 4X2 WITHOUT LOADBODY, XENON RX PICK UP, 4SPTC, 3150 WB WITH FLAT LOAD BODY, XENON RXPICKUP 4SPTC BS3 SC31 4X2 WITHOUT LOADBODY, XENON YODHA 4SPCR10 BS IV CC 4X2 PS FLB, XENON YODHA BSIV CC CBC PS 4X2 RHD, XENON YODHA COMPACT 4SPTC BS-IV 4X4 PS FLB RHD, XENON YODHA ECO BSIV PS, XENON YODHA PICKUP 4SPTC BS IV MS W/O LB, XENON YODHA PICKUP 4SPTC BS IV PS 4.1RAR, XENON YODHA PICKUP 4SPTC BS IV PS W/O LB, XENON YODHA PICKUP 4SPTC BSIII PS SC FLB, XENON YODHA+PICKUP 4SPTC BS4, 4X2, G76-5/4.1, PS	F 002 G70 264	F 002 G70 264	RF78 M45 12V 2Vacuum Pump2kW	F 002 G70 220	F 002 G20 517
Alternator							
Tata Cummins	5442524	IsBe 5.0 Ltr, 6.7 Ltr - Signa, Prima, LPT models	F 000 BL0 8J9	F 000 BL0 8S8	C6 28V 100A	F 000 BL2 0P8	F 000 BL2 0C6





















							
Stator Frame/ Pole Housing	Brush Holder	Solenoid Switch	DEF	Bearing DEF	CEC	Bearing CEC	EGT
F 002 G20 691	F 002 G70 285	F 002 G70 356	F 002 G70 267	F 002 G71 455	1 986 SE1 015	1 000 301 056	F 002 G20 608
							
Rectifier	Regulator	DEF	Bearing DEF	SREC	Bearing SREC	Pulley	Vacuum Pump
F 000 BL2 0C5	0 272 220 742	F 000 BL2 0C3	1 986 AE0 161	F 000 BL2 0C1	-	F 000 BL2 0C2	-

Heavy Commercial Vehicles



Brand Name	Vehicle Manufacture's Reference No.	Application	OE Part No. Reference	Bosch Part No.	Type			
						Rotor	Stator	
Alternator								
Tata Cummins	5521375	IsBe 5.9 Ltr blower models - Signa, Prima, LPT models	F 000 BL0 8T7	F 000 BL0 8T9	C6 28V 100A	F 000 BL2 0P8	F 000 BL2 0C6	
	Starter							
	5302757	Ajinkya 6BTA 5.9 Ltr, 6 Cyl Engine - Truck, Tripper	F 002 G70 450	F 002 G70 450	HX87 M10 TP 24V (R)	F 002 G20 946	1 986 SE3 957	
Alternator								
Eicher	ID202317	All HCV Models, 683 TCI Eng.	F 002 G10 398	F 002 G10 398	K1 (-) 14V 23/55A+VP	1 986 AE0 704	F 002 G10 413	
	ID208630	Pro1050,Pro1055,Pro1055T,Pro1059	F 002 G10 888	F 002 G10 888	K1 (-) 14V 23/105A	1 124 034 981	F 002 G10 708	
Alternator								
VE Commercial Vehicles Ltd	IE302441	Limo Bus	0 124 525 236	0 124 525 236	GCM2 14V 33-70A	F 00M 131 649	F 00M 130 132	
	IE310004	Pro3012,Pro3013,Pro3014,Pro3015,Pro3016	F 002 G90 367	F 002 G90 367	K1-14V 23/65A	1 986 AE0 729	F 002 G10 684	
	IE310940	82.5KVA	F 002 G90 394	F 002 G90 394	K1-14V 23/55A + SAVP	1 986 AE0 718	F 002 G10 412	
	IE311336	125 KVA Engine	F 002 G90 455	F 002 G90 455	B3VP 14V 90A	1 986 AE0 718	F 002 G10 412	
	IE315175	B2075, B2070, Pro 1080XP, Pro 1080XPT, Pro 1095, Pro 1095XP, PRO 2095XP, PRO 1110, PRO 1095 XP	F 002 G90 492	F 002 G90 493	K1-28V 35A	1 986 AE0 729	F 002 G10 684	
	IE302313	E494 truck	F 002 G90 368	F 002 G90 368	K1 14V 28/75A	1 124 034 980	F 002 G10 699	
	IE322900	VE Commercial Vehicles Ltd 483	9 120 335 015	1 986 A00 472	K1 14V 75A+50CC VP	1 124 034 985	F 002 G10 684	
	Starter							
	IE302316	B1212,Pro3012,Pro3013,Pro3014,Pro3015,Pro3016,Pro1110 XP,Pro1110XPT,Skyline pro 3011,Skyline pro 3008,Skyline Pro 3009,PRO 2110,PRO 2110 XP,PRO 1110,PRO 1114 XP,PRO 2114 XP	F 002 G70 276	F 002 G70 276	HX87 M10 12V (R)	F 002 G70 024	F 002 G70 281	
	IE302799	B20.15,B2015,B2112,Pro3016,Pro3019,Skyline pro 3011,Skyline pro 3010,Skyline pro 3008,Skyline Pro 3009,Pro 5016,PRO 5016T,PRO 5025,PRO 5031,PRO 5019,PRO 5028,PRO 5035 TT,Pro 5040TT	F 002 G70 598	F 002 G70 598	HX87-M10 24V R	F 002 G20 946	F 002 G70 281	
IE310546	20.16	F 002 G70 438	F 002 G70 438	HX87 M10 TP 12V (R)	F 002 G70 024	F 002 G70 445		
IE813558	5.7L, 6 CYL E694; 3.8L, 4CYL, E494 - UD trucks	F 002 G70 685	F 002 G70 684	HX87-M10 24V R	F 002 G20 946	F 002 G70 281		
P23184560	E366,3 Cyl 2Ltr	0 001 251 519	1 986 S10 013	HXF88-M 24V	2 004 010 002	2 006 209 935		









							
Rectifier	Regulator	DEF	Bearing DEF	SREC	Bearing SREC	Pulley	Vacuum Pump
F 000 BL2 0M3	0 272 220 742	1 986 AE4 547	1 986 AE0 161	1 986 AE0 450	-	F 000 BL2 0P0	-
Stator Frame/ Pole Housing							
							
F 002 G70 342	F 002 G70 105	F 002 G70 457	F 002 G70 458	2 000 917 001	F 002 G70 021	9 003 330 317	F 002 G70 675
Rectifier							
							
9 122 337 349	F 002 G90 458	F 002 G90 205	F 002 G10 577	F 002 G90 196	F 002 G90 328	F 002 G10 401	-
9 122 337 349	F 002 G90 458	F 002 G90 204	F 002 G10 577	F 002 G90 195	F 002 G11 723	F 002 G10 401	-
Rectifier							
							
F 00M 133 285	1 986 AE0 299	F 002 G90 037	1 986 AE0 156	F 002 G90 036	-	F 002 G91 641	-
1 986 AE0 216	1 986 AE0 195	F 002 G90 205	F 002 G10 577	F 002 G90 265	F 002 G11 723	F 002 G91 605	-
9 122 337 349	F 002 G90 102	F 002 G90 204	F 002 G11 722	1 125 884 949	F 002 G90 328	F 002 G10 401	F 002 G10 467
9 122 337 349	F 002 G90 102	F 002 G90 204	F 002 G11 722	F 002 G90 412	F 002 G90 328	F 002 G91 724	F 002 G10 467
1 986 AE0 216	1 986 AE0 195	F 002 G91 445	F 002 G11 722	F 002 G90 265	F 002 G11 723	F 002 G90 494	-
9 122 337 349	F 002 G90 210	F 002 G90 204	F 002 G11 722	F 002 G90 194	F 002 G11 723	F 002 G91 605	-
F 002 G90 173	F 002 G90 458	F 002 G91 445	F 002 G11 722	F 002 G90 414	F 002 G11 723	F 002 G90 494	F 002 G10 467
Stator Frame/ Pole Housing							
							
F 002 G70 360	F 002 G70 036	F 002 G70 278	1 986 SE3 962	2 000 917 001	F 002 G70 439	9 003 330 317	F 002 G20 727
F 002 G70 338	F 002 G70 334	F 002 G70 601	F 002 G70 602	1 000 301 011	F 002 G70 439	9 003 330 317	F 002 G70 675
F 002 G70 362	1 986 SE3 947	F 002 G70 442	F 002 G70 443	2 000 917 001	F 002 G70 439	9 003 330 317	F 002 G20 727
F 002 G70 338	F 002 G70 334	F 002 G70 601	F 002 G70 602	1 000 301 011	F 002 G70 439	9 003 330 317	F 002 G70 675
2 005 200 004	0 399 D57 073	1 986 SE3 641	1 986 SE3 639	0 399 C54 167	2 005 857 074	9 003 330 317	0 399 D52 103

3-Wheelers

Brand Name	Vehicle Manufacture's Reference No.	Application	OE Part No. Reference	Bosch Part No.	Type										
						Armature	ORC	Stator Frame/ Pole Housing	Brush Holder	Solenoid Switch	DEF	Bearing DEF	CEC	Bearing CEC	EGT
Starter															
API Motors	400-054-63	3 W with GL 400 Engines	F 000 CD0 301	F 000 CD0 301	DFB - 12V, 0.7KW	F 002 G20 781	F 002 G20 780	F 002 G20 784	F 000 CD1 104	F 002 G70 424	F 002 G70 297	F 002 G20 777	F 002 G70 298	F 002 G21 997	-
Atul Auto	400-054-63	3 W with GL 400 Engines	F 000 CD0 301	F 000 CD0 301	DFB - 12V, 0.7KW	F 002 G20 781	F 002 G20 780	F 002 G20 784	F 000 CD1 104	F 002 G70 424	F 002 G70 297	F 002 G20 777	F 002 G70 298	F 002 G21 997	-
Bajaj Auto	BG351602	Bajaj RE Cargo	F 000 CD0 305	F 000 CD0 305	DEF 78 - 12V, 0.7KW	F 002 G20 781	F 002 G20 780	F 002 G20 784	F 000 CD1 104	F 002 G20 776	F 002 G70 283	F 002 G20 777	F 002 G20 951	F 002 G21 997	-
Goel Tempo	400-054-63	3 W with GL 400 Engines	F 000 CD0 301	F 000 CD0 301	DFB - 12V, 0.7KW	F 002 G20 781	F 002 G20 780	F 002 G20 784	F 000 CD1 104	F 002 G70 424	F 002 G70 297	F 002 G20 777	F 002 G70 298	F 002 G21 997	-
Greaves Cotton	075-154-22	3W, 510 CC Eng	F 002 G20 986	F 002 G20 986	RF70 - 12V, 0.7KW	F 002 G70 210	F 002 G20 990	F 002 G20 845	F 002 G20 840	F 002 G20 884	F 002 G20 988	1 000 917 010	F 002 G70 181	1 000 301 091	F 002 G70 318
JS Auto	400-054-63	3 W with GL 400 Engines	F 000 CD0 301	F 000 CD0 301	DFB - 12V, 0.7KW	F 002 G20 781	F 002 G20 780	F 002 G20 784	F 000 CD1 104	F 002 G70 424	F 002 G70 297	F 002 G20 777	F 002 G70 298	F 002 G21 997	-
Kerala Auto-mobiles	400-054-63	3 W with GL 400 Engines	F 000 CD0 301	F 000 CD0 301	DFB - 12V, 0.7KW	F 002 G20 781	F 002 G20 780	F 002 G20 784	F 000 CD1 104	F 002 G70 424	F 002 G70 297	F 002 G20 777	F 002 G70 298	F 002 G21 997	-
Kranthi Nandhi Auto	400-054-63	3 W with GL 400 Engines	F 000 CD0 301	F 000 CD0 301	DFB - 12V, 0.7KW	F 002 G20 781	F 002 G20 780	F 002 G20 784	F 000 CD1 104	F 002 G70 424	F 002 G70 297	F 002 G20 777	F 002 G70 298	F 002 G21 997	-
Kuruk shetra Auto	400-054-63	3 W with GL 400 Engines	F 000 CD0 301	F 000 CD0 301	DFB - 12V, 0.7KW	F 002 G20 781	F 002 G20 780	F 002 G20 784	F 000 CD1 104	F 002 G70 424	F 002 G70 297	F 002 G20 777	F 002 G70 298	F 002 G21 997	-
Mahindra	0307CAL00211N	Alpha	F 000 CD0 302	F 000 CD0 302	DEF 78 - 12V, 0.7KW	F 002 G20 781	F 002 G20 780	F 002 G20 784	F 000 CD1 104	F 002 G20 776	F 002 G20 778	F 002 G20 777	F 002 G20 794	F 002 G21 997	-
	0307CAL00311N	Champion	F 000 CD0 304	F 000 CD0 304	DEF 78 - 12V, 0.7KW	F 002 G20 781	F 002 G20 780	F 002 G70 004	F 000 CD1 104	F 002 G20 902	F 002 G20 903	F 002 G20 777	F 002 G20 794	F 002 G21 997	-
Piaggio Vehicles Pvt.Ltd	-	510 cc Engine (Ape Minitruck) & JS 3Wheeler	F 002 G70 132	F 002 G70 132	R70 - 12V, 1.0KW	F 002 G70 210	F 002 G20 990	F 002 G20 845	F 002 G20 840	F 002 G20 884	F 002 G70 133	0 399 C74 534	F 002 G70 181	1 000 301 091	F 002 G70 318
	400-054-63	3 W with GL 400 Engines	F 000 CD0 301	F 000 CD0 301	DFB - 12V, 0.7KW	F 002 G20 781	F 002 G20 780	F 002 G20 784	F 000 CD1 104	F 002 G70 424	F 002 G70 297	F 002 G20 777	F 002 G70 298	F 002 G21 997	-
Possible Auto	400-054-63	3 W with GL 400 Engines	F 000 CD0 301	F 000 CD0 301	DFB - 12V, 0.7KW	F 002 G20 781	F 002 G20 780	F 002 G20 784	F 000 CD1 104	F 002 G70 424	F 002 G70 297	F 002 G20 777	F 002 G70 298	F 002 G21 997	-
Vikram Auto	400-054-63	3 W with GL 400 Engines	F 000 CD0 301	F 000 CD0 301	DFB - 12V, 0.7KW	F 002 G20 781	F 002 G20 780	F 002 G20 784	F 000 CD1 104	F 002 G70 424	F 002 G70 297	F 002 G20 777	F 002 G70 298	F 002 G21 997	-
Piaggio Vehicles Pvt.Ltd	Alternator														
	B012227	BNA	F 000 BL0 126	F 000 BL0 126	B 1-70	F 000 BL1 115	F 000 BL1 120	F 000 BL1 791	0 272 220 732	F 000 BL1 788	F 002 G10 577	1 986 AE4 740	1 986 AE3 225	F 000 BL1 0LH	-

Tractors

Brand Name	Vehicle Manufacture's Reference No.	Application	OE Part No. Reference	Bosch Part No.	Type			
						Armature	ORC	
Agri King	Starter							
	2H30201000	KOEL Engine	F 002 G20 993	F 002 G20 993	DE114L 12V (R)	F 002 G20 323	F 002 G20 278	
	Alternator							
Case New Holland	48047951	Tractor	F 002 G90 511	F 002 G90 528	K1-14V 23/55A	F 002 G90 208	F 002 G10 699	
	48047952	Tractor	F 002 G90 504	F 002 G90 505	K1 14V 28/90A WITH SAVP	F 002 G90 208	F 002 G10 699	
	Starter							
	5802070261	4 Cyl, 3.9 Ltr Tractor application	F 002 G70 691	F 002 G70 693	HX87 M10 12V R	F 002 G70 024	F 002 G70 445	
	Starter							
	2531598	Eicher 290/298	9 000 033 007	9 000 033 007	IF (R) 12V 2.7kW	F 002 G20 323	F 002 G20 278	
	1461060	Eicher Valtra Tractors - 6100	F 002 G20 068	F 002 G20 068	IF (R) 12V 2.7kW	F 002 G20 652	F 002 G70 496	
	Alternator							
	Eicher Tractors	1389269	24HP Tractor Model (sealed)	F 002 G10 133	F 002 G10 133	K1 (R) 14V 23/65A	F 002 G90 130	F 002 G10 705
		1461060	30HP & 35HP Models	F 002 G10 007	F 002 G10 007	K1 (R) 14V 23/55A	F 002 G90 130	F 002 G10 705
93101078		Valtra 61HP (Sealed Valtra), Valmet Tractor	F 002 G10 140	F 002 G10 140	K1 (-) 14V 11/23A	F 002 G90 130	F 002 G10 705	
93194000		Tractor Models with Simpsons S324 Engines	F 002 G10 416	F 002 G10 416	K1 (-) 14V 23/65A	F 002 G90 130	F 002 G10 705	
D10019250		Tractor	F 002 G90 267	F 002 G90 267	K1 14V 28/75A	F 002 G90 149	F 002 G10 533	
D10157550		Power Trac Applications	F 002 G90 257	F 002 G90 257	G1S2-14V 45A	F 002 G90 149	F 002 G10 533	
Starter								
Escorts	D10104190	Tractor P4	F 002 G70 054	F 002 G70 054	DE114L 12V (R)	F 002 G20 323	F 002 G20 278	
	Alternator							
International Tractors	-	Simpons S4 Engine	F 002 G10 510	F 002 G10 510	K1 (R) 14V 20/45A+VP	F 002 G90 136	F 002 G10 413	
	EP410001	Sonalika 3, 4 Cyl. Engines (Sealed) 60HP	F 002 G10 358	F 002 G10 358	K1 (-) 14V 16/35A	F 002 G90 129	F 002 G10 702	
	Starter							
	EP410022	ITL 6201 (4 Cyl. Engine)	F 002 G20 062	F 002 G20 062	IF (R) 12V 2.7kW	F 002 G20 652	F 002 G70 496	

							
Stator Frame/ Pole Housing	Brush Holder	Solenoid Switch	DEF	Bearing DEF	CEC	Bearing CEC	EGT
F 002 G20 982	F 002 G20 084	F 002 G20 849	2 005 835 650	2 000 301 019	F 002 G70 329	2 000 301 043	-
Rectifier							
F 002 G90 170	1 986 AE0 195	F 002 G90 506	F 002 G11 722	F 001 G91 863	F 002 G11 723	1 986 AE0 168	-
F 002 G90 170	F 002 G90 210	F 002 G90 506	F 002 G11 722	F 001 G91 863	F 002 G11 723	F 002 G90 508	-
Stator Frame/ Pole Housing							
F 002 G70 360	F 002 G70 036	F 002 G70 026	F 002 G70 654	2 000 917 001	F 002 G70 439	9 003 330 317	F 002 G70 675
Stator Frame/ Pole Housing							
F 002 G70 406	F 002 G20 084	F 002 G20 833	9 001 035 819	2 000 301 019	F 002 G20 455	2 000 301 043	-
F 002 G20 450	F 002 G70 402	F 002 G20 833	F 002 G20 069	2 000 301 000	F 002 G20 455	2 000 301 043	-
Rectifier							
F 002 G10 505	F 002 G90 277	F 002 G10 019	F 002 G11 722	F 002 G91 325	F 002 G90 328	F 002 G10 134	-
F 002 G10 505	F 002 G90 277	F 002 G10 019	F 002 G11 722	F 002 G91 325	F 002 G11 723	F 002 G10 064	-
F 002 G90 171	F 002 G90 277	F 002 G10 141	F 002 G11 722	F 002 G91 326	F 002 G11 723	F 002 G10 142	-
F 002 G90 171	F 002 G90 502	F 002 G10 361	F 002 G11 722	F 002 G91 326	F 002 G11 723	F 002 G10 417	-
1 986 AE0 398	1 986 AE0 985	1 986 AE4 727	F 002 G11 722	1 986 AE4 739	F 002 G90 315	F 002 G91 703	-
1 986 AE0 398	1 986 AE0 985	1 986 AE4 727	F 002 G11 722	1 986 AE4 739	F 002 G90 315	F 002 G91 437	-
Stator Frame/ Pole Housing							
F 002 G20 982	F 002 G20 084	F 002 G20 833	F 002 G70 053	2 000 301 019	F 002 G70 052	2 000 301 043	-
Rectifier							
F 002 G90 170	F 002 G90 100	F 002 G91 336	F 002 G11 722	F 002 G90 044	F 002 G11 723	F 002 G10 108	F 002 G10 568
F 002 G90 165	F 002 G90 115	F 002 G91 343	F 002 G11 722	F 002 G11 518	F 002 G11 723	F 002 G11 515	-
Stator Frame/ Pole Housing							
F 002 G20 981	F 002 G20 084	F 002 G20 833	F 002 G70 000	2 000 301 000	F 002 G20 459	2 000 301 043	-

































Tractors

Brand Name	Vehicle Manufacture's Reference No.	Application	OE Part No. Reference	Bosch Part No.	Type										
						Armature	ORC	Stator Frame/ Pole Housing	Brush Holder	Solenoid Switch	DEF	Bearing DEF	CEC	Bearing CEC	EGT
Starter															
	RE533976	L & T - John Deere Tractor-2.9 Ltr	F 002 G20 658	F 002 G20 658	RF78-M45 12V (R)	F 002 G70 220	F 002 G20 677	F 002 G20 691	F 002 G20 750	1 986 SE1 515	F 002 G20 683	F 002 G20 511	1 986 SE3 707	1 000 301 056	F 002 G20 610
	RE548063	John Deere : Harvester application	F 002 G70 488	F 002 G70 488	HX87	F 002 G70 024	F 002 G70 029	F 002 G70 495	1 986 SE3 947	F 002 G70 492	F 002 G70 494	2 000 917 001	F 002 G70 489	9 003 330 317	F 002 G20 727
	RE557904	John Deere : Tractor Application	F 002 G70 300	F 002 G70 300	RF78 M45 WP 12V (R)	F 002 G70 220	F 002 G20 677	F 002 G70 821	F 002 G70 305	1 986 SE1 515	1 986 SE1 514	F 002 G20 511	1 986 SE1 012	1 000 301 056	F 002 G20 610
Alternator															
	-	5103 / 5203, 35 & 42HP Tractors	0 124 110 007	0 124 110 007	GCB1 (>) 14V 22/43A	F 002 G10 797	F 002 G10 090	F 002 G10 228	F 002 G90 096	F 002 G11 256	F 002 G10 518	F 002 G11 257	F 002 G10 565	1 986 AE0 451	-
	RE234714	Tractors	0 124 110 008	0 124 110 008	GCM1 14V 22/43A	F 002 G10 797	F 002 G10 090	F 002 G10 602	F 002 G90 086	F 002 G11 256	F 002 G10 518	F 002 G11 257	F 002 G10 565	1 986 AE0 451	-
	RE570030	Harvester W70	F 002 G90 461	F 002 G90 461	B3VP 14V 90A	F 002 G90 234	F 002 G10 684	F 002 G90 173	F 002 G90 458	F 002 G90 205	F 002 G11 722	F 002 G90 265	F 002 G11 723	F 002 G91 727	-
	SJ14155	Tractors	F 000 BL0 688	F 000 BL0 688	B 3 (>) 14V 55/110A	F 000 BL1 072	F 000 BL1 071	F 000 BL1 0D8	0 272 220 731	F 000 BL1 383	F 002 G10 577	F 000 BL1 324	1 986 AE3 225	F 000 BL1 0GJ	-
	SJ14155	Tractors	F 000 BL0 6CM	F 000 BL0 6FK	C 3-110 14V	F 000 BL1 1JZ	F 000 BL1 11Z	F 000 BL1 16R	0 272 220 731	F 000 BL1 19G	1 986 AE0 156	F 000 BL1 15T	-	F 000 BL1 0GJ	-
	SJ25076	John Deere : UTAI 35 hp	0 124 110 009	0 124 110 009	GCM1 14V 22/43A	F 002 G10 797	F 002 G10 090	F 002 G10 602	F 002 G90 086	F 002 G11 256	F 002 G10 518	F 002 G11 257	F 002 G10 565	F 002 G91 750	-
	SJ27432	Hood Visibility program - Tractor	F 000 BL0 140	F 000 BL0 142	C1-70 14V	F 000 BL1 115	F 000 BL1 120	F 000 BL1 2E8	0 272 220 731	F 000 BL1 2E5	1 986 AE0 156	F 002 G90 288	1 986 AE3 225	F 000 BL1 0GJ	-
	SJ30778	Unx program	F 002 G90 514	F 002 G90 516	K1-14V 23/55A	F 002 G90 523	F 002 G90 524	F 002 G90 518	F 002 G90 525	F 002 G90 517	F 002 G10 577	F 002 G90 522	1 986 AE3 225	1 986 AE0 402	-
	SJ33958	Tractor	6 033 GB4 022	1 986 A00 488	C0 50A 14V	F 002 G90 523	F 002 G90 524	1 986 AE0 203	F 002 G90 525	1 986 SE3 646	F 002 G10 577	9 121 335 981	F 000 BL0 488	1 986 AE0 402	-
Alternator															
	-	Arjun Tractor, FES Tractors All Models (Semi Sealed)	F 002 G10 309	F 002 G10 309	K1 (R) 14V 11/23A	1 986 AE0 702	F 002 G10 702	F 002 G90 165	F 002 G90 115	F 002 G90 207	F 002 G11 722	F 002 G11 518	F 002 G11 723	F 002 G10 121	-
Starter															
	E007703348D91	Compact tractor 1.8L 3Cyl and 2.6L,4CYL Diesel	F 002 G70 633	F 002 G70 633	R78 M45 WP 12V R	F 002 G70 220	F 002 G70 079	F 002 G70 821	1 986 SE3 649	1 986 SE3 648	1 986 SE3 647	2 000 301 036	1 986 SE1 012	1 000 301 056	F 002 G20 608
Alternator															
	47807035	Tractor Application K1 14V 90A	F 002 G90 464	F 002 G90 464	K1 14V 28/75A	F 002 G90 234	F 002 G10 684	F 002 G90 172	F 002 G90 100	F 002 G91 601	F 002 G11 722	F 002 G91 330	-	F 002 G91 714	-
	84492368	Tractor Application	F 002 G90 338	F 002 G90 338	K1 14V 28/90A WITH SAVP	F 002 G90 149	F 002 G10 533	F 002 G90 346	F 002 G90 099	F 002 G91 577	F 002 G11 722	1 986 AE4 739	F 002 G90 315	F 002 G91 566	-
Starter															
	87470949	75HP Tractors	F 002 G20 814	F 002 G20 814	DE114L 12V R	F 002 G70 819	F 002 G20 279	F 002 G70 396	F 002 G20 092	F 002 G20 877	F 002 G70 395	2 000 301 019	F 002 G70 523	2 000 301 043	-


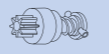





Tractors

Brand Name	Vehicle Manufacture's Reference No.	Application	OE Part No. Reference	Bosch Part No.	Type											
						Rotor	Stator	Rectifier	Regulator	DEF	Bearing DEF	SREC	Bearing SREC	Pulley	Vacuum Pump	
Swaraj Tractor	Alternator															
	DE005551	Simpson, Perkins 1000 Series Engines	F 002 G10 131	F 002 G10 131	K1 (R) 14V 23/65A+VP	F 002 G90 133	F 002 G10 711	1 986 AE0 215	F 002 G90 100	F 002 G91 345	F 002 G11 722	F 002 G91 332	F 002 G11 723	9 121 036 614	-	
Tafe Tractors	Starter															
	93813034	TMTL 485 Tractor Air cooled - 3 Cyl, 2.943 Ltr	F 002 G70 627	F 002 G70 627	R78 L40 WP TP 12V R	F 002 G70 597	F 002 G70 583	F 002 G70 822	F 002 G70 580	F 002 G70 591	F 002 G70 616	2 000 301 036	F 002 G70 581	1 000 301 056	F 002 G70 584	
	2824P00901	SJV 326 2.6 Ltr/3Cyl, MF2600T4F Tractors	F 002 G70 370	F 002 G70 370	HX87 M10 12V	F 002 G70 024	F 002 G20 724	F 002 G70 360	F 002 G70 036	F 002 G70 373	F 002 G70 375	2 000 917 001	F 002 G70 371	9 003 330 317	F 002 G20 727	
	Alternator															
	-	TAFE 1035 / 1045 & all models (sealed)	F 002 G10 219	F 002 G10 219	K1 (-) 14V 20/45A	F 002 G90 130	F 002 G10 705	F 002 G90 163	F 002 G90 277	F 002 G10 023	F 002 G11 722	F 002 G91 326	F 002 G11 723	F 002 G10 028	-	
-	Tafe Motors and Tractors Limited : 1751 Genset application	F 002 G90 371	F 002 G90 371	14V 75A+50CC VP	F 002 G90 134	F 002 G90 187	F 002 G90 173	F 002 G90 102	F 002 G11 882	F 002 G11 722	F 002 G90 053	F 002 G11 723	F 002 G90 372	F 002 G90 222		





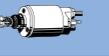















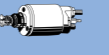













Genset and others

Brand Name	Vehicle Manufacture's Reference No.	Application	OE Part No. Reference	Bosch Part No.	Type			
						Armature	ORC	
Starter								
Ashok Leyland	FH001000	Back Hoe	F 002 G70 156	F 002 G70 156	HX87-M10 12V R	F 002 G70 024	F 002 G20 724	
	FH001100	6 Cyl, 5.759 Ltr Wheel Loader	F 002 G70 353	F 002 G70 353	HX87 M10 TP 24V R	F 002 G20 946	1 986 SE3 957	
Alternator								
Case New Holland								
							Rotor	Stator
	FZT01200	Back Hoe Application	F 002 G90 364	F 002 G90 364	G1S2-14V 35A	F 002 G90 133	F 002 G10 413	
Starter								
Continental Engines								
							Armature	ORC
	EN40 36 AB	VEGE Motors - 3 & 4W Genset, Vehicles with 1 Cyl , 188 Engine	F 002 G20 947	F 002 G20 947	RF70M25 12V	F 002 G70 210	1 986 SE3 807	
Alternator								
JCB								
							Rotor	Stator
	320/08680	OFF HIGHWAY VEH	F 000 BL0 444	F 000 BL0 444	NBL - 12V, 90A	F 000 BL1 282	F 000 BL1 025	
	320/8915	S E F Engine OFF HIGHWAY APPLICATION	F 000 BL0 6BW	F 000 BL0 6EM	C 3-105 14V	F 000 BL1 16D	F 000 BL1 11Z	
Starter								
	320/09661	JCB 3DX Backhoe, Earthmover - Dieselmax 444, 4.4L/4.8L 4 Cyl	F 002 G70 022	F 002 G70 022	HX87-M10 12V	F 002 G70 024	F 002 G70 029	
Alternator								
Kirloskar								
							Rotor	Stator
		04.367.01.0.00	Kirloskar HA Series Engines, Industrial Application	F 002 G10 001	F 002 G10 001	K1 (R) 14V 23/55A	F 002 G90 208	F 002 G10 699
		3H31501000	RV, RB & HA series engines)	F 002 G90 038	F 002 G90 038	K1-14V 16/35A	F 002 G90 129	F 002 G10 702
		4H.11BB.01.0.00	Kirloskar - Stationary Engine - JCB	F 002 G10 784	F 002 G10 784	K1 (-) 14V 40A+VP	F 002 G90 133	F 002 G10 413
		4H.1706.01.0.00	JCB , Kirloskar Eng HA 6	F 002 G90 233	F 002 G90 233	KCVp-14V 90A	F 002 G90 234	F 002 G10 684
		F6.531.01.0.00	SL90	F 002 G10 793	F 002 G10 793	K1 (-) 14V 23/65A	F 002 G90 131	F 002 G10 453
	F6.639.04.0.00	SL 90 Stationary Engine	F 002 G10 965	F 002 G10 965	K1 (-) 14V 40A+VP	F 002 G90 131	F 002 G10 453	
	T4.104.01.0.PR	Kirloskar Oil Engines Ltd - 4R810 Application	F 002 G90 445	F 002 G90 445	G1S2-14V 45A	F 002 G90 132	F 002 G10 708	

							
Stator Frame/ Pole Housing	Brush Holder	Solenoid Switch	DEF	Bearing DEF	CEC	Bearing CEC	EGT
F 002 G70 363	1 986 SE3 947	F 002 G70 161	F 002 G70 162	2 000 917 001	F 002 G70 408	9 003 330 317	F 002 G70 675
F 002 G70 339	F 002 G70 105	F 002 G70 411	F 002 G70 162	2 000 917 001	F 002 G70 408	9 003 330 317	F 002 G70 675
							
Rectifier	Regulator	DEF	Bearing DEF	SREC	Bearing SREC	Pulley	Vacuum Pump
F 002 G90 173	F 002 G90 100	F 002 G91 601	F 002 G11 722	F 002 G91 330	F 002 G11 723	F 002 G11 192	-
Starter							
							
Stator Frame/ Pole Housing	Brush Holder	Solenoid Switch	DEF	Bearing DEF	CEC	Bearing CEC	EGT
F 002 G20 845	F 002 G20 840	F 002 G20 747	F 002 G20 948	1 000 917 007	F 002 G70 181	1 000 301 091	F 002 G70 318
							
Rectifier	Regulator	DEF	Bearing DEF	SREC	Bearing SREC	Pulley	Vacuum Pump
F 000 BL2 091	0 272 220 733	F 000 BL2 085	1 986 AE4 551	F 000 BL2 088	1 986 AE3 225	F 000 BL2 096	-
F 000 BL1 2D6	0 272 220 733	F 000 BL1 2D3	1 986 AE0 161	F 000 BL1 2D4	F 000 BL1 023	F 000 BL2 096	-
Starter							
							
Stator Frame/ Pole Housing	Brush Holder	Solenoid Switch	DEF	Bearing DEF	CEC	Bearing CEC	EGT
F 002 G70 363	1 986 SE3 947	1 986 SE3 811	F 002 G70 027	2 000 917 001	F 002 G70 371	9 003 330 317	F 002 G20 727
							
Rectifier	Regulator	DEF	Bearing DEF	SREC	Bearing SREC	Pulley	Vacuum Pump
1 986 AE0 215	F 002 G90 100	F 002 G91 343	F 002 G11 722	F 002 G91 333	F 002 G11 723	-	-
F 002 G90 162	F 00M 405 217	F 002 G91 343	F 002 G10 577	F 002 G91 331	F 002 G11 723	-	-
F 002 G90 173	F 002 G90 101	F 002 G10 465	F 002 G11 722	F 002 G90 058	F 002 G11 723	-	-
F 002 G90 172	F 002 G90 101	F 002 G10 465	F 002 G11 722	F 002 G90 058	F 002 G11 723	-	-
F 002 G10 652	F 002 G90 356	F 002 G91 022	F 002 G11 722	F 002 G91 330	F 002 G11 723	-	-
F 002 G90 180	F 002 G90 356	F 002 G91 022	F 002 G11 722	F 002 G91 330	F 002 G11 723	-	-
F 002 G90 170	F 002 G90 115	F 002 G91 739	1 900 905 376	F 002 G90 052	9 121 030 900	-	-

Genset and others

Brand Name	Vehicle Manufacture's Reference No.	Application	OE Part No. Reference	Bosch Part No.	Type		
						Armature	ORC
Starter							
Kirloskar	6H.675.01.0.00	6R1080 Engines	F 002 G20 590	F 002 G20 590	DE114X20 12V R	F 002 G70 529	F 002 G70 497
	CC1.193.01.0PR	PUG (AMW) - 4 Wheeler, Chota Chilli Kirloskar Genset	F 002 G20 830	F 002 G20 830	RF70 M25 12V (L) 1.1kW	F 002 G70 210	F 002 G20 844
	04.677.01.0.00	Kirloskar - HA2 (exp), HA 949 (dom+exp) engine	F 002 G20 571	F 002 G20 571	DE114L 12V 2,7KW (R)	F 002 G20 323	F 002 G20 278
	06.033.01.0.00	HA 694	F 002 G20 585	F 002 G20 585	DE114X 12V R	F 002 G70 529	F 002 G70 497
	2H.301.01.0.00	4R / 6R Series Gen Set	F 002 G20 551	F 002 G20 551	DE114L 12V 2,7KW (R)	F 002 G20 323	F 002 G20 278
	P15.2201505.0.PR	Kirloskar Power Tiller (1 cylinder)	F 002 G70 656	F 002 G70 655	RF78 M45 WP 12V (R)	F 002 G70 220	F 002 G20 677
Alternator							
Lombardini	0011573910	Stationary Engine	F 002 G90 078	F 002 G90 078	HX87-M10 12V	F 002 G90 149	F 002 G10 533
	175.1157.498.02.0	POLARIS	F 000 BL0 6CW	F 000 BL0 6EX	B3 14V 110A	F 000 BL1 1JZ	F 000 BL1 11Z
	Starter						
Lombardini	221.5840.266.8	LIPL 15 LD 441 Engine	F 002 G20 868	F 002 G20 868	RF70M25 12V (L)	F 002 G70 210	F 002 G20 870
	5840.2180	stationary Engine (Genset, Road Roller, Pump etc)	F 002 G70 382	F 002 G70 382	R74 M50 12V L	1 004 011 096	F 002 G70 387
	0058402240	Stationery Engine(Genset)	F 002 G70 047	F 002 G70 047	R74E25 12V (R)	F 002 G70 084	F 002 G70 050
MHEPL	0306DAV00410N	MaxxForce Engine used in Genset Application	F 002 G70 205	F 002 G70 205	HX87 M10 12V R	F 002 G70 024	F 002 G70 029
Mitsubishi Heavy Industries	30N6600500	MHI VST L SERIES	F 002 G70 291	1 986 S00 531	RF70 L25 12V (R)	1 986 SE3 948	F 002 G70 295
	31N6600900	MHI VST SL series Diesel Engine - OFF HIGHWAY	F 002 G70 287	1 986 S00 532	RF70 L25 12V (R)	1 986 SE3 948	F 002 G70 290
	31N66-01200	MHI VST SL Series	F 002 G70 676	F 002 G70 706	RF70 M25 12V (L)	1 986 SE3 948	F 002 G70 290
Piaggio Vehicles Pvt.Ltd	B011745	PVPL BTC (Turbo charger)	F 002 G70 111	F 002 G70 111	RF74 E25 12V (L)	F 002 G70 216	F 002 G70 067
Alternator							
Tata Motors	2540 1540 0110	MCV 697	F 002 G90 467	F 002 G90 467	K1-14V 28/90A	1 986 AE0 703	F 002 G10 655
Tata Cummins	5319525	6BTA Engine	F 002 G90 395	F 002 G90 395	K1 - 14V 23/55A	1 986 AE0 710	F 002 G10 723
VM Motor	38522321F	VMM Sweeper	F 002 G10 862	F 002 G10 862	K1 (-) 28V 45A	F 002 G90 146	1 986 AE1 154
	38522322F	Fork lift	0 124 220 012	0 124 220 012	GCM2 14V 33/70A	F 002 G10 891	F 002 G90 236

							
Stator Frame/ Pole Housing	Brush Holder	Solenoid Switch	DEF	Bearing DEF	CEC	Bearing CEC	EGT
2 005 004 221	2 004 336 268	F 002 G20 848	F 002 G20 591	2 000 301 000	F 002 G20 461	2 000 301 043	-
F 002 G20 845	F 002 G20 840	F 002 G20 747	F 002 G20 842	0 399 C74 534	F 002 G70 181	1 000 301 091	F 002 G70 318
F 002 G20 566	F 002 G70 402	F 002 G20 866	F 002 G20 564	2 000 301 019	F 002 G20 457	2 000 301 043	-
2 005 004 221	2 004 336 268	F 002 G20 866	F 002 G20 586	2 000 301 000	F 002 G20 461	2 000 301 043	-
F 002 G70 404	F 002 G70 402	F 002 G20 849	2 005 835 648	2 000 301 019	F 002 G20 457	2 000 301 043	-
F 002 G70 821	F 002 G70 305	1 986 SE1 515	1 986 SE1 514	F 002 G20 511	1 986 SE1 012	1 000 301 056	F 002 G20 610
							
1 986 AE0 398	F 002 G90 099	F 002 G91 306	F 002 G90 314	F 002 G90 030	F 002 G90 315	F 002 G91 303	-
F 000 BL1 17P	0 272 220 731	F 000 BL1 12F	F 002 G10 577	F 000 BL1 15K	F 000 BL1 023	F 000 BL1 0CF	-
							
F 002 G20 845	F 002 G20 840	F 002 G20 980	F 002 G20 869	F 002 G20 511	F 002 G70 181	1 000 301 091	F 002 G70 318
1 005 001 342	1 004 336 577	F 002 G70 384	F 002 G70 385	2 000 301 036	1 005 851 151	1 000 301 056	1 006 200 219
F 002 G70 399	F 002 G20 657	F 002 G70 049	1 986 SE3 765	0 399 C74 576	F 002 G70 187	1 000 301 056	F 002 G70 624
F 002 G70 359	F 002 G70 036	F 002 G70 209	F 002 G70 027	2 000 917 001	F 002 G70 371	9 003 330 317	F 002 G70 675
1 005 001 354	1 004 336 531	F 002 G70 292	F 002 G70 293	0 399 C74 005	F 002 G20 514	1 000 301 091	F 002 G20 612
1 005 001 354	1 004 336 531	F 002 G70 292	F 002 G70 289	F 002 G20 511	F 002 G20 514	1 000 301 091	F 002 G20 612
1 005 001 354	1 004 336 531	F 002 G70 678	F 002 G70 679	F 002 G20 511	F 002 G20 514	1 000 301 091	F 002 G20 612
F 002 G70 115	1 004 336 650	F 002 G20 980	F 002 G70 065	F 002 G20 511	F 002 G70 391	1 000 301 056	F 002 G70 114
							
F 002 G10 652	F 002 G90 356	F 002 G91 343	F 002 G11 722	F 002 G91 328	F 002 G90 328	9 121 036 614	-
F 002 G90 178	F 002 G90 356	F 002 G91 644	1 986 AE0 161	F 002 G91 330	F 002 G10 521	F 002 G91 704	-
F 002 G90 172	F 002 G90 102	F 002 G90 202	F 002 G11 722	F 002 G90 191	F 002 G11 723	F 002 G10 909	F 002 G10 467
F 002 G10 602	F 002 G90 084	F 002 G91 192	1 986 AE0 156	F 002 G91 190	F 002 G10 565	F 002 G91 219	-

Successor list

SNR10 Predecessor	Index Predecessor	SNR 13 Predecessor	Material Description	SNR 10 Successor	Index Successor	SNR 13 Successor
0 001 197 013	4AV	0 001 197 013-4AV	Starter	F 002 GC0 058	4AV	F 002 GC0 058-4AV
0 272 220 733	80C	0 272 220 733-80C	EL Field Regulator	0 272 220 733	80D	0 272 220 733-80D
0 399 D70 028	4AV	0 399 D70 028-4AV	Armature	F 002 G70 212	4AV	F 002 G70 212-4AV
0 399 D76 001	4AV	0 399 D76 001-4AV	Armature	F 002 G70 210	4AV	F 002 G70 210-4AV
0 399 D76 001	BMK	0 399 D76 001-BMK	Armature	F 002 G70 210	BMK	F 002 G70 210-BMK
1 001 328 057	4AV	1 001 328 057-4AV	Bearing Pedestal	1 001 328 057	4EC	1 001 328 057-4EC
1 001 933 111	4AV	1 001 933 111-4AV	Fork Lever	1 001 933 111	4EC	1 001 933 111-4EC
1 001 933 600	4AV	1 001 933 600-4AV	Fork Lever	1 001 933 600	4EC	1 001 933 600-4EC
1 004 011 085	4AV	1 004 011 085-4AV	Armature	F 002 G70 085	4AV	F 002 G70 085-4AV
1 004 011 085	BMK	1 004 011 085-BMK	Armature	F 002 G70 085	BMK	F 002 G70 085-BMK
1 004 011 087	BMK	1 004 011 087-BMK	Armature	1 986 SE1 769	879	1 986 SE1 769-879
1 004 011 212	4AV	1 004 011 212-4AV	Armature	F 002 G70 212	4AV	F 002 G70 212-4AV
1 004 011 317	4AV	1 004 011 317-4AV	Armature	1 986 AE4 562	4AV	1 986 AE4 562-4AV
1 004 336 423	4AV	1 004 336 423-4AV	Brush Holder	2 004 336 217	4AV	2 004 336 217-4AV
1 006 200 316	4AV	1 006 200 316-4AV	Planetary Gear Train	1 006 200 316	4EC	1 006 200 316-4EC
1 006 209 796	4AV	1 006 209 796-4AV	Overrunning-Clutch Drive	F 002 G70 549	4AV	F 002 G70 549-4AV
1 006 212 015	4AV	1 006 212 015-4AV	Overrunning-Clutch Drive	F 002 GC1 059	4AV	F 002 GC1 059-4AV
1 120 210 001	4AV	1 120 210 001-4AV	O-Ring	1 120 210 001	4EC	1 120 210 001-4EC
1 197 311 213	80C	1 197 311 213-80C	EL Field Regulator	1 987 237 077	CE1	1 987 237 077-CE1
1 197 311 214	80C	1 197 311 214-80C	EL Field Regulator	1 987 237 076	CE1	1 987 237 076-CE1
1 197 311 223	80C	1 197 311 223-80C	EL Field Regulator	1 987 237 076	CE1	1 987 237 076-CE1
1 197 311 242	80C	1 197 311 242-80C	EL Field Regulator	1 987 237 075	CE1	1 987 237 075-CE1
1 197 311 533	80C	1 197 311 533-80C	EL Field Regulator	1 987 237 079	CE1	1 987 237 079-CE1
1 197 311 548	80C	1 197 311 548-80C	EL Field Regulator	1 987 237 076	CE1	1 987 237 076-CE1
1 986 A00 473	4AV	1 986 A00 473-4AV	Alternator	1 986 A01 219	FZC	1 986 A01 219-FZC
1 986 SE3 673	4AV	1 986 SE3 673-4AV	Armature	1 986 SE3 802	4AV	1 986 SE3 802-4AV
2 339 402 350	80C	2 339 402 350-80C	Solenoid Switch	1 986 SE3 694	4S8	1 986 SE3 694-4S8
6 033 AC0 105	4EC	6 033 AC0 105-4EC	groove ball bearing	2 000 917 001	4EC	2 000 917 001-4EC
6 033 GC8 080	4EC	6 033 GC8 080-4EC	Rotor	6 033 GC8 080	4AV	6 033 GC8 080-4AV
9 000 033 001	4AV	9 000 033 001-4AV	Starter	F 002 G70 465	4AV	F 002 G70 465-4AV
9 491 140 200	4AV	9 491 140 200-4AV	O-Ring	9 491 140 200	4EC	9 491 140 200-4EC
F 000 BLO 4CU	4AV	F 000 BLO 4CU-4AV	Alternator	1 986 A01 066	WGP	1 986 A01 066-WGP
F 000 BLO 603	BML	F 000 BLO 603-BML	Alternator	1 986 A01 069	CMT	1 986 A01 069-CMT
F 000 BLO 615	BML	F 000 BLO 615-BML	Alternator	1 986 A01 070	CMT	1 986 A01 070-CMT
F 000 BLO 652	BML	F 000 BLO 652-BML	Alternator	1 986 A01 072	WGP	1 986 A01 072-WGP
F 000 BLO 6A0	BML	F 000 BLO 6A0-BML	Alternator	1 986 A01 073	CMT	1 986 A01 073-CMT
F 000 BLO 6ZB	BML	F 000 BLO 6ZB-BML	Alternator	1 986 A01 070	CMT	1 986 A01 070-CMT
F 000 BL1 023	4AV	F 000 BL1 023-4AV	groove ball bearing	F 000 BL1 023	4EC	F 000 BL1 023-4EC
F 000 BL1 025	80C	F 000 BL1 025-80C	Stator	1 986 AE1 109	879	1 986 AE1 109-879
F 000 BL1 126	4EC	F 000 BL1 126-4EC	Protective Cap	F 000 BL1 126	4AV	F 000 BL1 126-4AV
F 000 BL1 217	4EC	F 000 BL1 217-4EC	groove ball bearing	F 002 G10 577	4EC	F 002 G10 577-4EC
F 000 BL2 0C9	4AV	F 000 BL2 0C9-4AV	Rotor	F 000 BL2 0R1	4AV	F 000 BL2 0R1-4AV
F 002 G10 033	4AV	F 002 G10 033-4AV	Alternator	F 002 G90 338	4AV	F 002 G90 338-4AV
F 002 G10 172	4AV	F 002 G10 172-4AV	Rectifier	F 002 G90 158	4AV	F 002 G90 158-4AV
F 002 G10 177	4AV	F 002 G10 177-4AV	Rectifier	F 002 G90 162	4AV	F 002 G90 162-4AV
F 002 G10 260	4AV	F 002 G10 260-4AV	Rectifier	F 002 G90 164	4AV	F 002 G90 164-4AV
F 002 G10 478	4AV	F 002 G10 478-4AV	Rectifier	F 002 G90 170	4AV	F 002 G90 170-4AV
F 002 G10 573	4AV	F 002 G10 573-4AV	Rectifier	F 002 G90 172	4AV	F 002 G90 172-4AV
F 002 G10 575	4AV	F 002 G10 575-4AV	Rectifier	F 002 G90 173	4AV	F 002 G90 173-4AV
F 002 G10 575	BMK	F 002 G10 575-BMK	Rectifier	F 002 G90 173	BMK	F 002 G90 173-BMK
F 002 G10 652	4AV	F 002 G10 652-4AV	Rectifier	F 002 G90 174	4AV	F 002 G90 174-4AV
F 002 G10 862	BML	F 002 G10 862-BML	Alternator	1 986 A01 097	CMT	1 986 A01 097-CMT
F 002 G10 992	4AV	F 002 G10 992-4AV	Rectifier	F 002 G90 262	4AV	F 002 G90 262-4AV
F 002 G11 531	4EC	F 002 G11 531-4EC	Rotor	F 002 G11 531	4AV	F 002 G11 531-4AV

Successor list

SNR10 Predecessor	Index Predecessor	SNR 13 Predecessor	Material Description	SNR 10 Successor	Index Successor	SNR 13 Successor
F 002 G20 089	4EC	F 002 G20 089-4EC	Carbon-Brush Set	F 002 H51 054	4AV	F 002 H51 054-4AV
F 002 G20 179	4EC	F 002 G20 179-4EC	Excitation Winding	F 002 G20 179	4AV	F 002 G20 179-4AV
F 002 G20 485	4AV	F 002 G20 485-4AV	Starter	1 986 S00 561	4AV	1 986 S00 561-4AV
F 002 G20 709	4AV	F 002 G20 709-4AV	Overrunning-Clutch Drive	F 002 G20 709	80C	F 002 G20 709-80C
F 002 G20 720	4AV	F 002 G20 720-4AV	Starter	F 002 G70 092	4AV	F 002 G70 092-4AV
F 002 G20 783	4AV	F 002 G20 783-4AV	Armature	F 002 G20 781	4AV	F 002 G20 781-4AV
F 002 G20 814	4AV	F 002 G20 814-4AV	Starter	1 986 S10 011	4AV	1 986 S10 011-4AV
F 002 G70 110	4AV	F 002 G70 110-4AV	Pole housing	F 002 G70 339	4AV	F 002 G70 339-4AV
F 002 G70 394	4AV	F 002 G70 394-4AV	Planetary Gear Train	1 006 200 633	4AV	1 006 200 633-4AV
F 002 G70 521	4AV	F 002 G70 521-4AV	Fork Lever	F 002 G70 521	4EC	F 002 G70 521-4EC
F 002 G70 575	4AV	F 002 G70 575-4AV	Planetary Gear Train	F 002 G70 675	4AV	F 002 G70 675-4AV
F 002 G90 041	4AV	F 002 G90 041-4AV	Rectifier	F 002 G90 261	4AV	F 002 G90 261-4AV
F 002 G90 042	4AV	F 002 G90 042-4AV	Slip-Ring End Shield	F 002 G90 413	4AV	F 002 G90 413-4AV
F 002 G90 135	4AV	F 002 G90 135-4AV	Rotor	1 986 AE0 720	4AV	1 986 AE0 720-4AV
F 002 G90 139	4AV	F 002 G90 139-4AV	Rotor	1 986 AE0 718	4AV	1 986 AE0 718-4AV
F 002 G90 141	4AV	F 002 G90 141-4AV	Rotor	1 124 034 985	4AV	1 124 034 985-4AV
F 002 G90 142	4AV	F 002 G90 142-4AV	Rotor	1 986 AE0 710	4AV	1 986 AE0 710-4AV
F 002 G90 177	4AV	F 002 G90 177-4AV	Rectifier	F 002 G90 174	4AV	F 002 G90 174-4AV
F 002 G90 234	4AV	F 002 G90 234-4AV	Rotor	1 986 AE0 729	4AV	1 986 AE0 729-4AV
F 002 G90 452	80C	F 002 G90 452-80C	Alternator	F 002 G90 452	BML	F 002 G90 452-BML
F 002 G90 525	4AV	F 002 G90 525-4AV	EL Field Regulator	1 986 AE0 988	4AV	1 986 AE0 988-4AV
F 00M 133 339	4AV	F 00M 133 339-4AV	Rectifier	F 002 G90 405	4AV	F 002 G90 405-4AV
F 00M 136 447	80C	F 00M 136 447-80C	Slip-Ring End Shield	1 986 AE4 642	879	1 986 AE4 642-879
F 00M 346 122	80C	F 00M 346 122-80C	EL Field Regulator	1 986 AE0 051	42B	1 986 AE0 051-42B
F 00M 991 303	80C	F 00M 991 303-80C	Pulley	1 986 AE0 418	741	1 986 AE0 418-741
0 124 655 008	480	0 124 655 008-480	Alternator	1 986 A01 033	CMT	1 986 A01 033-CMT
0 124 655 008	850	0 124 655 008-850	Alternator	1 986 A01 033	CMT	1 986 A01 033-CMT
0 124 655 008	BGN	0 124 655 008-BGN	Alternator	1 986 A01 033	CMT	1 986 A01 033-CMT
0 124 655 008	FZC	0 124 655 008-FZC	Alternator	1 986 A01 033	CMT	1 986 A01 033-CMT
0 124 655 009	480	0 124 655 009-480	Alternator	1 986 A00 969	FZC	1 986 A00 969-FZC
0 124 655 009	850	0 124 655 009-850	Alternator	1 986 A00 969	FZC	1 986 A00 969-FZC
0 124 655 009	BGN	0 124 655 009-BGN	Alternator	1 986 A00 969	FZC	1 986 A00 969-FZC
0 124 655 009	FZC	0 124 655 009-FZC	Alternator	1 986 A00 969	FZC	1 986 A00 969-FZC
0 124 555 008	480	0 124 555 008-480	Alternator	1 986 A00 916	WGP	1 986 A00 916-WGP
0 124 555 008	741	0 124 555 008-741	Alternator	1 986 A00 916	WGP	1 986 A00 916-WGP
0 124 555 008	850	0 124 555 008-850	Alternator	1 986 A00 916	WGP	1 986 A00 916-WGP
0 124 555 008	B15	0 124 555 008-B15	Alternator	1 986 A00 916	WGP	1 986 A00 916-WGP
0 124 555 008	BGN	0 124 555 008-BGN	Alternator	1 986 A00 916	WGP	1 986 A00 916-WGP
0 124 555 008	FZC	0 124 555 008-FZC	Alternator	1 986 A00 916	WGP	1 986 A00 916-WGP
0 124 555 008	HFD	0 124 555 008-HFD	Alternator	1 986 A00 916	WGP	1 986 A00 916-WGP
0 124 555 009	480	0 124 555 009-480	Alternator	1 986 A00 917	FZC	1 986 A00 917-FZC
0 124 555 009	741	0 124 555 009-741	Alternator	1 986 A00 917	WGP	1 986 A00 917-WGP
0 124 555 009	850	0 124 555 009-850	Alternator	1 986 A00 917	FZC	1 986 A00 917-FZC
0 124 555 009	851	0 124 555 009-851	Alternator	1 986 A00 917	FZC	1 986 A00 917-FZC
0 124 555 009	B15	0 124 555 009-B15	Alternator	1 986 A00 917	WGP	1 986 A00 917-WGP
0 124 555 009	BGN	0 124 555 009-BGN	Alternator	1 986 A00 917	FZC	1 986 A00 917-FZC
0 124 555 009	FZC	0 124 555 009-FZC	Alternator	1 986 A00 917	FZC	1 986 A00 917-FZC
0 124 325 001	480	0 124 325 001-480	Alternator	1 986 A00 778	CMT	1 986 A00 778-CMT
0 124 325 001	850	0 124 325 001-850	Alternator	1 986 A00 778	CMT	1 986 A00 778-CMT
0 124 325 001	BGN	0 124 325 001-BGN	Alternator	1 986 A00 778	CMT	1 986 A00 778-CMT
0 124 325 001	FZC	0 124 325 001-FZC	Alternator	1 986 A00 778	CMT	1 986 A00 778-CMT
F 002 G91 009	8BE	F 002 G91 009-8BE	Shaft Seal	F 002 G91 009	80E	F 002 G91 009-80E

Obsolete Part Numbers

SNR 13	Material Description	Remarks
0 124 110 003-4AV	Alternator	Obsolete
0 124 525 577-4AV	Alternator	Obsolete
0 272 220 770-4AV	EL Field Regulator	Obsolete
0 399 C50 266-4AV	Fork Lever	Obsolete
0 399 C50 736-4AV	Retaining snap ring	Obsolete
0 399 D51 091-4AV	Pole housing	Obsolete
0 399 D52 103-4AV	Planetary Gear Train	Obsolete
0 399 D53 106-4AV	Overrunning-Clutch Drive	Obsolete
0 399 D57 073-4AV	Brush Holder	Obsolete
1 004 011 215-4AV	Armature	Obsolete
1 004 011 316-4AV	Armature	Obsolete
1 004 339 000-4AV	Brush Holder	Obsolete
1 005 821 371-4AV	Intermediate Bearing	Obsolete
1 005 842 307-4AV	Intermediate Bearing	Obsolete
1 005 861 129-4AV	Drive bearing	Obsolete
1 005 861 131-4AV	Drive bearing	Obsolete
1 006 209 796-4AV	Overrunning-Clutch Drive	Obsolete
1 006 212 015-4AV	Overrunning-Clutch Drive	Obsolete
1 006 485 025-4AV	Starting-Motor Pinion	Obsolete
1 006 485 026-4AV	Starting-Motor Pinion	Obsolete
1 124 034 989-4AV	Rotor	Obsolete
1 124 303 026-4AV	Slip-Ring End Shield	Obsolete
1 986 A00 185-4AV	Alternator	Obsolete
1 986 A00 186-4AV	Alternator	Obsolete
1 986 A00 473-4AV	Alternator	Obsolete
1 986 AEO 206-4AV	Rectifier	Obsolete
1 986 AEO 409-4AV	Pulley	Obsolete
1 986 AEO 719-4AV	Rotor	Obsolete
1 986 AE1 600-4AV	Protective Cap	Obsolete
1 986 AE1 632-4AV	Protective Cap	Obsolete
1 986 AE3 234-4AV	Drive bearing	Obsolete
1 986 AE4 524-4AV	Protective Cap	Obsolete
1 986 AE4 525-4AV	Protective Cap	Obsolete
1 986 S00 531-4AV	Starter	Obsolete
1 986 SE3 673-4AV	Armature	Obsolete
1 986 SE3 681-4AV	Pinion	Obsolete
1 986 SE3 773-4AV	Drive bearing	Obsolete
2 000 301 006-4EC	Sintered-Metal Bushing	Obsolete
2 004 601 012-4AV	Retaining snap ring	Obsolete
2 005 200 001-4AV	Pole housing	Obsolete
2 005 835 619-4AV	Drive bearing	Obsolete
2 005 857 071-4AV	Commutator End Shield	Obsolete
2 339 345 025-4AV	Solenoid Switch	Obsolete
2 339 388 003-4AV	Solenoid Switch	Obsolete
9 000 033 001-4AV	Starter	Obsolete
9 000 033 007-4AV	Starter	Obsolete
9 001 033 400-4EC	Countersunk-Head Screw	Obsolete
9 121 036 638-4EC	Pulley	Obsolete
9 330 031 010-4AV	Solenoid Switch	Obsolete
F 000 BLO 4CU-4AV	Alternator	Obsolete
F 000 BLO 4CV-4AV	Alternator	Obsolete
F 000 BLO 4R6-4AV	Alternator	Obsolete

Obsolete Part Numbers

SNR 13	Material Description	Remarks
F 000 BLO 6EW-4AV	Alternator	Obsolete
F 000 BLO 6FK-4AV	Alternator	Obsolete
F 000 BL1 12F-4AV	Drive bearing	Obsolete
F 000 BL1 14V-4AV	Drive bearing	Obsolete
F 000 BL1 16R-4AV	Rectifier	Obsolete
F 000 BL1 17P-4AV	Rectifier	Obsolete
F 000 BL1 18Z-4AV	Drive bearing	Obsolete
F 000 BL1 217-4EC	groove ball bearing	Obsolete
F 000 BL1 2BG-4AV	Rotor	Obsolete
F 000 BL1 2BJ-4AV	Rectifier	Obsolete
F 000 BL1 2BK-4AV	Drive bearing	Obsolete
F 000 BL1 2D9-4AV	Drive bearing	Obsolete
F 000 BL1 2E3-4AV	Rectifier	Obsolete
F 000 BL1 2E5-4AV	Drive bearing	Obsolete
F 000 BL1 2E9-4AV	Drive bearing	Obsolete
F 000 BL1 564-4AV	Rotor	Obsolete
F 000 BL2 0C9-4AV	Rotor	Obsolete
F 000 BL2 0E4-4AV	Connector	Obsolete
F 000 BL2 0F4-4AV	Protective Cap	Obsolete
F 002 G10 140-4AV	Alternator	Obsolete
F 002 G10 176-4AV	Rectifier	Obsolete
F 002 G10 359-4AV	Alternator	Obsolete
F 002 G10 623-4AV	Rectifier	Obsolete
F 002 G10 663-4AV	Rectifier	Obsolete
F 002 G10 681-4AV	Stator	Obsolete
F 002 G10 694-4AV	Alternator	Obsolete
F 002 G10 976-4AV	Connector	Obsolete
F 002 G10 992-4AV	Rectifier	Obsolete
F 002 G11 308-4EC	Pulley	Obsolete
F 002 G20 089-4EC	Carbon-Brush Set	Obsolete
F 002 G20 414-4AV	Pole housing	Obsolete
F 002 G20 417-4EC	Brush Holder	Obsolete
F 002 G20 449-4AV	Starter	Obsolete
F 002 G20 534-4AV	Overrunning-Clutch Drive	Obsolete
F 002 G20 625-4EC	Carbon Brush	Obsolete
F 002 G20 756-4AV	Drive bearing	Obsolete
F 002 G20 839-4AV	Solenoid Switch	Obsolete
F 002 G20 882-4AV	Starter	Obsolete
F 002 G21 504-4EC	Bushing	Obsolete
F 002 G21 541-4EC	Parts Set	Obsolete
F 002 G70 054-4AV	Starter	Obsolete
F 002 G70 110-4AV	Pole housing	Obsolete
F 002 G70 111-4AV	Starter	Obsolete
F 002 G70 289-4AV	Drive bearing	Obsolete
F 002 G70 293-4AV	Drive bearing	Obsolete
F 002 G70 334-4AV	Brush Holder	Obsolete
F 002 G70 367-4AV	Solenoid Switch	Obsolete
F 002 G70 449-4AV	Pole housing	Obsolete
F 002 G70 558-4AV	Solenoid Switch	Obsolete
F 002 G70 580-4AV	Brush Holder	Obsolete
F 002 G70 679-4AV	Drive bearing	Obsolete
F 002 G70 693-4AV	Starter	Obsolete
F 002 G70 700-4AV	Drive bearing	Obsolete
F 002 G70 703-4AV	Solenoid Switch	Obsolete

SNR 13	Material Description	Remarks
F 002 G70 719-4AV	Armature	Obsolete
F 002 G70 829-4AV	Overrunning-Clutch Drive	Obsolete
F 002 G70 830-4AV	Drive bearing	Obsolete
F 002 G70 855-4AV	Starting Relay	Obsolete
F 002 G90 042-4AV	Slip-Ring End Shield	Obsolete
F 002 G90 141-4AV	Rotor	Obsolete
F 002 G90 145-4AV	Rotor	Obsolete
F 002 G90 160-4AV	Rectifier	Obsolete
F 002 G90 379-4AV	Rectifier	Obsolete
F 002 G90 382-4AV	Rotor	Obsolete
F 002 G90 447-4AV	EL Field Regulator	Obsolete
F 002 G90 500-4AV	Alternator	Obsolete
F 002 G90 505-4AV	Alternator	Obsolete
F 002 G90 516-4AV	Alternator	Obsolete
F 002 G90 517-4AV	Drive bearing	Obsolete
F 002 G90 518-4AV	Rectifier	Obsolete
F 002 G90 525-4AV	EL Field Regulator	Obsolete
F 002 G90 526-4AV	Protective Cap	Obsolete
F 002 G91 644-4AV	Drive bearing	Obsolete
F 002 GC1 010-4AV	Drive bearing	Obsolete
0 124 220 012-80C	Alternator	Obsolete
0 272 220 733-80C	EL Field Regulator	Obsolete
1 197 311 223-80C	EL Field Regulator	Obsolete
1 197 311 530-80C	EL Field Regulator	Obsolete
1 197 311 548-80C	EL Field Regulator	Obsolete
2 339 402 350-80C	Solenoid Switch	Obsolete
2 339 402 356-80C	Solenoid Switch	Obsolete
F 000 BL1 288-80C	Pulley	Obsolete
F 002 G20 658-80C	Starter	Obsolete
F 00M 136 447-80C	Slip-Ring End Shield	Obsolete
F 00M 991 303-80C	Pulley	Obsolete
F 002 G20 576-80E	Needle-Roller Bearing	Obsolete
1 004 011 085-BMK	Armature	Obsolete
1 004 011 087-BMK	Armature	Obsolete
F 000 BLO 6ZB-BML	Alternator	Obsolete
F 002 G20 576-BMK	Needle-Roller Bearing	Obsolete
F 002 G20 996-BMK	Starter	Obsolete



Imported Parts Range

Brand Name	Product	Bosch Part No.	Type	Vehicle Name [Int. Model Range]		
Audi	Alternator	1 986 A01 092	ALT 14V 140A (R)	A3 [8V1, 8VK] - Bosch, only as replacement for Bosch equipment		
		1 986 A01 092	ALT 14V 140A (R)	A3 [8V1, 8VK] - For Valeo unit		
		1 986 A01 373	ALT 14V 140A (R)	A3 [8VS, 8VM] Limousine (2013.05 -2016.08), Q2 [GAB, GAG], TT [FV3, FVP] Coupe, A3 [8V7, 8VE] Cabriolet (2013.10 -2016.07) - Bosch, only as replacement for Bosch equipment		
		1 986 A01 167	NCB2 (>) 14V 90/150A	A4 [8E2, B6] (2002.07 -2004.12)		
		0 124 615 009	NCB2 (>) 14V 90/150A	A4 [8E2, B6] (2002.07 -2004.12) - Actual OE part		
		1 986 A00 902	ALT 14V 140A (R)	A4 [8EC, B7]		
		1 986 A01 043	ALT 14V 150A (R)	A4 [8K2, B8] - Bosch, only as replacement for Bosch equipment		
		0 125 711 153	EL7 (>) 14V 100/150A	A5 [8F7] Cabriolet, A4 [8K2, B8] - Bosch, only as replacement for Bosch equipment		
		1 986 A00 768	ALT 14V 180A (R)	A6 [4F2, C6]		
		1 986 A00 905	ALT14V 140A (R)	Q3 [8U] (2013.08 -2015.04)		
		1 986 A00 896	ALT 14V 140A (R)	Q5 2.0 TDI quattro, A4 [8K2, B8]		
		0 125 711 149	EL7 (>) 14V 100/150A	Q5 3.0 TDI quattro		
		0 125 711 149	EL7 (>) 14V 100/150A	Q5 [8RB] - Bosch only as replacement for Bosch equipment		
		1 986 A00 768	ALT 14V 180A (R)	Q7 [4LB] Bosch only as replacement for Bosch equipment, Optional		
		1 986 A01 224		Q7 [4MB, 4MG]		
		1 986 A00 883	ALT 14V 140A (R)	TT [8J3] Coupe		
		1 986 A00 558	NCB1 (>) 14V 70/120A	TT [8N3] Coupe		
		1 986 A00 779	ALT 14V 90A (R)	TT [8N3] Coupe		
		Audi	Starter	1 986 S00 748	ST 12V 2,2kW (R)	50 TDI
				0 001 153 009	SF74-E+ 12V (L)	A3 [8V1, 8VK] - For vehicles with Start-Stop function, For vehicles with manual transmission
1 986 S00 805	ST 12V 2kW (L)			A3 [8V1, 8VK] - For vehicles without Start-Stop function, For vehicles with automatic transmission		
1 986 S01 055	ST 12V 1,5KW (L)			A3 [8VS, 8VM] Limousine (2013.05 -2016.08), A3 [8V7, 8VE] Cabriolet (2013.10 -2016.07) - For vehicles with Start-Stop function, For vehicles with automatic transmission		
1 986 S00 885	ST 12V 1,5KW (L)			A3 [8VS, 8VM] Limousine (2013.05 -2016.08), A3 [8V7, 8VE] Cabriolet (2013.10 -2016.07) - For vehicles with Start-Stop function, For vehicles with manual transmission		
1 986 S00 586	ST 12V 1,2kW (L)			A3 [8VS, 8VM] Limousine (2013.05 -2016.08), A3 [8V7, 8VE] Cabriolet (2013.10 -2016.07) - For vehicles without Start-Stop function, For vehicles with automatic transmission		
1 986 S00 882	ST 12V 1,1KW (L)			A3 [8VS, 8VM] Limousine (2013.05 -2016.08), A3 [8V7, 8VE] Cabriolet (2013.10 -2016.07) - For vehicles without Start-Stop function, For vehicles with manual transmission		
1 986 S00 670	ST 12V 1,1kW (R)			A4 [8E2, B6] (2002.07 -2004.12)		
1 986 S00 725	ST 12V 2KW (R)			A4 [8EC, B7], A6 [4F2, C6] - For vehicles with automatic transmission		
1 986 S00 814	ST 12V 2kW (R)			A4 [8EC, B7], A6 [4F2, C6] - For vehicles with manual transmission		
1 986 S00 711	ST 12V 1,7kW (R)			A4 [8K2, B8] - Bosch only as replacement for Bosch equipment		
1 986 S00 847	ST 12V 2,5KW (R)			A4 [8K2, B8] - For vehicles with Start-Stop function		
1 986 S00 776	ST 12V 1,7KW (R)			A4 [8K2, B8] - For vehicles without Start-Stop function		
0 001 172 402	SCL70-M 12V (R)			A4 [8W2, 8WC, B9]		
1 986 S01 041	ST 12V 1,7KW (R)			A4 [8W2, 8WC, B9]		
0 001 174 404	SC70-L 12V (R)			A5 [8F7] Cabriolet		
1 986 S00 704	ST 12V 1,2KW (R)			A6 [4F2, C6]		
1 986 S00 838	ST 12V 1,7kW (R)			A6 [4G, C7] (2010.11 -2012.05) - For vehicles with Start-Stop function, Bosch only as replacement for Bosch equipment		
1 986 S00 711	ST 12V 1,7kW (R)			A6 [4G, C7] (2010.11 -2012.05) - For vehicles without Start-Stop function, Bosch, only as replacement for Bosch equipment		
1 986 S00 838	ST 12V 1,7kW (R)			A6 [4G, C7] (2010.11 -2015.04) - Bosch only as replacement for Bosch equipment, For vehicles with Start-Stop function		
1 986 S00 846	ST 12V 2,5KW (R)	A7 [4G, C7] Sportback (2010.07 -2012.05), Q5 [8RB], A8 [4H, D4] - For vehicles with Start-Stop function				
1 986 S00 748	ST 12V 2,2kW (R)	A7 [4G, C7] Sportback (2010.07 -2012.05), Q5 [8RB], A8 [4H, D4] - For vehicles without Start-Stop function				
0 001 108 466	R70-L25 12V (R)	A7 [4G, C7] Sportback (2010.07 -2012.05), RS7 [4G, C7] Sportback, A6 [4G, C7] (2010.11 -2012.05), A6 [4G, C7] (2010.11 -2015.04), S6 [4G, C7], RS6 [4G, C7] Avant, A8 [4H, D4], Q7 [4LB], RS5 [8T3] Coupe, A4 [8K2, B8] - Actual OE part				

Imported Parts Range

Brand Name	Product	Bosch Part No.	Type	Vehicle Name [Int. Model Range]
Audi	Starter	1 986 S00 711	ST 12V 1,7kW (R)	A7 [4G, C7] Sportback (2010.07 -2012.05), RS7 [4G, C7] Sportback, A6 [4G, C7] (2010.11 -2015.04), S6 [4G, C7], RS6 [4G, C7] Avant, A8 [4H, D4] - For vehicles without Start-Stop function
		1 986 S00 838	ST 12V 1,7kW (R)	A7 [4G, C7] Sportback (2010.07 -2012.05), S5 [8F7] Cabriolet, S4 [8K2, B8] - For vehicles with Start-Stop function
		1 986 S00 728	ST 12V 2,2KW (R)	A8 [4E, D3], A6 [4F2, C6], A6 [4FH, C6] Allroad
		1 986 S00 698	ST 12V 1,4KW (R)	A8 [4E, D3], Q7 [4LB]
		1 986 S00 711	ST 12V 1,7kW (R)	A8 [4H, D4], RS5 [8T3] Coupe, Q7 [4LB]
		0 001 153 009	SF74-E+ 12V (L)	Q3 [8U] (2013.08 -2015.04) - For vehicles with Start-Stop function
		1 986 S00 869	ST 12V 2KW (L)	Q3 [8U] (2013.08 -2015.04) - For vehicles with Start-Stop function
		1 986 S00 805	ST 12V 2kW (L)	Q3 [8U] (2013.08 -2015.04) - For vehicles without Start-Stop function
		1 986 S00 805	ST 12V 2kW (L)	Q3 [8U] (2013.08 -2015.04) - For vehicles without Start-Stop function
		1 986 S00 804	ST 12V 2KW (L)	Q3 [8U] (2013.08 -2015.04) - For vehicles without Start-Stop function
		1 986 S00 796	ST 12V 1,7KW (R)	Q7 [4LB]
		1 986 S00 820	ST 12V 2kW (R)	Q7 [4LB]
		1 986 S10 086	ST 12V 2,3KW (R)	Q7 [4LB]
		1 986 S00 820	ST 12V 2kW (R)	Q7 [4LB] - Optional
		1 986 S00 801	ST 12V 1,7KW (L)	R8 [423], R8 [429] Spyder
		1 986 S00 791	ST 12V 1,1kW (L)	TT [8J3] Coupe
		1 986 S00 803	ST 12V 2kW (L)	TT [8J3] Coupe - For vehicles with automatic transmission
		1 986 S00 804	ST 12V 2KW (L)	TT [8J3] Coupe - For vehicles with manual transmission
		1 986 S00 785	ST 12V 1,1kW (L)	TT [8N3] Coupe
		1 986 S00 803	ST 12V 2kW (L)	TT [8N3] Coupe
1 986 S00 883	ST 12V 1,5KW (L)	TT [FV3, FVP] Coupe - For vehicles with manual transmission		
1 986 S00 791	ST 12V 1,1kW (L)	TT [FV3, FVP] Coupe - For vehicles without Start-Stop function, For vehicles with automatic transmission		
BMW	Alternator	1 986 A00 610	ALT 14V 170A (R)	1 [F 20] (2013.09 -2015.02)
		1 986 A00 574	ALT 14V 180A (R)	1 [F 20] (2013.09 -2015.02), 3 [F 30] (2012.02 -2016.03), 3 [F 34] GT (2013.06 -2015.06)
		1 986 A00 738	ALT 14V 180A (R)	1 [F 20] (2013.09 -2015.02), 3 [F 30] (2012.02 -2016.03), 3 [F 34] GT (2013.06 -2015.06)
		1 986 A00 892	ALT 14V 155A (R)	3 [E 90], 5 [E 60]
		1 986 A00 765	ALT 14V 180A (R)	3 [E 90], 5 [E 60], X 3 [E 83]
		1 986 A00 765	ALT 14V 180A (R)	3 [E 90], 5 [E 60], X 3 [E 83]
		1 986 A00 909	ALT 14V 150A (R)	3 [E 90], X 1 [E 84]
		1 986 A00 909	ALT 14V 150A (R)	3 [E 90], X 1 [E 84]
		1 986 A00 576	ALT 14V 210A (R)	5 [F 10] - For vehicles with automatic transmission
		1 986 A01 485	ALT 14V 180A (R)	X 1 [F 48]
		1 986 A01 485	ALT 14V 180A (R)	X 3 [F 25]
		1 986 A01 283	ALT 14V 170A (R)	X 5 [E 70]
		1 986 A00 576	ALT 14V 210A (R)	X 5 [F 15], 5 [F 10]
		1 986 A00 627	ALT 14V 221A (R)	X 5 [F 15], X 6 [F 16]
		1 986 S00 836	ST 12V 1,7KW (R)	1 [F 20] (2013.09 -2015.02)
		1 986 S00 863	ST 12V 2,2KW (R)	1 [F 20] (2013.09 -2015.02), 3 [F 30] (2012.02 -2016.03), 3 [F 34] GT (2013.06 -2015.06) - For vehicles with automatic transmission
		1 986 S00 864	ST 12V 2,4KW (R)	1 [F 20] (2013.09 -2015.02), 3 [F 30] (2012.02 -2016.03), 5 [F 10] - For vehicles with automatic transmission
		1 986 S00 878	ST 12V 1,4KW (R)	1 [F 20] (2013.09 -2015.02), 3 [F 30] (2012.02 -2016.03), 5 [F 10], 3 [F 34] GT (2013.06 -2015.06) - For vehicles with manual transmission
		1 986 S00 687	ST 12V 1,1kW (R)	3 [E 90], 5 [E 60], X 3 [E 83], 5 [F 10], Z 4 [E 89], 7 [F 02]
		1 986 S00 686	ST 12V 1,2kW (R)	3 [E 90], X 1 [E 84]
1 986 S00 863	ST 12V 2,2KW (R)	3 [E 90], X 1 [E 84], 3 [E 93] Cabrio, 5 [F 10], X 3 [E 83], 520 d, 7 [F 02], X 3 [F 25]		
0 001 148 015	S74-E+ 12V (R)	3 [E 93] Cabrio, 3 [E 92] Coupe		
1 986 S00 859	ST 12V 2,1kW (R)	3 [F 30] (2012.02 -2015.08), X 3 [F 25] - For vehicles with Start-Stop function		
1 986 S00 859	ST 12V 2,1kW (R)	3 [F 30] (2012.03 -2018.10) - For vehicles with automatic transmission		
0 001 170 602	SCL70-S 12V (R)	3 [F 30] (2015.07 -2018.10) - For vehicles with automatic transmission		

Imported Parts Range

Brand Name	Product	Bosch Part No.	Type	Vehicle Name [Int. Model Range]
BMW	Starter	1 986 S01 051	ST 12V 1,6KW (R)	3 [F 30] (2015.07 -2018.10) - For vehicles with manual transmission
		1 986 S00 764	ST 12V 1,8KW (R)	5 [E 60], X 5 [E 70], 7 [E 65]
		1 986 S00 859	ST 12V 2,1kW (R)	5 [F 10] - For vehicles with Start-Stop function, For vehicles with automatic transmission
		1 986 S00 687	ST 12V 1,1kW (R)	5 [F 10] - For vehicles with manual transmission
		1 986 S00 612	ST 12V kW (R)	5 [F 10], X 3 [F 25]
		1 986 S00 687	ST 12V 1,1kW (R)	5 [F 10], X 3 [F 25] - For vehicles without Start-Stop function
		0 001 179 002	SCE70-SX 12V (R)	5 [G 30] - For vehicles with manual transmission
		1 986 S00 864	ST 12V 2,4KW (R)	6 [F 06] Gran Coupe, 6 [F 12] Cabrio, 5 [F 10], 7 [F 02], X 3 [F 25], 6 [F 13] Coupe
		1 986 S00 862	ST 12V 2,2kW (R)	6 [F 13] Coupe, 6 [F 06] Gran Coupe, 6 [F 12] Cabrio, X 5 [E 70], 5 [F 07] GT, X 5 [F 15], 5 [F 10], X 6 [E 71], 7 [F 02], X 3 [F 25], X 6 [F 16]
		1 986 S00 712	ST 12V 1,7KW (R)	7 [E 65], 6 [E 63], 6 [E 64] Cabrio - For RHD vehicles
		1 986 S01 049	ST 12V 1,9KW (R)	740 Li
		1 986 S01 133	ST 12V 1,6KW (R)	X 1 [F 48] - For vehicles with automatic transmission
		1 986 S00 873	ST 12V 1,2kW (R)	X 1 [F 48] - For vehicles with manual transmission
		1 986 S00 875	ST 12V 1,9KW (R)	X 1 [F 48] - For vehicles with manual transmission
		1 986 S00 711	ST 12V 1,7kW (R)	X 5 [E 70]
		BMW Mini	Alternator	1 986 A01 485
1 986 A00 570	ALT 14V 120A (R)			Mini [R 56], Mini [R 57] Cabrio
0 125 711 078	EL7 (>) 14V 95/150A			Mini [R 56], Mini [R 57] Cabrio
0 125 711 078	EL7 (>) 14V 95/150A			Mini [R 60] Countryman
Starter	1 986 S00 875		ST 12V 1,9KW (R)	Mini [F 56] - For vehicles with manual transmission
	1 986 S01 133		ST 12V 1,6KW (R)	Mini [F 57] Cabrio, Mini [F 56], Mini [F 54] Clubman - For vehicles with automatic transmission
	1 986 S00 873		ST 12V 1,2kW (R)	Mini [F 57] Cabrio, Mini [F 56], Mini [F 54] Clubman - For vehicles with manual transmission
	1 986 S00 832		ST 12V 1,7KW (R)	Mini [R 60] Countryman
	1 986 S00 833		ST 12V 1,7kW (R)	Mini [R 60] Countryman, Mini [R 56], Mini [R 57] Cabrio - For vehicles with Start-Stop function
	1 986 S00 652		ST 12V 0,9KW (R)	Mini [R 60] Countryman, Mini [R 56], Mini [R 57] Cabrio - For vehicles without Start-Stop function
FIAT	Alternator	1 986 A00 577	ALT 14V 90A (R)	Palio [178] (2003.03 -2005.06)
		1 986 A00 577	ALT 14V 90A (R)	Palio [178] Weekend (2003.01 -2004.02), Petra 1.9 Ds
		1 986 A00 788	ALT 14V 90A (R)	Petra 1.6 i.e. 16V, Palio [178] Weekend (2002.03 -2004.02)
		1 986 A01 358	ALT 14V 120A (R)	Punto Evo [199] - For vehicles with air conditioner, For vehicles with Start-Stop function
		1 986 A00 733	ALT 14V 90A (R)	Punto Evo [199] - For vehicles with air conditioner, For vehicles without Start-Stop function
		1 986 A00 788	ALT 14V 90A (R)	Siena [178], Palio [178] (2001.07 -2004.02)
		1 986 A00 740	ALT 14V 65A (R)	Uno '98 [146] - For Marelli unit, For vehicles without air conditioner
	Starter	1 986 S00 561	SL78-M 12V (R)	Linea 1.4 i.e. 16V, Punto '03 [188], Linea 1.3 Diesel Classic, Punto 1.2D, Linea 1.2 TD, Linea [323]
		1 986 S00 940	ST 12V 1,6KW (R)	Linea [323]
		1 986 S01 020	ST 12V 0,8KW (R)	Palio [178] (2001.09 -2007.03), Siena 1.2 i.e. 8V
		1 986 S00 663	ST 12V 1,1KW (R)	Petra 1.6 i.e. 16V, Palio [178] (2001.07 -2004.02), Palio [178] Weekend (2002.03 -2004.02) - For Valeo unit
		1 986 S01 014	ST 12V 1,5KW (R)	Punto '03 [188], 500 [312]
		1 986 S00 876	ST 12V 1,4kW (R)	Punto Evo [199]
		1 986 S00 874	ST 12V 2kW (R)	Punto Evo [199] - For vehicles with Start-Stop function
1 986 S00 940	ST 12V 1,6KW (R)	Punto Evo [199] - For vehicles without Start-Stop function		
Land Rover Group	Alternator	1 986 A00 640	ALT 14V 180A (R)	Evoque [LV,L538]
		1 986 A01 053	ALT 14V 180A (L)	Evoque [LV,L538], Discovery Sport [LC,L550]
		1 986 A00 674	ALT 14V 150A (R)	Freelander 2 [LF]
		1 986 A00 675	ALT 14V 180A (R)	Freelander 2 [LF], For vehicles with heated windshield
	Starter	1 986 S00 626		Evoque [LV,L538], Discovery Sport [LC,L550] - For vehicles with automatic transmission, For vehicles without Start-Stop function
		1 986 S00 626		Freelander 2 [LF] - For vehicles with automatic transmission

Imported Parts Range

Brand Name	Product	Bosch Part No.	Type	Vehicle Name [Int. Model Range]
Maybach	Starter	1 986 S00 775	ST 12V 1,7kW (R)	240-Serie - For RHD vehicles
Mercedes-Benz	Alternator	1 986 A00 813	ALT 14V 90A (R)	124-Serie [124], For vehicles with air conditioner, Bosch, only as replacement for Bosch equipment
		1 986 A01 233		A-Klasse [177] Limousine (2018.09-->)
		1 986 A01 236		A-Klasse [177] Limousine (2018.09-->)
		1 986 A00 844	ALT 14V 120A (R)	C-Klasse [203] (2000.10 -2002.08)
		1 986 A00 862	ALT 14V 70/120A (R)	C-Klasse [203] (2002.05 -2007.02)
		1 986 A01 098	ALT 14V 180A (R)	C-Klasse [204] (2008.02 -2014.12)
		1 986 A01 281	ALT 14V 180A (R)	C-Klasse [204] (2008.09 -2014.12), C-Klasse [204] (2012.10 -2014.12), The product fitted must be identified on the vehicle or engine
		1 986 A01 047	ALT 14V 150A (R)	C-Klasse [205] - For German vehicle production
		1 986 A01 045	ALT 14V 175A (R)	C-Klasse [205] - For German vehicle production
		1 986 A01 057	ALT 14V 190A (R)	C-Klasse [205] - For German vehicle production, For vehicles with automatic transmission, 7-speed
		0 125 812 057	EL8Q-HED (>) 14V 120/190A	C-Klasse [205] - For German vehicle production, For vehicles with automatic transmission, 9-speed
		1 986 A01 041	ALT 14V 150A (R)	CLA-Klasse [117], A-Klasse [176]
		1 986 A00 856	ALT 14V 120A (R)	CLK-Klasse [209] Cabrio
		1 986 A00 952	ALT 14V 180A (R)	CLS-Klasse [219] (2006.04 -2011.08), CLS-Klasse [219] (2004.06 -2009.12)
		1 986 A00 872	ALT 14V 150A (R)	E-Klasse [207] Cabrio, SLK-Klasse [171] (2004.04 -2008.12), E-Klasse [207] Coupe
		1 986 A00 855	ALT 14V 120A (R)	E-Klasse [210]
		1 986 A00 656	ALT 14V 150A (R)	E-Klasse [210]
		1 986 A00 813	ALT 14V 90A (R)	E-Klasse [210], Bosch, only as replacement for Bosch equipment
		1 986 A00 948	ALT 14V 200A (R)	E-Klasse [211] (2002.03 -2005.03)
		1 986 A00 543	E10 (>) 14V 90/200A	E-Klasse [211] (2002.03 -2006.03) - The product fitted must be identified on the vehicle or engine
		1 986 A00 948	ALT 14V 200A (R)	E-Klasse [211] (2002.03 -2006.03) - The product fitted must be identified on the vehicle or engine
		1 986 A00 960	ALT 14V 200A (R)	E-Klasse [211] (2002.03 -2006.03) - The product fitted must be identified on the vehicle or engine
		1 986 A00 855	ALT 14V 120A (R)	E-Klasse [211] (2002.03 -2006.06)
		1 986 A00 743	ALT 14V 150A (R)	E-Klasse [211] (2002.03 -2006.06)
		1 986 A00 766	ALT 14V 180A (R)	E-Klasse [211] (2006.01 -2009.03), The product fitted must be identified on the vehicle or engine
		1 986 A00 952	ALT 14V 180A (R)	E-Klasse [211] (2006.01 -2009.03), The product fitted must be identified on the vehicle or engine
		1 986 A01 209	ALT 14V 180A (R)	E-Klasse [211] (2006.01 -2009.08), E-Klasse [211] (2005.09 -2008.12) - For Valeo unit
		1 986 A00 872	ALT 14V 150A (R)	E-Klasse [211] (2007.09 -2009.03), CLS-Klasse [219] (2004.06 -2009.12), E-Klasse [211] (2006.01 -2009.03)
		1 986 A01 281	ALT 14V 180A (R)	E-Klasse [212] (2008.12 -2014.12), E-Klasse [212] (2008.12 -2016.08) - For vehicles with Start-Stop function
		1 986 A01 209	ALT 14V 180A (R)	E-Klasse [212] (2010.12 -2013.12) - For vehicles without Start-Stop function
		1 986 A01 045	ALT 14V 175A (R)	E-Klasse [212] (2012.08 -2016.08)
		1 986 A00 965	ALT 14V 180A (R)	G-Klasse [463]
		1 986 A01 209	ALT 14V 180A (R)	GL-Klasse [164]
		1 986 A01 041	ALT 14V 150A (R)	GLA-Klasse [156], B-Klasse [246] - For German vehicle production
1 986 A01 406		GLA-Klasse [156], CLA-Klasse [117], B-Klasse [246], A-Klasse [176]		
1 986 A01 233		GLA-Klasse [247] (2020.02-->)		
1 986 A01 236		GLA-Klasse [247] (2020.02-->)		
1 986 A01 057	ALT 14V 190A (R)	GLC-Klasse [253] - For German vehicle production, For vehicles with automatic transmission, 7-speed		
0 125 812 057	EL8Q-HED (>) 14V 120/190A	GLC-Klasse [253] - For German vehicle production, For vehicles with automatic transmission, 9-speed		
1 986 A01 209	ALT 14V 180A (R)	M-Klasse [164] (2009.05 -2010.12), R-Klasse [251] (2009.05 -2010.05), R-Klasse [251] (2010.05 -2012.10), E-Klasse [212] (2008.08 -2010.11)		
1 986 A01 281	ALT 14V 180A (R)	M-Klasse [166] - For vehicles with Start-Stop function		



Imported Parts Range

Brand Name	Product	Bosch Part No.	Type	Vehicle Name [Int. Model Range]
Mercedes-Benz	Alternator	F 000 BL0 769	C 5M-80 28V	O 500
		F 000 BL0 769	C 5M-80 28V	O 500 - For vehicles without air conditioner
		1 986 A00 766	ALT 14V 180A (R)	R-Klasse [251] (2005.09 -2012.10), M-Klasse [164] (2005.09 -2011.06)
		1 986 A00 952	ALT 14V 180A (R)	R-Klasse [251] (2005.09 -2012.10), M-Klasse [164] (2005.09 -2011.06)
		1 986 A00 743	ALT 14V 150A (R)	S-Klasse [220] - For vehicles without special protection (non-armoured)
		1 986 A00 769	ALT 14V 220A (R)	S-Klasse [221] (2005.09 -2009.12), CL-Klasse [216], S-Klasse [221] (2009.01 -2012.12)
		1 986 A00 766	ALT 14V 180A (R)	S-Klasse [221] (2005.09 -2009.12), E-Klasse [211] (2007.09 -2009.03), CLS-Klasse [219] (2006.04 -2011.08), CL-Klasse [216], CLS-Klasse [219] (2004.06 -2009.12), S-Klasse [221] (2009.01 -2012.12)
		1 986 A00 766	ALT 14V 180A (R)	S-Klasse [221] (2005.09 -2009.12), R-Klasse [251] (2005.09 -2012.10), S-Klasse [221] (2009.01 -2012.12)
		1 986 A01 264	ALT 14V 220A (R)	S-Klasse [221] (2005.12 -2009.04)
		1 986 A00 743	ALT 14V 150A (R)	SL-Klasse [230]
		1 986 A00 943	ALT 14V 150A (R)	SLK-Klasse [171] (2004.04 -2010.11), C-Klasse [203] (2004.02 -2007.08)
		1 986 A00 862	ALT 14V 70/120A (R)	SLK-Klasse [171] (2007.12 -2010.11), SLK-Klasse [171] (2004.04 -2007.11)
	Starter	0 001 107 416	R70-M10 12V (R)	124-Serie [124], E-Klasse [210]
		1 986 S00 669	ST 12V 1,1kW (R)	124-Serie [124], E-Klasse [210]
		1 986 S00 214	ST 12V 1,4KW (R)	A-Klasse [177] Limousine (2018.09-->), GLA-Klasse [247] (2020.02-->)
		1 986 S00 731	ST 12V 2,2KW (R)	C-Klasse [203] (2000.07 -2003.06), E-Klasse [211] (2002.03 -2006.03), E-Klasse [124], E-Klasse [210], C-Klasse [203] (2004.01 -2007.12)
		0 001 107 416	R70-M10 12V (R)	C-Klasse [203] (2000.10 -2002.08) - For RHD vehicles
		1 986 S00 669	ST 12V 1,1kW (R)	C-Klasse [203] (2000.10 -2002.08) - For RHD vehicles
		1 986 S00 690	ST 12V 1,1kW (R)	C-Klasse [203] (2002.05 -2007.02), SLK-Klasse [171] (2007.12 -2010.11), SLK-Klasse [171] (2004.04 -2007.11)
		1 986 S00 845	ST 12V kW (R)	C-Klasse [204] (2008.09 -2014.12), C-Klasse [204] (2012.10 -2014.12), CLS-Klasse [218] SB, E-Klasse [212] (2008.12 -2014.12), E-Klasse [212] (2008.12 -2016.08) - For vehicles with Start-Stop function
		1 986 S00 934		C-Klasse [204] (2008.09 -2014.12), C-Klasse [204] (2012.10 -2014.12), CLS-Klasse [218] SB, E-Klasse [212] (2008.12 -2014.12), E-Klasse [212] (2008.12 -2016.08) - For vehicles without Start-Stop function
		1 986 S00 857	ST 12V 2kW (R)	C-Klasse [204] (2009.04 -2014.12) - For vehicles with Start-Stop function, For vehicles with automatic transmission, 7-speed
		1 986 S00 690	ST 12V 1,1kW (R)	C-Klasse [204] (2009.04 -2014.12) - For vehicles without Start-Stop function
		0 001 148 510	SL74-E+ 12V (R)	C-Klasse [205] - For vehicles with automatic transmission
0 001 147 422		SL74-L 12V (R)	C-Klasse [205] - For vehicles with automatic transmission, 7-speed	
1 986 S00 845		ST 12V kW (R)	C-Klasse [205] - For vehicles with manual transmission	
1 986 S00 856		ST 12V 2kW (R)	C-Klasse [205], E-Klasse [212] (2011.04 -2015.08), AMG GT [190] Roadster, S-Klasse [217] Cabrio, S-Klasse [222], SLK-Klasse [172] - For RHD vehicles	
1 986 S00 560		ST 12V 1,7KW (R)	C-Klasse [205], GLE-Klasse [167] - For vehicles with automatic transmission	
1 986 S00 868		ST 12V 1,7kW (L)	CLA-Klasse [117] - For Denso unit	
1 986 S00 868		ST 12V 1,7kW (L)	CLA-Klasse [117], B-Klasse [246], A-Klasse [176] - Bosch, only as replacement for Bosch equipment	
1 986 S00 696		ST 12V 1,4kW (R)	CLK-Klasse [209] Cabrio, CL-Klasse [216], C-Klasse [203] (2004.02 -2007.08) - For RHD vehicles	
1 986 S00 856		ST 12V 2kW (R)	CLS-Klasse [218] Coupe - For RHD vehicles, For vehicles with Start-Stop function	
1 986 S00 731		ST 12V 2,2KW (R)	E-Klasse [124] - Bosch, only as replacement for Bosch equipment	
1 986 S00 731		ST 12V 2,2KW (R)	E-Klasse [124] - For Valeo unit	
0 001 147 422		SL74-L 12V (R)	E-Klasse [207] Cabrio - For RHD vehicles, For vehicles with Start-Stop function	
1 986 S00 677		ST 12V 1,1kW (R)	E-Klasse [207] Cabrio, SLK-Klasse [171] (2004.04 -2008.12), CL-Klasse [216], E-Klasse [207] Coupe - For RHD vehicles	
0 001 107 416	R70-M10 12V (R)	E-Klasse [210] - Optional		
1 986 S00 669	ST 12V 1,1kW (R)	E-Klasse [210] - Optional		
1 986 S00 731	ST 12V 2,2KW (R)	E-Klasse [211] (2002.03 -2005.03) - The product fitted must be identified on the vehicle or engine		

Imported Parts Range

Brand Name	Product	Bosch Part No.	Type	Vehicle Name [Int. Model Range]
Mercedes-Benz	Starter	1 986 S00 703	ST 12V 1,4kW (R)	E-Klasse [211] (2002.03 -2006.06), S-Klasse [220]
		1 986 S00 678	ST 12V 1,1KW (R)	E-Klasse [211] (2002.03 -2006.06), S-Klasse [220], E-Klasse [211] (2007.09 -2009.03), CLS-Klasse [219] (2006.04 -2011.08), R-Klasse [251] (2005.09 -2012.10), CLS-Klasse [219] (2004.06 -2009.12), E-Klasse [211] (2006.01 -2009.03), M-Klasse [164] (2005.09 -2011.06)
		1 986 S00 678	ST 12V 1,1KW (R)	E-Klasse [211] (2006.01 -2009.03) - The product fitted must be identified on the vehicle or engine
		1 986 S00 866	ST 12V 1,8KW (R)	E-Klasse [212] (2010.12 -2013.12) - For RHD vehicles, For vehicles with Start-Stop function
		1 986 S00 775	ST 12V 1,7kW (R)	E-Klasse [212] (2010.12 -2013.12) - For RHD vehicles, For vehicles without Start-Stop function
		1 986 S00 560	ST 12V 1,7KW (R)	E-Klasse [213], GLC-Klasse [253]
		1 986 S00 856	ST 12V 2kW (R)	E-Klasse [213], S-Klasse [217] Coupe, S-Klasse [222] Maybach
		1 986 S00 779	ST 12V 1,7KW (R)	G-Klasse [463], E-Klasse [210]
		1 986 S00 868	ST 12V 1,7kW (L)	GLA-Klasse [156] - For German vehicle production, Bosch, only as replacement for Bosch equipment
		1 986 S00 868	ST 12V 1,7kW (L)	GLA-Klasse [156], CLA-Klasse [117], B-Klasse [246], A-Klasse [176]
		0 001 148 510	SL74-E+ 12V (R)	GLC-Klasse [253], GLE-Klasse [166], GLC-Klasse [253] Coupe
		1 986 S00 858	ST 12V 2KW (R)	GLS-Klasse [166] (2015.09-->), GLE-Klasse [166] - For vehicles with Start-Stop function
	1 986 S00 774	ST 12V 1,7kW (R)	M-Klasse [164] (2009.05 -2010.12), R-Klasse [251] (2009.05 -2010.05), R-Klasse [251] (2010.05 -2012.10), G-Klasse [463], GL-Klasse [164]	
	1 986 S00 845	ST 12V kW (R)	M-Klasse [166], C-Klasse [205], GLC-Klasse [253], GLE-Klasse [166], GLC-Klasse [253] Coupe	
	1 986 S00 855	ST 12V 2KW (R)	M-Klasse [166], G-Klasse [463], S-Klasse [217] Cabrio, GLS-Klasse [166] (2017.06-->), GL-Klasse [166]	
	1 986 S00 865	ST 12V 1,8kW (R)	M-Klasse [166], GLS-Klasse [166] (2015.09-->), GLE-Klasse [166], GL-Klasse [166] - For vehicles with Start-Stop function	
	1 986 S00 774	ST 12V 1,7kW (R)	M-Klasse [166], GLS-Klasse [166] (2015.09-->), GLE-Klasse [166], GL-Klasse [166] - For vehicles without Start-Stop function	
	1 986 S00 677	ST 12V 1,1kW (R)	S-Klasse [221] (2005.09 -2009.12), S-Klasse [221] (2009.01 -2012.12) - For RHD vehicles, The product fitted must be identified on the vehicle or engine	
	1 986 S00 696	ST 12V 1,4kW (R)	S-Klasse [221] (2005.09 -2009.12), SLK-Klasse [171] (2004.04 -2008.12), S-Klasse [221] (2009.01 -2012.12) - For RHD vehicles, The product fitted must be identified on the vehicle or engine	
	1 986 S00 775	ST 12V 1,7kW (R)	S-Klasse [221] (2006.07 -2011.02), E-Klasse [213], CLS-Klasse [219] (2005.05 -2009.04), CLK-Klasse [209] Cabrio, CL-Klasse [216], C-Klasse [203] (2004.02 -2007.08), E-Klasse [212] (2008.08 -2010.11), E-Klasse [211] (2006.01 -2009.08), S-Klasse [221] (2009.05 -2013.12), SLK-Klasse [171] (2004.04 -2010.11), S-Klasse [221] (2005.12 -2009.04), SL-Klasse [230], S-Klasse [222], S-Klasse [221] (2005.12 -2013.06), E-Klasse [211] (2005.09 -2008.12) - For RHD vehicles	
	1 986 S00 696	ST 12V 1,4kW (R)	S-Klasse [221] (2006.07 -2011.02), S-Klasse [221] (2005.12 -2013.06) - For RHD vehicles, Optional	
	1 986 S00 775	ST 12V 1,7kW (R)	S-Klasse [221] (2006.07 -2011.02), S-Klasse [221] (2005.12 -2013.06) - For RHD vehicles, Optional	
	0 001 147 422	SL74-L 12V (R)	S-Klasse [222]	
	1 986 S00 866	ST 12V 1,8KW (R)	S-Klasse [222] Maybach, S-Klasse [222] - For RHD vehicles	
1 986 S00 775	ST 12V 1,7kW (R)	SLK-Klasse [171] (2004.04 -2008.12) - For RHD vehicles, The product fitted must be identified on the vehicle or engine		
1 986 S00 854	ST 12V 2KW (R)	SLK-Klasse [172], CLS-Klasse [218] Coupe - For RHD vehicles, For vehicles with Start-Stop function		
Mitsubishi	Alternator	1 986 A01 187		Montero [BK/CK]
Nissan	Alternator	1 986 A00 903	ALT 14V 150A (R)	Evalia [M20M] - Bosch, only as replacement for Bosch equipment
		1 986 A00 497		MAGNITE 1.0
		1 986 A00 903	ALT 14V 150A (R)	Terrano 1.6
	F 000 BL0 407	B 3 (>) 14V 50/90A	Terrano 1.6, Terrano 1.5 D	
	1 986 A01 198	ALT 14V 90A (R)	X-Trail [T30]	
	Starter	1 986 S00 598	ST 12V 1,1KW (R)	Terrano 1.6
1 986 S00 926		ST 12V 2,2kW (R)	X-Trail [T31]	
Porsche	Alternator	1 986 A01 044	ALT 14V 150A (R)	911 [991], Boxster [981], Cayman [981C], 911 [991] Cabriolet
		1 986 A00 874	ALT 14V 150A (R)	911 [997] (2004.07 -2008.05), Cayman [987C] (2005.11 -2009.01)

Imported Parts Range

Brand Name	Product	Bosch Part No.	Type	Vehicle Name [Int. Model Range]
Porsche	Alternator	1 986 A00 879	ALT 14V 150A (R)	Boxster [987] (2006.09 -2008.08), Cayman [987C] (2005.11 -2009.01)
		1 986 A00 763	ALT 14V 150A (R)	Cayman [987C] (2010.02 -2012.12), Cayman [987C] (2009.02 -2012.12), Boxster [987] (2010.09 -2012.09), Boxster [987] (2009.02 -2012.09), 911 [997] (2008.06 -2012.09)
	Starter	1 986 S00 806	ST 12V 1,7KW (R)	911 [997] (2004.07 -2008.05), Boxster [987] (2006.09 -2008.08), Cayman [987C] (2005.11 -2009.01)
		1 986 S00 820	ST 12V 2kW (R)	Cayenne [92A]
		1 986 S00 807	ST 12V 1,9KW (R)	Cayenne [9PA] (2002.09 -2007.01)
		1 986 S00 796	ST 12V 1,7KW (R)	Cayenne [9PA] (2007.02 -2010.09), Cayenne [9PA] (2002.09 -2007.01)
		1 986 S00 816	ST 12V 2KW (R)	Cayenne [9PA] (2007.02 -2010.09), Cayenne [9PA] (2007.02 -2010.08)
		1 986 S00 817	ST 12V 2KW (R)	Cayenne [9PA] (2007.02 -2010.09), Cayenne [9PA] (2007.02 -2010.08)
		1 986 S00 837	ST 12V 1,7kW (R)	Macan [95B] - For vehicles with Start-Stop function
		1 986 S00 846	ST 12V 2,5KW (R)	Macan [95B] - For vehicles with Start-Stop function
		1 986 S00 689	ST 12V 1,1KW (R)	Macan [95B] - For vehicles without Start-Stop function
		1 986 S00 748	ST 12V 2,2kW (R)	Macan [95B] - For vehicles without Start-Stop function
		1 986 S00 840	ST 12V 2,5kW (R)	Macan [95B], Cayenne [92A]
		1 986 S00 843	ST 12V 2,5KW (R)	Panamera [970] - For vehicles with Start-Stop function
		Renault	Alternator	F 000 BL0 407
1 986 A00 903	ALT 14V 150A (R)			Duster 1.6
1 986 A01 066	ALT 14V 90A (R)			Duster 1.6
1 986 A00 899	ALT 14V 155A (R)			Fluence [L3] - For Valeo unit
1 986 A01 079	ALT 14V 125A (R)			Lodgy 1.5 dCi - Bosch, only as replacement for Bosch equipment, The product fitted must be identified on the vehicle or engine
1 986 A00 816	ALT 14V 98A (R)			Logan [KS/FS] MCV - Bosch, only as replacement for Bosch equipment, The product fitted must be identified on the vehicle or engine
1 986 A00 497				TRIBER, KIGER
Starter	1 986 S00 926		ST 12V 2,2kW (R)	Koleos [HY]
	1 986 S00 926		ST 12V 2,2kW (R)	Koleos [HY] - The product fitted must be identified on the vehicle or engine
Scania	Alternator		1 986 A00 968	ALT 28V 100A (R)
		F 04R 301 172	T1 (RL) 28V 70/140A	P-Serie
		1 986 A01 363	ALT 28V 55A (R)	P-Serie
	1 986 A00 922	ALT 28V 80A (R)	P-Serie, Special equipment	
Starter	1 986 S10 047	ST 24V 5,5KW (R)	P-Serie	
Skoda	Alternator	1 986 A00 568	ALT 14V 90A (R)	Fabia [5J2, 542] (2006.12 -2009.05)
		1 986 A00 567	ALT 14V 90A (R)	Fabia [5J2, 542] (2006.12 -2009.05)
		1 986 A00 782	ALT 14V 90A (R)	Fabia [5J2, 542] (2007.01 -2010.03), For vehicles with air conditioner
		1 986 A00 839	ALT 14V 120A (R)	Fabia [5J2, 542] (2007.02 -2010.03)
		1 986 A00 567	ALT 14V 90A (R)	Fabia [5J2, 542] (2007.02 -2010.03), For vehicles with air conditioner
		1 986 A00 624	ALT 14V 110A (R)	Fabia [5J2, 542] (2010.03 -2014.12)
		1 986 A01 453	ALT 14V 110A (R)	Fabia [5J2, 542] (2010.03 -2014.12)
		1 986 A00 907	ALT 14V 140A (R)	Fabia [5J2, 542] (2010.03 -2014.12) - For vehicles with Start-Stop function, For vehicles without trailer hitch
		1 986 A00 908	ALT 14V 140A (R)	Fabia [5J2, 542] (2010.03 -2014.12) - For vehicles without Start-Stop function
		1 986 A00 908	ALT 14V 140A (R)	Fabia [5J2, 542] (2010.03 -2014.12) - For vehicles without Start-Stop function, For vehicles with trailer hitch
		1 986 A00 613	ALT 14V 140A (R)	Kodiatq [NS], For Valeo unit
		1 986 A00 622	ALT 14V 180A (R)	Kodiatq [NS]
		1 986 A00 622	ALT 14V 180A (R)	Kodiatq [NS], Bosch, only as replacement for Bosch equipment
		1 986 A00 622	ALT 14V 180A (R)	Kodiatq [NS], For Valeo unit
		1 986 A00 902	ALT 14V 140A (R)	Laura, Superb [3T4] (2009.01 -2010.03)
	1 986 A00 772	ALT 14V 70A (R)	Octavia [1U2] (1998.03 -2010.12), Octavia [1U2] (2000.08 -2005.01)	
	1 986 A00 772	ALT 14V 70A (R)	Octavia [1U2] (1998.03 -2010.12), Octavia [1U2] (2000.08 -2005.01), Bosch, only as replacement for Bosch equipment	
	1 986 A00 772	ALT 14V 70A (R)	Octavia [1U2] (1998.03 -2010.12), Octavia [1U2] (2000.08 -2005.01), For Valeo unit	
	1 986 A00 779	ALT 14V 90A (R)	Octavia [1U2] (1998.03 -2010.12), Octavia [1U2] (2000.08 -2005.01)	
	Skoda	Starter	1 986 S00 895	ST 12V 1kW (L)
1 986 S00 895			ST 12V 1kW (L)	Fabia [5J2, 542] (2006.12 -2009.05), Rapid 1.6, Fabia [5J2, 542] (2007.01 -2010.03)
1 986 S00 799			ST 12V 1,7kW (L)	Fabia [5J2, 542] (2007.02 -2010.03)
1 986 S00 849			ST 12V 2,2KW (L)	Fabia [5J2, 542] (2010.03 -2014.12) - For vehicles with Start-Stop function
1 986 S00 870			ST 12V 2,2KW (L)	Fabia [5J2, 542] (2010.03 -2014.12) - For vehicles with Start-Stop function
1 986 S00 802			ST 12V 1,7kW (L)	Fabia [5J2, 542] (2010.03 -2014.12) - For vehicles without Start-Stop function
1 986 S00 895			ST 12V 1kW (L)	Fabia [5J2, 542] (2010.03 -2014.12) - For vehicles without Start-Stop function
1 986 S00 803			ST 12V 2kW (L)	Laura - For vehicles with automatic transmission
1 986 S00 797			ST 12V 1,7kW (L)	Laura - For vehicles with manual transmission

Imported Parts Range

Brand Name	Product	Bosch Part No.	Type	Vehicle Name [Int. Model Range]
Skoda	Alternator	1 986 A00 779	ALT 14V 90A (R)	Octavia [1U2] (1998.03 -2010.12), Octavia [1U2] (2000.08 -2005.01), Bosch, only as replacement for Bosch equipment
		1 986 A00 779	ALT 14V 90A (R)	Octavia [1U2] (1998.03 -2010.12), Octavia [1U2] (2000.08 -2005.01) , For Valeo unit
		1 986 A00 558	NCB1 (>) 14V 70/120A	Octavia [1U2] (1998.03 -2010.12), Octavia [1U5] Combi, Octavia [1U2] (2000.08 -2005.01), Octavia [1U2] (2001.11 -2009.12)
		1 986 A01 461	ALT 14V 70A (R)	Octavia [1U5] Combi, Octavia [1U2] (2001.11 -2009.12)
		1 986 A00 651	ALT 14V 90A (R)	Octavia [1U5] Combi, Octavia [1U2] (2001.11 -2009.12)
		1 986 A01 094	ALT 14V 140A (R)	Octavia [5E3] (2013.10 -2015.05) - Bosch, only as replacement for Bosch equipment
		1 986 A01 055	ALT 14V 180A (R)	Octavia [5E3] (2013.10 -2015.05) - Bosch, only as replacement for Bosch equipment
		1 986 A01 092	ALT 14V 140A (R)	Octavia [5E3] (2013.10 -2020.10)
		1 986 A01 092	ALT 14V 140A (R)	Octavia [5E3] (2013.10 -2020.10) - Bosch, only as replacement for Bosch equipment
		1 986 A01 092	ALT 14V 140A (R)	Octavia [5E3] (2013.10 -2020.10) - For Valeo unit
		1 986 A01 071	ALT 14V 110A (R)	Rapid 1.6
		1 986 A01 070	ALT 14V 110A (R)	Rapid 1.6D, Rapid 1.5 TD
		1 986 A00 654	ALT 14V 140A (R)	Superb 1.8
		1 986 A00 883	ALT 14V 140A (R)	Superb [3T4] (2008.11 -2015.05)
		1 986 A00 767	ALT 14V 180A (R)	Superb [3T4] (2008.11 -2015.05)
		1 986 A00 883	ALT 14V 140A (R)	Superb [3T4] (2009.01 -2010.03) - Optional
		1 986 A00 905	ALT14V 140A (R)	Superb [3T4] (2010.02 -2015.05) - For vehicles with Start-Stop function
		0 125 811 028	EL8 (>) 14V 110/180A	Superb [3T4] (2010.02 -2015.05) - For vehicles with Start-Stop function, Bosch, only as replacement for Bosch equipment
		1 986 A00 883	ALT 14V 140A (R)	Superb [3T4] (2010.02 -2015.05) - For vehicles without Start-Stop function
		1 986 A00 764	ALT 14V 180A (R)	Superb [3T4] (2010.02 -2015.05) - For vehicles without Start-Stop function
1 986 A00 764	ALT 14V 180A (R)	Superb [3T4] (2010.02 -2015.05) - For vehicles without Start-Stop function, For Valeo unit		
1 986 A00 841	ALT 14V 120A (R)	Superb [3U4]		
1 986 A00 841	ALT 14V 120A (R)	Superb [3U4] , Bosch, only as replacement for Bosch equipment		
0 124 615 007	NCB2 (>) 14V 90/150A	Superb [3U4] - Actual OE part		
1 986 A00 841	ALT 14V 120A (R)	Superb [3U4] - For Valeo unit		
1 986 A01 373	ALT 14V 140A (R)	Superb [3V3] (2015.05-->) , Bosch, only as replacement for Bosch equipment		
1 986 A00 797	ALT 14V 110A (R)	Yeti [5L7] (2009.11 -2017.12), Yeti [5L7] (2009.11 -2015.05)		
1 986 A01 070	ALT 14V 110A (R)	Yeti [5L7] (2009.11 -2017.12), Yeti [5L7] (2009.11 -2015.05)		
1 986 A00 905	ALT14V 140A (R)	Yeti [5L7] (2009.11 -2017.12), Yeti [5L7] (2009.11 -2015.05) , For vehicles with Start-Stop function		
1 986 A00 902	ALT 14V 140A (R)	Yeti [5L7] (2009.11 -2017.12), Yeti [5L7] (2009.11 -2015.05) , For vehicles without Start-Stop function		
1 986 A00 764	ALT 14V 180A (R)	Yeti [5L7] (2009.11 -2017.12), Yeti [5L7] (2009.11 -2015.05) Bosch only as replacement for Bosch equipment		
1 986 A00 764	ALT 14V 180A (R)	Yeti [5L7] (2009.11 -2017.12), Yeti [5L7] (2009.11 -2015.05) , For Valeo unit		

Imported Parts Range

Brand Name	Product	Bosch Part No.	Type	Vehicle Name [Int. Model Range]
Skoda	Starter	1 986 S00 785	ST 12V 1,1kW (L)	Octavia [1U2] (1998.03 -2010.12), Octavia [1U2] (2000.08 -2005.01) - For vehicles with manual transmission
		1 986 S00 786	ST 12V 1,1KW (L)	Octavia [1U2] (1998.03 -2010.12), Octavia [1U5] Combi, Octavia [1U2] (2000.08 -2005.01), Octavia [1U2] (2001.11 -2009.12) - For vehicles with automatic transmission
		1 986 S00 810	ST 12V 2kW (L)	Octavia [1U5] Combi, Octavia [1U2] (2001.11 -2009.12) - Bosch, only as replacement for Bosch equipment, For vehicles with manual transmission
		1 986 S00 809	ST 12V 2KW (L)	Octavia [1U5] Combi, Octavia [1U2] (2001.11 -2009.12) - For Valeo unit, For vehicles with automatic transmission
		1 986 S00 809	ST 12V 2KW (L)	Octavia [1U5] Combi, Octavia [1U2] (2001.11 -2009.12) - For Valeo unit, For vehicles with automatic transmission, Optional
		1 986 S00 810	ST 12V 2kW (L)	Octavia [1U5] Combi, Octavia [1U2] (2001.11 -2009.12) - For Valeo unit, For vehicles with manual transmission
		1 986 S00 809	ST 12V 2KW (L)	Octavia [1U5] Combi, Octavia [1U2] (2001.11 -2009.12) - For vehicles with automatic transmission
		1 986 S00 810	ST 12V 2kW (L)	Octavia [1U5] Combi, Octavia [1U2] (2001.11 -2009.12) - For vehicles with manual transmission
		1 986 S01 055	ST 12V 1,5KW (L)	Octavia [5E3] (2013.10 -2015.05) - For vehicles with Start-Stop function
		1 986 S00 586	ST 12V 1,2kW (L)	Octavia [5E3] (2013.10 -2015.05) - For vehicles without Start-Stop function
		1 986 S01 055	ST 12V 1,5KW (L)	Octavia [5E3] (2013.10 -2020.10) - For vehicles with automatic transmission
		1 986 S00 885	ST 12V 1,5KW (L)	Octavia [5E3] (2013.10 -2020.10) - For vehicles with manual transmission
		1 986 S00 884	ST 12V 1,5KW (L)	Octavia [5E3] (2017.09 -2017.02) - For vehicles with Start-Stop function, For vehicles with manual transmission
		1 986 S00 791	ST 12V 1,1kW (L)	Octavia [5E3] (2017.09 -2017.02) - For vehicles without Start-Stop function
		1 986 S00 883	ST 12V 1,5KW (L)	Octavia [5E3] (2017.09 -2017.02), Superb [3V3] (2015.05-->) - For vehicles with Start-Stop function, For vehicles with manual transmission
		1 986 S00 788	ST 12V 1,1KW (L)	Rapid 1.6 - For vehicles with automatic transmission
		1 986 S00 803	ST 12V 2kW (L)	Superb [3T4] (2008.11 -2015.05) - For vehicles with automatic transmission, 6-speed
		0 001 153 001	SF74-E+ 12V (L)	Superb [3T4] (2008.11 -2015.05) - For vehicles with automatic transmission, 7-speed
		1 986 S00 788	ST 12V 1,1KW (L)	Superb [3T4] (2008.11 -2015.05) - For vehicles with manual transmission
		1 986 S00 803	ST 12V 2kW (L)	Superb [3T4] (2009.01 -2010.03) - Optional
		1 986 S00 803	ST 12V 2kW (L)	Superb [3T4] (2010.02 -2015.05) - For vehicles without Start-Stop function, For vehicles with automatic transmission
		1 986 S00 804	ST 12V 2KW (L)	Superb [3T4] (2010.02 -2015.05) - For vehicles without Start-Stop function, For vehicles with manual transmission
		1 986 S00 805	ST 12V 2kW (L)	Superb [3T4] (2010.02 -2015.05), Kodiaq [NS] - For vehicles without Start-Stop function, For vehicles with automatic transmission
		0 001 153 009	SF74-E+ 12V (L)	Superb [3T4] (2010.02 -2015.05), Yeti [5L7] (2009.11 -2015.05) - For vehicles with Start-Stop function
		1 986 S01 055	ST 12V 1,5KW (L)	Superb [3V3] (2015.05-->) - For vehicles with Start-Stop function, For vehicles with automatic transmission, Bosch, only as replacement for Bosch equipment
		1 986 S00 884	ST 12V 1,5KW (L)	Superb [3V3] (2015.05-->) - For vehicles with Start-Stop function, For vehicles with manual transmission, Bosch, only as replacement for Bosch equipment
		1 986 S00 586	ST 12V 1,2kW (L)	Superb [3V3] (2015.05-->) - For vehicles without Start-Stop function, For vehicles with automatic transmission
		1 986 S00 880	ST 12V 1,1kW (L)	Superb [3V3] (2015.05-->) - For vehicles without Start-Stop function, For vehicles with manual transmission
		1 986 S00 802	ST 12V 1,7kW (L)	Yeti [5L7] (2009.11 -2015.05) - For vehicles with 5-speed manual transmission, For vehicles without Start-Stop function
		1 986 S00 804	ST 12V 2KW (L)	Yeti [5L7] (2009.11 -2015.05) - For vehicles with 6-speed manual transmission, For vehicles without Start-Stop function
		1 986 S00 805	ST 12V 2kW (L)	Yeti [5L7] (2009.11 -2017.12) - For vehicles with automatic transmission
		1 986 S00 804	ST 12V 2KW (L)	Yeti [5L7] (2009.11 -2017.12) - For vehicles with manual transmission
		Volkswagen	Alternator	1 986 A00 797
1 986 A01 070	ALT 14V 110A (R)			Ameo 1.2 (2016.06-->), Ameo 1.0 (2016.06-->), Polo 1.5 TD, Polo [6R1] (2013.09 -2014.06), Vento 1.5 TD, Vento 1.6 D, Polo 1.2D (2010.02 -2014.06), Ameo 1.5TDi

Imported Parts Range

Brand Name	Product	Bosch Part No.	Type	Vehicle Name [Int. Model Range]
Volkswagen	Alternator	1 986 A01 094	ALT 14V 140A (R)	Beetle [5C1] (2014.12 -2016.06) - Bosch, only as replacement for Bosch equipment
		1 986 A00 902	ALT 14V 140A (R)	Jetta 2.0D, Jetta [162] (2010.10 -2014.07)
		1 986 A00 894	ALT 14V 140A (R)	Jetta [162] (2012.07 -2014.07)
		1 986 A00 837	ALT 14V 120A (R)	Multivan T4 [70, 7D]
		1 986 A00 780	ALT 14V 90A (R)	Multivan T4 [70, 7D]
		1 986 A00 558	NCB1 (>) 14V 70/120A	New Beetle [1C1, 9C1]
		1 986 A00 779	ALT 14V 90A (R)	New Beetle [1C1, 9C1]
		F 000 BL0 415	B 3 (>) 14V 50/90A	POLO (2010.02-->)
		1 986 A00 654	ALT 14V 140A (R)	Passat 1.8i
		1 986 A00 902	ALT 14V 140A (R)	Passat [362] (2010.11 -2014.12) , Bosch only as replacement for Bosch equipment
		1 986 A00 902	ALT 14V 140A (R)	Passat [362] (2010.11 -2014.12) , For Valeo unit
		1 986 A00 764	ALT 14V 180A (R)	Passat [3C2] (2005.03 -2008.06)
		1 986 A00 764	ALT 14V 180A (R)	Passat [3C2] (2005.03 -2008.06) , Bosch only as replacement for Bosch equipment
		1 986 A00 764	ALT 14V 180A (R)	Passat [3C2] (2005.03 -2008.06) , For Valeo unit
		1 986 A00 797	ALT 14V 110A (R)	Passat [3C2] (2008.05 -2010.07)
		1 986 A01 070	ALT 14V 110A (R)	Passat [3C2] (2008.05 -2010.07)
		0 125 811 028	EL8 (>) 14V 110/180A	Passat [3C2] (2008.05 -2010.07), Passat [362] (2010.11 -2014.12) , For vehicles with Start-Stop function, Bosch only as replacement for Bosch equipment
		1 986 A00 764	ALT 14V 180A (R)	Passat [3C2] (2008.05 -2010.07), Passat [362] (2010.11 -2014.12) , For vehicles without Start-Stop function
		1 986 A00 764	ALT 14V 180A (R)	Passat [3C2] (2008.05 -2010.07), Passat [362] (2010.11 -2014.12) , For vehicles without Start-Stop function, Bosch only as replacement for Bosch equipment
		1 986 A00 764	ALT 14V 180A (R)	Passat [3C2] (2008.05 -2010.07), Passat [362] (2010.11 -2014.12) , For vehicles without Start-Stop function, For Valeo unit
		1 986 A00 902	ALT 14V 140A (R)	Passat [3C2] (2008.05 -2010.07), Passat [362] (2010.11 -2014.12), Passat [3C2] (2005.03 -2008.06)
		1 986 A01 453	ALT 14V 110A (R)	Polo [6R1] (2013.04 -2014.05)
		1 986 A00 907	ALT 14V 140A (R)	Polo [6R1] (2013.04 -2014.05) , For vehicles with Start-Stop function, For vehicles with trailer hitch
		1 986 A00 907	ALT 14V 140A (R)	Polo [6R1] (2013.04 -2014.05) , For vehicles with Start-Stop function, For vehicles without trailer hitch
		1 986 A00 908	ALT 14V 140A (R)	Polo [6R1] (2013.04 -2014.05) , For vehicles without Start-Stop function, For vehicles with trailer hitch
		1 986 A00 908	ALT 14V 140A (R)	Polo [6R1] (2013.04 -2014.05) , For vehicles without Start-Stop function, For vehicles without trailer hitch
		1 986 A00 905	ALT14V 140A (R)	Polo [6R1] (2013.09 -2014.06) - For vehicles with Start-Stop function
		1 986 A00 797	ALT 14V 110A (R)	Polo [6R1] (2013.09 -2014.06) - For vehicles without Start-Stop function,
		1 986 A01 070	ALT 14V 110A (R)	Polo [6R1] (2013.09 -2014.06) - For vehicles without Start-Stop function
		1 986 A00 902	ALT 14V 140A (R)	Polo [6R1] (2013.09 -2014.06) - For vehicles without Start-Stop function
		1 986 A00 902	ALT 14V 140A (R)	Polo [6R1] (2013.09 -2014.06) - For vehicles without Start-Stop function, Bosch only as replacement for Bosch equipment
		1 986 A00 902	ALT 14V 140A (R)	Polo [6R1] (2013.09 -2014.06) - For vehicles without Start-Stop function, For Valeo unit
		F 000 BL0 634	B 3 (>) 14V 55/110A	Polo [6R1] (2013.09 -2014.09)
		1 986 A00 624	ALT 14V 110A (R)	Polo [6R1] (2013.09 -2014.09)
		1 986 A01 246	BE 6E-140/150 (Evo1.2) MGD/HED	T-ROC BS6
		1 986 A01 092	ALT 14V 140A (R)	Tiguan [AD1] (2017.05 -2020.07) , Bosch only as replacement for Bosch equipment, For vehicles with emission standard Euro 4
		1 986 A01 092	ALT 14V 140A (R)	Tiguan [AD1] (2017.05 -2020.07)For Valeo unit, For vehicles with emission standard Euro 4
		1 986 A00 613	ALT 14V 140A (R)	Tiguan [AD1] (2017.05 -2020.07) , For Valeo unit, For vehicles with emission standard Euro 6
		1 986 A01 050	ALT 14V 180A (R)	Tiguan [AD1] (2017.05 -2020.07) , Bosch only as replacement for Bosch equipment, For vehicles with emission standard Euro 4
		1 986 A01 222	ALT 14V 180A (CW)	Tiguan [AD1] (2017.05 -2020.07) , Bosch only as replacement for Bosch equipment, For vehicles with emission standard Euro 6

Imported Parts Range

Brand Name	Product	Bosch Part No.	Type	Vehicle Name [Int. Model Range]
Volkswagen	Alternator	1 986 A00 622	ALT 14V 180A (R)	Tiguan [AD1] (2017.05 -2020.07) For Valeo unit, For vehicles with emission standard Euro 6
		1 986 A00 907	ALT 14V 140A (R)	VENTO BS-VI
		1 986 A00 797	ALT 14V 110A (R)	Vento 1.6 MPI (2019.04 -2019.06), Cross Polo 1.2 (2015.01-->), Polo MPI (2019.04 -2019.06), POLO (2010.02-->), Ameo BS6 Corporate Edition (2019.04-->) - Bosch unit
		1 986 A01 070	ALT 14V 110A (R)	Vento 1.6 MPI (2019.04 -2019.06), Cross Polo 1.2 (2015.01-->), Polo MPI (2019.04 -2019.06), POLO (2010.02-->), Ameo BS6 Corporate Edition (2019.04-->) - Bosch unit
		F 000 BL0 6C0	B3 (>) 14V 55/110A	Vento 1.6 i
	Starter	1 986 S01 055	ST 12V 1,5KW (L)	Beetle [5C1] (2014.12 -2016.06) - For vehicles with Start-Stop function, For vehicles with dual clutch transmission, Bosch, only as replacement for Bosch equipment
		1 986 S00 885	ST 12V 1,5KW (L)	Beetle [5C1] (2014.12 -2016.06) - For vehicles with Start-Stop function, For vehicles with manual transmission, Bosch, only as replacement for Bosch equipment
		1 986 S00 880	ST 12V 1,1kW (L)	Beetle [5C1] (2014.12 -2016.06) - For vehicles without Start-Stop function, For vehicles with dual clutch transmission, Bosch, only as replacement for Bosch equipment
		1 986 S00 586	ST 12V 1,2kW (L)	Beetle [5C1] (2014.12 -2016.06) - For vehicles without Start-Stop function, For vehicles with dual clutch transmission, For Valeo unit
		1 986 S00 882	ST 12V 1,1kW (L)	Beetle [5C1] (2014.12 -2016.06) - For vehicles without Start-Stop function, For vehicles with manual transmission
		1 986 S00 895	ST 12V 1kW (L)	Cross Polo 1.2 (2015.01-->), Vento 1.6 i
		1 986 S00 804	ST 12V 2KW (L)	Jetta [162] (2010.10 -2014.07), Passat [3C2] (2005.03 -2008.06) - For vehicles with manual transmission
		1 986 S00 805	ST 12V 2kW (L)	Jetta [162] (2010.10 -2014.07), Passat [3C2] (2008.05 -2010.07) - For vehicles with dual clutch transmission
		1 986 S00 808	ST 12V 2kW (L)	Multivan T4 [70, 7D]
		1 986 S00 812	ST 12V 2kW (L)	New Beetle [1C1, 9C1] - For vehicles with automatic transmission
		1 986 S00 785	ST 12V 1,1kW (L)	New Beetle [1C1, 9C1] - For vehicles with manual transmission
		1 986 S00 869	ST 12V 2KW (L)	Passat [362] (2010.11 -2014.12) - For vehicles with dual clutch transmission, For vehicles with Start-Stop function
		1 986 S00 805	ST 12V 2kW (L)	Passat [362] (2010.11 -2014.12) - For vehicles with dual clutch transmission, For vehicles without Start-Stop function
		0 001 153 009	SF74-E+ 12V (L)	Passat [362] (2010.11 -2014.12) - For vehicles with manual transmission, For vehicles with Start-Stop function
		1 986 S00 804	ST 12V 2KW (L)	Passat [362] (2010.11 -2014.12) - For vehicles with manual transmission, For vehicles without Start-Stop function
		1 986 S00 803	ST 12V 2kW (L)	Passat [3C2] (2005.03 -2008.06) - For vehicles with automatic transmission
		1 986 S00 804	ST 12V 2kW (L)	Passat [3C2] (2008.05 -2010.07)
		0 001 153 009	SF74-E+ 12V (L)	Passat [3C2] (2008.05 -2010.07)
		1 986 S00 803	ST 12V 2kW (L)	Passat [3C2] (2008.05 -2010.07) - For vehicles with dual clutch transmission
		1 986 S00 586	ST 12V 1,2kW (L)	Polo [6R1] (2013.04 -2014.05) , For vehicles with dual clutch transmission
1 986 S01 117	ST 12V 1,5KW (L)	Polo [6R1] (2013.04 -2014.05) , For vehicles with dual clutch transmission		
1 986 S00 895	ST 12V 1kW (L)	Polo [6R1] (2013.04 -2014.05) , For vehicles with manual transmission		
1 986 S00 851	ST 12V 1,7kW (L)	Polo [6R1] (2013.04 -2014.05)		
1 986 S00 849	ST 12V 2,2KW (L)	Polo [6R1] (2013.04 -2014.05)		
1 986 S00 870	ST 12V 2,2KW (L)	Polo [6R1] (2013.09 -2014.06), Polo [6R1] (2013.09 -2014.09) - For vehicles with Start-Stop function		
1 986 S00 802	ST 12V 1,7kW (L)	Polo [6R1] (2013.09 -2014.06), Polo [6R1] (2013.09 -2014.09) - For vehicles without Start-Stop function		
1 986 S01 055	ST 12V 1,5KW (L)	T-ROC BS6, Polo 1.8 GTI - Bosch unit		
1 986 S00 586	ST 12V 1,2kW (L)	T-ROC BS6, Polo 1.8 GTI - For Denso unit		
1 986 S00 805	ST 12V 2kW (L)	TIGUAN BS-VI 4WD		
1 986 S00 805	ST 12V 2kW (L)	TIGUAN BS-VI 4WD - For Denso unit		
1 986 S00 805	ST 12V 2kW (L)	Tiguan [AD1] (2017.05 -2020.07) - For vehicles without Start-Stop function		
1 986 S00 820	ST 12V 2kW (R)	Touareg [7LA]		
1 986 S00 824	ST 12V 2,2KW (R)	Touareg [7P5] - Bosch only as replacement for Bosch equipment		
1 986 S00 978	ST 12V 2KW (R)	Touareg [7P5] - For Denso unit		

Imported Parts Range

Brand Name	Product	Bosch Part No.	Type	Vehicle Name [Int. Model Range]
Volkswagen	Starter	1 986 S00 802	ST 12V 1,7kW (L)	Vento 1.5 TDI HIGHLINE, POLO BS-VI, Ameo BS-VI
		1 986 S00 788	ST 12V 1,1KW (L)	Vento 1.6 MPI (2019.04 -2019.06), POLO BS-VI, Vento 1.0 - Bosch unit
		1 986 S00 788	ST 12V 1,1KW (L)	Vento 1.6 MPI (2019.04 -2019.06), VENTO BS-VI, Polo MPI (2019.04 -2019.06), Ameo BS6 Corporate Edition (2019.04-->) - For vehicles with air conditioner, original equipment from Valeo
Volvo	Alternator	1 986 A01 022	ALT 28V 120A (R)	FH (2006.09 -2011.12) , The product fitted must be identified on the vehicle or engine
		1 986 A01 022	ALT 28V 120A (R)	FM (2009.05-->)
		1 986 A00 557	ALT 28V 150A	FM (2009.05-->)
		1 986 A01 034	ALT 28V 110A (R)	FM (2009.05-->), FH (2006.09 -2011.12) , The product fitted must be identified on the vehicle or engine
		1 986 A00 920	ALT 28V 80A (R)	FM (2009.05-->), FH (2006.09 -2011.12) , The product fitted must be identified on the vehicle or engine
		1 986 A00 923	ALT 28V 80A (R)	FM (2009.05-->), FH (2006.09 -2011.12) , The product fitted must be identified on the vehicle or engine
		1 986 A01 031	ALT 28V 120A (R)	FM (2013.04-->)
		1 986 A01 029	ALT 28V 150A (R)	FM (2013.04-->)
		1 986 A00 917	ALT 28V 80A (R)	FM 12
		1 986 A00 920	ALT 28V 80A (R)	FM 9
	1 986 A00 890	ALT 14V 140A (L)	S60 I [384] (2011.02 -2013.03), XC90 I [275] (2003.01 -2006.07)	
	1 986 A01 052	ALT 14V 180A (R)	S60 II [134] (2010.08 -2016.07), XC90 I [275] (2006.08 -2010.07), S80 II [124] (2006.08 -2010.07)	
	1 986 A01 054	ALT 14V 180A (R)	S60 [134] Cross Country (2015.08 -2019.07), S80 II [124] (2012.08 -2016.08), XC60 I [156] (2009.03 -2009.07), XC60 I [156] (2011.08 -2015.07), S80 II [124] (2006.03 -2009.07), XC60 I [156] (2011.08 -2012.07), S60 II [134] (2011.08 -2015.07), V60 [155] (2011.09 -2015.08)	
	1 986 A00 671	ALT 14V 156A (R)	S80 II [124] (2012.08 -2016.08), XC60 I [156] (2011.08 -2012.07), XC60 I [156] (2009.03 -2009.07), XC60 I [156] (2011.08 -2015.07), S80 II [124] (2006.03 -2009.07), S60II [134] (2011.08 -2015.07), V60 [155] (2011.09 -2015.08)	
	1 986 A01 040	ALT 14V 150A (R)	V40 [526] Cross Country	
	0 125 711 053	EL7 (>) 14V 90/175A	V40 [526] Cross Country	
	1 986 A00 953	ALT 14V 160A (L)	XC90 I [275] (2003.01 -2006.07), S60 I [384] (2011.02 -2013.03)	
	1 986 A00 895	ALT 14V 140A (L)	XC90 I [275] (2003.01 -2006.07), S80 I [184] (2001.10 -2006.07)	
	Starter	1 986 S10 100	ST 24V 6,6KW (R)	FH 12, FM 12
		1 986 S10 028	ST 24V 5,5kW (R)	FM (2006.05 -2009.07)
		1 986 S10 044	ST 24V 5,5KW (R)	FM (2006.05 -2009.07) - The product fitted must be identified on the vehicle or engine
		1 986 S10 032	ST 12V 5,5KW (R)	FM (2013.04-->), FM (2009.05-->), FH (2006.09 -2011.12)
		1 986 S10 068	ST 24V 5,5kW (R)	FM 12
		1 986 S10 044	ST 24V 5,5KW (R)	FM 9
		1 986 S00 752	ST 12V 2,2KW (R)	S60 I [384] (2011.02 -2013.03), XC90 I [275] (2003.01 -2006.07), S80 I [184] (2001.10 -2006.07)
1 986 S00 705		ST 12V 1,4KW (R)	S60 II [134] (2010.08 -2016.07), XC90 I [275] (2006.08 -2010.07), S80 II [124] (2006.08 -2010.07) -	
1 986 S01 195		ST 12V 1,7KW (R)	S60 II [134] (2013.08 -2017.07), XC60 II [246], S60 II [134] (2017.04 -2018.05), S90 II [234]	
1 986 S00 745		ST 12V 2,2KW (R)	S60 [134] Cross Country (2015.08 -2019.07)	
1 986 S00 226		ST 12V 2,2KW (R)	S60 [134] Cross Country (2015.08 -2019.07), S60 II [134] (2011.08 -2015.07)	
1 986 S00 732		ST 12V 2,2KW (R)	S60 [134] Cross Country (2015.08 -2019.07), XC90 2.0 TD D5 AWD	
1 986 S00 226		ST 12V 2,2KW (R)	S80 II [124] (2012.08 -2016.08) - For vehicles with automatic transmission, For vehicles without Start-Stop function	
1 986 S00 226		ST 12V 2,2KW (R)	S80 II [124] (2012.08 -2016.08) - For vehicles with manual transmission	
1 986 S00 226		ST 12V 2,2KW (R)	V60 [155] (2011.09 -2015.08) , For vehicles without Start-Stop function	
1 986 S00 732	ST 12V 2,2KW (R)	XC60 I [156] (2009.03 -2009.07), XC60 I [156] (2011.08 -2015.07), S80 II [124] (2012.08 -2016.08), S80 II [124] (2006.03 -2009.07), XC60 I [156] (2011.08 -2012.07), S60I [384] (2011.02 -2013.03), XC90 I [275] (2003.01 -2006.07), S80 I [184] (2001.10 -2006.07)		
1 986 S00 745	ST 12V 2,2KW (R)	XC60 I [156] (2011.08 -2015.07), S80 II [124] (2012.08 -2016.08), XC60 I [156] (2011.08 -2012.07), S60 II [134] (2011.08 -2015.07), V60 [155] (2011.09 -2015.08)		



Focus Part List

Bosch 13 Digit Part No.	Material Description	Brand Name	Segment	OE Part No. Reference	Application
F 002 G10 111-4AV	Alternator	Tata Motors	PC	F 002 G10 111	Estate 1.9 Diesel, Sierra 1.9 Turbodiesel, Sierra 1.9 Diesel
F 002 G70 085-4AV	Armature	Mahindra	PC	F 002 G70 085	BS4 ESS, TUV, Bolero
F 002 G70 022-4AV	Starter	JCB	OHV	F 002 G70 022	JCB 3DX Backhoe, Earthmover - Dieselmex 444, 4.4L/4.8L 4 Cyl
F 002 G20 391-4AV	Solenoid Switch	Eicher Motors	HCV	F 002 G20 391	B1050,B1075,B1090,Pro 1049,Pro1050,Pro1059,Pro1059X P,Pro1075 ,Pro 1080,Pro2049,Pro 1080XP,Pro 1080XPT,Pro 1090,Pro 1095,Pro 1095XP,PRO 2095XP,PRO 1110,PRO 1095 XP
F 002 G90 210-4AV	EL Field Regulator	VECV	HCV	F 002 G90 210	E494 truck
F 002 G20 403-4AV	Solenoid Switch	Mahindra	PC	F 002 G20 403	U350 BS6 - TUV Refresh
F 002 G20 777-4EC	Needle bearing	API Motors	3W	F 002 G20 777	3 W with GL 400 Engines
F 002 G70 220-4AV	Armature	Eicher Motors	HCV	F 002 G70 220	B1050,B1075,B1090,Pro 1049,Pro1050,Pro1059,Pro1059X P,Pro1075 ,Pro 1080,Pro2049,Pro 1080XP,Pro 1080XPT,Pro 1090,Pro 1095,Pro 1095XP,PRO 2095XP,PRO 1110,PRO 1095 XP
1 986 A00 486-AV	Alternator	Mahindra	CV	-	Maxximo 09D 18kW - Mini Van & Mini VX,900 cc, 2 Cylinders, 6 Speed MT,4 Stroke park ignition ,water cooled
1 986 A00 500-4AV	Alternator	Tata Motors	LCV	-	ACE CNG BS III, Ace XL 0.7D, Ace (BS III) 0.7, ACE MAGIC 0.7, ACE Magic CNG BS-IV, Ace (BS IV) 0.8, ACE CNG BS-IV
1 986 S00 561-4AV	Starter	Maruti Suzuki	PC	-	Dzire 1.2, Dzire BS IV, Swift 1.3i, Vitara Brezza 1.2, Ignis 1.3 TD, Swift 1.3 TD, Ritz 1.2 Generation I, Swift 1.3 Dzire TD, S-cross 1.2, Swift 1.3i Dzire, Baleno 1.2, SX4 1.3D, Swift BS IV, Ertiga 1.3 DDiS 200 Smart Hybrid Generation II, Ertiga 1.3 TD Generation I, Ciaz 1.3 TD
F 002 GC0 050-4AV	Starter	Hyundai	PC	F 002 GC0 050	i10 , Grand i10 , Eon
F 000 BLO 614-4AV	Alternator	Mahindra	PC	F 000 BLO 614	XUV500 2.2D, XUV500 1.9TD, XUV500 2.2D 4x4
F 000 BLO 6M9-4AV	Alternator	Mahindra	PC	F 000 BLO 60J	Quanto 1.5D
F 000 BLO 7C9-4AV	Alternator	Ashok Leyland	LCV	F 000 BLO 7C9	BOSS 913 ,BOSS 913,BOSS 1113 ,BOSS 1113,BOSS 1213
F 002 G20 618-4AV	Starter	Mahindra	PC	F 002 G20 618	Scorpio 2.2 TD
F 002 G20 962-4AV	Starter	Mahindra	PC	F 002 G20 962	Quanto 1.5D, NuvoSport 1.5TD, XUV500 1.9TD, Bolero 1.5 TD Power+, TUV300 1.5 TD Auto, TUV300 1.5 TD
F 002 G70 121-4AV	Starter	Mahindra	PC	F 002 G70 121	XUV500 2.2D, TUV300 T10 1.5 mHawk100, Quanto 1.5D, NuvoSport 1.5TD, XYLO 2.5 TD MDI, XUV500 1.9TD, XUV500 2.2 W9, TUV300 1.5 TD Auto, XYLO 2.5 TD mEagle, TUV300 1.5 TD
F 002 G70 190-4AV	Starter	Volvo Eicher	LCV	F 002 G70 190	B1050 ,B1075,B1090,Pro 1049,Pro1050,Pro1059,Pro1059X P,Pro1075 ,Pro 1080,Pro2049,Pro 1080XP,Pro 1080XPT,Pro 1090,Pro 1095,Pro 1095XP,PRO 2095XP,PRO 1110,PRO 1095 XP
F 002 G70 264-4AV	Starter	Tata Motors	HCV	F 002 G70 264	HIRA 497 CR BS-IV ABS 12V 4X2 RHD BUS,LPT407 CNG EX2/34WB, 4SPCR, BS-IV CAB W/O LB- OBDII,BLOWER,LPT407EX/34 4SPCR BS-IV CAB & LB TRUCK,LPT407EX/34WB 4SPCR-BSIV CAB & W/O LOAD BODY VEHICLE,LPT407EX2/38WB;4SP CR BS-IV;ST;CAB W/O LB- BLOWER, GBS-27, 4X2, PS.,SFC407EX/2955 PICKUP 4SPCR BS-IV CAB TRK,SFC407EX/31WB 4SP BS-IV HDLB, BLOWER, G-380,SFC407EX/31WB 4SPCR BS-IV,SFC407EX/31WB 4SPCR BS-IV CAB TRK W/O LB,SK407/31WB 4SPCR BSIV PTO TIPPER BLOWER, 4X2,207 DI CREWCAB EX.,497 SP NA ENGINE,207DI EX,497SP NA, 3150 WB, POWER SN,RX P/U 4SPNA PSBU FBLB BS2,RX P/U 4SPNA PSBU FBLB BS3,TATA 207 DI EX BHARAT STAGE II WITH REDUCED TCD,TATA 207 DI EX CREWCAB BHARAT STAGE II WITH REDUCED TCD (DOMESTIC),TATA 207 DI EX CREWCAB BHARAT STAGE III WITH REDUCED TCD (DOMESTIC),TATA MOBIA 4SPCR BSIV SC/31WB 4X2 FLB,LPO 10.2T 52WB 3L BS4 12V ABS RHD,LPO 7.5T 42WB 3L BS4 12V ABS RHD,ULTRA 10.2B 3L 125Hp 52WB BSIV,ULTRA 7.5B 497CR BS-IV 12V NON-AC ,ULTRA LPO 8.5T 42WB 3L BS4 12V ABS RHD,ULTRA LPO-10.2T/52 BS-IV ABS BRAKE NON-AC 12V RHD,ULTRA LPO-8.5T/49 BS-IV ABS BRAKE NON-AC 12V RHD,TATA XENON YODHA SC 28 BS-IV 4X2 FLATBED LOADBODY RHD,XENON 3.0L DICOR BS - III DOMESTIC,XENON COMPACT 4SPTC BSIII SC 4X2 FLB-DOM,XENON PICKUP 4SPTC BS-III SC/3150WB DOMESTIC,XENON RX PICK UP 4SPTC BS IV 4X2 WITHOUT LOADBODY,XENON RX PICK UP, 4SPTC, 3150 WB WITH FLAT LOAD BODY,XENON RXPICKUP 4SPTC BS3 SC31 4X2 WITHOUT LOADBODY,XENON YODHA 4SPCR10 BS IV CC 4X2 PS FLB,XENON YODHA BSIV CC CBC PS 4X2 RHD,XENON YODHA COMPACT 4SPTC BS-IV 4X4 PS FLB RHD,XENON YODHA ECO BSIV PS,XENON YODHA PICKUP 4SPTC BS IV MS W/O LB,XENON YODHA PICKUP 4SPTC BS IV PS 4.1RAR,XENON YODHA PICKUP 4SPTC BS IV PS W/O LB,XENON YODHA PICKUP 4SPTC BSIII PS SC FLB,XENON YODHA+PICKUP 4SPTC BS4, 4X2, G76-5/4.1, PS

Focus Part List

Bosch 13 Digit Part No.	Material Description	Brand Name	Segment	OE Part No. Reference	Application
F 002 G70 450-4AV	Starter	Tata Cummins	HCV	F 002 G70 450	Ajinkya 6BTA 5.9 Ltr, 6 Cyl Engine - Truck, Tripper
F 002 G70 578-4AV	Starter	Mahindra	LCV	F 002 G70 578	Supro Maxi Truck RFS-CBC-T2,Supro T02,Supro T02-RFS,Supro T04,Supro T04-RFS,Supro T06,Supro T06-RFS,Supro LX-8 STR,Supro VX-8 STR,Supro ZX-8 STR AC,Supro VX-5 STR ,Supro ZX-5 STR
F 002 G70 589-4AV	Starter	Mahindra	PC	F 002 G70 667	BS4 ESS, TUV, Bolero
F 002 G70 598-4AV	Starter	Volvo Eicher	HCV	F 002 G70 598	B20.15,B2015,B2112,Pro3016,Pro3019,Skyline pro 3011,Skyline pro 3010,Skyline pro 3008,Skyline Pro 3009,Pro 5016,PRO 5016T,PRO 5025,PRO 5031,PRO 5019,PRO 5028,PRO 5035 TT,Pro 5040TT
F 002 G90 264-4AV	Alternator	Volvo Eicher	HCV	F 002 G90 264	Pro 1049,Pro 1095XP
F 002 G90 303-4AV	Alternator	Tata Motors	LCV	F 002 G90 303	HIRA 497 CR BS-IV ABS 12V 4X2 RHD BUS
F 002 G20 546-4AV	Starter	Mahindra	PC	F 002 G20 546	Marshal 2.5 Diesel, Savari 2.5 Diesel, Bolero 2.5 BS III, Commander 2.1 CNG, Bolero Invader 2.5 Diesel, Bolero Invader 2.5 Diesel 4WD, Bolero XL 2.5 Diesel, Commander 2.5 Diesel, Commander 2.5 Diesel 4WD, Marshal 2.5 Diesel 4WD, Thar 2.5D 4x4, Bolero 2.5 Diesel (2007.03 -2011.09), Maxx 2.5 Diesel Pik-Up (2005), Bolero 2.5 Diesel (2000.08 -2005.04), Bolero XLS 2.5 Diesel, Commander 655 2.5 Diesel, Bolero 2.5 Diesel 4WD (2005.05 -2007.02), Hard Top 2.1 Diesel 4WD, Maxx 2.5 Diesel, Commander 2.1D 4WD Hard Top, Commander 655 2.5 Diesel 4WD, Marshal 2.1 Diesel, Thar 2.5 TD
1 986 S00 217-4AV	Starter	Mahindra	PC	0 001 109 471	Eagle AT 2.2L
F 002 G90 038-4AV	Alternator	KOEL	GENSETS	F 002 G90 038	RV,RB & HA series engines)
F 002 G90 528-4AV	Alternator	Case New Holland	Tractor	F 002 G90 511	Tractor
1 986 A00 436-4AV	Alternator	Force Motors	LCV	F 000 BV0 606	FM2,C6R, FML,BS6 CD,Route Trax,Gurkha,Kargo King,Cruiser, T3,5200
F 002 G10 609-4AV	Alternator	Mahindra	PC	F 002 G10 609	Bolero Invader 1.8i, Commander 2.1 CNG, Bolero Invader 2.5 Diesel, Bolero 2.5 Diesel 4WD (2000.08 -2005.04), Bolero Invader 2.5 Diesel 4WD, Commander 2.5 Diesel, Commander 2.5 Diesel 4WD, Thar 2.5D 4x4, Bolero 2.5 Diesel (2000.08 -2005.04), Commander 655 2.5 Diesel, Bolero Invader GLX 2.5 Diesel, Commander 650 2.5 Diesel, Bolero Invader GLX 2.5 Diesel 4WD, Hard Top 2.1 Diesel 4WD, Bolero 2.5 Diesel (2008.11 -2013.09), Commander 2.1D 4WD Hard Top, Commander 2.1D Hard Top, Commander 655 2.5 Diesel 4WD
F 002 G10 692-4AV	Alternator	Mahindra	PC	F 002 G10 692	Scorpio 2.6 CRDe
F 002 G70 092-4AV	Starter	Ashok Leyland	HCV	F 002 G70 092	4019,U-4019,FESLF
F 002 G70 007-4AV	Starter	Ashok Leyland	HCV	F 002 G70 007	3120
F 002 G70 276-4AV	Starter	Volvo Eicher	HCV	F 002 G70 276	B1212,Pro3012,Pro3013,Pro3014,Pro3015,Pro3016,Pro111 OXP,Pro1110XPT,Skyline pro 3011,Skyline pro 3008,Skyline Pro 3009,PRO 2110,PRO 2110 XP,PRO 1110,PRO 1114 XP,PRO 2114 XP
1 986 S10 011-4AV	Starter	Case New Holland	HCV	F 002 G70 653	Truck and Bus , EL474,4Cyl, 3Ltrs
1 986 S10 013-4AV	Starter	Volvo Eicher	HCV	0 001 251 519	E366,3 Cyl 2Ltr
F 000 CD0 301-4AV	Starter	Greaves Cotton	3W	F 000 CD0 301	3 W with GL 400 Engines
1 986 S01 076-4AV	Starter	Maruti Suzuki	PC	F 002 GC0 049	Celerio X 1.0 2WD,Baleno 1.2 Dual Jet VVT Smart Hybrid,Ritz 1.2 Generation II,Ignis 1.2,A-Star 1.0i 12V,Ritz 1.2 Generation I,Baleno RS,Swift 1.2i Dzire,Ignis 1.2,Swift 1.2i Dzire,Ciaz 1.4 Generation I,Ertiga 1.4 Generation I,WAGON R BS6,Baleno 1.2,S-PRESSO BS-VI,Wagon R Stingray 1.0,S-Presso 1.0,Wagon R 1.2,Celerio 1.0,Alto 1.0i,Celerio 1.0 VXi Green CNG,Baleno 1.2,Wagon R 1.0,Wagon R 1.0,
1 986 S10 020-4AV	Starter	Greaves Cotton	3W	0 001 198 012	G599W, BSVI, 1Cylinder Engine,Ape vehicle
1 986 S10 021-4AV	Starter	Tata Motors	LCV	0 001 197 018	"700CC BS6 engine- ACE Gold 750 Diesel 800CC BS6 engine - INTRA 1000 BS6 , INTRA 900 BS6 & Magic M2 BS6 "
F 002 GC0 058-4AV	Starter	Greaves Cotton	3W	F 002 GC0 059	Single Cyl, GL435A III Application, BSIV 3W (Passenger + Cargo)
1 986 A02 022-4AV	Alternator	Tata Motors	PC	F 000 BLO 6HF	Gen 2 PETROL
1 986 A02 023-4AV	Alternator	Mahindra	PC	F 000 BLO 63D	Café 2 W501 Thar, Z101 Scorpio classic
1 986 A02 025-4AV	Alternator	Mahindra	PC	F 000 BLO 63R	XUV700



Focus Part List

Bosch 13 Digit Part No.	Material Description	Brand Name	Segment	OE Part No. Reference	Application
1 986 A00 712-4AV	Alternator	Tata Cummins	LCV	F 000 BL0 8ZX	Trucks, Buses, Tillers, Tippers, Trailers - Umbrella 6.7L, Ajinkya, Athulya
F 000 BL0 6ZF-4AV	Alternator	Tata Motors	HCV	F 000 BL0 6ZG	LPT407 CNG EX2/34WB, 4SPCR, BS-IV CAB W/O LB-OBDII,BLOWER
1 986 A00 487-4AV	Alternator	Ashok Leyland	HCV	F 000 BL0 8U9	H4/H6 Engine trucks and buses models
1 986 A00 462-4AV	Alternator	Tata Motors	LCV	F 000 BL0 151	Ace Lite petrol Application
1 986 A00 489-4AV	Alternator	JCB	OHW	F 000 BL0 6GP	Backhoe & Loadall Application
1 986 A00 696-4AV	Alternator	Mahindra	PC	F 000 BL0 163	Bolero Pick-up P125/P126
F 000 BL0 444-4AV	Alternator	JCB	OHW	F 000 BL0 444	OFF HIGHWAY VEH
F 000 BL0 71P-4AV	Alternator	Tata Motors	HCV	F 000 BL0 711	LPT 1918 5L TURBOTRONN BSIV 48WB COWL BLOWER,TATA LPT 1918 5L COWL BSIV 42WB,TATA LPT 1918 5L COWL BSIV 48WB,TATA LPT 1918 5L COWL BSIV 52WB,TATA LPT 1918 5L TURBOTRONN BSIV 52WB COWL BLOWER
F 002 G20 349-4AV	ORC	Mahindra	LCV	F 002 G20 349	MDI 3200 engine
F 002 G20 780-4AV	OVERRUNNING-CLUTCH DRIVE	Bajaj Auto	3W	F 002 G20 780	3 W with GL 400 Engines
F 002 G91 009-80E	SHAFT SEAL	Mahindra	PC	F 002 G91 009	Bolero Pick up application
F 002 G10 514-4AV	ALTERNATOR	Force Motors	LCV	F 002 G10 514	Tempo Traveller Ambulance 2.4 Diesel, Tempo Traveller Minibus 2.4 Diesel, Tempo Traveller 2.4 CNG, Tempo Traveller Ambulance LWB 2.6 Diesel
9 000 033 016-4AV	STARTER	Tata Motors	LCV	9 000 033 016	Telco 3SP, 4SP 4SP & 497 EuroII Eng (407,609,709,909 Vehicles)
F 002 G70 389-4AV	PLANETARY GEAR TRAIN	M&M	LCV	F 002 G70 389	ST WINGER 4DL BS3 AC 8+D AMB WITH ABS,ST.WINGER AMB 4DLTCIC BS3 SINGLE CO-DRIV,TATA WINGER, 3200WB, FWD, 4DLTCIC-BS III,WINGER LIMITED EDITION 32WB 4DLTC BS3 12+D AC,WINGER 28 FR AMBULANCE BS4,WINGER 28 SCHOOL BUS 13 PLUS D, BSIV,WINGER 28 STANDARD 12+D BS3,WINGER 28 STANDARD 13+D BS3,WINGER 28 STANDARD 13D BS4,WINGER CNG BS IV OBDII FR 13+D DAC SCLBUS 4X2 RHD,WINGER LIMITED EDITION 3200WB,FR,HVAC,13 PLUS D,WINGER PLATINUM RHD BS III,WINGER PLATINUM RHD BS IV,WINGER RHD,WINGER STRETCH AMBULANCE - BS III
F 002 G20 385-4AV	STARTER	Eicher Motors	LCV	F 002 G20 385	B1050,B1075,B1090,Pro 1049,Pro1050,Pro1059,Pro1059X P,Pro1075 ,Pro 1080,Pro2049,Pro 1080XP,Pro 1080XPT,Pro 1090,Pro 1095,Pro 1095XP,PRO 2095XP,PRO 1110,PRO 1095 XP
F 002 G70 210-4AV	ARMATURE	Continental Engines	LCV	F 002 G70 210	TATA ACE ZIP BS-III, WITH TLSPV & TATA MAGIC IRIS
F 002 G20 547-4AV	OVERRUNNING-CLUTCH DRIVE	M&M	PC	F 002 G20 547	BS4 ESS, TUV, Bolero
F 000 BL0 625-4AV	ALTERNATOR	Mahindra	PC	F 000 BL0 625	Scorpio 2.5D, Scorpio 2.2 TD 4x4, Scorpio SUV 2.2 CRDe, Scorpio 1.9TD 4x4, Scorpio 2.2TD 4x4
F 002 G90 172-4AV	RECTIFIER	Force Motors	PC	F 002 G90 172	Scorpio 2.2
F 002 G20 747-4AV	SOLENOID SWITCH	Tata Motors	PC	F 002 G20 747	Aria , Safari , Sumo
F 002 G10 386-4AV	ALTERNATOR	Eicher Motors	LCV	F 002 G10 386	B1075,B1090,B1212,B20.15,B2015,Pro1050
F 002 G10 684-4AV	STATOR	Chevrolet	PC	F 002 G10 684	Tavera
F 002 G70 212-4AV	ARMATURE	Mahindra	PC	F 002 G70 212	NuvoSport , Quanto , TUV 300
F 002 G90 369-4AV	ALTERNATOR	Volvo Eicher	LCV	F 002 G90 369	Pro3012,Pro3014,Pro3015,Pro1110XP,Pro1110XPT,Skyline pro 3008,Skyline Pro 3009,PRO 1110,PRO 1114 XP
F 002 G70 473-4AV	OVERRUNNING-CLUTCH DRIVE	Tata Motors	PC	F 002 G70 473	Aria , Safari , Sumo
F 002 G70 127-4AV	STARTER	Mahindra	LCV	F 002 G70 127	Maxximo,Supro Mini Truck,Supro Mini Truck-RFS,Supro Mini Truck-RFS-CBC,Supro Mini Van,Supro Cargo Van
1 986 AE0 710-4AV	ROTOR	Tata Motors	HCV	1 124 034 987	LP 1512/52 (497 TCIC) BS-III,LP 1512/52 TCIC RHD BS-III
F 002 G20 965-4AV	OVERRUNNING-CLUTCH DRIVE	Mahindra	PC	F 002 G20 965	NuvoSport , Quanto , TUV 300
F 002 G20 886-4AV	Brush Holder	Mahindra	PC	F 002 G20 886	Bolero Power+
F 000 CD1 104-4AV	Brush Holder	API Motors	3W	F 000 CD1 104	3 W with GL 400 Engines
F 002 G20 743-4AV	Brush Holder	Mahindra	PC	F 002 G20 743	B64-Non ESS Diesel - Mahindra Scorpio (Z101, W501), XUV700 (W601)
F 002 G20 840-4AV	Brush Holder	Greaves Cotton	3W	F 002 G20 840	3W, 510 CC Eng

Focus Part List

Bosch 13 Digit Part No.	Material Description	Brand Name	Segment	OE Part No. Reference	Application
F 002 G70 285-4AV	Brush Holder	Tata	HCV	F 002 G70 285	HIRA 497 CR BS-IV ABS 12V 4X2 RHD BUS,LPT407 CNG EX2/34WB, 4SPCR, BS-IV CAB W/O LB-OBDII,BLOWER,LPT407EX/34 4SPCR BS-IV CAB & LB TRUCK,LPT407EX/34WB 4SPCR-BSIV CAB & W/O LOAD BODY VEHICLE,LPT407EX2/38WB;4SP CR BS-IV;ST;CAB W/O LB-BLOWER, GBS-27, 4X2, PS.,SFC407EX/2955 PICKUP 4SPCR BS-IV CAB TRK,SFC407EX/31WB 4SP BS-IV HDLB, BLOWER, G-380,SFC407EX/31WB 4SPCR BS-IV,SFC407EX/31WB 4SPCR BS-IV CAB TRK W/O LB,SK407/31WB 4SPCR BSIV PTO TIPPER BLOWER, 4X2,207 DI CREWCAB EX.,497 SP NA ENGINE,207DI EX,497SP NA, 3150 WB, POWER SN,RX P/U 4SPNA PSBU FBLB BS2,RX P/U 4SPNA PSBU FBLB BS3,TATA 207 DI EX BHARAT STAGE II WITH REDUCED TCD,TATA 207 DI EX CREWCAB BHARAT STAGE II WITH REDUCED TCD (DOMESTIC),TATA 207 DI EX CREWCAB BHARAT STAGE III WITH REDUCED TCD (DOMESTIC),TATA MOBIA 4SPCR BSIV SC/31WB 4X2 FLB,LPO 10.2T 52WB 3L BS4 12V ABS RHD,LPO 7.5T 42WB 3L BS4 12V ABS RHD,ULTRA 10.2B 3L 125Hp 52WB BSIV,ULTRA 7.5B 497CR BS-IV 12V NON-AC ,ULTRA LPO 8.5T 42WB 3L BS4 12V ABS RHD,ULTRA LPO-10.2T/52 BS-IV ABS BRAKE NON-AC 12V RHD,ULTRA LPO-8.5T/49 BS-IV ABS BRAKE NON-AC 12V RHD,TATA XENON YODHA SC 28 BS-IV 4X2 FLATBED LOADBODY RHD,XENON 3.0L DICOR BS - III DOMESTIC,XENON COMPACT 4SPTC BSIII SC 4X2 FLB-DOM,XENON PICKUP 4SPTC BS-III SC/3150WB DOMESTIC,XENON RX PICK UP 4SPTC BS IV 4X2 WITHOUT LOADBODY,XENON RX PICK UP, 4SPTC, 3150 WB WITH FLAT LOAD BODY,XENON RXPICKUP 4SPTC BS3 SC31 4X2 WITHOUT LOADBODY,XENON YODHA 4SPCR10 BS IV CC 4X2 PS FLB,XENON YODHA BSIV CC CBC PS 4X2 RHD,XENON YODHA COMPACT 4SPTC BS-IV 4X4 PS FLB RHD,XENON YODHA ECO BSIV PS,XENON YODHA PICKUP 4SPTC BS IV MS W/O LB,XENON YODHA PICKUP 4SPTC BS IV PS 4.1RAR,XENON YODHA PICKUP 4SPTC BS IV PS W/O LB,XENON YODHA PICKUP 4SPTC BSIII PS SC FLB,XENON YODHA+PICKUP 4SPTC BS4, 4X2, G76-5/4.1, PS
F 002 G20 522-4AV	Brush Holder	Chevrolet	PC	F 002 G20 522	Tavera
F 002 G70 189-4AV	Brush Holder	Volvo eicher	LCV	F 002 G70 189	B1050 ,B1075,B1090,Pro 1049,Pro1050,Pro1059,Pro1059X P,Pro1075 ,Pro 1080,Pro2049,Pro 1080XP,Pro 1080XPT,Pro 1090,Pro 1095,Pro 1095XP,PRO 2095XP,PRO 1110,PRO 1095 XP
F 002 G70 658-4AV	Brush Holder	Mahindra	PC	F 002 G70 658	BS4 ESS, TUV, Bolero
1 004 336 526-4AV	Brush Holder	Mahindra	PC	1 004 336 526	BS4 ESS, TUV, Bolero
F 002 G20 084-4AV	Brush Holder	Tata	LCV	F 002 G20 084	Telco 3SP, 4SP 4SP & 497 EuroII Eng (407,609,709,909 Vehicles)
F 002 G70 197-4AV	Brush Holder	Eicher Motors	LCV	F 002 G70 197	B1050,B1075,B1090,Pro 1049,Pro1050,Pro1059,Pro1059X P,Pro1075 ,Pro 1080,Pro2049,Pro 1080XP,Pro 1080XPT,Pro 1090,Pro 1095,Pro 1095XP,PRO 2095XP,PRO 1110,PRO 1095 XP
F 002 G70 137-4AV	Brush Holder	Mahindra	LCV	F 002 G70 137	Maxximo,Supro Mini Truck,Supro Mini Truck-RFS,Supro Mini Truck-RFS-CBC,Supro Mini Van,Supro Cargo Van
F 002 G20 657-4AV	Brush Holder	Tata	PC	F 002 G20 657	Aria , Safari , Sumo
1 004 336 649-4AV	Brush Holder	Mahindra	PC	1 004 336 649	Scorpio MT (2002 - 2006)
F 002 G20 750-4AV	Brush Holder	John Deere	Tractor	F 002 G20 750	L & T - John Deere Tractor-2.9 Ltr
F 002 G70 358-4AV	Brush Holder	JCB	OHW	F 002 G70 358	"JCB 3DX Backhoe, Earthmover - Dieselmax 444, 4.4L/4.8L 4 Cyl"
F 002 G20 092-4AV	Brush Holder	Tata	HCV	F 002 G20 092	Earthmover - Dieselmax
1 004 339 030-4AV	Brush Holder	Mahindra	PC	1 004 339 030	444, 4.4L/4.8L 4 Cyl
F 002 G20 653-4AV	Brush Holder	Mahindra	PC	F 002 G20 653	W150 Scorpio
1 004 336 645-4AV	Brush Holder	Mahindra	PC	1 004 336 645	Quanto , XYLO 2.5
F 002 G70 468-4AV	Brush Holder	Tata	LCV	F 002 G70 468	ST WINGER 4DL BS3 AC 8+D AMB WITH ABS,ST.WINGER AMB 4DLTCIC BS3 SINGLE CO-DRIV,TATA WINGER, 3200WB, FWD, 4DLTCIC-BS III,WINGER LIMITED EDITION 32WB 4DLTC BS3 12+D AC,WINGER 28 FR AMBULANCE BS4,WINGER 28 SCHOOL BUS 13 PLUS D, BSIV,WINGER 28 STANDARD 12+D BS3,WINGER 28 STANDARD 13+D BS3,WINGER 28 STANDARD 13D BS4,WINGER CNG BS IV OBDII FR 13+D DAC SCLBUS 4X2 RHD,WINGER LIMITED EDITION 3200WB,FR,HVAC,13 PLUS D,WINGER PLATINUM RHD BS III,WINGER PLATINUM RHD BS IV,WINGER RHD,WINGER STRETCH AMBULANCE - BS III



Focus Part List

Bosch 13 Digit Part No.	Material Description	Brand Name	Segment	OE Part No. Reference	Application
F 002 GC1 014-4AV	Brush Holder	Mahindra	PC	F 002 GC1 014	KUV100 (Petrol , With Start-Stop)
F 002 G20 744-4AV	Brush Holder	Lombardini	Gensets	F 002 G20 744	Stationary Engines
1 986 SE3 649-4AV	Brush Holder	Mahindra	Tractor	F 002 G70 649	Compact tractor 1.8L 3Cyl and 2.6L,4CYL Diesel
1 004 336 531-4AV	Brush Holder	Mahindra	Gensets	1 004 336 531	MHI VST L SERIES
F 002 G70 580-4AV	Brush Holder	Tafe Tractors	Tractor	F 002 G70 580	TMTL 485 Tractor Air cooled - 3 Cyl, 2.943 Ltr
9 330 031 016-4AV	Solenoid Switch	Force Motors	LCV	9 330 031 016	OM 616, Trax, Tempo Traveller
F 002 G20 407-4AV	Solenoid Switch	-	-	F 002 G20 407	-
F 002 G70 356-4AV	Solenoid Switch	Tata	HCV	F 002 G70 356	HIRA 497 CR BS-IV ABS 12V 4X2 RHD BUS,LPT407 CNG EX2/34WB, 4SPCR, BS-IV CAB W/O LB- OBDII,BLOWER,LPT407EX/34 4SPCR BS-IV CAB & LB TRUCK,LPT407EX/34WB 4SPCR-BSIV CAB & W/O LOAD BODY VEHICLE,LPT407EX2/38WB;4SP CR BS-IV;ST;CAB W/O LB-BLOWER, GBS-27, 4X2, PS.,SFC407EX/2955 PICKUP 4SPCR BS-IV CAB TRK,SFC407EX/31WB 4SP BS-IV HDLB, BLOWER, G-380,SFC407EX/31WB 4SPCR BS-IV,SFC407EX/31WB 4SPCR BS-IV CAB TRK W/O LB,SK407/31WB 4SPCR BSIV PTO TIPPER BLOWER, 4X2,207 DI CREWCAB EX.,497 SP NA ENGINE,207DI EX,497SP NA, 3150 WB, POWER SN,RX P/U 4SPNA PSBU FBLB BS2,RX P/U 4SPNA PSBU FBLB BS3,TATA 207 DI EX BHARAT STAGE II WITH REDUCED TCD,TATA 207 DI EX CREWCAB BHARAT STAGE II WITH REDUCED TCD (DOMESTIC),TATA 207 DI EX CREWCAB BHARAT STAGE III WITH REDUCED TCD (DOMESTIC),TATA MOBIA 4SPCR BSIV SC/31WB 4X2 FLB,LPO 10.2T 52WB 3L BS4 12V ABS RHD,LPO 7.5T 42WB 3L BS4 12V ABS RHD,ULTRA 10.2B 3L 125Hp 52WB BSIV,ULTRA 7.5B 497CR BS-IV 12V NON-AC ,ULTRA LPO 8.5T 42WB 3L BS4 12V ABS RHD,ULTRA LPO-10.2T/52 BS-IV ABS BRAKE NON-AC 12V RHD,ULTRA LPO-8.5T/49 BS-IV ABS BRAKE NON-AC 12V RHD,TATA XENON YODHA SC 28 BS-IV 4X2 FLATBED LOADBODY RHD,XENON 3.0L DICOR BS - III DOMESTIC,XENON COMPACT 4SPTC BSIII SC 4X2 FLB-DOM,XENON PICKUP 4SPTC BS-III SC/3150WB DOMESTIC,XENON RX PICK UP 4SPTC BS IV 4X2 WITHOUT LOADBODY,XENON RX PICK UP, 4SPTC, 3150 WB WITH FLAT LOAD BODY,XENON RXPICKUP 4SPTC BS3 SC31 4X2 WITHOUT LOADBODY,XENON YODHA 4SPCR10 BS IV CC 4X2 PS FLB,XENON YODHA BSIV CC CBC PS 4X2 RHD,XENON YODHA COMPACT 4SPTC BS-IV 4X4 PS FLB RHD,XENON YODHA ECO BSIV PS,XENON YODHA PICKUP 4SPTC BS IV MS W/O LB,XENON YODHA PICKUP 4SPTC BS IV PS 4.1RAR,XENON YODHA PICKUP 4SPTC BS IV PS W/O LB,XENON YODHA PICKUP 4SPTC BSIII PS SC FLB,XENON YODHA+PICKUP 4SPTC BS4, 4X2, G76-5/4.1, PS
F 002 G70 424-4AV	Solenoid Switch	API Motors	3W	F 002 G70 424	3 W with GL 400 Engines
F 002 G20 473-4AV	Solenoid Switch	Chevrolet	PC	F 002 G20 473	Tavera
F 002 G70 193-4AV	Solenoid Switch	Volvo eicher	LCV	F 002 G70 193	B1050 ,B1075,B1090,Pro 1049,Pro1050,Pro1059,Pro1059X P,Pro1075 ,Pro 1080,Pro2049,Pro 1080XP,Pro 1080XPT,Pro 1090,Pro 1095,Pro 1095XP,PRO 2095XP,PRO 1110,PRO 1095 XP
F 002 G70 266-4AV	Solenoid Switch	Force Motors	LCV	F 002 G70 266	TRAX, GURKHA T1-CD , 4Cyl, 259Litre
F 002 G20 968-4AV	Solenoid Switch	Mahindra	PC	F 002 G20 968	W150 Scorpio
F 002 G20 333-4AV	Solenoid Switch	Maruti Suzuki	-	F 002 G20 333	-
F 002 G70 275-4AV	Solenoid Switch	Tata	PC	F 002 G70 275	Sumo Gold
F 002 G20 481-4AV	Solenoid Switch	Mahindra	PC	F 002 G20 481	Scorpio MT (2002 - 2006)
F 002 G20 259-4AV	Solenoid Switch	Greaves Cotton	3W	F 002 G20 259	Greaves 3 Wheelers
2 339 345 006-4AV	Solenoid Switch	-	PC	2 339 345 006	-
9 330 031 012-4AV	Solenoid Switch	Tata	LCV	9 330 031 012	Telco 3SP, 4SP 4SP & 497 EuroII Eng (407,609,709,909 Vehicles)
F 002 G70 659-4AV	Solenoid Switch	Mahindra	PC	F 002 G70 659	BS4 ESS, TUV, Bolero
F 002 G20 888-4AV	Solenoid Switch	Tata	HCV	F 002 G20 888	697 Euro III Engine (LPT 2515)
F 002 G70 442-4AV	Solenoid Switch	Kirloskar	HCV	F 002 G70 442	EPA Application
F 002 G70 601-4AV	Solenoid Switch	VE Commercial Vehicles Ltd	HCV	F 002 G70 601	B20.15,B2015,B2112,Pro3016,Pro3019,Skyline pro 3011,Skyline pro 3010,Skyline pro 3008,Skyline Pro 3009,Pro 5016,PRO 5016T,PRO 5025,PRO 5031,PRO 5019,PRO 5028,PRO 5035 TT,Pro 5040TT

Focus Part List

Bosch 13 Digit Part No.	Material Description	Brand Name	Segment	OE Part No. Reference	Application
F 002 G70 278-4AV	Solenoid Switch	VE Commercial Vehicles Ltd	HCV	F 002 G70 278	B1212,Pro3012,Pro3013,Pro3014,Pro3015,Pro3016,Pro1110XP,Pro1110XPT,Skyline pro 3011,Skyline pro 3008,Skyline Pro 3009,PRO 2110,PRO 2110 XP,PRO 1110,PRO 1114 XP,PRO 2114 XP
F 002 G20 884-4AV	Solenoid Switch	Greaves Cotton	3W	F 002 G20 884	3W, 510 CC Eng
F 002 G20 718-4AV	Solenoid Switch	Mahindra	PC	F 002 G20 718	Scorpio (2017 - ~)
F 002 G70 411-4AV	Solenoid Switch	Ashok Leyland	GENSETS	F 002 G70 411	6 Cyl, 5.759 Ltr Wheel Loader
F 002 G70 678-4AV	Solenoid Switch	Volvo Eicher	GENSETS	F 002 G70 678	B2075,B2070,B2090,Pro2080XPT,Pro2080XP,Pro2075,Pro 2059XP,Pro2055T,PRO 2090,PRO 2095,PRO 2095 XPT,PRO 2095XP
F 002 G20 269-4AV	Solenoid Switch	Tata	PC	F 002 G20 269	1.4 Diesel Indica Export
F 002 G20 980-4AV	Solenoid Switch	Lombardini	GENSETS	F 002 G20 980	LIPL 15 LD 441 Engine
F 002 G20 824-4AV	Solenoid Switch	Tata	PC	F 002 G20 824	Sumo Turbo , Winger
F 002 G70 471-4AV	Solenoid Switch	Tata	LCV	F 002 G70 471	ST WINGER 4DL BS3 AC 8+D AMB WITH ABS,ST.WINGER AMB 4DLTCIC BS3 SINGLE CO-DRIV,TATA WINGER, 3200WB, FWD, 4DLTCIC-BS III,WINGER LIMITEDD EDITION 32WB 4DLTC BS3 12+D AC,WINGER 28 FR AMBULANCE BS4,WINGER 28 SCHOOL BUS 13 PLUS D, BSIV,WINGER 28 STANDARD 12+D BS3,WINGER 28 STANDARD 13+D BS3,WINGER 28 STANDARD 13D BS4,WINGER CNG BS IV OBDII FR 13+D DAC SCLBUS 4X2 RHD,WINGER LIMITED EDITION 3200WB,FR,HVAC,13 PLUS D,WINGER PLATINUM RHD BS III,WINGER PLATINUM RHD BS IV,WINGER RHD,WINGER STRETCH AMBULANCE - BS III

Notes

A series of 27 horizontal dashed lines providing a template for taking notes.

What drives you, drives us

Bosch technologies are used in most vehicles worldwide.
People, and assuring their mobility, is what we are focused on.

Therefore, we have dedicated over 130 years of pioneering spirit
and expertise in research and manufacturing to achieving this.

We provide the aftermarket and workshops worldwide with modern diagnostic
and workshop equipment and a wide range of spare parts for passenger cars and
commercial vehicles:

- Solutions for efficient vehicle repairs
- Innovative workshop equipment and software
- One of the world's most comprehensive ranges of new and exchange parts
- Large network of wholesale customers, for quick and reliable parts supply
- Competent hotline support
- Comprehensive educational and training offers
- Targeted sales and marketing support

Scan the below QR code to place your
orders on the Bosch Infocomm App



Please contact your nearest Bosch Main Distributor to enroll in the
Bosch Rewards Programme / register in the Bosch Infocomm App



Bosch Limited
Automotive Aftermarket
P. B. No: 3000, Hosur Road, Adugodi
Bengaluru – 560 030