

STUDIES AND REVIEWS

No. 91

2012

**ELASMOBRANCHS OF THE MEDITERRANEAN
AND BLACK SEA:
STATUS, ECOLOGY AND BIOLOGY
BIBLIOGRAPHIC ANALYSIS**



Cover photo and design

Cover picture: Art by A. Gennari

Cover design: A. Nastasi.

STUDIES AND REVIEWS

No. 91

GENERAL FISHERIES COMMISSION FOR THE MEDITERRANEAN

**ELASMOBRANCHS OF THE MEDITERRANEAN AND BLACK SEA: STATUS,
ECOLOGY AND BIOLOGY
BIBLIOGRAPHIC ANALYSIS**

by
**Mohamed Nejmeddine Bradai
Bechir Saidi
Samira Enajjar**

Institut National des Sciences et Technologies de la Mer (Tunisia)

**FOOD AND AGRICULTURE ORGANIZATION OF THE UNITED NATIONS
Rome, 2012**

The designations employed and the presentation of material in this information product do not imply the expression of any opinion whatsoever on the part of the Food and Agriculture Organization of the United Nations (FAO) concerning the legal or development status of any country, territory, city or area or of its authorities, or concerning the delimitation of its frontiers or boundaries. The mention of specific companies or products of manufacturers, whether or not these have been patented, does not imply that these have been endorsed or recommended by FAO in preference to others of a similar nature that are not mentioned.

The views expressed in this information product are those of the author(s) and do not necessarily reflect the views of FAO.

ISBN 978-92-5-107386-5

All rights reserved. FAO encourages reproduction and dissemination of material in this information product. Non-commercial uses will be authorized free of charge, upon request. Reproduction for resale or other commercial purposes, including educational purposes, may incur fees. Applications for permission to reproduce or disseminate FAO copyright materials, and all queries concerning rights and licences, should be addressed by e-mail to copyright@fao.org or to the Chief, Publishing Policy and Support Branch, Office of Knowledge Exchange, Research and Extension, FAO, Viale delle Terme di Caracalla, 00153 Rome, Italy.

© FAO 2012

PREPARATION OF THIS DOCUMENT

At its forty-fourth session (Athens, Greece, 12–17 April 2010), the General Fisheries Commission for the Mediterranean (GFCM) endorsed the programme of work on elasmobranchs species proposed by the Scientific Advisory Committee (SAC) and recommended the Sub-Committee on Marine Environment and ecosystems (SCMEE) to implement over the period 2010–2012 different activities on the issue. Among these activities, a First transversal expert meeting on Elasmobranchs in the Mediterranean and Black Sea was organised in Sfax, Tunisia from 20 to 22 September 2010.

This document was firstly elaborated as a working paper for this meeting and then revised to include results of the GFCM Workshop on stock assessment of selected species of elasmobranchs in the GFCM area (12–16 December 2011, Brussels, Belgium) as well as the most recent information published on this issue since 2010. This publication is funded by the EU DG Mare under the project on Stock Assessment of selected species of Elasmobranchs in the GFCM Area.

ACKNOWLEDGEMENTS

The authors would like to thank especially Mr. Abdellah Srour, GFCM Executive Secretary, for his support regarding our efforts to produce this document. Very large thanks to Ms. Saida Messaoudi, head librarian of the Institut National des Sciences et Technologies de la Mer – Salammbô. Thanks also to Ms. Sondes Marouani, preparing a thesis on Squalidae family. Warmest thanks are also addressed to all participants in the First transversal expert meeting on Elasmobranchs in the Mediterranean and Black Sea (Sfax, Tunisia, 20–22 September 2010) and in the Workshop on stock assessment of selected species of elasmobranchs in the GFCM area (12–16 December 2011, Brussels, Belgium).

Bradai M.N., Saidi B. and Enajjar S.

Elasmobranchs of the Mediterranean and Black sea: status, ecology and biology. Bibliographic analysis.

Studies and Reviews. General Fisheries Commission for the Mediterranean. No. 91.

Rome, FAO. 2012. 103 pp.

ABSTRACT

The authors have compiled published information on taxonomy, distribution, status, statistics, fisheries, bycatch, biologic and ecologic parameters on age and growth, food and feeding habits, reproductive biology and stock assessment of elasmobranchs in the Mediterranean and Black Sea. This bibliographic analysis, through 661 papers dealing with elasmobranchs in the GFCM area, shows that cartilaginous species, including sharks, rays and chimaeras, are by far the most endangered group of marine fish in the Mediterranean Sea, with 31 species (40 percent of all) critically endangered, endangered or vulnerable. The biological characteristics of elasmobranchs (low fecundity, late maturity, slow growth) make them more vulnerable to fishing pressure than most teleost fish. Overfishing, wide use of non-selective fishing practices and habitat degradation are leading to dramatic declines of these species in the Mediterranean Sea. In general, elasmobranchs are not targeted but are caught incidentally. In many fisheries they are, however, often landed and marketed.

The study also highlights the following points:

- Works are concentrated mainly in the western Mediterranean. Few works concern endangered species and those of the GFCM priority list;
- Much systematic confusion persists for some species and some others are doubtful;
- The IUCN red list shows clearly the vulnerability of elasmobranchs and the lack of data;
- A decline in cartilaginous fish species landings has been observed while fishing effort has generally increased;
- A standardization of methods and expression of results on the biology should be generalized in the whole Mediterranean;
- Papers on biologic parameters concern few species primarily in the occidental and central Mediterranean areas.

Therefore, recommendations to fill gaps in order to protect and manage elasmobranchs stocks are proposed in this document. In fact, better understanding of the composition of incidental and targeted catches of sharks by commercial fisheries and biological and ecological parameters are fundamentally important for the conservation of these populations. Moreover, problems encountered by elasmobranchs in the GFCM area are highlighted and conservation measures are suggested.

CONTENTS

	Pages
PREPARATION OF THIS DOCUMENT.....	iii
ACKNOWLEDGEMENTS	iii
ABSTRACT	iv
LIST OF FIGURES	viii
LIST OF TABLES	ix
ABBREVIATIONS AND ACRONYMS.....	x
1. INTRODUCTION.....	1
2. MAIN CHARACTERISTICS OF THE GFCM MARINE AREA	2
2. 1 The Mediterranean	2
2.2 The Black Sea.....	3
3. BIODIVERSITY OF ELASMOBRANCHS IN THE MEDITERRANEAN AND BLACK SEA.....	4
3.1 Status of some problematic elasmobranchs species	4
3.2 Mediterranean shark endemic species	7
3.3 Elasmobranchs alien species in the Mediterranean	7
3.4 Spatial distribution of elasmobranchs in the GFCM area.....	8
3.4.1 Precisions on spatial distribution of some elasmobranchs species.....	9
3.5 Critical habitats of elasmobranchs in the GFCM area.....	10
3.6 Status of the Mediterranean elasmobranchs species in the IUCN Red List	10
4. ELASMOBRANCHS FISHERIES IN THE GFCM AREA	11
4.1 FAO statistics of elasmobranchs	11
4.2 Fishing gears of elasmobranchs	14
4.3 Elasmobranchs bycatch	14
4.3.1 Elasmobranchs bycatch definitions	14
4.3.2 Literature dealing with fisheries and bycatch of elasmobranchs.....	15
4.3.3 Elasmobranchs bycatch in trawl fisheries	16
4.3.4 Elasmobranch bycatch in longline fisheries.....	17
4.3.5 Elasmobranch bycatch in driftnet fisheries	18
4.3.6 Elasmobranch bycatch in trammel nets and gillnets fisheries.....	19
4.3.7 Elasmobranch bycatch in purse seine fisheries	19
4.3.8 Elasmobranch bycatch in tuna trap fisheries.....	19
4.3.9 Suggestions for reducing the bycatch of elasmobranchs in trawl fisheries.....	20
4.3.10 Suggestions for reducing the bycatch of elasmobranchs in gillnet fisheries.....	20
4.3.11 Suggestions for reducing the bycatch of elasmobranchs in longlines fisheries	20
5. DYNAMIC POPULATIONS AND STOCK ASSESSMENT OF ELASMOBRANCHS/ ABUNDANCE INDICES.....	22
5.1 Landings structure of some common elasmobranchs in the Mediterranean.....	22

5.2 Landings of common elasmobranchs in the Black Sea	24
5.3 Stock assessment of selected species of elasmobranchs in the GFCM area.....	26
5.3.1 General review on the available methods for stock assessment, especially in data shortage situations	27
5.3.2 Stock assessments of some elasmobranchs species	28
 6. AVAILABLE BIOLOGIC PARAMETERS ON ELASMOBRANCHS IN THE GFCM AREA....	30
 6.1 Available data on the reproductive biology of elasmobranchs.....	30
6.2 Available data on age and growth of elasmobranchs	33
6.3 Available data on food and feeding habits of elasmobranchs in the GFCM area	35
 7. CONSERVATION MEASURES FOR ELASMOBRANCHS.....	38
 7.1 Global instruments	38
7.1.1 Convention on the Conservation of Migratory Species of Wild Animals (CMS or Bonn Convention, 1979).....	38
7.1.2 Convention on International Trade in Endangered Species of Wild Fauna and Flora (CITES)	38
7.1.3 United Nations Convention on the Law of the Sea (UNCLOS)	38
7.1.4 United Nations Agreement on the Conservation and Management of Straddling Fish Stocks and Highly Migratory Fish Stocks (UNFSA)	39
7.1.5 FAO International Plan of Action for the Conservation and Management of Sharks (IPOA– Sharks)	39
7.2 Regional protection instruments.....	39
7.2.1 Convention on the Conservation of European Wildlife and Natural Habitats (Bern Convention, 1982).....	39
7.2.2 Convention for the Protection of the Mediterranean Sea against Pollution (Barcelona Convention, 1976)/ Protocol on Specially Protected Areas and Biological Diversity (SPA&BD, 1995).....	40
7.2.3 Action Plan for the Conservation of Cartilaginous Fishes (Chondrichthyans) in the Mediterranean Sea	40
7.2.4 EU Action Plan for the Conservation and Management of Sharks	40
7.3 Other initiatives for conservation	41
7.3.1 IUCN Red List of Threatened Species	41
7.3.2 IUCN Shark Specialist Group	41
7.3.3 Mediterranean Large Elasmobranchs Monitoring (MEDLEM).....	41
7.4 National Species protection status.....	41
7.5 Habitat protection/MPAs to support elasmobranchs conservation.....	42
7.6 Regulation of shark finning	43
 8–GENERAL CONCLUSION.....	44
 9– REFERENCES.....	47
 9.1 References on elasmobranchs related to GFCM area	49
9.2 Other references cited in the publication.....	49

APPENDIXES

Appendix I– Bibliographic references on elasmobranchs in the Mediterranean and Black Sea.....	50
Appendix II– Distribution of papers on elasmobranchs by geographic areas, species or group of species and topics.....	88
Appendix III– List of elasmobranchs of the Mediterranean and theBlack Sea.....	92
Appendix IV– The regional IUCN Red List status of all assessed Mediterranean elasmobranchs species.....	95
Appendix V– Colour plates of sharks and rays	97

LIST OF FIGURES

Figure 1: Temporal distribution of the number of published papers dealing with elasmobranchs in the GFCM area.....	2
Figure 2: Map of the Mediterranean and black Sea (Coll <i>et al.</i> , 2010).....	3
Figure 3: Spatial predicted patterns of species richness in the Mediterranean Sea based on the AquaMaps model [80, and File S2]. (C) elasmobranchs (n = 74). map was generated without imposing a probability threshold. Colors express species occurrence from blue (little or no occurrence) to red (highest occurrence). The size of the cell is 0.560.5 degree (Coll <i>et al.</i> , 2010).	8
Figure 4: Mediterranean and Black Sea trend of elasmobranchs catches from 1980 to 2008.....	11
Figure 5: Mediterranean and Black Sea trend of catches of sharks from 1980 to 2008.....	12
Figure 6: Mediterranean and Black Sea trend of catches of batoids relatives from 1980 to 2008.	12
Figure 7: Contribution of Italy, Turkey and Tunisia in the Elasmobranchs production in the the Mediterranean and the Black Sea from 1980 to 2008.....	13
Figure 8: Landings evolution of some elasmobranchs species in the Mediterranean and the Black Sea between 1980 and 2008.	13
Figure 9: Temporal distribution of the number of published papers dealing with elasmobranch bycatch in the region.	15
Figure 10: Percentage of elasmobranch species (n=71) within the Mediterranean, for which bycatch in trawls, longlines and nets, pose a major threat (Cavanagh and Gibson, 2007).....	16
Figure 11: Size distribution in trawl and longline landings of <i>Mustelus mustelus</i> in the gulf of Gabès. LMm and LMf: Size at first maturity respectively of males and females (Saidi, 2008).....	23
Figure 12: Size distribution in the trawl catches of <i>S. canicula</i> , <i>R. asterias</i> and <i>R. clavata</i> (Abella and Serena, 2005). Dark bars: Discarded fraction; Lm: size at first maturity of females.....	23
Figure 13: Size distribution in gillnets (A) and trawl (B) landings of <i>Glaucostegus cemiculus</i> . Dark bars indicate the landed mature individuals (Enajjar, pers. comm.).	23
Figure 14: Length–frequency distribution (in percentage by 5–cm size classes) for <i>Prionace glauca</i> and <i>Isurus oxyrinchus</i> sampled in the Mediterranean swordfish and tuna fisheries during 1998–2000 (Megalofonou <i>et al.</i> , 2005).....	24
Figure 15: Length frequency of spiny dogfish landed in Romania in 2010 (Radu, 2010).....	25
Figure 16: Chronological apparition of papers on the elasmobranchs reproductive biology in the GFCM area	33
Figure 17: Chronological apparition of papers on diet.....	35

LIST OF TABLES

Table 1: IUCN Red List of Mediterranean elasmobranchs species (Gibson <i>et al.</i> , 2007).....	10
Table 2: CPUE (Kg/landings) for the major elasmobranch families.....	17
Table 3: Spiny dogfish landings by Black Sea countries (FAO Fisheries Statistics, BSC statistics)...	25
Table 4: Available data on commercial stock (thousand tonnes) of thornback ray in the Ukrainian Black Sea	26
Table 5: Models used and data requirements for stock assessment	28
Table 6: Stock assessments of some elasmobranchs species in the GFCM area.....	29
Table 7: Available reproductive parameters of viviparous elasmobranch species in the GFCM area..	31
Table 8: Available reproductive parameters of oviparous elasmobranchs species in the GFCM area..	33
Table 9: Von Bertalanffy growth model (VBGM) parameters.	34
Table 10: Diet composition of elasmobranch species from the Mediterranean Sea.....	36
Table 11: Studies calculating dietary indexes Fpercent, Npercent, Mpercent, IRIpercent and studying dietary changes in relation to size and/or seasons and sex.....	37

ABBREVIATIONS AND ACRONYMS

BRD	Bycatch Reduction Devices
CITES	Convention on International Trade in Endangered Species of wild fauna and flora
CPUE	Capture Per Unit of Effort
CMS	Convention on the Conservation of Migratory Species of Wild Animals (or Bonn Convention)
EC	European Community
EEA	European Elasmobranchs Association
EEZ	Exclusive Economic Zone
EU	European Union
FAO	Food and Agriculture Organization of the United Nations
GFCM	General Fisheries Commission for the Mediterranean
GSA	Geographical Sub-areas (in GFCM area)
ICCAT	International Commission for the Conservation of Atlantic Tunas
IPOA–Shark	International Plan of Action for the Conservation and Management of Sharks
IUCN	International Union for Conservation of Nature
MEDLEM	Mediterranean Large Elasmobranchs Monitoring
MPAs	Marine Protected Areas
PELAGOS	Sanctuary for cetaceans
RAC/SPA	Regional Activities Center for Specially Protected Areas
SAC	Scientific and Advisory Committee
SPA/BD	Protocol concerning Specially Protected Areas and Biological Diversity in the Mediterranean
TED	Turtle Excluding Device
UNCLOS	United Nations Convention on the Law of the Sea
UNEP	United Nations Environment Programme
UNFSA	United Nations Agreement on the Conservation and Management of Straddling Fish Stocks and Highly Migratory Fish Stocks
VBGM	Von Bertalanffy Growth Model
VPA	Virtual Population Analysis

1. INTRODUCTION

In the Mediterranean region, elasmobranchs are characterized by their diversity (49 sharks and 36 rays). The region is known to be an important habitat for cartilaginous fish and is thought to encompass unique breeding grounds for species such as the white shark (*Carcharodon carcharias*) and thornback ray (*Raja clavata*).

Elasmobranchs constitute an important bycatch of commercial fisheries targeting bony fishes, rare are fisheries targeting sharks, but usually almost all specimen bycatch are marketed. Elasmobranchs represent about 1–2 percent of the total landings. These landings increased from 10 000 to 25 000 tonnes between 1970 and 1985, and then slowly decreased to 10 000 tonnes in 2000. Subsequently, reported landings declined to 7 000 tonnes nowadays.

Going back in the history, it has been demonstrated that sharks in the Mediterranean Sea have declined by more than 97 percent in number and “catch weight” over the last 200 years. They risk extinction if current fishing pressure continues (Ferretti et al., 2008). The last 200 years have seen a dramatic decline of large predatory sharks in the Mediterranean Sea. This loss of top predators could hold serious implications for the entire marine ecosystem, greatly affecting food webs throughout this region.

There is evidence that the elasmobranchs of the Mediterranean are declining in abundance, diversity and range due to the intense fishing activity primarily in response to the rapidly increasing demand for shark fins, meat and cartilage. However, this direct fishing mortality is not the only impact on elasmobranchs populations. There are fishing impacts on habitats through disturbance of biotic communities and substrates. Shipping and underwater exploration, construction, mining, and electrical installation also affect habitats, and increasing ambient sound, light, electromagnetic fields, and chemical contamination stimulate the sensory systems of these fishes.

Their biological characteristics (low fecundity, late maturity and slow growth rates) also make elasmobranchs vulnerable to fishing pressure. Overfishing, habitat degradation and slow recovery rates are potential factors that lead to such dramatic declines, especially in areas such as the Mediterranean Sea where fishing has long been a way of life and continues to be intense. Some species are already threatened.

Among the 85 species known in the Mediterranean, only 71 were assessed within the framework of the International Union for Conservation of Nature (IUCN) red list. More than 40 percent are vulnerable and endangered to critically endangered (Cavanagh and Gibson, 2007).

In addition, there is a lack of aggregated knowledge on the biology and fishery of elasmobranchs in many parts of the Mediterranean. Of the 71 assessed species, 18 species are data deficient (DD) (Cavanagh and Gibson, 2007).

Taking into account the vulnerability of elasmobranchs and within the framework of a protection and stock management strategy for this group, many action plans were elaborated on this issue (the International Plan of Action for the Conservation and Management of Sharks (FAO IPOA–Shark, 1999), the Action Plan for the Conservation of Cartilaginous Fishes in the Mediterranean (UNEP–RAC/SPA, 2003), the EU Action Plan for the Conservation and Management of Sharks, etc. In this context, the GFCM organized a transversal working group on bycatch/incidental catches (Italy, September 2008) and a transversal workshop on selectivity improvement and bycatch reduction (Tunisia, September 2009) where elasmobranchs were well taken into account.

These last meetings concluded that there was a lack of knowledge on the biology and fishery of elasmobranchs in many parts of the Mediterranean and strongly encouraged more studies on population dynamics (population size, structure and demographics) on species of conservation concern (also in terms of fishery management) in parallel to mitigation measure in those cases where protected species are involved.

The above mentioned workshop held in Tunisia suggested to set up a medium-term working programme to identify and fill gaps in the current knowledge regarding elasmobranchs fisheries, in order to assess and manage the Mediterranean stocks. This programme was upposed to identify the

activities to be carried out including the organization of a specific expert meeting on the elasmobranchs during 2010. This bibliographic document is firstly elaborated as a work document prepared for this expert meeting on the status of elasmobranchs in the Mediterranean and Black Sea (Sfax, Tunisia, 20–22 September 2010) in order to implement this programme within the framework of the intersessional activities of the Scientific Advisory Committee (SAC) of the General Fisheries Commission of the Mediterranean (GFCM).

Knowledge on elasmobranchs in the Mediterranean and Black Sea compiled in the present document is based on a very thorough literature search which has led to collect **661** references (Appendix 1), dealing with elasmobranchs, of which a majority of articles published in reputable scientific journals. The chronology of appearance of publications shows that interest in elasmobranchs research is relatively recent. It started by the end of the 1990s when landings decreased and some species became threatened (Figure 1). These references were classified by topic, species or group of species and geographic area (Appendix 2).

Recommendations to fill gaps in order to protect and manage elasmobranchs stocks are also proposed in this document.

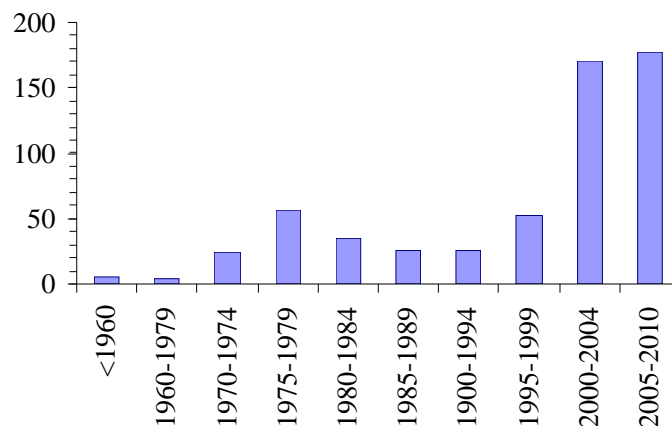


Figure 1 – Temporal distribution of the number of published papers dealing with elasmobranchs in the GFCM area

2. MAIN CHARACTERISTICS OF THE GFCM MARINE AREA

2.1 The Mediterranean

The Mediterranean is the largest (2 969 000 km²) and deepest (average 1 460 m, maximum 5 267 m) enclosed sea on Earth. It is surrounded by Africa, Europe, and Asia. The Mediterranean Sea connects through the Strait of Gibraltar to the Atlantic Ocean in the west and through the Dardanelles to the Sea of Marmara and the Black Sea in the northeast. In the southeast, the Suez canal links the Mediterranean to the Red Sea and the Indo-Pacific region. A shallow ridge at 400 m depth, between Sicily island and Tunisian coasts, divides the sea into two main subregions: the western and the eastern basins.

The climate in the region is characterized by hot, dry summers and cool, humid winters. The annual mean sea surface temperature shows a high seasonality and important gradients from west to east and north to south. The basin is generally oligotrophic. The biological production decreases from north to south and west to east and is inversely related to the increase in temperature and salinity. The Mediterranean has narrow continental shelves, a large part of the Mediterranean basin can be classified as deep sea and includes some unusual features: (1) high homothermy from 300–500 m to the bottom, where temperatures vary from 12.8 °C–13.5 °C in the western basin to 13.5°C–15.5°C in the eastern, and (2) high salinity of 37.5–39.5 psu. The recent marine biota in the Mediterranean Sea is primarily

derived from the Atlantic Ocean, but the wide range of climate and hydrology has contributed to the co-occurrence and survival of both temperate and subtropical organisms.

The Mediterranean region has been inhabited for millennia, and ecosystems have been altered in many ways. Therefore, impacts of human activities are proportionally stronger in the Mediterranean than in any other sea of the world. Its coasts support a high density of inhabitants. With 200 million tourists per year, the region contributes notably to global economy and trade. More than one percent of world landings come from Mediterranean fisheries. Therefore, combined natural and anthropogenic events shaped the biodiversity of the Mediterranean Sea in the past and are likely to continue to do so (Coll *et al.*, 2010).

The Mediterranean is known to encompass a high diversity of elasmobranchs and many very important habitats that are threatened nowadays.

2.2 The Black Sea

The Black Sea is one of the world's most isolated seas and the largest anoxic plan of water on the world (87 percent of its volume is anoxic). The total surface area of the Black Sea is 423 000 km² and it is surrounded by Turkey, Bulgaria, Romania, Ukraine, Russia and Georgia (Figure 2). On the northeast, the Black Sea is connected to the Sea of Azov and to the Sea of Marmara on the southwest. The maximum depth is 2 212 m. The most striking characteristics of the Black Sea are the high level of hydrogen sulphide (H₂S) and the presence of a permanent halocline between 150 and 200 m. The average surface salinity is about 18–18.5 per mille during winter, and increases by 1.0–1.5 per mille in summer. The mean annual surface temperature varies from 16°C in the south to 13°C in the northeast and 11°C in the northwest. Seasonal fluctuations in temperature are registered until 50 m depth; the temperature of the deeper water remains constant throughout the year (9°C at a depth of 1 000 m). The gradual increase of temperature during the history (last 10 000 years) has facilitated the penetration of Mediterranean species in the Black Sea. Today, 80 percent of the total fauna in the Black Sea are Mediterranean origin (Ozturk, 2010).

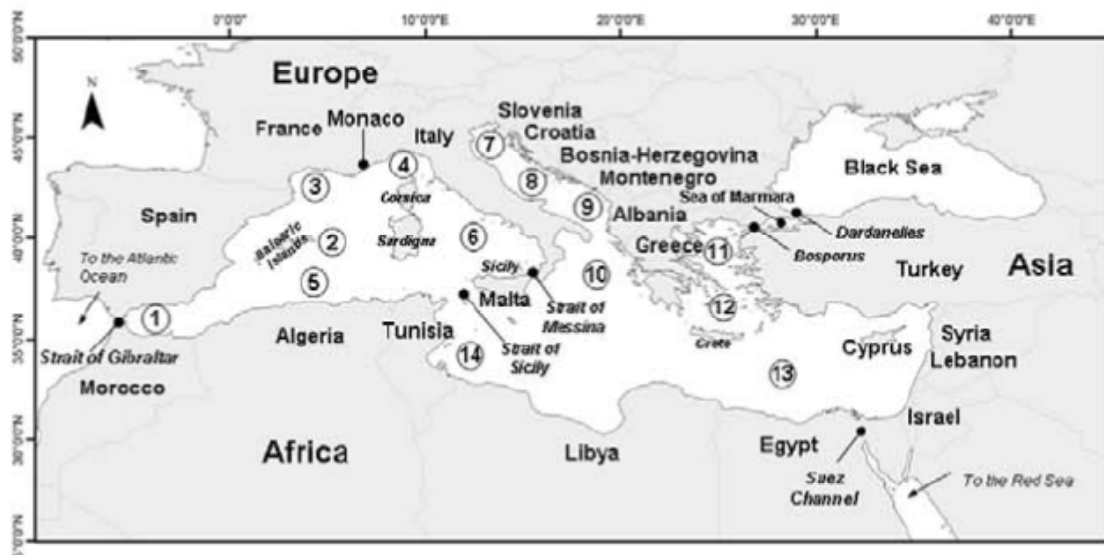


Figure 2 – Map of the Mediterranean and Black Sea (Coll *et al.*, 2010)

3. BIODIVERSITY OF ELASMOBRANCHS IN THE MEDITERRANEAN AND BLACK SEA

All cartilaginous fishes belong to the Chondrichthyes class comprising sharks, batoids (skates, stingrays, guitarfishes and sawfishes) and chimaeroid fishes and including about 60 families, 189 genera and about 1 200 living species (Compagno *et al.*, 2005). The chimaeras fall in the subclass of Holocephalii and the sharks and rays in the subclass of Elasmobranchii. We deal in this document with this latter subclass, generally named elasmobranchs. Elasmobranchs are divided into sharks (Squalii, Pleurotremata) and rays (Batoidea, Hypotremata).

In all conventions and action plans, the term “sharks” is used to refer to the chondrichthyan or cartilaginous fishes, which comprise elasmobranchs (sharks and batoids) and chimaeras.

According to Compagno (2001), Compagno *et al.* (2005) and Serena (2005), the chondrichthyan fish fauna is relatively diverse with an estimated 80 species (approximately 7 percent of total living chondrichthyans), comprising 45 species of sharks from 17 families, 34 batoid species from nine families and one species of chimaera. In this document we give a new list based on a critical analysis of the literature and taking into account new published data on the systematic of elasmobranchs. In total we consider 86 species of elasmobranchs thought to occur in the Mediterranean Sea. This number comprises 49 species of sharks from 17 families and 37 batoids species from nine families (Appendix 3). Photos of some of them are presented in colour plates at the end of the document (Appendix 5).

Among the 86 species, 13 species (seven sharks and six batoids) are recorded in the Black Sea (three rays are doubtful). Three species are relatively common: the thornback ray (*Raja clavata*) and the common stingray (*Dasyatis pastinaca*) having no commercial importance due their low market demands and the spiny dogfish (*Squalus acanthias*) which is more common (Appendix2).

However, it should be noted that several species of elasmobranchs have been reported in the Marmara Sea which is, with the Black Sea and the Sea of Azov, in the same FAO subarea: Black Sea subarea. These species are: *Echinorhinus brucus*, *Oxynotus centrina*, *Alopias superciliosus*, *Carcharodon carcharias*, *Scyliorhinus stellaris*, *Galeus melastomus*, *Mustelus asterias* and *Mustelus mustelus* (Kabasakal, 2003 and 2009; Kabasakal and Karhan, 2007).

3.1 Status of some problematic elasmobranchs species

For some species, taxonomic status is doubtful, considered as valid by certain ichthyologists and invalid by others or synonym of other species. We will try in this section to review the status of these species taking into account new works and observations.

➤ **The short snout spurdog *Squalus megalops* (Squalidae)**

Squalus megalops (Macleay, 1881) has been recorded in the western Mediterranean by Muñoz-Chápuli *et al.* (1984). *Squalus megalops* has been recorded from many localities of the eastern Atlantic and Indo-west Pacific (Compagno, 2005). However, its presence in the Mediterranean Sea is considered doubtful by many authors. Last and Stevens (1994) suggest that the southern Australian *S. megalops* is probably distinct from nominal *S. megalops* in other parts of the world and appeared to be endemic to Australia.

Besides the longnose spurdog *Squalus blainvillei* (Risso, 1827) occurring in the Gulf of Gabès (southern Tunisia, central Mediterranean), a short snout spurdog of the *Squalus megalops-cubensis* group has been identified in this area. Morphometrical and meristic data along with genetic analysis (DNA inter-simple sequence repeat markers and molecular barcoding methods) support the assignation of this short snout spurdog to *Squalus megalops* (Marouani *et al.*, 2012). The presence of this species in the Mediterranean is well confirmed. It is recorded in fact recently in Italian waters (Mulas *et al.*, 2011). It seems also that *S. megalops* is more common than *S. Blainvillei*.

➤ **The tortonese stingray *Dasyatis tortonesei* (Capapé, 1975) (Dasyatidae)**

Dasyatis tortonesei Capapé (1977), has been considered synonym of *D. pastinaca* by Tortonese (1987). Formerly considered dubious by Compagno (1999), it is often confused with *D. pastinaca*. Probably a distinct *Dasyatis* species lives in the Mediterranean but with nomenclature problem and currently under investigation (Serena, 2005). The species *D. tortonesei* is then not considered valid in the *Field identification guide to the sharks and rays of the Mediterranean and Black Sea* (Serena F., 2005).

Parasitological studies in the Gulf of Gabès distinguish monogeneans specific to *D. pastinaca* and to *D. tortonesi* described by Capapé (1977), *Heterocotyle capapei*, monogenean gill of *D. tortonesei* and *Heterocotyle pastinacae* for *D. pastinaca* (Neifer et al., 1998 and 2000). Cestods fauna in spiral intestine of the two species are also different (Zayan and Neifer, personal communication).

Besides anatomic characteristics and genetics, parasitology studies are in fact a very useful tool for the systematic study of elasmobranchs (Ball et al., 2003; Beveridge et al., 2004; Essafi, 1975; Euzet, 1959; Euzet and Radujkovic, 1989; Ktari and Maillard, 1972; Maillard, 1966; Mokhtar–Maamouri and Zamali, 1981 et 1982 ; Neifar et al., 1998 and 1999; Neifar, 2001; Tazerouti, 2007).

Further investigations in the Gulf of Gabès have demonstrated the presence of the two species on the basis of clear differences in morphometric, meristic and anatomic characteristics (Saadaoui, 2010).

In this document we consider *D. tortonesi* as a valid species.

➤ **The marbled stingray *Dasyatis marmorata* (Steindachner, 1892) (Dasyatidae)**

The marbled stingray *Dasyatis marmorata* (Steindachner, 1892) is closely related to *D. pastinaca* (Linnaeus, 1758) and, therefore, the two species are often confused and misidentified. According to Cowley and Compagno (1993), these species can be distinguished by the ratio between the disk length and disk width. In addition, the species differ in coloration: the dorsal surface of *D. pastinaca* is grayish green to olive brown, conspicuous bright blue blotches and branching lines on a golden background on the dorsal surface of the other species.

Dasyatis marmorata was reported for the first time in the Mediterranean in the Gulf of Gabès (southern Tunisia) by Maurin and Bonnet (1970) as *D. pastinaca* var. *marmorata*. This occurrence was confirmed under the same taxon by Quignard and Capapé (1971).

Besides, a closely related species, *Dasyatis chrysonota*, is found in Gulf of Guinea (Fowler 1936), Angola (Krefft 1968) and South Africa (Cowley and Compagno 1993).

Referring probably to earlier taxonomical papers (Cowley and Compagno, 1993) such as Fredj and Maurin (1987) and Capapé and Desoutter (1990), Quignard and Tomasini (2000) considered *D. chrysonota* = *D. marmorata* as a valid species.

On this consideration, many records of this species as *Dasyatis chrysonota* were reported in the Mediterranean, off the coast of Israel (eastern Mediterranean) (Golani and Capapé, 2004) and in the Lagoon of Bizerte (northeastern Tunisia, central Mediterranean) (El Kamel et al., 2009).

In the *Field identification guide to the sharks and rays of the Mediterranean and Black Sea*, *FAO Species Identification Guide for Fishery Purposes*, Serena (2005) gave the name *Dasyatis chrysonota marmorata* and wrote that this name was an interim solution. It may become *D. marmorata* after DNA studies.

Considering photos of *D. chrysonota* off Africa (east Atlantic) (Seret, personal communication), a difference seems to be clear between this Atlantic species and *D. marmorata*. In the *Field identification guide to the sharks and rays of the Mediterranean and Black Sea* (Serena, 2005), the pattern of the so-called *Dasyatis chrysonota marmorata* represents *D. chrysonota* and the photo is of *D. marmorata*. Differences interest mainly the body shape and the dorsal coloration.

Considering tail spine characteristics of stingrays, Schwartz (2007) distinguished *D. chrysonota* and *D. marmorata*.

In conclusion to this bibliographic analysis and following further discussions with colleagues, *Dasyatis marmorata* is a species of western Africa and the Mediterranean (Seret, in press – Dasyatidae, in *FAO species identification guide for Fishery Purposes, The Living Resources of the Eastern Central Atlantic*). *Dasyatis chrysonota* is a South African species. There are several distinctive features (colour and morphology). However, a genetic study should formally reaffirm the validity of *D. marmorata* and redefine the two species (B. Seret, personal communication, 2009).

In this document, we consider only *D. marmorata* and all records of *D. chrysonota* in the Mediterranean as *D. marmorata*. Further investigations should be undertaken.

- **The Halave's guitarfish *Glaucostegus halavi* (Forsskäl, 1775) (Rhinobatidae)**
The species was recorded firstly by Vinciguerra (1884) in the Gulf of Tunis but, following the morphologic description given by the author, it was *Rhinobatos cemiculus* (Quignard and Capapé, 1971). Tortonese (1951) recorded it also in Egyptian waters but this was not confirmed (Ben-Tuvia, 1966). Later, a single specimen was recorded from the Gulf of Gabès (Tunisia) (Ben Souissi et al., 2007). This record seems to be doubtful and a reconsideration of the specimen in question is necessary. It is not considered in this document.
- **Gulper sharks *Centrophorus granulosus* and *Centrophorus uyato* (Centrophoridae)**
This genus needs revision worldwide (Daley et al. 2002, Lloris and Rucabado, 1998).
- **The longfin mako *Isurus paucus* (Lamnidae)**
It is caught in Algeria (Hemida and Capapé, 2008). It will be considered in the list.
- **The blacktip shark *Carcharhinus melanopterus* (Carcharhinidae)**
Carcharhinus melanopterus is an Indo-Pacific species present in the Red Sea (Gohar and Mazhar, 1964) which seems to have colonized the southeast Mediterranean. Branstetter (1984) and Fischer et al. (1987) considered questionable its presence in the western basin. The species is very rare in the Gulf of Gabès where it is reported for the first time by Quignard and Capapé (1971). The capture of a male specimen of one meter long in the Gulf of Gabès, in December 1993, confirms the previous observations of blacktip shark in south Tunisia (Bradai et al., 2002).
- **The tiger shark *Galeocerdo cuvier* (Carcharhinidae)**
Very rare tropical Atlantic species. Its occurrence in the Mediterranean is doubtful, but two substantiated records have been reported in the Mediterranean, first off Malaga, Spain (Pinto de la Rosa, 1994), then in Messina, Italy (Celona, 2000). It is considered in the list.
Two other doubtful species of carcharhinidae family *C. leucas* and *C. longimanus*, recorded in the Mediterranean, have been considered as not valid (Serena, 2005). They are not included in the present list.
- **Sawfish (Pristidae)**
Sawfish was once common in the Mediterranean and eastern Atlantic, but it has now been probably extirpated from Europe and the Mediterranean. Populations depleted because of the destruction of littoral and freshwater habitats and its vulnerability to coastal gillnet fisheries. Only historical records exist.
- **The torpedo rays *Torpedo (Torpedo) alexandrinis* (Mazhar, 1982) and *Torpedo (Torpedo) fuscomaculata* (Peters, 1855) (Torpedinidae)**
These two species are not considered as valid species (Serena, 2005). They are not considered in this document.
- **The African skate *Raja africana* (Capapé, 1977) (Rajidae)**
The validity of this species is questioned in Compagno's 1999 checklist and Serena (2005). We consider it in the list and further investigation should be undertaken.

- **The Rondelet's skate *Raja rondeleti* (Bougis, 1959) (Rajidae)**
The taxonomic status of this species is doubtful (Serena, 2005). It is not considered in the list.
- ***Carcharhinus acarenatus* (Carcharhinidae)**
Moreno and Hoyos (1983) record the presence of a new species *Carcharhinus acarenatus* in the Mediterranean but Compagno (1984) put it in synonymy with the copper shark *C. Brachyurus*.
- **The pigeye shark *Carcharhinus amboinensis* (Müller & Henle, 1839) (Carcharhinidae)**
De Maddalena and Della Rovere (2005) report the first Mediterranean record of the pigeye shark, *Carcharhinus amboinensis* (Müller and Henle, 1839) in the northwest Ionian Sea on the basis of jaws measurements. We do not consider it in our list.

3.2 Mediterranean shark endemic species

Endemism of chondrichthyans in the Mediterranean is low, with only four batoid species (Maltese skate *Leucoraja melitensis*, speckled skate *Raja polystigma*, rough ray *R. radula* and giant devilray *Mobula mobular*) which could be considered endemic (Serena, 2005). Within the Mediterranean, the distribution of chondrichthyan fishes is not homogenous (Serena, 2005).

3.3 Elasmobranchs alien species in the Mediterranean

Eight chondrichthyan alien species have been recorded in the Mediterranean, five sharks and three batoids:

- **The Bignose shark *Carcharhinus altimus* (Springer, 1950)**
This tropical Atlantic species was recorded first on the Moroccan coast, Alboran Sea (Moreno and Hoyos, 1983); one record refers to Levantine waters (Golani, 1996), and the species is now frequent in Algerian waters (Hemida and Labidi, 2001). It is considered as established (on the basis of at least three distinct published records well spread out in time and space).
- **The silky shark *Carcharhinus falciformis* (Bibron, in Müller and Henle, 1839)**
Tropical Atlantic species, recorded first in the Alboran Sea (Moreno, 1987). Subsequently, it was caught in eastern Algerian waters (Hemida and Labidi, 2001) and in Tunisia (Bradai et al., 2002 and 2004).
- **The tiger shark *Galeocerdo cuvier* (Peron and Lesueur, in Lesueur, 1822)**
Very rare tropical Atlantic species; only two substantiated records in the Mediterranean, first off Malaga, Spain (Pinto de la Rosa, 1994), then in Messina, Italy (Celona, 2000).
- **The milk shark *Rhizoprionodon acutus* (Rüppell, 1837)**
Very rare tropical Atlantic species; only a single specimen recorded in the Mediterranean, in the Gulf of Taranto, Ionian Sea (Pastore and Tortonese, 1984).
- **The great hammerhead *Sphyrna mokarran* (Rüppell, 1837)**
Very rare, only a single specimen recorded in the Mediterranean in Camogli, Ligurian Sea, western Mediterranean (Boero and Carli, 1977), introduced probably via Gibraltar.
- **The honeycomb whipray *Himantura uarnak* (Forsskael, 1775)**
Established Indo-Pacific species, introduced via the Suez canal first from Israel (Ben Tuvia, 1955); successive records in Mersin, Turkey (Ben Tuvia, 1966), Lebanon (Mouneinne, 1977), Egypt (El Sayed, 1994), Turkey (Basuta et al., 1998).

- **The Halave's guitarfish *Glaucostegus halavi* (Forsskäl, 1775)**
Only a single record from the Gulf of Gabès (Tunisia) (Ben Souissi et al., 2007) is known. This record seems to be doubtful and a reconsideration of the specimen in question is necessary.
- **The torpedo ray *Torpedo (Torpedo) sinuspersici***
Lessepsian species reported in the Mediterranean, in the Levantine Sea by Saad et al. (2004).

3.4 Spatial distribution of elasmobranchs in the GFCM area

Spatial predicted patterns of species richness in the Mediterranean Sea based on the AquaMaps model [80, and File S2] show that the concentration of rays and sharks occurred in coastal waters especially in the waters of Tunisia and Libya (Figure 3).

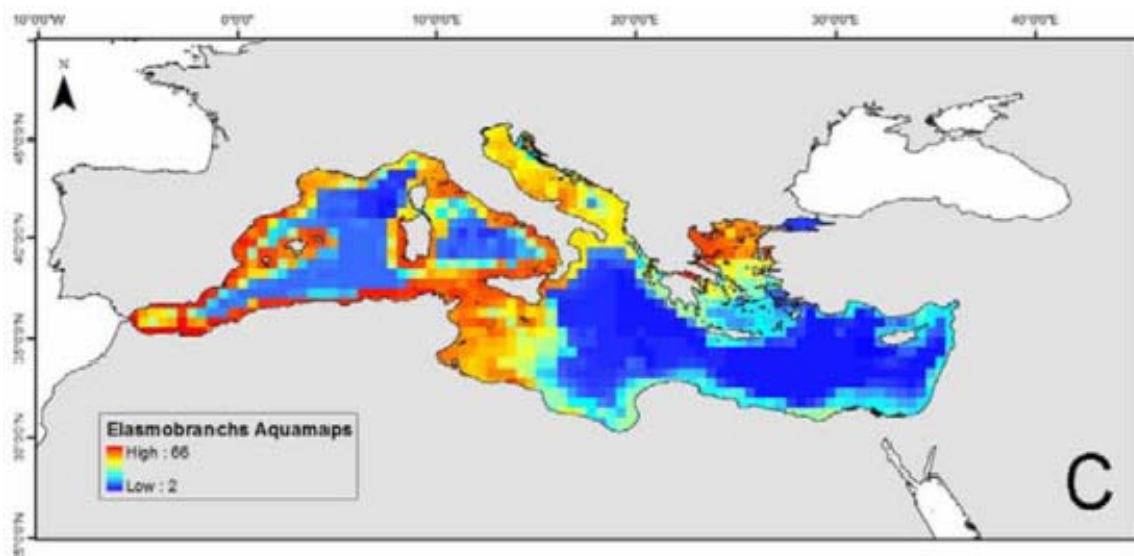


Figure 3 – Spatial predicted patterns of species richness in the Mediterranean Sea based on the AquaMaps model [80, and File S2]. (C) elasmobranchs (n = 74) map was generated without imposing a probability threshold. Colors express species occurrence from blue (little or no occurrence) to red (highest occurrence). The size of the cell is 0.5605 degree (Coll et al., 2010)

Within the Mediterranean, the distribution of elasmobranch fishes is not homogenous (Serena, 2005). Some areas are considered critical habitat for elasmobranchs. For example, Tunisian waters provide a nursery area for the great white shark *Carcharodon carcharias*, the sandbar shark *Carcharhinus plumbeus* and probably for many other species (Saidi, 2008 and Enajjar, 2009). Some species have a restricted range within the Mediterranean, for example a small population of the smalltooth sand tiger shark *Odontaspis ferox* seems to be resident in a particular area off Lebanon (Canavagh and Gibson, 2007). In the Adriatic Sea, the presence of cartilaginous fish species is scarce, especially in the northern part. The basking shark is a rather rare but constantly present species in the eastern Adriatic Sea. However, over the period 2000–2002 their occurrence in that area highly increased (Soldo et al., 2008). Besides its oceanographic characteristics that may limit biodiversity, this area was populated more recently than other parts of the Mediterranean. A total of 52 species of cartilaginous fish have been recorded in the Adriatic Sea. Only ten species are widely distributed. Some bathyal species of the group inhabit exclusively the central and southern parts of this sea (Serena, 2005). In the Black Sea, the number of cartilaginous fish species is lower. The Black Sea fauna is composed of Mediterranean species and most of the organisms present are eurythermic and euryhaline. Thirteen elasmobranchs species are assumed to live in the Black Sea (Serena, 2005). However, it should be noted that several

species of elasmobranchs have been reported in the Marmara Sea which is with the Black Sea and Sea of Azov in the same FAO subarea: Black Sea subarea.

3.4.1 Precisions on the spatial distribution of some elasmobranchs species

- **The dusky shark *Carcharhinus obscurus***
The species is an occasional transient within the Mediterranean. It was recorded in Malta (Fergusson and Compagno, 2000), in the Gulf of Gabès (Saïdi, 2008), in Syria (Saad et al., 2004) and in Palestine (Golani, 2005). Based on capture data, the species may occupy a wider range than supposed.
- **The bronze whaler shark *Carcharhinus brachyurus***
The species was not cited along the oriental basin. Its occurrence in the Mediterranean Sea may be confined only in the occidental basin. It was recorded on the Algerian coast (Hemida et al., 2002), in the Balearic Islands (Moery and Massuti, 2003) and in Sardinian waters (Storai et al., 2007).
- **The sandtiger shark *Carcharias taurus***
The occurrence of the species seems to be restricted to the occidental basin. However, the species is probably disappearing from the area (Fergusson et al., 2000).
- **The bramble shark *Echinorhinus brucus***
In the oriental basin, the species occurred only in the northern coast of the Mediterranean Sea. It was recorded in the Sea of Marmara (Kabasakal, 2003). The species has not been observed along the southern coasts of the oriental basin.
- **The longfin mako *Isurus paucus***
The species is rare in the area. It is accidentally caught.
- **The angel sharks *Squatina aculeata* and *S. Squatina***
These two species occurred along all Mediterranean coasts. However we think that these squatinidae are disappearing from several areas.
- **The piked dogfish *Squalus acanthias***
The species occurs along the occidental basin coasts and only along the northern coast of the oriental basin of the Mediterranean. The species is abundant in the Black Sea (Avsar, 2001; Ademürhan and Seyhan, 2006).
- **The Portugese dogfish *Centroscymnus coelolepis***
The occurrence of this species may be restricted to the northern occidental basin. According to our investigations and also to the literature, there is no mention of this species along the North African coasts.
- **The bigeye thresher *Alopias superciliosus***
The species may occupy all the Mediterranean Sea. It has been observed in Syria (Saad et al., 2004), the Ionian Sea and the Levantine basin (Megalofonou et al., 2005; Golani, 2005).
- **The guitarfishes *Rhinobatos Glaucostegus cemiculus* / *R. rhinobatos***
These two species are common off the southern coasts of the Mediterranean and uncommon elsewhere (no recorded in MEDITS campaigns) (Bertrand et al., 2000; Baino et al., 2001).
- **The marbled stingray *Dasyatis marmorata***
Capapé (1989) suggested that in the southern Tunisian waters, *D. marmorata* undergoes competitive pressure from related dasyatid species. Consequently, it inhabits restricted areas in the Gulf of Gabès, entering a closed hyperhaline lagoon, the Bahiret el Biban (Capapé and

Zaouali, 1992, 1993, 1995). Nowadays, this species extends its distribution area (Enajjar, 2009; El Kamel et al., 2009; Golani and Capapé, 2004).

– **The shagreen skate *Leucoraja fullonica***

L. fullonica is generally distributed in the western Mediterranean Sea and in the Atlantic Ocean from Iceland to Madeira and northern Morocco (Stehmann and Bürkel, 1984). Recently, Zupa et al. (2010) have recorded this species, easily misidentified with *Leucoraja circularis* Couch, 1838, in the southern Adriatic Sea.

3.5 Critical habitats of elasmobranchs in the GFCM area

Critical habitats should be identified for conservation purposes. In fact, a big lack of knowledge on critical habitats for this group was noted in the Mediterranean and Black Sea. However, some mapping of nursery areas and spawning ground for some species are being carried out by some countries.

Some areas are considered as critical habitats for chondrichthyans. For example, the Tunisian waters provide a nursery area for the white shark *Carcharodon carcharias* (centre of Tunisia) and for the sandbar shark *Carcharinus plumbeus* (Bradai et al., 2005) (Gulf of Gabès – south of Tunisia). This area seems to be also a nursery for many other elasmobranchs (Saidi, 2008 and Enajjar, 2009). However, a large knowledge on the presence of juveniles, gravid females and other biological parameters (i.e. size at first maturity) is strongly needed to identify a nursery area in order to make solid conclusions to restrict the areas to be protected, possibly in order to create MPAs, since the Gulf of Gabès is the most fished area in Tunisian waters.

Aggregations of basking shark *Cetorhinus maximus* have been observed in the northern Balearic region, the Northern Adriatic and the Tyrrhenian Sea (Walker et al. 2005).

3.6 Status of the Mediterranean elasmobranchs species in the IUCN Red List

Among 71 Mediterranean species, assessed within the framework of the IUCN red list (2007 regional assessment), 42.25 percent are vulnerable and endangered to critically endangered, 18.31 percent are Near Threatened (NT) and 25.35 percent are Data Deficient (DD) (Table 1). The status of all species assessed is represented in appendix IV.

This assessment clearly shows the vulnerability of elasmobranchs and the lack of data on this fish group.

Table 1 – IUCN Red List of Mediterranean elasmobranchs species (Gibson et al., 2007)

IUCN Red List categories	Number of species
Critically Endangered (CE)	13
Endangered (E)	08
Vulnerable (VU)	09
Near Threatened (NT)	13
Least Concern (LC)	10
Data Deficient (DD)	18
Not Evaluated (NE)	0
Total number of species	71

4. ELASMOBRANCHS FISHERIES IN THE GFCM AREA

4.1 FAO statistics of elasmobranchs

Elasmobranchs fish species are exploited for their fins, skin, jaws or meat. Sometimes they are directly targeted by commercial and recreational fisheries while in other cases they are incidentally caught as bycatch. In the Mediterranean Sea, elasmobranchs fish catches represent only 1.1 percent of the total landings (Serena, 2005).

In many areas of the world such as the Mediterranean Sea, a decline in cartilaginous fish species landings has been observed while fishing effort has generally increased. The catches during the last 30 years show an increasing trend; 24 000 tonnes attained in 1983 and, since then, a regular decrease has been observed. The elasmobranchs productions in 2007–2008 reach about 7 000 tonnes annually (Figure 4). Sharks represent 1.3 times the production of batoids (Figure 4).

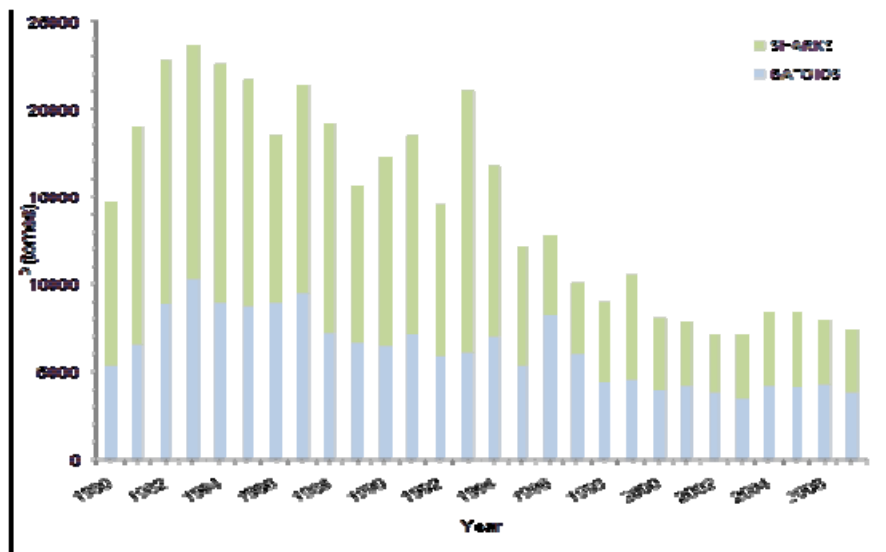


Figure 4 – Mediterranean and Black Sea trends of elasmobranchs catches from 1980 to 2008

Countries generally report shark statistics without distinction between species or, worse still, the species are not recorded at all. Moreover, FAO data only report official landings and therefore bycatch returned to the sea is not included. About 50 percent of the estimated global catches of elasmobranchs fish species is gathered as bycatch and these are not mentioned in official fishery statistics.

In order to improve statistics, the Workshop on selectivity improvement and bycatch reduction (Tunis, Tunisia, 23–25 September 2009) suggested that a protocol should be developed to collect and promote the collection of basic data on species of conservation concern. The aim of the protocol is to collect data which can then be fed into existing databases. The data collection is notably aiming to characterize and assess captures of species of conservation concern including unwanted species and size classes. The data is required by operational unit in order to fit into the GFCM Task I data matrix.

The Triakidae and Rajiiformes groups (without distinction of species) represent, on average, 70 percent and 87 percent respectively of sharks and batoids captured during the last 30 years in the Mediterranean and the Black Sea (Figures 5 and 6).

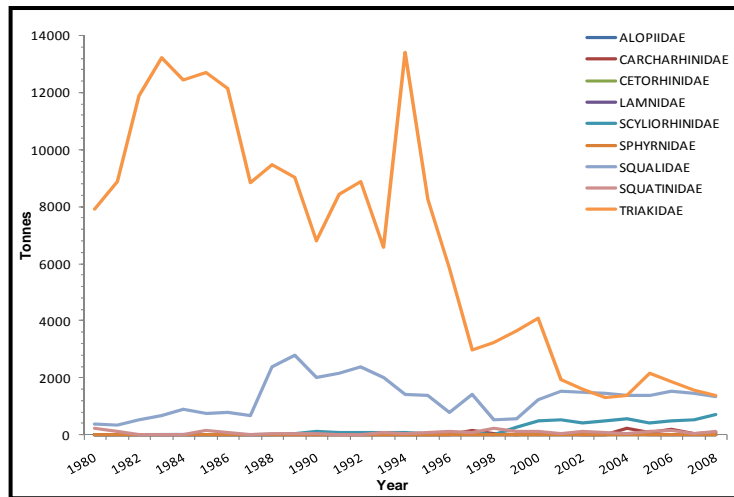


Figure 5 – Mediterranean and Black Sea trend of catches of sharks from 1980 to 2008

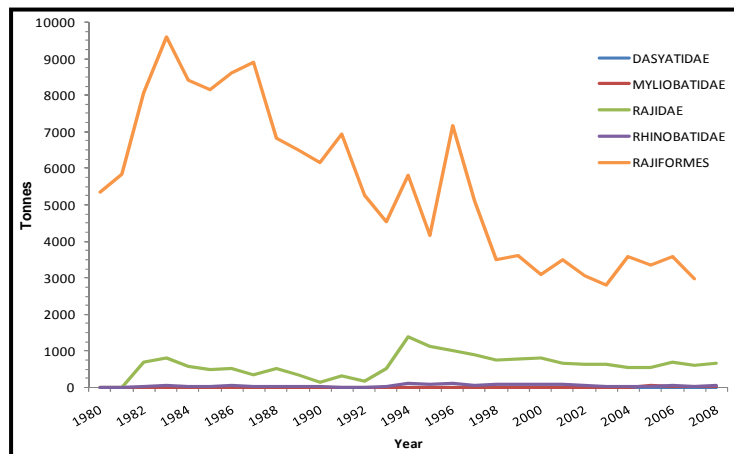


Figure 6 – Mediterranean and Black Sea trend of catches of batoids relatives from 1980 to 2008

The major elasmobranchs fishing countries within the Mediterranean are Italy, Turkey and Tunisia; they contributed on average with 76 percent in the production of elasmobranchs during the period 1980–2008 (Figure 7).

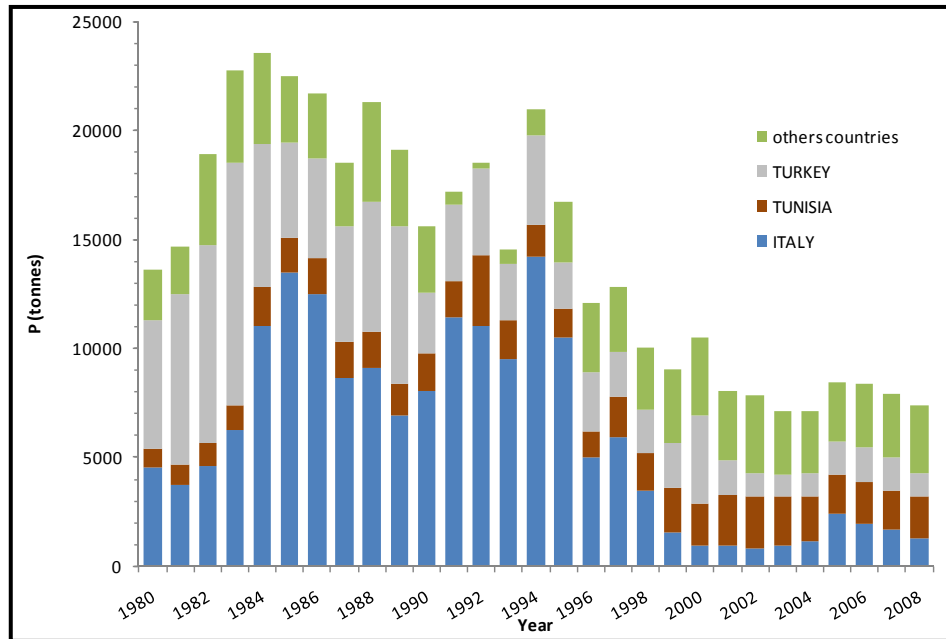


Figure 7 – Contribution of Italy, Turkey and Tunisia in the elasmobranchs production in the Mediterranean and the Black Sea from 1980 to 2008

Low production characterizes priority species of the GFCM (*Rostraraja alba*, *Isurus oxyrinchus*, *Lamna nasus*, *Prionace glauca* and *squatina squatina*); this represents about 250 tonnes for *Prionace glauca* and does not exceed tens of tonnes annually for the others species. Statistical information for *Mobula mobular* and *Carcharodon carcharias* are absent (Figure 8).

Raja clavata seems to be among the few species for which production is increasing. This relates to the new fishing habits and not to the good status of the exploitation of the population (Figure 8).

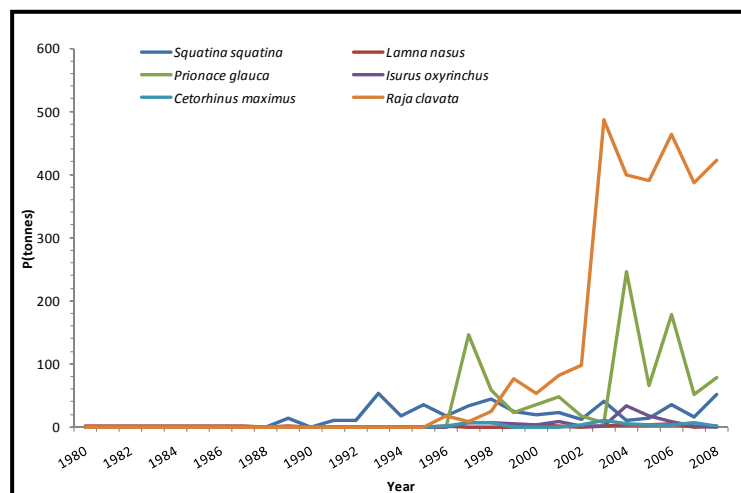


Figure 8 – Landings evolution of some elasmobranchs species in the Mediterranean and the Black Sea between 1980 and 2008

4.2 Fishing gears for elasmobranchs

In the Mediterranean, almost no elasmobranchs are subject to directed fisheries, but elasmobranchs constitute part of the bycatch in most local artisanal fisheries.

Catches of elasmobranchs primarily derive from two different fisheries: the pelagic artisanal fishery with longlines and gillnets, where smoothhounds are the most common group, and the demersal trawl fishery, where rays and catsharks constitute the main groups among elasmobranchs. In both cases, elasmobranchs represent only a bycatch, the longline fishery being directed to swordfish or tunas and the trawl fishery to various assemblages of finfish, shrimps and cephalopods.

4.3 Elasmobranchs bycatch

In recent years, bycatch has become one of the issues to be considered in any development of fisheries. Indeed, in addition to their biological and ecological impacts, incidental catches involve also a loss of biological resources (Hall *et al.*, 2000). In 1994, FAO estimated that 27 millions of tonnes of marine products caught were not landed and were non-target species and particularly discards. This is mainly due to the low selectivity of fishing gear used. The bycatch of juveniles of commercial species may adversely affect future stock and catch levels (Hall *et al.*, 2000). On the other hand, the ecological consequences of bycatch are worrisome when it comes to endangered species such as marine mammals, seabirds, turtles and elasmobranchs. These groups of species are very sensitive given their particular biological characteristics (Musick *et al.* 2000; Gilmen *et al.*, 2006). Bycatch can induce imbalances between top predators and prey and consequently affect biodiversity (Hall *et al.*, 2000). The biology of elasmobranchs, late sexual maturity, long life cycle, low fecundity, long lifespan and the fact that they are at the top of the food web, make them more vulnerable to fishing than most teleosts (Stevens *et al.*, 2000).

Elasmobranchs in the Mediterranean are mainly coastal species (80 percent) and mostly benthic fauna, and this is likely to be affected by fishing activities, concentrated mainly in coastal areas. Several species (12 species) are pelagic. The species of depths (15 species) are particularly benthic. Target fishing of these species is unusual in these waters. Only a few species of elasmobranch are targeted. In the Mediterranean, more than 100 000 sharks are taken as incidental catch each year. The incidental catch of these species is highly variable in time, space and use of fishing techniques. However, the magnitude of these catches and discards is not well documented.

To this end, the incidental capture of elasmobranchs by commercial fisheries has been subject to a special attention in order to obtain a better knowledge of targeted and incidental catch of sharks and conservation of populations (IPOA–Shark, FAO, 1999).

In this part of the document dealing with elasmobranchs bycatch, we analyse the available bibliographic data on this issue in the Mediterranean and Black Sea. Results are given according to geographic fishing areas, fishing gears and species or groups of species.

4.3.1 Elasmobranchs bycatch definitions

There are several definitions of what bycatch or incidental catch is:

- "That portion of the catch returned to the sea as a result of economic, legal or personal consideration plus the retained catch of non–target species" (McCaughran, 1992).
- "Animals other than the target species which are unmarketable because they are too small or for some other reasons" (Alverson *et al.*, 1994).
- "That portion of the capture that is discarded at sea dead (or injured to an extent that death is the most likely outcome) because it has little or no economic value or because its retention is prohibited by law" (Hall, 1996).
- "All catches of sharks and rays in fisheries targeting other species" (Bonfil, 2005).

- "The total catches of unwanted animals including vulnerable and endangered species. By-catch of commercial species should be reported as associated species (associated species: commercial non targeted species)" (GFCM fisheries glossary).
- "Part of a catch of a fishing unit taken incidentally in addition to the target species towards which fishing effort is directed. It may be retained for human use or some or all of it may be returned to the sea as discards, usually dead or dying" (among other bycatch definitions in the FAO fisheries glossary).

In simpler words, these definitions say respectively that bycatches are:

- All discards plus retained non-target species;
- Discards of non target species;
- All dead discards.

In this document, we opt for the Bonfil definition. This definition is specific for elasmobranchs.

4.3.2 Literature dealing with fisheries and bycatch of elasmobranchs

Ninety-three papers were identified and analyzed in the context of this topic. They cover many aspects and approaches to fisheries. The chronology of appearance of publications shows that interest in the incidental catch is relatively recent; 7 papers before 1990, 14 in 1990s, 35 from 2000 to 2004 and 40 from 2005 to 2012 (Figure 9).

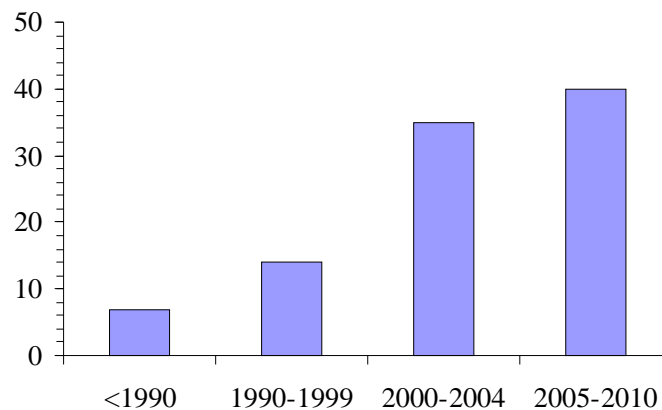


Figure 9 – Temporal distribution of the number of published papers dealing with elasmobranch bycatch in the region

Papers on this issue relate mainly to the western Mediterranean followed by the central Mediterranean on the one hand and trawlers followed by longlines on the other hand (Appendix II).

4.3.3 Elasmobranchs bycatch in trawl fisheries

All cartilaginous fishes are caught accidentally in most fishing gear in the Mediterranean (Cavanagh and Gibson, 2007) (Figure 10). It seems that trawlers, longlines and nets pose the major threat.

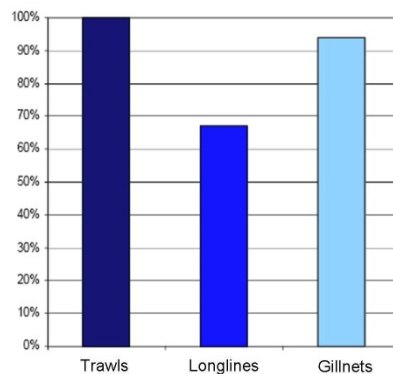


Figure 10 – Percentage of elasmobranch species (n=71) within the Mediterranean, for which bycatch in trawls, longlines and nets, pose a major threat (Cavanagh et Gibson, 2007)

Mediterranean trawling uses various techniques suitable for the production of benthic, demersal and pelagic species. It is practiced by a little more than 10 percent of the Mediterranean fleet. Trawlers contribute approximately to a little more than half of the landed catch, which underlines the importance of this activity.

This technique generates several problems: juvenile catches, important discards and negative impact on the environment (Sacchi, 2007). In the Mediterranean, discards constitute over 40 percent of the catch (Sanchez et al., 2004).

There is no fishery targeting elasmobranchs, but all species are mainly caught by this fishing gear; 62 species are listed in trawl fisheries in Greece, 62 in Catalonia and 74 in Italian waters (Bertrand et al., 2000). However, demersal species, particularly *Galeus melastomus*, *Etmopterus spinax*, *Scyliorhinus canicula*, *Mustelus sp* and rajidae, are most caught (Baino et al. 2001; Massuti and Morant, 2003). The proportion depends on the landed value of species and regions.

In Balearic Islands, *S. canicula*, *G. melastomus*, *E. spinax* represent 4.91 to 8.24 percent by weight of total catches (Carbonell et al., 2003). Discards from these species represent 1 to 6.5 percent. In the Alboran Sea, trawlers targeting the red shrimp *Aristeus antennatus*, catch more *G. melastomus* than the target species (Torres et al., 2001).

Among rays, it is noted that *Raja clavata*, *R. radula* and *R. miraletus* are the species most commonly caught in the Mediterranean trawling (Bertrand et al. 2000; Abella and Serena, 2005).

This technique generates occasional catch of pelagic sharks as *Alopias vulpinus*, *Prionace glauca*, *C. carcharias*, *I oxyrinchus* and rarely the basking shark *Cetorhinus maximus*. In the Mediterranean, 5 percent of the basking shark catches are reported in trawl fisheries (Mancusi et al., 2005). Furthermore, this gear generates capture of juvenile white sharks mainly in the central Mediterranean and especially in the Gulf of Gabès, where respectively 30 percent and 80 percent of the white shark and the Bluntnose sixgill shark *Hexanchus griseus* are caught by benthic trawlers (Saidi et al., 2007). For this fishing gear, very often the information concerns a listing of species without an estimate of catch rates by fishing effort. Recently, preliminary information on this issue was reported in the Aegean Sea (Damalas et al., 2010) and in the Gulf of Gabès (Hamdaoui, 2010).

The number of individuals for each of the three species caught, percentage of total catch and their occurrence as well as abundance indices (mean CPUE) in the 342 hauls of the bottom trawl experimental surveys in the Aegean Sea (Damalas *et al.*, 2010) were as follows:

<i>Raja montagui</i>	Spotted ray	405	0.08 percent	21.3 percent	1.7
<i>Scyliorhinus canicula</i>	Small-spotted catshark	10,909	2.21 percent	67.0 percent	46.2
<i>Torpedo marmorata</i>	Spotted torpedo	259	0.05 percent	21.9 percent	1.3

The study in the Gulf of Gabès shows that Elasmobranchs by catch averaged 5.42 percent of the total landing (1.7 percent sharks and 3.7 percent rays). Fishes, cephalopods and crustaceans represent respectively 74.15 percent, 12.32 percent and 9.4 percent of the total landings. The CPUE was estimated at 70.10 Kg/Landing (CPUE=23.25 Kg/landing for shark and 46.75 for rajiforms). The CPUE (Kg/landings) for the major elasmobranch families caught in the Gulf of Gabès by bottom trawlers are shown in table 2 (Hamdaoui, 2010).

Table 2 – CPUE (Kg/landings) for the major elasmobranch families

Families	CPUE
CARCHARHINIDAE	0.8087
TORPEDINIDAE	1.4407
SCYLIORHINIDAE	2.5908
RHINOBATIDAE	5.1687
SQUALIDAE	5.2494
RAJIDAE	14.0726
TRIAKIDAE	15.0187
MYLIOBATIDAE.	17.7554
DASYATIDAE	19.6659

Bycatch varies greatly, not only in terms of weight, but also in the number of species. The abundance indices (CPUE) was estimated for rare species; *Raja alba* (0.1 specimens/landing), *Gymnura altavela* (0.05 specimens/landing), *Heptranchias perlo* (0.05 specimens/landing), *Mustellus asteria* (0.019 specimens/landing), *Carcharodon carcharias* (0.014 specimens/landing).

The western bassin is relatively the most studied zone (Tyrrhenian Sea, Ionian, Aegean and the Balearics). On the southern side, apart from the Gulf of Gabès, studies of this issue are practically absent.

The sustained increase in trawl fishing effort appears to have contributed to a decline in biodiversity of the Mediterranean elasmobranchs (stock and habitat) (Aldebert, 1997; Peladic-Jukic *et al.*, 2001).

4.3.4 Elasmobranch bycatch in longline fisheries

Several types of longlines are used in the Mediterranean. Depending on the species targeted, either demersal or pelagic, there are respectively bottom longline and surface longline. The surface longlines targets, according to the hook size and immersion depth, mainly swordfish (*Xiphias gladius*), albacore (*Thunnus alalunga*) and tuna. These lines generate significant bycatch of sharks.

At least 12 species of sharks (*Prionace glauca*, *Isurus oxyrinchus*, *Alopias vulpinus*, *Galeorhinus galeus*, *Lamna nasus*, *Alopias superciliosus*, *Sphyrna zygaena*, *Hexanchus griseus*, *Carcharinus plumbeus*, *Squalus blainvillei*, *Mustelus mustelus* and *Cetorhinus maximus*) are affected by surface longline (Di Natale, 1998; Mejuto *et al.* 2002; Megalofonou *et al.*, 2005a, b). In addition, bycatch of young white shark (*Carcharodon carcharias*), *Dasyatis violacea* and *Mobula mobular* are also reported in longline fisheries in the Mediterranean (Filanti *et al.*, 1986; Garibaldi, 2006; Peristeraki *et al.*, 2007).

Generally, sharks are landed to be sold while rays are rejected for most at sea (Di Natale, 1998).

Bottom longlines incidentally bring several demersal species such as *Mustelus sp.*, *Squalus sp.*, *Torpedo sp.* and some *Rajidae* (Stergiou et al., 2002).

A study of pelagic longline fisheries in several northern Mediterranean areas has shown that sharks represent generally 6.2 percent by number and 13.5 percent in biomass in the total catch of these fisheries (Megalofonou et al., 2005b). For the study areas, the catch rate was the highest in the Alboran Sea (34.3 percent) followed by the Adriatic (15.11 percent). CPUE averaged 0.74 ind/1000 hooks (Megalofonou et al., 2005a, b). CPUE is higher in the Alboran Sea (3.8 percent ind/1000 hook) and Adriatic (1 ind/1000 hook) than in other areas (Megalofonou et al., 2005 b).

The importance of sharks in terms of weight in the catch varies with the type of longline; it represents 17.7 percent and 0.3 percent respectively in longline fisheries targeting swordfish and albacore (Megalofonou et al., 2005a, b).

Along the coast of Morocco, studies show that shark catches do not exceed 3 percent of total weight landed by surface longline (Srouf and Abid, 2004).

In all areas studied, the blue shark, *P. glauca*, is the the most represented species in the catch of surface longline. It represents over 70 percent of the elasmobranchs catch. It is followed by mako *Isurus oxyrinchus*. It also seems that for all species, individuals captured in the Levantine basin are larger than those caught in the western basin of the Mediterranean (Megalofonou et al., 2005a, b).

Bottom longline catch especially batoids; in the Aegean Sea, the *Rajidae* (*Raja radula*, *R. clavata* and *R. miraletus*) represent 6 to 19 percent of the total catch. These rates vary with the hook size (Stergiou et al., 2002).

It is finally noted that studies of elasmobranch fishery bycatch by hooks are missing on the southern shore of the Mediterranean.

4.3.5 Elasmobranch bycatch in driftnet fisheries

A driftnet is a net held near the sea surface by floats and drifting with the current. It is most often attached only to the fishing vessel. The drift nets in the Mediterranean are used primarily for large pelagic (bluefin tuna, swordfish). Although banned now, few fleets Mediterranean (France, Italy, Morocco, and Turkey) continue to use it. They generate incidental catch of elasmobranchs (EJF, 2007). Morocco seems to be doing a lot of efforts to ban this net.

Incidental catches of large sharks (*Prionace glauca*, *Carcharhinus carcharias*, *Alopias vulpinus*, *Isurus oxyrinchus* and *Cethorhinus maximus*), the pelagic stingray *Pteroplatytrygon violacea* and the giant devil ray *Mobula mobular* have been cited in various driftnet fisheries (Di Natale et al., 1995; Silvani et al., 1999; Celona, 2004 and Tudela et al., 2005).

In the Strait of Gibraltar, the monitoring of Moroccan and Spanish driftnet fisheries reveals that elasmobranchs represent less than 1 percent of total catches (Silvani et al., 1999).

In Italian waters, CPUE was estimated at 0,005 specimen/km for *A. vulpinus*, 0.009 sharks/km for *P. glauca*, 0,001 specimens/km for *C. maximus*, 0.022 individuals/km for *P. violacea* and 0,005 individuals/km for *M. mobular*.

The monitoring of Moroccan driftnet fisheries reveals that in twelve months this fleet catch 20 000–25 000 pelagic sharks (*P. glauca*, *I. oxyrinchus*, *A. vulpinus*) in the Alboran Sea and from 62 000 to 92 000 individuals in the Strait of Gibraltar (Tudela et al., 2005). In the Ionian Sea, sharks represent

11.3 percent by mass of drift net catches (Megalofonou et al., 2005). CPUE represents 0.04 individuals/km of net.

For the basking shark *C. maximus*, driftnets contribute to about 1 percent of total catch (Mancusi et al., 2005).

4.3.6 Elasmobranch bycatch in trammel nets and gillnets fisheries

Trammel nets and gillnets are the nets most commonly used by small Mediterranean fisheries. These nets are often used at night. The length of set nets depends on the size of the fishing boat.

In the Mediterranean, there is a little use of gillnet targeting sharks. We mention a spring artisanal fishery targeting hound sharks *Mustelus sp.* and dogfish sharks *Squalus sp.* in the north of the Adriatic Sea and one in the Gulf of Gabès targeting *Mustelus sp.*, *Carcharhinus plumbeus* and *Rhinobatos sp.* (Bradai et al., 2006). The mesh size varies from one group of species to another. However, these nets bring several other non-target species: species *Scyliorhinus canicula*, *Squalus acanthias*, *S. stellaris*, *Myliobatis aquila*, *Pteromylaeus bovinus*, *Galeus melastomus*, *Centrophorus granulosus*, *Carcharhius sp.*, *Dasyatis sp.* (Costantini et al., 2000 and Morey et al., 2006).

Regarding trammel nets, monitoring of fisheries in the Balearic islands shows the capture of 12 species of elasmobranchs (ten sharks and two rays) representing 10 percent in abundance and 28 percent in biomass of the total catch. The most common species are *Dasyatis pastinaca*, *Raja radula* and *Torpedo marmorata* representing respectively 48 percent, 24 percent and 15 percent of catches of elasmobranchs (Morey et al., 2006).

In the Aegean, elasmobranchs (mainly Rajidae) represent 6 percent to 10 percent by weight of total catches of trammel (Stergiou et al., 2002).

Trammel nets contribute by 30 percent of the total catch of basking shark in the Mediterranean (Mancusi et al., 2003).

4.3.7 Elasmobranch bycatch in purse seine fisheries

The purse seine is constituted by a long net made of a series of layers of different mesh sizes with floats on the headline and weights attached to the bottom rope. The codend or "pocket" is located at one end.

Although there is little information available in the literature on the bycatch of encircling nets, these nets occasionally catch pelagic sharks and stingrays in fisheries of the bluefin tuna and small pelagic (Hattour et al., 2000; Fromentin and Farrugio, 2005). In the central Mediterranean over 70 percent of the white shark catches are reported to the purse seine (Fergusson, 1996, Saidi et al., 2005). Other species are also reported in the catch, *Isurus oxyrinchus*, *Cetorhinus maximus* and *Alopias vulpinus*.

4.3.8 Elasmobranch bycatch in tuna trap fisheries

These fixed fisheries are placed along the coast, on the passage of migratory species, especially bluefin tuna as they approach the shore. These structures were distributed along the Mediterranean coast, mainly from Italy, but today and after the fall of their productions, many have been abandoned. Some, however, currently remain on the main islands of Italy and Tunisia. Incidental catches of sharks are historically reported (Vacchi et al., 2000).

Recent observations show that at least three species of large pelagic sharks are caught in traps. They are the white shark *Carcharodon carcharias*, the mako shark *Isurus oxyrinchus* and the thresher shark *Alopias vulpinus*. In the trap of Sidi Daoud, north of Tunisia, sharks represent 0.3 and 2.3 percent in biomass of total catch (Hatour et al., 2004).

4.3.9 Suggestions for reducing the bycatch of elasmobranchs in trawl fisheries

The use of Bycatch Reduction Devices (BRD), similar to those used for marine turtles, TED (Turtle Excluding Device), could be an effective solution for the escape of unwanted animals (Ferretti and Myers, 2006).

These exhaust systems placed in front of the codend and involving a rigid grid splitter and an escape preferably oriented toward the bottom have been successfully tested in Australian fisheries. Among these systems, we cite the NAFTED, Super shooter TED used for turtles, sharks and rays and the SEYMOUR, which is more suitable for large individuals. These systems are effective in reducing the catch of large animals but also small fish, and they can therefore represent significant commercial losses.

4.3.10 Suggestions for reducing the bycatch of elasmobranchs in gillnet fisheries

Based on experiences undertaken in North Carolina on bottom gill nets, it is suggested to increase the tension of nets to reduce catches of sharks. The tension of the net could be amplified by increasing the weights and buoyancy and by adding more floats. The impact on commercial production should be evaluated.

4.3.11 Suggestions for reducing the bycatch of elasmobranchs in longlines fisheries

On the basis of experiences gained in several longline fisheries (Gilman et al., 2007), the following recommendations are important:

- Setting longline at day and by depth. In fact the main species of pelagic sharks and stingrays *Dasyatis sp.* are usually taken in surface waters (Williams 1997) and shark activity is generally nocturnal. This recommendation runs counter the conservation of seabirds.
- Avoid attracting sharks and rays by avoiding jettison of waste, viscera and unmarketable fish to not attract night eaters, as are most elasmobranchs.
- Reduce setting time, so that elasmobranchs are attracted in large numbers by the captured preys.
- Avoid certain types of bait which may be more attractive than others; several observations made by professionals have shown that sharks are more attracted by squid than fish. To avoid catching rays and sharks, mackerel or horse mackerel should be used instead of sardines.
- Furthermore, the development of artificial bait may contribute favourably to the reduction of catches of sharks and rays (Erickson et al., 2000).
- Reduce the mortality induced by fishing operations. Since the majority of elasmobranchs caught by longline are alive at the time of retrieval of longlines, they should be released immediately if possible. In general, the use of monofilament that sharks can more easily cut is preferable to any other type of synthetic braided fibres or steel (De la Serna et al., 2002).
- Repel elasmobranchs baited hooks. Pre-treatment of baits with synthetic substances could keep out carcharhinid without affecting other fish (Tachibana and Gruber, 1988).

- Small magnets in alloy steel, neodymium and boron would be able to keep away small sharks and rays of baited hooks (Gilman, 2007).

Many other management tools and technical procedures could be suggested to reduce bycatch:

➤ **Size limits**

Size limits can be legal minimum sizes or legal maximum sizes. They can be an effective management measure where sharks are landed from the fishing gear live and in condition where the survival rate of released animals is high. Hence, they are effective for many species that survive release from hooks, seine nets, and fish traps, but are not effective for many species released after capture by gillnets and trawls where survival rates are low.

➤ **Reducing effort**

This limitation reduces bycatch in the same proportion as the effort reduction and can be obtained by (1) a limited number of licenses to take fish (2) reducing fishing time (3) restricted capacity of the fleet. These measures are often incompatible with the social objective of providing employment for fishing communities.

➤ **Regulations on fishing gears**

Regulations on fishing gears can be used to control fishing mortality, impacts on habitats and ecosystems, and the food quality of retained fish. Regulation is efficient in capturing target species while avoiding small animals to minimize growth overfishing and large breeding animals to minimize recruitment overfishing of the species.

➤ **Marine Protected Areas**

It is widely recognized that, in order to achieve biodiversity conservation and recovery of species populations, an overall reduction of trawling effort must be made, involving the closure of fishing areas and creating Marine Protected Areas (MPAs), the most restrictive measure (Fogarty 1999, Lubchenco et al., 2003). Existing studies indicate that well managed networks of Marine Protected Areas could save ecosystems from several threats such as climate change and fisheries, protect habitats and allow species to use these habitats for feeding or reproduction (Parnell et al., 2006). MPAs are an essential tool for marine conservation in the sense that they are designed to protect pristine areas which are sensitive to human activities and to protect communities from further degradation (Allison et al., 1998; Sainsbury and Sumaila 2003). Marine Protected Areas can be efficient to manage sharks fisheries (to protect nursery area, parturition zones, etc.).

➤ **Temporary closure of fishing areas**

Temporary closure of fishing areas can be efficient to reduce capture at critical stages of the life history of the species (new born, pregnant females, etc.).

5. DYNAMIC POPULATIONS AND STOCK ASSESSMENT OF ELASMOBRANCHS/ABUNDANCE INDICES

Population dynamics and demographic of elasmobranch fishes are poorly understood worldwide. The paucity of knowledge is due to the difficulty in studying elasmobranch populations and assessing their sizes and to the lack of basic biological and ecological information for numerous species (mainly age and growth parameters).

In the Mediterranean Sea, there are no standardised studies on elasmobranch population dynamics. However, some assessments, based on abundance indices such as elaborated within the framework of MEDITS bottom trawl surveys, are available. Various studies give data on species richness, population structure, distributional pattern, mean catch rates, abundance and biomass, mean weight for many species.

References inventoried on this issue are: 8, 17, 22, 23, 77, 306, 323, 345, 370, 406, 428, 430, 449, 475, 508, 532, 539, 540, 543, 574, 578, 582 and 583 (Appendix I). These references concern the northern part of the Mediterranean.

Among all species, *Galeus melastomus*, *Scyliorhinus canicula*, *Etmopterus spinax*, *Squalus acanthias*, *Raja asterias* and *Raja clavata* are the more studied. Biomasses and abundance indices (kg/km² or individuals/mm²) are relatively important for four species: *Etmopterus spinax*, *Scyliorhinus canicula*, *Galeus melastomus* and *Raja clavata*. These species were abundant everywhere in the studied area, i.e. European coasts, northern Mediterranean (Baino et al., 2001; Baino and Serena, 2005; Bertrand et al., 2000; Rey et al., 2004). Series of data based on the MEDITS programme are too short to identify specific trends in species abundances (Bertrand et al., 2000). This programme should be extended to the entire region.

Indices of abundance expressed in CPUE are developed in the bycatch section of this document.

5.1 Landings structure of some common elasmobranchs in the Mediterranean

There is evidence that the elasmobranchs of the Mediterranean are declining in abundance and diversity. Their biological characteristics (low fecundity, late maturity and slow growth rates) make them vulnerable to fishing pressure mainly at juvenile stages. A big proportion of landed specimens are generally juvenile. The following studies illustrate clearly this issue.

The size composition of the most bycaught species varies with gears types. Trawls tend to catch more juvenile specimens than longline. Figure 11 shows the landings structure of *Mustelus mustelus* in trawling and longline fisheries of the Gulf of Gabès. Trawl catch consists mainly of immature individuals while longline catches more mature ones.

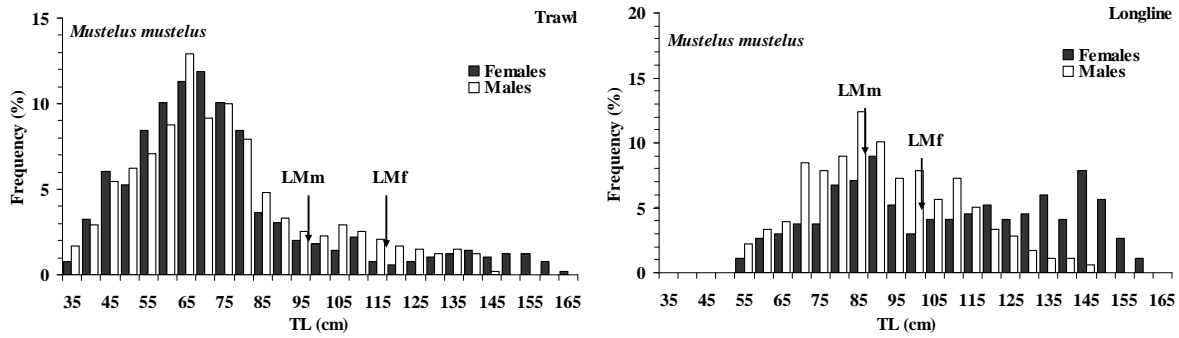


Figure 11– Size distribution in trawl and longline landings of *Mustelus mustelus* in the Gulf of Gabès. LMm and LMf: Size at first maturity respectively of males and females (Saidi, 2008)

In Italian waters, trawling captures demersal species at different stages. All immature individuals of *S. canicula* are discarded while some immature individuals of *R. clavata* are landed. Almost, all specimens of *R. asterias* are immature (Figure 12).

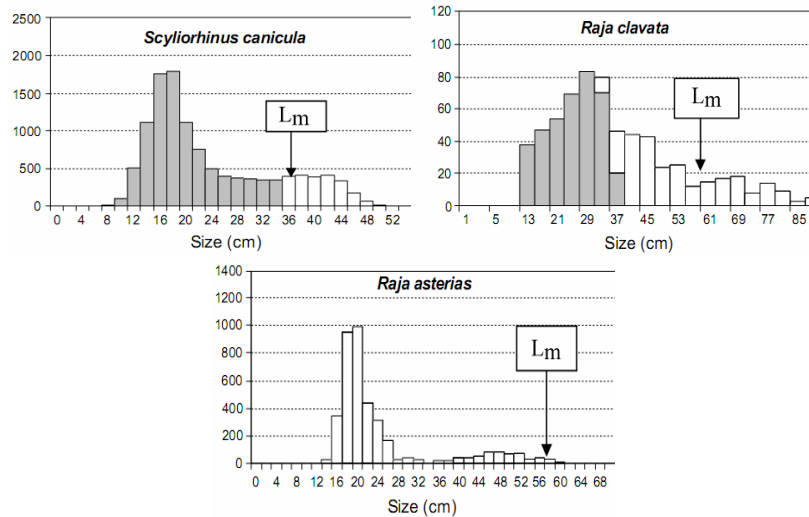


Figure 12 – Size distribution in the trawl catches of *S. canicula*, *R. asterias* and *R. clavata* (Abella and Serena, 2005). Dark bars: discarded fraction; Lm: size at first maturity of females

In the Gulf of Gabès, gillnet catches of *Glaucostegus cemiculus* consist mainly on adults, whereas juvenile and subadult specimens are more frequent in trawl fisheries (Figure13).

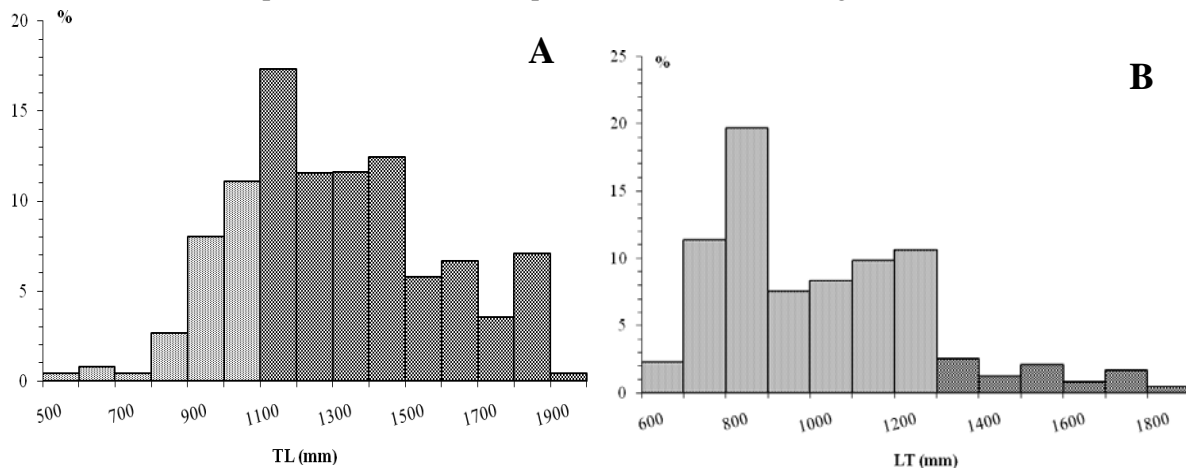


Figure 13 – Size distribution in gillnets (A) and trawl (B) landings of *Glaucostegus cemiculus*. Dark bars indicate the landed mature individuals (S. Enajjar, personal communication, 2009)

The length frequency distribution of large pelagic sharks caught incidentally in the swordfish and tuna fisheries of the Mediterranean Sea show that catch consist mainly of juveniles (Figure14).

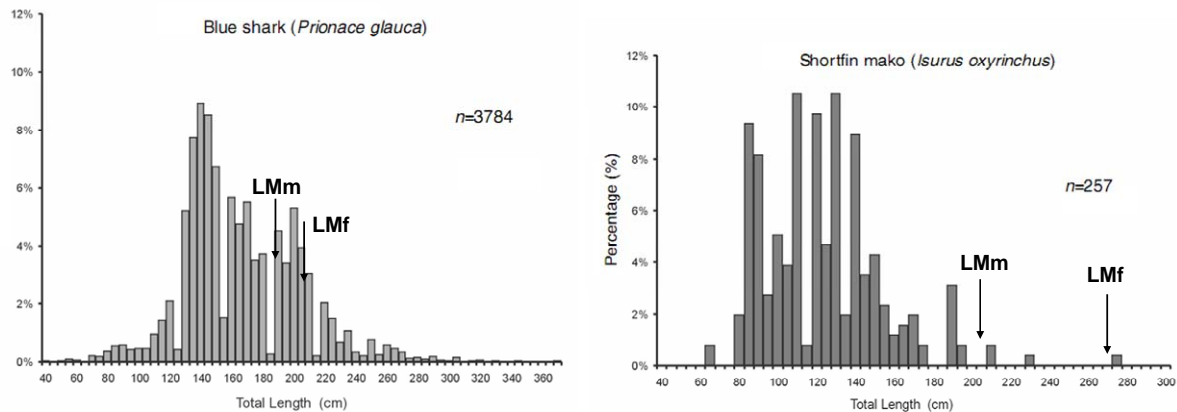


Figure 14 – Length–frequency distribution (in percentage by 5-cm size classes) for *Prionace glauca* and *Isurus oxyrinchus* sampled in the Mediterranean swordfish and tuna fisheries during 1998–2000 (Megalofonou *et al.*, 2005)

Size distributions of species show that over 70 percent of landed specimens are immature (except for gillnet landings).

5.2 Landings of common elasmobranchs in the Black Sea

Regarding the lack of information on elasmobranchs in the Black Sea and the few species occurred in this region, we have summarized knowledge on the three main species – *Raja clavata*, *Dasyatis pastinaca* and *Squalus acanthias* – in some Black Sea countries, following mainly the proceedings of the Workshop on demersal resources in the Black Sea and Azov Sea edited by Ozturk and Karakulak (2003) and the CMS meeting document (MOS1/Inf.5.1) (Radu, 2010). Some papers available in Russian were not analyzed in this document.

Squalus acanthias, spiny dogfish

In the Black Sea, the largest catches of spiny dogfish are recorded along the coasts of Turkey, as bycatch in trawl and purse seine fisheries, mainly in winter. Between 1989 and 1995, annual catches varied from 1 055 to 4 558 tonnes (Shlyakhov and Daskalov, 2008). In subsequent years, landings have decreased about 2 times and did not exceed 2 400 tonnes. In Ukraine, spiny dogfish is harvested in spring and autumn months as targeted fish in gillnets 100 mm mesh size and longlines, and as bycatch of sprat trawl fisheries. As in Turkish waters, the maximum annual catches, reaching 1 200–1 300 tonnes, were observed in the period 1989–1995. After 1994, catches decreased representing between 20 and 200 tonnes. In the last 20 years, spiny dogfish lost its commercial importance, the decrease in landings may be due to overfishing.

In other Black Sea countries, spiny dogfish is harvested mainly as a bycatch; annual catches are usually lower than those in Ukraine (Daskalov *et al.*, 2009 and 2011; Shlyakhov and Daskalov, 2008). The maximum annual catches of spiny dogfish in the period 1989–2005 were: 126 tonnes (Bulgaria), 550 tonnes (Georgia), 52 tonnes (Romania) and 183 tonnes (Russian Federation). It should be noted that in the waters of Bulgaria and Romania, the highest catches were observed in the early 2000s (BSC, 2008). In Romania, catches decreased very much because of decreasing of the trawling effort (Maximov *et al.*, 2006 and 2010; Radu *et al.*, 2011a and 2011b; Radu, 2011). The landings of spiny dogfish by countries are given in table 3.

Table 3 – Spiny dogfish landings by Black Sea countries (FAO Fisheries Statistics, BSC statistics)

Year	Bulgaria	Georgia	Romania	Russian Federation	Turkey	Ukraine
1989	28	217	30	135	4558	1191
1990	16	128	45	183	1059	1330
1991	21	18	26	67	2017	775
1992	15	14	52	15	2220	595
1993	12	131	6	5	1055	409
1994	12	45	2	11	2432	148
1995	80	31	7	90	1562	67
1996	64	71	-	19	1748	44
1997	40	1	-	9	1510	20
1998	28	550	-	6	855	38
1999	25	18	-	9	1478	94
2000	102	21	-	12	2390	71
2001	126	27	-	27	576	134
2002	100	65	-	19	316	97
2003	51.3	40	-	29	1840	172
2004	47.2	31	-	34	111	93
2005	14.5	35	5	19	102	75
2006	6.226	10	9	17	193	67
2007	23.98	2	17	28	91	45
2008	22.75	-	10	59	35	79
2009	9.46	-	4	14	156	47
2010	-	-	3	8.5	16	27

In Romanian waters, structure analysis of length and mass classes of spiny dogfish revealed the presence of large specimens, ranging from 90 to 130 cm in length (Figure 15) , and from 3 000 to 1 4950 grammes in mass, the dominant classes were 109–121 cm / 5755–7990g, the average of body length was 114.91 cm and average of body weight was 7 388 grammes. The sex ratio was significantly in favour of males; 84.29 percent were males and 15.61 percent were females (Radu, 2010) (Figure 15).

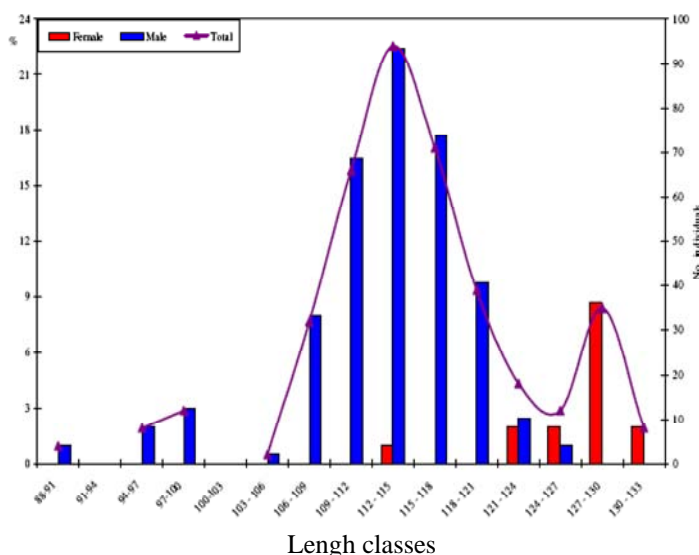


Figure –15 Length frequency of spiny dogfish landed in Romania in 2010 (Radu, 2010)

Raja clavata

Raja clavata is a demersal predator species. Commercially, the thornback ray is of secondary importance. It makes up to some extent the Turkish fishery and also appears as a bycatch in the fisheries of Ukraine and Russia.

In the Russian part of the Black Sea, it occupies different ecological niches. Its stock represents about 800 tonnes. Rays are usually caught together with dogfish and flounders.

The mean landing of the thornback ray, during the period 1925–2002, amounted to 1.2 tonnes in Bulgarian waters.

In Ukrainian waters, the bycatches of thornback ray varied within the range 0.3–0.6 thousand tonnes, the stock of this species was assessed through the VPA method using the ANACO software produced by FAO (Shlyakhov, 1997; Shlyakhov and Lushnikov, 1995). For the subsequent years, the intensity of the coastal fisheries became so low that the application of this method was incorrect. For some years, the stock of thornback ray was assessed by trawl surveys data, however, due to the underrecording of fishes in small depths, these assessments were underestimated (Table 4).

Table 4 – Available data on commercial stock (thousand tonnes) of thornback ray in the Ukrainian Black Sea

Years	stock	
	VPA	Trawl survey
1992	2.6	1.1
1994	–	0.9
1998	–	1.0

Dasyatis pastinaca

With water warming in spring, common stingray comes to the coastal shallow water for reproduction and feeding. It belongs to viviparous fish; neonates are born at temperature more than 15°C. It distributes with maximum density in Kalamitsky and Karkinitsky Bays by 5–30 m depth.

Fishing area and gears targeting common stingray are the same used for spiny dogfish.

The common stingray *Dasyatis pastinaca* have no commercial importance due its low market demands in the Bulgarian and Ukraine Black Sea. However, bycatch of this *Rajiforme* in trawls is inconsiderable and usually discarded.

5.3 Stock assessment of selected species of elasmobranchs in the GFCM area

Studies on stock assessment require information on both the fish population and the fishery, but in the case of elasmobranchs species, most of the times such information is lacking or is partial. In general, several problems make the stock assessment of elasmobranchs difficult:

a- Lack of information on fish population

- Difficulties in species identification due to misidentification and/or lack of complete recordings;
- Difficulties in estimating age and growth, as we must use the vertebrae or spines instead of otoliths or scales of bony fish;
- Difficulties in estimating mortality due to data shortage, small catches and age determination;
- Difficulties to estimate fecundity (total number of eggs/embryos that will successfully develop up to hatching). The number of eggs or new born individuals that a female produces is relatively small. The annual average offspring can be from only one to about 300;
- The modest number of individuals caught by species and the lack of reliable information on size structure, total catches and directed effort make sometimes unsuitable the use of traditional production models, VPA or of many other approaches for stock assessment.

b- Lack of information on the fishery

- In the Mediterranean, few fisheries are targeting elasmobranchs.
- Elasmobranchs are mainly a bycatch of demersal and pelagic fisheries.
- Due to their low commercial interest most of them are discarded.
- There is a lack of recording of landings and discards of elasmobranchs.
- Existing misidentification and recording of landings in large statistical categories.

Taking into account the paucity of knowledge on this issue, as mentioned above, the GFCM has organized, within the framework of the medium-term working programme on elasmobranchs (2010–2012), a Workshop on Stock Assessment of Selected Species of Elasmobranchs in the GFCM area, in Brussels, Belgium, from 12 to 16 December 2011. The workshop aimed to identify appropriate methodologies and approaches to assess the stocks of selected commercial species and required action for the following years. In this section of the document, we compile information and data presented or performed during the workshop, referring to the report of the meeting of the workshop (GFCM:SAC14/2012/Inf.16).

5.3.1 General review on the available methods for stock assessment, especially in data shortage situations

Several types of models have been used for stock assessment, presenting advantages and disadvantages and the choice of which depends on available data. The most complex model is the most data demanding. A summary of different options and data requirements is presented in table 5.

Table 5 – Models used and data requirements for stock assessment
(GFCM:SAC14/2012/Inf.16)

METHOD	DATA sources	Parameters for input	Parameters in output	Reference Point	Software (free shared)	Complexity
VPA, Statistical catch-at age	Commercial data	Total catch by age, M, terminal F	F vector, Numbers at age, Recruitment	Trends	XSA(Lowestoft) VPA (NOAA), others	High
Surplus Production Models	Commercial data	Catch and effort or Catch and Biomass	r, K, q, F per year, etc	fMSY, FMSY, BMSY	ASPIC (NOAA), Spreadsheet (GFCM) CEDA (FAO)	Medium
Yield per Recruit, S/R	Parameters derived from biological sampling studies	L_{∞} ; K, to, L/W a and b, M; Lc or selectivity, Lm or maturity ogive	Y/R vs F SSB/R vs F	F0.1, Fmax, Fxpercent SSB	FISAT (FAO), YIELD (FAO), YPR length(NOAA), YPR age(NOAA)	Low
Life tables and Leslie matrices	Biological sampling	Fecundity at age, Survival at age, M	r, net reproductive rate, generation time, etc	Frepl (r=0)	PopTools http://www.cse.csiro.au/poptools/	Low
Surplus Production Models using fishery independent data	Trawl surveys size structure by year and catch per unit of area	M, Z and index of abundance	r, B' (index of Carrying capacity)	FMSY	Excel spreadsheets files	Low
Mortality estimates using trawl surveys	Trawl surveys size distribution by year	Size distributions, M, catchability at age	Z, tm, F, Recruitment per year, SSB per year	Trends	SURBA Coby L. Needle FRS Marine Laboratory Aberdeen	Low
LCA	Commercial catch	Size distribution of commercial catch, M, growth parameters	Vector of F, Numbers at sea, recruitment	Trends	VIT (Leonart & Salat, 1992) FISAT (FAO) LFDA (CEFAS)	Low
Collie–Sissenwine method	Commercial catch and surveys data	Catch by age and abundance indices of trawl surveys separated by recruits and older inds.	Abundance and mortality rates	Trends	CSA (NOAA)	Medium

5.3.2 Stock assessments of some elasmobranchs species

Several models and software were explored during the workshop and some species were selected to be assessed in the workshop, coming from five areas: *Squalus acanthias* in the Black Sea, *Scyliorhinus canicula* in Algeria, *Glaucostegus cemiculus* in the Gulf of Gabès, Tunisia, and *Raja clavata* in Malta and South Sicily, Italy. Results were preliminary and needed improvement.

Table 6 summarizes the assessments of the elasmobranchs species presented and/or performed during the workshop.

Table 6 – Stock assessments of some elasmobranchs species in the GFCM area (GFCM:SAC14/2012/Inf.16)

* Assessments performed during the practical session of the Workshop/ Assessments presented during the Workshop)

Stock	GSA	Data	Method & Software	Reference Point	Stock Status	Advice & Recommendation
<i>Raja asterias</i> ^o	9 Ligurian and North Tyrrhenian Sea	Abundance indices from 28 years trawl surveys and 20 years of commercial catch. Age structure of commercial catch 2 yrs. Biological parameters. Natural mortality, fecundity at age	F _{0.1} =0 with Leslie matrix, Z with catch curve, and F _{0.1} with Y/R Software: poptools and YPR NOAA	F _{0.1} =0 F _{30%} SSB and F _{0.1}	in overfishing status	Reduction of F
<i>Raja clavata</i> ^o	9 Ligurian and North Tyrrhenian Sea	Size composition from trawl surveys and 20 years of abundance index of commercial catch. Biological parameters. Growth, natural mortality, fecundity at age	F _{0.1} =0 with Leslie matrix, Z with SEINE and F _{0.1} with Y/R Software: poptools and YPR NOAA	F _{0.1} =0 F _{30%} SSB and F _{0.1}	in overfishing status	Reduction of F
<i>Scyliorhinus canicula</i> ^o	9 Ligurian and North Tyrrhenian Sea	Size composition from trawl surveys and 2 years of commercial catch. Biological parameters. Growth, natural mortality, fecundity at age	F _{0.1} =0 with Leslie matrix, Z with SEINE and F _{0.1} with Y/R Software: poptools and YPR NOAA	F _{0.1} =0 F _{30%} SSB and F _{0.1}	in overfishing status	Reduction of F
<i>Galeus melastomus</i> ^o	9 Ligurian and North Tyrrhenian Sea	Size composition from trawl surveys and 2 years of commercial catch. Biological parameters. Growth, natural mortality, fecundity at age	F _{0.1} =0 with Leslie matrix, Z with SEINE and F _{0.1} with Y/R Software: poptools and YPR NOAA	F _{0.1} =0 F _{30%} SSB and F _{0.1}	in overfishing status	Reduction of F
<i>Raja clavata</i> ^o	15,16 Malta Island and South of Sicily	Size distribution and abundance index from trawl surveys. Biological parameters. Growth curve, L/W, M	Catch curve and Y/R analysis Software: LFDA and Yield of CEFAS–FAO	F _{max} , F _{0.1} , F _{30%} SSB	in overfishing status	Reduction of F
<i>Scyliorhinus canicula</i> [*]	4 Algeria	Size distribution and abundance from trawl surveys. Biological parameters. Growth curve, L/W, M	Catch curve and Y/R analysis Software: LFDA and YPR NOAA	F _{max} , F _{0.1} , F _{30%} SSB	in overfishing status	Reduction of F
<i>Glaucostegus cemiculus</i> [*]	14 Gulf of Gabes	Size/Age distribution commercial catches, trawl surveys, Biological parameters. Growth curve, L/W, M, fecundity	Catch curve and Y/R analysis Software: VIT and YPR NOAA	F _{max} , F _{0.1} , F _{30%} SSB	Under exploitation status	no recommendations
<i>Squalus acanthias</i> [*]	29 Black Sea	Size/Age distribution commercial catches, trawl surveys, Biological parameters. Growth curve, L/W, M	Catch curve and Y/R analysis Software: VIT and YPR NOAA	F _{max} , F _{0.1} , F _{30%} SSB	uncertain considering the highly variable natural mortality along time series	Enhance the knowledge on influence of environment and species interactions on abundance and survival

6. AVAILABLE BIOLOGIC PARAMETERS ON ELASMOBRANCHS IN THE GFCM AREA

The bibliographic research highlighted a lack of aggregate knowledge on the biology of elasmobranchs in many parts of the Mediterranean.

6.1 Available data on the reproductive biology of elasmobranchs

One hundred thirty-four references dealing with the biology of the reproduction were inventoried but only 97 papers report detailed data on reproductive parameters, while the others give some general information. About 50 percent of these papers were published in the latest decade (Figure 16) mainly in the western Mediterranean (Appendix II).

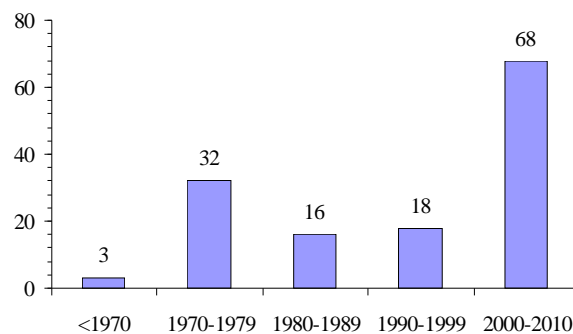


Figure 16 – Chronological apparition of papers on the elasmobranchs reproductive biology in the GFCM area

Information on the biology of the reproduction is available for only 43 species, 33 viviparous and 10 oviparous. The main reproductive parameters are summarised in tables 7 and 8. Studies were carried out mainly in the western Mediterranean and in its central part.

Table 7 – Available reproductive parameters of viviparous elasmobranch species in the GFCM area. Litter size corresponds to uterine. PCL: Pre Caudal Length, DW: Disk Width, TL: Total Length

Scientific name	GSAs	Sex	Size at maturity, (cm TL/DW)	Gestation time (Months)	Reproductive periodicity	Litter size	Size at birth	Reference Number
<i>Heptanchias perlo</i>	12	M	81–92	10	annual	6–18		120
		F	85–100					
<i>Hexanchus griseus</i>	Med	M	300–354	12?	annual?		55.6–68	31/155/382/384
		F	394					
<i>Mustelus asterias</i>	12	M	60–75	12	annual	10–35	28–32?	124
		F	90–96					
<i>Mustelus mustelus</i>	12/17/14	M	96–118	11–12	annual	4–22	34–42	82/237/552/556
		F	108–123					
<i>Mustelus punctulatus</i>	12/14	M	75–90	11–12	annual	5–30	24.5–30.5 (40–43)	175/552/557
		F	87.5–100					
<i>Galeorhinus galeus</i>	4/12/14	M	113–126	12	alternate years	8–41	24–32	142/168
		F	125–140					
<i>Carcharhinus brevipinna</i>	4/12/14	M	172	13–14?	annual?	6–10	61–69	157
		F	196					
<i>Carcharhinus limbatus</i>	4/12/14	M	167	12	biannual	6–8	61–65	187
		F	178					
<i>Carcharhinus plumbeus</i>	14/27	M	160–166	12–14	biannual	3–14	50–65	25/127/552/260
		F	170–172					
<i>Prionace glauca</i>	18,19,20, 21;22, 23,24	M	187–203	–	–	–	–	450/451
		F	203–214.7					
<i>Alopias vulpinus</i>	1/3	M				3–7	117–155	472
		F						
<i>Oxynotus centrina</i>	12/22	M	60	–	annual	10–15	21–24	188/488
		F	65					
<i>Centrophorus granulosus</i>	6/12/23/27	M	74.5–80	–	–	1	27.3–37.2 (PCL)	12/334/336/447
		F	80–85					
<i>Squalus blainvillei</i>	23/14/12 /19/20/22	M	40.3–56	–	–	1–6	+19	179/403/404/434/439/521/595
		F	52.3–70					
<i>Squalus acanthias</i>	29/23	M	47–82	22–24	biannual	1–8	28–29	223/247/252/253/401
		F	51.5–88					
<i>Etmopterus spinax</i>	12/10/18	M	28–37	12?	–	5–18	9–11	144/213/431/579/640
		F	34–46					
<i>Dalatias licha</i>	4/12	M	74			6	32–39	61/156
		F						
<i>Squatina aculeata</i>	12	M	120–122	12	biannual	8–12 (11.1)	30.3–35	151
		F	137–143					
<i>Squatina oculata</i>	12	M	71	–	–	5–8	–	183
		F	90					
<i>Squatina squatina</i>	12	M	80	–	–	7–18	–	183
		F	128					
<i>Rhinobatos rhinobatos</i>	14/26/24	M	68–75	5–12	annual	4–12	22.2–31	6/140/198/204/214/282/358
		F	69–87					
<i>Glaucostegus cemiculus</i>	14	M	100–112	8–12	annual	4–12	35–38	198/201/204/282/288
		F	110–138					

Scientific name	GSAs	Sex	Size at maturity, (cm TL/DW)	Gestation time (Months)	Reproductive periodicity	Litter size	Size at birth	Reference Number
<i>Dasyatis centroura</i>	12	M	74–80	4	?	2–6	–	83/135
		F	66–100					
<i>Dasyatis pastinaca</i>	26/12/14/24	M	22–31 DW	4	2 times/year	3–6	12	13/94 283/357
		F	24–38 DW					
<i>Dasyatis tortonesei</i>	12	M	38 DW	4	2–3 times/year	3–8	–	110/115
		F	46 DW					
<i>Dasyatis marmorata</i>	14	M	30 DW	3–4	2–3 times/year	2–4	11.8	114/200/202
		F	32 DW					
<i>Pteroplatytrygon violacea</i>	4/12/14	M	42 DW	4–5	1–2 times/year	2–7	–	354
		F	45 DW					
<i>Torpedo nobiliana</i>	12/7	M	55	12	biannual	–	17–22	81/166
		F	90					
<i>Torpedo torpedo</i>	12/14/26/10	M	18–25	12	Annual	1–16	8–9.7	3/232/285/522/527
		F	19/26					
<i>Torpedo marmorata</i>	26/12/10	M	25–29	10–12	three year?	2–19	> 10	3/81/114/134/200/202/232
		F	31–39.5					
<i>Pteromylaeus bovinus</i>	12	M	80 DW	4–8	annual	2–6	–	174
		F	90–100 DW					
<i>Myliobatis aquila</i>	12/7	M	50–54 DW	12	biannual	8–12	21–29 DW	165/170/193
		F	70–73 DW					
<i>Gymnura altavela</i>	12	M	78 DW	9	annual	2–6	+ 29	83/205
		F	68–108 DW					

Table 8 – Available reproductive parameters of oviparous elasmobranchs species in the GFCM area. DW: Disk Width, TL: Total Length

Scientific name	GSAs	Sex	Size at maturity, (cm TL)	Fecundity	References
<i>Scyliorhinus canicula</i>	12/7/18/22	M	40–44	38–190	101/109/185/189/191/ 227/402/555/630/636
		F	35–47		
<i>Scyliorhinus stellaris</i>	12	M	77–79	77–109	102
		F	82		
<i>Galeus melastomus</i>	12/7/16/1/3/18	M	36–43	15–25	167/196/532/540/542/
		F	39–46		
<i>Raja alba</i>	12	M	91 DW	–	96
		F	98 DW		
<i>Raja asterias</i>	12/10/9	M	51.5–54	34–112	27/107/118/543/578
		F	56–61		
<i>Raja miraletus</i>	12/14/26/17/18	M	28–36.4	10–90	4/171/172/173/361/396/634
		F	30–42.3		
<i>Raja melitensis</i>	12/	M	40	10–56	108/116
		F	40		
<i>Raja radula</i>	12	M	48	–	79
		F	52		
<i>Raja clavata</i>	9/12/7/29/17	M	36–48 DW	108–262	26/95/103/112/161/250/549
		F	48–56 DW		
<i>Raja polystigma</i>	12	M	53	20–62	117/160/178
		F	63		

6.2 Available data on age and growth of elasmobranchs

Twenty-two references (Appendix II) refer to age and growth of elasmobranchs and concern only 12 species (about 12 percent of the Mediterranean elasmobranchs fauna). They are: *Dasyatis pastinaca*, *Etmopterus spinax*, *Prionace glauca*, *Rhinobatos rhinobatos*, *Glaucostegus cemiculus*, *Squalus acanthias*, *Squalus blainvillei*, *Raja asterias*, *Raja miraletus*, *Raja clavata*, *Dipturus oxyrinchus* and *Centrophorus granulosus*.

Age and growth data presented in this section include parameters for the Von Bertalanffy growth model (VBGM) (von Bertalanffy 1938) which provides estimates of L_{∞} , the asymptotic or maximum length (or width for some batoids), k , the growth coefficient, and t_0 , the age or time when length theoretically equals zero (table 9).

Table 9 – Von Bertalanffy growth model (VBGM) parameters: L_{∞} (mm TL), k (year⁻¹), t_0 (years); t_{\max} oldest fish (years), A_{mat} age at maturity (years). Vert., vertebral band count; Ext DS, external dorsal spine band count; Int DS, internal dorsal spine band count. GSAs: GFCM geographical subareas

Species	GSAs	Methods	Sex	VBGM parameters			t_{\max}	A_{mat}	References
				L_{∞} (mm)	K	t_0			
<i>Centrophorus granulosus</i>	6	Int. DS	M	917	0.107	-9.78	25	8.5	Guallart (1998)
			F	1094	0.096	-5.48	39	16.5	
<i>Etmopterus spinax</i>	10	Vert.	M	394.3	0.19	-1.41	8		Gennari E. & Scacco U. (2007)
			F	450	0.16	-1.09	10		
	19/20	Vert.	M+F				7	5	Sion et al. (2002)
<i>Squalus blainvillei</i>	16	Vert.	M	960	0.135	-1.397	8	3.3	Cannizzaro et al. (1995)
			F	1179	0.102	-1.380	8	5.1	
	14	Int. DS	M	91.1	0.14	-1.42	15	4.79	Marouani et al. (2010 & 2012)
			F	105.7	0.11	-1.12	19	7.44	
<i>Squalus acanthias</i>	29	Ext DS	M	1245	0.171	-2.62	27		Demirhan & Seyhan (2007)
			F	1405	0.141	-2.69	38		
	29	Int. DS	M	1280	0.20	-0.3	13		Avsar (2001)
			F	1450	0.17	-0.7	14		
<i>Prionace glauca</i>	18,19, 20, 21;22, 23,24	Vert.	M	402	0.13	-0.62	12	4.9	Megalofonou et al. (2005, 2009)
			F					5.5	
<i>Dasyatis pastinaca</i>	24	Vert.	M	203.13	0.039	-2.00	8		Yeldan et al. (2008)
			F	219.85	0.041	-2.61	12		
			M+F	294.94	0.029	-2.20			
			M+F	121.5	0.089	-1.615	10		Ismen (2003)
<i>Rhinobatos rhinobatos</i>	24	Vert.	M	121.65	0.310	-0.131	15		Başusta et al. (208) Ismen et al. (2007)
			F	154.88	0.134	-1.264	24		
	24	Vert		128.6	0.29	-0.89			
<i>Glaucostegus cemiculus</i>	14	Vert.	M	181.6	0.272	-0.71	10	2.89	Enajjar (2009)/Enajjar et al. (2012)
			F	200	0.202	-0.81	14	5.09	
<i>Raja asterias</i>	9/10	Vert.	M+F	67.45	0.454	-0.23			Serena et al. (2005)/ Bono et al. (2005)
<i>Raja miraletus</i>	26	Vert	M	87.87	0.19	-0.50	15		Abdel-Aziz (1992)
			F	91.92	0.17	-0.25	17.2		
	14	Vert	M	670	0.22	-1.01	7	2.7	Kadri et al. (2012)
			F	692	0.18	-0.11	9	4.41	
<i>Raja clavata</i>	16	Vert	M	116.7	0.106	-0.412	5.9–6.2	11	Cannizzaro et al. (1995)
			F	126.5	0.098	-0.512	9–9.4	13	
<i>Dipturus oxyrinchus</i>	22	Vert	M	2518.1	0.04	-0.92	8		Yigin and Ismen (2010)
			F	2338.8	0.04	-1.34	9		

Only one species, the *Squalus acanthias*, was studied in the Black Sea and not in the Mediterranean, and four species are listed in Annex 3 of the SPA/BD Protocol of the Barcelona Convention. Twelve GSAs, among thirty, are concerned by such studies. Species concerned are generally different from a GSA to another.

The organisation of a training course on age reading and growth parameters of the main elasmobranchs species seems to be very urgent to enhance research in this field. Growth parameters are necessary for stock assessment studies.

6.3 Available data on food and feeding habits of elasmobranchs in the GFCM area

Studies of feeding habits are essential to understand the functional role of fish within the ecosystem. Knowing what a species eats can provide information about its possible distribution and its position in food webs.

Sharks are considered as top predators and may have an important role in the regulation of marine ecosystems at lower trophic levels. Information about the food habits is essential to appreciate the species biology and ecology, since the quality and quantity of food directly affect species growth and their maturation and mortality. In addition, quantitatively describing the diet and foraging habitat and predator-prey interactions of top predators in a community is a key step in ecosystem approaches to fisheries management.

In the Mediterranean and Black Sea, 94 identified published works report information on the diet of 35 species (Appendix II). More than 55 percent of them appeared last decade (Figure 17).

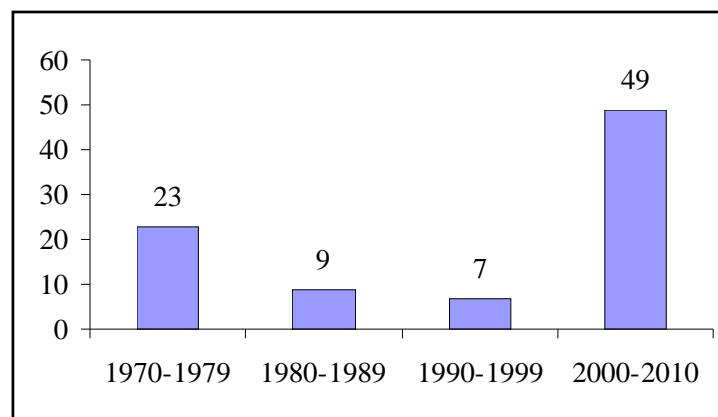


Figure 17 – Chronological apparition of papers on diet

Papers cover all Mediterranean and Black Sea but primarily in the occidental and central areas (Appendix II).

Most species appear to be opportunistic feeding predators, foraging on a broad range of prey species (Table 10). However, crustaceans and teleost fishes are the main preys of elasmobranchs. Cephalopods are a major prey for *Squalus blainvillei*, *Galeus melastomus*, *Centroscymnus coelolepis*, *Prionace glauca*, *Dasyatis marmorata*, *Pteromylaeus bovinus*, *Myliobatis aquila*. Polycheates, sipunculids and echinoderms are minor importance food; in contrast, *O. centrina* is the only shark species ingesting polycheates. Chondrichthyans are reported also to be preys for various species.

The giant devilray *Mobula mobular* and the basking shark *Cetorhinus maximus* are mainly planktivorous. It appears that increased basking sharks occurrence is not directly influenced by changes in temperature and salinity. However, some data obtained suggest the relative importance of copepods, especially of *Calanus helgolandicus*, in relation to the occurrence of basking sharks (Soldo et al., 2008).

The white shark *Carcharodon carcharias* ingests principally cartilaginous fishes (*Isurus sp.*, *Myliobatis aquila*, *Dasyatis sp.*) and bony fishes (*Scomber scombrus*, *Thynnus thunnis*, *Sarda sarda*) and other preys such as marine turtles (*Chelonia mydas*) and cetaceans (*Delphinus sp.*) (Postel, 1958; Capapé, 1975, Bradai, 2000).

Table 10 – Diet composition of elasmobranch species from the Mediterranean Sea (xxx: main preys, xx: secondary items, x: accessory items, –: accidental items), Fish: teleost fishes, Chon: chondrichthyens, Mol: molluscs, An: Annelids, Cr: crustaceans, other: other invertebrates (echinoderms, sipunculids, etc.)

Species	GSAs	Frequency of Prey						Reference number
		Chon	Fish	Cr	Mol	An	Other	
<i>Heptanchias perlo</i>	12	x	xxx	xx	x			103
<i>Hexanchus griseus</i>	22	x	xxx				–	350
<i>Squalus acanthias</i>	29	x	xxx	xx				15/233/234/
<i>Squalus blainvillei</i>	14/22		xxx	xxx	x	–		72/328/347/393
<i>Centrophorus granulosus</i>	12/23/27		xxx	xx				111/302/402
<i>Etmopterus spinax</i>	1/6/10/17/18		xxx	x	x			34/35/268/384/442
<i>Galeus melastomus</i>	1/6/9/10/12	–	x	xxx	x	–	–	35/176/190/268/384/441
<i>Datalis licha</i>	6	xx	xxx	xx	xx			384/399
<i>Centroscymnus coelolepis</i>	6		x	x	xxx		–	190
<i>Oxynotus centrina</i>	7		x	x		xxx	x	120
<i>Carcharhinus plumbeus</i>	14	x	xxx	x	xx	–		492
<i>Mustelus mustelus</i>	6/14/17		xx	xxx	x	–	–	218/334/335/424/497
<i>Mustelus punctulatus</i>	12/14/17		xx	xxx	x	–	–	158/334/336/491
<i>Scyliorhinus canicula</i>	6/11/12/22		xx	xxx	x	–	–	68/284/425/487
<i>Scyliorhinus stellaris</i>	12		xx	xxx	x	–	–	70
<i>Prionace glauca</i>	9	x	x	x	xxx		x	291
<i>Carcharodon carcharias</i>		x	xxx		x		x	274
<i>Rhinobatos rhinobatos</i>	14/24		xxx	xxx	x	–	–	5/30/179/258/262/326
<i>Glaucostegus cemiculus</i>	14		xxx	xxx	x	–	–	258
<i>Dasyatis pastinaca</i>	12/24/29		xx	xxx	x	x		73/325/484/570
<i>Dasyatis tortonesei</i>	12	–	xxx	x	x			94
<i>Dasyatis marmorata</i>	14		x	x	xxx	x	–	181
<i>Pteroplatytrygon violacea</i>	9			xxx				439
<i>Torpedo torpedo</i>	26		xxx	x	–	–	–	3
<i>Torpedo marmorata</i>	7/26		xxx	–	x	–	–	3/129
<i>Pteromylaeus bovinus</i>	14		xxx	x	xxx	–	–	87/113

Species	GSAs	Frequency of Prey						Reference number
		Chon	Fish	Cr	Mol	An	Other	
<i>Myliobatis aquila</i>	12/17		–	–	xxx	–	x	80/113/337
<i>Raja alba</i>	12	x	xxx	x	x			89
<i>Raja asterias</i>	9/10/12		xx	xxx	x	–	–	159/220/479/507
<i>Raja brachyura</i>	11		xxx	xx	x	–		191/287
<i>Raja miraletus</i>	11/12/26		x	xxx	x	–	–	1/121/267/287
<i>Raja melitensis</i>	12			xxx				75
<i>Raja radula</i>	12/26		x	xxx	x	–	–	1/121
<i>Raja clavata</i>	11/12/14/26/29		xx	xxx	x	–	–	1/74/230/264/362/425/485/568
<i>Raja polystigma</i>	12		xx	xxx	x	x	x	96

Although there is an important number of papers dealing with feeding habits of Mediterranean elasmobranch species, our understanding on the issue remains rudimentary. In fact, most papers simply describe stomach contents of a particular species in a particular zone and using few samples. Among papers on dietary composition, only 16, concerning 12 species, determine dietary indexes Fpercent, Npercent, Mpercent, IRIPercent and study dietary changes in relation to size and/or seasons and sex (table 11).

Table 11– Studies calculating dietary indexes Fpercent, Npercent, Mpercent, IRIPercent and studying dietary changes in relation to size and/or seasons and sex

Species	GSAs	References
<i>Etmopterus spinax</i>	10/1,6	44/ 296
<i>Galeus melastomus</i>	10/1,6	44/209/296
<i>Centroscymnus coelolepis</i>	6	209
<i>Carcharhinus plumbeus</i>	14	552/558
<i>Mustelus mustelus</i>	17/6/14	552/563/366/367/479
<i>Mustelus punctulatus</i>	17/14	368/552/566/
<i>Rhinobatos rhinobatos</i>	26/14	5/282
<i>Glaucostegus cemiculus</i>	14	282
<i>Dasyatis pastinaca</i>	29	550
<i>Raja brachyura</i>	11	315
<i>Raja miraletus</i>	11	315
<i>Raja clavata</i>	29	551

There are relatively few investigations comparing diets of sympatric species of elasmobranchs (one study). In several studies, standard ecological indices of similarity are used to calculate dietary overlap among elasmobranch species, among elasmobranchs and teleosts caught in the same location, or among different size classes of a single species. Such comparisons represent initial attempts to characterize food partitioning and competition among elasmobranchs and co-occurring teleosts. Ecological indices of dietary breadth or diversity have also been calculated for several species of elasmobranchs to examine the degree of feeding specialization.

Rate of consumption, feeding patterns, and the fate of food once ingested have been examined for very few species of elasmobranchs.

7. CONSERVATION MEASURES FOR ELASMOBRANCHS

Protection currently granted to chondrichthyan fish species in the Mediterranean Sea under various regional and international conventions.

7.1 Global instruments

7.1.1 Convention on the Conservation of Migratory Species of Wild Animals (CMS or Bonn Convention, 1979)

Eight migratory shark species are currently included in the Appendices of the Convention on Migratory Species (CMS), in recognition of their unfavourable conservation status and need for concerted international conservation measures:

- The white shark *Carcharodon carcharias* in Appendices I and II in 2002;
- The basking shark *Cetorhinus maximus* in Appendices I and II in 2005;
- The shortfin mako *Isurus oxyrinchus* in Appendice II since 2008;
- The porbeagle *Lamna nasus* in Appendice II since 2008;
- The longfin mako shark *Isurus paucus* in Appendice II since 2008;
- The spiny dogfish *Squalus acanthias* (northern Hemisphere populations only) in Appendice II since 2008;
- The giant manta ray *manta Birostris* in Appendices I and II since 2011;
- The whale shark *Rhincodon typus* was listed on Appendix II in 1999.

The first four sharks are known in the GFCM area. Several other highly migratory shark species require concerted international conservation measures and may in the future be nominated for inclusion in the CMS Appendices.

Under the same Convention, a Memorandum of Understanding on the Conservation of Migratory Sharks was finalized and adopted in Manila, Philippines (March 2010). The objective of this Memorandum of Understanding (MoU) is to achieve and maintain a favourable conservation status for migratory sharks based on the best available scientific information, taking into account the socio-economic and other values of these species for the populations of the Signatories. A conservation plan, as Annex III to this MoU, was adopted in the first meeting of the signatories of the MoU on the Conservation of Migratory Sharks (Bonn, Germany, 24–27 September 2012).

7.1.2 Convention on International Trade in Endangered Species of Wild Fauna and Flora (CITES)

CITES was established in recognition that international cooperation is essential for the protection of certain species of wild fauna and flora from over-exploitation through international trade. It came into force in 1975, creating an international legal framework for the prevention of trade in endangered species of wild fauna and flora and for the effective regulation of international trade in other species which may become threatened in the absence of such regulation. Three shark species are listed in Appendix II of CITES: basking shark *Cetorhinus maximus*, whale shark *Rhincodon typus*, and white shark *Carcharodon carcharias*, and CITES maintains an active involvement in shark conservation issues under the Resolution on the Conservation and Management of Sharks.

7.1.3 United Nations Convention on the Law of the Sea (UNCLOS)

UNCLOS was adopted in 1982 and came into force in 1994. It provides a framework for the conservation and management of fisheries and other uses of the seas by giving coastal States rights and responsibilities for the management and use of fishery resources within their national jurisdictions

(the territorial sea, which can extend up to 12 nautical miles) and enabling the establishment of an Exclusive Economic Zone (EEZ).

For stocks that occur within the Exclusive Economic Zones of two or more coastal States, or both within the EEZ and in an area beyond and adjacent to it, UNCLOS calls upon coastal States and States fishing in the high seas to seek agreement upon the necessary measures for the conservation and development of those stocks in the adjacent high seas area. Such stocks are likely to include the highly migratory species listed in UNCLOS Annex 1 (*Hexanchus griseus*; *Cetorhinus maximus*; Family *Alopiidae*; *Rhincodon typus*; Family *Carcharhinidae*; Family *Sphyrnidae*; Family *Isuridae*) and other species that fall within the CMS definition of migratory. UNCLOS also calls upon coastal States and other States fishing highly migratory species to cooperate in ensuring conservation and promoting the optimum utilization of those resources in their whole area of distribution.

7.1.4 United Nations Agreement on the Conservation and Management of Straddling Fish Stocks and Highly Migratory Fish Stocks (UNFSA)

UNFSA was established to implement the provisions of UNCLOS pertaining to the conservation and management of straddling and highly migratory fish stocks.

UNFSA, adopted in 1995, ratified in 2001, calls Parties to protect marine biodiversity, minimise pollution, monitor fishing levels and stocks, provide accurate reporting of and minimise bycatch and discards, and gather reliable, comprehensive scientific data as the basis for management decisions. It mandates a precautionary, risk-averse approach to the management of straddling and highly migratory stocks and species in cases where scientific uncertainty exists.

7.1.5 FAO International Plan of Action for the Conservation and Management of Sharks (IPOA–Sharks)

By 1999, FAO has developed the International Plan of Action for the Conservation and Management of Sharks (IPOA–Sharks) to form part of the Code of Conduct for Responsible Fisheries. The IPOA–Sharks emphasizes that the harvest of chondrichthyan fishes should be biologically sustainable, economically rational, utilizing all body parts of the sharks killed, and managed to ensure biodiversity conservation and maintenance of ecosystem structure and function. Under this action plan, signatory nations are obliged to develop and implement a National Plan of Action for the conservation and management of sharks.

7.2 Regional protection instruments

7.2.1 Convention on the Conservation of European Wildlife and Natural Habitats (Bern Convention, 1982)

The Convention aims to ensure conservation of wild flora and fauna species and their habitats. Special attention is given to endangered and vulnerable species, including endangered and vulnerable migratory species specified in appendices.

The Bern Convention covers most of the natural heritage of the European continent and extends to some States of Africa.

The basking shark *Cetorhinus maximus* and the white shark *Carcharodon carcharias* were listed in Appendix II as strictly protected species.

The following Mediterranean species were listed in Appendices III as protected fauna species:

- **Lamnidae:** *Isurus oxyrinchus* / *Lamna nasus*
- **Carcharhinidae:** *Prionace glauca*
- **Squatinae:** *Squatina squatina*
- **Rajidae:** *Raja alba*

7.2.2 Convention for the Protection of the Mediterranean Sea against Pollution (Barcelona Convention, 1976), Protocol on Specially Protected Areas and Biological Diversity (SPA &BD, 1995)

This Protocol, which has come into force in December 1999, lists the basking shark and the great white shark along with the devil ray as Endangered or Threatened species (Appendix II). Parties signing the Protocol must ensure “the maximum protection possible and the recovery of these species”. This Protocol recommends that the exploitation of five other species be regulated (Appendix III): *Isurus oxyrinchus*, *Lamna nasus*, *Prionace glauca*, *Squatina squatina* and *Raja alba*.

7.2.3 Action Plan for the Conservation of Cartilaginous Fishes (Chondrichthyans) in the Mediterranean Sea

A specific Plan of Action has been developed by the UNEP for the conservation of cartilaginous fish in the Mediterranean. This plan was drawn up in collaboration with the IUCN Centre for Mediterranean Cooperation and the Shark Specialist Group, and adopted by the contracting parties to the Barcelona Convention in November 2003. This is a very significant step, since it is the first regional plan of action on sharks drawn up by the United Nations Environment Programme (UNEP). The list of Annex III of the Barcelona Convention has been extended to several other protected shark species whose exploitation must be regulated (adopted in 2009): *Mustelus mustelus*, *Mustelus asterias*, *Mustelus punctulatus*, *Rhinobatos rhinobatos*, *Rhinobatos cemiculus*, *Sphyrna zygaena*, *Alopias vulpinus*, *Carcharhinus plumbeus*, *Centrophorus granulosus*, *Galeorhinus galeus*, *Heptranchias perlo* and *Leucoraja melitensis*.

The objectives, as written in this Action plan, are:

- The general conservation of the chondrichthyan populations of the Mediterranean, by supporting and promoting national and regional programmes for sustainable fisheries of commercial stocks either as they are target and accessory species;
- The protection of selected chondrichthyan species, whose populations are considered endangered;
- The protection and the restoration of critical habitats, such as mating, spawning and nursery grounds;
- The improvement of scientific knowledge by research and scientific monitoring, including the creating of regional standardised databases;
- The recovery of depleted chondrichthyan stocks;
- Public awareness and capacity-building about conservation of chondrichthyans.

7.2.4 EU Action Plan for the Conservation and Management of Sharks

In February 2009, the European Commission adopted the first ever EU Action Plan for the Conservation and Management of Sharks. The aim of the plan is to ensure that effective steps are taken to help rebuild shark stocks wherever they are under threat, if necessary on a precautionary basis, and to set down guidelines for the sustainable management of the fisheries concerned, including those where shark are taken as bycatch. The plan also includes measures to improve scientific knowledge on shark stocks and shark fisheries.

7.3 Other initiatives for conservation

7.3.1 IUCN Red List of Threatened Species

The IUCN Red List of Threatened Species is a widely recognised system for classifying species at risk of global extinction. It has no legal standing, but is frequently used by governments and environmental institutions to set priorities and conservation actions.

7.3.2 IUCN Shark Specialist Group (SSG)

This group was established by IUCN, as part of its Species Survival Commission in 1991. The SSG was formed to assess and address the conservation needs of sharks. The SSG is currently part way through a programme to complete global assessments for all chondrichthyan species.

7.3.3 Mediterranean Large Elasmobranchs Monitoring (MEDLEM)

MEDLEM is a monitoring programme on the captures and sightings of the large cartilaginous fishes occurring in the Mediterranean Sea. This programme directly links up with the FAO IPOA–SHARKS and it has been submitted to the discussion of the SAC Sub-Committee on Marine Environment and Ecosystems of the GFCM (Barcelona, 6–9 May 2002) as “subproject Basking shark”. In the context of this Sub-Committee, there is a continuous updating of information on incidental catches of protected species and on bycatch of large migratory sharks in the commercial fisheries.

Seventeen great cartilaginous fishes are actually concerned by the programme. The definition of “great cartilaginous fishes” is referred to sharks with total length bigger than 100 cm or batoid fishes (rays and skates) with disc width bigger than 150 cm.

Eighteen Mediterranean research centres and organizations cooperate on this subject and conform in the collection of data. The IUCN (International Union for Conservation of Nature and Natural Resources) and EEA (European Elasmobranch Association) endorsed the project. Eleven different countries are involved, 21 species have been recorded so far and 1300 records are in the database, 24 passwords have been granted for the access to the database.

Another important aspect of this project is the collection of scientific papers related to elasmobranchs in the Mediterranean area. About 400 bibliographic references are currently listed in a specific set of the project database.

7.4 National species protection status

Legislation on species protection is generally elaborated implementing the CITES Convention and/or the Bern Convention and SPA Biodiversity Protocol of the Barcelona Convention (Greece, Italy, Malta, Croatia, Montenegro and Monaco). In this way, *Cetorhinus maximus*, *Carcharodon carcharias* and *Mobula mobular* benefit from a strict protection. Strict protection is also applied for *Carcharhinus plumbeus* in Turkey. Some species of national interest may be subject to management measures (Malta, Tunisia). In Israel, all Cartilaginous Fishes are protected.

Some information is gathered as follows:

Croatia: Strict protection for *Cetorhinus maximus*, *Carcharodon carcharias* and *Mobula mobular* (OG n°7/2006, issued by the Nature Protection Directorate, Ministry of Culture).

European community: Catch, retention on board, transshipment and landing prohibited since 2007 for *Cetorhinus maximus* and *Carcharodon carcharias*.

Greece: Protected species are the ones that are mentioned in CITES Bern Convention and SPA Biodiversity Protocol of the Barcelona Convention

Israel: All cartilaginous fishes (2005 declaration within the legislative framework of National Parks, Nature Reserves and National Monuments 1998, Ministry of Environmental Protection).

Italy: Applies to species listed for strict protection under Barcelona Protocol, Bern Convention and in CITES Appendices.

Malta: Strict protection for *Carcharodon carcharias*, *Cetorhinus maximus* and *Mobula mobular*. Fourteen species of national interest whose taking in the wild and exploitation may be subject to management measures (Sch.VIII): *Alopias vulpinus*, *Carcharhinus brevipinna*, *Carcharhinus limbatus*, *Carcharhinus plumbeus*, *Carcharias taurus*, *Galeorhinus galeus*, *Hexanchus griseus*, *Isurus oxyrinchus*, *Lamna nasus*, *Leucoraja melitensis*, *Prionace glauca*, *Pristis pristis*, *Rostroraja alba*, *Squatina squatina*. (Flora, Fauna and Natural Habitats Regulations (311/2006) issued under the Environment Protection Act (Malta Environment and Planning Authority).

Monaco: Species listed in CITES Appendices (Ordonnance Souveraine n° 67 du 23 mai 2005, Journal de Monaco du 26 mai 2006 n° 7757).

Montenegro: Protection for *Carcharodon carcharias* and *Lamna nasus* (Decision on Endangered or Threatened Species of Flora and Fauna (2006) and CITES implementation legislation (Decision on Strict control list of import, export and transit: Official Gazette RME, no. 28/06).

Slovenia: Strict protection for *Carcharodon carcharias* and *Cetorhinus maximus* (Decree on Protected Wild Fauna, Official Bulletin 46/2004 (Ministry of Environment and Physical Planning).

Tunisia: It is prohibited to fish rays and skates less than 40 cm and torpedos below 20 cm in length, measured from tip of snout to start of tail (Decree 28.9.1995, Minister of Agriculture).

Turkey: Strict protection for *Carcharhinus plumbeus* and *Cetorhinus maximus* (Circulars on Fisheries related to Fisheries Law: 1380) (Ministry of Agriculture and Rural Affairs).

7.5 Habitat protection/MPAs to support elasmobranchs conservation

According to the information available, there are no MPAs specifically established for elasmobranchs in the Mediterranean Sea, except in Turkey where mating and breeding habitats of *Carcharhinus plumbeus* in the Bay of Boncuk are protected by the Environmental Protection Agency for Special Areas. The lack of legislation in this issue would come mainly from a lack of knowledge on critical habitats of this group. Some mapping of nursery areas and spawning ground for some species is carried out by some countries. Critical habitats should be identified for conservation purposes. Otherwise, sharks are protected in MPAs along with other marine species but no MPAs are established with reference to these species such as the Pelagos Sanctuary (for cetaceans) and the two MPAs of Larvotto (Ordonnance Souveraine du 25 avril 1978) and Spélugues (Ordonnance Souveraine du 29 août 1986) in Monaco.

Marine Protected Areas can be efficient to manage sharks fisheries, to protect nursery areas, parturition zones, etc.

Temporary closure of fishing areas can be efficient to reduce capture of critical stage of the life history of the species (new born, pregnant females, etc.). In Tunisia, the Gulf of Gabès is closed to trawling fishery from July to September.

7.6 Regulation of shark finning

Shark fins are among the most highly priced fisheries products in eastern Asia and this is stimulating the targeting of sharks and retention of only their fins, a practice known as “finning. This practice is wasteful of protein and other potential products derived from sharks. In fact only fins are used, the remainder being thrown away. Finning causes the death of tens of millions of sharks in the world, directly threatening rare and vulnerable shark species and indirectly impacting other commercial species due to the effects of removal of top predators from these food webs.

As fining activities do not take place generally in Mediterranean countries, there are no national regulations of shark finning except in Spain. However, Regulation EC n°1185/2003 bans the removal of fins followed by discard of the carcass at sea. Finning with retention of carcasses on board is permitted in accordance with the provisions of the Regulation. The theoretical correspondence between the weight of fins retained and the parts of the bodies retained on board should be established by the Member States but cannot exceed 5 percent of the live weight of the shark catch. In the Mediterranean, this activity is likely to interest more and more fishermen.

The ICCAT 2004 regulation and the GFCM 2005 regulation recommend the full utilisation of sharks (only head, skin and guts may be discarded). Landed fins are not to exceed 5 percent of landed shark weight. The live release of incidentally caught sharks is encouraged but not required.

In Spain, the order of the Ministry of Agriculture, Fisheries and Food, dealing with specific conditions for the catching of sharks (June 2005), prohibits shark finning (removal of fins and discarding the carcass at sea). It is prohibited to hold on board, unload, tranship or transport sharks fins without the corresponding weight of the rest of the body. In cases where fins or the rest of the shark’s body are held on board, transhipped, unloaded or transported separately, they should be accompanied by a document certifying the placing on the market of each part, as applicable. Such activity is therefore permitted only under special permit in accordance with EC Regulation n° 1185/2003.

8. GENERAL CONCLUSION

Six hundred and sixty-one references, dealing with elasmobranchs in Mediterranean and Black Sea, were analyzed in this document. The chronological appearance of papers shows that interest for elasmobranchs research is relatively recent and started in the late 1990s. Works were concentrated mainly in the western Mediterranean, followed by the Eastern basin. Few works concerned endangered species and those of the GFCM priority list.

After a critical analysis of the literature and taking into account new published data on elasmobranchs, we consider that 86 species of elasmobranchs are thought to occur in the Mediterranean Sea (49 species of sharks and 37 batoids). Among the 86 species, 13 species (seven sharks and six batoids) were recorded in the Black Sea. At least eight other species of elasmobranchs have been reported in the Marmara Sea, which is with the Black Sea and the Sea of Azov in the same FAO subarea. However, much confusion persists for some species and some others are doubtful. These species need a more systematic revision.

Endemism of chondrichthyans in the Mediterranean is low: only four batoids species were considered as endemic. Alien species are increasingly recorded: currently eight species are known to occur in the Mediterranean.

Within the Mediterranean, the distribution of elasmobranch fishes is not homogenous. A recent work has showed that the concentration of rays and sharks occurred in coastal waters of the western basin and the central Mediterranean, especially in the waters of Tunisia and Libya. In the Adriatic Sea, the presence of cartilaginous fish species is scarce especially in the northern part. The Black Sea fauna is composed of Mediterranean species. Thirteen elasmobranchs species are assumed to live in the Black Sea, of which three species are relatively common: the thornback ray *Raja clavata* and the common stingray *Dasyatis pastinaca*, having no commercial importance, and the spiny dogfish *Squalus acanthias*. Some areas are considered as critical habitats for elasmobranchs. For example, Tunisian waters provide a nursery area for the great white shark *Carcharodon carcharias*. The gulf of Gabès seems to be also a nursery for many other elasmobranchs.

The IUCN Red List (2007 regional assessment) shows clearly the vulnerability of elasmobranchs and the lack of data on this fish group; 42.5 percent are Vulnerable and Endangered to Critically Endangered, 22.5 percent are Near Threatened (NT) and 21.25 percent are Data Deficient (DD).

Elasmobranchs fish species are exploited for their fins, skin, jaws or meat. Sometimes they are directly targeted by commercial and recreational fisheries while in other cases they are incidentally caught as bycatch. In the Mediterranean Sea, catches represent only 1.1 percent of the total landings. A decline in cartilaginous fish species landings has been observed while fishing effort has generally increased. The catches show an increasing trend; 24 000 tonnes were attained in 1983 and since then a regular decrease are observed. The present elasmobranchs productions are about 7 000 tonnes annually. Sharks represent 1.3 times the production of batoids. The major elasmobranchs fishing countries within the Mediterranean are Italy, Turkey and Tunisia; they have contributed on average to 76 percent in the production of elasmobranchs during the last 30 years. Countries report generally shark statistics without distinction between species or, worse still, the species are not recorded at all. Moreover, FAO data only report official landings and therefore bycatch returned to the sea is not included. A protocol should be developed to collect and promote the collection of basic data on elasmobranchs species.

In the Mediterranean, almost no elasmobranchs are subject to directed fisheries, but elasmobranchs constitute part of the bycatch in most local artisanal fisheries. Catches of elasmobranchs primarily derive from two different fisheries: the pelagic artisanal fishery with longlines and gillnets and the demersal trawl fishery.

Bycatch has become one of the issues to be considered in any development of fisheries. Elasmobranchs which are considered mainly as bycatch are very sensitive given their particular

biological characteristics. Bycatch can induce imbalances between top predators and prey and consequently affect biodiversity.

Ninety three papers covering many aspects and approaches to fisheries have been identified and analyzed. The interest in the incidental catch is relatively recent. More than 75 percent of papers on this topic appeared last decade.

Trawling generates several problems: juvenile catches, important discards and negative impact on the environment. In the Mediterranean, discards constitute over 40 percent of the catch. At least 74 species are mainly caught by trawlers. The sustained increase in trawl fishing effort appears to have contributed to a decline in biodiversity in the Mediterranean elasmobranchs (stocks and habitat). For this fishing gear, the information concerns very often a listing of species without an estimate of catch rates by fishing effort. A regional research programme on this issue should be launched.

Surface longlines targeting swordfish, albacore and tuna generate significant bycatch of sharks. At least 15 species of sharks are affected by this gear. In all areas studied, the blue shark, *P. glauca*, is the most represented species in the catch of surface longline. It represents over 70 percent of the elasmobranchs catch. It is followed by mako *Isurus oxyrinchus*.

The bottom longlines incidentally bring several demersal species such as *Mustelus sp.*, *Squalus sp.*, *Torpedo sp.* and some Rajidae. It catches especially batoids.

It is finally noted that studies of elasmobranch fishery bycatch by hooks are missing on the southern shore of the Mediterranean.

Although banned now, few fleets Mediterranean (France, Italy, Morocco, Turkey) continue to use driftnets. They generate incidental catch of elasmobranchs. Incidental catches of large sharks species have been cited in various driftnet fisheries.

In the Mediterranean, there is a little use of gillnet targeting sharks. However, these nets bring several other non target species of elasmobranchs.

Although there is little information available in the literature on the bycatch of encircling nets, these nets occasionally catch pelagic sharks and stingrays in fisheries of the bluefin tuna and small pelagic. In the central Mediterranean over 70 percent of the white shark catches are reported to the purse seine. Many management tools and technical procedures have been suggested to reduce bycatch but a big effort is needed to enhance researches on this issue and to adapt procedures tested worldwide.

Sharks and rays occupy a high level in the trophic webs and are characterised by a K-strategy. This determines a high sensibility to even relatively low fishing pressure, but in the Mediterranean very few stocks assessment and standardised data are available. However, some assessments, based on abundance indices such as those elaborated within the framework of MEDITS bottom trawl surveys, are available. Series of data based on this programme are too short to identify specific trends in species abundances. This programme should be extended to the entire region. Stock assessment of elasmobranchs, based on biologic parameters (mainly age and growth) should be developed.

One hundred thirty-four references dealing with the biology of the reproduction were inventoried but only 97 papers report detailed data on reproductive parameters, while the others give some general information. A standardisation of methods and expression of results should be generalised in the whole Mediterranean. Data is available for only 43 species, 33 viviparous and ten oviparous.

Only 12 species (about 12 percent of the Mediterranean elasmobranchs fauna) have been subject to age and growth studies (22 references in total). Data are scarce.

The organization of a training course on age reading and growth parameters for the main elasmobranchs species seems to be very urgent in order to enhance research in this field. Growth parameters are necessary for stock assessment studies.

Sharks are considered as top predators and may have an important role in the regulation of marine ecosystems at lower trophic levels. In addition, quantitatively describing the diet and foraging habitat and predator–prey interactions of top predators in a community is a key step in ecosystem approaches to fisheries management.

The analysis of bibliography dealing with food and feeding habits shows that most species appear to be opportunistic feeding predators, foraging on a broad range of prey species. However, crustaceans and teleost fishes are the main preys of elasmobranchs. Cephalopods are major prey for some species. Polychaetes, sipunculids and echinoderms are food of minor importance; in contrast, *O. centrina* is the only shark species ingesting polychaetes. Chondrichthyans are reported to be preys also for various species.

Papers on biologic parameters cover all Mediterranean and Black Sea but primarily in the western and central areas. Their majority appeared in the latest decade.

Few elasmobranchs species occurred in the Black Sea and some data on biology and ecology are available mainly for three common species: *Raja clavata*, *Dasyatis pastinaca* and *Squalus acanthias*.

Protection is currently granted to chondrichthyan fish species under various regional and international conventions where generally few species are considered. An amendment of some convention lists and action plans should be undertaken in parallel with developing knowledge on this fish group.

Few countries have developed their own legislation on species protection, which is generally elaborated implementing the CITES Convention and/or the Bern Convention and the SPA Biodiversity Protocol of the Barcelona Convention. In Israel, all cartilaginous fishes are protected. National action plans should be elaborated and generalised in the Mediterranean and Black Sea.

According to the information available, there are no MPAs specifically established for elasmobranchs in the Mediterranean and Black Sea. The lack of legislation on this issue would come mainly from a lack of knowledge on critical habitats of this group. Marine Protected Areas can be efficient to manage sharks fisheries (protection of nursery areas, parturition zones, etc.).

As fining activities do not take place generally in Mediterranean countries, there are few national regulations on shark fining, but this activity is likely to interest more and more fishermen. National legislations should also be developed in many countries.

Following the present bibliographic analysis and the diagnostic of the situation of elasmobranchs in the Mediterranean and Black Sea, research programmes and conservation priorities for sharks in the region are as follow:

- Developing research programmes on systematic, general biology, ecology and population dynamics for species of concern;
- Identifying and mapping critical habitats;
- Taking action to collect reliable statistics on landings and bycatch of elasmobranchs;
- Initiating fisheries management strategies for commercially exploited species;
- Developing research programs to reduce elasmobranchs bycatch;
- Developing National Action Plans as recommended by the FAO IPOA–Sharks.

9. REFERENCES

9.1 References on elasmobranchs related to GFCM area (Appendix 1)

9.2 Other references cited in the publication

Alverson, D.L., Freeberg, M.H., Murawski, S.A. & Pope, J.G. 1994. *A global assessment of fisheries bycatch and discards*. FAO Fisheries Technical Paper No 339. Rome, FAO. 233pp.

Allison, G., Lubchenco, J. & Carr, M. 1998. Marine reserves are necessary but not sufficient for marine conservation. *Ecological applications* 8:79–92.

Bonfil, R. 2002. *The problem of incidental catches of sharks and rays, its likely consequences, and some possible solutions*. <http://www.pacfish.org/sharkcon/documents/bonfil.html>.

Camhi, M.D., Valenti, S.V., Fordham, S.V., Fowler, S.L. & Gibson, C. 2009. *The Conservation Status of Pelagic Sharks and Rays*: Report of the IUCN Shark Specialist Group Pelagic Shark Red List Workshop. IUCN Species Survival Commission Shark Specialist Group. Newbury, UK. x + 78p.

Coll, M., Piroddi, C., Steenbeek, J., Kaschner, K., Ben Rais Lasram, F., Aguzzi, J., Ballesteros, E., Nike Bianchi, C., Corbera, J., Dailianis, T., Danovaro R., Estrada, M., Frogli, C., Galil, B., Gasol, J.M., Gertwagen, R., Gil, J., Guilhaumon, F., Kesner-Reyes, K., Kitsos, M.S., Koukouras, A., Lampadariou, N., Laxamana, E., Lopez-Fe, C.M., De la Cuadra, C.M. Lotze, H.K., Martin, D., Mouillot, D., Oro, D., Raicevich, S., Rius-Barile, J., Saiz-Salinas, J.I., San Vicente, C., Somot S., Templado J., Turon X., Vafidis D., Villanueva R. & Voultsiadou E. 2010. The Biodiversity of the Mediterranean Sea: Estimates, Patterns, and Threats. *PLoS ONE*, August 2010, Vol 5 (8): e11842 (available at www.plosone.org).

Compagno, L.J.V. 1984. *Sharks of the world. An Annotated and Illustrated Catalogue of Shark Species Known to Date*. FAO Species Catalogue, Vol. 4, Parts 1 and 2: FAO Fisheries Synopsis 125: 665 pp.

Compagno, L.J.V. 1999. Checklist of living elasmobranchs. In Hamlett W.C. ed: *Sharks, Skates, and Rays: The Biology of Elasmobranch Fishes*, pp: 471–498. The John Hopkins University Press, Baltimore.

Compagno, L.J.V. 2001. *Sharks of the world. An annotated and illustrated catalogue of shark species known to date. Bullhead, mackerel, and carpet sharks (Heterodontiformes, Lamniformes and Orectolobiformes)*. FAO Species Catalogue for Fishery Purpose N. 1, Rome, 2: 269 pp.

Compagno, L.J.V. 2005. Checklist of Living Chondrichthyes. In Hamlett W.C. ed: *Reproductive Biology and Phylogeny of Chondrichthyes: Sharks, Batoids, and Chimaeras*, pp: 501–548. New Hampshire: Science Publishers.

Compagno, L.J.V., Dando, M. & Fowler, S. 2005. *A Field Guide to the Sharks of the World*. Harper Collins Publishing Ltd., London, 368 pp.

Cowley, P. D. & Compagno, L. V. J. 1993. A taxonomic re-evaluation of the blue stingray from southern Africa (Myliobatiformes: Dasyatidae). *South African Journal of Marine Science*, 13: 135–149.

Daley, R.K., Stevens, J.D. & Graham, K.J. 2002. *Catch analysis and productivity of the deepwater dogfish resource in southern Australia*. Report by CSIRO Marine Research and NSW fisheries to the Fisheries Research and Development Corporation. FRDC Project 1998/108.

Deynat, P.P. & Fermon, Y. 2001. Resurrection of *Himantura oxyrhyncha* (Sauvage, 1878) from the synonym of *H. uarnak*, a senior synonym of *H. krempfi* (Chabanaud, 1923) (Myliobatiformes: Dasyatidae). *Cybium* 2001, 25(2): 161–176.

Daskalov, G., Cardinale, M., Gümüs A., Duzgunes, E., Genç, Y., Maximov, V., Mikhaylyuk, A., Panayotova, M., Radu, G., Raykov, V., Shlyakhov, V., Zengin, M., Yankova, M. & Rätz, H.-J.

2011. *Assessment of Black Sea Stocks*. Scientific, Technical and Economic Committee for Fisheries., Publications Office of the European Union EUR – Scientific and Technical Research series: 56 pp.
- Daskalov G., Raykov V., Panayotova M., Radu G., Maximov V., Shlyakhov V., Duzgunez E. & Rätz H.–J. 2009.** *Working group on the review of advice on Black Sea Stocks for 2009*. Scientific, Technical and Economic Committee for Fisheries. Report of the SGMED–09–01 EUR – Scientific and Technical Research series. Joint Research Centre: 158 pp.
- Erickson, D.L., Goldhor, S. & Giurca, R. 2000.** *Efficiency and species selectivity of fabricated baits used in Alaska demersal longline fisheries*. ICES, Copenhagen. 22 pp.
- F.A.O. 1999.** *International Plan of Action for the Conservation and Management of Sharks*. United Nations Food and Agriculture Organization: Rome, Italy.
- Fogarty, M.J. 1999.** Essential habitat, marine reserves and fishery management. *Trends in Ecology and Evolution*, 14:133–134.
- Fowler, H.W. 1936.** The marine fishes of West Africa, based on the collection of the American museum Congo expedition 1909–15. *Bulletin of the American Museum of Natural History*, 70: 1–606.
- Fromentin, J. & Farrugio, H. 2005.** *Results on the 2003 observer program on board the French purse seiner targeting Atlantic bluefin tuna in the Mediterranean Sea*. Col. Vol. Sci. Pap. ICCAT, 58(2): 779–782
- Gilman, E., Zollett, E., Beverly, S., Nakano, H., Shiode, D., Davis, K., Dalzell, P. & Kinan, I. 2006.** Reducing sea turtle bycatch in pelagic longline gear. *Fish*, 7: 2–23.
- Gilman, E., Clarke, S., Brothers, N., Alfaro–Shigueto–J., Mandelman, J., Mangel, J., Petersen, S., Piovano, S., Thomson, N., Dalzell, P., Donoso, M., Goren, M. & Werner, T. 2007.** *Shark Depredation and Unwanted Bycatch in Pelagic Longline Fisheries: Industry Practices and Attitudes, and Shark Avoidance Strategies*. Western Pacific Regional Fishery Management Council, Honolulu, USA.
- Gohar, H.A.F. & Mazhar, F.M. 1964.** The Elasmobranchs of the North–Western Red Sea. *Publ. Mar. Biol. Sta.Al–Ghardaqa*, 13: 1–114.
- Hall, M. A. 1996.** On bycatches. *Rev. Fish. Biol. Fish.* 6: 319–352.
- Hall, M.A., Alverson, D.L. & Metzals, K.I. 2000.** By–catch: Problems and Solutions. *Mar. Pollut. Bull.* 41 (1–6): 204–219.
- Kreffft, G. 1968.** *Knorpelfische (Chondrichthye) aus der tropischen Ostatlantic*. Atlantide report, 10: 33–76.
- Lack, M. & Sant, G. 2008.** *Illegal, unreported and unregulated shark catch: A review of current knowledge and action*. Department of the Environment, Water, Heritage and the Arts and TRAFFIC, Canberra.
- Last, P.R., Stevens, J.D. 1994.** *Sharks and Rays of Australia*. CSIRO 513 pp.
- Lubchenco, J., Palumbi, S., Gaines, S. & Andelman, S. 2003.** Plugging a hole in the ocean: the emerging science of Marine Reserves. *Ecological Applications* 13:S3–S7.
- Maximov V., Radu G. & Staicu I. 2006.** Contributios to the knowledge of the biological characteristics of the some demersal fish from the Romanian marine area. *Cercetari Marine (Recherches Marines)*, 36: 153–172.
- Maximov, V.E., Patras, L. Oprea, G. Radu, T. Zaharia, C. & Sion, B. 2010.** Contributions to the knowledge of the biological characteristics of main marketable fish species from the Black sea romanian area, between 2005– 2009. *Journal of Environmental Protection and Ecology*, vol. 3: 90–999.

- McCaughran, D. A.** 1992. *Standardized nomenclature and methods of defining bycatch levels and implications*. Proceedings of the National Industry Bycatch Workshop, Newport, Oregon, February 4–6, 1992. Seattle WA: Natural Resources Consultants.
- Musick, J.A., Burgess, G., Cailliet, G., Camhi, M. & Fordham, S.** 2000. Management of sharks and their relatives (Elasmobranchii). *Fisheries*, 25: 9–13.
- Öztürk, B.** 2010. *Status of alien species in the Black and Mediterranean Seas*. Studies and Reviews. General Fisheries Commission for the Mediterranean, No. 87. Rome, FAO. 2010. 91p.
- Öztürk, B. & Karakulak, F.S., Eds.** 2003. *Workshop on demersal resources in the Black Sea and Azov Sea*. Turkish Marine Research Foundation, Istanbul, Turkey, 14: 130 pp.
- Parnell, P., Dayton, P., Lennert-Cody, C., Rasmussen, L. & Leichter, J.** 2006. Marine reserve design: optimal size, habitats, species affinities, diversity, and ocean microclimate. *Ecological Applications*, 16:945–962.
- Peristeraki, P., Kypraios, N., Lazarakis, G. & Tserpes, G.** 2007. *By-catches and discards of the Greek swordfish fishery*. Col. Vol. Sci. Pap. ICCAT, SCRS/2007/106.
- Radu, G.** 2011. *Romanian Fishery Report 2010*. 14th regular FOMLR AG meeting of the BSC, Black Sea Commission Permanent Secretariat Premises, Istanbul, Turkey, 19–20th September 2011.
- Radu, G., Anton, E., Golumbeanu, M, Raykov, V., Yankova, V., Panayotova, M., Shlyahov, M. & Zengin, V.I.** 2011. Evolution and State of the Black Sea Fishery Correlated with Ecological Conditions and Fishing Effort. *Journal of Environmental Protection and Ecology*, 12, (2):549– 558.
- Radu, G., Nicolaev, S., Maximov, V. & Anton, E.** 2011. *The Dynamics of Marine Fisheries at the Romanian Coast During 1950–2009*. The joint 3rd biannual Black Sea Scientific Conference and up–grade BS–Scene Project Joint Conference. “Black Sea Outlook” Conference 31 October – 4 November 2011.
- Sainsbury, K. & Sumaila, U.R.** 2003. *Incorporating ecosystem objectives into management of sustainable marine fisheries, including “best practice” reference points and use of marine protected areas*. In Sinclair MGVe (ed) *Responsible Fisheries in the Marine Ecosystem*. FAO and CABI Publishing. 343–361.
- Shlyakhov, V. A.** 1997. *Results of YugNIRO studies on stock assessment and parameters of fish population in the near - bottom complex in the Black and Azov Seas*. Proc. YugNIRO (Jubilee issue), v.43, Ukraine, Kerch: 48 - 59. (In Russian)
- Shlyakhov, V. A., Daskalov, G. M.** 2008. *The state of marine living resources/ State of the Environment of the Black Sea (2001–2006/7)*, Edited by Temel Oğus. Publication of the Commission on the Protection of the Black Sea Against Pollution (BSC), Istanbul, Turkey, 2008 March: 321–364.
- Stevens, J.D., Bonfil, R., Dulvy, N.K. & Walker, P.A.** 2000. The effects of fishing on sharks, rays and chimaeras (chondrichthyans), and the implications for marine ecosystems. *ICES J. Mar. Sci.* 57: 476–494.
- Tachibana, K. & Gruber, S.H.** 1988. Shark repellent lipophilic constituents in the defense secretion of the moose sole (*Pardachirus marmoratus*). *Toxicon*, 26, (9): 839–853.
- Von Bertalanffy, L.** 1938. A quantitative theory of organic growth (inquiries on growth laws II). *Hum Biol* 10:181–213
- Williams, P.G.** 1997. *Shark and related species catch in the Tuna Fisheries of the tropical western and central Pacific Ocean*. FAO Technical Working Group Meeting on the Conservation and Management of Sharks, Tokyo, Japan, 23–27 April 1998.

Appendix I – Bibliographic references on elasmobranchs in the Mediterranean and Black Sea

1. **Abdel-Aziz, S.H.** 1986. Food and feeding habits of *Raja* species (Batoidei) in the Mediterranean waters of Alexandria. *Bulletin of Institute of Oceanography and Fisheries ARE*, 12: 265–276.
2. **Abdel-Aziz, S.H.** 1992. The use of vertebral rings of the brown ray *Raja miraletus* (Linnaeus, 1758) off Egyptian Mediterranean coast for estimation of age and growth. *Cybium*, 16: 121–132.
3. **Abdel-Aziz, S.H.** 1994. Observations on the biology of the common *Torpedo* (*Torpedo torpedo*, Linnaeus, 1758) and marbled electric Ray (*Torpedo marmorata*, Risso, 1810) from Egyptian Mediterranean waters. *Australian Journal of Marine and Freshwater Research*, 45: 693–704.
4. **Abdel-Aziz, S.H., Ezzat, A., & Hussein, M.** 1987. Sexuality, reproduction and fecundity of *Raja miraletus* (L) from the Mediterranean waters off Alexandria. *Bulletin of Institute of Oceanography and Fisheries ARE*, 13: 119–132.
5. **Abdel-Aziz, S.H., Khalil, A.N. & Abdel-Maguid, S.A.** 1993. Food and feeding habits of the common guitarfish, *Rhinobatos rhinobatos* in the Egyptian Mediterranean waters. *Indian Journal of Marine Sciences*, 22: 287–290.
6. **Abdel-Aziz, S.H., Khalil, A.N. & Abdel-Maguid, S.A.** 1993. Reproductive cycle of the common guitarfish, *Rhinobatos rhinobatos* (Linnaeus, 1758), in Alexandria waters, Mediterranean Sea. *Australian Journal of Marine and Freshwater Research*, 44: 507–517.
7. **Abdulla A.** 2004. *Status and conservation of sharks in the Mediterranean Sea*. IUCN Technical Paper. Gland
8. **Abella, A.J., Mancusi, C. & Serena, F.** 2008. *Assessment of Raja asterias and Raja clavata in the north western Mediterranean Sea (GSA9)* – Subcommittee on stock assessment working group of demersal species Izmir, Turkey 15–19 sept 2008.
9. **Abella, A.J. & Serena, F.** 2005. Comparison of elasmobranch catches from research trawl surveys and commercial landings at port of Viareggio, Italy, in the last decade. *Journal Northwestern Atlantic Fisheries Science*, 35: 345–356.
10. **Aka Erdogan, Z., Torku Koç, H., Türker Çakir, D., Nerlovic, V. & Dulcic J.** 2004. Sexual dimorphism in the small-spotted catshark *Scyliorhinus canicula* (L, 1758), from the Edremit Bay (Turkey). *Annales, Series Historia Naturalis*, 14: 165–170.
11. **Aldebert, Y.** 1997. Demersal resources of the Gulf of Lions (NW Mediterranean). Impact of exploitation on fish diversity. *Vie et Milieu*, 47: 275–284.
12. **Al-Hassan, L.A.J. & Busneina, A.M.** 1999. Regional variations of centra in the vertebral column of two cartilaginous fishes from Libyan coastal waters. *Oebalia*, 25: 111–117.
13. **Allam, S.M., Ezzat, A.A. & Hashem, M.T.C.** 1990. Biology of *Dasyatis pastinaca* from Mediterranean waters off Alexandria. *Bulletin of the Institute of Oceanography and Fisheries, ARE*, 16: 90–108.
14. **Aloncle, H.** 1972. Descriptive catalogue of fishes in Moroccan seas. Part 1: Cyclostomata, selachii, Holocephali. Holocephali or Chimaeridae. *Bull. Inst. Pêches Marit. Maroc*, 19: 161–163.
15. **Arapi, D., Sadikaj, R. & Nelaj, E.** 2006. Fishing and Cartilaginous fishes on Adriatic and Ionian Seas of Albania. In N. Başusta, Ç. Keskin, F. Serena & B. Seret eds. *The Proceedings of the International Workshop on Mediterranean Cartilaginous Fish with Emphasis on Southern and Eastern Mediterranean*, Istanbul, 2005, Turkish Marine Research Foundation: 209–213.
16. **Ardizzone, G.D., Belluscio, A., Carpentieri, P., Colloca, F.** 2002. Annotated checklist of the skates (Chondrichthyes, Rajidae) in the Central Tyrrhenian Sea. *Biologia Marina Mediterranea*, 10: 769–773.
17. **Artioli, Y., Visentin, E., Barausse, A. & Mazzoldi, C.** 2010. *What historical data and predictive models can tell us about elasmobranch future in the Northern Adriatic Sea*. 41st Congress of the Società Italiana di Biologia Marina.

18. **Avsar, D.** 1996. Sex, Age and growth of the spurdog (*Squalus acanthias* Linnaeus, 1758) in the Southeastern Black Sea. *Yugoslav Journal of Operation Research*, 6 (2): 295–304.
19. **Avsar, D.** 2001. Age, growth, reproduction and feeding of the spurdog (*Squalus acanthias*, L., 1758) in the South–eastern Black Sea. *Estuarine, Coastal and Shelf Science*, 52: 269–278.
20. **Azouz, A. & Capapé, C.** 1971. Les relations alimentaires entre les sélaciens et le zoobenthos des côtes nord de la Tunisie. *Bull. Inst. Nat. Scient. Tech. Océanog. Pêche, Salammbô*, 2: 121–130.
21. **Bacalbasa N.** 1968. *Consideration sur la pêche de l'Aiguillat (Squalus acanthias L.) dans le nord–ouest de la Mer Noire.* (CIESM)Rapport et Proces–Verbaux des Reunions XIX (2), 237–239.
22. **Baino, R. & Serena, F.** 2000. Abundance estimation and geographical distribution of some selachii in the Northern Tyrrhenian and Southern Ligurian Sea. *Biologica Marina Mediterranea*, 7: 433–439.
23. **Baino, R., Serena, F., Ragonese, S., Rey, J. & Rinelli, P.** 2001. *Catch composition and abundance of elasmobranchs based on the MEDITS Program.* Rap. Com. Intern.Expl. Scient. de la Méditerranée, 36:234.
24. **Ball, D., Neifar, L., & Euzet, I.** 2003. Description of *Scalithrium* n. gen. (cestoda, tetraphyllidea) with *Scalithrium minimum* (van beneden, 1850) n. comb., a parasite of *Dasyatis pastinaca* (Elasobranchii, Dasyatidae), as type species. *Parasite*, 10: 31–7.
25. **Baranes, A. & Webdliing, J.** 1981. The early stages of development in *Carcharhinus plumbeus*. *Journal of Fish Biology*, 18: 159–175.
26. **Barone, M.** 2009. *Life History of Raja clavata (Chondrichthyes, Rajiformes).* Thesis, Faculty of Mathematics, Physics and Natural Science of the University of Pisa (2007–2009).
27. **Barone, M., De Ranieri, S., Fabiani, O., Pirone, A. & Serena, F.** 2007. Gametogenesis and maturity stages scale of *Raja asterias* Delaroché, 1809 (Chondrichthyes, Rajidae) from the South Ligurian Sea. *Hydrobiologia*, 580:245–254.
28. **Barone, M., Mancusi, C. & Serena, F.** 2006. Time series analysis and forecasting of landings of *Raja asterias* Delaroché, 1809 using an ARIMA model. *Biologica Marina Mediterranea*, 13 (1): 206–209.
29. **Barrull, J.** 1993. Historical Mediterranean record of the white shark *Carcharodon carcharias* (Linnaeus, 1758) in the Catalonian sea (Mediterranean Sea) documented by jaw teeth. *Miscellanea Zoologica*. Barcelona, 17: 283–285.
30. **Barrull, J. & Mate, I.** 1995. Presence of little sleeper shark *Somniosus rostratus* (Risso, 1826) in the Catalonian Sea. *Miscellanea Zoologica*. Barcelona, 18: 200–202.
31. **Barrull, J. & Mate, I.** 2000. Biología de la cañbota *Hexanchus griseus* (Bonnaterre, 1788) en el Mar Mediterráneo. *Boletín de la Asociación Española de Elasmobranchios*, 3: 13–20.
32. **Barrull, J. & Mate, I.** 2001. First confirmed record of angular rough shark *Oxynotus centrina* (Linnaeus 1758) predation on shark egg case of small–spotted catshark *Scyliorhinus canicula* (Linnaeus 1758) in Mediterranean waters. *Annales, series Historia Naturalis*, 11: 23–28.
33. **Barrull, J. & Mate, I.** 2001. Presence of the great white shark *Carcharodon carcharias* (Linnaeus, 1758) in the Catalonian Sea (NW Mediterranean): review and discussion of records, and notes about its ecology. *Annales, series Historia Naturalis*, 11: 3–12.
34. **Barrull, J. & Mate, I.** 2001. First record of a pregnant female little sleeper shark *Somniosus rostratus* (Risso, 1826) on the Spanish Mediterranean coast. *Boletín del Instituto Español de Oceanografía*, 17: 323–325.
35. **Başusta, A., Ozer, E. I., Sulikowski, J. A. & Başusta, N.** 2012. First record of a gravid female and neonate of the Lusitanian cownose ray, *Rhinoptera marginata*, from the eastern Mediterranean Sea. *Journal of Applied Ichthyology*, 2012, 1–2.
36. **Başusta, N.** 2002. Occurrence of a sawback angelshark (*Squatina aculeata* Curier, 1829) off the eastern Mediterranean coast of Turkey. *Turkish Journal of Veterinary and animal Sciences*, 26: 1177–1179.

37. **Başusta, N., Demirhan, S.A., Çiçek, E., Başusta, A. & Kuleli, T.** 2008. Age and growth of the common guitarfish, *Rhinobatos rhinobatos*, in Iskenderun Bay (north–eastern Mediterranean, Turkey). *Journal of the Marine Biological Association of the United Kingdom*, 88: 837–842.
38. **Başusta, N., Demirhan, S.A., Karalar, M. & Cekic, M.** 2007. Diet of common guitarfish (*Rhinobatos rhinobatos* L., 1758) in the Iskenderun Bay (North–eastern Mediterranean Sea). *Rapp. Comm. Mer Médit.*, 38: 426.
39. **Başusta, N., Erdem, Ü.** 2000. A study on the pelagic and demersal fishes of Iskenderun Bay. *Turkish Journal of Zoology*, 24: 1–19.
40. **Başusta, N., Erdem, Ü. & Çevik, C.** 1998. *An investigation on chondrichthyes in Iskenderun Bay*. Celal Bayar Univ. J. Sci. Arts Fac, 1:63–69.
41. **Başusta, N., Erdem, Ü. & Kumlu, M.** 1998. Two new fish records for the Turkish Sea: Round stingray *Taeniura grabata* and Skate stingray *Himantura uarnak* (Dasyatidae). *Israel Journal of Zoology*, 44: 65–66.
42. **Başusta, N. & Sulikowski, J. A.** 2012. The oldest estimated age for roughtail stingray *Dasyatis centroura* (Mitchill, 1815) from the Mediterranean Sea. *Journal of Applied Ichthyology*. 2012, 1–2.
43. **Bello G.** 1978. *The feeding ecology of the velvet belly, Etmopterus spinax (Chondrichthyes, Squalidae) of the Adriatic Sea on the basis of its stomach contents*. Atti della Società Italiana di Scienze Naturali e del Museo Civico di Storia Naturale di Milano 139: 187–193.
44. **Belluscio, A., Scacco, U., Colloca, F., Carpentieri, P. & Ardizzone, G.D.** 2000. Feeding strategies of two species of demersal chondrichthyans, *Galeus melastomus* (Rafinesque, 1810) and *Etmopterus spinax* (Linnaeus, 1758), in the central Tyrrhenian Sea. *Biologia Marina Mediterranea*, 7: 417–426.
45. **Ben Brahim, R. & Capapé, C.** 1997. The teeth rows counts in two skates *Raja miraletus* (Linnaeus, 1758) and *R. radula* (Delaroché, 1809) from Tunisian coasts (Central Mediterranean). *Oebalia*, 23: 95–105.
46. **Ben Brahim, R. & Capapé, C.** 1997. Nageoire dorsale supplémentaire chez une torpille ocellée, *Torpedo (torpedo) topedo* des eaux tunisiennes (méditerranée centrale). *Cybium*, 21: 223–225.
47. **Ben Brahim, R., Seck, A. & Capapé, C.** 1998. Albinisme chez une torpille ocellée, *Torpedo (torpedo) torpedo*. *Cybium*, 22, 83–86.
48. **Ben Souissi, J., Mejri, H., Ben Salem, M., Hemida, F. & Capapé, C.** 2005. *On the occurrence of the pelagic stingray Dasyatis violacea (Bonaparte, 1832) (Chondrichthyes: Dasyatidae) in a perimediterranean lagoon: the Tunis Southern Lagoon (Tunisia, Central Mediterranean)*. Revue de l'Institut national agronomique de Tunisie, 20: 171–172.
49. **Ben Souissi, J., Golani, D., Mejri, H., Ben Salem, M. & Capapé, C.** 2007. First confirmed record of the Halave's guitarfish, *Rhinobatos halavi* (Forsskål, 1775) (Chondrichthyes: Rhinobatidae) in the Mediterranean Sea with the description of a case of albinism in elasmobranchs. *Cahiers de Biologie Marine*, 48: 67–75.
50. **Ben–Tuvia, A.** 1955. Two Indo–Pacific fishes, *Dasyatis uarnak* and *Upeneus moluccensis*, in the eastern Mediterranean. *Nature*, 176: 1177–1178.
51. **Ben Tuvia, A.** 1966. Red Sea fishes recently found in the Mediterranean. *Copeia*, 1966: 254–276.
52. **Ben–Tuvia, A.** 1971. Revised list of the Mediterranean fishes of Israel. *Israel Journal of Zoology*, 20: 1–39.
53. **Bertrand, J., Gil De Sola, L., Papakonstantinou, C., Relini, G. & Souplet, A.** 2000. Contribution on the distribution of the Elasmobranchs in the Mediterranean Sea (from the MEDITS Surveys). *Biologia Marina Mediterranea*, 7: 385–399.
54. **Besson, J.** 1977. *Un requin–pelerin a Port–Cros*. Trav. Sci. Parc Natl. Port–Cros, 3: 205.
55. **Beveridge, I., Neifar, L. & Euzet, L.** 2004. Eutetrarhynchid cestodes from Atlanticans Mediterranean elasmobranch fishes, with the description of two new species of *Dollfusiella* Campbell

- & Beveridge, 1994 and redescrptions of *Prochrcristianella papillifer* (Poyarkoff, 1909) Dollfus, 1957 and *Parachrcristianella trygonis* Dollfus, 1946. *Syst Parasitol*, 59: 81–102.
56. **Boero, F. & Carli, C.** 1977. *Prima segnalazione mediterranea di Sphyrna mokarran* (Rüppel, 1837) (*Selachii, Sphyrnidae*). *Bollettino di Musei e degli Istituti Biologici dell'Universita Genova*, 45: 91–93.
57. **Boero, F. & Carli, A.** 1979. *Catture di Elasmobranchi nella tonnarella di Camogli (Genova) dal 1950 a 1974*. *Boll. Mus. Ist. Biol. Univ. Genova*, 47: 27–34.
58. **Bono, L., De Ranieri, S., Fabiani, O., Lenzi, C., Mancusi, C. & Serena, F.** 2005. Study of the growth of *Raja asterias* (Delaroche, 1809) (Chondrichthyes, Rajidae) through the analysis of vertebral sections. *Biologia Marina Mediterranea*, 12: 470–474.
59. **Bottaro, M., Ferrando, S., Gallus, L., Girosi, L., Vacchi, M.** 2005. First record of albinism in the deep water shark *Dalatias licha*. *JMBA2. Biodiversity Records*.
60. **Bottaro, M., Consalvo, I., Ferrando, S., Gallus, L., Girosi, L., Psomadakis, P.N., Atkinson, C.J.L. & Vacchi, M.** 2007. New records of blonde ray (*Raja brachyura*) from the Ligurian Sea. *JMBA2, Biodiversity Records*.
61. **Bottaro M., Clo S., Dalu M., Modena M., Vacchi M.** 2003. *Preliminary notes about the biology of the kitefin shark Dalatias licha (Bonnaterre, 1788) from the Gulf of Genoa*. Poster presented to the 7th Annual European Association Meeting, San Marino.
62. **Bozzano, A.** 2004. Retinal specialisations in the dogfish *Centroscymnus coelolepis* from the Mediterranean deep-sea. *Scientia Marina*, 68: 185–195.
63. **Bozzano, A., Murgia, R., Vallerga, S., Hirano, J. & Archer, S.** 2001. The photoreceptor system in the retine of two dogfishes *Scyliorhinus canicula* and *Galeus melastomus*: possible relationship with depth distribution and predatory life-style. *Journal of Fish Biology*, 59: 1258–1278.
64. **Bradai M.N.** 2000. *Diversité du peuplement ichtyque et contribution à la connaissance des Sparidés du golfe de Gabès*. Thèse de Doctorat d'état. Faculté des sciences de Sfax, Tunisie. 595 p.
65. **Bradai, M.N. & Capapé, C.** 2001. Capture du diable de mer, *Mobula mobular*, dans le golfe de Gabès. (Tunisie méridionale, Méditerranée centrale). *Cybiurn*, 25: 389–391.
66. **Bradai, M.N., Ghorbel, M., Bouain, A. & Abdelmouleh, A.** 1992. Observations ichtyologiques effectuées dans la région du golfe de Gabès (Tunisie). *Bull. Inst. Natn. Scient. et Tech. Océanogr. et de Pêche, Salammbô*, 19: 57–65.
67. **Bradai, M.N., Jarboui, O. & Capape, C.** 2000. First record of the blackmouth catshark, *Galeus melastomus* (Pisces, Scyliorhinidae) in the Gulf of Hammamet (Eastern Tunisia, Central Mediterranean). *Bull. Inst. Natn. Scient. et Tech. Océanogr. et de Pêche, Salammbô*, 27: 107–109.
68. **Bradai, M.N., Quignard, J.P., Bouain, A., Jarboui, O., Wannès-Ghorbel, A., Ben abdallah, L., Zaouali, J., Ben Salem, S.** 2004. Ichtyofaune autochtone et exotique des côtes tunisiennes: recensement et biogéographie. *Cybiurn*, 28: 315–328.
69. **Bradai, M.N., Saidi, B., Bouain A., Guelorget, O. & Capapé, C.** 2005. The Gulf of Gabès (Southern Tunisia, Central Mediterranean): a nursery area for sandbar shark, *Carcharhinus plumbeus* (Nardo, 1827) (Chondrichthyes: Carcharhinidae). *Annales, Series Historia Naturalis*, 15: 187–194.
70. **Bradai, M.N., Saidi, B., Enajjar, S. & Bouain, A.** 2006. The Gulf of Gabès: a spot for the Mediterranean elasmobranchs. In N. Baştusta, Ç. Keskin, F. Serena, B. Seret, eds. *The Proceedings of the International Workshop on Mediterranean Cartilaginous Fish with Emphasis on Southern and Eastern Mediterranean*, Istanbul, 2005, Turkish Marine Research Foundation, Turkey. pp. 107–117.
71. **Bradai, M.N., Saidi, B., Ghorbel, M., Bouain, A., Guelorget, O. & Capape, C.** 2002. Observations sur les requins du golfe de Gabes (Tunisie meridionale, Mediterranee centrale). *Mesogée*, 60: 61–77.
72. **Branstetter, S.** 1984. Carcharhinidae: 102–121. In P. J. P. Whitehead, M. L. Bauchot, J. C. Hureau, J. Nielsen & E. Tortonese, eds. *Fishes of the North-Eastern Atlantic and the Mediterranean*, Vol. 1, Paris, UNESCO: 310 p.

73. **Buencuerpo, V., Rios, S. & Moron, J.** 1998. Pelagic sharks associated with the swordfish, *Xiphias gladius*, fishery in the eastern North Atlantic Ocean and the strait of Gibraltar. *Fishery Bulletin*, 96: 667–685.
74. **Cammata, M., Mangano, V., Parisi, M.G., Benenati, G. & Parrinello, N.** 2010. *Purification and characterization of an F-type lectin from small-spotted catshark (Scyliorhinus canicula) serum.* 41st Congress of the Società Italiana di Biologia Marina.
75. **Cannas, R., Follesa, M.C., Cabiddu, S., Porcu, C., Salvadori, S., Iglésias, S.P., Deiana, A.M. & Cau, A.** 2010. Molecular and morphological evidence of the occurrence of the Norwegian skate *Dipturus nidarosiensis* (Storm, 1881) in the Mediterranean Sea. *Marine Biology Research*, 6: 341–350.
76. **Cannas, R., Pasolini, P., Mancusi, C., Follesa, M.C., Cabiddu, S., Hemida, F., Serena, F. & Tinti, F.** 2008. Distribution, molecular systematics and phylogeography of *Raja polystigma* and *Raja montagui* in the Mediterranean. *Biologia Marina Mediterranea*, 15:188–191.
77. **Cannizzaro, L., Garofalo, G., Levi, D., Rizzo, P. & Gancitano, S.** 1995. *Raja clavata* in the Sicilian Channel: growth, distribution, abundance. *Biologia Marina Mediterranea*, 2: 257–262
78. **Cannizzaro, L., Rizzo, P., Levi, D. & Gancitano, S.** 1995. Age determination and growth of *Squalus blainvillei*, (Risso, 1826). *Fisheries Research*, 23: 113–125.
79. **Capapé, C.** 1974. *Contribution à la biologie des Rajidæ des côtes tunisiennes. II. Raja radula Delaroché 1809. Répartition géographique et bathymétrie, sexualité, reproduction et fécondité.* Archs. Inst. Pasteur de Tunis, 51: 211–228.
80. **Capapé, C.** 1974. *Observations sur la sexualité, la reproduction et la fécondité de 16 sélaciens pleurotrèmes vivipares aplacentaires des côtes tunisiennes.* Archs. Inst. Pasteur de Tunis, 51: 229–256.
81. **Capapé, C.** 1974. *Note préliminaire sur la biologie de Torpedo (Torpedo) marmorata Risso, 1810 et de Topedo (Tetronarce) nobiliana Bonaparte, 1835 des côtes Tunisiennes.* Archs. Inst. Pasteur de Tunis, 51: 257–267.
82. **Capapé, C.** 1974. *Observations sur la sexualité, la reproduction et la fécondité de 8 sélaciens pleurotrèmes vivipares placentaires des côtes tunisiennes.* Archs. Inst. Pasteur de Tunis, 51 : 329–344.
83. **Capapé, C.** 1974. *Première données sur le cycle de la reproduction de Dasyatis centroura (Mitchill, 1815) et de Gymnura altavela (Linné, 1758) des côtes tunisiennes.* Archs. Inst. Pasteur de Tunis, 51: 345–356.
84. **Capapé, C.** 1974. *Contribution a la biologie des Scyliorhinidae des côtes tunisiennes II. Scyliorhinus canicula Linné, 1758: Régime alimentaire.* Annales, Institut Michel Pacha, 7 : 13–26.
85. **Capapé, C.** 1974. *Anomalie de l'appareil urogénital chez Torpedo (torpedo) marmorata Risso, 1810.* Archs. Inst. Pasteur de Tunis, 51: 229–256.
86. **Capapé, C.** 1975. *Sélaciens nouveaux et rares le long des côtes tunisiennes. Première observations biologiques.* Archs. Inst. Pasteur Tunis, 52: 107–128.
87. **Capapé, C.** 1975. *Contribution à la biologie des Scyliorhinidae des côtes tunisiennes. IV. Scyliorhinus stellaris (Linné, 1758). Régime alimentaire.* Archs. Inst. Pasteur Tunis, 52: 383–394.
88. **Capapé, C.** 1975. *Observations sur le régime alimentaire de 29 Sélaciens pleurotrèmes des côtes tunisiennes.* Archs. Inst. Pasteur de Tunis, 52: 396–414.
89. **Capapé, C.** 1975. *Etude du régime alimentaire de Squalus blainvillei (Risso, 1826) des côtes tunisiennes.* Bull. Inst. Océanogr. Pêche, Salammbô, 4: 61–73.
90. **Capapé, C.** 1975. *Contribution à la biologie des Dasyatidae des côtes Tunisiennes. II. Dasyatis pastinaca (Linne, 1758). Régime alimentaire.* Ann. Inst. Michel Pacha, 8:1–5.
91. **Capapé, C.** 1975. *Contribution a la biologie des Rajidae des cotes tunisiennes. IV. Raja clavata (Linné 1758). Régime alimentaire.* Ann. Inst. Michel Pacha. 8: 16–32.

92. **Capapé, C.** 1975. *Contribution a la biologie des Rajidae des côtes tunisiennes. VIII. Raja melitensis Clark, 1926. Régime alimentaire.* Archs. Inst. Pasteur de Tunis, 1–2:40–46.
93. **Capapé, C.** 1975. Note sur la presence en tunisie de *Raja naevus* Müller et Henlé, 1814 et de *Raja melitensis* Clark, 1926: Description, premières observations biologiques. *Bull. Inst. Océanogr. Pêche, Salammbô*, 4: 75–92.
94. **Capapé, C.** 1976. *Contribution a la biologie des Dasyatidae des côtes tunisiennes. I. Dasyatis pastinaca (Linne, 1758). Répartition géographique et bathymétrique, sexualité, reproduction, fécondité.* Annali del Museo Civico di Storia naturale di Genova, 81: 22–32.
95. **Capapé, C.** 1976. *Contribution à la biologie des Rajidae des côtes tunisiennes. III. Raja clavata Linné, 1758. Répartition géographique et bathymétrique, sexualité, reproduction et fécondité.* Bulletin du Muséum National d'Histoire Naturelle, Paris, 3ème série, n° 393, Zoologie, 275: 907–922.
96. **Capapé, C.** 1976. *Contribution à la biologie des Rajidae des côtes tunisiennes. Raja alba Lacépède, 1801. Répartition géographique et bathymétrique, sexualité, reproduction, fécondité.* Ann. Inst. Michel Pacha, 9: 23–47.
97. **Capapé, C.** 1976. *Étude du régime alimentaire de l'aigle de mer, Myliobatis aquila (L., 1758) des côtes tunisiennes.* J. Cons. Int. Explor. Mer, 37 (1): 29–35.
98. **Capapé, C.** 1977. *Liste commentée des Sélaciens de la région de Toulon (de La Ciotat à Saint-Tropez).* Bulletin du Muséum d'Histoire naturelle de Marseille, 37: 5–9.
99. **Capapé, C.** 1977. *Raja africana n. sp., une nouvelle espèce pour les côtes ouest –africaines et tunisiennes.* Bull. Soc. Sc. nat. Tunisie, 12: 69–78.
100. **Capapé, C.** 1977. *Les espèces du genre Dasyatis Rafinesque, 1810 (Pisces, Rajiformes) des côtes tunisiennes.* Cybium, 3 ème série, 2: 75–105.
101. **Capapé, C.** 1977. *Contribution à la biologie des Scyliorhinidae des côtes tunisiennes. I. Scyliorhinus canicula (Linné, 1758): répartition géographique et bathymétrique, sexualité, reproduction, fécondité.* Bull. Off. natn. Pêch. Tunisie, 1: 83–101.
102. **Capapé, C.** 1977. *Contribution à la connaissance de la biologie des Scyliorhinidae des côtes Tunisiennes. III. Scyliorhinus stellaris (Linné, 1758).* Acta Adriatica, 17:1–21.
103. **Capapé C.** 1977. *Contribution à la biologie des Rajidae des côtes tunisiennes. X. Raja clavata Linné, 1758: étude complémentaire de la fécondité.* Bull. Off. natn. Pêch. Tunisie, 1 (2): 169–172.
104. **Capapé, C.** 1977. *Etude du régime alimentaire de la Mourine vachette, Pteromylaeus bovinus (Geoffroy Saint-Hilaire, 1817) (Pisces, Myliobatidae) des côtes tunisiennes.* J. Cons. int. Explor. Mer, 37 (3): 214–220.
105. **Capapé, C.** 1977. *Observations sur le régime alimentaire de quelques Raies des côtes tunisiennes.* Rapp. Comm. int. Mer Médit, 24: 5.
106. **Capapé, C.** 1977. *Contribution a la biologie des Rajidae des cotes tunisiennes. XII. Raja alba Lacepede, 1803. Regime alimentaire.* Archs. Inst. Pasteur de Tunis, 54: 85–95.
107. **Capapé, C.** 1977. *Contribution à la biologie des Rajidae des côtes tunisiennes. IV. Raja asterias Delaroche, 1809: répartition géographique et bathymétrique, sexualité, reproduction et fécondité.* Bulletin du Muséum National d'Histoire Naturelle de Paris, 435, Zoologie: 305–326.
108. **Capapé, C.** 1977. *Contribution à la biologie des Rajidae des côtes tunisiennes. VII. Raja melitensis Carck, 1926: sexualité, reproduction, fécondité.* Cahiers de Biologie Marine, 18: 177.190.
109. **Capapé, C.** 1978. *Contribution à la biologie des Scyliorhinidae des côtes tunisiennes. VI. Scyliorhinus canicula (Linné, 1758): Étude complémentaire de la fécondité. Relations taille-poids du corps, taille-poids des gonades, poids du corps-poids du foie, poids du corps poids des gonades, poids du foie-poids des gonades. Coefficients de condition. Rapports hépato et gonosomatique.* Bull. Off. natn. Pêch. Tunisie, 2(1–2): 109–140.
110. **Capapé, C.** 1978. *Contribution à la biologie des Dasyatidae des côtes tunisiennes. III. Dasyatis tortonesei Capapé, 1975. Répartition géographique et bathymétrique, sexualité, reproduction, fécondité.* Bull. Inst. natn. Scient. Tech. Océanogr. Pêche Salammbô, 5: 97–110.

111. **Capapé, C.** 1978. Contribution à la biologie des Dasyatidae des côtes tunisiennes. IV. *Dasyatis tortonesei* Capapé, 1975. Régime alimentaire. *Arch. Inst. Pasteur Tunis*, 55: 359–369.
112. **Capapé, C.** 1979. Contribution à la biologie des Rajidae des côtes tunisiennes. XX. *Raja clavata* Linné, 1758. Relations taille–poids du corps, du foie et des gonades. Rapports hépato et gonosomatique. Coefficients de condition. *Arch. Inst. Pasteur Tunis*, 56 (4) : 425 – 463.
113. **Capapé, C.** 1979. *Contribution à la biologie des Rajidae des côtes Tunisiennes –Raja polystigma* Regan, 1926. Régime alimentaire. Biljeske–Notes, Split, 35: 1–10.
114. **Capapé, C.** 1979. *La torpille marbrée, Torpedo marmorata* Risso, 1810 (Pisces, Rajiformes) des côtes tunisiennes: nouvelles données sur l'écologie et la biologie de la reproduction de l'espèce, avec une comparaison entre les populations méditerranéennes et atlantiques. *Annales des Sciences Naturelles, Zoologie*, Paris, 13^{ème} série, 1: 79–97.
115. **Capapé, C.** 1980. Contribution à la biologie des Dasyatidae des côtes tunisiennes. V. *Dasyatis tortonesei* Capapé, 1977. Relations taille–poids du corps, du foie et des gonades. Rapports hépato et gonosomatique. Coefficients de condition. Cycles sexuels femelles. *Arch. Inst. Pasteur Tunis*, 57 (1–2): 61–85.
116. **Capapé, C.** 1980. Contribution à la biologie des Rajidae des côtes tunisiennes. 18. *Raja melitensis* Clark, 1926. Relations taille–poids du corps, du foie et des gonades. Rapports hépato et gonosomatique. Coefficients de condition. *Bull. Inst. natn. Scient. tech. Océanogr. Pêche Salammbô*, 7: 113 – 126.
117. **Capapé, C.** 1980. Contribution à la biologie des Rajidae des côtes tunisiennes. 19. *Raja polystigma* Regan, 1923. Relations taille–poids du corps, du foie et des gonades. Rapports hépato et gonosomatique. Coefficients de condition. *Cahiers de Biologie Marine*, 21 : 363–373.
118. **Capapé, C.** 1980. Contribution à la biologie des Rajidae des côtes tunisiennes. 21. *Raja asterias* Delaroche, 1809. Relations taille–poids, taille–poids du foie, taille–poids des gonades. Coefficients de condition, Rapports hépatosomatique et gonosomatique. *Bull. off. Natn. Pêch. Tunisie*, 4 (1) : 47 – 65.
119. **Capapé, C.** 1980. Etude morphologique des ptérygopodes de *Isurus oxyrinchus* Rafinesque, 1810 (Pisces, Lamnidae). *Bull. off. Natn. Pêch. Tunisie*, 4 (2): 265–270.
120. **Capapé, C.** 1980. Nouvelle description de *Heptranchias perlo* (Bonnaterre, 1788) (Pisces, Pleurotremata, Hexanchidae). Données sur la biologie de la reproduction et le régime alimentaire des spécimens des côtes tunisiennes. *Bull. off. Natn. Pêch. Tunisie*, 4(2) : 231–264.
121. **Capapé, C.** 1981. Nouvelle description de *Gymnura altavela* (Linnaeus, 1758) (Pisces, Rajiformes, Gymnuridae). *Bull. Inst. natn. scient. tech. Océanogr. Pêche Salammbô*, 8: 59–68.
122. **Capapé, C.** 1981. Etude morphologique de la ceinture pelvienne et des ptéropodes de *Scyliorhinus canicula* (Linne, 1758) et de *Scyliorhinus stellaris* (Linne, 1758) (Pisces, Pleurotremata, Scyliorhinidae) des côtes tunisiennes. *Bull. off. Natn. Pêch. Tunisie*, 5: 167–173.
123. **Capapé, C.** 1982. Etude morphologique de la ceinture pelvienne et des pterygopodes de *Squalus blainvillei* (Risso, 1826) (Pisces, Pleurotremata, Squalidae). *Bull. Inst Natn. Scient.Tech. Oceanogr. Pêche de Salammbô*, 9: 111–119.
124. **Capapé, C.** 1983. Nouvelles données sur la biologie de la reproduction de *Mustelus asterias* Cloquet, 1821 (Pisces, Pleurotremata, Triakidae) des côtes tunisiennes. *Vie et Milieu*, 33: 143–152.
125. **Capapé, C.** 1983. Répartition géographique et affinités bio–écologiques des espèces tunisiennes du genre *Dasyatis* Rafinesque, 1810 (Pisces, Rajiformes, Dasyatidae). *Rapp. Comm. int. Mer Médit.*, 28 (5): 19 – 23.
126. **Capapé, C.** 1983. Données nouvelles sur la morphologie des Dasyatidæ (Pisces, Rajiformes) des côtes tunisiennes. *Bull. Inst Natn. Scient.Tech. Oceanogr. Pêche de Salammbô*, 10: 69–98.
127. **Capapé, C.** 1984. *Nouvelles données sur la morphologie et la biologie de la reproduction de Carcharhinus plumbeus* (Nardo, 1827) (Pisces, Carcharhinidae) des côtes tunisiennes. *Investigaciòn Pesquera*, 48: 115–137.

128. **Capapé, C.** 1985. Nouvelle description de *Centrophorus granulosus* (Schneider, 1801) (Pisces, Squalidae). Données sur la biologie de la reproduction et le régime alimentaire des spécimens des côtes tunisiennes. *Bull. Inst Natn. Scient.Tech. Oceanogr. Pêche de Salammbô*, 12: 97–141.
129. **Capapé, C.** 1985. Données générales sur le régime alimentaire des Dasyatidae (Pisces, Selachii). *Arch. Inst. Pasteur Tunis*, 62 (3): 299–304.
130. **Capapé, C.** 1985. Données générales sur le régime alimentaire des Myliobatidae (Pisces, Selachii). *Arch. Inst. Pasteur Tunis*, 62 (4): 42–427.
131. **Capapé, C.** 1986. Données générales sur le régime alimentaire des Gymnuridae et des Mobulidae (Pisces, Selachii). *Arch. Inst. Pasteur Tunis*, 63 (2 – 3): 247–275.
132. **Capapé, C.** 1987. Propos sur les sélaciens des côtes tunisiennes. *Bull. Inst.Océanogr. Pêche, Salammbô*, vol. 14 : 15–32.
133. **Capapé, C.** 1989. Les Sélaciens des côtes méditerranéennes : aspects généraux de leur écologie et exemples de peuplement. *Océanis*, 1(3) : 309–331.
134. **Capapé, C.** 1990. *Observation sur la biologie de la reproduction de Dasyatis marmorata (Steindachner, 1892) (Pisces, Dasyatidae) de la mer des Bibans (Tunisie méridionale)*. Rapp. Comm. int. Mer Medit., 32 (1): 263 – 263.
135. **Capapé, C.** 1993. New data on the reproductive biology of the thorny stingray, *Dasyatis centroura* (Pisces: Dasyatidae) from off the Tunisian coasts. *Environmental Biology of Fishes*, 38: 73 – 80.
136. **Capapé, C.** 1994. Morphology of pelvic girdle and claspers of the velvet belly, *Etmopterus spinax* (Linnaeus, 1758) (Pisces: Squalidae). *Oebalia*, 20: 45–51.
137. **Capapé, C.** 2008. Diet of the angular rough shark *Oxynotus centrina* (Chondrichthyes: Oxynotidae) off the Languedocian coast (Southern France, North–western Mediterranean). *Vie et Milieu*, 58: 57–61.
138. **Capapé, C. & Azouz, A.** 1975. Etude du régime alimentaire de deux raies communes dans le golfe de Tunis: *Raja miraletus* Linné, 1758 et *R. radula*, Delaroche, 1809. *Arch. Inst. Pasteur Tunis*, 52: 233–250.
139. **Capapé, C. & Ben Brahim, R.** 1984. Nouvelles données sur la morphologie de *Galeus melastomus* Rafinesque, 1810 (Pisces, Scyliorhinidae). *Oebalia*, 10: 1–16.
140. **Capapé, C., Ben Brahim, R. & Zaouali, J.** 1997. Aspect de la biologie de reproduction de la guitare commune, *Rhinobatos rhinobatos*, 1758 (Rhinobatidae) des eaux tunisiennes (Méditerranée centrale). *Ichthyophysiological Acta*, 20, 113–127.
141. **Capapé, C., Ben Salem, M. & Ben Amor, M.M.** 2007. Size of eight oviparous elasmobranch species hatched in two Mediterranean areas: a survey and recent data. *Annales, series Historia Naturalis*, 17: 29–36.
142. **Capapé, C., Ben Souissi, J., Mejri, H., Guélorget, O. & Hemida, F.** 2005. The reproductive biology of the school shark, *Galeorhinus galeus* Linnaeus 1758 (Chondrichthyes: Triakidae), from the Maghreb shore (southern Mediterranean). *Acta Adriatica*, 46: 109–124.
143. **Capapé, C., Bouchereau, J.L. & Tomasini, J.A.** 1990. Présence du diable de mer *Mobula mobular* (Bonnaterre, 1788) (Pisces, Rajiformes, Mobulidae) dans le golfe d'Aigues–Mortes. Anatomie de la ceinture pelvienne et des ptérygopodes. *Mésogée*, 50: 9–14.
144. **Capapé, C., Bradai, M.N., Seck, A.A., Diatta, Y., Tomasini, J.A. & Quignard, J.P.** 2001. Aspects of the reproductive biology of the velvet belly, *Etmopterus spinax* (Elasmobranchii: Squalidae). *Bull. Inst.Océanogr. Pêche, Salammbô*, 28: 55–64.
145. **Capapé, C., Chadli, A. & Prieto, R.** 1976. Les Sélaciens dangereux des côtes tunisiennes. *Arch. Inst. Pasteur Tunis*, 1–2:61–108.
146. **Capapé, C., Crouzet, S., Clément, C., Vergne, Y. & Guélorget, O.** 2007. Diet of the marbled electric ray *Torpedo marmorata* (Chondrichthyes: Torpedinidae) off the Languedocian coast (Southern France, Northern Mediterranean). *Annales. Series historia naturalis*. 17: 17–22.

147. **Capapé, C. & Desoutter, M.**, 1979. Etude anatomique du neurocrâne, de la ceinture pelvienne et des ptérygopodes de *Raja melitensis* Clark, 1926 (Pisces, Rajiformes). *Bull. off. Natn. Pêch. Tunisie*, 3 (2): 183 – 192.
148. **Capapé, C. & Desoutter, M.**, 1979. Note sur la validité de *Raja asterias* Müller et Henle, 1841. *Cybium*, (5): 71–85.
149. **Capapé, C. & Dessoutter, M.** 1980. Nouvelle description de *Raja asterias* Delaroché 1809 (Pisces, Rajiformes). *Cybium*, 3 (11): 29–40.
150. **Capapé, C. & Desoutter, M.** 1981. *Nouvelle description de Torpedo (Torpedo) torpedo (Linné, 1758) (Pisces, Torpedinidæ)*. Bulletin du Muséum national d'Histoire naturelle, Paris, 7^{ème} série, section A, n° 4: 1205–1217.
151. **Capapé, C., Diatta, Y., Seck, A.A., Guélorget, O., Ben Souissi, J. & Zaouali, J.** 2005. Reproduction of the sawback angelshark *Squatina aculeata* (Chondrichthyes: Squatinidae) off Senegal and Tunisia. *Cybium*, 29: 147–157.
152. **Capapé, C., Diop, M., N'Dao, M. & Ben Brahim, R.** 1996. Observations biologiques comparées entre quelques espèces de sélaciens des côtes tunisiennes (Méditerranée centrale) et de la région de Dakar–Ouakam (Sénégal Atlantique oriental). *Ichthyophysiological Acta*, 19 : 179–199.
153. **Capapé, C. & Farrugio, H.** 1986. Nouvelle description de *Torpedo (Torpedo) fuscomaculata* Peters, 1855 (Pisces, Torpedinidae). *Bull. Inst. Océanogr. Pêche, Salammbô*, 13: 55–70.
154. **Capapé, C., Hemida, F., Bensaci, J., Saïdi, B. & Bradaï, M.N.** 2003. Records of basking sharks, *Cetorhinus maximus* (Gunnerus, 1765) (Chondrichthyes: Cetorhinidae) off the Maghreb shore (southern Mediterranean): a survey. *Annales Ser. Hist. Nat.*, 13:13– 18.
155. **Capapé, C., Hemida, F., Guélorget, O., Barrll, J., Mate, I., Ben Souissi, J. & Bradaï, M.N.** 2004. Reproductive biology of the Bluntnose sixgill shark *Hexanchus griseus* (Bonnaterre, 1788) (Chondrichthyes: Hexanchidae) from the Mediterranean Sea: a review. *Acta Adriatica*, 45 (1): 95–106.
156. **Capapé, C., Hemida, F., Quignard, J.P., Ben Amor, M.M. & Reynaud, C.** 2008. Biological observations on a rare deep–sea shark, *Dalatias licha* (Chondrichthyes: Dalatiidae), off the Maghreb coast (south–western Mediterranean). *Pan–American Journal of Aquatic Sciences*, 3(3): 355–360.
157. **Capapé, C., Hemida, F., Secka, A.A., Diatta, Y., Guelorget, O. & Zaouali, J.** 2003. Distribution and reproductive biology of the spinner shark, *Carcharhinus brevipinna* (Mueller and Henle, 1841) (Chondrichthyes: Carcharhinidae). *Israel Journal of Zoology*, 49: 269–286.
158. **Capapé, C., Guélorget, O., Barrll, J., Mate, I., Hemida, F., Seridji, R., Bensaci, J. & Bradaï, M.N.** 2003. Records of the bluntnose sixgill shark, *Hexanchus griseus* (Bonnaterre, 1788) (Chondrichthyes: Hexanchidae) in the Mediterranean Sea: A historical survey. *Annales Ser. Hist. Nat.*, 13: 157–166.
159. **Capapé, C., Guélorget, O., Quignard, J.P., El Abed, A., Ben Souissi, J. & Zaouali, J.** 2004. The Elasmobranch species from the Bahiret El Biban (Southern Tunisia, Central Mediterranean): a survey. *Annales, series Historia Naturalis*, 14(1): 19–28.
160. **Capapé, C., Guelorget, O., Reynaud, C., Marques, A., Bochereau, J.L. & Zouali, J.** 2003. Effects of reproductive factors on interrelationships between three deep water sharks from northern Tunisia (central Mediterranean). *Annales. Series historia naturalis*, 13: 181–190.
161. **Capapé, C., Guélorget, O., Siau, Y., Vergne, Y. & Quignard, J.P.** 2007. Reproductive biology of the thornback ray *Raja clavata* L., 1758, (Chondrichthyes: Rajidae) from the coast of Languedoc (Southern France, Northern Mediterranean). *Vie et Milieu*, 57(1–2): 83–90.
162. **Capapé, C., Guélorget, O., Vergne, Y., Marquès, A. & Quignard, J.P.** 2006. Skates and rays (Chondrichthyes) from waters off the Languedocian coast (southern France, northern Mediterranean). *Annales, series Historia Naturalis*, 16: 165–178.

163. **Capapé, C., Guélorget, O., Vergne, Y. & Quignard, J.P.** 2006. An unusual nine-ocellated common torpedo, *Torpedo torpedo* (Linnaeus, 1758) (Chondrichthyes: Torpedinidae) from southern France. *Acta Adriatica*, 47(1): 73–78.
164. **Capapé, C., Guélorget, O., Vergne, Y. & Quignard, J.P.** 2006. On a rare skate, the speckled ray, *Raja polystigma* Regan, 1923 (Chondrichthyes: Rajidae) captured off the coast of Languedoc (Southern France, Northern Mediterranean). *Annales, series Historia Naturalis*, 16. 37–42.
165. **Capapé, C., Guélorget, O., Vergne, Y. & Quignard, J.P.** 2007. Reproductive biology of the common eagle ray, *Myliobatis aquila* (Chondrichthyes: Myliobatidae) from the coast of Languedoc (Southern France, Northern Mediterranean). *Vie et Milieu*, 57(3): 1–6.
166. **Capapé, C., Guélorget, O., Vergne, Y., Quignard, J.P. Ben Amor, M.M & Bradai, M.N.** 2006. Biological observations on the black torpedo, *Torpedo nobiliana* Bonaparte 1835 (Chondrichthyes: Torpedinidae), from two Mediterranean areas. *Annales, series Historia Naturalis*, 16. 19–28.
167. **Capape, C., Guelorget, O., Vergne, Y. & Reynaud, C.** 2008. Reproductive Biology of the Blackmouth Catshark, *Galeus melastomus* (Chondrichthyes: Scyliorhinidae) Off the Languedocian Coast (Southern France, Northern Mediterranean). *Journal of the Marine Biological Association of the United Kingdom*, 88: 415–421.
168. **Capapé, C. & Mellinger, J.** 1988. Nouvelles données sur la biologie de la reproduction du milandre, *Galeorhinus galeus* (Linné, 1758) (Pisces, Triakidae) des côtes tunisiennes. *Cahiers de Biologie Marine*, 29: 135–146.
169. **Capapé, C. & Pantoustier, G.** 1975. *Anomalies chez quelques sélaciens des côtes tunisiennes*. Archs. Inst. Pasteur de Tunis, 52: 251–262.
170. **Capapé, C. & Quignard, J.P.** 1974. *Dimorphisme sexuel et observations biologiques sur Myliobatis aquila (L., 1758). Contribution à l'étude du genre Myliobatis, Cuvier, 1817*. Annali del Museo Civico di Storia naturale di Genova, 50: 1–27.
171. **Capapé, C. & Quignard, J.P.** 1974. *Contribution à la biologie des rajidae des côtes tunisiennes. I. Raja miraletus Linné, 1758: répartition géographique et bathymétrique, sexualité, reproduction, fécondité*. Archs. Inst. Pasteur de Tunis, 51: 39–60.
172. **Capapé, C. & Quignard, J.P.** 1974. *Contribution à la biologie des rajidae des côtes tunisiennes. XVI. Raja miraletus Linné, 1758: relations taille-poids du foie, poids du corps, poids des gonades, coefficient de condition, rapports hépato- et gonadosomatique*. Ann. Inst. Michel Pacha, 10: 19–46.
173. **Capapé, C. & Quignard, J.P.** 1975. *Essai d'évaluation de la fécondité chez les sélaciens ovipares: cas de Raja miraletus Linné, 1758 et R. radula Delaroche, 1809 des côtes tunisiennes*. Archs. Inst. Pasteur de Tunis, 52: 263–276.
174. **Capapé, C. & Quignard, J.P.** 1975. *Contribution à la systématique et à la biologie de Pteromylaeus bovinus (Geoffroy Saint-Hilaire, 1817), (Pisces, Myliobatidae) des côtes tunisiennes*. Bulletin du Museum National d'Histoire Naturelle, Paris, 3^{ème} série, n° 338, Zoologie, 240: 1329–1347.
175. **Capapé, C. & Quignard, J.P.** 1977. Contribution à la biologie des Triakidae des côtes tunisiennes. I. *Mustelus mediterraneus* Quignard et Capapé, 1972: répartition géographique et bathymétrique, migration et déplacement, reproduction, fécondité. *Bull. off. Natn. Pêch. Tunisie*, 1: 103–122.
176. **Capapé, C. & Quignard, J.P.** 1977. Contribution à la biologie des Triakidae des côtes tunisiennes II. *Mustelus mediterraneus* Quignard et Capapé, 1972: Régime alimentaire. *Bull. off. Natn. Pêch. Tunisie*, 1: 173–179.
177. **Capapé, C. & Quignard, J.P.** 1977. Contribution à la biologie des Rajidae des côtes tunisiennes. 6 – *Raja asterias* Delaroche, 1809. Régime alimentaire. *Bull. Inst. Natl. Sci. Tech. Océanogr. Pêche, Salammbô*, 4 (2–4): 319–332.

178. **Capapé, C. & Quignard, J.P.** 1978. Contribution à la biologie des rajidae des côtes tunisiennes. 14. *Raja polystigma* Regan, 1923: répartition géographique et bathymétrique, sexualité, reproduction, fécondité. *Cahiers de Biologie Marine*, 19: 233–244.
179. **Capapé, C. & Quignard, J.P.** 1980. *Recherche sur la biologie de Squalus blainvillei* (Risso, 1826) (Pisces, Squalidae) des côtes tunisiennes : Relation taille–poids du corps, du foie et des gonades. Coefficients de condition. Rapports hépato et gonosomatique. Croissance embryonnaire. Archs. Inst. Pasteur de Tunis, 57 (4), 385–408.
180. **Capapé, C. & Quignard, J.P.** 1983. Nouvelles données sur la morphologie de *Mustelus asterias* Cloquet, 1981. *Oebalia*. 1983.
181. **Capapé, C., Quignard, J.P., Guélorget, O., Bradaï, M.N., Bouaïn, A., Ben Souissi, J., Zaouali, J. & Hemida, F.** 2004. Observations on biometrical parameters in elasmobranch species from the Maghreb shore: a survey. *Annales, series Historia Naturalis*, 14(1): 1–10.
182. **Capapé, C., Quignard, J.P., & Kartas, F.** 1980. Nouvelle description de *Raja polystigma* Regan, 1923 (Pisces, Rajiformes). *Bull. off. Natn. Pêch. Tunisie*, 4 (1) : 27–45.
183. **Capapé, C., Quignard, J.P. & Mellinger, J.** 1990. Reproduction and development of two angelsharks, *Squatina squatina* and *S. oculata* (Pisces: Squatinidae), off Tunisian coasts: Semi–delayed vitellogenesis, lack of egg capsule and lecithotrophy. *Journal of Fish Biology*, 37: 347–356.
184. **Capapé, C., Quignard, J.P. & Zaouali, J.** 1981. Nouvelle description de *Rhinobatos rhinobatos* (Linné, 1758) et de *Rhinobatos cemiculus* Geoffroy Saint–Hilaire, 1817 (Pisces, Rhinobatidae). *Bull. off. Natn. Pêch. Tunisie*, 5: 1–27.
185. **Capapé, C., Reynaud, C., Vergne, Y. and Quignard, J.P.** 2008. Biological observations on the smallspotted catshark *Scyliorhinus canicula* (Chondrichthyes: Scyliorhinidae) off the Languedocian coast (southern France, northern Mediterranean). *Pan–American Journal of Aquatic Sciences*. 3: 282–289.
186. **Capapé, C. & Roux, C.** 1980. *Étude anatomique des ptérygio–podes des Squatinidae* (Pisces, Pleurotremata) des côtes tuni–siennes. Bulletin du Muséum national d’Histoire naturelle de Paris, 4^{ème} Serie., 2e section A, 4: 1161–1180
187. **Capapé, C., Seck, A.A., Diatta, Y., Reynaud, C. Hemida, F., & Zaouali, J.** 2004. Reproductive biology of the Blacktip shark, *Carcharhinus limbatus* (Chondrichthyes: Carcharhinidae) off West and North African coasts. *Cybium*, 28(4): 275–284.
188. **Capapé, C., Seck, A.A. & Quignard, J.P.** 1999. Observations on the reproductive biology of the angular rough shark, *Oxynotus centrina* (Oxynotidae). *Cybium*, 23(3): 259–271.
189. **Capapé, C., Tomasini, J.A. & Bouchereau, J.L.** 1991. Observations sur la biologie de reproduction de la petite roussette, *Scyliorhinus canicula* (Linnaeus, 1758) (Pisces, Scyliorhinidae) du golfe du Lion (France méridionale). *Ichthyophysiological Acta*, 13: 87–109.
190. **Capapé, C., Tomasini, J.A. & Quignard, J.P.** 2000. Les elasmobranchs pleurotrèmes de la côte du Languedoc (France Méridionale): observations biologiques et démographiques. *Vie et Milieu*. 50, 123–133.
191. **Capapé, C., Vergne, Y., Reynaud, C., Guélorget, O. & Quignard, J. P.** 2008. Maturity, fecundity an occurrence of the smallspotted catshark *Scyliorhinus canicula* (Chondrichthyes: Scyliorhinidae) off the Languedocian coast (Southern France, Northern western Mediterranean). *Vie et Milieu*, 58(1): 47–55.
192. **Capapé, C., Vergne, Y., Vianet, R. C., Guélorget, O. & Quignard, J. P.** 2006. Biological observations on the nursehound, *Scyliorhinus stellaris* (Linnaeus, 1758) (Scyliorhinidae) in captivity. *Acta Adriatica*, 47 (1): 29 – 36.
193. **Capapé, C., Vergne, Y., Quignard, J.P. & Reynaud, C.** 2008. New biological data on the eagle ray, *Myliobatis aquila* (Chondrichthyes: Myliobatidae), off Languedocian coast (Southern France, Northern Mediterranean). *Annales, series Historia Naturalis*, 18: 167–172.

194. **Capapé, C. & Zaouali, J.** 1976. Contribution à la biologie des Scyliorhinidaes côtes tunisiennes V. *Galeus melastomus Rafinesque, 1810. Régime alimentaire.* Arch. Inst. Pasteur de Tunis, 53: 281–291.
195. **Capapé, C. & Zaouali, J.** 1976. Note sur la présence de la mante de mer *Mobula mobular* (Bonnaterre, 1788) (Sélaciens, Rajiformes) dans les eaux tunisiennes. *Doriana*, 5: 1–8.
196. **Capapé, C. & Zaouali, J.** 1977. Contribution à la biologie des Scyliorhinidae des côtes tunisiennes – VI – *Galeus melastomus Rafinesque, 1810* – Répartition géographique et bathymétrique, sexualité, reproduction, fécondité. *Cahiers de Biologie Marine*, 18: 449–463.
197. **Capapé, C. & Zaouali, J.** 1979. Etude du régime alimentaire de deux Sélaciens commune dans le golfe de Gabès (Tunisie) : *Rhinobatos rhinobatos* (linnaeus, 1758) et *Rhinobatos cemiculus* Geoffroy Saint–Hilaire, 1817. *Arch. Inst. Pasteur de Tunis*, 56: 285 – 306.
198. **Capapé, C. & Zaouali, J.** 1981. Note sur la taille de première maturité sexuelle de *Rhinobatos rhinobatos* (Linné, 1758) et de *Rh. cemiculus* Geoffroy Saint–Hilaire, 1817 (Pisces, Rhinobatidae) des côtes tunisiennes. *Arch. de Inst. Pasteur de Tunis*, 58: 105–114.
199. **Capapé, C. & Zaouali, J.** 1992. Le régime alimentaire de la pastenague marbrée, *Dasyatis marmorata* (Pisces, Dasyatidae), des eaux Tunisiennes. *Vie et Millieu*, 42: 269–276.
200. **Capapé, C. & Zaouali, J.** 1993. Nouvelles données sur la biologie de la reproduction de la pastenague marbrée, *Dasyatis marmorata* (Steindachner, 1892) (Pisces, Rajiformes, Dasyatidae), des côtes meridionales de la Tunisie (Mediterranée centrale). *Ichthyophysiological Acta*, 16: 1–34.
201. **Capapé, C. & Zaouali, J.** 1994. Distribution and reproductive biology of the blackchin guitarfish, *Rhinobatos cemiculus* (Pisces: Rhinobatidae) in the Tunisian waters. *Australian Journal of Marine and Freshwater Research*, 45: 551–561
202. **Capapé, C. & Zaouali, J.** 1995. Reproductive biology of the marbled stingray, *Dasyatis marmorata* (Steindachner, 1982) (Pisces: Dasyatidae) in Tunisian waters (Central Mediterranean). *Journal of Aquaculture and Aquatic Sciences*, 7: 108–119.
203. **Capapé, C., Zaouali, J. & Desoutter, M.,** 1979. Note sur la présence en Tunisie de *Carcharhinus obscurus* (Lesueur, 1818) (Pisces, Pleurotremata) avec clé de détermination des Carcharhinidae des côtes tunisiennes. *Bull. off. Natn. Pêch. Tunisie*, 3: 171–182.
204. **Capapé, C., Zaouali, J. & Quignard, J.P.** 1976. Premières données sur le cycle de la reproduction de *Rhinobatos rhinobatos* (Linné 1758) et de *Rhinobatos cemiculus* (Geoffroy Saint–Hilaire, 1817) des côtes Tunisiennes. *Arch. Inst. Pasteur de Tunis*, 53: 47–60.
205. **Capapé, C., Zaouali, J., Tomasini, J.A. & Bouchereau, J.L.** 1992. Reproductive biology of the spiny butterfly ray, *Gymnura altavela* (Linnæus, 1758) (Pisces: Gymnuridae) from off the Tunisian coasts. *Scientia Marina*, 56 (4): 347–355.
206. **Capapé, C., Zorzi, G. & Seck, A.A.** 1999. New data on the eggs of the angelshark *Squatina oculata* Bonaparte, 1840 (Pisces: Squatinidae). *Oebalia*, 25: 53–60.
207. **Carbonell, A., Alemany, F., Merella, P., Quetglas, A. & Román, E.** 2003. The by–catch of sharks in the western Mediterranean (Balearic Islands) trawl fishery. *Fisheries Research*, 61: 7–18.
208. **Carlucci, R., Capezzuto, F., Battista, D., Panza, M., Sion L.** 2010. Occurrence of juveniles of *Scyliorhinus canicula* and *Mustelus mustelus* in the North–western Ionian Sea. 41st Congress of the Società Italiana di Biologia Marina.
209. **Carrasson, M., Stefanescu, C. & Cartes, J.E.** 1992. Diets and bathymetric distributions of two bathyal sharks of the Catalan deep sea (western Mediterranean). *Marine Ecology Progress Series*, 82: 21–30.
210. **Catalano, B., Dalù, M., Scacco, U. & Vacchi, M.** 2007. New biological data on *Raja brachyura* (Chondrichthyes, Rajidae) from around Asinara Island (NW Sardinia, Western Mediterranean). *Italian Journal of Zoology*, 74: 55–61.

211. **Catalano, B., Mancusi, C., Clò, S., Serena, F. & Vacchi, M.** 2003. Tag and release of juvenile specimen of ray *Raja asterias* in Tuscan waters: preliminary results and working perspectives). *Biologia Marina Mediterranea*, 10: 789–791.
212. **Cavanagh, R.D. & Gibson, C.** 2007. *Overview of the conservation status of cartilaginous Fishes (chondrichthyans) in the Mediterranean Sea*. IUCN, Gland (Switzerland) and Malaga (Spain). vi + 42 pp.
213. **Cecchi, E., Mancusi, C., Pajetta, R., & Serena, F.** 2004. Note on the biology of *Etmopterus spinax* (Linnaeus, 1758) (Chondrichthyes, Etmopteridae). *Biologia Marina Mediterranea*, 11: 564–568.
214. **Çek, Ş., Başusta, N., Demirhan, S.A. & Karalar, M.** 2009. Biological observations on the common guitarfish *Rhinobatos rhinobatos* from İskenderun Bay (Turkey, Eastern Mediterranean). *Animal Biology*, 59: 211–230
215. **Celona, A.** 2000. First record of a tiger shark *Galeocerdo cuvier* (Peron & Lesueur, 1822) in the Italian waters. *Annales, Series Historia Naturalis*. 10: 207–210.
216. **Celona, A.** 2002. Due catture di squalo bianco, *Carcharodon carcharias* (Linneo, 1758) avvenute nelle acque di Marzamemi (Sicilia) negli anni 1937 e 1964. *Annales Series Historiae Naturalis*, 12: 207–210.
217. **Celona, A.** 2004. Catture ed avvistamenti di *Mobula*, *Mobula mobular* (Bonnaterre, 1788) Nelle acque dello stretto di Messina. *Annales Series Historiae Naturalis*, 14: 11–18.
218. **Celona, A., De Maddalena, A. & Comparetto, G.** 2006. Evidence of predatory attack on a bottlenose dolphin *Tursiops truncatus* by a great white shark *Carcharodon carcharias* in the Mediterranean Sea. *Annales Series Historiae Naturalis*, 16:149–164.
219. **Celona, A., De Maddalena, A. & Romeo, T.** 2005. *Bluntnose sixgill shark, Hexanchus griseus (Bonnaterre, 1788), in the Eastern North Sicilian waters*. Bollettino del Museo civico di Storia naturale di Venezia, 56: 137–151.
220. **Celona, A., Donato, N. & De Maddalena, A.** 2001. In relation to the captures of a great white shark *Carcharodon carcharias* (Linnaeus, 1758) and a shortfin mako *Isurus oxyrinchus Rafinesque, 1809* in the Messina Strait. *Annales Series Historiae Naturalis*, 11: 13–16.
221. **Celona, A., Piscitell, L. & De Maddalena, A.** 2004. Tow large shortfin makos, *Isurus oxyrinchus, Rafinesque 1809*, caught off Sicily, western Ionian Sea. *Annales Series historia naturalis*, 14: 35–42.
222. **Chakroun, F.** 1966. Captures d'animaux rares en Tunisie. *Bull. Inst Natn. Scient. Tech. Océanogr. Pêche, Salammbô*, 1: 75–79.
223. **Chatzisyrou, A. & Megalofonou, P.** 2005. Sexual maturity, fecundity and embryonic development of the spiny dogfish, *Squalus acanthias*, in the eastern Mediterranean Sea. *Journal of the Marine Biological Association of the United Kingdom*, 85: 1155–1161.
224. **Cigala Fulgosi, F.** 1983. *First record of Alopias superciliosus (Lowe, 1839) in the Mediterranean, with notes on some fossil species of the genus Alopias*. Annali del Museo Civico di Storia Naturale di Genova, 84, 211–229.
225. **Cigala Fulgosi, F.** 1983. Confirmation of the presence of *Carcharhinus brachyurus* (Günther, 1870) (Pisces, Selachii, Carcharhinidae) in the Mediterranean. *Doriana*, 5(249): 1–5.
226. **Cigala Fulgosi, F., Nonnis Marzano, F., Gandolfi, G. & Tagliavini, J.** 2000. Evidence of interspecific low mitochondrial divergence between *Mustelus asterias* and *M. manazo* (Chondrichthyes, Triakidae). *Biologia Marina Mediterranea*, 7: 440–443.
227. **Cihangir, B., Unluoglu, A. & Tirasin, E.M.** 1997. *Distribution and some biological aspects of the lesser spotted dogfish (Chondrichthyes, Scyliorhinus canicula, Linnaeus, 1758) from the northern Aegean Sea*. Mediterranean Fisheries Congress. 9–11 April 1997, Izmir, pp. 585–603.
228. **Clo, S., Bonfil, R. & De Sabata, E.** 2008. Additional records of the bigeye thresher shark, *Alopias superciliosus*, from the central and eastern Mediterranean Sea. *JMBA 2. Biodiversity Records*.

229. **Clo, S., Dalu, M., Danovaro, R. & Vacchi, M.** 2002. *Segregation of the Mediterranean population of *Centroscyrnus coelolepis* (Chondrichthyes: Squalidae): a description and survey (Elasmobranch Fisheries)*. Scientific Council. Res. Doc. NAFO. No. 02/83, 3 pp.
230. **Consalvo, I., Iraci Sareri, D., Bottaro, M. & Tudisco, A., Cantone, G. & Vacchi, M.** 2010. Diet composition of juveniles of rough ray *Raja radula* (Chondrichthyes: Rajidae) from the Ionian Sea. *Italian Journal of Zoology*, 77(4): 438–442
231. **Consalvo, I., Psomadakis, P.N., Bottaro, M. & Vacchi, M.** 2008. First documented record of *Leucoraja circularis* (Rajidae) in the central Tyrrhenian Sea. *JMBA2, Biodiversity Records*.
232. **Consalvo, I., Scacco, U., Romanelli, M. & Vacchi, M.** 2007. Comparative study of the reproductive biology of *Torpedo torpedo* (Linnaeus, 1758) and *T. marmorata* (Risso, 1810) in the central Mediterranean Sea. *Scientia Marina*, 71: 213–222.
233. **Consoli, P., Romeo, T., Florio, G., Perdichizzi, F., Greco, S., Vacchi, M. & Rinelli, P.** 2004. First record of *Carcharhinus plumbeus* (Pisces: Carcharhinidae) from the Southern Tyrrhenian Sea. *Journal of the Marine Biological Association of the United Kingdom*, 84: 1085–1086.
234. **Corsini-Foka, M.** 2009. Uncommon fishes from Rhodes and nearby marine region (SE Aegean Sea, Greece). *Journal of Biological Research–Thessaloniki*, 12:125–133.
235. **Corsini-Foka, M. & Sioulas, A.** 2008. On two old specimens of *Alopias superciliosus* (Chondrichthyes: Alopiidae) from the Aegean waters. *JMBA2. Biodiversity Records*.
236. **Costantini, M. & Affronte, M.** 2003. Neonatal and juvenile sandbar sharks in the northern Adriatic Sea. *Journal of Fish Biology*, 62: 740–743
237. **Costantini, M., Bernardini, M., Cordone, P., Guilianini, P.G. & Orel, G.** 2000. Observations on fishery, feeding habits and reproductive biology of *Mustelus mustelus* (Chondrichthyes, Triakidae) in Northern Adriatic Sea. *Biologica Marina Mediterranea*, 7: 427–432.
238. **Cristo, B., Storai, T., Zuffa, M., Zinzula, L., Floris, A.** 2006. Presence of *Carcharodon carcharias* (Chondrichthyes, Lamnidae) in the Sardinian waters (Central Mediterranean). *Biologica Marina Mediterranea*, 13: 266–267.
239. **Cuoco, C., Mancusi, C. & Serena, F.** 2005. Study on feeding behavior of *Raja asterias* Delaroché, 1809 (Chondrichthyes, Rajidae). *Biologica Marina Mediterranea*, 12: 504–508.
240. **Cugini, G. & De Maddalena, A.** 2003. Sharks captured off Pescara (Italy, western Adriatic Sea). *Annales Series historia naturalis*, 13: 201–208.
241. **Dalù, M., Consalvo, I., Candi, G., & Romanelli, M.** 2003. A hermaphrodite specimen of *Torpedo torpedo* (Chondrichthyes, Torpedinidae). *Biologica Marina Mediterranea*, 19:792–794.
242. **Dalu, M., Danovaro, R. & Vacchi, M.** 2003. The Mediterranean deep-shark *Centroscyrnus coelolepis*: a separate population? *Biologica Marina Mediterranea*, 10: 799–802.
243. **Damalas, D., Maravelias, C.D., Katsanevakis, S., Karageorgis, A.P. & Papaconstantinou, C.** 2010. Seasonal abundance of non-commercial demersal fish in the eastern Mediterranean Sea in relation to hydrographic and sediment characteristics. *Estuarine, Coastal and Shelf Science*, 89: 107–118.
244. **Damalas, D. & Megalofonou, P.** 2010. Environmental effects on blue shark (*Prionace glauca*) and oilfish (*Ruvettus pretiosus*) distribution based on fishery-dependent data from the eastern Mediterranean Sea. *Journal of the Marine Biological Association of the United Kingdom*, 90: 467–480.
245. **Delattre, G. & Maigret, J.** 1986. *L'exploitation des requins sur les côtes françaises de Méditerranée (quartier de Nice)*. Rapport de la Commission Internationale pour l'Exploration Scientifique de la Méditerranée, 30: 238.
246. **De la Serna, J.M., Valeiras, J., Ortiz, J.M. & Macías, D.** 2002. *Large pelagic Sharks as By-catch in the Mediterranean Swordfish Longline Fishery: Some Biological Aspects*. Elasmobranch Fisheries – NAFO Scr Doc. 02/137.

247. **Demirhan, S.A.**, 2004. *Biological characteristics of spiny dogfish (Squalus acanthias L. 1758) Southeastern Black Sea*. Ph.D Thesis. Karadeniz Technical University, Trabzon. Turkey.
248. **Demirhan S.A., Çek S., Basusta A. & Basusta N.** 2010. Ageing with alcian blue dyeing techniques for some elasmobranchs in Iskenderun Bay, eastern Mediterranean. *Rap. Comm. Inter. Scient. Médit.* 39:492.
249. **Demirhan, S.A., Engin, S. & Can, M.F.** 2005. A preliminary study on thornback ray and spiny dogfish fishing with longline. *Turkish Journal of Aquatic Life*, 4: 77–82
250. **Demirhan, S.A., Engin, S., Seyhan, K. & Akamca, E.** 2005. Some biological aspects of thornback ray (*Raja clavata* L., 1758) in the Southeastern Black Sea. *Turkish Journal of Fisheries and Aquatic Sciences* 5: 75–83.
251. **Demirhan, S.A., Ogut, H., Engin, S., Basusta, N. & Genc, E.** 2006. Difficulties in age readings from dorsal spines of spiny dogfish (*Squalus acanthias* L. 1758). In N. Başusta, Ç. Keskin, F. Serena & B. Seret, eds. *The Proceedings of the International Workshop on Mediterranean Cartilaginous Fish with Emphasis on Southern and Eastern Mediterranean, Istanbul, 2005*, Turkish Marine Research Foundation, Turkey: 28–34.
252. **Demirhan, S.A. & Seyhan, K.** 2006. Seasonality of reproduction and embryonic growth of spiny dogfish (*Squalus acanthias* L., 1758) in the eastern Black Sea. *Turkish Journal of Zoology*, 30: 433–443.
253. **Demirhan, S.A. & Seyhan, K.** 2007. Life history of spiny dogfish, *Squalus acanthias* (L. 1758), in the southern Black Sea. *Fisheries Research*, 85: 210–216.
254. **Demirhan, S.A., Seyhan, K. & Basusta, N.** 2007. Dietary overlap in spiny dogfish (*Squalus acanthias*) and thornback ray (*Raja clavata*) in the southeastern Black Sea. *Ekoloji* 16, 62: 1–8.
255. **De Maddalena, A.** 2000. The Italian Great White Shark Data Bank. *Annales, Series Historia Naturalis*, 10: 331–332.
256. **De Maddalena, A.** 2000. Historical and contemporary presence of the great white shark *Carcharodon carcharias* (Linnaeus, 1758), in the Northern and Central Adriatic Sea. *Annales, Series historia naturalis*, 10: 3–18.
257. **De Maddalena, A.** 2006. *A catalogue of great white sharks Carcharodon carcharias (Linnaeus, 1758) preserved in European museums*. Journal of the National Museum, Natural History Series, 175 (3–4): 109–125.
258. **De Maddalena, A. & Dell Rovere, G.** 2005. First record of the pigeye shark, *Carcharhinus amboinensis* (Müller & Henle, 1839), in the Mediterranean Sea. *Annales. Series historia naturalis*, 15: 209–212.
259. **De Maddalena, A., Glaizot, O. & Oliver, G.** 2003. On the great white shark, *Carcharodon carcharias* (Linnaeus, 1758), preserved in the Museum of Zoology in Lausanne. *Marine life*, 13: 53–59.
260. **De Maddalena, A. & Piscitelli, L.** 2001. Morphometrics of neonate velvet belly, *Etmopterus spinax* (Linnaeus, 1758). *Annales, Series historia naturalis*, 11: 17–22.
261. **De Maddalena, L., Piscitelli, L. & Malandra, R.** 2001. *The largest specimen of smooth hound, Mustelus mustelus (Linnaeus, 1758), recorded from the Mediterranean Sea*. Biljeske–Notes, 84: 1–8.
262. **De Maddalena, A. & Zuffa, M.** 2003. A gravid female Bramble shark, *Echinorhinus brucus* (Bonnaterre, 1788), caught off Elba Island (Italy, northern Tyrrhenian Sea). *Annales, Series historia naturalis*, 13: 167–172.
263. **De Maddalena, A., Zuffa, M., Lipej, L. & Celona, A.** 2001. An analysis of the photographic evidences of the largest great white sharks, *Carcharodon carcharias* (Linnaeus, 1758), captured in the Mediterranean Sea with considerations about the maximum size of the species. *Annales, Series historia naturalis*, 11: 193–206.

264. **De Metrio, G., Cacucci, M., Deflorio, M., Desantis, S. & Santamaria, N.** 2000. Incidence of the large pelagic fishing on the shark catches. *Biologia Marina Mediterranea*, 7: 334–335.
265. **De Metrio, G., Petrosino, G., Montanaro, C., Matarrese, A., Lenti, M. & Cecere, E.** 1984. Survey on Summer–Autumn population of *Prionace glauca* L. (Pisces, Chondrichthyes) during the four–year period 1978–1981 and its incidence on swordfish (*Xiphias gladius* L.) and albacore (*Thunnus alalunga* (Bonn)) fishing. *Oebalia*, 10: 105–116.
266. **De Sabata, E. & Clò, S.** 2010. *Public sighting scheme reveals the seasonal presence of Cetorhinus maximus around north Sardinia, Italy.* 41st Congress of the Società Italiana di Biologia Marina.
267. **De Zio, V., Pastorelli, A.M., Rositani, L.** 2000. By catch of blue shark *Prionace glauca* (L.) during large pelagic fishery in southern Adriatic Sea (1984–1998). *Biologia Marina Mediterranea*, 7: 444–446.
268. **Di Natale, A.** 1998. *By–catch of shark species in surface gear used by the Italian fleet for large pelagic species.* Col. Vol. Sci. Pap. ICCAT, 48 (3): 138–140.
269. **Di Natale, A., Mangano, A., Maurizi, A., Montaldo, L., Navarra, E., Pinca, S., Schimmenti, G., Torchia, G. & Valastro, M.** 1995. *A review of driftnet catches by the Italian fleet: species composition, observers data and distribution along the net.* Col. Vol. Sci. Pap. ICCAT, 44 (1):226–235.
270. **Doğan, K.** 2006. The production and economic importance of sharks in Turkey. In N. Başusta, Ç. Keskin, F. Serena & B. Seret, eds. *The Proceedings of the International Workshop on Mediterranean Cartilaginous Fish with Emphasis on Southern and Eastern Mediterranean, Istanbul, 2005*, Turkish Marine Research Foundation, Turkey: 79–87..
271. **D’Onghia, G., Matarrese, A., Tursi, A. & Sion, L.** 1995. Observations on the depth distribution pattern of the small–spotted catshark in the North Aegean Sea. *Journal of Fish Biology*, 47: 421–426.
272. **D’Onghia, G., Politou, C–Y., Bozzano, A., Lloris, D., Rotllant, G., Sion, L. & Mastrototaro, F.** 2004. Deep–water fish assemblages in the Mediterranean Sea. *Scientia Marina*, 68: 87–99.
273. **Dragičević, B., Dulčić, J. & Capapé, C.** 2009. Capture of a rare shark, *Oxynotus centrina* (Chondrichthyes: Oxynotidae) in the eastern Adriatic Sea. *Journal of Applied Ichthyology*, 25: 56–59.
274. **Dragičević, B., Dulčić, J. & Lipej, L.** 2010. On the record of the sandbar shark *Carcharhinus plumbeus* Nardo, 1827 (Carcharhiniformes: Carcharhinidae) in the middle Adriatic Sea. *Acta Adriatica*, 51(2): 227 – 232.
275. **Dulcic, J., Jardas, I., Onofri, V. & Bolotin, J.** 2003. The roughtail stingray *Dasyatis centroura* (Pisces: Dasyatidae) and spiny butterfly ray *Gymnura altavela* (Pisces: Gymnuridae) from the southern Adriatic. *Journal of the Marine Biological Association of the United Kingdom*, 83: 871–872.
276. **Dulcic, J., Lipej, L., Orlando Morana, A., Jenkos, R., Grbec, B., Guélorget, O. & Capapé, C.** 2008. The Bull Ray, *Pteromylaeus bovinus* (Myliobatidae), in the northern Adriatic Sea. *Cybium*, 32: 119–123.
277. **Düzgünes, E., Okumus, I., Feyzioglu, M. & Sivri, N.** 2006. Population parameters of spiny dogfish, *Squalus acanthias* from the Turkish Black Sea coast and its commercial exploitation in Turkey. In N. Başusta, Ç. Keskin, F. Serena, B. Seret, eds. *The Proceedings of the International Workshop on Mediterranean Cartilaginous Fish with Emphasis on Southern and Eastern Mediterranean, Istanbul, 2005*, Turkish Marine Research Foundation, Turkey: 1–9.
278. **El Kamel, O., Mnasri, N., Ben Souissi, J., Boumaïza, M., Ben Amor, M.M. & Capapé, C.** 2009. Inventory of elasmobranch species caught in the Lagoon of Bizerte (North–eastern Tunisia, central Mediterranean). *Pan–American Journal of Aquatic Sciences*, 4: 383–412.

279. **El Kamel, O., Mnasri, N., Ben Souissi, J., Boumaïza, M., Ben Amor, M.M. & Capapé, C.** 2009. Production of elasmobranch species in the Lagoon of Bizerte (Northern Tunisia, Central Mediterranean). *Elasmovisor*, June 2009: 8–11.
280. **El Kamel, O., Mnasri, N., Boumaïza, M. & Capapé, C.** 2009. Atypical abnormality in a common *torpedo*, *Torpedo torpedo* (Chondrichthyes: Torpedinidae) from the Lagoon of Bizerte (northern Tunisia, central Mediterranean). *Cahiers de Biologie Marine*, 50: 97–101.
281. **El Sayed, R.S.** 1994. *Check-List of Egyptian Mediterranean Fishes*. ix + 77 p. Alexandria, Egypt: Institute of Oceanography and Fisheries.
282. **Enajjar, S.** 2009. *Diversité des Rajiformes et étude éco-biologique de Rhinobatos rhinobatos et Glaucostegus cemiculus (Famille des Rhinobatidae) du Golfe de Gabès (Tunisie)*. Thèse de doctorat en Sciences biologiques. Faculté des Sciences de Sfax, Tunisie. 173 pp.
283. **Enajjar, S., Bradaï, M.N. & Bouaïn, A.** 2003. Données préliminaire sur la reproduction de la pastenague commune *Dasyatis pastinaca* (Linnaeus, 1785) du golfe de Gabès. *Bull. Inst.natn. Scien. Techn. Mer, Salammbô*, 8: 26 – 30.
284. **Enajjar, S., Bradaï, M.N. & Bouaïn, A.** 2004. État du débarquement du poisson guitare fousseur *Rhinobatus cemiculus* dans le golfe de Gabès. *Bull. Inst. natn. Scien. Techn. Mer, Salammbô*, 9: 53 – 56.
285. **Enajjar, S., Bradaï, M.N. & Bouaïn, A.** 2002. La reproduction de la torpille ocellée *Torpedo (Torpedo) torpedo* (Linnaeus, 1758) du Golfe de Gabès. *Bull. Inst. natn. Scien. Techn. Mer, Salammbô*, 7: 40–43.
286. **Enajjar, S., Bradaï, M.N. & Bouaïn, A.** 2007. Feeding habits of *Rhinobatos rhinobatos* in the Gulf of Gabès. *Rapp. Comm. int. Mer Médit.*, 38: 468.
287. **Enajjar, S., Bradaï, M.N. & Bouaïn, A.** 2008. New data on the reproductive biology of the common guitarfish of the Gulf of Gabès (southern Tunisia, central Mediterranean). *Journal of the Marine Biological Association of the United Kingdom*, 88: 1063–1068.
288. **Enajjar, S., Bradai, M. N. & Bouain, A.** 2012. Age, growth and sexual maturity of the blackchin guitarfish *Rhinobatos cemiculus* in the Gulf of Gabès (southern Tunisia, central Mediterranean). *Cahiers de Biologie Marine*, 53: 17– 23.
289. **Erdem, Y., Ozdemir, S. & Sumer, C.** 2001. A study of stomach contents of thornback ray (*Raja clavata* L.). In I. Akyurt, & N. Basusta, eds. *Proceedings of XI. National Symposium on Fisheries and Aquaculture, September 2001, Hatay, Turkey*: 351–359
290. **Erkoyuncu, I. & Samsun, O.** 1986. *Some morphometric characteristics, meat productivity, relationships between liver weights and meat quality of thornback ray (Raja clavata L. 1758) in the Black Sea*. E.U. Journal of Fisheries & Aquatic Sciences, 5: 19–20.
291. **Ejf.** 2007. *Illegal Driftnetting in the Mediterranean*. Environmental Justice Foundation, London, UK.
292. **Essafi K.** 1975. *Contribution à l'étude des copépodes parasites des Sélaciens de Tunisie*. Thèse de 3^{ème} cycle. Faculté des Sciences de Tunis: 1–111.
293. **Euzet L.** 1959. *Recherches sur les cestodes Tetraphyllides de Sélaciens des côtes de France*. D. Sc. Thesis. Université de Montpellier, France: 263pp.
294. **Euzet, L. & Radujkovic, B.M.** 1989. *Kotorella pronosoma* (Stossich, 1901) n. gen., n. comb., type des Kotorellidae, nouvelle famille de Trypanorhyncha (Cestoda), parasite intestinal de *Dasyatis pastinaca* (L., 1758) *Annales de parasitologie humaine et comparée* 64, 420–425.
295. **Ezzat, A., Abdel-Aziz, S.H., El-Charabawy, M.M. & Hussein, M.O.** 1987. The food of *Raja miraletus* Linnaeus, 1758 in Mediterranean waters off Alexandria. *Bulletin of Institute of Oceanography and Fisheries*. Cairo, 13: 59–74.
296. **Fanelli, E., Rey, J., Torres, P. & Gil de Sola, L.** 2009. Feeding habits of blackmouth catshark *Galeus melastomus* Rafinesque, 1810 and velvet belly lantern shark *Etmopterus spinax* (Linnaeus, 1758) in the western Mediterranean. *Journal of Applied Ichthyology*, 25: 83–93.

297. **Fergusson, I.K.** 1994. Check-list of shark species frequenting the Mediterranean Sea. In S.L. Fowler & R.C. Earl, eds. *Proceeding of the 2nd European Shark and Ray Workshop, Peterborough 1994, England*: 49–51.
298. **Fergusson, I.K.** 1994. Preliminary notes on white shark (*Carcharodon carcharias*) predation and scavenging upon odontocetes in the Mediterranean Sea. pp. 52–56. In S.L. Fowler & R.C. Earl, eds. *Proceedings of the 2nd European Shark and Ray Workshop, Peterborough 1994, England*.
299. **Fergusson, I.K.** 1996. Distribution and autecology of the white shark in the eastern North Atlantic Ocean and Mediterranean Sea. In A.P. Klimley & D.G. Ainley, eds. *Great white sharks: The Biology of Carcharodon carcharias*. Academic Press, San Diego: 321–345.
300. **Fergusson, I.K.** 2002. Occurrence and biology of the great white shark, *Carcharodon carcharias*, in the central Mediterranean Sea: a review. In M. Vacchi, G. La Mesa, F. Serena & B. Seret, eds. *Proceedings of the 4th meeting of the European Elasmobranch Association, Livorno, Italy 2000*: 7–30.
301. **Fergusson, I.K. & Compagno, L.J.V.** 2000. Distributional note on the dusky shark, *Carcharhinus obscurus*, from the Mediterranean Sea, with a first record from the Maltese Islands. In B. Séret, & J.y. Sire, eds. *Proceedings of the 3rd meeting of the European Elasmobranch Association, Boulogne-sur-Mer, France, 1999*: 57–65.
302. **Fergusson, I.K., Compagno, L.J.V. & Marks, M.A.** 2000. Predation by white sharks *Carcharodon carcharias* (Chondrichthyes: Lamnidae) upon chelonians, with new records from the Mediterranean Sea and a first record of the ocean sunfish *Mola mola* (Osteichthyes: Molidae) as stomach contents. *Environmental Biology of Fishes*, 58, 447–453.
303. **Fergusson, I.K., Graham, K.J. & Compagno, L.J.V.** 2008. Distribution, abundance and biology of the smalltooth sandtiger shark *Odontaspis ferox* (Risso, 1810) (Lamniformes: Odontaspidae). *Environmental biology of fishes*, 81: 207–228.
304. **Fergusson, I.K., Vacchi, M. & Serena, F.** 2002. Note on the declining status of the sandtiger shark *Carcharias taurus* in the Mediterranean Sea. In M. Vacchi, G. La Mesa, F. Serena & B. Seret, eds. *Proceedings of the 4th meeting of the European Elasmobranch Association, Livorno, Italy 2000*: 73–76.
305. **Ferretti, F. & Myers, R.A.** 2006. By-catch of sharks in the Mediterranean Sea: available mitigations tools. In N. Baştusta, Ç.Keskin, F. Serena, B. Seret, eds. *The Proceedings of the International Workshop on Mediterranean Cartilaginous Fish with Emphasis on Southern and Eastern Mediterranean, Istanbul, 2005*, Turkish Marine Research Foundation, Turkey: 149–161.
306. **Ferretti, F., Myers, R.A., Serena F. & Lotze H.K.** 2008. Loss of large predatory sharks from the Mediterranean Sea. *Conservation Biology*, 22: 952–964.
307. **Ferretti, F., Myers, R.A., Serena F. & Sartor P.** 2005. *Long term dynamics of chondrichthyan fish community in the upper Tyrrhenian Sea*. ICES Council Meeting Documents. Copenhagen. ICES CM 25.
308. **Filanti, T., Megalofonou, P., Petrosino, G. & De Metrio, G.** 1986. Incidence of Selachii in longline swordfish fishery in the Gulf of Taranto. *Nova Thalassia*, 8: 667–669.
309. **Filiz, H. & Bilge, G.** 2004. Length–weight relationships of 24 fish species from the North Aegean Sea, Turkey. *Journal of Applied Ichthyology*, 20: 431–432
310. **Filiz, H. & Mater, S.** 2002. *A preliminary study on length–weight relationships for seven elasmobranch species from north Aegean Sea, Turkey*. EU Journal of Fisheries & Aquatic Sciences, 19: 401–409.
311. **Filiz, H. & Taskavak, E.** 2006. Sexual dimorphism in the head, mouth, and body morphology of the smallspotted catshark, *Scyliorhinus canicula* (Linnaeus, 1758) (Chondrichthyes: Scyliorhinidae) from Turkey. *Acta Adriatica*.47 (1): 37–47.
312. **Filiz, H. & Taskavak, E.** 2006. Food of the lesser dogfish, *Scyliorhinus canicula* (Linnaeus, 1758) in Foca (The Northeast Aegean Sea, Turkey) in Autumn 2002. In N. Baştusta, Ç.Keskin, F. Serena, B. Seret, eds. *The Proceedings of the International Workshop on Mediterranean Cartilaginous*

Fish with Emphasis on Southern and Eastern Mediterranean, Istanbul, 2005, Turkish Marine Research Foundation, Turkey: 60–68.

313. **Fischer, W., Bauchot, M.L. & Schneider, M.** 1987. *Fiches FAO d'identification des espèces pour les besoins de la pêche. (Revision 1). Méditerranée et mer Noire. Zone de Pêche 37. Volume II: Vertèbres.* Rome FAO: 761–1530.
314. **Follesa, M.C., Addis, P., Murenu, M., Saba R. & Sabatini, A.** 2003. Annotated check list of the skates (Chondrichthyes, Rajidae) in the Sardinian Seas. *Biologia Marina Mediterranea*, 10: 828–833.
315. **Follesa, M.C., Mulas, A., Cabiddu, S., Porcu, C., Deiana, A.M. & Cau, A.** 2010. Diet and feeding habits of two skate species, *Raja brachyura* and *Raja miraletus* (Chondrichthyes, Rajidae) in Sardinian waters (central–western Mediterranean). *Italian Journal of Zoology*, 77: 53–60.
316. **Fredj, G. & Maurin, C.** 1987. Les poissons dans la banque de données MEDIFAUNE. Application à l'étude des caractéristiques de la faune ichthyologique Méditerranéenne. *Cybium*, 11(3): 218–299.
317. **Fromentin, J. & Farrugio, H.** 2005. *Results on the 2003 observer program on board the French purse seiner targeting Atlantic bluefin tuna in the Mediterranean Sea.* Col. Vol. Sci. Pap. ICCAT, 58(2): 779–782.
318. **Galaz, T. & De Maddalina, A.** 2004. On a great white shark *Carcharodon carcharias* (Linnaeus, 1758), trapped in a tuna cage off Libya, Mediterranean Sea. *Annales, Series Historia Naturalis*, 14: 159–164.
319. **Gambardella, C., Gallus, L., Fasulo, S., Tagliaferro, G., Vacchi, M. & Ferrando, S.** 2010. *First report on leptin in a cartilaginous fish.* 41st Congress of the Società Italiana di Biologia Marina.
320. **Garibaldi, F.** 2006. A summary of shark by-catch in the Italian pelagic fishery. In N. Başusta, Ç.Keskin, F. Serena, B. Seret, eds. *The Proceedings of the International Workshop on Mediterranean Cartilaginous Fish with Emphasis on Southern and Eastern Mediterranean, Istanbul, 2005*, Turkish Marine Research Foundation, Turkey: 169–175.
321. **Garibaldi, F. & Orsi-Relini, L.** 2000. Summer abundance, size and feeding habits of the blue shark, *Prionace glauca*, in the pelagic sanctuary of the Ligurian Sea. *Biologica Marina Mediterranea*, 7: 324–333.
322. **Garibaldi, F. & Orsi Relini, L.** 2012. Record of *Carcharhinus falciformis* (Bibron in Müller & Henle, 1839), in Italian waters (Ligurian Sea, Northwestern Mediterranean). *Cybium*, 36(2): 399–400.
323. **Garofalo, G., Gristina, M., Fiorentino, F., Cigala Fulgosi, F., Norrito G. & Sinacori, G.** 2003. Distributional pattern of rays (Pisces, Rajidae) in the Strait of Sicily in relation to fishing pressure. *Hydrobiologia*, 503: 245–250.
324. **Gennari, E. & Scacco, U.** 2007. First age and growth estimates in the deep water shark, *Etmopterus Spinax* (Linnaeus, 1758), by deep coned vertebral analysis. *Marine Biology*, 152: 1207–1214.
325. **Giove, A., Minerva, M., Maiorano, P., D'Onghia, G. & Tursi, A.** 2010. *Elasmobranch assemblage in the Ionian Sea.* 41st Congress of the Società Italiana di Biologia Marina.
326. **Golani, D.** 1987. On deep–water sharks caught off the Mediterranean coast of Israel. *Israel Journal of Zoology*, 34: 23–31.
327. **Golani, D.** 1996. The marine ichthyofauna of the eastern Levant—history, inventory and characterization. *Israel Journal of Zoology*, 42: 15–55.
328. **Golani, D.** 2005. Checklist of the Mediterranean Fishes of Israel. *Zootaxa*, 947: 1–90.
329. **Golani, D.** 2006. Cartilaginous fishes of the Mediterranean coast of Israel. In N. Başusta, Ç.Keskin, F. Serena, B. Seret, eds. *The Proceedings of the International Workshop on Mediterranean Cartilaginous Fish with Emphasis on Southern and Eastern Mediterranean, Istanbul, 2005*, Turkish Marine Research Foundation, Turkey: 95–100.

330. **Golani, D. & Capapé, C.** 2004. First records of the blue stingray, *Dasyatis chrysonota* (Smith, 1828) (Chondrichthyes: Dasaytidae), off the coast of Israel. *Acta Adriatica*, 45: 107–112.
331. **Golani, D. & Levy, Y.** 2005. New records and rare occurrences of fish species from the Mediterranean coast of Israel. *Zoology in the Middle East*, 36: 27–32.
332. **Golani, D., Öztürk, B. & Başusta.** 2006. *Fishes of the Eastern Mediterranean*. Istanbul. Turkish Marine Research Foundation.
333. **Golani, D., Orsi–Relini, L., Massutí, E. & Quignard, J.P.** 2002. *CIESM Atlas of exotic species in the Mediterranean: Fishes*. CIESM (Monaco): 254 pp.
334. **Golani, D. & Pisanty, S.** 2000. Biological aspects of the gulper shark, *Centrophorus granulosus* (Bloch and Schneider, 1801), from the Mediterranean coast of Israel. *Acta Adriatica*, 41: 71–78.
335. **Goren, M. & Galil, B.S.** 1997. New records of deep–sea fishes from the Levant Basin and a note on the deep–sea fishes of the Mediterranean. *Israel Journal of Zoology*, 43: 197–203.
336. **Guellart, J.** 1998. *Contribución al conocimiento de la taxonomía y la biología del tiburón batial *Centrophorus granulosus* (Bloch & Schneider, 1801) (Elasmobranchii, Squalidae) en el Mar Balear (Mediterráneo occidental)*. Ph.D Thesis, Universitat de Valencia, Valencia: 291pp.
337. **Guellart, J. & Vicent, J.J.** 2001. Changes in composition during embryo development of the gulper shark, *Centrophorus granulosus* (Elasmobranchii, Centrophoridae): an assessment of maternal–embryonic nutritional relationships. *Environmental Biology of Fishes*, 61: 135–150.
338. **Hadjichristophorou, M.** 2006. Chondrichthyes in Cyprus. In N. Başusta, Ç. Keskin, F. Serena, B. Seret eds. *The Proceedings of the International Workshop on Mediterranean Cartilaginous Fish with Emphasis on Southern and Eastern Mediterranean, Istanbul, 2005*, Turkish Marine Research Foundation, Turkey: 162–168.
339. **Hamdaoui, B.** 2009. *Les élasmobranches dans les débarquements des chalutiers au port de pêche de Sfax, golfe de Gabès*. Master. Faculté des Sciences de Sfax, Tunisie: 75pp.
340. **Hareide, N.R., Carlson, J., Clarke, M., Clarke, S., Ellis, J., Fordham, S., Fowler, S., Pinho, M., Raymakers, C., Serena, F., Seret, B. & Polti S.** 2007. *European Shark Fisheries: a preliminary investigation into fisheries, conversion factors, trade products, markets and management measures*. European Elasmobranch Association.
341. **Hattour, A., Macias, D. & de la Serna, J.M.** 2004. *Les prises accessoires des madragues et des sennes tournantes tunisiennes*. Col. Vol. Sci. Pap. ICCAT/2004.
342. **Hattour, A. & Nakamura, I.** 2004. Young thresher shark *Alopias vulpinus* (Bonnaterre, 1788) Chondrichthyes, Elasmobranchs, Alopidae, from the Tunisian coast (Central Mediterranean). *Bulletin de l'Institut des Sciences et Technologies de la Mer de Salammbô*, 31: 121–123.
343. **Hemida, F.** 1998. *The shark and the skate fishery in the Algerian basin: biological technological aspect*. Shark News, 12: 14.
344. **Hemida, F.** 2005. *Les sélaciens de la côte algérienne: Biosystématique des Requins et des Raies; Ecologie, Reproduction et Exploitation de quelques populations capturées*. Thèse de Doctorat. Université des sciences et de la Technologie, Houari Boumediene. Algérie. 231p.
345. **Hemida, F., Ait–Daoud, R., Benramdhane, N. & Labidi, N.** 1998. Recensement, importance halieutique et écologique des populations des requins de la côte algérienne. *Bulletin de la Société d'Histoire Naturelle d'Afrique du Nord*. 72: 51–55.
346. **Hemida, F. & Capape, C.** 2002. Observations on a female bramble shark, *Echinorhinus brucus* (Bonnaterre, 1788) (Chondrichthyes: Echinorhinidae), caught off the Algerian coast (southern Mediterranean). *Acta adriatica*, 43: 103–108. 2002.
347. **Hemida, F. & Capape, C.** 2003. Observations on blue sharks, *Prionace glauca* (Chondrichthyes: Carcharhinidae), from the Algerian coast (southern Mediterranean). *Journal of the Marine Biological Association of the United Kingdom*. 83, 873–874.

348. **Hemida, F. & Capape, C.** 2008. On the occurrence of the longfin mako, *Isurus paucus* (Chondrichthyes: Lamnidae) off the Algerian coast (southwestern Mediterranean). *Acta Adriatica*, 49: 185–189.
349. **Hemida, F. & Labidi, N.** 2002. Notes on the Carcharinids of the Algerian basin. In M. Vacchi, G. La Mesa, F. Serena & B. Séret, eds. *Proceedings of the 4th meeting of the European Elasmobranch Association, Livorno Italy*, 2000: 192–193.
350. **Hemida, F., Mehezem, S. & Capapé, C.** 2002. Captures of the giant Devil ray *Mobula mobular* Bonnaterre, 1788 (Chondrichthyes: Mobulidae) off the Algerian coast (southern Mediterranean). *Acta Adriatica*, 43, 69–76.
351. **Hemida, F., Moumene, F. & Giordano, D.** 2000. Distribution of some ray species from the Algerian basin. *Biologia Marina Mediterranea*, 7: 412–416.
352. **Hemida, F., Sergoua, W. & Seridji, R.** 2007. Nouvelle liste commentée des raies du bassin Algérien. *Rapp. Comm. int. Mer Médit.*, 38: 497.
353. **Hemida, F., Sergoua, W. & Seridji, R.** 2007. Analyse des données morphométriques de quelques espèces du genre *Raja* Linnaeus, 1758 dans Le bassin Algérien. *Rapp. Comm. int. Mer Médit.*, 38: 498.
354. **Hemida, F., Seridji, R., Enajjar, S., Bradai, M.N., Collier, E., Guélorget, O. & Capapé C.** 2003. New observations on the reproductive biology of the pelagic stingray, *Dasyatis violacea* (Bonaparte, 1832) (Chondrichthyes: Dasyatidae) from the Mediterranean Sea. *Acta Adriatica*, 44: 193–204.
355. **Hemida, F., Seridji, R., Labidi, N., Bensaci, J. & Capapé, C.** 2002. Records of *Carcharhinus* spp. (Chondrichthyes: Carcharhinidae) from off the Algerian coast (southern Mediterranean). *Acta adriatica*, 43, 83–92.
356. **Hornung, H., Krom, M.D., Cohen, Y. & Bernhart, M.** 1993. Trace metal content in deep-water sharks from the eastern Mediterranean. *Marine Biology*, 115: 331–338.
357. **Ismen, A.** 2003. Age, growth, reproduction and food of common stingray (*Dasyatis pastinaca* L., 1758) in Iskenderun Bay, the eastern Mediterranean. *Fisheries Research*, 60: 169–176.
358. **Ismen, A., Yiğın, C. & Ismen, P.** 2007. Age, growth, reproductive biology and feed of the common guitarfish (*Rhinobatos rhinobatos* Linnaeus, 1758) in Iskenderun Bay, the eastern Mediterranean Sea. *Fisheries Research*, 84: 263–269.
359. **Jardas, I.** 1972. Supplement to the knowledge of ecology of some Adriatic cartilaginous fishes (Chondrichthyes) with special reference to their nutrition. *Acta Adriatica*, 14: 55–57.
360. **Jardas, I.** 1972. Result of the stomach contents analysis of *Squalus fernandinus*, Molina. *Acta Adriatica*. 14: 3–10.
361. **Jardas, I.** 1973. A contribution to our knowledge of the biology and ecology of thornback ray (*Raja clavata* L.) and brown ray (*Raja miraletus* L.) in the Adriatic. *Acta Adriatica*, 15: 1–28.
362. **Jardas, I.** 1975. The morphometry and population diagnosis of thornback ray, *Raja clavata* L., in the Adriatic. *Acta Adriatica*, 17: 1–26.
363. **Jardas, I.** 1979. *Morphological, biological and ecological characteristics of the lesser spotted dogfish, Scyliorhinus canicula (Linnaeus, 1758) population in the Adriatic Sea*. Reports–Researches into Fisheries Biology, Hvar, 4. 104 p.
364. **Jardas, I.** 1981. Morphometric characteristics of the brown ray, *Raja miraletus* L. (Pisces, Chondrichthyes) in the Adriatic Sea. *Biosistematika*, 7: 159–171.
365. **Jardas, I.** 1984. *Horizontal and vertical distribution of benthos Selachia (Pleurotremata, Hypotremata) in the Adriatic*. FAO Fish. Rep., (290): 95–108.
366. **Jardas, I. & Nerlović, V.** 1999. Preliminary data on the feeding of *Mustelus mustelus* (L.) and *Mustelus punctulatus* Risso (Chondrichthyes: Triakidae) in the Adriatic Sea. *Proceedings of the 1st Congress of Macedonian Ecologists*. Special issues of Macedonian Ecological Society, Vol.5, Skopje, 1999: 235–245.

367. **Jardas, I., Šantić, M., Nerlović, V. & Pallaoro, A.** 2007. Diet of the smooth-hound, *Mustelus mustelus* (Chondrichthyes: Triakidae), in the eastern Adriatic Sea. *Cybium*, 31: 459–464.
368. **Jardas, I., Šantić, M., Nerlović, V. & Pallaoro, A.** 2007. Diet composition of blackspotted smooth-hound, *Mustelus punctulatus* (Risso, 1826), in the eastern Adriatic Sea. *Journal of Applied Ichthyology*, 23: 279–281.
369. **Jardas, I., Šantić, M. & Pallaoro, A.** 2004. Diet composition of the eagle ray, *Myliobatis aquila* (Chondrichthyes: Myliobatidae), in the eastern Adriatic sea. *Cybium*, 28: 372–374
370. **Jukic-Peladic, S., Vrgoc, N., Krstulovic-Sifner, S., Piccinetti, C., Piccinetti-Manfrin, G., Marano, G. & Ungaro, N.** 2001. Long-term changes in demersal resources of the Adriatic Sea: Comparison between trawl surveys carried out in 1948 and 1998. *Fisheries Research*, 53: 95–104.
371. **Kabasakal, H.** 1998. *Sharks and rays fisheries in Turkey*. Shark News, 11: 8.
372. **Kabasakal, H.** 1998. The first record of the bluntnose six-gill shark *Hexanchus griseus* (Bonnaterre, 1788) in the Sea of Marmara. *Acta Adriatica*, 39: 67–70.
373. **Kabasakal, H.** 1998. The first record of the speckled ray, *Raja (Raja) polystigma* Regan, 1923 in the seas of Turkey. *Acta Adriatica*, 39: 61–66.
374. **Kabasakal, H.** 1998. A note on the occurrence of the thresher shark, *Alopias vulpinus* from the south-western Black Sea. *Journal of the Marine Biological Association of the United Kingdom*, 78: 685–686.
375. **Kabasakal, H.** 2001. Preliminary data on the feeding ecology of some selachians from the north-eastern Aegean Sea. *Acta Adriatica*, 42:15–24.
376. **Kabasakal, H.** 2002. Elasmobranch species of the seas of Turkey. *Annales, series Historia Naturalis*, 12: 15–22.
377. **Kabasakal, H.** 2002. Capture of a female basking shark, *Cetorhinus maximus* (Gunnerus, 1765), from southern Turkey. *Annales, Series historia naturalis*, 12: 31–34. 2002.
378. **Kabasakal, H.** 2002. Cephalopods in the stomach contents of four Elasmobranch species from the northern Aegean Sea. *Acta Adriatica*, 43: 17–24.
379. **Kabasakal, H.** 2002. Stomach contents of the longnose spurdog, *Squalus blainvillei* (Risso, 1826) from the North-Eastern Aegean Sea. *Annales, Series historia naturalis*, 12: 173–
380. **Kabasakal, H.** 2003. Historical and contemporary records of sharks from the Sea of Marmara, Turkey. *Annales, Series historia naturalis*, 13. 1–12.
381. **Kabasakal, H.** 2003. Historical records of the Great White Shark, *Carcharodon carcharias* (Linnaeus, 1758) (Lamniformes: Lamnidae), from the Sea of Marmara. *Annales, series historia naturalis*, 13: 173–180.
382. **Kabasakal, H.** 2004. Preliminary observations on the reproductive biology and diet of the bluntnose sixgill shark, *Hexanchus griseus* (Bonnaterre, 1788) (Chondrichthyes: Hexanchidae), in Turkish. *Acta adriatica*, 45: 187–196.
383. **Kabasakal, H.** 2004. *Cetorhinus maximus* (Gunnerus, 1765), (Lamniformes, Cethorinidae) in the Gulf of Antalya in 1987. A summary of the previous records of the species from Turkish coastal waters in the Mediterranean. *Annales, Series historia naturalis*, 14: 29–34.
384. **Kabasakal, H.** 2006. Distribution and biology of the bluntnose sixgill shark, *Hexanchus griseus* (Bonnaterre, 1788) (Chondrichthyes: Hexanchidae), from Turkish waters. *Annales Series Historia Naturalis*, 16: 29–36.
385. **Kabasakal, H.** 2007. On the occurrence of the thresher shark (Lamniformes: Alopiidae) from Turkish coastal waters. *Annales Series Historia Naturalis*, 17: 23–28.
386. **Kabasakal, H.** 2008. On the occurrence of the bluntnose sixgill shark, *Hexanchus griseus* (Chondrichthyes: Hexanchidae), in the Sea of Marmara. *JMBA2. Biodiversity Records*.

387. **Kabasakal, H.** 2009. Observations on a rare shark, *Oxynotus centrina* (Chondrichthyes: Oxynotidae), in the Sea of Marmara (north–western Turkey). *Pan–American Journal of Aquatic Sciences*, 4: 609–612.
388. **Kabasakal, H.** 2010. Historical and contemporary records of the angular rough shark *Oxynotus centrina* (Chondrichthyes; Oxynotidae) in Turkish waters. *Mediterranean Marine Science*, 11 (2): 361–367.
389. **Kabasakal, H. & Kabasakal, E.** 2002. Morphometrics of young kitefin sharks, *Dalatias licha* (Bonnatere, 1788), from northeastern Aegean Sea, with notes on its biology. *Annales, Series historia naturalis*, 12: 161–166.
390. **Kabasakal, H. & Kabasakal, E.** 2004. Shark captured by commercial fishing vessels off the coast of Turkey in the northern Aegean Sea. *Annales, Series historia naturalis*, 14: 171–180.
391. **Kabasakal, H. & Karhan, S.U.** 2007. On the occurrence of the bigeye thresher shark, *Alopias superciliosus* (Lamniformes: Alopiidae), in Turkish waters. *JMBA2. Biodiversity Records*.
392. **Kabasakal, H. & Özgür Gedikoğlu, S.** 2008. Two new–born great white sharks, *Carcharodon carcharias* (Linnaeus, 1758) (Lamniformes; Lamnidae) from Turkish waters of the north Aegean Sea. *Acta Adriatica*, 49: 125–135.
393. **Kabasakal, H. & Unsal, N.** 1999. *Observation on Etmopterus spinax (Pisces: Squalidae), from the north–eastern Aegean Sea.* Biljeske–Notes. 81: 1–11.
394. **Kadri, H., Bradaï, M.N., Saïdi, B. & Bouaïn, A.** 2006. Etude préliminaire du régime alimentaire de *Raja clavata* dans le golfe de Gabès. *Bulletin de l'Institut des Sciences et Technologies de la Mer de Salammbô* 10: 78–80.
395. **Kadri, H., Marouani, S., Bradaï, M.N., Saïdi, B. & Bouaïn, A.** 2010. Régime alimentaire de *Dipturus oxyrinchus* dans le golfe de Gabès. *Rapp. Comm. int. Mer Médit.*, 39: 551.
396. **Kadri, H., Marouani, S., Saidi, B., Bradai, M. N., Ghorbel, M., Bouaïn, A. & Morize, E.** 2012. Age, growth and reproduction of *Raja miraletus* (Linnaeus, 1758) (Chondrichthyes: Rajidae) of the Gulf of Gabès (Tunisia, Central Mediterranean Sea). *Marine Biology Research*, 8; 309–317.
397. **Karachle, P.k. & Konstantinos, S.** 2010. Food and feeding habits of nine elasmobranch species in the Aegean Sea. *Rapp. Comm. int. Mer Médit.*, 39: 553.
398. **Karakulak, F. S., Erk, H. & Bilgin, B.** 2006. Length–weight relationships for 47 coastal fish species from the northern Aegean Sea, Turkey. *Journal of Applied Ichthyology*, 22: 274–278.
399. **Katsanevakis, S., Maravelias, C.D.** 2009. Bathymetric distribution of sixteen demersal fish in the Aegean and Ionian Seas based on generalized additive modelling. *Fisheries Science*, 75:13–23.
400. **Keskin, C. & Karakulak, F.S.** 2006. Preliminary results on depth distribution of cartilaginous fish in the North Aegean Sea and their fishing potential in summer 2001. In N. Baştusta, Ç. Keskin, F. Serena & B. Seret eds. *The Proceedings of the International Workshop on Mediterranean Cartilaginous Fish with Emphasis on Southern and Eastern Mediterranean, Istanbul, 2005*, Turkish Marine Research Foundation, Turkey: 69–78.
401. **Kirnosova, I.P.** 1989. Reproduction of spiny dogfish, *Squalus acanthias*, in the Black Sea. *Journal of Ichthyology*, 29: 21–26.
402. **Kousteni, V., Kontopoulou, M. & Megalofonou, P.** 2010. Sexaul maturity and fecundity of *Scyliorhinus canicula* (Linnaeus, 1758) in the Aegean Sea. *Marine Biology Research*, 6: 390–398.
403. **Kousteni, V., Megalofonou, P.** 2010. Reproductive biology of *Squalus blainvillei* (risso, 1826) in the Eastern Mediterranean Sea. *Rapp. Comm. int. Mer Médit.*, 39: 562.
404. **Kousteni, V. & Megalofonou, P.** 2011. Reproductive biology and embryonic development of *Squalus blainvillei* in the eastern Mediterranean Sea. *Scientia Marina* 75(2), 237–249.
405. **Kousteni, V., Megalofonou, P., Dassenakis, M. & Stathopoulou, E.** 2006. Total mercury concentration in edible tissues of two elasmobranch species from Crete (eastern Mediterranean Sea). *Cybiurn*, 30: 119–123.

406. **Krstulović Šifner, S., Vrgoč, N., Dadić, V., Isajlović, I., Peharda, M. & Piccinetti, C.** 2009. Long-term changes in distribution and demographic composition of thornback ray, *Raja clavata*, in the northern and central Adriatic Sea. *Journal of Applied Ichthyology*, 25: 40–46.
407. **Ktari, M. H. & Maillard, C.** 1972. *Neonchocotyle pastinaca* n. g. n. sp. (Monogenea–Hexabothriidae) parasite de *Dasyatis pastinaca* dans le golfe de Tunis: description de l'adulte et de la larve. *Annales de Parasitologie Humaine et comparée*. 47: 181–191.
408. **Kutaygil N. & Bilecik N.** 1977. *Recherches sur le Squalus acanthias L. du littoral Anatolien de la Mer Noire*. Rapports et Procès-Verbaux des Reunions, Commission Internationale pour L'exploration Scientifique de la Mer Méditerranée, Monaco 24, 80–83.
409. **Kutaygil N. & Bilecik N.** 1979. *La distribution du Raja clavata L. sur le littoral Anatolien de la Mer Noire*. Rapports et Procès-Verbaux des Reunions, Commission Internationale pour L'exploration Scientifique de la Mer Méditerranée, Monaco 25/26, 94–98.
410. **Kutaygil N. & Bilecik N.** 1998. *Studies on spiny dogfish (Squalus acanthias) in the southeastern Black Sea*. Ministry of Agriculture and Rural Affairs, vol. B (2). Bodrum Fisheries Research Center Publications, Republic of Turkey, 40 pp.
411. **Ledoux, J–C.** 1970. *Affinités et origines du Squalus blainvillei de Méditerranée*. *Journées Ichtyologiques*, 65–69, 3 fig. Rome, C.I.E.S.M (1970).
412. **Leloup, J. & Olivereau, M.** 1951. Données biométriques comparatives sur la roussette (*Scyliorhinus canicula* L.) de la Manche et de la Méditerranée. *Vie et Milieu*, 2: 182–209.
413. **Ligas, A., Bertolini, D., Mancusi, C., Reale, B., Ria, M., Sartor, P., Sbrana, M., Serena, F., Voliani, A., De Ranieri, S.** 2010. *Temporal evolution of landings of elasmobranchs in Tuscany (Mediterranean Sea)*. 41st Congress of the Società Italiana di Biologia Marina.
414. **Lipej, L., De Maddalena, A. & Soldo, A.** 2004. *Sharks of the Adriatic Sea*. knjižnica annales Majora, koper: 254 pp.
415. **Lipej, L., Makovec, T. & Orlando, M.** 2000. Occurrence of the basking shark, *Cetorhinus maximus* (Guennerus, 1765), in the waters off Piran (Gulf of Trieste, northern Adriatic). *Annales, Series historia naturalis*, 10: 211–216.
416. **Lipej, L., Makovec, T., Soldo, A. & Žiza, V.** 2000. Records of the sandbar shark *Carcharhinus plumbeus*, (Nardo, 1827) in the Gulf of Trieste (Northern Adriatic). *Annales, Series historia naturalis*, 10: 199–206.
417. **Lipej, L., Mavrič, B., Dobrajc, Ž. & Capapé, C.** 2008. On the occurrence of the sandbar shark, *Carcharhinus plumbeus* (Chondrichthyes: Carcharhinidae) off the Slovenian coast (northern Adriatic). *Acta Adriatica*, 49: 137–145.
418. **Lipej, L., Mavrič, B. & Dulčić, J.** 2009. Size of the bull ray, *Pteromylaeus bovinus* (Geoffroy Saint-Hilaire, 1817), from the northern Adriatic. *Journal of Applied Ichthyology*, 25:103–105.
419. **Lipej, L., Mavric, B., Ziza, V. & Capapé, C.** 2011. First cases of albinism recorded in the marble electric ray *Torpedo marmorata* (Chondrichthyes: Torpedinidae). *Cahiers de Biologie Marines*, 52:261–267.
420. **Lloris, D. & Rucabado, J.,** 1998. *Guide FAO d'identification des espèces pour les besoins de la pêche..* In Guide d'Identification des Ressources Marines Vivantes du Maroc. FAO, Rome : 263pp.
421. **Lo Bianco, S.** 1909. *Notizie biologiche riguardanti specialmente il periodo di maturità sessuale degli animali del golfo di Napoli*. Mittheilungen der Zoologischen Satation, Neapel, 19: 513–761.
422. **Lushnikova, V. P. & Kirnosova I. P.** 1990. *Feeding and feeding necessities of thornback ray Raja clavata in the Black Sea*. Pages 58–64 in: V. A. Shlyakhov, editor. Biological resources of the Black Sea. VNIRO, Moscow. (In Russian)
423. **Machias, A., Vassilopoulou, V., Vatsos, D., Bekas, P., Kallianiotis, A., Papaconstantinou, C. & Tsimenides, N.** 2001. Bottom trawl discards in the northeastern Mediterranean Sea. *Fisheries Research*, 53: 181–195.

424. **Macías, D. & de la Serna, J.M.** 2000. By-catch composition in the Spanish Mediterranean longline fishery. In M. Vacchi, G. La Mesa, F. Serena & B. Seret, eds. *Proceedings of the 4th meeting of the European Elasmobranch Association, Livorno, Italy 2000*: 198.
425. **MacPherson, E.** 1980. Régime Alimentaire de *Galeus melastomus* Rafinesque, 1810, *Etmopterus spinax* (L., 1758) et *Scymnorhynchus licha* (Bonnaterre, 1788) en Méditerranée Occidentale. *Vie et milieu*, 30: 139–148.
426. **Maillard, C.** 1966. *Etude sur les Hexabothriidae (Monogenea) parasites de Sélaciens de la région de Sète*. Thèse Université de Montpellier: 151pp.
427. **Maiorano, P., Carlucci, R., Casamassima, F., De Nicolo, E.V.** 2000. Occurrence of the selachians on the trawl fishing in the North-western Ionian Sea. *Biologia Marina Mediterranea*, 7: 447–451.
428. **Mancusi, C., Abella, A., Ria, M., Barone, M. & Serena, F.** 2006. *Time series analysis in the south Ligurian and north Tyrrhenian Sea with some notes on trends in landings of Raja asterias Delaroche*. Proceedings 8th Meeting of the Sub-Committee on Stock Assessment. Rome, September 2006, FAO: 1–18.
429. **Mancusi, C., Clò, S., Affronte, M., Bradai, M.N., Hemida, F., Serena, F., Soldo, A. & Vacchi, M.** 2005. On the presence of basking shark (*Cetorhinus maximus*) in the Mediterranean Sea. *Cybius*, 29: 399–405.
430. **Manfredi, C., Ciavaglia, E., Piccinetti, C. & Vrgoč, N.** 2010. *Temporal and spatial distribution of some elasmobranchs in the northern and central Adriatic Sea*. 41st Congress of the Società Italiana di Biologia Marina.
431. **Marano, C.A., Marsan, R. & Di Turi, L.** 2000. Notes about distribution and biology of juveniles of velvet belly shark *Etmopterus spinax* (L. 1758) in the South Adriatic epi and mesobathyal bottoms. *Biologia Marina Mediterranea*, 7: 452–454.
432. **Marano, C.A., Manfrin-Piccinetti, G., Pasolini, P., Tinti, F. & Ungaro, N.** 2003. Annotated checklist of the skates (Chondrichthyes, Rajidae) in the Adriatic Sea. *Biologia Marina Mediterranea*, 10: 856–862.
433. **Marconi, M. & De Maddalena, A.** 2001. On the capture of a young porbeagle, *Lamna nasus* (Bonnaterre, 1788), in the western Adriatic Sea. *Annales, Series historia naturalis*, 11: 179–184.
434. **Marouani, S., Bradai, M.N. & Bouain, A.** 2007. Taille à la maturité sexuelle de *Squalus blainvillei* (Risso, 1826) du golfe de Gabès (Tunisie). *Rapp. Comm. int. Mer Médit.*, 38: 536.
435. **Marouani, S., Bradai, M.N., Saidi, B., Bouain, A. & Capapé, C.** 2006. A propos du genre *Squalus* Linnaeus, 1758 (Chondrichthyes: Squalidae) dans le golfe de Gabès (Tunisie méridionale, Méditerranée centrale). *Bulletin de l'Institut des Sciences et Technologies de la Mer de Salammbô*, 10: 78–80.
436. **Marouani, S., Bradai, M.N., Saidi, B. & Bouain, A.** 2007. Contribution à l'étude du régime alimentaire du *Squalus blainvillei* dans le golfe de Gabès. *Bulletin de l'Institut des Sciences et Technologies de la Mer de Salammbô*, 11: 78–80.
437. **Marouani, S., Chaâba, R., Kadri, H., Saidi, B., Bouain, A., Maltagliati, F., Last, P., Séret, B. & Bradai, M. N.** 2012. Taxonomic research on *Squalus megalops* (Macleay, 1881) and *Squalus blainvillei* (Risso, 1827) (Chondrichthyes: Squalidae) in Tunisian waters (central Mediterranean Sea). *Scientia Marina*, 76 (1): 97–109.
438. **Marouani, S., Kadri, H., Bradai, M.N., Saidi, B. & Bouain, A.** 2010. Age, growth and age at sexual maturity of the longnose spurdog, *Squalus blainvillei*, in the Gulf of Gabès (Tunisia). *Rapp. Comm. int. Mer Médit.*, 39: 581.
439. **Marouani, S., Kadri, H., Saidi, B., Morize, E., Bouain, A., & Bradai, M. N.** 2012. Age, growth, longevity, natural mortality and maturity of the longnose spurdog, *Squalus blainvillei* (Chondrichthyes: Squalidae), in the Gulf of Gabès (Central Mediterranean Sea). *Cahiers de Biologie Marine*, 53: 197–204.

440. **Massutí, E., Gordon, J.D.M., Moranta, J. Swan, S.C., Stefanescu, C. & Merreti, N.R.** 2004. Mediterranean and Atlantic deep-sea fish assemblages: difference in biomass composition and size-related structure. *Scientia Marina*, 68: 101–115.
441. **Massutí, E. & Moranta, J.** 2003. Demersal assemblages and depth distribution of elasmobranchs from the continental shelf and slope off the Balearic Islands (western Mediterranean). *ICES Journal of Marine Science*, 60: 753–766.
442. **Matallanas, J.** 1974. Sobre la presencia de *Raja brachyura* Lafont (Rajiformes, Rajidae), en la Mar Catalana. *Boletín de la Sociedad de Historia Natural de Baleares*, 19: 51–56.
443. **Matallanas, J.** 1982. Feeding habits of *Scymnorhinus licha* in Catalan waters. *Journal of Fish Biology*, 20: 155–163.
444. **Mater, S., Kaya, M. & Bilecenoglu, M.** 2005. *Turkish Marine Fishes, Cartilaginous Fishes (Chondrichthyes)*. Ege University, Fisheries Faculty Publication, Izmir, Turkey.
445. **Maurin, C. & Bonnet, M.** 1970. *Poissons des côtes nord-ouest africaines (campagnes de la Thalassa), (1962 et 1968)*. Revue des Travaux de l'Institut scientifique et technique des Pêches maritimes, 34: 125–170.
446. **Mavrič, B., Jenko, R., Makovec, T. & Lipej, L.** 2004. On the occurrence of the pelagic stingray *Dasyatis violacea* (Bonaparte, 1832) in the Gulf Trieste (Northern Adriatic). *Annales, series Historia Naturalis*, 14: 181–186.
447. **Megalofonou, P. & Chatzistryou, A.** 2006. Sexual maturity and feeding of gulper shark, *Centrophorus granulosus*, from the eastern Mediterranean Sea. *Cybium*, 30: 67–74.
448. **Megalofonou, P. & Damalas, D.** 2004. Morphological and biological characteristics of a gravid angular rough shark (*Oxynotus centrina*) and its embryos from the eastern Mediterranean Sea. *Cybium*, 28(2): 105–110.
449. **Megalofonou, P., Damalas, D., Deflorio, M. & De Metrio, G.** 2009. Modeling environmental, spatial, temporal, and operational effects on blue shark by-catches in the Mediterranean long-line fishery. *Journal of Applied Ichthyology*, 25: 47–55.
450. **Megalofonou, P., Damalas, D. & De Metrio, G.** 2005. *Size, age and sexual maturity of blue shark, Prionace glauca, in the Mediterranean Sea*. ICES Council Meeting documents, Copenhagen. CM 2005/N: 9pp.
451. **Megalofonou, P., Damalas, D. & De Metrio, G.** 2009. Biological characteristics of blue shark, *Prionace glauca*, in the Mediterranean Sea. *Journal of the Marine Biological Association of the United Kingdom*, 89: 1233–1242.
452. **Megalofonou, P., Damalas, D. & Yannopoulos, C.** 2005. Composition and abundance of pelagic shark by-catch in the Eastern Mediterranean Sea. *Cybium*, 29: 135–140.
453. **Megalofonou, P., Damalas, D., Yannopoulos, C., De Metrio, G., Deflorio, M., De la Serna, J.M. & Macias, D.** 2000. *Bycatches and discards of sharks in the large pelagic fisheries in the Mediterranean Sea*. Final Report of the Project No. 97/50 DG XIV/C1. 336 p. and Annex.
454. **Megalofonou, P., Yannopoulos, C., Damalas, D., De Metrio, G., Deflorio, M., de la Serna, M.J. & Macias, D.** 2005. Incidentals catch and estimated discards of pelagic sharks from the swordfish and tuna fisheries in the Mediterranean Sea. *Fishery Bulletin*, 103: 620–634.
455. **Mejri, H., Ben Souissi, J., Zaouali, J., El Abed, A., Guélorget, O. & Capapé, C.** 2004. On the recent occurrence of elasmobranch species in a perimediterranean lagoon: the Tunis Southern Lagoon (Northern Tunisia). *Annales, series Historia Naturalis*, 14: 143–158.
456. **Mejuto, J.B., García-Cortés, B. & de la Serna, J.M.** 2002. *Preliminary scientific estimations of by-catches landed by the Spanish surface longline fleet in 1999 in the Atlantic Ocean and Mediterranean Sea*. Col. Vol. Sci. Pap. ICCAT, 54(4): 1150–1163.
457. **Minervini, R., Giannotta, M. & Bianchini, M.L.** 1985. Observations on the fishery of Rajiformes in central Tyrrhenian Sea. *Oebalia*, 11: 583–591.

458. **Mnasri, N., Boumaïza, M. & Capapé, C.** 2009. Morphological data, biological observations and occurrence of a rare skate, *Leucoraja circularis* (Chondrichthyes: Rajidae), off the northern coast of Tunisia (central Mediterranean) *Pan-American Journal of Aquatic Sciences*, 4: 70–78.
459. **Mnasri, N., Boumaïza, M., Ben Amor, M.M. & Capapé, C.** 2009. Polychromatism in the thornback ray, *Raja clavata* (Chondrichthyes: Rajidae) off northern Tunisian coast (central Mediterranean). *Pan-American Journal of Aquatic Sciences*, 4 (4): 572–579.
460. **Mnasri, N., El Kamel, O., Boumaïza, M., Ben Amor, M.M., Reynaud, C. & Capapé, C.** 2010. Morphological abnormalities in two batoid species (Chondrichthyes) from northern Tunisian waters (central Mediterranean). *Annales, series Historia naturalis*, 20:181–190.
461. **Mnasri, N., El Kamel, O., Boumaïza, M. & Capapé, C.** 2010. Atypical coloration in small-spotted catshark *Scyliorhinus canicula* (Chondrichthyes: Scyliorhinidae) caught off northern Tunisian coast (central Mediterranean). *Annales, series Historia naturalis*, 20:47–52.
462. **Mnasri, N., El Kamel, O., Boumaïza, M., Reynaud, C. & Capapé, C.** 2012. Food and feeding habits of the small-spotted catshark, *Scyliorhinus canicula* (Chondrichthyes: Scyliorhinidae) from the northern coast of Tunisia (central Mediterranean). *Cahiers de Biologie Marine*, 53: 139 – 150.
463. **Mojetta, A., Storai, T. & Zuffa, M.** 1997. *Segnalazioni di squalo bianco (Carcharodon carcharias) in acque italiane*. Quaderni della Civica Stazione Idrobiologica di Milano 22: 23–38.
464. **Mokhtar–Maamouri, F. & Zamali, F.** 1981. A new Cestode: *Phyllobothrium pastinacae* sp. described from the spiral valve of *Dasyatis pastinaca* taken from Tunis Gulf. *Arch. Inst. Pasteur de Tunis*, 56: 375–379.
465. **Mokhtar–Maamouri, F. & Zamali, F.** 1982. Les Cestodes Tetraphyllidea parasites de Sélaciens du golfe de Tunis. Première liste commentée. *Arch. Inst. Pasteur de Tunis*, 59: 327–338.
466. **Moranta, J., Massuti, E. & Morales–Nin, B.** 2000. Fish catch composition of the deep–sea decapod crustacean fisheries in the Balearic Island (Western Mediterranean). *Fisheries Research*, 45:253–264.
467. **Moranta, J., Palmer, M., Massuti, E., Stefanescu, C. & Morales–Nin, B.** 2004. Body fish size tendencies within and among species in the deep–sea of the western Mediterranean. *Scientia Marina*, 68 (Suppl. 3): 141–152.
468. **Moreno, J.A.** 1987. *Jaquetones, tiburones del género Carcharhinus del Atlántico Nor–oriental y Mediterráneo Occidental*. Ministerio de Agricultura, Pesca y Alimentación. Madrid: 205 pp.
469. **Moreno, J. A.** 1995. *Guía de los tiburones del Atlántico Nororiental y Mediterráneo*. Ed. Pirámide, Madrid: 310 pp.
470. **Moreno, J.A. & Hoyos, A.** 1983. Première capture en eaux espagnoles et en Méditerranée de *Carcharhinus altimus* (S. Springer, 1950). *Cybium*, 7: 65–70.
471. **Moreno, J.A. & Hoyos, A.** 1983. *Carcharhinus acarenatus*, nov sp., nouveau requin Carcharhinidae de l'Atlantique Nor–oriental et de la Méditerranée Occidentale. *Cybium*, 7: 57–64.
472. **Moreno, J.C., Parajúa, J.I & Morón, J.** 1989. Biología reproductiva y fenología de *Alopias vulpinus* (Bonnaterre, 1788) (Squaliformes: Alopiidae) en el Atlántico nor–oriental y Mediterráneo occidental. *Scientia Marina*, 53: 37–46.
473. **Morey, G.** 2009. *Country report: Balearic Islands, Spain. Report of the Technical Workshop on the Status, Limitations and Opportunities for Improving the Monitoring of Shark Fisheries and Trade. Rome, 3–6 November 2008*. FAO Fisheries and Aquaculture Report. No. 897. Rome, FAO. 2009: 152 pp.
474. **Morey, G., Martínez, M., Massuti, E. & Moranta, J.** 2003. The occurrence of white sharks, *Carcharodon carcharias*, around the Balearic Islands (western Mediterranean Sea). *Environmental biology of fishes*, 68: 425–432.
475. **Morey, G. & Massuti, E.** 2003. Record of the copper shark, *Carcharhinus brachyurus*, from the Balearic Islands (Western Mediterranean). *Cybium*, 27: 53–56.

476. **Morey, G., Moranta, J., Massuti, E., Grau, A., Linde, M., Riera, F. & Morales-Nin, B.** 2003. Weight-length relationships of littoral to lower slope fishes from the Western Mediterranean. *Fisheries Research*, 62: 89–96.
477. **Morey, G., Moranta, J., Riera, F., Grau, A.M. & Morales-Nin, B.** 2006. Elasmobranchs in trammel net fishery associated to marine reserves in the Balearic Islands (NW Mediterranean). *Cybium*, 30:125–132.
478. **Morey, G., Soldo, A., Riera, F. & Serena, F.** 2008. Records of *Carcharhinus limbatus* and *C. plumbeus* (Chondrichthyes: Carcharhinidae) from off the Balearic Islands (NW Mediterranean). *Cybium*, 32: 195–200.
479. **Morte, S., Redon, M.J. & Sanz-Barau, A.** 1997. Feeding habits of juvenile *Mustelus mustelus* (Carcharhiniformes, Triakidae) in the western Mediterranean. *Cahiers de Biologie Marine*, 38: 103–107.
480. **Mouneinne,** 1977. Liste des poissons de la côte du Liban (Méditerranée orientale). *Cybium*, 1: 37–66.
481. **Mulas, A., Bellodi, A., Cannas, R., Cau, Al., Gastoni, A., Porcu, C., Cau, A. & Follesa M.C.** 2011. *Defining the stocks: preliminary data about the presence of Squalus megalops (Macleay, 1881) in the central-western Mediterranean sea.* Workshop on Stock Assessment of Selected Species of Elasmobranchs in the GFCM Area. Brussels, Belgium, 12–16 December 2011.
482. **Mulas, A., Bellodi, A., Pendugiu, A. A. & Cabiddu, S.** 2010. Preliminary data on the trophic interactions between *Scyliorhinus canicula* (scyliorhinidae) and *Raja clavata* (Rajidae) in the Central–Western Mediterranean. *Rapp. Comm. int. Mer Médit.*, 39: 596.
483. **Muñoz-Chapuli, R. & Perez Ortega, A.** 1985. *Resurrection of Galeus atlanticus (Vaillant, 1888), as a valid species from the NE-Atlantic Ocean and the Mediterranean Sea.* Bulletin du Museum national d'Histoire naturelle (France). 4^{ème} serie. Section A. Zoologie, biologie, et ecologie animales. Paris. 7: 219–233.
484. **Muñoz-Chápuli, R., Ramos, F., Garcia Garrido, C.M.** 1984. *Squalus megalops* (Mac Leay, 1882) en el Mediterráneo. Notas sobre su diagnosis, sistematica y distribucion. *Bull. Soc. Cat. Ictio. Herp.* 9: 16–21.
485. **Najai, S.** 1980. Note sur la présence de deux requins pèlerins dans le golfe de Tunis. *Bulletin de l'Institut national scientifique et technique d'Océanographie et de Pêche, Salammbô*, 7: 151 – 152.
486. **Neifar, L.** 2001. *Biodiversité et évolution des plathelminthes parasites d'Elasmobranchs des Côtes tunisiennes.* Thèse de doctorat, Faculté des Sciences de Tunis: 326 pp.
487. **Neifar, L., Euzet, L. & Ben Hassine, O.K.** 1998. Nouveaux Monocotylidae (Monogenea), parasites branchiaux de *Dasyatis pastinaca* (L.) (Euselachii, Dasyatidae). Compléments à la description de *Heterocotyle pastinacae* Scott, 1904. *Systematic Parasitology*, 41: 197–208.
488. **Neifar, L., Euzet, L. & Ben Hassine, O.K.** 1999a. Trois nouveaux Heterocotyle (Monogenea, Monocotylidae) parasites branchiaux de *Taeniura grabata* (Euselachii, Dasyatidae) en Tunisie. *Zoosystema*, 21: 157–170.
489. **Neifar, L., Euzet, L. & Ben Hassine, O.K.** 1999b. Myliocotyle *Pteromylaei* GN. Et Sp. N. (Monogenea, Monocotylidae) parasite Branchial de *Pteromylaeus Bovinus* (Euselachii, Myliobatidae) en Tunisie. *Parasite*, 6: 323–327.
490. **Neifar, L., Euzet, L. & Ben Hassine, O.K.** 2000. New species of the Monocotylidae (Monogenea) from the stingray *Dasyatis tortonesi* Capapé (Euselachii, Dasyatidae) off the Tunisian coast, with comments on host-specificity and the specific identities of Mediterranean stingrays. *Systematic Parasitology*, 47: 43–50.
491. **Neifar, L., Euzet, L. & Ben Hassine, O.K.** 2001. Monocotylidae (Monogenea) nouveaux parasites de *Rhinobatos rhinobatos* (Euselachii, Rhinobatidae). *Zoosystema*, 23: 659–667.
492. **Neifar, L., Euzet, L. & Ben Hassine, O.K.** 2002. A new species of Monocotylidae (Monogenea) gill parasite of *Rhinobatos cemiculus* (Euselachii, Rhinobatidae), with proposal of a new genus and an amendment to the diagnosis of the Monocotylidae. *Zoosystema*, 24: 699–706.

493. **Neifar, L., Tyler, G.A. & Euzet, L.** 2001. Two new species of *Macrobothridium* (Cestoda: Diphyllidea) from rhinobatid elasmobranchs in the Gulf of Gabes, Tunisia, with notes on the status of the genus. *Journal of Parasitology*, 87: 673–680.
494. **Notarbartolo di Sciara, G. & Bianchi, I.** 1998. *Guida degli squali e delle razze del Mediterraneo*. Franco Muzio Editore: 388 pp.
495. **Notarbartolo di Sciara, G. & Serena, F.** 1988. *Term embryo of Mobula mobular (Bonnaterre, 1788) from the northern Tyrrhenian Sea (Chondrichthyes: Mobulidae)*. Atti Società Italiana di Scienze Naturali, Museo Civico di Storia Naturale, Milano, 129: 396–400.
496. **Orsi-Relini, L.** 1998. *Carcharhinus brachyurus (Günther, 1870) in the Museum of the Institute of Zoology, University of Genoa*. Boll. Mus. Ist. Biol. Univ. Genova, 62–63: 93–98.
497. **Orsi-Relini, L.** 2000. Longline fisheries, blue shark catches and conservation problems. *Biologica Marina Mediterranea*, 7: 313–323.
498. **Orsi-Relini, L., Garibaldi, F., Digitali, B. & Lanteri, L.** 2002. Abundance of the pelagic stingray, (*Pteroplatytrygon (Dasyatis) violacea*), in the Ligurian Sea, with preliminary notes about its feeding and growth. In: M. Vacchi M., G. La Mesa, F. Serena & B. Seret, eds. *Proceedings of the 4th meeting of the European Elasmobranch Association, Livorno, Italy 2000*: 193.
499. **Orsi-Relini, L., Palandri, G., Garibaldi, F. & Cima, C.** 1999. *Longline swordfish fishery in the Ligurian Sea: eight years of observations on target and bycatch species*. Col. Vol. Sci. Pap. ICCAT, 49 (1): 146–150.
500. **Orsi-Relini, L. & Wurtz, M.** 1975. *Osservazioni sull'alimentazione di Galeus melastomus dei fondi batiali liguri*. Quad. Lab. Tecnol. Pesca, 2: 17–36.
501. **Orsi-Relini, L. & Wurtz, M.** 1976. Research on the food habits of *Etmopterus spinax* (Chondrichthyes, Squalidae). *Boll. Pesca Piscic. Idrobiol*, 31: 257–265.
502. **Orsi-Relini, L. & Wurst, M.** 1977. Patterns and overlap in the feeding of two selachians of bathyal fishing grounds in the Ligurian Sea. *Rapp. Comm. Int. Mer Médit.*, 24: 89–93.
503. **Pallaoro, A., Jardas, I. & Šantić, M.** 2005. Weight–length relationships for 11 chondrichthyan species in the eastern Adriatic Sea. *Cybium* 29(1): 93–96.
504. **Papaconstantinou, C., Vassilopoulou, V., Petrakis, G., Caragitsou, E., Mytilinaeou, C., Fourtouni, A. & Politou, C.–Y.** 1994. The demersal fish fauna of the North and West Aegean Sea. *Bioscience*, 2: 35–45.
505. **Pastore, M. & Tortonese, E.** 1984. *First report of the shark Rhizoprionodon acutus (Ruppell) from the Mediterranean*. *Thalassia salentina*. Porto Cesareo, 14: 11–15.
506. **Peristeraki, P., Kypraios, N., Lazarakis, G. & Tserpes, G.** 2007. *By-catches and discards of the Greek swordfish fishery*. Col. Vol. Sci. Pap. ICCAT, SCRS/2007/106
507. **Petrakis, G. & Stergiou, K.I.** 1995. Weight length relationships for 33 fish species in Greek waters. *Fisheries Research*, 21: 465–469.
508. **Pinto, C., Mannini, A. & Relini, G.** 2010. *Remarks on Galeus melastomus in the northern Ligurian Sea*. 41st Congress of the Società Italiana di Biologia Marina.
509. **Pinto, De La Rosa, F.J.** 1994. *Tiburones del mar de Alboran*. Servicio publicaciones Centro de Ediciones de la Diputación de Málaga. (CEDMA).
510. **Piovano, S.** 2007. Italy Mediterranean Industrial Pelagic Longline Swordfish Fishery: Industry Practices and Attitudes towards Shark Depredation and Bycatch. pp. 100–110. In E. Gilman, S. Clarke, N. Brothers, J. Alfaro-Shigueto, J. Mandelman, J. Mangel, S. Peterson, S. Piovano, D. Watling, P. Dalzell, M. Donoso, M. Goren, T. Werner, eds. *Shark Depredation and Unwanted By-catch in Pelagic Longline Fisheries: Industry Practices and Attitudes, and Shark Avoidance Strategies*. Western Pacific Regional Fishery Management Council, Honolulu, USA.
511. **Piovano, S., Clò S., Basciano, G. & Giacoma, C.** 2008. *Reducing pelagic stingray (Pteroplatytrygon violacea) bycatch in central Mediterranean longline fisheries*. Annual Meeting of the Society for Conservation Biology. Abstract Book of 2008: 163–164.

512. **Piovano, S., Clò, S. & Giacoma, C.** 2010. Reducing longline bycatch: The larger the hook, the fewer the stingrays. *Biological Conservation*, 143: 261–264.
513. **Politou, C.Y., Kavadas, S., Mytilineou, Ch., Tursi, A., Lembo, G. & Carlucci, R.** 2001. *Fisheries resources in the deep waters of the eastern Mediterranean (Greek Ionian Sea)*. Deep-sea Fisheries Symposium. Scientific Council Meeting, NAFO SCR Doc. 01/104: 12 pp.
514. **Porcu, C., Mulas, A., Cabiddu, S., Gastoni, A. & Follesa, M.C.** 2010. *Reproductive biology of the blonde ray Raja brachyura (Chondrichthyes: Rajidae) in Sardinian seas*. 41st Congress of the Società Italiana di Biologia Marina.
515. **Postel, E.**, 1958. *Sur la présence de Carcharodon carcharias (L., 1758) dans les eaux tunisiennes*. Bull. Mus. Nat. Hist. Nat., Paris, 2ème Sér. 30, (4) : 342 – 344.
516. **Psomadakis, P.N., Dalù, M., Scacco, U. & Vacchi, M.** 2005. A rare batoid fish *Gymnura altavela* (Chondrichthyes: Gymnuridae) in Tyrrhenian Sea. *JMBA2. Biodiversity records*.
517. **Psomadakis, P.N., Maio, N. & Vacchi, M.** 2009. The chondrichthyan biodiversity in the Gulf of Naples (SW Italy, Tyrrhenian Sea): An historical overview. *Cybium*, 33: 199–209.
518. **Psomadakis, P.N., Scacco, U. & Vacchi, M.** 2006. Recent findings of some uncommon fishes from the central Tyrrhenian Sea. *Cybium*, 30: 297–304.
519. **Psomadakis, P. N., Vacchi, M., Di Muccio, S. & Sarà, M.** 2009. First historical record of *Carcharhinus brachyurus* (Chondrichthyes, Carcharhiniformes) in the Mediterranean Sea. *Italian Journal of Zoology*, 76 (2): 201–207.
520. **Quignard, J.P.** 1965. *Les raies du golfe de Lion. Nouvelle méthode de diagnose et d'étude biogéographique*. Comm. Int. Explor. Scient. Mer Médit, 18: 211–212.
521. **Quignard, J.P.** 1971. *Recherches sur la biologie de Squalus blainvillei (Risso, 1826)*. Trav. Lab. Biol. Halieutique, Univ. Rennes, 5:125–141.
522. **Quignard, J.P.** 1974. *Recherches sur la biologie d'un sélacien du golfe de Tunis, Torpedo torpedo Linné, 1758 (croissance relative, croissance absolue, coefficient de condition*. Ann. Inst. Michel Pacha, 6: 72–110.
523. **Quignard, J.P. & Capapé, C.** 1971. Note préliminaire sur le marquage des sélaciens des côtes de Tunisie. *Bull. de Inst. Natn. Scient. Tech. Océanogr. Pêche, Salammbô*, 2: 143–55.
524. **Quignard, J.P. & Capapé, C.** 1971. Liste commentée des Sélaciens de Tunisie. *Bull. de Inst. Natn. Scient. Tech. Océanogr. Pêche, Salammbô*, 2: 131–141.
525. **Quignard, J.P. & Capapé, C.** 1972. Complément à la liste commentée des Sélaciens de Tunisie. *Bull. de Inst. Natn. Scient. Tech. Océanogr. Pêche, Salammbô*, 2: 445–447.
526. **Quignard, J.P. & Capapé, C.** 1972. *Note sur les espèces méditerranéennes du genre Mustelus (Selachii, Galeoidea, Triakidae)*. Rev. Trav. Inst. Pêch. Marit, 36:15–29.
527. **Quignard, J.P. & Capapé, C.** 1974. Recherches sur la biologie d'un sélacien du golfe de Tunis, *Torpedo torpedo* Linné, 1758 (Ecologie, sexualité, reproduction). *Bull. de Inst. Natn. Scient. Tech. Océanogr. Pêche, Salammbô*, 3 : 99–129
528. **Quignard, J.P. & Tomasini, J.A.** 2000. Mediterranean fish Biodiversity. *Biologia Marina Mediterranea*, 7: 1–66.
529. **Radu, G.** 2012. *Summary data on the status of the Spiny dogfish (Squalus acanthias) population in the Romanian marine area*. CMS/Sharks/MOS1/Inf.5.1: 12pp.
530. **Ragonese, S., Cigala Fulgosi, F., Bianchini, M.L., Norrito, G. & Sinacori, G.** 2003. Annotated checklist of the skates (Condrihthyes, Rajidae) in the Strait of Sicily (Central Mediterranean). *Biologia Marina Mediterranea*, 10: 874–881.
531. **Ragonese, S., Di Stefano, L. & Bianchini, M.L.** 2000. Capture and selectivity of cartilaginous fishes in the red shrimp fishery; Strait of Sicily. *Biologia Marina Mediterranea*, 7: 400–411.

532. **Ragonese, S., Nardone, G., Ottonello, D., Gancitano, S., Giusto, G.B. & Sinacori, G.** 2009. Distribution and biology of the blackmouth catshark *Galeus melastomus* in the Strait of Sicily (Central Mediterranean Sea). *Mediterranean Marine Science*, 10: 55–72.
533. **Ranzi, S.** 1932. *Le basi fisio-morfologiche dello sviluppo embrionale dei Selaci. I.* Pubblicazioni della Stazione Zoologica di Napoli, 12: 209–290.
534. **Ranzi, S.** 1934. *Le basi fisio-morfologiche dello sviluppo embrionale dei selaci. Parte II & III.* Pubblicazioni della Stazione Zoologica di Napoli, 13: 331–437.
535. **Relini, G., Biagi, F., Serena, F., Belluscio, A., Spedicato, M.T., Rinelli, P., Follesa, M.C., Piccinetti, C., Ungaro, N., Sion, L. & Levi, D.** 2000. Selachians fished by otter trawl in the Italian Seas. *Biologia Marina Mediterranea*, 7: 347–384.
536. **Relini, G., Mannini, A., De Ranieri, S., Bitetto, I., Follesa, M.C., Gancitano, V., Manfredi, C., Casciaro, L. & Sion, L.** 2010. *Chondrichthyes caught during the Medits surveys in the Italian waters.* 41st Congress of the Società Italiana di Biologia Marina.
537. **Relini, G., Mannini, A. & Piano, T.** 2003. Annotated checklist of the skates (Chondrichthyes, Rajidae) in the Northern Ligurian Sea. *Biologia Marina Mediterranea*, 10: 882–885.
538. **Rey, J., Caminas, J.A., Alot, E. & Ramos, A.** 1986. Captures de requins associées à la pêche espagnole de palangre en Méditerranée occidentale, 1984–1985: Aspect halieutiques. *Rapp. Comm. int. Mer Médit.*, 32: 240.
539. **Rey, J., Coelho, R., Lloris, D., Séret, B. & Gil de Sola, L.** 2010. Distribution pattern of *Galeus atlanticus* in the Alborán Sea (south western Mediterranean) and some sexual character comparison with *Galeus melastomus*. *Marine Biology Research*, 6: 364–372.
540. **Rey, J., Gil de Sola, L. & Massutí, E.** 2005. Distribution and biology of the blackmouth catshark *Galeus melastomus* in the Alboran Sea (South–western Mediterranean). *J. Northwest Atl. Fish. Sci.*, 35: 215–223.
541. **Rey, J., Séret, B., Lloris, D., Coelho, R. & Gil de Sola, L.** 2006. A new redescription of *Galeus atlanticus* (Vaillant, 1888) (Chondrichthyes: Scyliorhinidae) based on field marks. *Cybium* 30: 7–14.
542. **Rinelli, P., Bottari, T., Florio, G., Romeo, T., Giordano, D. & Greco, S.** 2005. Observations on distribution and biology of *Galeus melastomus* (Chondrichthyes, Scyliorhinidae) in the southern Tyrrhenian Sea (central Mediterranean). *Cybium*, 29: 41–46.
543. **Romanelli, M., Colasante, A., Scacco, U., Consalvo, I., Finoia, M.G. & Vacchi, M.** 2007. Commercial catches, reproduction and feeding habits of *Raja asterias* (Chondrichthyes: Rajidae) in a coastal area of the Tyrrhenian Sea (Italy, northern Mediterranean). *Acta Adriatica*, 48: 57–71.
544. **Roux, C.** 1977. Les anges de mer (Squatinae) de l'Atlantique et de la Méditerranée. *Bull. Off. Natn. Pêches Tunisie*, 1: 159–167.
545. **Saadaoui, A.** 2010. *Recherche sur la systématique des Dasyatidés: Statut de Dasyatis tortonesei (Capapé, 1977) en Tunisie.* Master. Faculté des Sciences de Sfax, Tunisie: 80 pp.
546. **Saad, A., Ali, M. & Seret, B.** 2006. Shark exploitation and conservation in Syria. In N. Başusta, Ç. Keskin, F. Serena & B. Seret eds. *The Proceedings of the International Workshop on Mediterranean Cartilaginous Fish with Emphasis on Southern and Eastern Mediterranean, Istanbul, 2005*, Turkish Marine Research Foundation, Turkey: 202–208.
547. **Saad, A., Seret, B. & Ali, M.** 2004. Liste commentée des chondrichthyens de Syrie (Méditerranée orientale). *Rapp. Comm. int. Mer Médit.*, 37: 430.
548. **Sacchi, J.** 2007. *Impact des techniques de pêche en Méditerranée: Solutions d'amélioration.* GFCM:SAC10/2007/Dma.3.
549. **Saglam, H. & Ak, O.** 2012. Reproductive biology of *Raja clavata* (Elasmobranchii: Rajidae) from Southern Black Sea coast around Turkey. *Helgoland Marine Research.* (66) 2: 117–126.

550. **Saglam, H., Ak, O., Kutlu, S. & Aydin.** 2010. Diet and feeding strategy of the common stingray *Dasyatis pastinaca* (Linnaeus, 1758) on the Turkish coast of south-eastern Black Sea. *Cahiers de Biologie Marine*, 51: 37–44.
551. **Saglam, H. & Bascinar, N.S.** 2008. Feeding ecology of thornback ray (*Raja clavata* Linnaeus, 1758) on the Turkish coast of the south-eastern Black Sea. *Marine Biology Research*, 4: 451–457.
552. **Saidi, B.** 2008. *Les requins du golfe de Gabès: Diversité et écobiologie de trois espèces à importance économique Carcharhinus plumbeus, Mustelus mustelus & M. punctulatus*. Thèse de doctorat en Sciences biologiques. Université de Sfax, Tunisie: 192 pp.
553. **Saidi, B., Bradaï, M.N. & Bouaïn, A.** 2002. Régime alimentaire de la petite roussette *Scyliorhinus canicula* des côtes est et sud-est de la Tunisie. *Bulletin de l'Institut National des Sciences et Technologies de la Mer*, 7: 17–20.
554. **Saidi, B., Bradaï, M.N. & Bouaïn, A.** 2003. La pêche des requins dans la région du golfe de Gabès. *Bulletin de l'Institut National des Sciences et Technologies de la Mer*, 8: 84–87.
555. **Saidi, B., Bradaï, M.N. & Bouaïn, A.** 2004. Taille à la maturité sexuelle de *Scyliorhinus canicula* des côtes Est et Sud-est de la Tunisie. *Rapp. Comm. int. Mer Médit.*, 37: 433.
556. **Saidi, B., Bradaï, M.N. & Bouaïn, A.** 2008. Reproductive biology of the smooth-hound shark *Mustelus mustelus* in the Gulf of Gabès (south-central Mediterranean Sea). *Journal of Fish Biology*, 72: 1343–1354.
557. **Saidi, B., Bradaï, M.N. & Bouaïn, A.** 2009. Reproductive biology and diet of *Mustelus punctulatus* (Risso, 1826) (Chondrichthyes: Triakidae) from the Gulf of Gabès, central Mediterranean Sea. *Scientia Marina*, 73(2): 249–258.
558. **Saidi, B., Bradaï, M.N., Bouaïn, A. & Capapé, C.** 2007. Feeding habits of the sandbar shark *Carcharhinus plumbeus* (Chondrichthyes: Carcharhinidae) from the Gulf of Gabès, Tunisia. *Cahiers de Biologie Marine*, 48: 139–144.
559. **Saidi, B., Bradaï, M.N., Bouaïn, A., Guélorget, O. & Capapé, C.** 2005. Capture of a pregnant female white shark, *Carcharodon carcharias* (Lamnidae) in the Gulf of Gabes (Southern Tunisia, central Mediterranean) with comments on oophagy in sharks. *Cybium*, 29: 303–307.
560. **Saidi, B., Bradaï, M.N., Bouaïn, A., Guélorget, O. & Capapé, C.** 2005. Reproductive biology of the sandbar shark, *Carcharhinus plumbeus* (Chondrichthyes: Carcharhinidae) from the Gulf of Gabès (southern Tunisia, Central Mediterranean). *Acta Adriatica*, 46: 47–62.
561. **Saidi, B., Bradaï, M.N., Marouani, S., Guélorget, O. & Capapé, C.** 2006. Atypical characteristics of an albino embryo of *Carcharhinus plumbeus* (Chondrichthyes: Carcharhinidae) from the Gulf of Gabès (southern Tunisia, central Mediterranean). *Acta Adriatica*, 47: 167–174.
562. **Saidi, B., Bradaï, M.N., Menif, L., Mkhani, A. & Bouaïn, A.** 2007. Captures accessoires des requins dans le golfe de Gabès. *Rapp. Comm. int. Mer Médit.*, 38: 583.
563. **Saidi, B., Enajjar, S., Bradaï, M.N. & Bouaïn, A.** 2009. Diet composition of smooth-hound shark, *Mustelus mustelus* (Linnaeus, 1758), in the Gulf of Gabès, southern Tunisia. *Journal of Applied Ichthyology*, 25: 113–118.
564. **Sánchez, P., Demestre, M. & Martín, P.** 2004. Characterisation of the discards generated by bottom trawling in the northwestern Mediterranean. *Fisheries Research*, 67: 71–80.
565. **Šantić, M., Paladin, A. & Agović, A.** 2011. Diet of common stingray, *Dasyatis pastinaca* (Chondrichthyes: Dasyatidae) in the eastern Adriatic Sea. *Cahiers de Biologie Marine*, 52:349–356.
566. **Sartor, P., Rossetti, I., Balducci, G., Lariccia, M., Sbrana, M., De Ranieri, S.** 2010. *Fishermen perceptions on the elasmobranch abundance evolution over time in the Italian trawl fisheries*. 41st Congress of the Società Italiana di Biologia Marina.
567. **Scacco, U., Consalvo, I. & Mostarda, E.** 2008. First documented catch of the giant devil ray *Mobula mobular* (Chondrichthyes: Mobulidae) in the Adriatic Sea. *JMBA2. Biodiversity Records*.

568. **Scacco, U., La Mesa, G., Dalu, M. & Vacchi, M.** 2002. Changes of swimming ability with length in a small benthic elasmobranch, *Galeus melastomus* a work hypothesis. In M. Vacchi, G. La Mesa, F. Serena & B. Seret, eds. *Proceedings of the 4th meeting of the European Elasmobranch Association*, Livorno, Italy 2000. pp. 127–134.
569. **Schembri, T.** 2006. Conservation management of sharks and rays in the Maltese islands (Central Mediterranean) –a review of statuts and trends. In N. Baştusta, Ç. Keskin, F. Serena & B. Seret, eds. *The Proceedings of the International Workshop on Mediterranean Cartilaginous Fish with Emphasis on Southern and Eastern Mediterranean*, Istanbul, 2005, Turkish Marine Research Foundation, Turkey: 177–187.
570. **Schembri, T. Fergusson, I.K. & Schembri, P.J.** 2003. *Revision of the records of shark and ray species from the Maltese islands (Chordata: Chondrichthyes)*. The central Medierranean Naturalist, Malta, 4: 71–104.
571. **Schwartz, F.J.** 2005. Tail spine characteristics of stingrays (Order Myliobatiformes) found in the northeast Atlantic, Mediterranean and Black Seas. *Electronic Journal of Ichthyology*, 1:1–9.
572. **Serena, F.** 2005. *Field identification guide to sharks and rays of Mediterranean and Black Sea*. FAO Species Identification Guide for Fisheries Purpose. Rome: 97pp.
573. **Serena, F. & Abella, A.** 1999. *Assessment of the effect of fishing on the demersal assemblages of the Northern Tyrrhenian Sea with special reference to Raja asterias*. ICES/SCOR Symposium “Ecosystem effect of Fishing” Montpellier, France, book of abstracts: 42.
574. **Serena, F., Baino, R., Rey, J., Papacostantinou, C. & Relini, G.** 2005. *Catch composition and abundance of deep-sea elasmobranchs based on the MEDITS trawl survey*. FAO Fish. Rep., 772: 395–408.
575. **Serena, F., Baino, R. & Righini, P.** 1988. Geographical and depth distribution of Rays in Northern Tyrrhenian Sea. *Rapp. Comm. int. Mer Médit.*, 31: 277.
576. **Serena, F., Baino, R.T., Mancusi, C., Barone, M., Ria, M., Abella, A.J. & Volani, A.** 2009. *Report of the Technical Workshop on the Status, Limitations and Opportunities for Improving the Monitoring of Shark Fisheries and Trade*. FAO Fisheries and Aquaculture Report. No.897. Rome, 3–6 November 2008: 152 pp.
577. **Serena, F., Barone, M., Mancusi, C.** 2010. *Mediterranean cartilaginous fishes: 25 years of Italian research*. 41st Congress of the Società Italiana di Biologia Marina.
578. **Serena, F., Barone, M., Mancusi, C. & Abella, A. J.** 2005. *Reproductive biology, growth and feeding habits of Raja asterias (Delaroche, 1809), from the North Tyrrhenian and South Ligurian Sea (Italy), with some notes on trends in landing*. International Council for the Exploration of the Sea. CM 2005/ 12: 17pp.
579. **Serena, F., Cecchi, E., Mancusi, C. & Pajetta, R.** 2006. *Contribution to the knowledge of the biology of Etmopterus spinax (Linnaeus 1758) (Chondrichthyes, Etmopteridae)*. FAO Fisheries Proceedings no. 3/2: 388–394.
580. **Serena, F., Mancusi, C. & Auteri, R.** 2003. Annotated checklist of the skates (Chondrichthyes, Rajidae) in the South Ligurian and North Tyrrhenian Sea. *Biologia Marina Mediterranea*, 10: 918–926.
581. **Serena, F., Mancusi, C., Barone, M., eds.** 2010. Field identification guide to the skates (Rajidae) of the Mediterranean Sea. Guidelines for data collection and analysis. *Biol. Mar. Mediterr.*, 17 (Suppl. 2): 204 pp.
582. **Serena, F., Mancusi, C., Barone, M., Abella, A.J.** 2005. *Abundance and distribution of rays in the south Ligurian and north Thyrrhenian Sea*. 2005 ICES Annual Science Conference. *On Elasmobranch Fisheries Science*, 20–24 September. CM2005/N: 20.
583. **Serena, F., Papaconstantinou, C., Relini, G., De Sola, L.G. & Bertrand, J.A.** 2009. *Distribution and abundance of spiny dogfsh in the Mediterranean Sea based on the Mediterranean International Trawl Survey Program*. Biology and Management of Dogfsh Sharks: 139–149.

584. **Serena, F. & Relini, G.** 2006. Use of scientific camping (trawl surveys) for the knowledge of the sensitive habitats. A review of the medits, with special attention to Italian Sea. In : N. Başusta, Ç. Keskin, F. Serena & B. Seret eds. *The Proceedings of the International Workshop on Mediterranean Cartilaginous Fish with Emphasis on Southern and Eastern Mediterranean, Istanbul, 2005*, Turkish Marine Research Foundation, Turkey. pp. 135–148.
585. **Serena, F., Silvestri, R. & Voliani, A.** 1999. On the incidental catches of *Taeniura grabata* (E. Geoffrey Saint-Hilaire, 1817) (Chondrichthyes, Dasyatidae). *Biologia Marina Mediterranea*, 6: 617–618.
586. **Serena, F. & Vacchi, M.** 1996. The presence of the basking-shark (*Cetorhinus maximus* Guennerus) in the northern Tyrrhenian and Ligurian Seas. *Biologia Marina Mediterranea*, 3: 387–388.
587. **Serena, F., Vacchi, M. & Notarbartolo di Sciara, G.** 2000. Geographical distribution and biological information on the basking shark, *Cetorhinus maximus* in the Tyrrhenian and Ligurian Seas. In B. Séret, & J.y. Sire, eds. *Proceedings of the 3rd meeting of the European Elasmobranch Association, Boulogne-sur-Mer, France*, 1999: 47–56
588. **Serena, F., Vacchi, M., Relini, G., Mò, G., Costantini, M. & Notarbartolo Di Sciara, G.** 2002. Status of the application of the IPOA-SHARKS to the Mediterranean and proposal of co-ordinated initiatives aimed at further developments. *Biol. Mar. Mediterr*, 9 (1): 836–851.
589. **Seret, B. & McEachran, D.J.** 1986. Catalogue critique des types de Poissons du Muséum national d'Histoire naturelle. *Bull. Mus. Natn. Hist. nat., Paris, 4 sér., 8*, 1986, section A, n° 4, supplément: 3–50.
590. **Séret, B. & Serena, F.** 2002. *The Mediterranean chondrichthyan fishes (sharks, rays, skates and chimaeras): status and priorities for conservation*. United National Environment Programme (UNEP) Regional Activity Centres/Special Protected Areas (RAC/SP) Final Report, Tunis, Tunisia.
591. **Silvani, L., Gazo, M. & Aguilar, A.** 1999. Spanish driftnet fishing and incidental catches in the western Mediterranean. *Biological Conservation*, 90: 79–85.
592. **Sion, L., Bozzano, A., D'Onghia, G., Capezzuto, F. & Panza, M.** 2003. Chondrichthyes species in deep waters of the Mediterranean Sea. *Scientia Marina*, 68: 153–162.
593. **Sion, L., D'Onghia, G., Basanisi, M. & Panza, M.** 2000. Selaci demersali del Mar Ionio nord-occidentale. *Biologia Marina Mediterranea*, 7(1): 455–460.
594. **Sion, L., D'Onghia, G. & Carlucci, R.** 2002. A simple technique for ageing the velvet belly shark, *Etmopterus spinax* (Squalidae). In M.Vacchi, G.La Mesa, F.Serena, B. Seret, eds. *Proceedings of the 4th meeting of the European Elasmobranch Association, Livorno, Italy 2000*: 135–139.
595. **Sion, L., D'Onghia, G. & Tursi, A.** 2003. First data on distribution and biology of *Squalus blainvillei*, (Risso, 1826) from the Eastern Mediterranean Sea. *J. Northw. Atl. Fish. Sci*, 31: 213–219.
596. **Sion, L., D'Onghia, G., Tursi, A. & Matarrese, A.** 2003. Annotated checklist of the skates (Condrichthyes, Rajidae) in the North-Western Ionian Sea. *Biologia Marina Mediterranea*, 10: 935–940.
597. **Skaramuca, B. & Prtenjaca, I.** 1985. A contribution to the study of biological and ecological characteristics of the catfish (*Scyliorhinus stellaris* L. 1758). *Biljeske-Notes*, Split, 61: 1–8.
598. **Soldo, A.** 1996. *Characteristics of the teeth and jaws of Elasmobranchii (Chondrichthyes)*. Thesis. University of Split: 68 pp. (in Croatian)
599. **Soldo, A.** 2003. Status of sharks in the Mediterranean. *Annales, Series Historia Naturalis*, 13: 191–200.
600. **Soldo, A.** 2006. Status of sharks in the Adriatic Sea. In N.Başusta, Ç. Keskin, F. Serena & B. Seret, eds. *The Proceedings of the International Workshop on Mediterranean Cartilaginous Fish with Emphasis on Southern and Eastern Mediterranean, Istanbul, 2005*, Turkish Marine Research Foundation, Turkey, pp. 128–134.
601. **Soldo, A. & Dulcic, J.** 2005. New record of a great white shark, *Carcharodon carcharias* (Lamnidae) from the eastern Adriatic Sea. *Cybium* 1 (29): 89–90.

602. **Soldo, A., Dulcic, J. & Cetinic, P.** 2000. Contribution to the study of the morphology of the teeth of the nursehound *Scyliorhinus stellaris* (Chondrichthyes: Scyliorhinidae). *Scientia Marina*, 64: 355–356.
603. **Soldo, A. & Jardas, I.** 2002a. Large sharks in the eastern Adriatic. In: M. Vacchi, G. La Mesa, F. Serena & B. Seret, eds. *Proceedings of the 4th meeting of the European Elasmobranch Association*, Livorno, Italy 2000, pp 141–155.
604. **Soldo, A. & Jardas, I.** 2002b. Occurrence of great white shark, *Carcharodon carcharias* (Linnaeus, 1758) and basking shark, *Cetorhinus maximus* (Gunnerus, 1765) in the Eastern Adriatic and their protection. *Periodicum Biologicum*, 104: 195–201.
605. **Soldo, A., Lucic, D. & Jardas, I.** 2008. Basking shark (*Cetorhinus maximus*) occurrence in relation to zooplankton abundance in the eastern Adriatic Sea. *Cybium*, 32: 103–109.
606. **Soldo, A. & Peirce, R.** 2005. Shark chumming in the eastern Adriatic. *Annales, Series Historia Naturalis*, 15: 203–208.
607. **Srour, A. & Abid, N.** 2004. *Prises accessoires dans la pêche de l'espadon pris au FMD dans la côte méditerranéenne du maroc*. Col. Vol. Sci. Pap. ICCAT, 56: 978–980.
608. **Stehmann, M., Bürkel, D.L.** 1984. Rajidae. In P.J.P. Whitehead, M.–L. Bauchot, J.–C. Hureau, J. Nielsen & E. Tortonese, eds. *Fishes of the north–eastern Atlantic and Mediterranean*. UNESCO, Paris, 1: 163–196.
609. **Stergiou, K.I., Economou, A., Papaconstantinou, C., Tsimenides, N. & Kavadas, S.** 1998. Estimates of discards in the Hellenic commercial trawl fishery. *Rapp. Comm. int. Mer Médit.*, 35: 490.
610. **Stergiou, K.I. & Karpouzi, V.S.** 2002. Feeding habits and trophic levels of Mediterranean fish. *Reviews in Fish Biology and Fisheries*, 11: 217–254.
611. **Stergiou, K.I., Moutopoulos, D.K. & Erzini, K.** 2002. Gillnet and longlines fisheries in Cyclades waters (Aegean Sea): species composition and gear competition. *Fisheries Research*, 57: 25–37.
612. **Stergiou, K.I. & Pollard, D.** 1994. A spatial analysis of the commercial fisheries catches from the Hellenic Aegean Sea. *Fisheries Research*, 20: 109–135.
613. **Storai, T.** 2004. Check–list degli elasmobranchi delle acque Toscane (Mar Ligure meridionale, Mar Tirreno Settentrional). Parte I: Squali. *Atti Soc. tosc. Sci. nat, Mem, Serie B*, 111: 7–11.
614. **Storai, T., Celona, A., Zuffa, M. & De Maddalena, A.** 2005. On the occurrence of the porbeagle, *Lamna nasus* (Bonnaterre, 1788) (Chondrichthyes: Lamnidae) off Italian coasts (northern and central Mediterranean Sea): A historical survey. *Annales, Series Historia Naturalis*, 15: 195–202.
615. **Storai, T., Cristo, B., Zuffa, M., Zinzula, L., Floris, A. & Campanile, A.T.** 2006. The Sardinian large elasmobranch database. *Cybium*, 30: 141–144.
616. **Storai, T., Mojetta, A., Zuffa, M. & Giuliani, S.** 2000. Nuove segnalazioni di *Carcharodon carcharias* (L.) nel Mediterraneo centrale. *Atti Soc. Toscana Sci. Nat., Mem. Serie B*, 107: 139–142.
617. **Storai, T., Vanni, S., Zuffa, M. & Biagi, V.** 2003. Occurrence of Great White Shark *Carcharodon carcharias* (Linnaeus, 1758) in waters of Tuscany: analysis and review of the historical and recent records (1876–2002) in the Southern Ligurian Sea and Northern Tyrrhenian Sea. Proceedings 7th EEA Meeting (Cattolica, San Marino, 26–28 September 2003), Book of abstracts: 54.
618. **Storai, T., Zinzula, L., Cristo, B. & Human, B.** 2007. First record of *Carcharhinus brachyurus* (Günther, 1870) (Chondrichthyes: Carcharhinidae), from Sardinian water (Central Mediterranean). *Annales, Series Historia Naturalis*, 17: 177–182.
619. **Storelli, M.M., Giacomini–Stuffer, R. & Marcotrigiano, G.O.** 2002. Total and methylmercury residues in cartilaginous fish from Mediterranean Sea. *Marine Pollution Bulletin*, 44: 1354–1358.

620. **Storelli, M.M., Giacomini, R. & Marcotrigiano, G.O.** 2002. Mercury Accumulation and speciation in Muscle tissue of different species of sharks from Mediterranean Sea, Italy. *Bull. Environ. Contam. Toxicol.*, 68: 201–206.
621. **Tazerouti, F.** 2007. *Biodiversité et bio-écologie des parasites de poissons Sélaciens Hypiotremata du littoral Algérois*. Thèse de doctorat–ès Sciences. Université des sciences et de la technologie Houari Boumediène. Alger: 301pp.
622. **Torres, P., Gonzales, M., Rey, J., Gil de Sola, L., Acosta, J. & Ramos–Segura, A.** 2001. Rose shrimp fishery's associated fauna in not exploited grounds on the Alboran Sea slope (Western Mediterranean Sea). *Rapp. Comm. int. Mer Médit.*, 36: 330.
623. **Tortonese, E.** 1951. I caratteri biologici del Mediterraneo orientale e i problemi relativi. *Attualità Zoologiche*, 7: 207–251.
624. **Tortonese, E.** 1956. *Fauna d'Italia. II. Leptocardia, Cyclostomata, Selachii*. Edizioni Calderini: Bologna, Italy: 332 pp.
625. **Tortonese, E.** 1987. *Pesci del Mediterraneo; recenti studi intorno alla sistematica e distribuzione*. Numero speciale dei Quaderni dell'Istituto di Idrobiologia e Acquacoltura "G. Brunelli". Coop. Editrice Il Ventaglio, Roma. 11 pp.
626. **Torcu, H. & Akaa, Z.** 2000. Study on the Fishes of Edremit Bay (Aegean Sea). *Turkish Journal of Zoology*, 24: 45–61.
627. **Tserpes, G., Tatamanidis, G. & Peristeraki, P.** 2006. *Oilfish and shark by-catches of the Greek swordfish fishery in the eastern Mediterranean; a preliminary analysis applied to "presence-absence" data*. Col. Vol. Sci. Pap. ICCAT 59: 987–991.
628. **Tudela, S., Kai, K.A., Maynou, F., El Andalossi, M. & Guglielmi, P.** 2005. Driftnet fishing and biodiversity conservation: the case study of the large-scale Moroccan driftnet fleet operating in the Alboran Sea (SW Mediterranean). *Biological Conservation*, 121: 65–78.
629. **Turan, C.** 2008. Molecular Systematic Analyses of Mediterranean Skates (Rajiformes). *Turkish Journal of Zoology*, 32 437–442.
630. **Türker, Çakir, D., Torcu Koç, H. & Erdoğan, T.** 2006. Some biological aspects of the lesser spotted dogfish *Scyliorhinus canicula* (Linnaeus, 1758) in Edremit Bay (The Northern Aegean Sea) Turkey. In N. Başusta, Ç. Keskin, F. Serena, B. Seret, eds. *The Proceedings of the International Workshop on Mediterranean Cartilaginous Fish with Emphasis on Southern and Eastern Mediterranean*, Istanbul, 2005, Turkish Marine Research Foundation, Turkey. pp. 17–27.
631. **Tursi, A., D'Onghia, G., Matarrese, A. & Piscitelli, G.** 1993. Observations on population biology of the blackmouth catshark *Galeus melastomus* Chondrichthyes, Scyliorhinidae) in the Ionian Sea. *Cybium*, 17: 187–196.
632. **UNEP–MAP RAC/SPA**, eds. 2003. *Action Plan for the Conservation of Cartilaginous Fishes (Chondrichthyans) in the Mediterranean Sea*. RAC/SPA, Tunis: 56 pp.
633. **UNEP–MAP RAC/SPA**, eds. 2007. *Report on the status of Mediterranean chondrichthyan species*. By M.J. Melendez, & D. Macias. RAC/SPA, Tunis. 241 pp.
634. **Ungaro, N.** 2004. Biological parameters of the Brown ray, *Raja miraletus*, in the southern Adriatic Basin. *Cybium*, 28(2): 174–176.
635. **Ungaro, N., Marano, G. & Marsan, R.** 1996. *Galeus melastomus* Rafinesque (Selachii, Scyliorhinidae): distribuzione e biologia sui fondali batiali del basso Adriatico. *Atti Relaz. Accad. Pugl. Sci.*, 49: 195–207.
636. **Ungaro, N., Marano, G. & Marzano, M.C.** 2002. *On the length-at-maturity of the smallspotted catshark – Scyliorhinus canicula (L.) – in the Southern Adriatic Sea (Mediterranean Sea)*. In M. Vacchi, G. La Mesa, F. Serena & B. Seret, eds. *Proceedings of the 4th meeting of the European Elasmobranch Association*, Livorno, Italy 2000: 171–175.
637. **Ungaro, N., Marano, G. & Musci, E.** 1997. Some aspects of demersal cartilaginous fishes reproduction in south–western Adriatic basin. *Biologica Marina Mediterranea*, 4: 567–570.

638. **Vacchi, M., Biagi, V., Pajetta, R., Fiordiponti, R., Serena, F. & Notarbartolo di Sciara, G.** 2000. Elasmobranch catches by tuna trap of Baratti (Northern Tyrrhenian Sea) from 1898 to 1922. In M. Vacchi, G. La Mesa, F. Serena & B. Seret, eds. Proceedings of the 4th meeting of the European Elasmobranch Association, Livorno, Italy 2000:177–183.
639. **Vacchi, M. & Notarbartolo di Sciara, G.** 2000. The cartilaginous fishes in Italian Seas, a resource that urges to be protected. *Biologica Marina Mediterranea*, 7: 296–311.
640. **Vacchi, M. & Orsi–Relini, L.** 1980. Reproductive patterns in *Etmopterus spinax* (L.) (Chondrichthyes, Squalidae). *Memorie di Biologia Marina e di Oceanografia, Messina*, 10: 341–342.
641. **Vacchi, M. & Serena, F.** 1997. *Squali di notevoli dimensioni nel Mediterraneo centrale*. Quad Civica Stazione Idrobiol Milano, 22:39–45.
642. **Vacchi, M. & Serena, F.** 2000. *On a large specimen of bigeye thresher shark, Alopias superciliosus (Lowe, 1839) (Chondrichthyes: Alopiidae) stranded in Tavolara Island (Eastern Sardinia, Mediterranean)*. In B. Séret & J.–Y. Sire, eds. Proceedings of the 3rd European Elasmobranch Association Meeting, Boulogne–sur–Mer (France), 1999: 84.
643. **Vacchi, M. & Serena, F. & Biagi, V.** 1996. Cattura di *Carcharhinus brachyurus* (Günther, 1870) (Pisces, Selachii, Carcharhinidae), nel Mar Tirreno settentrionale. *Biologica Marina Mediterranea*, 3: 389–390.
644. **Vallas, M., Quetglas, A., Ordines, F. & Moranta, J.** 2011. Feeding ecology of demersal elasmobranchs from the shelf and slope off the Balearic Sea (western Mediterranean). *Scientia Marina*, 75(4). 633–639.
645. **Valsecchi, E., Vacchi, M. & Notarbartolo di Sciara, G.** 2005. Characterization of a New Molecular Marker for Investigating Skate Population Genetics: Analysis of Three Mediterranean Skate Species (genus *Raja*) of Commercial Interest as a Test Case. *J. Northw. Atl. Fish. Sci.*, 35: 225–231.
646. **Vannucci, S., Mancusi, C., Serena, F., Cuoco, C., Voliani, A.** 2006. Feeding Ecology of Rays in South Ligurian Sea. *Biol. Mar. Mediterr.*, 13 (2): 296–297.
647. **Vinciguerra, D.** 1884. Materiali per lo studio della fauna tunisina raccolti da G. et L. Doria. 1. Pesci. *Ann. Mus. Civ. Stor. Natur. Genova*: 393 – 445.
648. **Viva, C., Reale, B. & Sbrana, M.** 2003. Annotated check list of skates (Chondrichthyes; Rajidae) in the northern Tyrrhenian Sea. *Biologia Marina Mediterranea*, 10: 958–965.
649. **Walker, P., Cavanagh, R.D., Ducrocq, M. & Fowler, S.L.** 2005. Chapter 7 – Regional Overviews: Northeast Atlantic (including Mediterranean and Black Sea). Pp: 71–95. In S.L. Fowler, R.D. Cavanagh, M. Camhi, G.H. Burgess, G.M. Cailliet, S.V. Fordham, C.A. C.A. Simpfendorfer & J.A. Musick, eds. 2005. *Sharks, Rays and Chimaeras: The Status of the Chondrichthyan Fishes*. IUCN SSC Shark Specialist Group. IUCN, Gland, Switzerland and Cambridge, UK
650. **Yiğın, C. & Ismen, A.** 2009. Length–weight relationships for seven rays from Saros Bay (North Aegean Sea). *Journal of Applied Ichthyology*, 25:106–108.
651. **Yiğın, C. & Ismen, A.** 2010a. Diet of thornback ray (*Raja clavata* Linnaeus, 1758) in saros bay (the north Aegean Sea). *Rapp. Comm. int. Mer Médit*, 39: 700.
652. **Yiğın, C. & Ismen, A.** 2010b. Age, growth, reproduction and feed of longnosed skate, *Dipturus oxyrinchus* (Linnaeus, 1758) in Saros Bay, the north Aegean Sea. *Journal of Applied Ichthyology*. 26, 913–919.
653. **Yeldan, H. & Avsar, D.** 2006. Sediment structure and occurrence of skates and rays inhabiting in Babadillimani bight located in northeastern Mediterranean. pp. 35–41. In N. Başusta, Ç. Keskin, F. Serena & B. Seret, eds. *The Proceedings of the International Workshop on Mediterranean Cartilaginous Fish with Emphasis on Southern and Eastern Mediterranean, Istanbul, 2005*, Turkish Marine Research Foundation, Turkey.
654. **Yeldan, H., Avsar, D. & Manaşirli, M.** 2009. Age, growth and feeding of the common stingray (*Dasyatis pastinaca*, L. 1758) in the Cilician coastal basin, northeastern Mediterranean Sea. *Journal of Applied Ichthyology*, 25: 98–102.

655. **Yeldan, H. & Avsar, D.** 2007. Length–weight relationship for five elasmobranch species from the Cilician Basin shelf waters (Northeastern Mediterranean). *Journal of Applied Ichthyology*, 23: 713–714.
656. **Yucee.** 2006. The rough ray, *Raja radula* Delaroché, 1809 (Rajidae), new to the Sea of Marmara, Turkey. *Zoology in the Middle East*, 39: 112.
657. **Zava, B. & Montagna, E.** 1992. Cattura di *Odontaspis ferox* (Risso, 1810) al largo di Linosa (Isole Pelagie, Sicilia) (Selachii, Galeoidea). *Boll Museo Reg Sci Nat Torino* 10:359–365.
658. **Zogaris, S. & Dussling, U.** 2010. On the occurrence of the Bull ray *Pteromylaeus bovinus* (Chondrichthyes: Myliobatidae) in the Amvrakikos Gulf, Greece. *Mediterranean Marine Science*, 11: 177–184.
659. **Zuffa, M., Soldo, A. & Storai, T.** 2001. Preliminary observations on abnormal abundance of *Cetorhinus maximus* (Gunnerus, 1765) in the central and northern Adriatic Sea. *Annales, Series Historia Naturalis*, 11: 185–192.
660. **Zupanovic, S.** 1961. Contribution to the knowledge of the biology of the Adriatic Chondrichthyes fish. *Acta Adriatica*, 9: 151p.
661. **Zupa, W., Donnalioia, M., Gaudio, P., Intini, S. & Carbonara, P.** 2010. Occurrence of *Leucoraja fullonica* (Linnaeus, 1758) in the South Adriatic Sea. 41st Congress of the Società Italiana di Biologia Marina.

Appendix II– Distribution of papers on elasmobranchs by geographic areas, species or group of species and topics (numbers are those of references in appendix 1)

1. THE DISTRIBUTION OF ALL AVAILABLE PAPERS BY AREAS

1.1 Black Sea (28 papers)

18, 19, 21, 247, 249, 250, 251, 252, 253, 254, 270, 277, 289, 290, 313, 374, 376, 401, 408, 409, 410, 422, 529, 549, 550, 551, 571 and 572.

1.2 Marmara Sea (6 papers)

372, 380, 381, 386, 387 and 656

1.3 Western Mediterranean (373 papers)

7, 8, 9, 14, 16, 20, 22, 23, 24, 26, 27, 28, 29, 30, 31, 32, 33, 34, 44, 45, 46, 47, 48, 49, 53, 54, 55, 56, 57, 58, 59, 60, 61, 62, 63, 72, 73, 74, 75, 76, 79, 80, 81, 82, 83, 84, 85, 86, 87, 89, 90, 91, 92, 93, 94, 95, 96, 97, 98, 99, 100, 101, 102, 103, 104, 105, 106, 107, 108, 109, 110, 111, 112, 113, 114, 115, 116, 117, 118, 119, 120, 121, 122, 123, 124, 125, 126, 127, 128, 129, 130, 131, 132, 133, 135, 136, 137, 138, 139, 141, 142, 143, 144, 145, 146, 147, 148, 149, 150, 151, 152, 153, 154, 155, 156, 157, 158, 160, 161, 162, 163, 164, 165, 166, 167, 168, 169, 170, 171, 172, 173, 175, 176, 177, 178, 179, 180, 181, 182, 183, 185, 186, 187, 188, 189, 190, 191, 192, 193, 194, 195, 196, 203, 205, 206, 207, 209, 210, 211, 212, 213, 215, 216, 219, 222, 224, 225, 226, 229, 230, 231, 233, 238, 239, 245, 246, 255, 257, 258, 262, 263, 266, 269, 278, 279, 280, 291, 292, 293, 294, 296, 297, 298, 299, 301, 303, 304, 305, 306, 307, 308, 313, 314, 315, 316, 317, 320, 321, 322, 324, 336, 337, 340, 341, 342, 343, 344, 345, 346, 347, 348, 349, 350, 351, 352, 353, 354, 355, 407, 411, 412, 413, 420, 421, 424, 425, 426, 428, 429, 440, 441, 442, 443, 455, 456, 457, 458, 459, 460, 461, 462, 463, 464, 465, 466, 467, 468, 469, 470, 471, 472, 473, 474, 475, 476, 477, 478, 479, 483, 484, 485, 486, 487, 488, 489, 490, 491, 492, 493, 494, 495, 496, 497, 498, 499, 500, 501, 502, 508, 509, 510, 514, 515, 516, 517, 518, 519, 520, 521, 522, 523, 524, 525, 526, 527, 528, 533, 534, 535, 536, 537, 538, 539, 540, 541, 542, 543, 544, 545, 548, 552, 564, 571, 572, 573, 574, 575, 576, 577, 578, 579, 580, 581, 582, 583, 584, 585, 586, 587, 588, 589, 590, 591, 592, 599, 607, 608, 610, 613, 614, 615, 617, 618, 619, 620, 621, 622, 624, 625, 628, 632, 633, 638, 639, 640, 642, 643, 644, 645, 646, 647, 648 and 649.

1.4 Central Mediterranean (208 papers)

7, 12, 15, 17, 23, 43, 53, 64, 65, 66, 67, 68, 69, 70, 71, 72, 77, 78, 133, 134, 140, 141, 154, 155, 158, 159, 174, 184, 197, 198, 199, 200, 201, 202, 204, 208, 217, 218, 220, 221, 226, 228, 229, 232, 236, 237, 240, 241, 242, 243, 246, 255, 256, 257, 259, 260, 261, 264, 265, 267, 268, 269, 273, 274, 275, 276, 282, 283, 284, 285, 286, 287, 288, 291, 297, 298, 299, 300, 301, 302, 303, 304, 305, 306, 313, 318, 319, 323, 325, 339, 340, 359, 360, 361, 362, 363, 364, 365, 366, 367, 368, 369, 370, 394, 395, 396, 406, 414, 415, 416, 417, 418, 419, 429, 430, 431, 432, 433, 434, 435, 436, 437, 438, 439, 445, 446, 450, 451, 453, 454, 481, 482, 503, 504, 505, 506, 507, 510, 511, 512, 513, 524, 525, 528, 530, 531, 532, 536, 548, 553, 554, 555, 556, 557, 558, 559, 560, 561, 562, 563, 565, 566, 567, 568, 569, 570, 571, 572, 577, 581, 590, 592, 593, 594, 596, 597, 598, 599, 600, 601, 602, 603, 604, 605, 606, 608, 609, 610, 614, 616, 619, 620, 624, 625, 631, 632, 633, 634, 635, 636, 637, 641, 649, 657, 658, 659, 660 and 661.

1.5 Eastern Mediterranean (134 papers)

1, 2, 3, 4, 5, 6, 7, 10, 11, 13, 25, 35, 36, 37, 38, 39, 40, 41, 42, 50, 51, 52, 72, 155, 214, 223, 227, 228, 234, 235, 244, 248, 270, 271, 272, 281, 291, 295, 297, 305, 306, 309, 310, 311, 312, 313, 326, 327, 328, 329, 330, 331, 332, 333, 334, 335, 338, 356, 357, 358, 371, 373, 375, 376, 377, 378, 379, 382, 383, 384, 385, 388, 389, 390, 391, 392, 393, 397, 398, 399, 400, 402, 403, 404, 405, 405, 423, 427, 444, 447, 448, 449, 450, 451, 452, 453, 454, 480, 481, 482, 528, 546, 547, 548, 571, 572, 581, 590, 595, 599, 608, 610, 611, 612, 619, 620, 623, 626, 627, 629, 630, 632, 633, 649, 650, 651, 652, 653, 654 and 655.

2. THE DISTRIBUTION OF AVAILABLE PAPERS BY SPECIES OR GROUP OF SPECIES

2.1 Batoids (207 papers)

1, 2, 3, 4, 5, 6, 8, 13, 16, 26, 27, 28, 35, 36, 37, 38, 41, 42, 45, 46, 47, 48, 49, 50, 58, 60, 65, 75, 76, 77, 79, 81, 83, 85, 90, 91, 92, 93, 94, 95, 96, 97, 99, 100, 103, 104, 105, 106, 107, 108, 110, 111, 112, 113, 114, 115, 116, 117, 118, 121, 125, 126, 129, 130, 131, 134, 135, 138, 140, 143, 146, 147, 148, 149, 150, 153, 161, 163, 164, 165, 166, 170, 171, 172, 173, 174, 177, 178, 182, 184, 193, 195, 197, 198, 199, 200, 201, 202, 204, 205, 210, 211, 214, 217, 230, 231, 232, 239, 241, 250, 254, 275, 276, 280, 282, 283, 284, 285, 286, 287, 288, 289, 290, 295, 315, 323, 330, 350, 351, 352, 353, 354, 357, 358, 361, 362, 364, 369, 373, 394, 395, 396, 406, 407, 409, 418, 419, 422, 428, 432, 442, 446, 457, 458, 459, 460, 464, 465, 487, 488, 489, 490, 491, 492, 493, 495, 498, 511, 512, 514, 516, 520, 522, 527, 530, 537, 543, 545, 549, 550, 551, 565, 567, 573, 575, 578, 580, 581, 582, 585, 596, 608, 621, 629, 634, 645, 646, 648, 651, 652, 654, 656, 658 and 661.

2.2 Sharks (293 papers)

7, 10, 12, 18, 19, 21, 25, 29, 30, 31, 32, 33, 34, 36, 40, 43, 44, 53, 54, 56, 59, 61, 62, 63, 67, 69, 71, 72, 73, 74, 78, 80, 82, 84, 87, 88, 89, 101, 102, 109, 119, 120, 122, 123, 124, 127, 128, 136, 137, 139, 142, 144, 151, 154, 155, 156, 157, 158, 160, 167, 168, 175, 176, 179, 180, 183, 185, 186, 187, 188, 189, 190, 191, 192, 194, 196, 203, 206, 207, 208, 209, 213, 215, 216, 218, 219, 220, 221, 223, 224, 225, 226, 227, 228, 229, 233, 235, 236, 237, 238, 240, 242, 244, 245, 246, 247, 248, 251, 252, 253, 255, 256, 257, 258, 259, 260, 261, 262, 263, 264, 265, 266, 267, 268, 270, 271, 273, 274, 277, 296, 297, 298, 299, 300, 301, 302, 303, 304, 305, 306, 311, 312, 318, 320, 321, 322, 324, 326, 334, 336, 337, 342, 345, 346, 347, 348, 349, 355, 356, 360, 363, 366, 367, 368, 374, 379, 380, 381, 382, 383, 384, 385, 386, 387, 388, 389, 390, 391, 392, 393, 401, 402, 403, 404, 408, 410, 411, 412, 414, 415, 416, 417, 425, 429, 431, 433, 434, 435, 436, 437, 438, 439, 443, 447, 448, 449, 450, 451, 452, 453, 454, 462, 463, 468, 469, 470, 471, 472, 474, 475, 478, 479, 481, 483, 484, 485, 496, 497, 500, 501, 505, 508, 509, 515, 519, 521, 526, 529, 532, 538, 539, 540, 541, 542, 544, 552, 553, 554, 555, 556, 557, 558, 559, 560, 561, 562, 563, 568, 579, 583, 586, 587, 591, 594, 595, 597, 599, 600, 601, 602, 603, 604, 605, 606, 614, 616, 617, 618, 620, 627, 628, 630, 631, 635, 636, 640, 642, 643, 657 and 659.

2.3 Batoids and sharks (142 papers)

9, 15, 17, 20, 22, 23, 57, 70, 80, 86, 98, 132, 133, 141, 145, 152, 159, 162, 169, 181, 212, 222, 234, 243, 249, 254, 269, 272, 278, 279, 281, 291, 292, 293, 307, 308, 309, 310, 313, 319, 325, 327, 329, 335, 338, 339, 340, 341, 343, 344, 359, 365, 370, 371, 372, 375, 376, 378, 397, 398, 399, 400, 405, 413, 420, 421, 423, 424, 426, 427, 430, 440, 444, 445, 455, 456, 465, 466, 473, 476, 477, 480, 482, 486, 494, 499, 502, 503, 504, 506, 507, 510, 513, 517, 518, 523, 524, 525, 528, 531, 533, 534, 535, 536, 546, 547, 548, 564, 566, 569, 570, 572, 574, 576, 577, 584, 589, 590, 592, 593, 598, 609, 610, 611, 612, 613, 615, 619, 621, 622, 624, 626, 632, 633, 637, 638, 639, 641, 644, 649, 655 and 600.

2.4 GFCM priority species

Prionace glauca (Seven papers): 244, 265, 267, 321, 347, 450 and 451.

Isurus oxyrinchus (Three papers): 119, 220 and 221.

Lamna nasus (Three papers): 433, 614.

Squatina squatina (One paper): 183.

Rostroraja (Raja) alba (Two papers): 96, and 106.

2.5 Some endangered species

Carcharodon carcharias (27 papers): 29, 33, 216, 218, 220, 238, 255, 256, 257, 259, 263, 298, 299, 300, 302, 318, 381, 392, 463, 474, 515, 559, 601, 604, 620, 616 and 617.

Cetorhinus maximus (13 papers): 154, 266, 377, 383, 415, 429, 586, 587, 604, 605 and 659.

Mobula mobular (Seven papers): 65, 143, 195, 217, 350, 495, and 567.

2.6. Papers dealing with fisheries and bycatch of elasmobranchs

9, 11, 15, 21, 23, 28, 53, 57, 70, 73, 77, 207, 237, 244, 245, 246, 249, 264, 265, 267, 268, 269, 270, 273, 277, 282, 284, 291, 305, 308, 317, 320, 339, 340, 341, 343, 344, 345, 371, 390, 400, 406, 413, 423, 424, 427, 428, 429, 440, 449, 452, 453, 454, 456, 457, 466, 473, 477, 497, 499, 506, 508, 510, 511, 512, 513, 531, 535, 536, 538, 543, 546, 548, 552, 554, 562, 564, 566, 573, 574, 576, 583, 584, 591, 607, 609, 611, 612, 622, 627, 628, 638 and 649.

3. DISTRIBUTION OF THE PAPERS ACCORDING FISHING GEARS

- **Trawls** (47 papers): 9, 11, 15, 21, 23, 28, 53, 70, 77, 207, 270, 277, 282, 305, 339, 344, 345, 370, 390, 400, 406, 413, 423, 427, 428, 429, 466, 473, 508, 513, 531, 535, 536, 543, 546, 548, 552, 554, 552, 564, 566, 573, 583, 574, 609, 612 and 622.
- **Longline** (30 papers): 70, 73, 246, 249, 264, 265, 267, 268, 305, 308, 320, 424, 449, 452, 453, 456, 497, 499, 506, 510, 511, 512, 627, 538, 552, 554, 562, 607, 611 and 627.
- **Drifnets** (Four papers): 269, 291, 591 and 628.
- **Gillnets and Trammel nets** (8 papers): 237, 284, 390, 429, 477, 552, 554 and 611.
- **Purse seine** (Two papers): 317 and 429.
- **Tuna trap** (Three papers): 57, 341 and 638.

3.1 Distribution of the papers on fisheries following geographic areas

- **Western Mediterranean** (43 papers): 9, 11, 23, 28, 53, 57, 73, 207, 246, 268, 305, 308, 317, 320, 341, 413, 423, 424, 428, 429, 43, 456, 457, 466, 473, 477, 497, 499, 510, 535, 536, 538, 543, 564, 566, 573, 574, 576, 591, 607, 622, 628 and 638.
- **Central Mediterranean** (24 papers): 15, 23, 53, 70, 237, 246, 265, 267, 268, 269, 284, 305, 339, 427, 429, 453, 454, 506, 510, 511, 531, 536, 552 and 554.
- **Eastern Mediterranean** (11 papers): 270, 305, 371, 390, 452, 453, 454, 546, 611, 612 and 627.
- **Black Sea** (Three papers): 21, 277 and 529.

4. PAPERS ON THE REPRODUCTIVE BIOLOGY OF ELASMOBRANCHS (134 PAPERS)

3, 4, 6, 10, 13, 19, 25, 26, 27, 31, 79, 80, 81, 82, 83, 84, 85, 87, 94, 95, 96, 101, 102, 103, 107, 108, 109, 110, 112, 114, 115, 116, 117, 118, 120, 124, 127, 128, 134, 135, 140, 141, 142, 144, 151, 152, 155, 156, 157, 160, 161, 165, 166, 167, 168, 170, 171, 172, 173, 174, 175, 176, 178, 179, 183, 185, 187, 188, 189, 190, 191, 192, 193, 196, 198, 200, 201, 202, 204, 205, 206, 210, 213, 214, 223, 227, 232, 237, 247, 250, 252, 253, 277, 282, 283, 285, 287, 334, 336, 337, 354, 358, 361, 363, 382, 396, 401, 402, 403, 404, 410, 434, 438, 439, 447, 448, 450, 451, 527, 532, 542, 543, 549, 552, 555, 556, 557, 560, 578, 579, 631, 634, 636 and 640.

4.1 Distribution of Papers on the reproductive biology of elasmobranchs by geographic areas

Western Mediterranean (75 papers)

26, 27, 31, 79, 80, 81, 82, 83, 84, 85, 87, 94, 95, 96, 101, 102, 103, 107, 108, 109, 110, 112, 114, 115, 116, 117, 118, 120, 124, 127, 128, 135, 142, 144, 151, 152, 156, 157, 160, 161, 165, 166, 167, 168, 170, 171, 172, 173, 175, 176, 178, 179, 183, 185, 187, 188, 189, 190, 191, 192, 193, 196, 205, 206, 210, 213, 336, 337, 354, 527, 542, 543, 578, 579 and 640.

Central Mediterranean (33 papers):

134, 140, 141, 155, 174, 198, 200, 201, 202, 204, 232, 237, 282, 283, 285, 287, 354, 361, 363, 396, 434, 438, 439, 450, 451, 532, 552, 555, 556, 557, 560, 634 and 636.

Eastern Mediterranean (20 papers):

3, 4, 6, 10, 13, 25, 214, 223, 227, 334, 358, 382, 402, 403, 404, 447, 448, 450, 451 and 631.

Black Sea (9 papers):

19, 247, 250, 252, 253, 277, 401, 410 and 549.

5. AVAILABLE PAPERS ON AGE AND GROWTH OF ELASMOBRANCHS (22 PAPERS)

2, 18, 19, 37, 42, 58, 77, 78, 248, 251, 288, 324, 357, 358, 396, 438, 439, 450, 578, 594, 652, and 654.

6. PAPERS ON FOOD AND FEEDING HABITS OF ELASMOBRANCHS (94 PAPERS)

1, 3, 5, 19, 20, 38, 43, 44, 84, 87, 88, 89, 90, 91, 92, 97, 104, 105, 106, 111, 113, 120, 128, 129, 130, 131, 137, 138, 146, 176, 177, 197, 199, 209, 218, 230, 237, 239, 250, 254, 282, 286, 289, 295, 296, 298, 302, 312, 315, 329, 357, 358, 360, 366, 367, 368, 369, 375, 378, 379, 382, 394, 395, 397, 422, 425, 425, 436, 443, 447, 462, 479, 482, 500, 501, 502, 543, 550, 551, 552, 553, 557, 558, 563, 565, 578, 610, 630, 644, 646, 651, 652 and 654.

6.1 Distribution of Papers on Food and feeding habits of elasmobranchs by geographic areas

Western Mediterranean (48 papers)

20, 44, 84, 87, 88, 89, 90, 91, 92, 97, 104, 105, 106, 111, 113, 120, 128, 129, 130, 131, 137, 138, 146, 176, 177, 209, 239, 282, 286, 296, 298, 315, 321, 394, 395, 425, 436, 443, 462, 479, 482, 500, 501, 502, 543, 578, 610 and 644.

Central Mediterranean: (20 papers):

43, 197, 199, 218, 230, 237, 302, 360, 366, 367, 368, 369, 552, 553, 557, 558, 563, 565, 610 and 646.

Eastern Mediterranean (19 papers):

1, 3, 5, 38, 295, 312, 357, 358, 375, 378, 379, 382, 397, 448, 610, 630, 651, 652 and 654.

Black Sea (Seven papers):

18, 250, 254, 289, 422, 550 and 551.

Appendix III – List of elasmobranchs of the Mediterranean and the Black Sea

All listed species are recorded in the Mediterranean Sea

*Species recorded in the Black Sea

? Doubtful presence in the Black Sea

SHARKS

Order **HEXANCHIFORMES**. Cow & frilled sharks

Family **HEXANCHIDAE**. Sixgill & sevengill sharks

Hepranchias perlo (Bonnaterre, 1788). Sharpnose sevengill shark

Hexanchus griseus (Bonnaterre, 1788). Bluntnose sixgill shark

Hexanchus nakamurai Teng, 1962. Bigeye sixgill shark

Order **SQUALIFORMES**. Dogfish sharks

Family **ECHINORHINIDAE**. Bramble sharks

**Echinorhinus brucus* (Bonnaterre, 1788). Bramble shark

Family **SQUALIDAE**. Dogfish sharks

**Squalus acanthias* Linnaeus, 1758. Piked dogfish

**Squalus blainvillei* (Risso, 1826). Longnose spurdog

Squalus megalops (Macleay, 1881). Shortnose spurdog

Family **CENTROPHORIDAE**. Gulper sharks

Centrophorus granulosus (Bloch & Schneider, 1801). Gulper shark

Centrophorus uyato (Rafinesque, 1810)

Family **ETMOPTERIDAE**. Lantern sharks

Etmopterus spinax (Linnaeus, 1758). Velvet belly

Family **SOMNIOSIDAE**. Sleeper sharks

Centroscymnus coelolepis Bocage & Capello, 1864. Portugese dogfish

Somniosus rostratus (Risso, 1810). Little sleeper shark

Family **OXYNOTIDAE**. Roughsharks

Oxynotus centrina (Linnaeus, 1758). Angular roughshark

Family **DALATIIDAE**. Kitefin sharks

Dalatias licha (Bonnaterre, 1788). Kitefin shark

Order **SQUATINIFORMES**. Angel sharks

Family **SQUATINIDAE**. Angel sharks

Squatina aculeata Dumeril, in Cuvier, 1817. Sawback angelshark

Squatina oculata Bonaparte, 1840. Smoothback angelshark

**Squatina squatina* (Linnaeus, 1758). Angelshark.

Order **LAMNIFORMES**. Mackerel sharks

Family **ODONTASPIDIDAE**. Sand tiger sharks

Carcharias taurus Rafinesque, 1810. Sand tiger shark

Odontaspis ferox (Risso, 1810). Smalltooth sand tiger

Family **ALOPIIDAE**. Thresher sharks

Alopias superciliosus (Lowe, 1839). Bigeye thresher

Alopias vulpinus (Bonnaterre, 1788). Thresher shark

Family **CETORHINIDAE**. Basking sharks

Cetorhinus maximus (Gunnerus, 1765). Basking shark.

Family **LAMNIDAE**. Mackerel sharks

Carcharodon carcharias (Linnaeus, 1758). Great white shark

Isurus oxyrinchus Rafinesque, 1810. Shortfin mako

Isurus paucus Guitart Manday, 1966. Longfin mako

Lamna nasus (Bonnaterre, 1788). Porbeagle shark.

Order **CARCHARHINIFORMES**. Ground sharks

Family **SCYLIORHINIDAE**. Cat sharks

- **Scyliorhinus canicula* (Linnaeus, 1758). Smallspotted catshark
- Scyliorhinus stellaris* (Linnaeus, 1758). Nursehound
- Galeus atlanticus* (Vaillant, 1888). Atlantic catshark
- Galeus melastomus* Rafinesque, 1810. Blackmouth catshark

Family **TRIAKIDAE**. Hound sharks

- Galeorhinus galeus* (Linnaeus, 1758). Tope shark
- Mustelus asterias* Cloquet, 1821. Starry smoothhound
- Mustelus mustelus* (Linnaeus, 1758). Smoothhound
- Mustelus punctulatus* Risso, 1826. Blackspot smoothhound

Family **CARCHARHINIDAE**. Requiem sharks

- Carcharhinus altimus* (Springer, 1950). Bignose shark
- Carcharhinus brachyurus* (Günther, 1870). Bronze whaler shark
- Carcharhinus brevipinna* (Müller & Henle, 1839). Spinner shark
- Carcharhinus falciformis* (Bibron, in Müller & Henle, 1839). Silky shark
- C. limbatus* (Valenciennes, in Müller & Henle, 1839). Blacktip shark
- C. melanopterus* (Quoy & Gaimard, 1824). Blacktip reef shark
- Carcharhinus obscurus* (Lesueur, 1818). Dusky shark
- Carcharhinus plumbeus* (Nardo, 1827). Sandbar shark
- Galeocerdo cuvier* (Peron & Lesueur, in Lesueur, 1822). Tiger shark
- Prionace glauca* (Linnaeus, 1758). Blue shark
- Rhizoprionodon acutus* (Rüppell, 1837). Milk shark

Family **SPHYRNIDAE**. Hammerhead sharks

- Sphyrna (Sphyrna) lewini* (Griffith & Smith, in Cuvier et al., 1834). Scalloped hammerhead
- Sphyrna (Sphyrna) mokarran* (Rüppell, 1837). Great hammerhead
- Sphyrna (Mesozygaena) tudes* (Valenciennes, 1822). Smalleye hammerhead
- **Sphyrna (Sphyrna) zygaena* (Linnaeus, 1758). Smooth hammerhead

BATOIDS (SKATES and RAYS)

Order **PRISTIFORMES**. Sawfishes

Family **PRISTIDAE**. Sawfishes

- Pristis pectinata* Latham, 1794. Smalltooth sawfish
- Pristis pristis* (Linnaeus, 1758). Common sawfish

Order **RHINOBATIFORMES**. Guitarfishes

Family **RHINOBATIDAE**. Guitarfishes

- Rhinobatos (Glaucostegus) cemiculus* St. Hilaire, 1817. Blackchin guitarfish
- Rhinobatos (Rhinobatos) rhinobatos* (Linnaeus, 1758). Common guitarfish

Order **TORPEDINIFORMES**. Electric rays

Family **TORPEDINIDAE**. Torpedo rays

- Torpedo (Tetronarce) nobiliana* Bonaparte, 1835. Great torpedo
- Torpedo (Torpedo) sinuspersici*
- Torpedo (Torpedo) marmorata* Risso, 1810. Spotted torpedo
- Torpedo (Torpedo) torpedo* (Linnaeus, 1758). Ocellate torpedo

Order **RAJIFORMES**. Skates

Family **RAJIDAE**. Skates

- **Dipturus batis* Linnaeus, 1758. Gray skate ?
- Dipturus oxyrinchus* Linnaeus, 1758. Sharpnose skate
- Dipturus nidarosiensis* (Storm, 1881). Norwegian skate
- Leucoraja circularis* Couch, 1838. Sandy skate
- Leucoraja fullonica* Linnaeus, 1758. Shagreen skate
- Leucoraja melitensis* Clark, 1926. Maltese skate
- Leucoraja naevus* Müller & Henle, 1841. Cuckoo skate
- Raja undulata* Lacepede, 1802. Undulate skate
- Raja africana* Capape, 1977. African skate
- Raja asterias* Delaroche, 1809. Atlantic starry skate
- **Raja brachyura* Lafont, 1873. Blonde skate?
- **Raja clavata* Linnaeus, 1758. Thornback skate
- Raja miraletus* Linnaeus, 1758. Twineye skate
- **Raja montagui* Fowler, 1910. Spotted skate?
- Raja polystigma* Regan, 1923. Speckled skate
- Raja radula* Delaroche, 1809. Rough skate
- Rostroraja alba* Lacepede, 1803. White skate

Order **MYLIOBATIFORMES**. Stingrays

Family **DASYATIDAE**. Whiptail stingrays

- Dasyatis centroura* (Mitchill, 1815). Roughtail stingray
- Dasyatis marmorata* (Steindachner, 1892). Marbled stingray
- **Dasyatis pastinaca* (Linnaeus, 1758). Common stingray
- Dasyatis tortonesei* Capape, 1975. Tortonese's stingray
- Himantura uarnak* (Forsskael, 1775). Honeycomb whipray
- Pteroplatytrygon violacea* (Bonaparte, 1832). Pelagic stingray
- Taeniura grabata* (Geoffroy St. Hilaire, 1817). Round fantail stingray

Family **GYMNURIDAE**. Butterfly rays

- **Gymnura altavela* (Linnaeus, 1758). Spiny butterfly ray

Family **MYLIOBATIDAE**. Eagle rays

- Myliobatis aquila* (Linnaeus, 1758). Common eagle ray
- Pteromylaeus bovinus* (Geoffroy St. Hilaire, 1817). Bullray

Family **RHINOPTERIDAE**. Cownose rays

- Rhinoptera marginata* (Geoffroy St. Hilaire, 1817). Lusitanian cownose ray

Family **MOBULIDAE**. Devil rays



- Mobula mobular* (Bonnaterre, 1788). Giant devilray

Appendix IV– The regional IUCN Red List status of all assessed Mediterranean elasmobranch species (Gibson et al., 2007)

Scientific name	Common name	Threatened Status Mediterranean assessment
<i>Oxynotus centrina</i>	Angular roughshark	CR A2bd
<i>Squatina aculeata</i>	Sawback angelshark	CR A2bcd+3cd+4bcd
<i>Squatina oculata</i>	Smoothback angelshark	CR A2bcd+3cd+4bcd
<i>Squatina squatina</i>	Angelshark	CR A2bcd+3cd+4bcd
<i>Pristis pectinata</i>	Smalltooth sawfish	CR A2bcd+3cd+4bcd
<i>Pristis pristis</i>	Common sawfish	CR A2bcd+3cd+4bcd
<i>Dipturus batis</i>	Common skate	CR A2bcd+4bcd
<i>Leucoraja melitensis</i>	Maltese skate	CR A2bcd+3bcd+4bcd
<i>Rostroraja alba</i>	White skate	CR A2cd+4cd
<i>Gymnura altavela</i>	Spiny butterfly ray	CR A2bcd
<i>Carcharias taurus</i>	Sand tiger shark	CR A2abcd+3cd+4abcd
<i>Isurus oxyrinchus</i>	Shortfin mako	CR A2acd+3cd+4acd
<i>Lamna nasus</i>	Porbeagle shark	CR A2bd
<i>Squalus acanthias</i>	Spiny dogfish	EN A2bd+4bd (VU Black Sea)
<i>Rhinobatos cemiculus</i>	Blackchin guitarfish	EN A4cd
<i>Rhinobatos rhinobatos</i>	Common guitarfish	EN A4cd
<i>Leucoraja circularis</i>	Sandy skate	EN A2bcd+3bcd+4bcd
<i>Giant devilray</i>	Giant devilray	EN A4d
<i>Odontaspis ferox</i>	Smalltooth sand tiger	EN A2abd+4abd
<i>Carcharodon carcharias</i>	Great white shark	EN A2bc+3bc+4bc
<i>Carcharhinus plumbeus</i>	Sandbar shark	EN A2bd+4bd
<i>Heptranchias perlo</i>	Sharpnose sevengill	VU A2d+3d+4d
<i>Centrophorus granulosus</i>	Gulper shark	VU A3d+4d
<i>Alopias vulpinus</i>	Thresher shark	VU A2bd+3bd
<i>Cetorhinus maximus</i>	Basking shark	VU A2bd
<i>Galeorhinus galeus</i>	Tope shark	VU A2bd
<i>Mustelus asterias</i>	Starry smoothhound	VU A2ab+3bd+4ab
<i>Mustelus mustelus</i>	Smoothhound	VU A2ab+3bd+4ab
<i>Prionace glauca</i>	Blue shark	VU A3bd+4bd
<i>Sphyrna zygaena</i>	Smooth hammerhead	VU A4bd
<i>Chimaera monstrosa</i>	Rabbitfish	NT
<i>Hexanchus griseus</i>	Bluntnose sixgill shark	NT
<i>Dipturus oxyrinchus</i>	Sharpnose skate	NT
<i>Leucoraja naevus</i>	Cuckoo skate	NT
<i>Raja clavata</i>	Thornback skate	NT
<i>Raja polystigma</i>	Speckled skate	NT
<i>Dasyatis centroura</i>	Roughtail stingray	NT
<i>Dasyatis pastinaca</i>	Common stingray	NT
<i>Pteroplatytrygon violacea</i>	Pelagic stingray	NT
<i>Myliobatis aquila</i>	Common eagle ray	NT
<i>Rhinoptera marginata</i>	Lusitanian cownose ray	NT
<i>Galeus atlanticus</i>	Atlantic catshark	NT
<i>Scyliorhinus stellaris</i>	Nursehound	NT
<i>Etmopterus spinax</i>	Velvet belly	LC
<i>Centroscymnus coelolepis</i>	Portuguese dogfish	LC
<i>Somniosus rostratus</i>	Little sleeper shark	LC
<i>Torpedo marmorata</i>	Spotted torpedo ray	LC
<i>Torpedo torpedo</i>	Ocellate torpedo ray	LC

Scientific name	Common name	Threatened Status Mediterranean assessment
<i>Raja asterias</i>	Atlantic starry skate	LC
<i>Raja miraletus</i>	Twineye skate	LC
<i>Raja montagui</i>	Spotted skate	LC
<i>Galeus melastomus</i>	Blackmouth catshark	LC
<i>Scyliorhinus canicula</i>	Smallspotted catshark	LC
<i>Hexanchus nakamurai</i>	Bigeye sixgill shark	DD
<i>Echinorhinus brucus</i>	Bramble shark	DD
<i>Dalatias licha</i>	Kitefin shark	DD
<i>Torpedo nobiliana</i>	Great torpedo ray	DD
<i>Leucoraja fullonica</i>	Shagreen skate	DD
<i>Raja brachyura</i>	Blonde skate	DD
<i>Raja radula</i>	Rough skate	DD
<i>Raja undulata</i>	Undulate skate	DD
<i>Dasyatis chrysonota</i>	Blue stingray	DD
<i>Himantura uarnak</i>	Honeycomb whipray	DD
<i>Taeniura grabata</i>	Round fantail stingray	DD
<i>Alopias superciliosus</i>	Bigeye thresher	DD
<i>Mustelus punctulatus</i>	Blackspot smoothhound	DD
<i>Carcharhinus altimus</i>	Bignose shark	DD
<i>Carcharhinus brachyurus</i>	Bronze whaler shark	DD
<i>Carcharhinus brevipinna</i>	Spinner shark	DD
<i>Carcharhinus limbatus</i>	Blacktip shark	DD
<i>Carcharhinus obscurus</i>	Dusky shark	DD

Appendix V – Colour plates of sharks and rays




HEXANCHIDAE *Heptanchias perlo*



HEXANCHIDAE *Hexanchus griseus*



SQUALIDAE *Squalus megalops*



SQUALIDAE *Squalus blainvillei*



CENTROPHORIDA *Centrophorus granulosus*



OXYNOTIDAE *Oxynotus centrina*



SQUATINIDAE *Squatina squatina*



SQUATINIDAE *Squatina aculeata*



SQUATINIDAE *Squatina oculata*



ALOPIIDAE *Alopias vulpinus*



CETORHINIDAE *Cetorhinus maximus (juvenile)*



Pregnant female

Embryos

Tooth

LAMNIDAE *Carcharodon carcharias*



LAMNIDAE *Isurus oxyrinchus*



SCYLORHINIDAE *Scyliorhinus canicula*



SCYLORHINIDAE *Scyliorhinus stellaris*



TRIAKIDAE *Mustelus punctulatus*



TRIAKIDAE *Mustelus mustelus*



TRIAKIDAE *Mustelus asterias*



CARCHARHINIDAE *Prionace glauca*



CARCHARHINIDAE *Carcharhinus plumbeus*



CARCHARHINIDAE *Carcharhinus brevipinna*



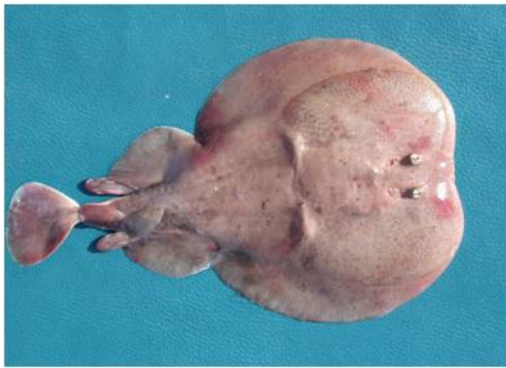
SPHYRNIDAE *Sphyrna (Sphyrna) zygaena*



RHINOBATIDAE *Rhinobatos (Rhinobatos) rhinobatos*



RHINOBATIDAE *Rhinobatos (Glaucostegus) cemiculus*



TORPEDINIDAE *Torpedo marmorata*



TORPEDINIDAE *Torpedo torpedo*



RAJIDAE *Rostroraja alba*




RAJIDAE *Raja asterias*



RAJIDAE *Raja clavata*



RAJIDAE *Leucoraja melitensis*



RAJIDAE *Raja miraletus*



RAJIDAE *Dipturus oxyrinchus*



RAJIDAE *Raja radula*



DASYATIDAE *Dasyatis marmorata*



DASYATIDAE *taeniura grabata*



DASYATIDAE *Dasyatis centroura*



DASYATIDAE *Dasyatis pastinaca*



DASYATIDAE *Dasyatis tortonesei*



DASYATIDAE *pteroplatytrygon violacea*



GYMNURIDAE *Gymnura altavela*



MYLIOBATIDAE *Pteromylaeus bovinus*



MYLIOBATIDAE *Myliobatis aquila*



MOBULIDAE *Mobula mobular*

In the document "Elasmobranchs of the Mediterranean and Black Sea: status, ecology and biology. Bibliographic analysis", the authors have compiled published information on taxonomy, distribution, status, statistics, fisheries, bycatch, biologic and ecologic parameters on age and growth, food and feeding habits, reproductive biology and stock assessment of elasmobranchs in the Mediterranean and Black Sea. This bibliographic analysis, through 661 papers dealing with elasmobranchs in the GFCM area, shows that cartilaginous species, including sharks, rays and chimaeras, are by far the most endangered group of marine fish in the Mediterranean Sea, with 31 species (40 percent of all) critically endangered, endangered or vulnerable. The biological characteristics of elasmobranchs (low fecundity, late maturity, slow growth) make them more vulnerable to fishing pressure than most teleost fish. Overfishing, wide use of non-selective fishing practices and habitat degradation are leading to dramatic declines of these species in the Mediterranean Sea. In general, elasmobranchs are not targeted but are caught incidentally. In many fisheries they are, however, often landed and marketed.

Recommendations to fill gaps in order to protect and manage elasmobranchs stocks are proposed. In fact, better understanding of the composition of incidental and targeted catches of sharks by commercial fisheries and biological and ecological parameters are fundamentally important for the conservation of these populations. Moreover, problems encountered by elasmobranchs in the GFCM area are highlighted and conservation measures are suggested.

