

## BAREBONE XPC slim DH610S

### ROBUST 1.3-LITRE SLIM PC SUPPORTS INTEL CORE GEN. 12 PROCESSORS "ALDER LAKE-S" AND TWO UHD DISPLAYS

The Shuttle XPC slim Barebone DH610S with H610 chipset houses the performance of Intel's 12th generation Core desktop processors (codenamed Alder Lake-S) for socket LGA1700 in a compact 1.3-litre format. The DH610S allows for two Ultra HD displays to be operated at the same time via HDMI and DisplayPort. It also offers Intel LAN, eight USB ports and Audio ports. The slim metal chassis provides versatile connectivity and reliable operation in environments with ambient temperatures of up to 50 °C. This platform is targeted at professional applications such as Digital Signage, POS, POI, gambling machines, office, healthcare and industry.



#### SLIM DESIGN

- Slim 1.35-litre metal chassis, black
- Dimensions: 190 x 165 x 43 mm (LWH)
- Supports 24/7 Nonstop Operation
- Operating temperature: 0~50 °C (non-condensing)

#### OPERATING SYSTEM

- An operating system is not included
- Supports Windows 10, Windows 11 and Linux (64-bit)

#### PROCESSOR SUPPORT

- Socket LGA1700 supports Intel Core i9/i7/i5/i3, Pentium Gold and Celeron processors Gen. 12, codename "Alder Lake-S", max. 65W TDP
- Includes heatpipe cooling system

#### GRAPHICS

- Integrated Intel HD graphics, 4K support (features depend on processor)
- Supports two independent UHD displays

#### CHIPSET

- Intel H610 Chipset

#### MEMORY SUPPORT

- 2x 260-pin SO-DIMM slot
- Supports DDR4-3200/2666/2400
- max. 2x 32 GB

#### STORAGE – SATA / M.2

- 1x 2.5" bay for SATA hard disk or SSD
- 1x M.2-2280M slot (supports PCIe 3.0 x4 NVMe or SATA)
- 1x M.2-2230E for optional WLAN module

#### CONNECTORS

- 1x HDMI 2.0b
- 1x DisplayPort 1.4
- optional VGA
- 2x audio (line out, mic)
- 4x USB 3.2 Gen1 (1x Type-C)
- 4x USB 2.0
- RJ45 LAN-Port (Intel 1G)
- Connector for external power button
- "Always on" Jumper

#### POWER SUPPLY

- External 120W/19V power adapter

#### OPTIONAL ACCESSORIES

- WLAN Module (WLN-M (ac)/WLN-M1 (ax))
- Vertical Stand (PS02)
- VGA Port (PVG01)
- Rackmount kit (PRM01)
- Cable for external power button (CXP01)
- DIN-Rail mounting kit (DIR01)
- LTE-kit (WWN03)
- VESA Mount (PV04)

#### MODELS OF THE DH6xx SERIES

Product	Chip	Graphics Ports	Displays	LAN	M.2-2280 Slot	COM	DC-In	VESA Mount	UPC Code
<b>DH610S</b>	H610	HDMI 2.0b + DP 1.4	max. 2 *)	1G (Intel)	PCIe v3.0 X4	—	19V	—	887993005126
<b>DH610</b>	H610	HDMI 2.0b + 2x DP 1.4	max. 3	1G+2.5G (Intel)	PCIe v3.0 X4	2	12V + 19V	included	887993005119
<b>DH670</b>	H670	2x HDMI 2.0b + 2x DP 1.4	max. 4	2x 1G (Intel)	PCIe v4.0 X4	2	19V	included	887993004983

\*) max. 3 displays with optional VGA port (accessory PVG01)



## PRODUCT FEATURES



### Robust, stylish and particularly small

You should have held it in your own hands to see how small it actually is. At barely a volume of 1.35 litres, its steel chassis gives it the appropriate stability required for professional applications such as digital signage. Despite its dimensions of 19 x 16.5 x 4.3 cm (LWH), the overall system performance is very high thanks to support of Intel Core desktop processors. The interior of the DH610S is very tidy too so that it won't take long to set up. Its sleek and stylish looks let it easily find a place in both home and office environments.



### One M.2-Slot for SSD cards

The M.2-2280 slot supports one M.2 SSD storage card with NVMe PCIe 3.0 X4 or SATA interface. Type 2280 means, it supports the usual M.2 cards with a width of 22 mm and a length of 80 mm, but also 2242 and 2260 standard cards are supported.



### Intel Network Function

The Shuttle XPC slim Barebone DH610S supports Gigabit LAN with Intel network adapter, which is popular for their excellent performance and driver compatibility and is the preferred choice for professional environments.



### Low noise thanks to heatpipe cooling system

An active dual-fan heatpipe cooling system ensures whisper-quiet operation and system stability.



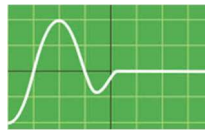
### VESA mount (optional)

The optional 75/100mm VESA mount PVO4 allows for installation on to walls or monitors which is particularly interesting for the industry segment, company buildings and public institutions. In addition, the chassis bears numerous threaded holes (M3) enabling it to be fitted almost anywhere.



### Supports extended temperature range and 24/7 operation

The Shuttle XPC slim Barebone DH610S is officially approved for 24/7 permanent operation. Thanks to its efficient cooling, this PC runs highly reliably making it perfectly suitable for digital signage and POI/POS applications - even at ambient temperatures of up to 50 °C (non-condensing). **Caution:** For high ambient temperatures over 40 °C we strongly recommend to use SSDs.



### Power on after Power fail

The BIOS setup provides a "Power-On after Power Fail" function that can be found under "Power Management Configuration". As the name indicates, this function determines the PC's behaviour after power failure: (1) unconditional power on, (2) restore former status (3) keep system turned off (4) Power-On by LAN or (5) Power-On by Real-Time-Clock. As a matter of the nature of this function, it may fail after short power failures. This is why the DH610S also comes with a hardware-based solution. By removing Jumper JP2 (see image) the system will start unconditionally once power is applied.



### Supports 12<sup>th</sup> Generation Intel® Core™ processors

"Alder Lake-S" is the codename for Intel's 12<sup>th</sup> Generation of Intel® Core™ Desktop Processors for socket LGA1700 introduced in 2021/2022 along with the 600-Series chipsets. The 12000 series processors feature a new hybrid design combining a number of performance cores (P-cores) and efficiency cores (E-cores). Get the performance you need, where you need it - whether you're a gamer, creator, streamer, or everyday user.



### Dual 4K Display support

The DH610S features two digital video outputs: one HDMI 2.0b and one DisplayPort (DP 1.4) which both can run at 4K (3840 x 2160 / 2160p) high resolution at 60 Hz frames per second. Furthermore, the DH610S supports an optional D-Sub/VGA port. The PC supports a maximum of three displays.



### External power button by separate remote line

If, because of space constraints (e.g. in case of fixed installation), the machine cannot be switched on by pressing the front power button, it can be powered on by a separate remote line. You will find an appropriate four-pin connector at the back panel of the DH610S (pitch 2.54 mm). Furthermore, this connector provides a Clear CMOS function and +5V DC voltage supply for external devices.

+5V voltage (2) (4) Power Button  
Clear CMOS (1) (3) Ground

## Front and Back Panel

Front panel



Back panel



Right side



Left side




1. Microphone input
2. Headphones output
3. LED indicator for power state
4. LED indicator for storage activity
5. Power button
6. 2x USB 3.2 Gen 1 port (1x Type-C)
7. 2x USB 2.0
8. 2x WLAN perforation
9. DC-in connector for power adapter
10. HDMI 2.0b port
11. DisplayPort 1.4
12. RJ45 Gigabit LAN port
13. 2x USB 3.2 Gen 1 port
14. 2x USB 2.0
15. 4-pin connector (2.54 mm pitch) for external power button, Clear CMOS button and 5V DC voltage

16. Threaded holes (M3)
17. 2x hole for Kensington Lock



18. VESA mount (two parts)  
Available as optional Accessory "PV04"

## Mainboard



Back Panel

Back View



Front View



Front Panel

- |   |   |
|---|---|
| <ol style="list-style-type: none"> <li>1. 4-pin connector (2.54 mm pitch) for external power button, Clear CMOS button and 5V DC voltage)</li> <li>2. 2x USB 2.0 port</li> <li>3. 2x USB 3.2 Gen 1 port (1x Type-C)</li> <li>4. RJ45 Gigabit LAN port</li> <li>5. DisplayPort 1.2</li> <li>6. HDMI 2.0a port</li> <li>7. DC-in connector for power adapter</li> <li>8. Connector for CMOS battery</li> <li>9. Onboard USB-2.0-connector (4-pin)</li> <li>10. M.2-2280M slot for SSD card</li> <li>11. M.2-2230E slot for WLAN card</li> <li>12. Intel H610 chipset with heat sink</li> <li>13. Onboard VGA connector</li> </ol> | <ol style="list-style-type: none"> <li>14. 2x S0-DIMM memory slots</li> <li>15. LGA1700 processor socket</li> <li>16. Microphone input</li> <li>17. Audio line-out for head-phones</li> <li>18. LED indicator for power state</li> <li>19. LED indicator for storage activity</li> <li>20. SATA v3.0 port</li> <li>21. Always-Power-On Jumper</li> <li>22. 4-pin connector for cooling fan</li> <li>23. Power button</li> <li>24. 2x USB 3.2 Gen 1 port</li> <li>25. 2x USB 2.0 port</li> </ol> |
|---|---|

## REQUIRED COMPONENTS

The following components need to be added to make it a fully-configured Mini PC

### Shuttle XPC slim Barebone DH610S



#### LGA1700 Processor

Intel Core Gen 12 "Alder Lake-S"  
Core i9 / i7 / i5 / i3, Pentium Gold or Celeron  
TDP max. 65 W



#### Memory Modules

Up to two DDR4-3200/2666/2400  
SO-DIMM memory modules  
max. 32 GB each




#### 2.5" Storage Drive

SATA hard disk or Solid State Disk (SSD)  
(max. height: 12.5 mm)



#### M.2 SSD (optional)

M.2-2280/2260/2242  
SSD storage (SATA or PCIe/NVMe)



#### Operating System

Windows 10/11 or Linux (64-bit only)

## OPTIONAL ACCESSORIES FROM SHUTTLE



#### VGA port adapter PVG01

Installing PVG01 means one serial port (COM) less can be used on the back panel.



#### Vertical Stand PS02

for vertical operation



#### WLAN-Accessory

**WLN-M** (802.11ac / Wifi 5)  
**WLN-M1** (802.11ax / Wifi 6)  
M.2-2230 card supports WLAN and Bluetooth including 2 antennas



#### DIN-Rail Kit DIR01

This mounting kit allows the installation on a standard 35 mm DIN-Rail



#### LTE Adapter Kit WWN03

allows the installation of an M.2 LTE card and nano SIM card (occupies the 2.5" bay)



#### Rack Mount Kit PRM01

2U front plate to install two 1.3L Shuttle XPCs in a 19" cabinet.



#### Cable CXP01

Cable for external push button switch (without button)



#### VESA Mount PV04

supports the 75/100 mm VESA standard

## Shuttle Product Comparison: DH4xx versus DH6xx

MODEL	DH410S	DH410(C)	DH470(C)	DH610S	DH610	DH670
PROCESSOR SUPPORT	Socket LGA1200, TDP max. 65 W Code name "Comet Lake-S" – Gen 10			Socket LGA1700, TDP max. 65 W Code name "Alder Lake-S" – Gen 12		
CHIPSET	Intel H410	Intel H410	Intel H470	Intel H610	Intel H610	Intel H670
OS SUPPORT	Windows 10/11 and Linux (64-bit)			Windows 10/11 and Linux (64-bit)		
MULTI-DISPLAY	max. 2	max. 2	max. 3	max. 2 **)	max. 3	max. 4
RAM MEMORY	max. 2x 32 GB DDR4-2933/2666 SO-DIMM			max. 2x 32 GB <b>DDR4-3200</b> /2666 SO-DIMM		
2.5" BAY	1x 2.5" drive bay, SATA connector, max. height 12.5 mm			1x 2.5" drive bay, SATA connector, max. height 12.5 mm		
M.2-2280 SSD SLOT	M.22280M supports PCIe 3.0 x4 or SATA			supports PCIe 3.0 x4 or SATA	supports PCIe 3.0 x4 or SATA	supports <b>PCIe 4.0</b> x4 or SATA
WLAN SLOT	M.2-2230E			M.2-2230E		
BUTTONS / LEDS	Power-Button, Power LED, HDD LED			Power-Button, Power LED, HDD LED		
SD CARD READER	Yes, but not with DH410C and DH470C			No	No	Yes
GRAPHICS PORTS	HDMI 1.4b DP 1.2	HDMI 2.0a DP 1.2	HDMI 2.0a <b>2x DP 1.2</b>	HDMI 2.0b DP 1.4	HDMI 2.0b <b>2x DP 1.4</b>	<b>2x HDMI 2.0b</b> <b>2x DP 1.4</b>
USB 3.2 GEN. 2	–	–	<b>4</b>	–	–	<b>4</b>
USB 3.2 GEN. 1	4 (1x Type-C)	4	4 (1x Type-C)	4 (1x Type-C)	4 (1x Type-C)	4 (1x Type-C)
USB 2.0	4	4	–	4	4	–
COM PORTS	–	2	2	–	2	2
GIGABIT NETWORK	Single LAN Realtek 8111H (1G)	Dual LAN 2x Intel 210 (1G)	Dual LAN 2x Intel 210 (1G)	Single LAN <b>Intel 219V/LM (1G)</b>	Dual LAN <b>Intel 225 (2.5G)</b> <b>Intel 219V/LM (1G)</b>	Dual LAN <b>2x Intel 210/211 (1G)</b>
AUDIO	Mic-Input, Line-Out (Realtek ALC662)			Mic-Input, Line-Out (Realtek ALC662/897/888S)		
OPTIONAL ACCESSORIES	WLAN Kit: <b>WLN-M/WLN-M1</b> Vertical Stand: <b>PS02</b> Rackmount Kit: <b>PRM01</b> VGA Port: <b>PVG01</b> Power Button Cable: <b>CXP01</b> DIN-Rail Mount: <b>DIR01</b> LTE-Kit: <b>WWN03</b>			WLAN Kit: <b>WLN-M/WLN-M1</b> Vertical Stand: <b>PS02</b> Rackmount Kit: <b>PRM01</b> VGA Port: <b>PVG01</b> Power Button Cable: <b>CXP01</b> DIN-Rail Mount: <b>DIR01</b> LTE-Kit: <b>WWN03</b>		
VESA MOUNT	optional <b>PV04</b>	supplied	supplied	optional <b>PV04</b>	supplied	supplied
POWER ADAPTER	90 W / 19 V			<b>120 W / 19 V</b>		
DC-IN 12V SUPP.	–	<b>Yes</b>	–	–	<b>Yes</b>	–

### Product Images



\*) DH410 and DH410S have additional Card Reader in the front panel \*\*) The DH610S supports 3 displays, if equipped with VGA port (accessory PVG01)

## SHUTTLE XPC SLIM BAREBONE DH610S – SPECIFICATIONS

<b>CHASSIS</b>	<p>Slim PC with black chassis made of metal</p> <p>Dimensions: 190 x 165 x 43 mm (LWH) = 1.35-litre</p> <p>Weight: 1.3 kg net and 2.1 kg gross</p> <p>Two holes for Kensington Locks and numerous threaded holes (M3) on both sides of the chassis</p>
<b>POWER ADAPTER</b>	<p>External 120 W power adapter (fanless)</p> <p>Input: 100~240 V AC, 50/60 Hz</p> <p>Output: 19 V DC, 6.32 A, max. 120 W</p> <p>DC Connector: 5.5/2.5 mm (outer/inner diameter)</p> <p>Remark: The DC-input of the computer supports an external power source with 19V±5%.</p> <p>AC mains cable: 3 pins, ca. 1.7 m length, with C5/C6 coupler (called "Mickey Mouse" or "Clover-leaf") for the power adapter and CEE-7/7 plug with earth-contact (type E+F) for the power outlet</p>
<b>OPERATING SYSTEM</b>	<p>This system comes without an operating system.</p> <p>It is compatible with Windows 10/11 and Linux (64-bit).</p>
<b>PROCESSOR SUPPORT</b>	<p>Processor Socket LGA1700</p> <p>Supports Intel Core i9 / i7 / i5 / i3, Pentium Gold and Celeron processors</p> <p>Supports 12<sup>th</sup> generation Intel Core processors, codename "Alder Lake-S" in "Intel 7" process technology (previously Intel 10 nm Enhanced SuperFin)</p> <p>Supports processors with integrated graphics only [5]</p> <p>Maximum supported processor power consumption (TDP) = 65 W</p> <p>Does not support the unlock-function of Intel K-Series processors.</p> <p>The processor integrates PCI-Express, memory controller and the graphics engine on the same die.</p> <p>(Performance features depend on processor type)</p> <p>Please refer to the support list for detailed processor support information at <a href="http://global.shuttle.com">global.shuttle.com</a>.</p>
<b>PROCESSOR COOLING</b>	<p>Heatpipe processor cooling with two 60 mm fans on the upper side of the chassis</p>
<b>MAINBOARD / CHIPSET</b>	<p>Mainboard in a Shuttle form factor proprietary design for the XPC DH610S</p> <p>Chipset/Southbridge: Intel® H610</p> <p>Passive chipset cooling with heat sink</p> <p>The Northbridge is integrated in the processor.</p> <p>Solid Capacitors for sensitive areas provide excellent heat resistance for enhanced system durability.</p>
<b>BIOS</b>	<p>AMI BIOS, SPI Interface, 16 MB Flash-EEPROM</p> <p>Supports Hardware Monitoring and watch dog functionality</p> <p>Supports Firmware-TPM (fTPM) v2.0 [3]</p> <p>Supports boot up from external USB flash memory</p> <p>Supports Unified Extensible Firmware Interface (UEFI)</p> <p>Supports power on after power failure [7]</p>
<b>MEMORY SUPPORT</b>	<p>2x S0-DIMM slot with 260 pins</p> <p>Supports DDR4-3200/2933/2666/2400/2133 (PC4-25600/23466/21300/19200/17000) SDRAM at 1.2 V</p> <p>Supports Dual Channel mode</p> <p>Supports a maximum of 32 GB per DIMM, maximum total size: 64 GB</p> <p>Supports two unbuffered DIMM modules (no ECC or registered)</p>
<b>INTEGRATED GRAPHICS</b>	<p>The features of the integrated Intel UHD graphics function depend on the processor type used. [5]</p> <p>The PC features two digital video outputs which support 1080p/60 and 2160p/60:</p> <ul style="list-style-type: none"> <li>- 1x HDMI v2.0b</li> <li>- 1x DisplayPort v1.4</li> </ul> <p>Supports displays with 4K Ultra HD resolution at 3840 x 2160</p> <p>DisplayPort and HDMI support multi-channel digital audio over the same cable.</p> <p>Optional analog D-Sub/VGA video output [4]</p> <p>Supports two independent displays with the integrated graphics function (even three with the optional VGA port)</p>
<b>DRIVE BAY</b>	<p>1x 6.35 cm / 2.5" storage bay supports one hard disk or SSD drive with SATA connector</p> <p>Device height: 12.5 mm (max.)</p>
<b>SATA CONNECTORS</b>	<p>1x Serial-ATA III, 6 Gb/s (600 MB/s) bandwidth</p> <p>With Serial-ATA power connector (onboard)</p>

M.2-2280M SSD SLOT	<p>The M.2 2280M slot provides the following interfaces:</p> <ul style="list-style-type: none"> <li>- PCI-Express Gen. 3.0 X4, supports NVMe</li> <li>- SATA v3.0 (max. 6 Gbps)</li> </ul> <p>It supports M.2 cards with a width of 22 mm and a length of 42, 60 or 80 mm (type 2242, 2260, 2280). Supports M.2 SSDs with SATA or PCI-Express interface</p>
M.2-2230E SLOT FOR WLAN CARDS	<p>Interfaces: PCI-Express Gen. 2.0 X1 and USB 2.0</p> <p>Supports M.2 cards with a width of 22 mm and a length of 30 mm (type 2230)</p> <p>Supports WLAN expansion cards (optional Shuttle accessory: WLN-M/M1)</p>
AUDIO	<p>Audio Realtek® ALC 897/662/888S High-Definition Audio</p> <p>Two analog audio connectors (3.5 mm) on the front panel:</p> <ol style="list-style-type: none"> <li>1) 2-channel line-out (headphones)</li> <li>2) microphone input</li> </ol> <p>Digital multi-channel audio output: by HDMI and DisplayPort</p>
LAN CONTROLLER	<p>RJ45 network port with two status LEDs each</p> <p>Intel 219V/LM network chip supports 10 / 100 / 1.000 MBit/s data transfer rate</p> <p>Supports WAKE ON LAN (WOL)</p> <p>Supports network boot by Preboot eXecution Environment (PXE)</p>
FRONT PANEL CONNECTORS	<p>Microphone input</p> <p>Audio Line-out (headphones)</p> <p>1x USB 3.2 Gen 1 Type A (blue)</p> <p>1x USB 3.2 Gen 1 Type C</p> <p>2x USB 2.0 Type A (black)</p> <p>Power button</p> <p>Power LED (blue)</p> <p>HDD LED (yellow)</p>
BACK PANEL CONNECTORS	<p>1x HDMI 2.0b connector [1]</p> <p>1x DisplayPort 1.4 connector (DP) [2]</p> <p>Optional: 1x D-Sub VGA connector (Accessory PVG01 [4])</p> <p>2x USB 3.2 Gen 1 Type A (blue)</p> <p>2x USB 2.0 Type A (black)</p> <p>1x RJ45 Gigabit LAN Port</p> <p>1x DC-input connector for external power adapter (supports 19V±5%)</p> <p>1x 4-pin connector (2.54 mm pitch) supports:</p> <ul style="list-style-type: none"> <li>- external power on button</li> <li>- Clear CMOS function</li> <li>- +5V DC voltage for external components</li> </ul> <p>2x perforation for optional Wireless LAN antennas</p> <p>2x hole for Kensington Lock</p>
OTHER ONBOARD CONNECTORS	<p>1x jumper for power-on-after-power-fail (hardware solution) [7]</p> <p>1x analog VGA graphics output CN6 (2x 10-pin, 1 mm pitch) [4]</p> <p>1x USB 2.0 (4-pin) for optional accessory WWN03 (LTE kit)</p> <p>1x fan connector (4-pin) occupied by the cooling system</p> <p>1x connector for CMOS battery (occupied)</p>
SUPPLIED ACCESSORIES	<p>Multi-language user guide (EN, DE, FR, ES, JP, KR, SC, TC)</p> <p>Four screws M3 x 4 mm (to mount a 2.5" storage device into the bay)</p> <p>Two screws M3 x 5 mm (silver colour, to mount two M.2 cards)</p> <p>Driver DVD (Windows 64-bit)</p> <p>Serial ATA cable for 2.5" drive including power cable</p> <p>External 120 W power adapter with power cord</p> <p>Protection cap for CPU socket (do not use if heatpipe or fan is mounted)</p> <p>Heatsink compound</p>
OPTIONAL ACCESSORIES	<p><b>PVG01:</b> optional D-Sub VGA video output [4]</p> <p><b>WLN-M/WLN-M1:</b> WLAN module in M.2-2230 format supports WLAN and Bluetooth with two external antennas.</p> <p><b>WWN03:</b> LTE adapter kit with antennas, but without LTE card [8]</p> <p><b>PS02:</b> Stand for vertical operation</p> <p><b>CXP01:</b> adapter cable for external power button</p> <p><b>PRM01:</b> 2U rack mount front plate for two Shuttle XPC slim PCs</p> <p><b>DIR01:</b> DIN-Rail mounting kit</p> <p><b>PV04:</b> VESA mount</p>



<b>ENVIRONMENTAL SPECIFICATIONS</b>	Operating temperature range: 0~50 °C [6] Relative humidity, non-condensing: 10~90 %
<b>CERTIFICATIONS / COMPLIANCE</b>	EMI: FCC, CE, BSMI, RCM, VCCI Safety: ETL, CB, BSMI Other: RoHS, Energy Star, ErP
<b>CONFORMITY</b>	This device is classed as a technical information equipment (ITE) in class B and is intended for use in living room and office. The CE-mark approves the conformity by the EU directives: (1) 2004/108/EC relating to electromagnetic compatibility (EMC), (2) 2006/95/EC relating to Electrical Equipment designed for use within certain voltage limits (LVD), (3) 2009/125/EC relating to ecodesign requirements for energy-related products (ErP)

**[1] HDMI output** supports DVI-D with optional adapter

**[2] How to convert DisplayPort into HDMI/DVI**

The DisplayPort output can be converted to HDMI or DVI by an additional, passive adapter cable. For example:

DELOCK 82590: 1 m, DisplayPort (male, 20p) to HDMI-A (male, 19p)

DELOCK 82435: 5 m, DisplayPort (male, 20p) to DVI-D (male, 24p)

The integrated graphics automatically detects the connected display and puts out the appropriate electric signal - either through DisplayPort (without an adapter) or HDMI/DVI (with an adapter).

However, a monitor with a DisplayPort connector cannot be connected to the HDMI port with a simple, passive adapter.

**[3] TPM Function**

This product features Firmware-TPM (fTPM) v2.0. Besides this, it is prepared for a hardware TPM chip which can be fitted by factory on request, if required.

**[4] Optional D-Sub/VGA connector**

The mainboard features one analog graphics port CN6 on the mainboard. This signal can be lead to the outside as a 15-pin D-Sub VGA connector on the back panel by using the optional adapter PVG01. However doing so means one serial port (COM) less can be used on the back panel. The integrated graphics supports a maximum of four displays simultaneously.

**[5] Intel processors without integrated graphics** (ID ends with "F", e.g. Core i7-12700F) are not compatible.

**[6] Operating temperature**

For high ambient temperatures over 40 °C we strongly recommend to use SSDs (supporting at least 70 °C) and rugged SO-DIMM memory modules with a temperature range of up to 95 °C.

**[7] Power on after power fail**

The BIOS setup provides a "Power-On after Power Fail" function that can be found under "Power Management Configuration". As the name indicates, this function determines the PC's behaviour after power failure: (1) unconditional power on, (2) restore former status or (3) keep system turned off. As a matter of the nature of this function, it may fail after short power failures. This is why the DH610S also comes with a hardware-based solution. By removing Jumper JP2 (on the mainboard behind the power button) the system will start unconditionally once power is supplied.

**[8] Optional Accessory WWN03 (LTE kit)**

The Shuttle XPC accessory WWN03 allows this PC to be upgraded with an LTE/4G function for mobile network. The LTE card will occupy the 2.5" bay, so you will have to use an M.2 SSD as a mass storage device. The required LTE/4G card in M.2-3042 format and an activated Nano SIM card is not included in the scope of delivery.

## 12<sup>TH</sup> GENERATION INTEL CORE DESKTOP PROCESSOR FAMILY

Socket LGA1700 10 nm "Alder Lake S" processor overview (Date: January 2022)

Processors with a TDP of more than 65W and processors without graphics function (ID ends with "F") are **not supported (marked in red)**.

PROCESSOR	MODEL	P-CORES/ THREADS	P-CORES CLOCK/Turbo	E-CORES	E-CORES CLOCK/Turbo	SMART CACHE	BASE TDP	MEMORY SUPPORT	GRAPHICS ENGINE (MAX. CLOCK)
Core™ i9	<b>12900K</b>	8 / 16	3.2 – 5.1 GHz	8	2.4 – 3.9 GHz	30 MB	<b>125 W</b>	DDR4-3200	UHD 770 (1.55 GHz)
	<b>12900KF</b>	8 / 16	3.2 – 5.1 GHz	8	2.4 – 3.9 GHz	30 MB	<b>125 W</b>	DDR4-3200	<b>None</b>
	<b>12900</b>	8 / 16	2.4 – 5.0 GHz	8	1.8 – 3.8 GHz	30 MB	65 W	DDR4-3200	UHD 770 (1.55 GHz)
	<b>12900F</b>	8 / 16	2.4 – 5.0 GHz	8	1.8 – 3.8 GHz	30 MB	<b>65 W</b>	DDR4-3200	<b>None</b>
	<b>12900T</b>	8 / 16	1.4 – 4.8 GHz	8	1.0 – 3.6 GHz	30 MB	35 W	DDR4-3200	UHD 770 (1.55 GHz)
Core™ i7	<b>12700K</b>	8 / 16	3.6 – 4.9 GHz	4	2.7 – 3.8 GHz	25 MB	<b>125 W</b>	DDR4-3200	UHD 770 (1.50 GHz)
	<b>12700KF</b>	8 / 16	3.6 – 4.9 GHz	4	2.7 – 3.8 GHz	25 MB	<b>125 W</b>	DDR4-3200	<b>None</b>
	<b>12700</b>	8 / 16	2.1 – 4.9 GHz	4	1.6 – 3.6 GHz	25 MB	65 W	DDR4-3200	UHD 770 (1.50 GHz)
	<b>12700F</b>	8 / 16	2.1 – 4.9 GHz	4	1.6 – 3.6 GHz	25 MB	<b>65 W</b>	DDR4-3200	<b>None</b>
	<b>12700T</b>	8 / 16	1.4 – 4.6 GHz	4	1.0 – 3.4 GHz	25 MB	35 W	DDR4-3200	UHD 770 (1.50 GHz)
Core™ i5	<b>12600K</b>	6 / 12	3.7 – 4.9 GHz	4	2.8 – 3.6 GHz	20 MB	<b>125 W</b>	DDR4-3200	UHD 770 (1.45 GHz)
	<b>12600KF</b>	6 / 12	3.7 – 4.9 GHz	4	2.8 – 3.6 GHz	20 MB	<b>125 W</b>	DDR4-3200	<b>None</b>
	<b>12600</b>	6 / 12	3.3 – 4.8 GHz	-	-	18 MB	65 W	DDR4-3200	UHD 770 (1.45 GHz)
	<b>12600T</b>	6 / 12	2.1 – 4.6 GHz	-	-	18 MB	35 W	DDR4-3200	UHD 770 (1.45 GHz)
	<b>12500</b>	6 / 12	3.0 – 4.6 GHz	-	-	18 MB	65 W	DDR4-3200	UHD 770 (1.45 GHz)
	<b>12500T</b>	6 / 12	2.0 – 4.4 GHz	-	-	18 MB	35 W	DDR4-3200	UHD 770 (1.45 GHz)
	<b>12400</b>	6 / 12	2.5 – 4.4 GHz	-	-	18 MB	65 W	DDR4-3200	UHD 730 (1.45 GHz)
	<b>12400F</b>	6 / 12	2.5 – 4.4 GHz	-	-	18 MB	<b>65 W</b>	DDR4-3200	<b>None</b>
	<b>12400T</b>	6 / 12	1.8 – 4.2 GHz	-	-	18 MB	35 W	DDR4-3200	UHD 730 (1.45 GHz)
Core™ i3	<b>12300</b>	4 / 8	3.5 – 4.4 GHz	-	-	12 MB	60 W	DDR4-3200	UHD 730 (1.45 GHz)
	<b>12300T</b>	4 / 8	2.3 – 4.2 GHz	-	-	12 MB	35 W	DDR4-3200	UHD 730 (1.45 GHz)
	<b>12100</b>	4 / 8	3.3 – 4.3 GHz	-	-	12 MB	60 W	DDR4-3200	UHD 730 (1.45 GHz)
	<b>12100F</b>	4 / 8	3.3 – 4.3 GHz	-	-	12 MB	<b>58 W</b>	DDR4-3200	<b>None</b>
	<b>12100T</b>	4 / 8	2.2 – 4.1 GHz	-	-	12 MB	35 W	DDR4-3200	UHD 730 (1.40 GHz)
Pentium® Gold	<b>G7400</b>	2 / 4	3.7 GHz	-	-	6 MB	46 W	DDR4-3200	UHD 710 (1.35 GHz)
	<b>G7400T</b>	2 / 4	3.1 GHz	-	-	6 MB	35 W	DDR4-3200	UHD 710 (1.35 GHz)
Celeron®	<b>G6900</b>	2 / 2	3.4 GHz	-	-	4 MB	46 W	DDR4-3200	UHD 710 (1.30 GHz)
	<b>G6900T</b>	2 / 2	2.8 GHz	-	-	4 MB	35 W	DDR4-3200	UHD 710 (1.30 GHz)

**K** = unlocked, **T** = Power optimized lifestyle, **F** = without integrated graphics, **Base TDP** = Base Thermal Design Power (max. Base Power Consumption).

Note: The Shuttle XPC slim Barebone DH610S does not support the Unlock-function of Intel K-Series processors.

P-Cores: Performance-Cores, E-Cores: Efficient-Cores

Core Clock: the listed core frequency ranges from Base Frequency to Turbo Frequency (Turbo Boost 3.0 Frequency is not mentioned here)

Base TDF: Processor Base Power dissipation that the processor is validated to not exceed at Base Frequency (Max. Turbo Power is not mentioned here)

Please refer to the support list for detailed processor support information at [global.shuttle.com](http://global.shuttle.com).