


InfraPower®

3-Phase Intelligent Vertical PDU

208V / 400V





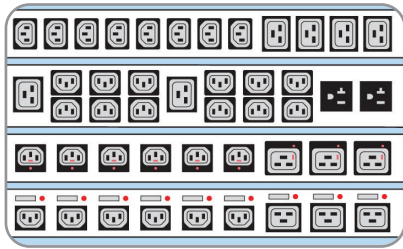
Smarter Design ▪ Faster Delivery ▪ Better Performance

AUSTIN
HUGHES

Key Features

Three Phase for Rising Power Usage

High power density has been implemented in applications such as high-end network switches, storage systems and supercomputing. The expansion of centralized computing causes the rack power density to steadily rise in these years. As a result, the demand of Three Phase PDUs with higher power ratings is increasing in data center field.



▶ Broadest Portfolio of Intelligent PDU

Austin Hughes offers cost efficient PDU models with most popular configurations in the market. In addition, custom PDU configurations are also available on request for flexibility & specific user requirements. With build to order system, we produce & deliver exactly what customer needs.

▶ Quality PDUs in Short Lead Time

Austin Hughes designs highly reliable intelligent PDUs in efficient production, assembly and inventory process. Every InfraPower PDU unit is 100% tested before shipment. All these efforts allow us to deliver quality PDUs to customers in the shortest lead time.

▶ Compliance Approval

Our dedicated PDU compliance team ensures conformance to safety & reliability standard in US, EMEA & APAC.

▶ Slim Profile Design

For efficient mounting to rack, InfraPower vertical PDU steel casing is designed in 54mm slim profile for single IEC row. For most of the global brand of IT racks, such slim casing design allows dual PDU mounting to one side in the rack for one side power cabling orientation.

▶ High Metering Accuracy

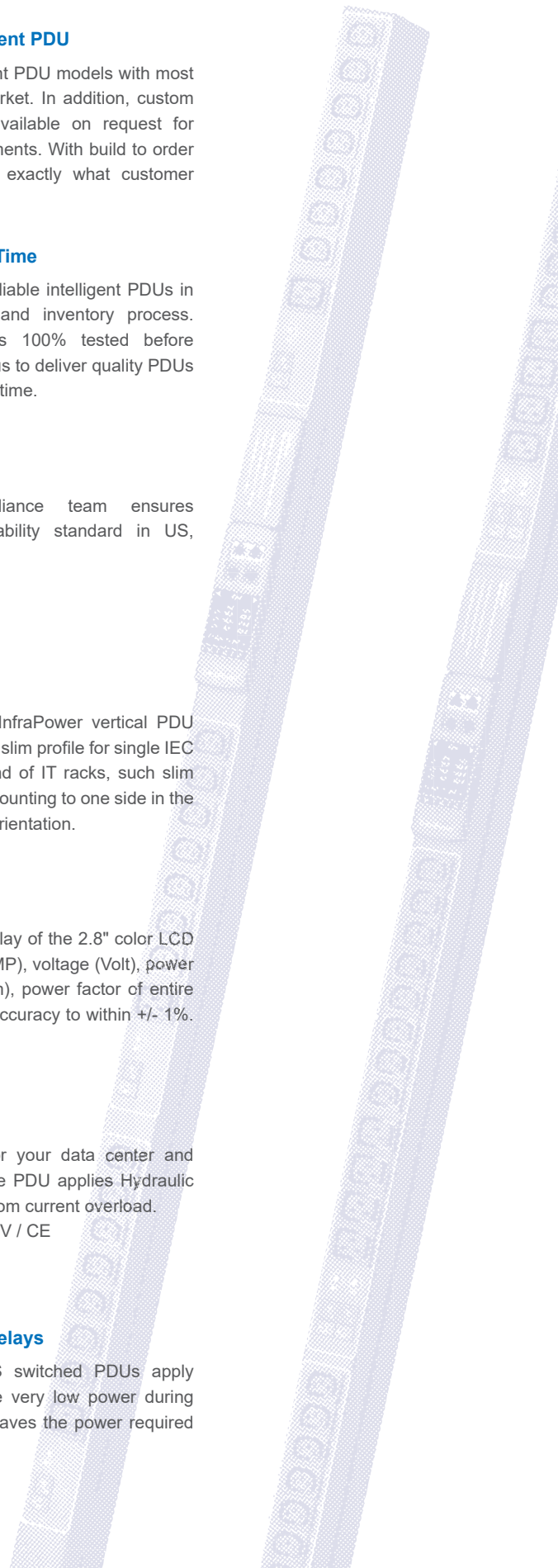
The sharp and highly visible display of the 2.8" color LCD provides local data of current (AMP), voltage (Volt), power (KW), energy consumption (KWh), power factor of entire PDU. This data has a metering accuracy to within +/- 1%.

▶ Circuit Protection

Safety operation is essential for your data center and server room. InfraPower 3-Phase PDU applies Hydraulic MCB to protect the PDU circuit from current overload. Safety Regulatory : UL / cUL / TUV / CE

▶ Power Saving by Latching Relays

InfraPower 3-Phase WSi / WS switched PDUs apply Latching Relays which consume very low power during outlet switched on. That highly saves the power required for internal hardware usage.



4 Intelligent PDU Series

Circuit Monitoring **W**

WS Outlet Switching
Circuit Monitoring

Outlet & Circuit Monitoring **Wi**

WSi Outlet Switching
Outlet & Circuit Monitoring

W Intelligent PDU series	Monitored		Switched	
	W	Wi	WS	WSi
Outlet Level Measurement Over IP		✓		✓
Outlet ON / OFF Switching Over IP			✓	✓
Circuit / Phase Amp - kWh Measurement	✓	✓	✓	✓
Hot-Swappable Meter	✓	✓	✓	✓
Billing Grade Meter Accuracy Within +/- 1%	✓	✓	✓	✓
2.8" Color Touch LCD Meter	✓	✓	✓	✓
32 / 16 Daisy Chained PDUs Supported on 1 IP	✓	✓	✓	✓
Free Management Software	✓	✓	✓	✓
SNMP Capability v2 / v3	✓	✓	✓	✓
Phase Balance %	✓	✓	✓	✓
Temp., Humidity, Smoke & Door Sensors	✓	✓	✓	✓
RCM (Residual Current Monitoring Module)	✓	✓	✓	✓
Door Mount PDU Panel w/ 4.3" Color LCD	✓	✓	✓	✓
Wifi Kit (Supports Max. 32 Daisy Chained PDUs)	✓	✓	✓	✓
Local Meter	✓	✓	✓	✓
Resettable Fuse / Hydraulic MCB	✓	✓	✓	✓
ELCR / Surge Protector / EMI Filter	✓	✓	✓	✓
Tool-less Mounting	✓	✓	✓	✓
0U Form Factors	✓	✓	✓	✓
Operating Temperature -5 to 60°C	✓	✓	✓	✓
Voltage 400V / 208V	✓	✓	✓	✓
Outlet : US NEMA / C13 / C19 / UK / SCH / FR	✓	✓	✓	✓
IEC Lockable	✓	✓	✓	✓
IEC Individually Fused	✓	✓	✓	✓
Custom PDUs on Request	✓	✓	✓	✓



Sophisticated Meter

W Meter with 2.8" Touchscreen LCD

InfraPower 3-Phase intelligent PDU is supplied with a W meter. It provides not only local metering but also connection ports for PDU daisy chain as well as external sensor.


The 2.8" color LCD with touchscreen provides a sharp and highly visible display of kWh, kW, Power Factor, Volt, Amp, Temperature and Humidity. Apart from monitoring, W meter provides the cascade ports for daisy chain up to 32 / 16 x PDUs. For PDU IP access, simply connect one IP Dongle for all daisy chain PDUs. This allows use of a single IP address throughout the power network.

W meter is field replaceable unit which is hot swappable without the need to power down the PDU and the mission critical equipment.



PDU Daisy Chain Cascades

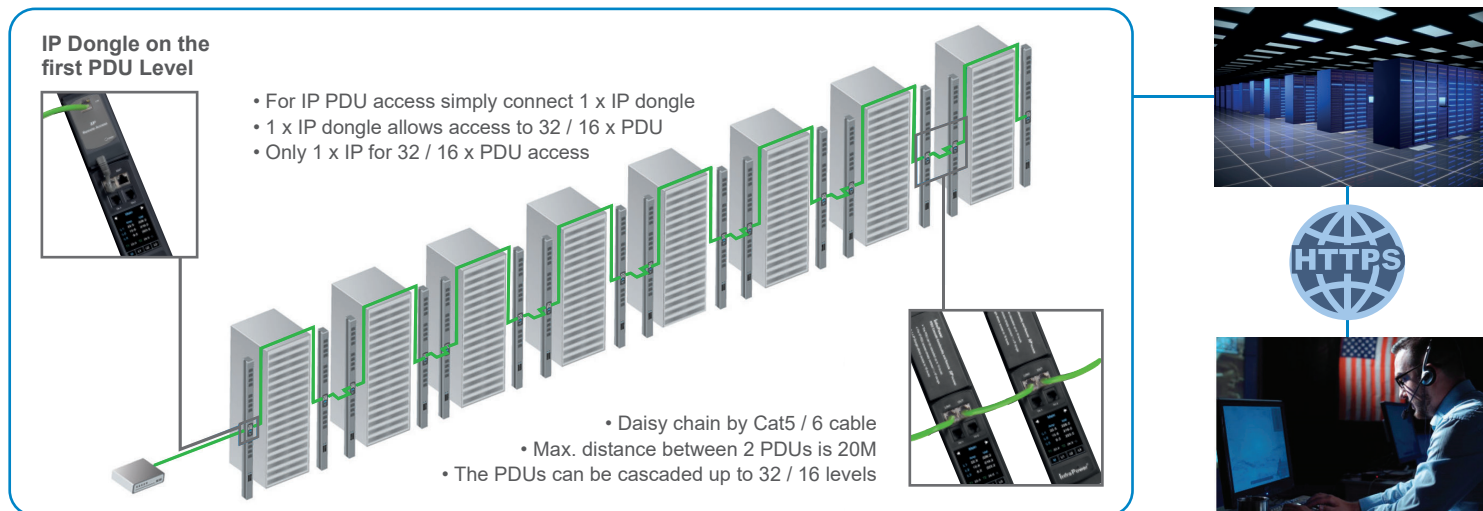
The W meter built-in not only provides the local power monitoring, but also the connection ports for the PDU daisy chain. For daisy chain connection, each PDU just simply to be connected in series to the next by Cat5/6 cables. Maximum 32 / 16 PDUs are supported in one daisy chain group.



High Efficiency PDU Remote Management

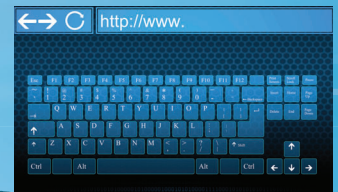
Patented IP Dongle provides IP remote access to the PDUs by a true network IP address chain. Only one network IP is required for max. 32 / 16 PDUs in a single daisy chain. InfraPower offers 3 kinds of remote management solutions for users' selection.

Management Software IPM-04, Web-based GUI, or 3rd Party DCIM via SNMP. The free but comprehensive IPM-04 supports up to 50 IP groups. Hence, max 1600 / 800 PDUs can be remotely managed from anywhere.



Remote Management Over IP

PDU remote management helps reducing manpower and hence improving uptime and productivity. It also benefits users with capacity planning and increasing the overall efficiency of the data center. InfraPower intelligent PDU offers 3 kinds of remote management solutions for users' selection.



Free Management Software IPM-04

InfraPower Manager IPM-04 is the free, powerful and user friendly PDU management software provided with W Series PDUs.

The Administrator can remotely manage the PDUs and the temperature / humidity sensors via the web browser. The Windows based software consolidates management of max. 1600 / 800 single & three phase PDUs via 50 IP dongles. 5 concurrent user access licences are part of the IPM-04 bundle, for achieving the demand of multi-user requirements in data center operations.

IPM-04 provides complete PDU monitoring / control and reporting functions for your data center.

Web-based GUI

A web-based GUI is integrated with our intelligent PDU. It is ideal for some users who simply require the power monitoring and input switching over IP.

3rd Party DCIM via SNMP

Nowadays, many data centers apply the DCIM (Data Center Infrastructure Management) in order to centralize the management for monitoring power, cooling and environmental factors across facilities and IT systems. InfraPower intelligent PDU supports SNMP integration and hence user can remotely manage the PDU via their DCIM.

Features		
Capacity	IP Dongle Group (Just 1 for 32 / 16 PDU levels)	50
	PDU Number	1600 / 800
	Concurrent Users	5
Features	Outlet Level kWh & Amp Measurement	✓
	Circuit Level kWh & Amp Monitoring	✓
	Apparent Power (kVA) Monitoring	✓
	Power Factor Measurement	✓
	Circuit Breaker (MCB) Monitoring	✓
	Temp-Humid Monitoring	✓
	Individual Outlet Switch ON / OFF	✓
	Outlet Scheduling	✓
	Alarm Threshold Setting	✓
	Rising Alert Threshold	✓
	Remote Access via Web	✓
	Graphic User Interface	✓
	Reporting	✓
	PDU Series Support	3-Phase W - Monitored PDU
3-Phase WI - Monitored PDU (Outlet Measurement)		✓
3-Phase WS - Switched PDU		✓
3-Phase WSI - Switched PDU (Outlet Measurement)		✓

PDU Monitoring

L1 - B1	Voltage: 211.8 Max. amp: 16 Load amp: 0.0	Alarm amp: 13.0 Rising alert amp: 0.0 Low alert amp: 0.0
L2 - B3	Voltage: 217.4 Max. amp: 16 Load amp: 0.0	Alarm amp: 13.0 Rising alert amp: 0.0 Low alert amp: 0.0
L3 - B5	Voltage: 214.0 Max. amp: 16 Load amp: 0.0	Alarm amp: 13.0 Rising alert amp: 0.0 Low alert amp: 0.0

Temp. & Humid. Monitoring

IDU Name	Temp	Hum
20150218 151344	23.3 / 28.2 / 0.0	81.7 / 85.0 / 0.0
20150218 151340	23.3 / 28.2 / 0.0	81.8 / 85.0 / 0.0
20150218 145342	23.3 / 28.2 / 0.0	82.2 / 85.0 / 0.0
20150218 144341	23.3 / 28.2 / 0.0	82.4 / 85.0 / 0.0
20150218 143340	23.3 / 28.2 / 0.0	82.8 / 85.0 / 0.0
20150218 142339	23.3 / 28.2 / 0.0	82.8 / 85.0 / 0.0
20150218 141339	23.3 / 28.2 / 0.0	82.8 / 85.0 / 0.0
20150218 140337	23.3 / 28.2 / 0.0	83.1 / 85.0 / 0.0
20150218 139336	23.3 / 28.2 / 0.0	83.1 / 85.0 / 0.0
20150218 138335	23.3 / 28.2 / 0.0	83.1 / 85.0 / 0.0
20150218 137334	23.4 / 28.2 / 0.0	83.3 / 85.0 / 0.0
20150218 136333	23.4 / 28.2 / 0.0	83.4 / 85.0 / 0.0
20150218 135332	23.4 / 28.2 / 0.0	83.3 / 85.0 / 0.0
20150218 134331	23.4 / 28.2 / 0.0	83.2 / 85.0 / 0.0
20150218 133330	23.4 / 28.2 / 0.0	83.2 / 85.0 / 0.0
20150218 132329	23.3 / 28.2 / 0.0	83.0 / 85.0 / 0.0
20150218 131328	23.3 / 28.2 / 0.0	82.7 / 85.0 / 0.0

Reporting

Date	Time	Model	Serial	Location	Status	Max. T	Load	Alert	Alert	Alert
20150218	02:30:21	V02150218-06A-W	WM45A	Rack_204	Connected	16	0.0	10.0	0.0	0.0
20150218	02:29:21	V02150218-06A-W	WM45A	Rack_204	Connected	16	0.0	10.0	0.0	0.0
20150218	02:28:21	V02150218-06A-W	WM45A	Rack_204	Connected	16	0.0	10.0	0.0	0.0
20150218	02:27:21	V02150218-06A-W	WM45A	Rack_204	Connected	16	0.0	10.0	0.0	0.0
20150218	02:26:21	V02150218-06A-W	WM45A	Rack_204	Connected	16	0.0	10.0	0.0	0.0
20150218	02:25:21	V02150218-06A-W	WM45A	Rack_204	Connected	16	0.0	10.0	0.0	0.0
20150218	02:24:21	V02150218-06A-W	WM45A	Rack_204	Connected	16	0.0	10.0	0.0	0.0
20150218	02:23:21	V02150218-06A-W	WM45A	Rack_204	Connected	16	0.0	10.0	0.0	0.0
20150218	02:22:21	V02150218-06A-W	WM45A	Rack_204	Connected	16	0.0	10.0	0.0	0.0
20150218	02:21:21	V02150218-06A-W	WM45A	Rack_204	Connected	16	0.0	10.0	0.0	0.0
20150218	02:20:21	V02150218-06A-W	WM45A	Rack_204	Connected	16	0.0	10.0	0.0	0.0
20150218	02:19:21	V02150218-06A-W	WM45A	Rack_204	Connected	16	0.0	10.0	0.0	0.0
20150218	02:18:21	V02150218-06A-W	WM45A	Rack_204	Connected	16	0.0	10.0	0.0	0.0
20150218	02:17:21	V02150218-06A-W	WM45A	Rack_204	Connected	16	0.0	10.0	0.0	0.0
20150218	02:16:21	V02150218-06A-W	WM45A	Rack_204	Connected	16	0.0	10.0	0.0	0.0
20150218	02:15:21	V02150218-06A-W	WM45A	Rack_204	Connected	16	0.0	10.0	0.0	0.0
20150218	02:14:21	V02150218-06A-W	WM45A	Rack_204	Connected	16	0.0	10.0	0.0	0.0
20150218	02:13:21	V02150218-06A-W	WM45A	Rack_204	Connected	16	0.0	10.0	0.0	0.0
20150218	02:12:21	V02150218-06A-W	WM45A	Rack_204	Connected	16	0.0	10.0	0.0	0.0
20150218	02:11:21	V02150218-06A-W	WM45A	Rack_204	Connected	16	0.0	10.0	0.0	0.0
20150218	02:10:21	V02150218-06A-W	WM45A	Rack_204	Connected	16	0.0	10.0	0.0	0.0
20150218	02:09:21	V02150218-06A-W	WM45A	Rack_204	Connected	16	0.0	10.0	0.0	0.0
20150218	02:08:21	V02150218-06A-W	WM45A	Rack_204	Connected	16	0.0	10.0	0.0	0.0
20150218	02:07:21	V02150218-06A-W	WM45A	Rack_204	Connected	16	0.0	10.0	0.0	0.0
20150218	02:06:21	V02150218-06A-W	WM45A	Rack_204	Connected	16	0.0	10.0	0.0	0.0
20150218	02:05:21	V02150218-06A-W	WM45A	Rack_204	Connected	16	0.0	10.0	0.0	0.0
20150218	02:04:21	V02150218-06A-W	WM45A	Rack_204	Connected	16	0.0	10.0	0.0	0.0
20150218	02:03:21	V02150218-06A-W	WM45A	Rack_204	Connected	16	0.0	10.0	0.0	0.0
20150218	02:02:21	V02150218-06A-W	WM45A	Rack_204	Connected	16	0.0	10.0	0.0	0.0
20150218	02:01:21	V02150218-06A-W	WM45A	Rack_204	Connected	16	0.0	10.0	0.0	0.0
20150218	02:00:21	V02150218-06A-W	WM45A	Rack_204	Connected	16	0.0	10.0	0.0	0.0

W PDU Series - Circuit Monitoring

Outlet nos			208V - 20A / 30A 400V - 16A / 32A	Dimensions (W x D x H, inch)
US	C13	C19		
6	36	6	VP6US / 36C13 / 6C19-W	2.8 x 3.2 x 70.9
	36	12	VP36C13 / 12C19-W	3.4 x 3.2 x 70.9
	30	12	VP30C13 / 12C19-W	3.4 x 3.2 x 70.9
	36	6	VP36C13 / 6C19-W	2.1 x 3.2 x 73.8
	30	6	VP30C13 / 6C19-W	2.1 x 3.2 x 70.9
	24	12	VP24C13 / 12C19-W	2.1 x 3.2 x 70.9
	24	6	VP24C13 / 6C19-W	2.1 x 3.2 x 66.9
	21	3	VP21C13 / 3C19-W	2.1 x 3.2 x 66.9
	18	6	VP18C13 / 6C19-W	2.1 x 3.2 x 66.9
	12	12	VP12C13 / 12C19-W	2.1 x 3.2 x 66.9
	12	6	VP12C13 / 6C19-W	2.1 x 3.2 x 66.9
	48		VP48C13-W	3.4 x 3.2 x 70.9
	42		VP42C13-W	3.4 x 3.2 x 70.9
	36		VP36C13-W	2.1 x 3.2 x 73.8
	30		VP30C13-W	2.1 x 3.2 x 70.9
	24		VP24C13-W	2.1 x 3.2 x 66.9
	18		VP18C13-W	2.1 x 3.2 x 66.9
		24	VP24C19-W	2.1 x 3.2 x 66.9
		18	VP18C19-W	2.1 x 3.2 x 66.9
		12	VP12C19-W	2.1 x 3.2 x 66.9

Outlet nos		208V - 50A / 60A 400V - 63A	Dimensions (W x D x H, inch)
C13	C19		
36	12	VP36C13 / 12C19-W	3.4 x 3.2 x 70.9
30	12	VP30C13 / 12C19-W	
36	6	VP36C13 / 6C19-W	
30	6	VP30C13 / 6C19-W	
24	12	VP24C13 / 12C19-W	
24	6	VP24C13 / 6C19-W	
48		VP48C13-W	
42		VP42C13-W	
36		VP36C13-W	
30		VP30C13-W	

1 inch = 25.4 mm

Available for : - Custom PDU

- Colored Chassis & IEC Outlet

- Lockable or Individually Fused IEC outlet PDU

* Configuration & dimension may be modified without prior notice



208V PDU

Inlet	Amp	Cordset	
		AWG	length
60309	60A	6	6.6 FT
CS8365C	50A	6	6.6 FT
L15-30P L21-30P	30A	10	6.6 FT
L15-20P L21-20P	20A	12	6.6 FT

Outlet	Standard	Lockable (option)	Individually Fused (option)
C13			
C19			
US Nema			

400V PDU

Inlet	Amp	Cordset	
		mm ²	length
60309	63A	10	2 M
60309	32A	4	2 M
60309	16A	1.5	2 M

Outlet	Standard	Lockable (option)	Individually Fused (option)
C13			
C19			

Wi PDU Series - Outlet & Circuit Monitoring

Outlet nos		208V - 20A / 30A	Dimensions (W x D x H, inch)
C13	C19	400V - 16A / 32A	
36	12	VP36C13 / 12C19-Wi	3.4 x 3.2 x 70.9
30	12	VP30C13 / 12C19-Wi	3.4 x 3.2 x 70.9
36	6	VP36C13 / 6C19-Wi	3.4 x 3.2 x 70.9
30	6	VP30C13 / 6C19-Wi	2.1 x 3.5 x 72.8
24	12	VP24C13 / 12C19-Wi	2.1 x 3.5 x 72.8
24	6	VP24C13 / 6C19-Wi	2.1 x 3.5 x 72.8
21	3	VP21C13 / 3C19-Wi	2.1 x 3.2 x 66.9
18	6	VP18C13 / 6C19-Wi	2.1 x 3.2 x 66.9
12	12	VP12C13 / 12C19-Wi	2.1 x 3.2 x 66.9
12	6	VP12C13 / 6C19-Wi	2.1 x 3.2 x 66.9
48		VP48C13-Wi	3.4 x 3.2 x 70.9
42		VP42C13-Wi	3.4 x 3.2 x 70.9
36		VP36C13-Wi	2.1 x 3.5 x 72.8
30		VP30C13-Wi	2.1 x 3.5 x 72.8
24		VP24C13-Wi	2.1 x 3.2 x 66.9
18		VP18C13-Wi	2.1 x 3.2 x 66.9
	24	VP24C19-Wi	2.1 x 3.2 x 66.9
	18	VP18C19-Wi	2.1 x 3.2 x 66.9
	12	VP12C19-Wi	2.1 x 3.2 x 66.9

Outlet nos		208V - 50A / 60A	Dimensions (W x D x H, inch)
C13	C19	400V - 63A	
36	12	VP36C13 / 12C19-Wi	3.4 x 3.2 x 70.9
30	12	VP30C13 / 12C19-Wi	
36	6	VP36C13 / 6C19-Wi	
30	6	VP30C13 / 6C19-Wi	
24	12	VP24C13 / 12C19-Wi	
24	6	VP24C13 / 6C19-Wi	
48		VP48C13-Wi	
42		VP42C13-Wi	
36		VP36C13-Wi	
30		VP30C13-Wi	

1 inch = 25.4 mm

Available for : - Custom PDU

- Colored Chassis & IEC Outlet

- Lockable or Individually Fused IEC outlet PDU

* Configuration & dimension may be modified without prior notice



208V PDU

Inlet	Amp	Cordset	
		AWG	length
60309	60A	6	6.6 FT
CS8365C	50A	6	6.6 FT
L15-30P L21-30P	30A	10	6.6 FT
L15-20P L21-20P	20A	12	6.6 FT

Outlet	Standard	Lockable (option)	Individually Fused (option)
C13			
C19			
US Nema			

400V PDU

Inlet	Amp	Cordset	
		mm ²	length
60309	63A	10	2 M
60309	32A	4	2 M
60309	16A	1.5	2 M

Outlet	Standard	Lockable (option)	Individually Fused (option)
C13			
C19			

WS PDU Series - Outlet Switching + Circuit Monitoring

Outlet nos		208V - 20A / 30A	Dimensions (W x D x H, inch)
C13	C19	400V - 16A / 32A	
36	12	VP36C13 / 12C19-WS	3.4 x 3.2 x 70.9
30	12	VP30C13 / 12C19-WS	3.4 x 3.2 x 70.9
36	6	VP36C13 / 6C19-WS	3.4 x 3.2 x 70.9
30	6	VP30C13 / 6C19-WS	2.1 x 3.5 x 72.8
24	12	VP24C13 / 12C19-WS	2.1 x 3.5 x 72.8
24	6	VP24C13 / 6C19-WS	2.1 x 3.5 x 72.8
21	3	VP21C13 / 3C19-WS	2.1 x 3.2 x 66.9
18	6	VP18C13 / 6C19-WS	2.1 x 3.2 x 66.9
12	12	VP12C13 / 12C19-WS	2.1 x 3.2 x 66.9
12	6	VP12C13 / 6C19-WS	2.1 x 3.2 x 66.9
48		VP48C13-WS	3.4 x 3.2 x 70.9
42		VP42C13-WS	3.4 x 3.2 x 70.9
36		VP36C13-WS	2.1 x 3.5 x 72.8
30		VP30C13-WS	2.1 x 3.5 x 72.8
24		VP24C13-WS	2.1 x 3.2 x 66.9
18		VP18C13-WS	2.1 x 3.2 x 66.9
	24	VP24C19-WS	2.1 x 3.2 x 66.9
	18	VP18C19-WS	2.1 x 3.2 x 66.9
	12	VP12C19-WS	2.1 x 3.2 x 66.9

Outlet nos		208V - 50A / 60A	Dimensions (W x D x H, inch)
C13	C19	400V - 63A	
36	12	VP36C13 / 12C19-WS	3.4 x 3.2 x 70.9
30	12	VP30C13 / 12C19-WS	
36	6	VP36C13 / 6C19-WS	
30	6	VP30C13 / 6C19-WS	
24	12	VP24C13 / 12C19-WS	
24	6	VP24C13 / 6C19-WS	
48		VP48C13-WS	
42		VP42C13-WS	
36		VP36C13-WS	
30		VP30C13-WS	

1 inch = 25.4 mm

Available for : - Custom PDU

- Colored Chassis & IEC Outlet

- Lockable or Individually Fused IEC outlet PDU

* Configuration & dimension may be modified without prior notice



208V PDU

Inlet	Amp	Cordset	
		AWG	length
60309	60A	6	6.6 FT
CS8365C	50A	6	6.6 FT
L15-30P L21-30P	30A	10	6.6 FT
L15-20P L21-20P	20A	12	6.6 FT

Outlet	Standard	Lockable (option)	Individually Fused (option)
C13			
C19			
US Nema			

400V PDU

Inlet	Amp	Cordset	
		mm ²	length
60309	63A	10	2 M
60309	32A	4	2 M
60309	16A	1.5	2 M

Outlet	Standard	Lockable (option)	Individually Fused (option)
C13			
C19			

WSi PDU Series - Outlet Switching + Outlet & Circuit Monitoring

Outlet nos		208V - 20A / 30A	Dimensions (W x D x H, inch)
C13	C19	400V - 16A / 32A	
36	12	VP36C13 / 12C19-WSi	3.4 x 3.2 x 70.9
30	12	VP30C13 / 12C19-WSi	3.4 x 3.2 x 70.9
36	6	VP36C13 / 6C19-WSi	3.4 x 3.2 x 70.9
30	6	VP30C13 / 6C19-WSi	2.1 x 3.5 x 72.8
24	12	VP24C13 / 12C19-WSi	2.1 x 3.5 x 72.8
24	6	VP24C13 / 6C19-WSi	2.1 x 3.5 x 72.8
21	3	VP21C13 / 3C19-WSi	2.1 x 3.2 x 66.9
18	6	VP18C13 / 6C19-WSi	2.1 x 3.2 x 66.9
12	12	VP12C13 / 12C19-WSi	2.1 x 3.2 x 66.9
12	6	VP12C13 / 6C19-WSi	2.1 x 3.2 x 66.9
48		VP48C13-WSi	3.4 x 3.2 x 70.9
42		VP42C13-WSi	3.4 x 3.2 x 70.9
36		VP36C13-WSi	2.1 x 3.5 x 72.8
30		VP30C13-WSi	2.1 x 3.5 x 72.8
24		VP24C13-WSi	2.1 x 3.2 x 66.9
18		VP18C13-WSi	2.1 x 3.2 x 66.9
	24	VP24C19-WSi	2.1 x 3.2 x 66.9
	18	VP18C19-WSi	2.1 x 3.2 x 66.9
	12	VP12C19-WSi	2.1 x 3.2 x 66.9

Outlet nos		208V - 50A / 60A	Dimensions (W x D x H, inch)
C13	C19	400V - 63A	
36	12	VP36C13 / 12C19-WSi	3.4 x 3.2 x 70.9
30	12	VP30C13 / 12C19-WSi	
36	6	VP36C13 / 6C19-WSi	
30	6	VP30C13 / 6C19-WSi	
24	12	VP24C13 / 12C19-WSi	
24	6	VP24C13 / 6C19-WSi	
48		VP48C13-WSi	
42		VP42C13-WSi	
36		VP36C13-WSi	
30		VP30C13-WSi	

1 inch = 25.4 mm

Available for : - Custom PDU

- Colored Chassis & IEC Outlet

- Lockable or Individually Fused IEC outlet PDU

* Configuration & dimension may be modified without prior notice



208V PDU

Inlet	Amp	Cordset	
		AWG	length
60309	60A	6	6.6 FT
CS8365C	50A	6	6.6 FT
L15-30P L21-30P	30A	10	6.6 FT
L15-20P L21-20P	20A	12	6.6 FT

Outlet	Standard	Lockable (option)	Individually Fused (option)
C13			
C19			
US Nema			

400V PDU

Inlet	Amp	Cordset	
		mm ²	length
60309	63A	10	2 M
60309	32A	4	2 M
60309	16A	1.5	2 M

Outlet	Standard	Lockable (option)	Individually Fused (option)
C13			
C19			

Accessories

IP Access Devices

IP Dongle

- US & worldwide patents
- Hot pluggable
- Allows IP remote access
- Supports up to 16 daisy chained PDUs
- Saves cost on IP addresses
- SNMP capability v2/v3

IPD-02-S



Dual Lan IP Dongle

- US & worldwide patents
- Supports 10/100 & gigabit LAN ethernet
- Dual LAN network failover
- Capability to access two separate networks
- Supports up to 32 daisy chained PDUs
- Saves cost on IP addresses
- SNMP capability v2/v3
- Simultaneous software applications - IPM-04, Built-in GUI & SNMP

[Details](#)

IPD-03-S



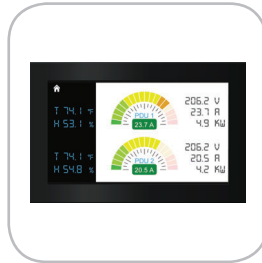
Optional Wifi Kit
IPD-WIFI

Sensors & Peripherals

4.3" Door Mount PDU Panel

- 4.3" color LCD touchscreen
- Supports two 1-phase or 3-phase PDUs
- Connect two PDU meters to display power, sensor status
- Enhance racks with information display
- No damage required to doors
- Plug & play

IP-ED-01



[Details](#)

Temp. & Humid. Sensor Temp. Sensor

- Plug & play
- External sensor with 2M or 4M cord
- Low profile design with magnetic base for easy affixing to the rack

IG-TH01-2M/4M
IG-T01-2M/4M



Smoke Sensor

- Smoke Sensor w/ 1M or 3M cord
- When smoke alarm triggers, sensor red LED lights on with beep sound continuously

IP-S01-1M / 3M



Door Sensor

- Mechanical door sensor w/ 2M or 4M cord
- Cost efficient integration into rack


IP-DSW-2M/4M



Safety Devices

ELCB

- Earth-leakage circuit breaker
- Safety component for systems with high earth impedance to prevent shock
- Interrupts the circuit if a dangerous voltage is detected



RCM

- Residual current monitoring
- Alerts users to current leaking from IT devices
- Reduces the danger for both the user and IT system



EMI Filter

- Maintains power stability
- Suppresses conducted interference on a signal/power line



SPT

- Surge protector
- Enhances device protection
- Grounds unwanted voltages above the safe threshold



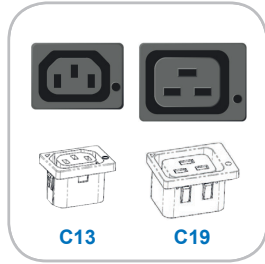
Accessories

Outlets

Lockable IEC Outlet

- Lockable IEC outlet PDU models are available to secure plugs and prevent accidental disconnection
- Supports standard or switched outlets
- Compatible with InfraPower lockable IEC power cords for outlet locking features

Details




Fused IEC Outlet

- Prevent overload of the active equipment
- Avoid short circuiting of the entire PDU
- 10A Rated C13 outlet w/ 5A glass fuse
- 16A Rated C19 outlet w/ 10A glass fuse



Colored IEC Outlet

- Colored C13 & C19 outlets help visualize the power connections of IT devices to facilitate power distribution management
- Standard color: Black
- Optional color: Red, Blue, White
- * Optional colored outlets for W & Wi only



Power Cords

Lockable IEC Cable

- Connect to InfraPower lockable IEC outlets to secure plugs and prevent accidental disconnection

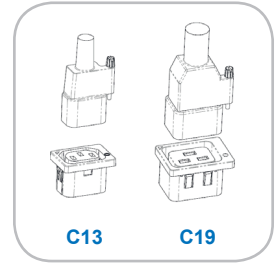
- Selection:

Black / Grey / Red / Blue / Orange / Green

C14 - C13: 0.5M / 1M / 2M

C20 - C19: 0.5M / 1M

Details



Colored UK Power Cord

- Enhance cable management and visualize power sources

- Selection:

Blue / Red

UK - C13 (0.75 mm²): 3ft / 6ft



Colored IEC Power Cord

- Enhance cable management and visualize power sources

- Selection:

C13 - C14 (1.0 mm²): 6ft / 10ft

Blue / Red / Orange / Light Grey

C19 - C20 (1.5 mm²): 6ft

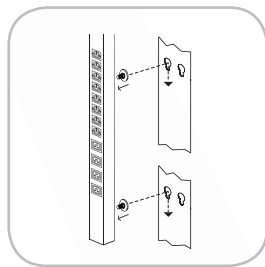
Blue/Red



Vertical Button Mounting Kit

- Quick and Tool-less integration simplifies PDU installation
- Designed for particular global branded cabinet with key hole type mounting holes on rear verticals

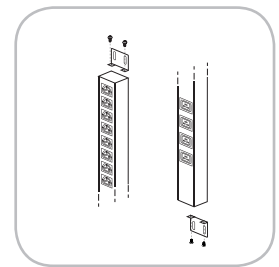
VMS



Vertical Bracket Mounting Kit

- Universal mounting kit supports all cabinet models
- Easy integration by mounting the PDU to the cabinet cable tray

VMB



Colored PDU Chassis

- Colored PDU chassis allow easy identification of power paths and simplifies management of power sources
- Standard color: Black
- Optional color: Red, Blue, Green, Orange, Purple, Yellow, White



Founded in 1995, Austin Hughes is a design and manufacturing group that offers a broad range of solutions based around 19 inch rack mount technology: the UltraRack IT server rack series, InfraRack intelligent rack solutions, InfraPower intelligent remote management power solutions, InfraCool intelligent remote cooling systems, InfraGuard environmental sensors and peripherals, InfraSolution remote locking and access control & CyberView LCD KVM switches. We also offer industrial & commercial IT products: UltraView professional displays & MiniBoot web reboot power.

Austin Hughes has ISO14001 and ISO9001 approved design, manufacturing, assembly and test facilities. We support a worldwide customer base through our global locations in the Americas, EMEA, APAC and ASEAN and through an extensive authorized channel partner network.



Rack Power Expert



Professional Distribution Partner



Americas

Austin Hughes Solutions Inc.
32900 Alvarado-Niles Rd, Suite 150
Union City, CA 94587
United States

inquiry@austin-hughes.com

EMEA

Austin Hughes Europe Ltd.
Unit 1, Chancery Gate Business Centre
Manor House Avenue
Southampton, SO15 0AE
United Kingdom

sales@austin-hughes.co.uk

APAC

Austin Hughes Electronics Ltd.
Unit 3608-12, Cable TV Tower
9 Hoi Shing Road, Tsuen Wan
Hong Kong

inquiry@austin-hughes.com

ASEAN

Austin Hughes Pte. Ltd.
3 Ang Mo Kio Street 62
#07-03 Link@AMK
Singapore 569139

inquiry@austin-hughes.com

Austin Hughes has an extensive distribution network, including the Americas, EMEA, APAC & ASEAN
Contact your nearest sales office for details of local representation

Please ask for details of other products from Austin Hughes. Every effort has been made to ensure that the information contained herein is correct. There is a possibility that the image(s) shown may not be exactly the same as the final product. The company reserves the right to modify product specifications without prior notice and assumes no responsibility for any error which may appear in this publication.

All brand names, logo and registered trademarks are properties of their respective owners.
Copyright 2021 Austin Hughes Electronics Ltd. All rights reserved.

Distributed by:

Distributor by country on application