

# InfraPower®



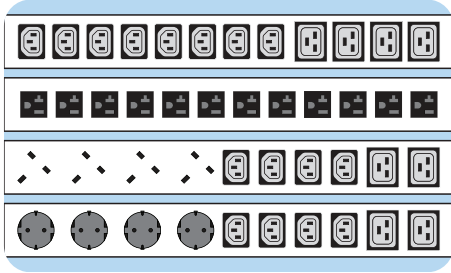
## 1-Phase Intelligent Vertical PDU 110V / 208V / 230V

Smarter Design ▪ Faster Delivery ▪ Better Performance

**AUSTIN**  
**HUGHES**


## Power Efficiency Management

With today's increasing demand for high technology power management solutions, PDU kWh measurement and the associated software allow data center managers to make key decisions regarding the most efficient use of power. The need to maximize power efficiency to reduce cost is high up the corporate agenda. For 24x7x365 operation, a small increase in efficiency can result in major savings in running cost. **W series** PDUs provide the kWh measurement for an effective planning on the power capacity. Models with outlet level kWh measurement are also available.




### ► Broadest Portfolio of Intelligent PDU

Austin Hughes offers cost efficient PDU models with most popular configurations in the market. In addition, custom PDU configurations are also available on request for flexibility & specific user requirements. With build to order system, we produce & deliver exactly what customer needs.



### ► Quality PDUs in Short Lead Time

Austin Hughes designs highly reliable intelligent PDUs in efficient production, assembly and inventory processes. Every InfraPower PDU unit is 100% tested before shipment. All these efforts allow us to deliver quality PDUs to customers in the shortest lead time.



### ► Compliance Approval

Our dedicated PDU compliance team ensures conformance to safety & reliability standard in US, EMEA & APAC.



### ► Slim Profile Design

For efficient mounting to rack, InfraPower vertical PDU steel casing is designed in 54mm slim profile for single IEC row. For most of the global brand of IT racks, such slim casing design allows dual PDU mounting to one side in the rack for one side power cabling orientation.



### ► High Metering Accuracy

The sharp and highly visible display of the color LCD provides local data of current (AMP), voltage (Volt), power (KW), energy consumption (KWh), power factor of entire PDU. This data has a metering accuracy to within +/- 1%.



### ► Circuit Protection

Safety operation is essential for your data center and server room. InfraPower 1-Phase PDU offers Resettable Fuse or Hydraulic MCB to protect the PDU circuit from current overload.



# 4 Intelligent PDU Series

Circuit Monitoring **W**

**WS** Outlet Switching  
Circuit Monitoring


Outlet & Circuit Monitoring **Wi**

**WSi** Outlet Switching  
Outlet & Circuit Monitoring



W Intelligent PDU series	Monitored		Switched	
	W	Wi	WS	WSi
Outlet Level Measurement Over IP		✓		✓
Outlet Switch ON / OFF			✓	✓
Circuit Amp - kWh Measurement	✓	✓	✓	✓
Hot-Swappable Meter	✓	✓	✓	✓
Billing Grade Meter Accuracy Within +/- 1%	✓	✓	✓	✓
1.8" Color LCD / 2.8" Color Touch LCD	✓	✓	✓	✓
32 / 16 Daisy Chained PDUs Supported on 1 IP	✓	✓	✓	✓
Free Management Software	✓	✓	✓	✓
SNMP Capability v2 / v3	✓	✓	✓	✓
Temp., Humidity, Smoke & Door Sensors	✓	✓	✓	✓
RCM (Residual Current Monitoring Module)	✓	✓	✓	✓
Door Mount PDU Panel w/ 4.3" Color LCD	✓	✓	✓	✓
Wifi Kit (Supports Max. 32 Daisy Chained PDUs)	✓	✓	✓	✓
Local Meter	✓	✓	✓	✓
Resettable Fuse / Hydraulic MCB	✓	✓	✓	✓
ELCR / Surge Protector / EMI Filter	✓	✓	✓	✓
Tool-less Mounting	✓	✓	✓	✓
0U Form Factors	✓	✓	✓	✓
Operating Temperature -5 to 60°C	✓	✓	✓	✓
Voltage 230V / 208V / 110V	✓	✓	✓	✓
Outlet : US NEMA / C13 / C19 / UK / SCH / FR	✓	✓	✓	✓
IEC Lockable	✓	✓	✓	✓
IEC Individually Fused	✓	✓	✓	✓
Custom PDUs on Request	✓	✓	✓	✓

\* For selective configurations, 2.8" touchscreen display will be applied.



# Sophisticated Meter

## W Meter

InfraPower intelligent PDU is supplied with a W meter. It provides not only local metering but also connection ports for PDU daisy chain as well as external sensor.

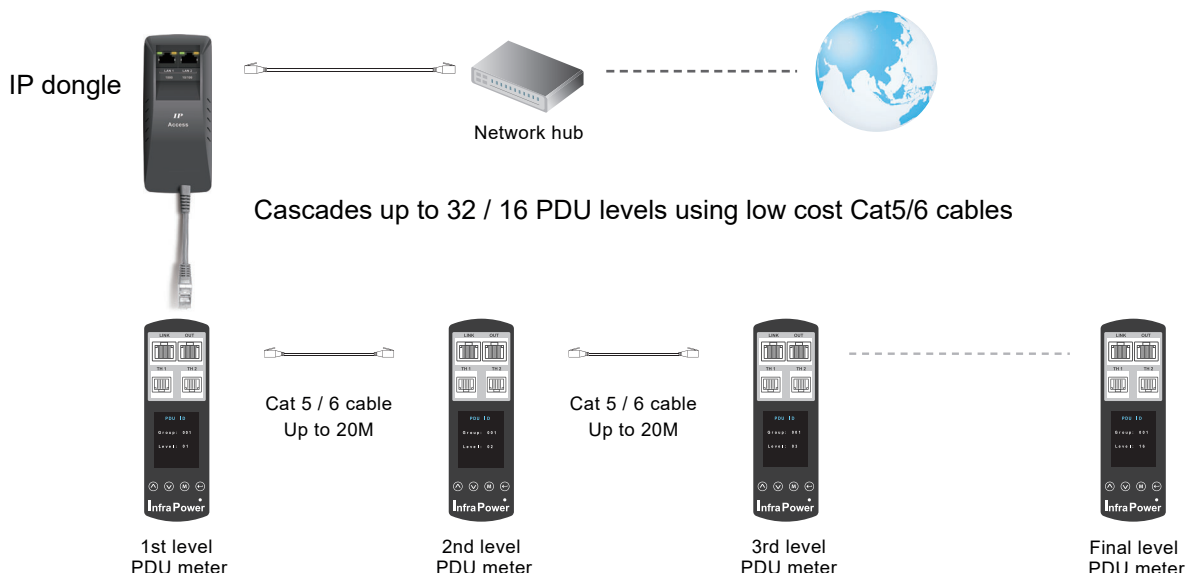
The color LCD provides a sharp and highly visible display of kWh, kW, Power Factor, Volt, Amp, Temperature and Humidity. Apart from monitoring, W meter provides the cascade ports for daisy chain up to 32 / 16 x PDUs. For PDU IP access, simply connect one IP Dongle for all daisy chain PDUs. This allows use of a single IP address throughout the power network.

W meter is field replaceable unit which is hot swappable without the need to power down the PDU and the mission critical equipment.



## PDU Daisy Chain Cascades

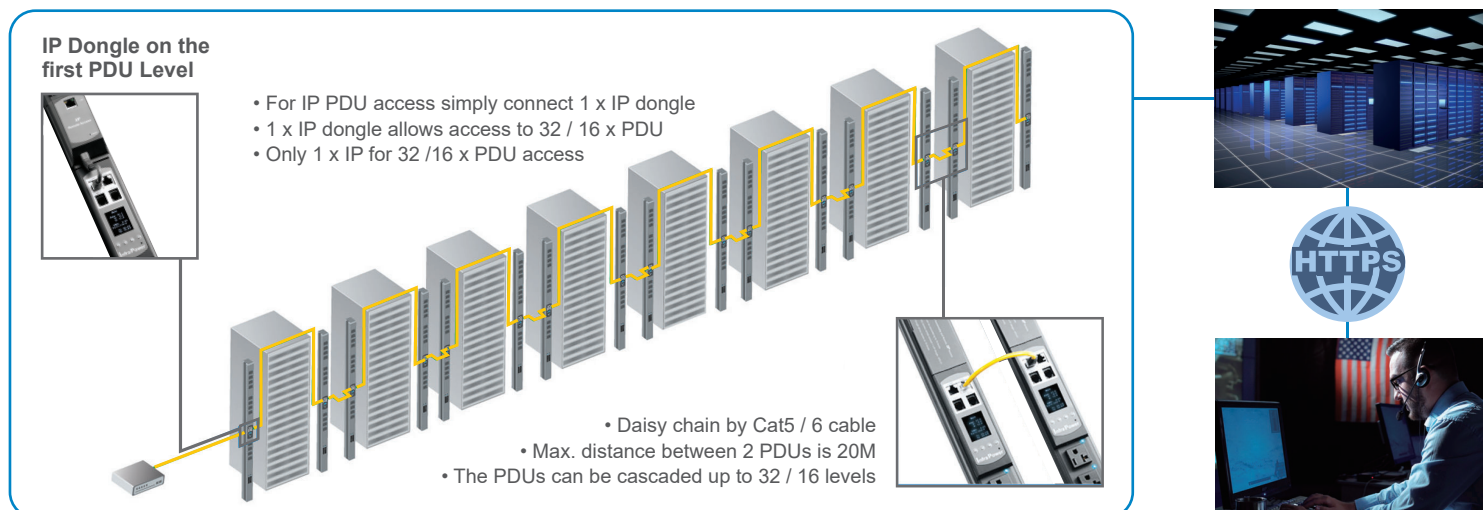
The W meter built-in not only provides the local power monitoring, but also the connection ports for the PDU daisy chain. For daisy chain connection, each PDU just simply to be connected in series to the next by Cat5/6 cables. Maximum 32 / 16 PDUs are supported in one daisy chain group.



## High Efficiency PDU Remote Management

Patented IP Dongle provides IP remote access to the PDUs by a true network IP address chain. Only one network IP is required for max. 32 / 16 PDUs in a single daisy chain. InfraPower offers 3 kinds of remote management solutions for users' selection.

Management Software IPM-04, Web-based GUI, or 3rd Party DCIM via SNMP. The free but comprehensive IPM-04 supports up to 50 IP groups. Hence, max 1600 / 800 PDUs can be remotely managed from anywhere.



## Remote Management Over IP

PDU remote management helps reducing manpower and hence improving uptime and productivity. It also benefits users with capacity planning and increasing the overall efficiency of the data center. InfraPower intelligent PDU offers 3 kinds of remote management solutions for users' selection.



Free Download

Built-in

via SNMP

## Free Management Software IPM-04

InfraPower Manager IPM-04 is the free, powerful and user friendly PDU management software provided with W Series PDUs.

The Administrator can remotely manage the PDUs and the temperature / humidity sensors via the web browser. The Windows based software consolidates management of max. 1600 / 800 single & three phase PDUs via 50 IP dongles. 5 concurrent user access licences are part of the IPM-04 bundle, for achieving the demand of multi-user requirements in data center operations.

IPM-04 provides complete PDU monitoring / control and reporting functions for your data center.

## Web-based GUI

A web-based GUI is integrated with our intelligent PDU. It is ideal for some users who simply require the power monitoring and input switching over IP.

## 3rd Party DCIM via SNMP

Nowadays, many data centers apply the DCIM ( Data Center Infrastructure Management ) in order to centralize the management for monitoring power, cooling and environmental factors across facilities and IT systems. InfraPower intelligent PDU supports SNMP integration and hence user can remotely manage the PDU via their DCIM.

Features		
Capacity	IP Dongle Group ( Just 1 for 32 / 16 PDU levels )	50
	PDU Number	1600 / 800
	Concurrent Users	5
Features	Outlet Level kWh & Amp Measurement	✓
	Circuit Level kWh & Amp Monitoring	✓
	Apparent Power ( kVA ) Monitoring	✓
	Power Factor Measurement	✓
	Circuit Breaker ( MCB ) Monitoring	✓
	Temp-Humid Monitoring	✓
	Individual Outlet Switch ON / OFF	✓
	Outlet Scheduling	✓
	Alarm Threshold Setting	✓
	Rising Alert Threshold	✓
	Remote Access via Web	✓
	Graphic User Interface	✓
	Reporting	✓
	PDU Series Support	1-Phase W - Monitored PDU
1-Phase WI - Monitored PDU ( Outlet Measurement )		✓
1-Phase WS - Switched PDU		✓
1-Phase WSI - Switched PDU ( Outlet Measurement )		✓

## PDU Monitoring

L1 - B1	Voltage: 211.8 Max. amp: 16 Load amp: 0.0	Alarm amp: 13.0 Rising alert amp: 0.0 Low alert amp: 0.0
L2 - B3	Voltage: 217.4 Max. amp: 16 Load amp: 0.0	Alarm amp: 13.0 Rising alert amp: 0.0 Low alert amp: 0.0
L3 - B5	Voltage: 214.0 Max. amp: 16 Load amp: 0.0	Alarm amp: 13.0 Rising alert amp: 0.0 Low alert amp: 0.0

## Temp. & Humid. Monitoring

IDU Name	Type	Model	Status	Location	Temp	Humid	TH %
20190218	151344	V10159016-66AW	Connected	Front_Tap	23.3 / 28.2 / 0.0	81.7 / 85.0 / 0.0	
20190218	151340	V10159016-66AW	Connected	Front_Tap	23.3 / 28.2 / 0.0	81.8 / 85.0 / 0.0	
20190218	144342	V10159016-66AW	Connected	Front_Tap	23.3 / 28.2 / 0.0	82.2 / 85.0 / 0.0	
20190218	144341	V10159016-66AW	Connected	Front_Tap	23.3 / 28.2 / 0.0	82.4 / 85.0 / 0.0	
20190218	144340	V10159016-66AW	Connected	Front_Tap	23.3 / 28.2 / 0.0	82.8 / 85.0 / 0.0	
20190218	142330	V10159016-66AW	Connected	Front_Tap	23.3 / 28.2 / 0.0	82.8 / 85.0 / 0.0	
20190218	142329	V10159016-66AW	Connected	Front_Tap	23.3 / 28.2 / 0.0	82.8 / 85.0 / 0.0	
20190218	142328	V10159016-66AW	Connected	Front_Tap	23.3 / 28.2 / 0.0	83.1 / 85.0 / 0.0	
20190218	142327	V10159016-66AW	Connected	Front_Tap	23.3 / 28.2 / 0.0	83.1 / 85.0 / 0.0	
20190218	133334	V10159016-66AW	Connected	Front_Tap	23.4 / 28.2 / 0.0	83.3 / 85.0 / 0.0	
20190218	133333	V10159016-66AW	Connected	Front_Tap	23.4 / 28.2 / 0.0	83.4 / 85.0 / 0.0	
20190218	133332	V10159016-66AW	Connected	Front_Tap	23.4 / 28.2 / 0.0	83.3 / 85.0 / 0.0	
20190218	133331	V10159016-66AW	Connected	Front_Tap	23.4 / 28.2 / 0.0	83.2 / 85.0 / 0.0	
20190218	123330	V10159016-66AW	Connected	Front_Tap	23.4 / 28.2 / 0.0	83.8 / 85.0 / 0.0	
20190218	124329	V10159016-66AW	Connected	Front_Tap	23.3 / 28.2 / 0.0	83.8 / 85.0 / 0.0	
20190218	124328	V10159016-66AW	Connected	Front_Tap	23.3 / 28.2 / 0.0	83.7 / 85.0 / 0.0	

## Reporting

Date	Type	Model	Name	Location	Status	Max. T	Load	Alert	TH	Alert
20190210	023021	V80159016-66AW	VM45A	Rack_D04	Connected	16	0.0	10.0	0.0	0.0
20190210	023021	V80159016-66AW	VM45A	Rack_D04	Connected	16	0.0	10.0	0.0	0.0
20190210	023021	V80159016-66AW	VM45A	Rack_D04	Connected	16	0.0	10.0	0.0	0.0
20190210	023018	V80159016-66AW	VM45A	Rack_D04	Connected	16	0.0	10.0	0.0	0.0
20190210	013018	V80159016-66AW	VM45A	Rack_D04	Connected	16	0.0	10.0	0.0	0.0
20190210	013018	V80159016-66AW	VM45A	Rack_D04	Connected	16	0.0	10.0	0.0	0.0
20190210	013014	V80159016-66AW	VM45A	Rack_D04	Connected	16	0.0	10.0	0.0	0.0
20190210	013013	V80159016-66AW	VM45A	Rack_D04	Connected	16	0.0	10.0	0.0	0.0
20190210	023013	V80159016-66AW	VM45A	Rack_D04	Connected	16	0.0	10.0	0.0	0.0
20190210	023013	V80159016-66AW	VM45A	Rack_D04	Connected	16	0.0	10.0	0.0	0.0
20190210	023013	V80159016-66AW	VM45A	Rack_D04	Connected	16	0.0	10.0	0.0	0.0
20190210	023013	V80159016-66AW	VM45A	Rack_D04	Connected	16	0.0	10.0	0.0	0.0
20190210	233014	V80159016-66AW	VM45A	Rack_D04	Connected	16	0.0	10.0	0.0	0.0
20190210	233014	V80159016-66AW	VM45A	Rack_D04	Connected	16	0.0	10.0	0.0	0.0
20190210	233013	V80159016-66AW	VM45A	Rack_D04	Connected	16	0.0	10.0	0.0	0.0
20190210	233013	V80159016-66AW	VM45A	Rack_D04	Connected	16	0.0	10.0	0.0	0.0
20190210	233013	V80159016-66AW	VM45A	Rack_D04	Connected	16	0.0	10.0	0.0	0.0



# W PDU Series - Circuit Monitoring

## IEC / NEMA outlet model

Outlet nos		208V - 20A / 30A	Dimension ( W x D x H , inch )
C13	C19	230V - 16A / 20A / 32A	
36	6	V36C13 / 6C19-W	2.1 x 3.2 x 67.9
30	6	V30C13 / 6C19-W	2.1 x 3.2 x 69.9
28	6	V28C13 / 6C19-W	2.1 x 3.2 x 69.9
28	4	V28C13 / 4C19-W	2.1 x 3.2 x 69.9
24	6	V24C13 / 6C19-W	2.1 x 3.2 x 65.0
24	4	V24C13 / 4C19-W	2.1 x 3.2 x 65.0
21	4	V21C13 / 4C19-W	2.1 x 3.2 x 53.1
21	3	V21C13 / 3C19-W	2.1 x 3.2 x 53.1
20	6	V20C13 / 6C19-W	2.1 x 3.2 x 65.0
20	4	V20C13 / 4C19-W	2.1 x 3.2 x 53.1
20	2	V20C13 / 2C19-W	2.1 x 3.2 x 53.1
16	4	V16C13 / 4C19-W	2.1 x 3.2 x 53.1
16	2	V16C13 / 2C19-W	2.1 x 3.2 x 53.1
12	12	V12C13 / 12C19-W	2.1 x 3.2 x 53.1
12	4	V12C13 / 4C19-W	2.1 x 3.2 x 43.3
12	2	V12C13 / 2C19-W	2.1 x 3.2 x 43.3
8	4	V8C13 / 4C19-W	2.1 x 3.2 x 43.3
8	2	V8C13 / 2C19-W	2.1 x 3.2 x 43.3
36		V36C13-W	2.1 x 3.2 x 67.9
32		V32C13-W	2.1 x 3.2 x 65.0
28		V28C13-W	2.1 x 3.2 x 65.0
24		V24C13-W	2.1 x 3.2 x 53.1
20		V20C13-W	2.1 x 3.2 x 53.1
16		V16C13-W	2.1 x 3.2 x 53.1
12		V12C13-W	2.1 x 3.2 x 43.3
8		V8C13-W	2.1 x 3.2 x 43.3
	12	V12C19-W	* 2.4 x 2.4 x 47.2
	10	V10C19-W	* 2.4 x 2.4 x 47.2
	8	V8C19-W	* 2.4 x 2.4 x 35.4
	6	V6C19-W	* 2.4 x 2.4 x 35.4

Outlet nos		110V - 15A / 20A / 30A	Dimension ( W x D x H , inch )
NEMA			
36		V36US-W	2.1 x 3.2 x 67.9
32		V32US-W	2.1 x 3.2 x 65.0
28		V28US-W	2.1 x 3.2 x 65.0
24		V24US-W	2.1 x 3.2 x 65.0
20		V20US-W	2.1 x 3.2 x 53.1
16		V16US-W	2.1 x 3.2 x 53.1
12		V12US-W	2.1 x 3.2 x 43.3
8		V8US-W	2.1 x 3.2 x 43.3

## UK / Schuko / French outlet model

1 inch = 25.4 mm

Outlet nos			230V - 13A / 16A / 20A / 32A	Dimension ( W x D x H , mm )
UK	C13	C19		
24			V24UK-W	* 60 x 60 x 1650
20			V20UK-W	* 60 x 60 x 1650
16			V16UK-W	* 60 x 60 x 1425
12			V12UK-W	* 60 x 60 x 1200
8			V8UK-W	* 60 x 60 x 900
4	20	6	V4UK / 20C13 / 6C19-W	* 60 x 60 x 1800
4	20	4	V4UK / 20C13 / 4C19-W	* 60 x 60 x 1800
4	16	4	V4UK / 16C13 / 4C19-W	* 60 x 60 x 1650
4	12	4	V4UK / 12C13 / 4C19-W	* 60 x 60 x 1425
4	8	4	V4UK / 8C13 / 4C19-W	* 60 x 60 x 1200

Outlet nos			230V - 16A / 20A / 32A	Dimension ( W x D x H , mm )
SCH	C13	C19		
24			V24SCH-W	* 60 x 60 x 1650
20			V20SCH-W	* 60 x 60 x 1425
16			V16SCH-W	* 60 x 60 x 1200
12			V12SCH-W	* 60 x 60 x 1200
8			V8SCH-W	* 60 x 60 x 900
4	20	6	V4SCH / 20C13 / 6C19-W	* 60 x 60 x 1800
4	20	4	V4SCH / 20C13 / 4C19-W	* 60 x 60 x 1650
4	16	4	V4SCH / 16C13 / 4C19-W	* 60 x 60 x 1650
4	12	4	V4SCH / 12C13 / 4C19-W	* 60 x 60 x 1425
4	8	4	V4SCH / 8C13 / 4C19-W	* 60 x 60 x 1200

Outlet nos			230V - 16A / 20A / 32A	Dimension ( W x D x H , mm )
FR	C13	C19		
24			V24FR-W	* 60 x 60 x 1650
20			V20FR-W	* 60 x 60 x 1425
16			V16FR-W	* 60 x 60 x 1200
12			V12FR-W	* 60 x 60 x 1200
8			V8FR-W	* 60 x 60 x 900
4	20	6	V4FR / 20C13 / 6C19-W	* 60 x 60 x 1800
4	20	4	V4FR / 20C13 / 4C19-W	* 60 x 60 x 1650
4	16	4	V4FR / 16C13 / 4C19-W	* 60 x 60 x 1650
4	12	4	V4FR / 12C13 / 4C19-W	* 60 x 60 x 1425
4	8	4	V4FR / 8C13 / 4C19-W	* 60 x 60 x 1200

Available for : - Custom PDU  
 - 230V 63A PDU  
 - Colored Chassis & IEC Outlet  
 - Lockable or Individually Fused IEC outlet PDU

PDU Chassis Materials : Steel  
 : Extrusion \*

\* Configuration & dimension may be modified without prior notice

## 230V PDU

Inlet	Amp	Cordset	
		mm <sup>2</sup>	length
60309	32A	4	3 M
Open end	20A	2.5	3 M
C20	16A	1.5	3 M
BS1363	13A	1.5	3 M

Outlet	C13	C19	UK	SCH	FR

## 208V PDU

Inlet	Amp	Cordset	
		AWG	length
L6-30P	30A	10	10 FT
L6-20P	20A	12	10 FT

Outlet	C13	C19

## 110V PDU

Inlet	Amp	Cordset	
		AWG	length
L5-30P  5-30P	30A	10	10 FT
L5-20P  5-20P	20A	12	10 FT
5-15P	15A	14	10 FT

Outlet	NEMA



# Wi PDU Series - Outlet & Circuit Monitoring

## IEC / NEMA outlet model

Outlet nos		208V - 20A / 30A	Dimension ( W x D x H , inch )
C13	C19	230V - 16A / 20A / 32A	
36	6	V36C13 / 6C19-Wi	2.1 x 3.2 x 67.9
30	6	V30C13 / 6C19-Wi	2.1 x 3.2 x 69.9
28	6	V28C13 / 6C19-Wi	2.1 x 3.2 x 69.9
28	4	V28C13 / 4C19-Wi	2.1 x 3.2 x 69.9
24	6	V24C13 / 6C19-Wi	2.1 x 3.2 x 65.0
24	4	V24C13 / 4C19-Wi	2.1 x 3.2 x 65.0
21	4	V21C13 / 4C19-Wi	2.1 x 3.2 x 53.1
21	3	V21C13 / 3C19-Wi	2.1 x 3.2 x 53.1
20	6	V20C13 / 6C19-Wi	2.1 x 3.2 x 65.0
20	4	V20C13 / 4C19-Wi	2.1 x 3.2 x 53.1
20	2	V20C13 / 2C19-Wi	2.1 x 3.2 x 53.1
16	4	V16C13 / 4C19-Wi	2.1 x 3.2 x 53.1
16	2	V16C13 / 2C19-Wi	2.1 x 3.2 x 53.1
12	12	V12C13 / 12C19-Wi	2.1 x 3.2 x 53.1
12	4	V12C13 / 4C19-Wi	2.1 x 3.2 x 43.3
12	2	V12C13 / 2C19-Wi	2.1 x 3.2 x 43.3
8	4	V8C13 / 4C19-Wi	2.1 x 3.2 x 43.3
8	2	V8C13 / 2C19-Wi	2.1 x 3.2 x 43.3
36		V36C13-Wi	2.1 x 3.2 x 67.9
32		V32C13-Wi	2.1 x 3.2 x 65.0
28		V28C13-Wi	2.1 x 3.2 x 65.0
24		V24C13-Wi	2.1 x 3.2 x 53.1
20		V20C13-Wi	2.1 x 3.2 x 53.1
16		V16C13-Wi	2.1 x 3.2 x 53.1
12		V12C13-Wi	2.1 x 3.2 x 43.3
8		V8C13-Wi	2.1 x 3.2 x 43.3
	12	V12C19-Wi	* 2.4 x 2.4 x 47.2
	10	V10C19-Wi	* 2.4 x 2.4 x 47.2
	8	V8C19-Wi	* 2.4 x 2.4 x 35.4
	6	V6C19-Wi	* 2.4 x 2.4 x 35.4

Outlet nos		110V - 15A / 20A / 30A	Dimension ( W x D x H , inch )
NEMA			
36		V36US-Wi	3.4 x 3.2 x 65.0
32		V32US-Wi	2.1 x 3.2 x 65.0
28		V28US-Wi	2.1 x 3.2 x 65.0
24		V24US-Wi	2.1 x 3.2 x 65.0
20		V20US-Wi	2.1 x 3.2 x 53.1
16		V16US-Wi	2.1 x 3.2 x 53.1
12		V12US-Wi	2.1 x 3.2 x 43.3
8		V8US-Wi	2.1 x 3.2 x 43.3

## UK / Schuko / French outlet model

1 inch = 25.4 mm

Outlet nos			230V - 13A / 16A / 20A / 32A	Dimension ( W x D x H , mm )
UK	C13	C19		
24			V24UK-Wi	* 60 x 90 x 1650
20			V20UK-Wi	* 60 x 90 x 1650
16			V16UK-Wi	* 60 x 90 x 1425
12			V12UK-Wi	* 60 x 90 x 1200
8			V8UK-Wi	* 60 x 90 x 1200
4	20	6	V4UK / 20C13 / 6C19-Wi	* 60 x 90 x 1800
4	20	4	V4UK / 20C13 / 4C19-Wi	* 60 x 90 x 1800
4	16	4	V4UK / 16C13 / 4C19-Wi	* 60 x 90 x 1650
4	12	4	V4UK / 12C13 / 4C19-Wi	* 60 x 90 x 1425
4	8	4	V4UK / 8C13 / 4C19-Wi	* 60 x 90 x 1200

Outlet nos			230V - 16A / 20A / 32A	Dimension ( W x D x H , mm )
SCH	C13	C19		
24			V24SCH-Wi	* 60 x 60 x 1650
20			V20SCH-Wi	* 60 x 90 x 1425
16			V16SCH-Wi	* 60 x 90 x 1200
12			V12SCH-Wi	* 60 x 90 x 1200
8			V8SCH-Wi	* 60 x 90 x 1200
4	20	6	V4SCH / 20C13 / 6C19-Wi	* 60 x 90 x 1800
4	20	4	V4SCH / 20C13 / 4C19-Wi	* 60 x 90 x 1650
4	16	4	V4SCH / 16C13 / 4C19-Wi	* 60 x 90 x 1650
4	12	4	V4SCH / 12C13 / 4C19-Wi	* 60 x 90 x 1425
4	8	4	V4SCH / 8C13 / 4C19-Wi	* 60 x 90 x 1200

Outlet nos			230V - 16A / 20A / 32A	Dimension ( W x D x H , mm )
FR	C13	C19		
24			V24FR-Wi	* 60 x 60 x 1650
20			V20FR-Wi	* 60 x 90 x 1425
16			V16FR-Wi	* 60 x 90 x 1200
12			V12FR-Wi	* 60 x 90 x 1200
8			V8FR-Wi	* 60 x 90 x 1200
4	20	6	V4FR / 20C13 / 6C19-Wi	* 60 x 90 x 1800
4	20	4	V4FR / 20C13 / 4C19-Wi	* 60 x 90 x 1650
4	16	4	V4FR / 16C13 / 4C19-Wi	* 60 x 90 x 1650
4	12	4	V4FR / 12C13 / 4C19-Wi	* 60 x 90 x 1425
4	8	4	V4FR / 8C13 / 4C19-Wi	* 60 x 90 x 1200

Available for : - Custom PDU  
 - 230V 63A PDU  
 - Colored Chassis & IEC Outlet  
 - Lockable or Individually Fused IEC outlet PDU

PDU Chassis Materials : Steel  
 : Extrusion \*

\* Configuration & dimension may be modified without prior notice

## 230V PDU

Inlet	Amp	Cordset	
		mm <sup>2</sup>	length
60309	32A	4	3 M
Open end	20A	2.5	3 M
C20	16A	1.5	3 M
BS1363	13A	1.5	3 M

Outlet	C13	C19	UK	SCH	FR

## 208V PDU

Inlet	Amp	Cordset	
		AWG	length
L6-30P	30A	10	10 FT
L6-20P	20A	12	10 FT

Outlet	C13	C19

## 110V PDU

Inlet	Amp	Cordset	
		AWG	length
5-30P	30A	10	10 FT
5-20P	20A	12	10 FT
5-15P	15A	14	10 FT

Outlet	NEMA

# WS PDU Series - Outlet Switching + Circuit Monitoring

## IEC / NEMA outlet model

Outlet nos		208V - 20A / 30A	Dimension ( W x D x H , inch )
C13	C19	230V - 16A / 20A / 32A	
36	6	V36C13 / 6C19-WS	2.1 x 3.2 x 67.9
30	6	V30C13 / 6C19-WS	2.1 x 3.2 x 69.9
28	6	V28C13 / 6C19-WS	2.1 x 3.2 x 69.9
28	4	V28C13 / 4C19-WS	2.1 x 3.2 x 69.9
24	6	V24C13 / 6C19-WS	2.1 x 3.2 x 65.0
24	4	V24C13 / 4C19-WS	2.1 x 3.2 x 65.0
21	4	V21C13 / 4C19-WS	2.1 x 3.2 x 53.1
21	3	V21C13 / 3C19-WS	2.1 x 3.2 x 53.1
20	6	V20C13 / 6C19-WS	2.1 x 3.2 x 65.0
20	4	V20C13 / 4C19-WS	2.1 x 3.2 x 53.1
20	2	V20C13 / 2C19-WS	2.1 x 3.2 x 53.1
16	4	V16C13 / 4C19-WS	2.1 x 3.2 x 53.1
16	2	V16C13 / 2C19-WS	2.1 x 3.2 x 53.1
12	12	V12C13 / 12C19-WS	2.1 x 3.2 x 53.1
12	4	V12C13 / 4C19-WS	2.1 x 3.2 x 43.3
12	2	V12C13 / 2C19-WS	2.1 x 3.2 x 43.3
8	4	V8C13 / 4C19-WS	2.1 x 3.2 x 43.3
8	2	V8C13 / 2C19-WS	2.1 x 3.2 x 43.3
36		V36C13-WS	2.1 x 3.2 x 67.9
32		V32C13-WS	2.1 x 3.2 x 65.0
28		V28C13-WS	2.1 x 3.2 x 65.0
24		V24C13-WS	2.1 x 3.2 x 53.1
20		V20C13-WS	2.1 x 3.2 x 53.1
16		V16C13-WS	2.1 x 3.2 x 53.1
12		V12C13-WS	2.1 x 3.2 x 43.3
8		V8C13-WS	2.1 x 3.2 x 43.3
	12	V12C19-WS *	2.4 x 2.4 x 47.2
	10	V10C19-WS *	2.4 x 2.4 x 47.2
	8	V8C19-WS *	2.4 x 2.4 x 35.4
	6	V6C19-WS *	2.4 x 2.4 x 35.4

Outlet nos		110V - 15A / 20A / 30A	Dimension ( W x D x H , inch )
NEMA			
36		V36US-WS	3.4 x 3.2 x 65.0
32		V32US-WS	2.1 x 3.2 x 65.0
28		V28US-WS	2.1 x 3.2 x 65.0
24		V24US-WS	2.1 x 3.2 x 65.0
20		V20US-WS	2.1 x 3.2 x 53.1
16		V16US-WS	2.1 x 3.2 x 53.1
12		V12US-WS	2.1 x 3.2 x 43.3
8		V8US-WS	2.1 x 3.2 x 43.3

## UK / Schuko / French outlet model

1 inch = 25.4 mm

Outlet nos			230V - 13A / 16A / 20A / 32A	Dimension ( W x D x H , mm )
UK	C13	C19		
20			V20UK-WS *	60 x 90 x 1650
16			V16UK-WS *	60 x 90 x 1425
12			V12UK-WS *	60 x 90 x 1200
8			V8UK-WS *	60 x 90 x 1200
4	20	6	V4UK / 20C13 / 6C19-WS *	60 x 90 x 1800
4	20	4	V4UK / 20C13 / 4C19-WS *	60 x 90 x 1800
4	16	4	V4UK / 16C13 / 4C19-WS *	60 x 90 x 1650
4	12	4	V4UK / 12C13 / 4C19-WS *	60 x 90 x 1425
4	8	4	V4UK / 8C13 / 4C19-WS *	60 x 90 x 1200

Outlet nos			230V - 16A / 20A / 32A	Dimension ( W x D x H , mm )
SCH	C13	C19		
20			V20SCH-WS *	60 x 90 x 1650
16			V16SCH-WS *	60 x 90 x 1425
12			V12SCH-WS *	60 x 90 x 1200
8			V8SCH-WS *	60 x 90 x 1200
4	20	6	V4SCH / 20C13 / 6C19-WS *	60 x 90 x 1800
4	20	4	V4SCH / 20C13 / 4C19-WS *	60 x 90 x 1800
4	16	4	V4SCH / 16C13 / 4C19-WS *	60 x 90 x 1650
4	12	4	V4SCH / 12C13 / 4C19-WS *	60 x 90 x 1425
4	8	4	V4SCH / 8C13 / 4C19-WS *	60 x 90 x 1200

Outlet nos			230V - 16A / 20A / 32A	Dimension ( W x D x H , mm )
FR	C13	C19		
20			V20FR-WS *	60 x 90 x 1650
16			V16FR-WS *	60 x 90 x 1425
12			V12FR-WS *	60 x 90 x 1200
8			V8FR-WS *	60 x 90 x 1200
4	20	6	V4FR / 20C13 / 6C19-WS *	60 x 90 x 1800
4	20	4	V4FR / 20C13 / 4C19-WS *	60 x 90 x 1800
4	16	4	V4FR / 16C13 / 4C19-WS *	60 x 90 x 1650
4	12	4	V4FR / 12C13 / 4C19-WS *	60 x 90 x 1425
4	8	4	V4FR / 8C13 / 4C19-WS *	60 x 90 x 1200

Available for : - Custom PDU  
 - 230V 63A PDU  
 - Colored Chassis & IEC Outlet  
 - Lockable or Individually Fused IEC outlet PDU

PDU Chassis Materials : Steel  
 : Extrusion \*

\* Configuration & dimension may be modified without prior notice

## 230V PDU

Inlet	Amp	Cordset	
		mm <sup>2</sup>	length
60309	32A	4	3 M
Open end	20A	2.5	3 M
C20	16A	1.5	3 M
BS1363	13A	1.5	3 M

Outlet	C13	C19	UK	SCH	FR

## 208V PDU

Inlet	Amp	Cordset	
		AWG	length
L6-30P	30A	10	10 FT
L6-20P	20A	12	10 FT

Outlet	C13	C19

## 110V PDU

Inlet	Amp	Cordset	
		AWG	length
L5-30P  5-30P	30A	10	10 FT
L5-20P  5-20P	20A	12	10 FT
5-15P	15A	14	10 FT

Outlet	NEMA



# WSi PDU Series - Outlet Switching + Outlet & Circuit Monitoring

## IEC / NEMA outlet model

Outlet nos		208V - 20A / 30A	Dimension ( W x D x H , inch )
C13	C19	230V - 16A / 20A / 32A	
36	6	V36C13 / 6C19-WSi	2.1 x 3.2 x 67.9
30	6	V30C13 / 6C19-WSi	2.1 x 3.2 x 69.9
28	6	V28C13 / 6C19-WSi	2.1 x 3.2 x 69.9
28	4	V28C13 / 4C19-WSi	2.1 x 3.2 x 69.9
24	6	V24C13 / 6C19-WSi	2.1 x 3.2 x 65.0
24	4	V24C13 / 4C19-WSi	2.1 x 3.2 x 65.0
21	4	V21C13 / 4C19-WSi	2.1 x 3.2 x 53.1
21	3	V21C13 / 3C19-WSi	2.1 x 3.2 x 53.1
20	6	V20C13 / 6C19-WSi	2.1 x 3.2 x 65.0
20	4	V20C13 / 4C19-WSi	2.1 x 3.2 x 53.1
20	2	V20C13 / 2C19-WSi	2.1 x 3.2 x 53.1
16	4	V16C13 / 4C19-WSi	2.1 x 3.2 x 53.1
16	2	V16C13 / 2C19-WSi	2.1 x 3.2 x 53.1
12	12	V12C13 / 12C19-WSi	2.1 x 3.2 x 53.1
12	4	V12C13 / 4C19-WSi	2.1 x 3.2 x 43.3
12	2	V12C13 / 2C19-WSi	2.1 x 3.2 x 43.3
8	4	V8C13 / 4C19-WSi	2.1 x 3.2 x 43.3
8	2	V8C13 / 2C19-WSi	2.1 x 3.2 x 43.3
36		V36C13-WSi	2.1 x 3.2 x 67.9
32		V32C13-WSi	2.1 x 3.2 x 65.0
28		V28C13-WSi	2.1 x 3.2 x 65.0
24		V24C13-WSi	2.1 x 3.2 x 53.1
20		V20C13-WSi	2.1 x 3.2 x 53.1
16		V16C13-WSi	2.1 x 3.2 x 53.1
12		V12C13-WSi	2.1 x 3.2 x 43.3
8		V8C13-WSi	2.1 x 3.2 x 43.3
	12	V12C19-WSi	* 2.4 x 2.4 x 47.2
	10	V10C19-WSi	* 2.4 x 2.4 x 47.2
	8	V8C19-WSi	* 2.4 x 2.4 x 35.4
	6	V6C19-WSi	* 2.4 x 2.4 x 35.4

Outlet nos		110V - 15A / 20A / 30A	Dimension ( W x D x H , inch )
NEMA			
36		V36US-WSi	3.4 x 3.2 x 65.0
32		V32US-WSi	2.1 x 3.2 x 65.0
28		V28US-WSi	2.1 x 3.2 x 65.0
24		V24US-WSi	2.1 x 3.2 x 65.0
20		V20US-WSi	2.1 x 3.2 x 53.1
16		V16US-WSi	2.1 x 3.2 x 53.1
12		V12US-WSi	2.1 x 3.2 x 43.3
8		V8US-WSi	2.1 x 3.2 x 43.3

## UK / Schuko / French outlet model

1 inch = 25.4 mm

Outlet nos			230V - 13A / 16A / 20A / 32A	Dimension ( W x D x H , mm )
UK	C13	C19		
20			V20UK-WSi	* 60 x 90 x 1650
16			V16UK-WSi	* 60 x 90 x 1425
12			V12UK-WSi	* 60 x 90 x 1200
8			V8UK-WSi	* 60 x 90 x 1200
4	20	6	V4UK / 20C13 / 6C19-WSi	* 60 x 90 x 1800
4	20	4	V4UK / 20C13 / 4C19-WSi	* 60 x 90 x 1800
4	16	4	V4UK / 16C13 / 4C19-WSi	* 60 x 90 x 1650
4	12	4	V4UK / 12C13 / 4C19-WSi	* 60 x 90 x 1425
4	8	4	V4UK / 8C13 / 4C19-WSi	* 60 x 90 x 1200

Outlet nos			230V - 16A / 20A / 32A	Dimension ( W x D x H , mm )
SCH	C13	C19		
20			V20SCH-WSi	* 60 x 90 x 1650
16			V16SCH-WSi	* 60 x 90 x 1425
12			V12SCH-WSi	* 60 x 90 x 1200
8			V8SCH-WSi	* 60 x 90 x 1200
4	20	6	V4SCH / 20C13 / 6C19-WSi	* 60 x 90 x 1800
4	20	4	V4SCH / 20C13 / 4C19-WSi	* 60 x 90 x 1800
4	16	4	V4SCH / 16C13 / 4C19-WSi	* 60 x 90 x 1650
4	12	4	V4SCH / 12C13 / 4C19-WSi	* 60 x 90 x 1425
4	8	4	V4SCH / 8C13 / 4C19-WSi	* 60 x 90 x 1200

Outlet nos			230V - 16A / 20A / 32A	Dimension ( W x D x H , mm )
FR	C13	C19		
20			V20FR-WSi	* 60 x 90 x 1650
16			V16FR-WSi	* 60 x 90 x 1425
12			V12FR-WSi	* 60 x 90 x 1200
8			V8FR-WSi	* 60 x 90 x 1200
4	20	6	V4FR / 20C13 / 6C19-WSi	* 60 x 90 x 1800
4	20	4	V4FR / 20C13 / 4C19-WSi	* 60 x 90 x 1800
4	16	4	V4FR / 16C13 / 4C19-WSi	* 60 x 90 x 1650
4	12	4	V4FR / 12C13 / 4C19-WSi	* 60 x 90 x 1425
4	8	4	V4FR / 8C13 / 4C19-WSi	* 60 x 90 x 1200

Available for : - Custom PDU  
 - 230V 63A PDU  
 - Colored Chassis & IEC Outlet  
 - Lockable or Individually Fused IEC outlet PDU

PDU Chassis Materials : Steel  
 : Extrusion \*

\* Configuration & dimension may be modified without prior notice

## 230V PDU

Inlet	Amp	Cordset	
		mm <sup>2</sup>	length
60309	32A	4	3 M
Open end	20A	2.5	3 M
C20	16A	1.5	3 M
BS1363	13A	1.5	3 M

Outlet	C13	C19	UK	SCH	FR

## 208V PDU

Inlet	Amp	Cordset	
		AWG	length
L6-30P	30A	10	10 FT
L6-20P	20A	12	10 FT

Outlet	C13	C19

## 110V PDU

Inlet	Amp	Cordset	
		AWG	length
L5-30P  5-30P	30A	10	10 FT
L5-20P  5-20P	20A	12	10 FT
5-15P	15A	14	10 FT

Outlet	NEMA



# Accessories

## IP Access Devices

### IP Dongle

- US & worldwide patents
- Hot pluggable
- Allows IP remote access
- Supports up to 16 daisy chained PDUs
- Saves cost on IP addresses
- SNMP capability v2/v3

IPD-02-S



### Dual Lan IP Dongle

- US & worldwide patents
- Supports 10/100 & gigabit LAN ethernet
- Dual LAN network failover
- Capability to access two separate networks
- Supports up to 32 daisy chained PDUs
- Saves cost on IP addresses
- SNMP capability v2/v3
- Simultaneous software applications - IPM-04, Built-in GUI & SNMP

[Details](#)

IPD-03-S



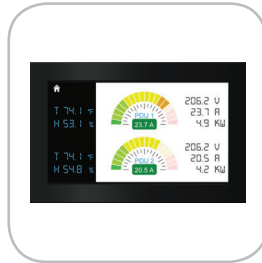
Optional Wifi Kit  
**IPD-WIFI**

## Sensors & Peripherals

### 4.3" Door Mount PDU Panel

- 4.3" color LCD touchscreen
- Supports two 1-phase or 3-phase PDUs
- Connect two PDU meters to display power, sensor status
- Enhance racks with information display
- No damage required to doors
- Plug & play

IP-ED-01



[Details](#)

### Temp. & Humid. Sensor Temp. Sensor

- Plug & play
- External sensor with 2M or 4M cord
- Low profile design with magnetic base for easy affixing to the rack

IG-TH01-2M/4M  
IG-T01-2M/4M



### Smoke Sensor

- Smoke Sensor w/ 1M or 3M cord
- When smoke alarm triggers, sensor red LED lights on with beep sound continuously

IP-S01-1M / 3M



### Door Sensor

- Mechanical door sensor w/ 2M or 4M cord
- Cost efficient integration into rack

IP-DSW-2M/4M



## Safety Devices

### ELCB

- Earth-leakage circuit breaker
- Safety component for systems with high earth impedance to prevent shock
- Interrupts the circuit if a dangerous voltage is detected



### RCM

- Residual current monitoring
- Alerts users to current leaking from IT devices
- Reduces the danger for both the user and IT system



### EMI Filter

- Maintains power stability
- Suppresses conducted interference on a signal/power line



### SPT

- Surge protector
- Enhances device protection
- Grounds unwanted voltages above the safe threshold

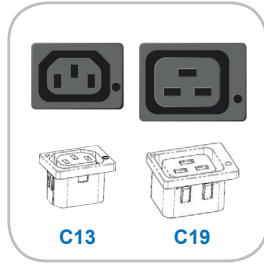


## Outlets

### Lockable IEC Outlet

- Lockable IEC outlet PDU models are available to secure plugs and prevent accidental disconnection
- Supports standard or switched outlets
- Compatible with InfraPower lockable IEC power cords for outlet locking features

[Details](#)




### Fused IEC Outlet

- Prevent overload of the active equipment
- Avoid short circuiting of the entire PDU
- 10A Rated C13 outlet w/ 5A glass fuse
- 16A Rated C19 outlet w/ 10A glass fuse



### Colored IEC Outlet

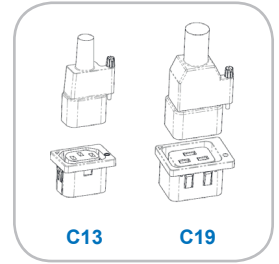
- Colored C13 & C19 outlets help visualize the power connections of IT devices to facilitate power distribution management
- Standard color: Black
- Optional color: Red, Blue, White
- \* Optional colored outlets for W & Wi only



## Power Cords

### Lockable IEC Cable

- Connect to InfraPower lockable IEC outlets to secure plugs and prevent accidental disconnection
- Selection:
  - Black / Grey / Red / Blue / Orange / Green
- C14 - C13:** 0.5M / 1M / 2M
- C20 - C19:** 0.5M / 1M



### Colored UK Power Cord

- Enhance cable management and visualize power sources
- Selection:
  - Blue / Red
- UK - C13 (0.75 mm<sup>2</sup>):** 3ft / 6ft



### Colored IEC Power Cord

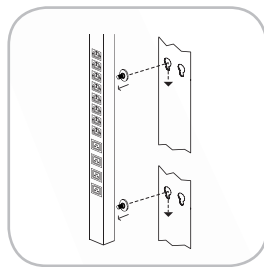
- Enhance cable management and visualize power sources
- Selection:
  - C13 - C14 (1.0 mm<sup>2</sup>):** 6ft / 10ft
  - Blue / Red / Orange / Light Grey
  - C19 - C20 (1.5 mm<sup>2</sup>):** 6ft
  - Blue/Red



## Vertical Button Mounting Kit

- Quick and Tool-less integration simplifies PDU installation
- Designed for particular global branded cabinet with key hole type mounting holes on rear verticals

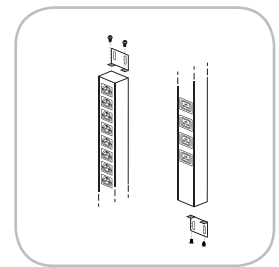
VMS



## Vertical Bracket Mounting Kit

- Universal mounting kit supports all cabinet models
- Easy integration by mounting the PDU to the cabinet cable tray

VMB



## Colored PDU Chassis

- Colored PDU chassis allow easy identification of power paths and simplifies management of power sources
- Standard color: Black
- Optional color: Red, Blue, Green, Orange, Purple, Yellow, White





Founded in 1995, Austin Hughes is a design and manufacturing group that offers a broad range of solutions based around 19 inch rack mount technology: the UltraRack IT server rack series, InfraRack intelligent rack solutions, InfraPower intelligent remote management power solutions, InfraCool intelligent remote cooling systems, InfraGuard environmental sensors and peripherals, InfraSolution remote locking and access control & CyberView LCD KVM switches. We also offer industrial & commercial IT products: UltraView professional displays & MiniBoot web reboot power.

**Austin Hughes** has ISO14001 and ISO9001 approved design, manufacturing, assembly and test facilities. We support a worldwide customer base through our global locations in the Americas, EMEA, APAC and ASEAN and through an extensive authorized channel partner network.



**Rack Power Expert**



**Professional Distribution Partner**



## Americas

**Austin Hughes Solutions Inc.**  
32900 Alvarado-Niles Rd, Suite 150  
Union City, CA 94587  
United States

[inquiry@austin-hughes.com](mailto:inquiry@austin-hughes.com)

## EMEA

**Austin Hughes Europe Ltd.**  
Unit 1, Chancery Gate Business Centre  
Manor House Avenue  
Southampton, SO15 0AE  
United Kingdom

[sales@austin-hughes.co.uk](mailto:sales@austin-hughes.co.uk)

## APAC

**Austin Hughes Electronics Ltd.**  
Unit 3608-12, Cable TV Tower  
9 Hoi Shing Road, Tsuen Wan  
Hong Kong

[inquiry@austin-hughes.com](mailto:inquiry@austin-hughes.com)

## ASEAN

**Austin Hughes Pte. Ltd.**  
3 Ang Mo Kio Street 62  
#07-03 Link@AMK  
Singapore 569139

[inquiry@austin-hughes.com](mailto:inquiry@austin-hughes.com)

**Austin Hughes** has an extensive distribution network, including the Americas, EMEA, APAC & ASEAN  
Contact your nearest sales office for details of local representation

Please ask for details of other products from Austin Hughes. Every effort has been made to ensure that the information contained herein is correct. There is a possibility that the image(s) shown may not be exactly the same as the final product. The company reserves the right to modify product specifications without prior notice and assumes no responsibility for any error which may appear in this publication.

All brand names, logo and registered trademarks are properties of their respective owners.  
Copyright 2021 Austin Hughes Electronics Ltd. All rights reserved.

**Distributed by:**

**Distributor by country on application**