


Format of Holding of Specified Securities

- 1 Name of Listed Entity : Apollo Hospitals Enterprise Limited
- 2 Scrip Code/ Name of Scrip/Class of Security : APOLLOHOSP/508869 / Apollo Hospitals Enterprise Limited / Equity
- 3 Share Holding Pattern Filed Under : Reg.31(1)(b) - for the Quarter ended 30th June 2019
- 4 **Declaration** : The Listed entity is required to submit the following declaration to the extent of submission of information :-

S.No.	Particulars	Yes / No	Promoter & Promoter Group	Public	Non Promoter Non Public
			Yes / No	Yes / No	Yes / No
1	Whether the Listed Entity has issued any partly paid up shares?	No	No	No	No
2	Whether the Listed Entity has issued any Convertible Securities?	No	No	No	No
3	Whether the Listed Entity has any shares against which depository receipts are issued?	Yes	No	Yes	No
4	Whether the Listed Entity has any shares in locked-in?	No	No	No	No
5	Whether any shares held by promoters are pledge or otherwise encumbered?	Yes	Yes	NA	NA
6	Whether company has equity shares with Differential Voting Rights?	No	No	No	No
7	Whether the Listed Entity has issued any Warrants?	No	No	No	No
8	Whether the Listed Entity has any significant beneficial owner?	Yes	Yes	No	No

for Apollo Hospitals Enterprise Limited



S. M. Krishnan
Vice President - Finance & Company Secretary

Table I - Summary Statement holding of specified securities

Category	Category of Shareholder	Number of Shareholders	No. of fully paid up equity shares held	No. of partly paid up equity shares held	No. of shares underlying Depository Receipts	Total nos. shares held	Shareholding as a % of total no. of shares (Calculated as per SCRP, 1957) As a % of (A+B+C2)	Number of Voting Rights held in each class of securities			No. of Shares Underlying Outstanding convertible securities (including Warrants)	Shareholding, as a % assuming full conversion of convertible securities (as a % of diluted share capital)	No. of Locked in shares	No. of shares pledged or otherwise encumbered		No. of equity shares held in dematerialized form		
								(VII) = (IV)+(V)+(VI)	(VIII)	(IX)				(X)	(XI) = (VII)+(X) As a % of (A+B+C2)		(XII)	(XIII)
(I)	(II)	(III)	(IV)	(V)	(VI)	(VII) = (IV)+(V)+(VI)	(VIII)	(IX)			(X)	(XI) = (VII)+(X) As a % of (A+B+C2)	(XII)	(XIII)		(XIV)		
								No of Voting Rights										
								Class equity shares	Class	Total	Total as a % of (A+B+C)		No. (a)	As a % of total shares held (b)	No. (a)	As a % of total shares held (b)		
(A)	Promoter & Promoter Group	23	4,78,52,663	0	0	4,78,52,663	34.40	4,78,52,663	0	4,78,52,663	34.40	0	0.00	0	0	3,40,99,408	71.26	4,78,52,663
(B)	Public	41,681	9,11,41,789	0	1,30,707	9,12,72,496	65.60	9,12,72,496	0	9,12,72,496	65.60	0	0.00	0	0	NA	0.00	8,88,71,720
(C)	Non Promoter- Non Public	0	0	0	0	0	0.00	0	0	0	0.00	0	0.00	0	0	NA	0.00	0
(C1)	Shares underlying DRs	0	0	0	0	0	0.00	0	0	0	0.00	0	0.00	0	0	NA	0.00	0
(C2)	Shares held by Employees Trust	0	0	0	0	0	0.00	0	0	0	0.00	0	0.00	0	0	NA	0.00	0
	Total	41,704	13,89,94,452	0	1,30,707	13,91,25,159	100.00	13,91,25,159	0	13,91,25,159	100.00	0	0.00	0	0	3,40,99,408	71.26	13,67,24,383

for Apollo Hospitals Enterprise Limited


S. M. Krishnan
Vice President - Finance & Company Secretary

Table II - Statement showing shareholding pattern of the Promoter and Promoter Group

S. No.	Category & Name of the Shareholders (I)	PAN (II)	No. of Shareholder (III)	No. of fully paid up equity shares held (IV)	Partly paid up equity shares held (V)	Nos. of shares underlying Depository Receipts (VI)	Total nos. shares held (VII) = (IV)+(V)+(VI)	Shareholding % Calculated as per SCRP, 1957 As a % of (A+B+C2) (VIII)	Number of Voting Rights held in each class of securities (IX)				No. of Shares Underlying Outstanding convertible securities (including Warrants) (X)	Shareholding, as a % assuming full conversion of convertible securities (as a % of diluted share capital) (XI) = (VII)+(X) As a % of (A+B+C2)	No. of Locked in shares (XII)		No. of shares pledged or otherwise encumbered (XIII)		No. of equity shares held in dematerialized form (XIV)
									No of Voting Rights			Total as a % of total Voting rights			No. (a)	As a % of total shares held (b)	No. (a)	As a % of total shares held (b)	
									Class equity shares	Class	Total								
(1)	Indian																		
(a)	Individuals/Hindu undivided Family		20	2,05,56,635	0	0	2,05,56,635	14.78	2,05,56,635		2,05,56,635	14.78	0	14.78	0	0	1,19,56,408	58.16	2,05,56,635
1	Dr. Prathap C Reddy	AAGPP9786N	1	54,45,464	0	0	54,45,464	3.91	54,45,464		54,45,464	3.91	0	3.91	0	0	0	0.00	54,45,464
2	Ms. Sucharitha P Reddy	AASPS4292G	1	5,69,800	0	0	5,69,800	0.41	5,69,800		5,69,800	0.41	0	0.41	0	0	0	0.00	5,69,800
3	Ms. Preetha Reddy	AAEPR5656F	1	21,93,915	0	0	21,93,915	1.58	21,93,915		21,93,915	1.58	0	1.58	0	0	21,85,000	99.59	21,93,915
4	Ms. Suneeta Reddy	AAEPR4602H	1	33,81,695	0	0	33,81,695	2.43	33,81,695		33,81,695	2.43	0	2.43	0	0	33,18,858	98.14	33,81,695
5	Ms. Shobana Kamineni	AAIPK7589G	1	22,39,952	0	0	22,39,952	1.61	22,39,952		22,39,952	1.61	0	1.61	0	0	22,35,000	99.78	22,39,952
6	Ms. Sangita Reddy	AASPS6786K	1	24,32,508	0	0	24,32,508	1.75	24,32,508		24,32,508	1.75	0	1.75	0	0	24,30,000	99.90	24,32,508
7	Mr. Karthik Anand	AAIPK7446A	1	3,30,600	0	0	3,30,600	0.24	3,30,600		3,30,600	0.24	0	0.24	0	0	0	0.00	3,30,600
8	Mr. Harshad Reddy	AAEPR7068K	1	3,20,200	0	0	3,20,200	0.23	3,20,200		3,20,200	0.23	0	0.23	0	0	0	0.00	3,20,200
9	Ms. Sindoori Reddy	AZXP50987L	1	5,18,600	0	0	5,18,600	0.37	5,18,600		5,18,600	0.37	0	0.37	0	0	0	0.00	5,18,600
10	Mr. Aditya Reddy	AAEPA4731C	1	2,10,200	0	0	2,10,200	0.15	2,10,200		2,10,200	0.15	0	0.15	0	0	2,10,200	100.00	2,10,200
11	Ms. Upasana Kamineni	ARLPK5199G	1	2,17,276	0	0	2,17,276	0.16	2,17,276		2,17,276	0.16	0	0.16	0	0	0	0.00	2,17,276
12	Mr. Puansh Kamineni	BXWPK5553N	1	2,12,200	0	0	2,12,200	0.15	2,12,200		2,12,200	0.15	0	0.15	0	0	0	0.00	2,12,200
13	Ms. Anusala Kamineni	BDNPK5996G	1	2,59,174	0	0	2,59,174	0.19	2,59,174		2,59,174	0.19	0	0.19	0	0	0	0.00	2,59,174
14	Mr. Konda Anindith Reddy	BBOPK4349C	1	2,30,200	0	0	2,30,200	0.17	2,30,200		2,30,200	0.17	0	0.17	0	0	0	0.00	2,30,200
15	Mr. Konda Vishwajit Reddy	CEQPK7898C	1	2,22,300	0	0	2,22,300	0.16	2,22,300		2,22,300	0.16	0	0.16	0	0	0	0.00	2,22,300
16	Mr. Konda Viraj Madhav Reddy	CEQPK7897P	1	1,68,224	0	0	1,68,224	0.12	1,68,224		1,68,224	0.12	0	0.12	0	0	0	0.00	1,68,224
17	Mr. Vijay Kumar Reddy	ACKPV5876B	1	8,957	0	0	8,957	0.01	8,957		8,957	0.01	0	0.01	0	0	0	0.00	8,957
18	Mr. Dwaraknath Reddy	AFDPD9806R	1	18,000	0	0	18,000	0.01	18,000		18,000	0.01	0	0.01	0	0	0	0.00	18,000
19	Mr. Anil Kamineni	ADOPK8701D	1	20	0	0	20	0.00	20		20	0.00	0	0.00	0	0	0	0.00	20
20	Mr. K Vishweshwar Reddy	AFAPK2686M	1	15,77,350	0	0	15,77,350	1.13	15,77,350		15,77,350	1.13	0	1.13	0	0	15,77,350	100.00	15,77,350
	Central Government/State Government(s)		0	0	0	0	0	0.00	0		0	0.00	0	0.00	0	0	0	0.00	0
(c)	Financial Institutions/Banks		0	0	0	0	0	0.00	0		0	0.00	0	0.00	0	0	0	0.00	0
(d)	Any Other		3	2,72,96,028	0	0	2,72,96,028	19.62	2,72,96,028		2,72,96,028	19.62	0	19.62	0	0	2,21,43,000	81.12	2,72,96,028
	Body Corporate		3	2,72,96,028	0	0	2,72,96,028	19.62	2,72,96,028		2,72,96,028	19.62	0	19.62	0	0	2,21,43,000	81.12	2,72,96,028
1	M/s. PCR Investments Ltd	AAAC6407D	1	2,72,23,124	0	0	2,72,23,124	19.57	2,72,23,124		2,72,23,124	19.57	0	19.57	0	0	2,21,43,000	81.34	2,72,23,124
2	M/s. Obul Reddy Investments Pvt Ltd	AAAC04050H	1	11,200	0	0	11,200	0.01	11,200		11,200	0.01	0	0.01	0	0	0	0.00	11,200
3	M/s. Indian Hospitals Corporation Ltd	AABC16463P	1	61,704	0	0	61,704	0.04	61,704		61,704	0.04	0	0.04	0	0	0	0.00	61,704
	Sub - Total (A)(1)		23	4,78,52,663	0	0	4,78,52,663	34.40	4,78,52,663		4,78,52,663	34.40	0	34.40	0	0	3,40,99,408	71.26	4,78,52,663
(2)	Foreign																		
(a)	Individuals(Non-Resident Individuals/Foreign Individuals)		0	0	0	0	0	0.00	0		0	0.00	0	0.00	0	0	0	0.00	0
(b)	Government		0	0	0	0	0	0.00	0		0	0.00	0	0.00	0	0	0	0.00	0
(c)	Institutions		0	0	0	0	0	0.00	0		0	0.00	0	0.00	0	0	0	0.00	0
(d)	Foreign Portfolio Investor		0	0	0	0	0	0.00	0		0	0.00	0	0.00	0	0	0	0.00	0
(e)	Any Other		0	0	0	0	0	0.00	0		0	0.00	0	0.00	0	0	0	0.00	0
	Sub - Total (A)(2)		0	0	0	0	0	0.00	0		0	0.00	0	0.00	0	0	0	0.00	0
	Total Shareholding of Promoter and Promoter Group (A)=(A)(1)+(A)(2)		23	4,78,52,663	0	0	4,78,52,663	34.40	4,78,52,663		4,78,52,663	34.40	0	34.40	0.00	0	3,40,99,408	71.26	4,78,52,663

for Apollo Hospitals Enterprise Limited



S. M. Krishnan


Vice President - Finance & Company Secretary

30-Jun-2019

Table IIA - Unclaimed Details

Details of Shares which remain unclaimed may be given hear along with details such as number of shareholders, outstanding shares held in demat/unclaimed suspense account, voting rights are frozen etc.	
No. of shareholders	No. of Shares
Nil	Nil

for Apollo Hospitals Enterprise Limited



S. M. Krishnan
Vice President - Finance & Company Secretary

Table III - Statement showing shareholding pattern of the Public shareholder

S. No.	Category & Name of the Shareholders (I)	PAN (II)	Nos. of Shareholder (III)	No. of fully paid up equity shares held (IV)	Partly paid up equity shares held (V)	Nos. of shares underlying Depository Receipts (VI)	Total nos. shares held (VII) = (IV)+(V)+(VI)	Shareholding % Calculated as per SCRP, 1957 As a % of (A+B+C2) (VIII)	Number of Voting Rights held in each class of securities (IX)			No. of Shares Underlying Outstanding convertible securities (including Warrants) (X)	Total Shareholding, as a % assuming full conversion of convertible securities (as a % of diluted share capital) (XI)	No. of Locked in shares (XII)		No. of shares pledged or otherwise encumbered (XIII)		No. of equity shares held in dematerialized form (XIV)	
									No of Voting Rights					Total as a % of Total Voting rights	No. (a)	As a % of total shares held (b)	No. (NA) (a)		As a % of total shares held (NA) (b)
									Class equity shares	Class	Total								
(1)	Institutions																		
(a)	Mutual Funds/		72	1,01,59,064	0	0	1,01,59,064	7.30	1,01,59,064	1,01,59,064	7.30	0	7.30	0	0	NA		1,01,59,064	
1	Sundaram Mutual Fund	AAATS2554B		17,89,438	0	0	17,89,438	1.29	17,89,438	17,89,438	1.29	0	1.29	0	0	NA		17,89,438	
2	Franklin Templeton Mutual Fund	AAATT4931H		14,91,053	0	0	14,91,053	1.07	14,91,053	14,91,053	1.07	0	1.07	0	0	NA		14,91,053	
(b)	Venture Capital Funds		0	0	0	0	0	0.00	0	0	0.00	0	0.00	0	0	NA		0	
(c)	Alternate Investment Funds		0	0	0	0	0	0.00	0	0	0.00	0	0.00	0	0	NA		0	
(d)	Foreign Venture Capital Investors		0	0	0	0	0	0.00	0	0	0.00	0	0.00	0	0	NA		0	
(e)	Foreign Portfolio Investor		324	6,12,39,051	0	0	6,12,39,051	44.02	6,12,39,051	6,12,39,051	44.02	0	44.02	0	0	NA		6,12,39,051	
1	Schroder International Selection Fund			31,44,822	0	0	31,44,822	2.26	31,44,822	31,44,822	2.26	0	2.26	0	0	NA		31,44,822	
2	Asian Opportunities	AAJCS6502R		26,29,989	0	0	26,29,989	1.89	26,29,989	26,29,989	1.89	0	1.89	0	0	NA		26,29,989	
3	Copthall Mauritius Investment Limited	AAACC4303M		23,97,380	0	0	23,97,380	1.72	23,97,380	23,97,380	1.72	0	1.72	0	0	NA		23,97,380	
4	Munchener Ruckversicherungsgesellschaft Aktiengesellschaft in Munchen	AAFCM7537A		17,44,084	0	0	17,44,084	1.25	17,44,084	17,44,084	1.25	0	1.25	0	0	NA		17,44,084	
5	Kotak Funds - India Midcap Fund	AAGCK4148L		16,31,448	0	0	16,31,448	1.17	16,31,448	16,31,448	1.17	0	1.17	0	0	NA		16,31,448	
6	TOUCHSTONE STRATEGIC TRUST - TOUCHSTONE SANDS CAPITAL	AACTT7505R		15,21,469	0	0	15,21,469	1.09	15,21,469	15,21,469	1.09	0	1.09	0	0	NA		15,21,469	
7	EMERGING MARKETS GROWTH FUND	AACTT7505R		14,75,150	0	0	14,75,150	1.06	14,75,150	14,75,150	1.06	0	1.06	0	0	NA		14,75,150	
8	VERITAS FUNDS PLC ON BEHALF OF VERITAS ASIAN FUND	AAFCV8725R		14,55,270	0	0	14,55,270	1.05	14,55,270	14,55,270	1.05	0	1.05	0	0	NA		14,55,270	
9	Wellington Trust Company, National Association Multiple Common Trust	AAATW3151C		14,32,984	0	0	14,32,984	1.03	14,32,984	14,32,984	1.03	0	1.03	0	0	NA		14,32,984	
(f)	Vanguard Total International Stock Index Fund	AABTV0442N		73,364	0	0	73,364	0.05	73,364	73,364	0.05	0	0.05	0	0	NA		69,526	
(g)	Morgan Stanley Investment Funds	AAJCM8623M		79,34,481	0	0	79,34,481	5.70	79,34,481	79,34,481	5.70	0	5.70	0	0	NA		79,34,481	
1	Emerging Leaders Equity Fund			79,00,314	0	0	79,00,314	5.68	79,00,314	79,00,314	5.68	0	5.68	0	0	NA		79,00,314	
(h)	Financial Institutions/Banks		6	0	0	0	0	0.00	0	0	0.00	0	0.00	0	0	NA		0	
(i)	Insurance Companies		12	0	0	0	0	0.00	0	0	0.00	0	0.00	0	0	NA		0	
1	Life Insurance Corporation of India	AAACL0582H		0	0	0	0	0.00	0	0	0.00	0	0.00	0	0	NA		0	
(h)	Provident Funds/Pension Funds		0	0	0	0	0	0.00	0	0	0.00	0	0.00	0	0	NA		0	
(i)	Any Other		0	0	0	0	0	0.00	0	0	0.00	0	0.00	0	0	NA		0	
	Sub - Total (B)(1)		414	7,94,05,960	0	0	7,94,05,960	57.08	7,94,05,960	7,94,05,960	57.08	0	57.08	0	0	NA		7,94,02,122	
(2)	Central Government/State Government(s)/President of India		1	3,23,708	0	0	3,23,708	0.23	3,23,708	3,23,708	0.23	0	0.23	0	0	NA		3,23,708	
	Sub - Total (B)(2)		1	3,23,708	0	0	3,23,708	0.23	3,23,708	3,23,708	0.23	0	0.23	0	0	NA		3,23,708	

S. No.	Category & Name of the Shareholders (I)	PAN (II)	Nos. of Shareholder (III)	No. of fully paid up equity shares held (IV)	Partly paid up equity shares held (V)	Nos. of shares underlying Depository Receipts (VI)	Total nos. shares held (VII) = (IV)+(V)+(VI)	Shareholding % Calculated as per SCRP, 1957 As a % of (A+B+C2) (VIII)	Number of Voting Rights held in each class of securities (IX)			No. of Shares Underlying Outstanding convertible securities (including Warrants) (X)	Total Shareholding, as a % assuming full conversion of convertible securities (as a % of diluted share capital) (XI)	No. of Locked in shares (XII)		No. of shares pledged or otherwise encumbered (XIII)		No. of equity shares held in dematerialized form (XIV)	
									No of Voting Rights					Total as a % of Total Voting rights	No. (a)	As a % of total shares hed (b)	No. (NA) (a)		As a % of total shares hed (NA) (b)
									Class equity shares	Class	Total								
(3)	Non-Institutions																		
(a)	Individuals																		
	1. Individual shareholders holding nominal share capital up to Rs.2 lakhs.		38,253	58,55,854	0	0	58,55,854	4.21	58,55,854	58,55,854	4.21	0	4.21	0	0	NA		44,73,418	
	2. Individual shareholders holding nominal share capital in excess of Rs.2 lakhs.		11	13,34,753	0	0	13,34,753	0.96	13,34,753	13,34,753	0.96	0	0.96	0	0	NA		12,38,103	
(b)	NBFCs registered with RBI		0	0	0	0	0	0.00	0	0	0.00	0	0.00	0	0	NA		0	
(c)	Employee Trusts		0	0	0	0	0	0.00	0	0	0.00	0	0.00	0	0	NA		0	
(d)	Overseas Depositories (holding DRs) (balancing figure)		1	0	0	1,30,707	1,30,707	0.09	1,30,707	1,30,707	0.09	0	0.09	0	0	NA		1,30,707	
(e)	Any Other		3,001	42,21,514	0	0	42,21,514	3.03	42,21,514	42,21,514	3.03	0	3.03	0	0	NA		33,03,662	
(e-i)	Body Corporate		614	18,81,026	0	0	18,81,026	1.35	18,81,026	18,81,026	1.35	0	1.35	0	0	NA		18,30,376	
(e-ii)	Clearing Member		164	3,07,519	0	0	3,07,519	0.22	3,07,519	3,07,519	0.22	0	0.22	0	0	NA		3,07,519	
(e-iii)	Employees		2	125	0	0	125	0.00	125	125	0.00	0	0.00	0	0	NA		125	
(e-iv)	Foreign Portfolio Investor (Category III)		1	8,800	0	0	8,800	0.01	8,800	8,800	0.01	0	0.01	0	0	NA		8,800	
(e-v)	HUF		732	68,363	0	0	68,363	0.05	68,363	68,363	0.05	0	0.05	0	0	NA		68,363	
(e-vi)	IEPF		1	3,91,928	0	0	3,91,928	0.28	3,91,928	3,91,928	0.28	0	0.28	0	0	NA		3,91,928	
(e-vii)	L L P		16	19,771	0	0	19,771	0.01	19,771	19,771	0.01	0	0.01	0	0	NA		19,771	
(e-viii)	Non-Resident Indian (NRI)		1,450	12,15,016	0	0	12,15,016	0.87	12,15,016	12,15,016	0.87	0	0.87	0	0	NA		4,65,524	
(e-ix)	Overseas Corporate Bodies		1	16,099	0	0	16,099	0.01	16,099	16,099	0.01	0	0.01	0	0	NA		16,099	
(e-x)	Trusts		19	1,26,633	0	0	1,26,633	0.09	1,26,633	1,26,633	0.09	0	0.09	0	0	NA		8,923	
(e-xi)	Unclaimed or Suspense or Escrow Account		1	1,86,234	0	0	1,86,234	0.13	1,86,234	1,86,234	0.13	0	0.13	0	0	NA		1,86,234	
	Sub - Total (B)(3)		41,266	1,14,12,121	0	1,30,707	1,15,42,828	8.30	1,15,42,828	1,15,42,828	8.30	0	8.30	0	0	NA		91,45,890	
	Total Shareholding of Promoter and Promoter Group (B)=(B)(1)+(B)(2)+(B)(3)		41,681	9,11,41,789	0	1,30,707	9,12,72,496	65.60	9,12,72,496	9,12,72,496	65.60	0	65.60	0	0	NA		8,88,71,720	

for Apollo Hospitals Enterprise Limited



S. M. Krishnan

Vice President - Finance & Company Secretary

Table IIIA - Person in Concert

Details of the shareholders acting as persons in Concert including their Shareholding:			
Name of shareholder	Name of PAC	No. of shares	Holding %
SCHRODER INTERNATIONAL SELECTION FUND ASIAN OPPORTUNITIES	SCHRODER INVESTMENT MANAGEMENT	31,44,822	2.26
SCHRODER ASIAN ALPHA PLUS FUND	SCHRODER INVESTMENT MANAGEMENT	8,10,374	0.58
UNISUPER LIMITED AS TRUSTEE FOR UNISUPER	SCHRODER INVESTMENT MANAGEMENT	7,71,191	0.55
SCHRODER ASIAN GROWTH FUND	SCHRODER INVESTMENT MANAGEMENT	7,58,336	0.55
ACTIVE ASIAN EQUITY FUND	SCHRODER INVESTMENT MANAGEMENT	6,66,057	0.48
SCHRODER ASIAPACIFIC FUND PLC	SCHRODER INVESTMENT MANAGEMENT	6,52,021	0.47
VANGUARD INTERNATIONAL EXPLORER FUND	SCHRODER INVESTMENT MANAGEMENT	4,86,586	0.35
AIA SINGAPORE PRIVATE LIMITED - AIA ACORNS OF ASIA FUND EQ	SCHRODER INVESTMENT MANAGEMENT	4,41,179	0.32
DEKA INTERNATIONAL S.A. RE DEKALUXTEAM-AKTIEEN ASIEN	SCHRODER INVESTMENT MANAGEMENT	4,26,002	0.31
SCHRODER INTERNATIONAL SELECTION FUND ASIAN SMALLER COMPANIES	SCHRODER INVESTMENT MANAGEMENT	3,00,909	0.22
TKP INVESTMENTS BV - AEGON CUSTODY B.V. RE MM EQUITY SMALL CAP FUND	SCHRODER INVESTMENT MANAGEMENT	2,66,957	0.19
SCHRODER SMALL CAP DISCOVERY FUND	SCHRODER INVESTMENT MANAGEMENT	2,54,717	0.18
TOKIO MARINE LIFE INSURANCE SINGAPORE LTD. - PAR	SCHRODER INVESTMENT MANAGEMENT	2,06,813	0.15
BARCLAYS MULTI-MANAGER FUND PLC	SCHRODER INVESTMENT MANAGEMENT	1,75,290	0.13
SEB SICAV 2 - SEB ASIA SMALL CAPS EX JAPAN FUND	SCHRODER INVESTMENT MANAGEMENT	1,62,115	0.12
SCHRODER INTERNATIONAL SELECTION FUND GLOBAL EMERGING MARKETS SMALLER COMPANIES	SCHRODER INVESTMENT MANAGEMENT	83,732	0.06
ASIA PACIFIC REGION TRUST - ASIA EQUITY FUND 1	SCHRODER INVESTMENT MANAGEMENT	62,260	0.04
OLD MUTUAL VOYAGER GLOBAL DYNAMIC EQUITY SCHRODER FUND, A SUB-FUND OF OLD MUTUAL INVESTMENT FUNDS	SCHRODER INVESTMENT MANAGEMENT	43,484	0.03
STATE OF ALASKA RETIREMENT AND BENEFITS PLANS MANAGED BY SCHRODER INVESTMENT MANAGEMENT NORTH AMERICA INC.	SCHRODER INVESTMENT MANAGEMENT	38,437	0.03
PUBLIC EMPLOYEES RETIREMENT ASSOCIATION OF NEW MEXICO	SCHRODER INVESTMENT MANAGEMENT	31,048	0.02
SCHRODER INTERNATIONAL SELECTION FUND GLOBAL SMALLER COMPANIES	SCHRODER INVESTMENT MANAGEMENT	13,069	0.01
SCHRODER EMERGING MARKETS SMALL CAP FUND	SCHRODER INVESTMENT MANAGEMENT	1,848	0.00
	Total	97,97,247	7.04
LIFE INSURANCE CORPORATION OF INDIA	LIFE INSURANCE CORPORATION OF INDIA	55,22,110	3.97
LIFE INSURANCE CORPORATION OF INDIA P & GS FUND	LIFE INSURANCE CORPORATION OF INDIA	21,68,973	1.56
LIC OF INDIA PROFIT PLUS GROWTH FUND	LIFE INSURANCE CORPORATION OF INDIA	87,917	0.06
LIC OF INDIA MONEY PLUS NON UNIT FUND	LIFE INSURANCE CORPORATION OF INDIA	60,000	0.04
LIC OF INDIA FUTURE PLUS GROWTH FUND	LIFE INSURANCE CORPORATION OF INDIA	25,500	0.02
LIC OF INDIA MONEY PLUS GROWTH FUND	LIFE INSURANCE CORPORATION OF INDIA	14,537	0.01
LICI NEW ENDOWMENT PLUS-GROWTH FUND	LIFE INSURANCE CORPORATION OF INDIA	11,777	0.01
LIC OF INDIA SAMRIDHI PLUS FUND	LIFE INSURANCE CORPORATION OF INDIA	8,000	0.01
LICI NEW ENDOWMENT PLUS-BALANCED FUND	LIFE INSURANCE CORPORATION OF INDIA	1,000	0.00
LICI NEW ENDOWMENT PLUS-SECURED FUND	LIFE INSURANCE CORPORATION OF INDIA	400	0.00
LIFE INSURANCE CORPORATION OF INDIA - ULIF002180912LICFLX+MIX512	LIFE INSURANCE CORPORATION OF INDIA	100	0.00
	Total	79,00,314	5.68

for Apollo Hospitals Enterprise Limited



S. M. Krishnan


Vice President - Finance & Company Secretary

30-Jun-2019

Table IIIB - Unclaimed Details

Details of Shares which remain unclaimed may be given hear along with details such as number of shareholders, outstanding shares held in demat/unclaimed suspense account, voting rights are frozen etc.	
No. of shareholders	No. of Shares
266	1,86,234

for Apollo Hospitals Enterprise Limited



S. M. Krishnan

Vice President - Finance & Company Secretary

Table IV - Statement showing shareholding pattern of the Non Promoter - Non Public shareholder

S. No.	Category & Name of the Shareholders (I)	PAN (II)	No. of Shareholders (III)	No. of fully paid up equity shares held (IV)	No. of partly paid up equity shares held (V)	No. of shares underlying Depository Receipts (VI)	Total nos. shares held (VII) = (IV)+(V)+(VI)	Shareholding % Calculated as per SCRP, 1957 As a % of (A+B+C2) (VIII)	Number of Voting Rights held in each class of securities (IX)				No. of Shares Underlying Outstanding convertible securities (including Warrants) (X)	Total Shareholding, as a % assuming full conversion of convertible securities (as a % of diluted share capital) (XI)	No. of Locked in shares (XII)		No. of shares pledged or otherwise encumbered (XIII)		No. of equity shares held in dematerialized form (XIV)
									No of Voting Rights			Total as a % of Total Voting rights			No. (a)	As a % of total shares hed (b)	No. (NA) (a)	As a % of total shares hed (NA) (b)	
									Class equity shares	Class	Total								
												No. (a)			As a % of total shares hed (b)	No. (NA) (a)	As a % of total shares hed (NA) (b)		
(1)	Custodian/DR Holder	NA	NA	NA	NA	NA	NA	NA	NA	NA	NA	NA	NA	NA	NA	NA	NA	NA	NA
(2)	Employee Benefit Trust (under SEBI (Share based Employee Benefit) Regulations, 2014)	NA	NA	NA	NA	NA	NA	NA	NA	NA	NA	NA	NA	NA	NA	NA	NA	NA	NA
	Total Shareholding of Promoter and Promoter Group (C)=(C)(1)+(C)(2)	NA	NA	NA	NA	NA	NA	NA	NA	NA	NA	NA	NA	NA	NA	NA	NA	NA	NA

for Apollo Hospitals Enterprise Limited



S. M. Krishnan

Vice President - Finance & Company Secretary