


 Filtration



 Measurement technology



 Condensate technology



 Oil-free



 Drying



Compressed air and compressed gas technology

Pricelist 2022

A complete program:
Proven, innovative and energy-efficient



Better through Responsibility

Table of contents

■ CONDENSATE DRAIN SYSTEM BEKOMAT®	5	■ COMPRESSED AIR FILTERS CLEARPOINT®	43
Specifications for worldwide use	6	Performance spectrum/housing specification/quality classes	44
BEKOMAT® for compressed air filters	7	Installation examples	45
BEKOMAT® 31U / 32U / 33U with service innovation	7	CLEARPOINT® W Water separator	46
BEKOMAT® 12 / 12 / 14 / 16 standard and high pressure	8	CLEARPOINT® 3eco (C-S) Filter for separation of aerosols and solid particles	48
network capable BEKOMAT® 32iU / 33iU / 12i / 13i	9	CLEARPOINT® 3eco (R) Dust filter	52
network capable BEKOMAT® 14i / 16i	10	CLEARPOINT® A Activated carbon filter	56
BEKOMAT® i4.0 - Accessories	10	CLEARPOINT® PN 50 High pressure water separator	60
BEKOMAT® 12 Condensate indicator	11	CLEARPOINT® 3eco PN 50 High pressure filter	61
BEKOMAT® 03 / 06 high pressure units	11	CLEARPOINT® 100 – 500 bar High pressure filter	62
BEKOMAT® 03 / 06 with no-load valve	12	CLEARPOINT® PIT Filter housing thread connection	64
BEKOMAT® 03 / 06 low pressure units	12 - 13	CLEARPOINT® PIF Filter housing flange connection	65
BEKOMAT® 13 / 14 / 16 with check valve	13	CLEARPOINT® PIW Filter housing weld-on connection	66
BEKOMAT® 03 / 06 with ATEX authorisation	14 - 16	CLEARPOINT® FE ... SR Sterile filter element	67
BEKOMAT® 03 / 06 vacuum version	16	CLEARPOINT® FE ... ST Steam filter element	68
BEKOMAT® 08 / 09 for large scale compressors	16	CLEARPOINT® Sterile and steam filter accessories	71
Accessories	17 - 19	Accessories	72
Spare parts	20 - 22	Filters and alternative filter elements	76
■ OIL/WATER SEPARATORS ÖWAMAT®	25	■ REFRIGERATION DRYER DRYPOINT® R	91
Specifications for worldwide use	26	RA/AC - Air-cooled	92
ÖWAMAT® 12 / 14 / 15 / 16 with preseparator device	27	RA/WC - Water-cooled	97
ÖWAMAT® 10 / 11 / 12 / 14 / 15 / 16 without preseparator device	27	RA/AC eco - Air-cooled energy-saving dryer	100
Accessories	28	RA/WC eco - Water-cooled energy saving dryer	105
Spare parts	30	RA/AC HT - For high inlet temperatures, air-cooled	108
Service	32	RSHP/AC - For high operating pressures, air-cooled	109
■ EMULSION SPLITTING PLANTS BEKOSPLIT®	35	Accessories	111
BEKOSPLIT® 11 / 12 / 13 / 14 / 14S / 15 / 16	36		
Expendable materials	37		
Accessories	38		
Service	38		
Spare parts	39		

■ **COLD-REGENERATED ADSORPTION DRYERS DRYPOINT® AC** 113

DRYPOINT® AC 119 - 196 Cold-regenerated adsorption dryer	114
DRYPOINT® AC 119 - 196-Accessories	115
DRYPOINT® AC 410 - 495 Cold-regenerated adsorption dryer	117
DRYPOINT® AC 410 - 495-Accessories	118
DRYPOINT® HL 1250 - 8200 Cold-regenerated adsorption dryer	119
DRYPOINT® AC HP High-pressure adsorption dryer	121

■ **HEAT-REGENERATED ADSORPTION DRYER EVERDRY®** 125

EVERDRY® FRP blast air dryer	126
EVERDRY® FRA-V blast air dryer	128
EVERDRY® FRA blast air dryer	129
EVERDRY® FRL-V blast air dryer	130
EVERDRY® FRL blast air dryer	131
EVERDRY® FRP/FRA-V/FRA/FRL-V/FRL Options	132
EVERDRY® HOC-P Dryer for oil-free compressed compressed air	134
EVERDRY® COMBITROC Processing combination of refrigeration and adsorption drying	136
EVERDRY® packaging costs	137

■ **MEMBRANE DRYER DRYPOINT® M** 139

DRYPOINT® M eco control with integrated filter	140
DRYPOINT® M & M Plus: For smaller volume flows	142
DRYPOINT® M Plus with integrated filter: For medium and large volume flows	143
DRYPOINT® M Plus with integrated filter: For medium and large volume flows with purge-air control	144
DRYPOINT® M: Maintenance and laboratory units	145
Accessories	146

■ **OL-FREE BEKOKAT® & CLEARPOINT® V** 149

BEKOKAT® Catalytic converter	150
BEKOKAT® Accessories and spare parts	151
CLEARPOINT® V activated carbon filter with cartridge	152
CLEARPOINT® V activated-carbon adsorber	153
Accessories and spare parts	157

■ **MEASUREMENT TECHNOLOGY METPOINT®** 161

METPOINT® DPM pressure dew point sensor	162
METPOINT® DPM accessories	162
METPOINT® DPM stationary	163
METPOINT® DPM stationary accessories	163
METPOINT® DPM accessories/FLM accessories	164
METPOINT® FLM stationary volume flow measuring system	165
METPOINT® FLM accessories	166
METPOINT® FLM compact	168
METPOINT® FLM accessories	169
METPOINT® PRM pressure sensor	169
METPOINT® pressure sensor-accessories	169
METPOINT® OCV compact	170
METPOINT® OCV compact-accessories	172
METPOINT® OCV compact-accessories for 50 bar applications	173
Minimum requirements for the installation of METPOINT® OCV	174
METPOINT® MCA mobile compressed air analysis	176
METPOINT® LKD	179
METPOINT® LKD accessories	179
METPOINT® BDL compact Data logger	180
METPOINT® Sensor connection cable	181
METPOINT® BDL portable	182
METPOINT® UD01/UD02 Display	184
METPOINT® Service	186

■ **PROCESS TECHNOLOGY** 189

CLEARPOINT® Compressed air heater	190
BEKOBLIZZ® LC compressed air cooler	191
Compressed air storage tanks, horizontal	193
Compressed air storage tanks, vertical	194
Accessories	195
Minimum pressure valves	197

■ **TRAINING** 199

■ **APPENDIX** 203

Notes

- » This price list is valid from March 1st 2022 until revoked.
- » With the publication of this price list all previous price lists lose their validity.
- » Non-binding guide prices.
- » Technical changes and errors excepted.
- » All information does not represent procurement characteristics in the sense of the BGB.
- » Minimum order value € 100 net; below that € 15 surcharge for small quantities.
- » A minimum order amount of € 300 net is required for traders in order to qualify for a discount. For all orders under € 300,00 net, list prices will apply.



More than
5
million worldwide
BEKOMAT®
Condensate drain

With more than 5 million units sold since its presentation in 1982, the electronically level-controlled BEKOMAT® condensate drain system has now reached a further international top mark.



BEKOMAT®

The intelligent condensate drains

With more than 5,000,000 devices installed worldwide, BEKOMAT® condensate drains are the industrial standard for reliable and economic condensate discharge.

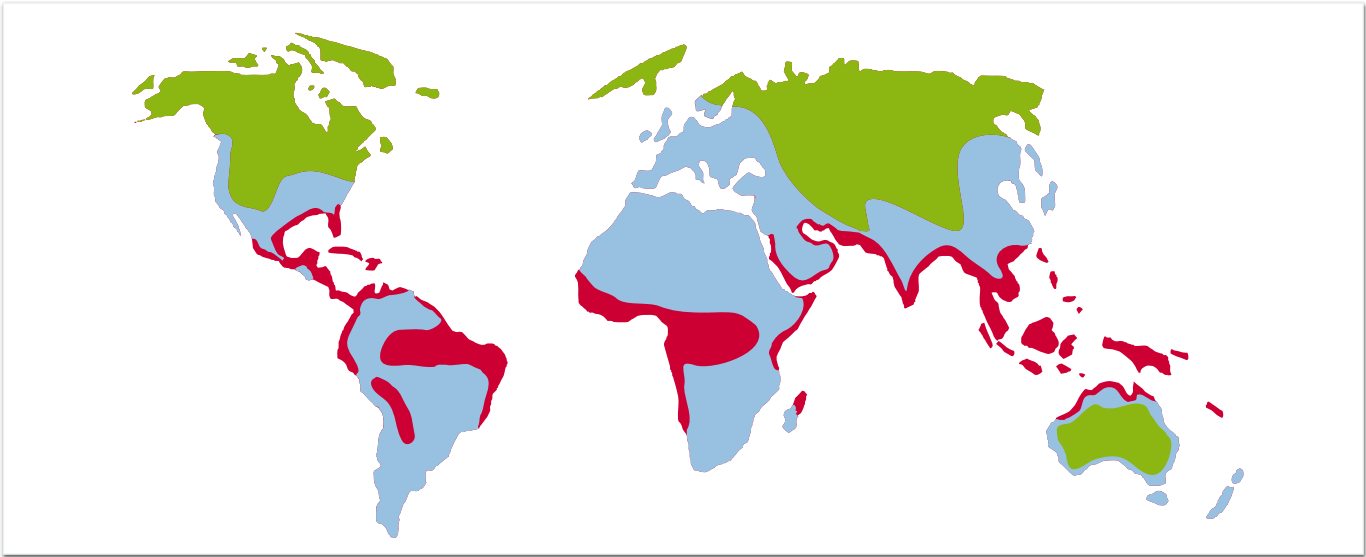
The comprehensive BEKOMAT® programme makes it possible to select an optimum device for almost every compressor capacity and type, as well as for specific system pressures and operating conditions. Special BEKOMAT® devices are available for extremely aggressive condensates, hazardous areas (EX protection), low pressure or vacuum conditions, and no-load operation of multi-stage compressors.

BEKOMAT® i4.0 extends the existing functionality with the advantages and benefits of the digital world: networkability, remote monitoring, flexibility and, above all, future-proofing.

Your **BEKO TECHNOLOGIES** specialist will be glad to provide you with detailed information.

■ CONDENSATE DRAIN SYSTEM BEKOMAT®	5
Specifications for worldwide use	6
BEKOMAT® for compressed air filters	7
BEKOMAT® 31U / 32U / 33U with service innovation	7
BEKOMAT® 12 / 12 / 14 / 16 standard and high pressure	8
network capable BEKOMAT® 32iU / 33iU / 12i / 13i	9
network capable BEKOMAT® 14i / 16i	10
BEKOMAT® i4.0 - Accessories	10
BEKOMAT® 12 Condensate indicator	11
BEKOMAT® 03 / 06 high pressure units	11
BEKOMAT® 03 / 06 with no-load valve	12
BEKOMAT® 03 / 06 low pressure units	12 - 13
BEKOMAT® 13 / 14 / 16 with check valve	13
BEKOMAT® 03 / 06 with ATEX authorisation	14 - 16
BEKOMAT® 03 / 06 vacuum version	16
BEKOMAT® 08 / 09 for large scale compressors	16
Accessories	17 - 19
Spare parts	20 - 22

BEKOMAT®: Specifications for worldwide use



The performance data in this price list refer to climatic zone ■

BEKOMAT®	31U	32U, 32iU	33U, 33iU	20	20FM	12, 12i	13, 13i	14, 14i	16CO, 16iCO
Maximum compressor performance (m³/min)	■ 3	■ 6	■ 12	■ 5	■ 5	■ 8	■ 35	■ 150	■ 1700
	■ 2,5	■ 5	■ 10	■ 4	■ 4	■ 6,5	■ 30	■ 130	■ 1400
	■ 1,5	■ 3,5	■ 7	■ 2,5	■ 2,5	■ 4	■ 20	■ 90	■ 1.000
Maximum dryer performance (m³/min)	■ 6	■ 12	■ 24	■ 10	■ 10	■ 16	■ 70	■ 300	■ 3400
	■ 5	■ 10	■ 20	■ 8	■ 8	■ 13	■ 60	■ 260	■ 2800
	■ 2	■ 7	■ 14	■ 5	■ 5	■ 8	■ 40	■ 180	■ 2.000
Maximum filter performance (m3/min)	■ 30	■ 60	■ 120	■ 50	■ 50	■ 80	■ 350	■ 1500	
	■ 25	■ 50	■ 100	■ 40	■ 40	■ 65	■ 300	■ 1300	
	■ 15	■ 35	■ 70	■ 25	■ 25	■ 40	■ 200	■ 900	

Adjusted performance data for BEKOMAT®

Performance tests and our years of market experience make a specified performance assignment of the BEKOMAT® and ÖWAMAT® possible for us. By taking global climatic zones into account, the device capacity can be defined specifically in relation to the place of application.

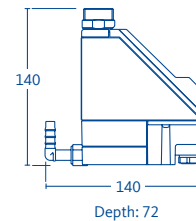
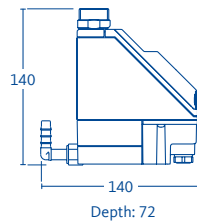
BEKOMAT® is designed for a region on the basis of the three climatic zones:

- e.g. Northern Europe, Canada, Northern USA, Central Asia
- e.g. Central/Southern Europe, Central America
- e.g. South-East Asian coastal regions, Oceania, Amazon and Congo regions

Temperature range

+1 to +60 °C/ BEKOMAT® 12, 13, 14, 16 employable down to -25 °C with a heating system and proper insulation. If you need further information about the three climatic zones, contact your local dealer or subsidiary, BEKO TECHNOLOGIES Germany or visit our website www.beko-technologies.de.

Filter-BEKOMAT® 20 / 20 FM



Dimensions in mm

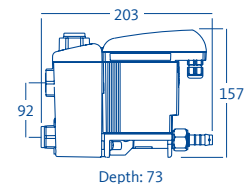
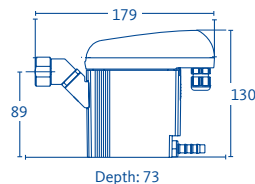
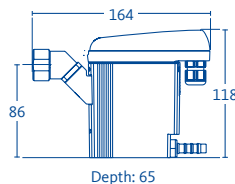
Plastic housing

 Plastic housing
+ pot. contact + external test + filter management

BEKOMAT®	20	20 FM
Filter performance max. (m ³ /min)	40	40
Operating pressure (bar [g])	0.8 ... 16	0.8 ... 16
Operating voltage* ¹	230 VAC / 50 ... 60 Hz	230 VAC / 50 ... 60 Hz
Condensate inlet	1 x G1/2" / 1 x G3/4"	1 x G1/2" / 1 x G3/4"
Temperature min/max (°C)	+1 ... +60	+1 ... +60
Application	a / b	a / b
Price group 12		
Order ref.	4001841	4003051
Price (€)	209	272
Order ref. with cable (2,5m) + angle plug	4046189	4046202
Price (€)	220	283

*¹ Optionally, the following operating voltage variants are also available: 200 VAC / 115 VAC / 100 VAC / 24 VAC / 24 VDC.
a: oil-contaminated condensate / b: oil-free condensate

BEKOMAT® with service innovation: 31U / 32U / 33U / 33U CO



Dimensions in mm

Aluminium housing

 Aluminium housing + external test
+ pot. contact

 Aluminium housing + external test
+ pot. contact

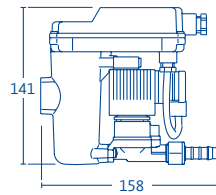
 Aluminium housing + external test
+ hard-coated + pot. contact

BEKOMAT®	31U	32U	33U	33U CO
Compr. capacity (m ³ /min)	2.5	5	10	10
Operating pressure (bar [g])	0.8 ... 16	0.8 ... 16	0.8 ... 16	0.8 ... 16
Operating voltage* ¹	95 ... 240 VAC ± 10% 100 ... 125 VDC ± 10% 50 ... 60 Hz	95 ... 240 VAC ± 10% 100 ... 125 VDC ± 10% 50 ... 60 Hz	95 ... 240 VAC ± 10% 100 ... 125 VDC ± 10% 50 ... 60 Hz	95 ... 240 VAC ± 10% 100 ... 125 VDC ± 10% 50 ... 60 Hz
Condensate inlet	1 x G1/2"	1 x G1/2"	3 x G1/2"	3 x G1/2"
Temperature min/max (°C)	+1 ... +70	+1 ... +70	+1 ... +70	+1 ... +70
Application	a / b	a / b	a	a / b
Price group 12				
Order ref.	4024381	4024387	4024393	4024395
Price (€)	180	222	385	441
Order ref. with cable (2,5m) + angle plug	4033054	4046629	4046203	-
Price (€)	190	234	395	-

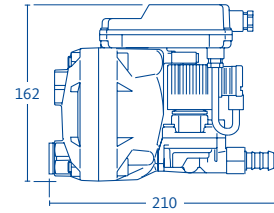
All BEKOMAT® types are also available in the US version (NPT threads). Prices on request.
a: oil-contaminated condensate / b: oil-free condensate

*¹ Optionally available in the operating voltage variant 24 ... 48 VAC ± 10 % / 50 ... 60 Hz
18 ... 72 VDC ± 10 % / 50 ... 60 Hz

Standard-BEKOMAT® 12 / 12 CO / 12 CO PN 63 13 / 13 CO / 13 CO PN 25 / 13 CO PN 40 / 13 CO PN 50



Depth: 65
Length PN: 146, 116 (without hose conn.)

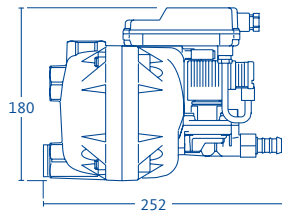


Depth: 93
Length PN: 186, 116 (without hose conn.)

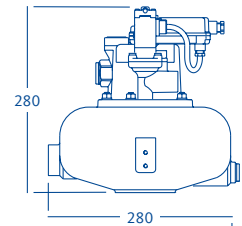
Dimensions in mm	Aluminium housing + pot. contact + extern. test	Aluminium housing, hard-coated + pot. contact + extern. test	Aluminium housing + pot. contact + extern. test	Aluminium housing, hard-coated + pot. contact + extern. test				
BEKOMAT®	12	12 CO	12 CO PN 63	13	13 CO	13 CO PN 25	13 CO PN 40	13 CO PN 50
Compr. capacity (m ³ /min)	6.5	6.5	6.5	30	30	30	30	30
Operating pressure (bar [g])	0.8 ... 16	0.8 ... 16	1.2 ... 63	0.8 ... 16	0.8 ... 16	1.2 ... 25	1.2 ... 40	1.2 ... 50
Operating voltage*1	230 VAC 50 ... 60 Hz	230 VAC 50 ... 60 Hz	230 VAC 50 ... 60 Hz	230 VAC 50 ... 60 Hz	230 VAC 50 ... 60 Hz	230 VAC 50 ... 60 Hz	230 VAC 50 ... 60 Hz	230 VAC 50 ... 60 Hz
Condensate inlet	1 x G1/2"	1 x G1/2"	1 x G1/2"	2 x G1/2"	2 x G1/2"	2 x G1/2"	2 x G1/2"	2 x G1/2"
Temperature min/max (°C)	+1 ... +60	+1 ... +60	+1 ... +60	+1 ... +60	+1 ... +60	+1 ... +60	+1 ... +60	+1 ... +60
Application	a	a / b	a / b	a	a / b	a / b	a / b	a / b

Price group 10								
Order ref.	2000018	2000019	2000020	2000021	2000022	2000360	2001287	2002699
Price (€)	354	388	652	503	705	927	1.034	1.034
Order ref. with cable (2,5m) + angle plug	4046204			4046205				
Price (€)	364			513				

Standard-BEKOMAT® 14 / 14 CO / 14 CO PN 25 / 16 CO



Depth: 120 | Length PN: 227 (without hose conn.)



Depth: 260

Dimensions in mm	Aluminium housing + pot. contact, + extern. test	Aluminium housing, hard-coated + pot. contact, + extern. test	Aluminium housing, hard-coated + pot. contact, + extern. test	Aluminium housing, hard-coated, + pot. contact, + extern. test
BEKOMAT®	14	14 CO	14 CO PN 25	16 CO
Compr. capacity (m ³ /min)	130	130	130	1400
Operating pressure (bar [g])	0.8 ... 16	0.8 ... 16	1.2 ... 25	0.8 ... 16
Operating voltage*1	230 VAC / 50 ... 60 Hz	230 VAC / 50 ... 60 Hz	230 VAC / 50 ... 60 Hz	230 VAC / 50 ... 60 Hz
Condensate inlet	3 x G3/4"	3 x G3/4"	3 x G3/4"	2 x G3/4" / 1 x G1"
Temperature min/max (°C)	+1 ... +60	+1 ... +60	+1 ... +60	+1 ... +60
Application	a	a / b	a / b	a / b

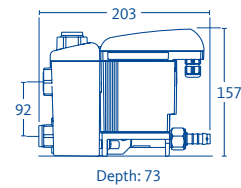
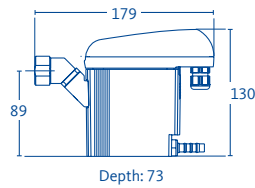
Price group 10				
Order ref.	2000023	2000024	2002477	2000025
Price (€)	668	888	1.109	1.482
Order ref. with cable (2,5m) + angle plug	4046206			
Price (€)	678			

All BEKOMAT® types are also available in the US version (NPT threads). Prices on request.

*1 Optionally, the following operating voltage variants are also available: 200 VAC / 115 VAC / 100 VAC / 24 VAC / 24 VDC and/or with external test function.

a: oil-contaminated condensate / b: oil-free condensate

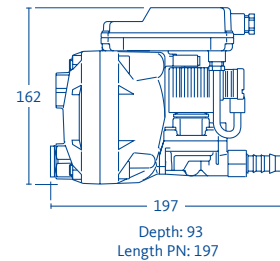
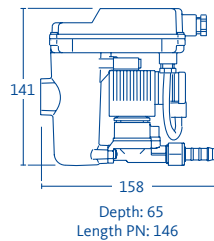
Network capable BEKOMAT® with service-unit: 32iU / 33iU / 33iU CO



Dimensions in mm	Aluminium housing + RS485 interface	Aluminium housing + RS485 interface	Aluminium housing, hard coated + RS485 interface
BEKOMAT® i 4.0	32iU	33iU	33iU CO
Compr. capacity (m ³ /min)	5	10	10
Operating pressure (bar [g])	0.8 ... 16	0.8 ... 16	0.8 ... 16
Operating voltage* ¹	24 VDC ± 10%	24 VDC ± 10%	24 VDC ± 10%
Condensate inlet	1 x G1/2"	3 x G1/2"	3 x G1/2"
Temperature min/max (°C)	+1 ... +70	+1 ... +70	+1 ... +70
Application	a / b	a / b	a / b
Price group 16			
Order ref.	4046022	4046924	4052700
Price (€)	237	400	445

a: oil-contaminated condensate
b: oil-free condensate

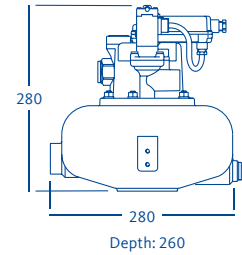
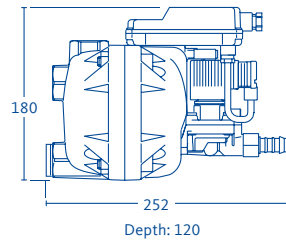
Network capable BEKOMAT® 12i / 12i CO / 12i CO PN 63 / 13i / 13i CO / 13i CO PN 50



Dimensions in mm	Aluminium housing + RS485 interface	Aluminium housing, hard coated + RS485 interface	Aluminium housing + RS485 interface	Aluminium housing, hard coated + RS485 interface		
BEKOMAT® i 4.0	12i	12i CO	12i CO PN 63	13i	13i CO	13i CO PN 50
Compr. capacity (m ³ /min)	6.5	6.5	6.5	30	30	30
Operating pressure (bar [g])	0.8 ... 16	0.8 ... 16	1.2 ... 63	0.8 ... 16	0.8 ... 16	1.2 ... 50
Operating voltage* ¹	24 VDC ± 10%	24 VDC ± 10%	24 VDC ± 10%	24 VDC ± 10%	24 VDC ± 10%	24 VDC ± 10%
Condensate inlet	1 x G1/2"	1 x G1/2"	1 x G1/2"	2 x G1/2"	2 x G1/2"	2 x G1/2"
Temperature min/max (°C)	+1 ... +60	+1 ... +60	+1 ... +60	+1 ... +60	+1 ... +60	+1 ... +60
Application	a	a / b	a / b	a	a / b	a / b
Price group 16						
Order ref.	4046926	4052626	4052587	4046024	4052588	4052590
Price (€)	369	403	667	518	719	1.049

a: oil-contaminated condensate
b: oil-free condensate

Network capable BEKOMAT® 14i / 14i CO / 14i CO PN 25 / 16i CO



Dimensions in mm	Aluminium housing + RS485 interface	Aluminium housing, hard coated + RS485 interface	Aluminium housing, hard coated + RS485 interface	
BEKOMAT® i 4.0	14i	14i CO	14i CO PN 25	16i CO
Compr. capacity (m³/min)	130	130	130	1400
Operating pressure (bar [g])	0.8 ... 16	0.8 ... 16	1.2 ... 25	0.8 ... 16
Operating voltage*1	24 VDC ± 10%	24 VDC ± 10%	24 VDC ± 10%	24 VDC ± 10%
Condensate inlet	3 x G3/4"	3 x G3/4"	3 x G3/4"	2 x G3/4" / 1 x G1"
Temperature min/max (°C)	+1 ... +60	+1 ... +60	+1 ... +60	+1 ... +60
Application	a	a / b	a / b	a / b
Price group 16				
Order ref.	4046927	4052591	4052593	4046928
Price (€)	683	903	1.124	1.497

a: oil-contaminated condensate
b: oil-free condensate

BEKOMAT® i4.0 - Accessories

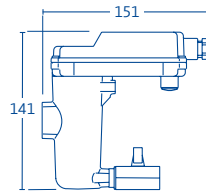


Hardware	Hardware set consisting of plug-in power supply 24V/DC and USB to RS485 converter with FTDI converter chip
Price group 13	
Order ref.	4052710
Price (€)	172

Integrator Software

This software is designed to adapt the ModBus configuration of BEKOMAT® i4.0 devices to your own needs.
Free download on: www.beko-technologies.com

BEKOMAT®-Condensate indicator: 12 KW



Depth: 65

Dimensions in mm

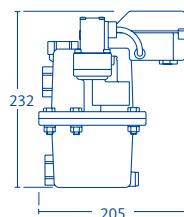
Condensate indicator, aluminium housing + pot. contact

BEKOMAT®	12 KW
Operating pressure (bar [g])	16
Condensate inlet	1 x G1/2"
Operating voltage	230 VAC / 50 ... 60 Hz
Temperature min/max (°C)	+1 ... +60
Application	a / b

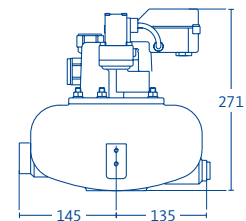
Price group 10	
Order ref.	2000026
Price (€)	290

a: oil-contaminated condensate / b: oil-free condensate

Stainless steel-BEKOMAT® 3 E PN 25 / 3 E PN 63 / 6 E PN 25



Depth: 160

 Stainless steel housing
+ pot. contact


Depth: 260

 Stainless steel housing
+ pot. contact

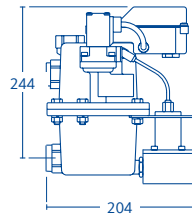
Dimensions in mm

BEKOMAT®	3 E PN 25	3 E PN 63	6 E PN 25
Compr. capacity (m ³ /min)	100	100	1000
Operating pressure (bar [g])	0.8 ... 25	0.8 ... 63	0.8 ... 25
Operating voltage* ¹	230 VAC / 50 ... 60 Hz	230 VAC / 50 ... 60 Hz	230 VAC / 50 ... 60 Hz
Condensate inlet	3 x G3/4"	3 x G3/4"	2 x G3/4" 1 x G1"
Temperature min/max (°C)	+1 ... +60	+1 ... +60	+1 ... +60
Application	a / b / c	a / b / c	a / b / c

Price group 11			
Order ref.	2800236	2800247	2800288
Price (€)	3.040	3.084	5.196

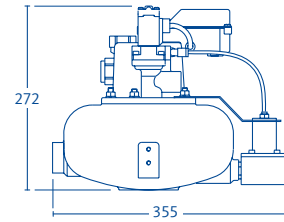
*¹ BEKOMAT® 3 and 6: Optionally, the following operating voltage variants are also available: 200 VAC / 110 VAC / 100 VAC / 24 VAC / 24 VDC
 a: Oil-contaminated condensate / b: oil-free condensate / c: aggressive condensate from gas compressors (after prior examination).

BEKOMAT® with no-load valve: 3 CO LA / 6 CO LA



Depth: 159

Aluminium housing, hard-coated + pot. contact



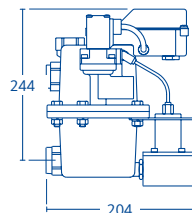
Depth: 260

Aluminium housing, hard-coated + pot. contact

BEKOMAT®	3 CO LA	6 CO LA
Compr. capacity (m ³ /min)	100	1000
Operating pressure (bar [g])	0 ... 25	0 ... 16
Operating voltage* ¹	230 VAC / 50...60Hz	230 VAC / 50...60Hz
Condensate inlet	3 x G3/4"	1 x G1", 2 x G3/4"
Temperature min/max (°C)	+1 ... +60	+1 ... +60
Application	a / b	a / b
Price group 10		
Order ref.	2800198	2800260
Price (€)	1.386	1.853

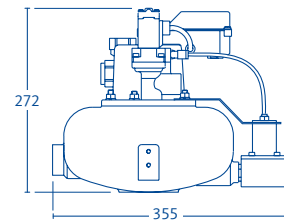
*¹ BEKOMAT® 3 and 6: Optionally, the following operating voltage variants are also available: 200 VAC / 110 VAC / 100 VAC / 24 VAC / 24 VDC.
a: oil-contaminated condensate / b: oil-free condensate
Delivery times on request.

BEKOMAT® with no-load valve in low-pressure version: 3 CO LALP / 6 CO LALP



Depth: 159

Aluminium housing, hard-coated + pot. contact



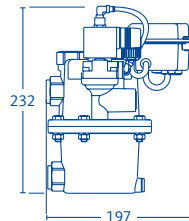
Depth: 260

Aluminium housing, hard-coated + pot. contact

BEKOMAT®	3 CO LALP	6 CO LALP
Compr. capacity (m ³ /min)	100	1000
Operating pressure (bar [g]) ^{*1}	0 ... 0.4 / 0.4 ... 16	0 ... 0.4 / 0.4 ... 16
Operating voltage ^{*2}	230 VAC / 50...60Hz	230 VAC / 50...60Hz
Condensate inlet	3 x G3/4"	1 x G1", 2 x G3/4"
Temperature min/max (°C)	+1 ... +60	+1 ... +60
Application	a / b	a / b
Price group 10		
Order ref.	2000770	2001599
Price (€)	1.622	2.104

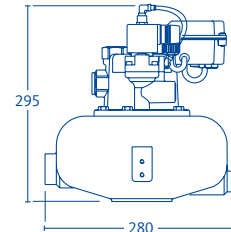
*¹ Up to 16 bar with increased membrane wear
*² BEKOMAT® 3 and 6: Optionally the following voltage variants are also available: 200 VAC / 110 VAC / 100 VAC / 24 VAC / 24 VDC.
a: oil-contaminated condensate | b: oil-free condensate
Delivery times on request.

BEKOMAT® Low-pressure version: 3 CO LP / 6 CO LP



Depth: 159

Aluminium housing, hard-coated + pot. contact



Depth: 260

Aluminium housing, hard-coated + pot. contact

Dimensions in mm

BEKOMAT®	3 CO LP	6 CO LP
Compr. capacity (m ³ /min)	100	1000
Operating pressure (bar [g]) ^{*1}	0.4 ... 16	0.4 ... 16
Operating voltage ^{*2}	230 VAC / 50...60Hz	230 VAC / 50...60Hz
Condensate inlet	3 x G3/4"	1 x G1", 2 x G3/4"
Temperature min/max (°C)	+1 ... +60	+1 ... +60
Application	a / b	a / b

Price group 10

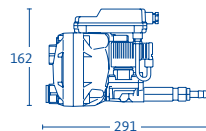
Order ref.	2800196	2000370
Price (€)	1.342	1.854

^{*1} Up to 16 bar with increased membrane wear

^{*2} BEKOMAT® 3 and 6: Optionally the following voltage variants are also available: 200 VAC / 110 VAC / 100 VAC / 24 VAC / 24 VDC.

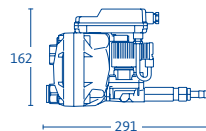
 a: oil-contaminated condensate | b: oil-free condensate
 Delivery times on request.

BEKOMAT® with check valve for turbo compressor: 13 CV WA / 13 CO CV WA / 14 CV WA / 14 CO CV WA / 16 CO CV WA



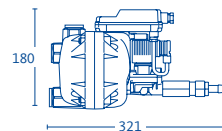
Depth: 93

Aluminium housing, hard-coated + pot. contact + extern. test



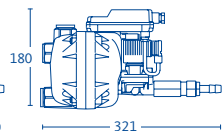
Depth: 93

Aluminium housing, hard-coated + pot. contact + extern. test



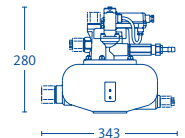
Depth: 120

Aluminium housing, hard-coated + pot. contact + extern. test



Depth: 120

Aluminium housing, hard-coated + pot. contact + extern. test



Depth: 260

Aluminium housing, hard-coated + pot. contact + extern. test

Dimensions in mm

BEKOMAT®	13 CV WA	13 CO CV WA	14 CV WA	14 CO CV WA	16 CO CV WA
Compr. capacity (m ³ /min)	30	30	130	130	1400
Operating pressure (bar [g])	0.8 ... 16	0.8 ... 16	0.8 ... 16	0.8 ... 16	0.8 ... 16
Operating voltage ^{*1}	230 VAC / 50...60Hz	230 VAC / 50...60Hz	230 VAC / 50...60Hz	230 VAC / 50...60Hz	230 VAC / 50...60Hz
Condensate inlet	2 x G1/2"	2 x G1/2"	3 x G3/4"	3 x G3/4"	1 x G1", 2 x G3/4"
Temperature min/max (°C)	+1 ... +60	+1 ... +60	+1 ... +60	+1 ... +60	+1 ... +60
Application	a / b	a / b	a / b	a / b	a / b

Price group 10

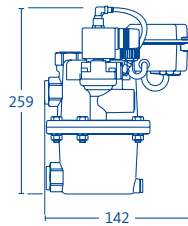
Order ref.	4007442	4007443	4006730	4007282	4009531
Price (€)	573	794	749	968	1.761

^{*1} All BEKOMAT® types are also available in the US version (NPT threads). Prices on request.

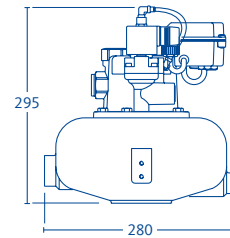
Optionally the following voltage variants are also available: 200 VAC / 110 VAC / 100 VAC / 24 VAC / 24 VDC.

 a: oil-contaminated condensate | b: oil-free condensate
 Delivery times on request.

BEKOMAT® Ex (ATEX authorisation): 3 CO EX / 3 E EX / 6 CO EX / 6 E EX



Depth: 160



Depth: 260

Dimensions in mm
 Aluminium housing, hard-coated + pot. contact Stainless steel housing + pot. contact Aluminium housing, hard-coated + pot. contact Stainless steel housing + pot. contact

BEKOMAT®	3 CO EX	3 E EX	6 CO EX	6 E EX
Compr. capacity (m ³ /min)	100	100	1000	1000
Operating pressure (bar [g])	0.8 ... 16	0.8 ... 16	0.8 ... 16	0.8 ... 16
Operating voltage* ¹	12 VDC	12 VDC	12 VDC	12 VDC
Condensate inlet	3 x G3/4"	3 x G3/4"	2 x G3/4" 1 x G1"	2 x G3/4" 1 x G1"
Temperature min/max (°C)	+1 ... +60	+1 ... +60	+1 ... +60	+1 ... +60
Application	a / b	a / b / c	a / b	a / b / c

Price group 11

Order ref.	4004952	4004953	4004954	4004955
Price (€)	1.457	3.462	1.918	5.465

Prices for the BEKOMAT® EX are exclusive 12 VDC power supply for explosive atmospheres.

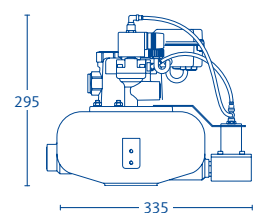
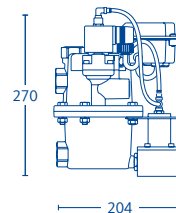
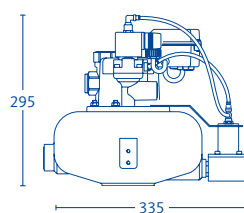
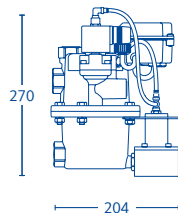
*¹ For operating voltage variants 230 VAC / 200 VAC / 110 VAC / 100 VAC / 24 VAC / 24 VDC an intrinsically safe power supply unit is imperative - see page 18.

a: oil-contaminated condensate / b: oil-free condensate / c: aggressive condensate from gas compressors (after prior examination).

BEKOMAT® Ex also available as low pressure device / minimum pressure: 0.4 bar [g]. Price on request.

Delivery times on request.

BEKOMAT® Ex (ATEX authorisation) with blank key valve 3 CO EX LA / 6 CO EX LA / 3 CO EX LALP / 6 CO EX LALP



Dimensions in mm
 Aluminium housing, hard-coated + pot. contact Aluminium housing, hard-coated + pot. contact Aluminium housing, hard-coated + pot. contact Aluminium housing, hard-coated + pot. contact

BEKOMAT®	3 CO EX LA	6 CO EX LA	3 CO EX LALP	6 CO EX LALP
Compr. capacity (m ³ /min)	100	1000	100	1000
Operating pressure (bar [g])	0 ... 16	0 ... 16	0 ... 5	0 ... 5
Operating voltage* ¹	12 VDC	12 VDC	12 VDC	12 VDC
Condensate inlet	3 x G3/4"	1 x G1", 2 x G3/4"	3 x G3/4"	1 x G1", 2 x G3/4"
Temperature min/max (°C)	+1 ... +60	+1 ... +60	+1 ... +60	+1 ... +60
Application	a / b	a / b	a / b	a / b

Price group 11

Order ref.	4006084	4008061	4015884	4008060
Price (€)	1.756	2.257	2.072	2.503

Prices for the BEKOMAT® EX are exclusive 12 VDC power supply for explosive atmospheres.

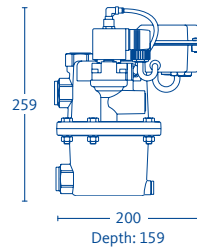
*¹ For operating voltage variants 230 VAC / 200 VAC / 110 VAC / 100 VAC / 24 VAC / 24 VDC an intrinsically safe power supply unit is imperative - see page 18.

a: oil-contaminated condensate / b: oil-free condensate

BEKOMAT® Ex also available as vacuum device / minimum pressure: 0.1 ... 1.8 bar [a]. Price on request.

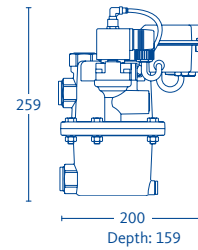
Delivery times on request.

BEKOMAT® Ex (ATEX authorisation) Low-pressure version: 3 CO EX LP / 3 E EX LP



Dimensions in mm

Aluminium housing, hard-coated + pot. contact



Stainless steel housing + pot. contact

BEKOMAT®	3 CO EX LP	3 E EX LP
Compr. capacity (m ³ /min)	100	100
Operating pressure (bar [g]) ^{*1}	0.4 ... 16	0.4 ... 16
Operating voltage ^{*2}	12 VDC	12 VDC
Condensate inlet	3 x G3/4"	3 x G3/4"
Temperature min/max (°C)	+1 ... +60	+1 ... +60
Application	a / b	a / b / c
Price group 11		
Order ref.	4007376	4006563
Price (€)	1.457	3.922

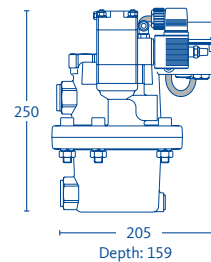
Prices for the BEKOMAT® EX are exclusive 12 VDC power supply for explosive atmospheres.

^{*1} Up to 16 bar with increased membrane wear

^{*2} For operating voltage variants 230 VAC / 200 VAC / 110 VAC / 100 VAC / 24 VAC / 24 VDC an intrinsically safe power supply unit is imperative - see page 18.

 a: oil-contaminated condensate / b: oil-free condensate / c: aggressive condensate from gas compressors (after prior examination).
 Delivery times on request.

BEKOMAT® Ex (ATEX authorisation) 63 bar version: 3 E EX PN63



Dimensions in mm

Stainless steel housing + pot. contact

BEKOMAT®	3 E EX 63
Compr. capacity (m ³ /min)	100
Operating pressure (bar [g])	0.8 ... 63
Operating voltage ^{*1}	12 VDC
Condensate inlet	3 x G3/4"
Temperature min/max (°C)	+1 ... +60
Application	a / b / c
Price group 11	
Order ref.	4005093
Price (€)	5.183

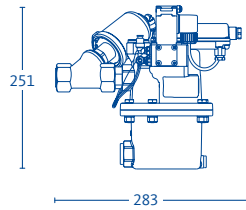
Prices for the BEKOMAT® EX are exclusive 12 VDC power supply for explosive atmospheres.

^{*1} For operating voltage variants 230 VAC / 200 VAC / 110 VAC / 100 VAC / 24 VAC / 24 VDC an intrinsically safe power supply unit is imperative - see page 18.

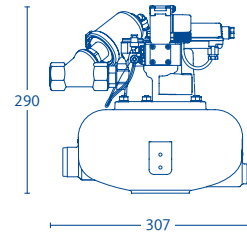
a: oil-contaminated condensate / b: oil-free condensate / c: aggressive condensate from gas compressors (after prior examination).

 BEKOMAT® Ex also available as low pressure device / minimum pressure: 0.4 bar [g]. Price on request.
 Delivery times on request.

BEKOMAT® vacuum version: 15 CO VACU / 16 CO VACU



Depth: 195
Aluminium housing,
hard-coated + pot. contact



Depth: 260
Aluminium housing,
hard-coated + pot. contact

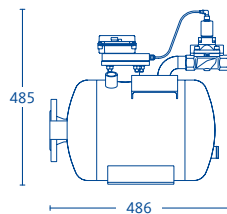
Dimensions in mm

BEKOMAT®	15 CO VACU	16 CO VACU
Compr. capacity (m ³ /min)	100	1000
Operating pressure (bar abs.)	0.1 ... 1.8	0.1 ... 1.8
Operating voltage* ¹	230 VAC / 50...60Hz	230 VAC / 50...60Hz
Condensate inlet	1 x G3/4"	1 x G3/4"
Temperature min/max (°C)	+1 ... +60	+1 ... +60
Application	a / b	a / b
Price group 11		
Order ref.	4045949	2800261
Price (€)	2.144	2.616

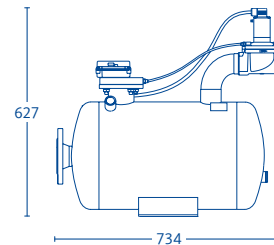
*¹ BEKOMAT® 3 and 6: Optionally the following voltage variants are also available: 200 VAC / 110 VAC / 100 VAC / 24 VAC / 24 VDC.

a: oil-contaminated condensate / b: oil-free condensate / c: aggressive condensate from gas compressors (after prior examination).
Delivery times on request.

BEKOMAT® 8 / 9



Depth: 273
Stainless steel housing + pot. contact



Depth: 324
Stainless steel housing + pot. contact

Dimensions in mm

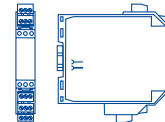
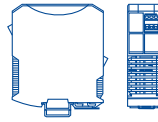
BEKOMAT®	8	9
Compr. capacity (m ³ /min)	9.360 - 14.400	24.000 - 30.000
Operating pressure (bar [g])	0.5 ... 10	0.5 ... 4
Operating voltage* ¹	230 VAC / 50...60Hz	230 VAC / 50...60Hz
Condensate inlet	Flange C50 x 60.3 DIN1092-1	Flange C50 x 60.3 DIN1092-1
Temperature min/max (°C)	+1 ... +60	+1 ... +60
Application	a / b / c	a / b / c
Price group 11		
Order ref.	2000177	2001116
Price (€)	8.450	10.785

*¹ BEKOMAT® 8 and 9: Optionally the following voltage variants are also available: 200 VAC / 110 VAC / 100 VAC / 24 VAC / 24 VDC.

a: oil-contaminated condensate / b: oil-free condensate / c: aggressive condensate from gas compressors (after prior examination).
Delivery times on request.

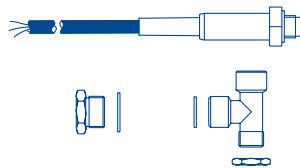
BEKOMAT® - Accessories

BEKOMAT® EX: Accessories

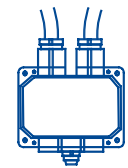


For BEKOMAT®	Recommended intrinsically safe power supply 12 VDC		Recommended switch amplifier for BEKOMAT® Ex for the connection of the potential-free contact
Operating voltage	85 ... 230 VAC	24 VAC/VDC	230 VAC
Price group 14			
Order ref.	4005140	4010890	4006591
Price (€)	980	730	303

BEKOMAT®: Thermostatically controlled heating / trace heating system



with adapters and gaskets



with terminal box

For BEKOMAT®	Thermostatically Controlled Heating			Trace heating system
Performance min/max (W)	95 ... 125	103 ... 137	50	10
Operating pressure (bar [g])	25	25	25	-
Operating voltage	200 ... 230 VAC	100 ... 115 VAC	24 VAC / VDC	230 VAC
Temperature min/max (°C)	-25 ... +60	-15 ... +60	-5 ... +60	-25 ... +60
Length (m)				1 x 1, 1 x 3
Price group 13				
Order ref.	2801244	2801245	2801247	4041657
Price (€)	364	364	364	662

With proper insulation of BEKOMAT® 200... 230 VAC to -25 °C / with proper insulation of BEKOMAT® 100 ... 200 VAC to -15 °C

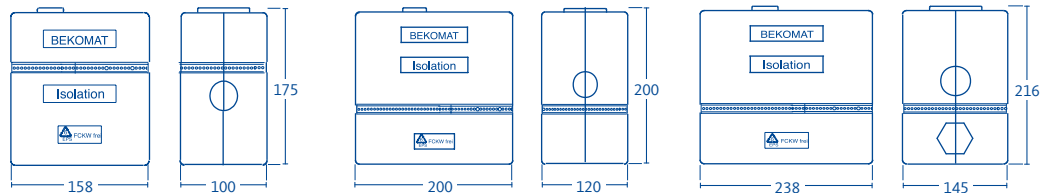
Caution: Thermostatically Controlled Heating not suitable for BEKOMAT® 20, 21, 31 / 31U, 32 / 32U, 33 / 33U or for 40, 50 and 63 bar [gauge] operating pressure and hazardous areas

BEKOMAT® VACUUM: Accessories

	Angle seat valve CO for BEKOMAT 15CO VACU, 16 CO VACU, 3 CO V, 6 CO V	Angle seat valve E or BEKOMAT 3 CO V, 6 CO V
Price group 13		
Order ref.	4005814	4005815
Price (€)	567	1.135

Connection G 3/4" | Pressure 0,1 ... 1,8 bar [a]

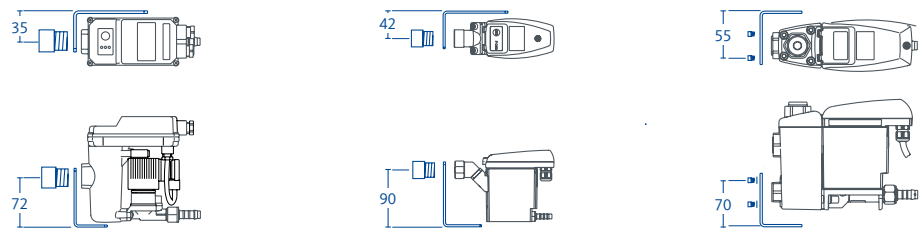
BEKOMAT®: Insulation shells



Dimensions in mm

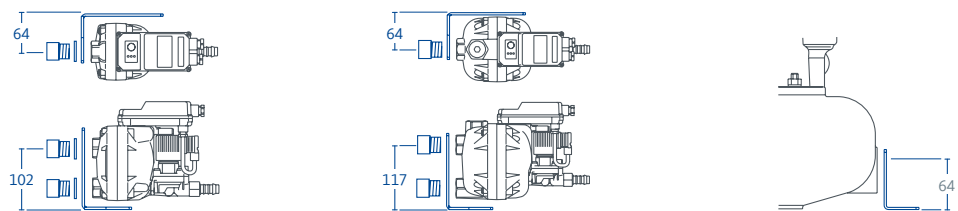
For BEKOMAT®	12 / 12 CO / 12 CO PN 63	13 / 13 CO / 13 CO PN 25 / 13 CO PN 40 / 13 CO PN 50	14 / 14 CO / 14 CO PN 25
Price group 13			
Order ref.	2000195	2000033	2000034
Price (€)	43	48	51

BEKOMAT®: Brackets Wall and Floor



Dimensions in mm

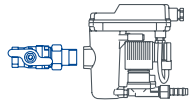
For BEKOMAT®	12 / 12 CO / 20	31U / 32U	33U / 33U CO
Price group 13			
Order ref.	2000035	4010105	4012883
Price (€)	30	30	26



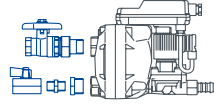
Dimensions in mm

For BEKOMAT®	13 / 13 CO	14 / 14 CO	16 CO / 6 CO / 6 CO LA
Price group 13			
Order ref.	2000036	2000037	2000038
Price (€)	46	50	37

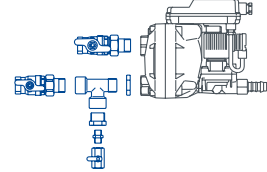
BEKOMAT®: Connecting kit



Inlet valve
with screw connection

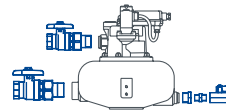


Manual emptying, inlet valve
with screw connection



Manual emptying, valves for venting line
and inlet for screw connections

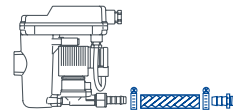
For BEKOMAT®	20 / 12 / 12 CO / 31U / 32U	13 / 13 CO / 33U / 33U CO	14 / 14 CO	13 / 13 CO / 33U / 33U CO	14 / 14 CO
Price group 13					
Order ref.	2000039	2000040	2000042	2000041	2000043
Price (€)	23	33	48	73	102



Manual emptying, valves for venting line and inlet for screw connections

For BEKOMAT®	6 / 16 CO
Price group 13	
Order ref.	2000044
Price (€)	74

BEKOMAT®: Outlet kit



Hose + installation material

For BEKOMAT®	12 / 12 CO / 20 / 31U / 32U	13 / 13 CO / 14 / 14 CO / 16 CO / 33U / 33U CO
Price group 13		
Order ref.	2000045	2000046
Price (€)	32	40

BEKOMAT® - Spare parts

For BEKOMAT®	20	20 FM	21	21 PRO	12	12 CO	12 CO PN 63	12 CO NI	12 KW
Price group 13									
Wearing parts kit	4003701	4003701	2001365	2001365	2000049	2000049	2000748	-	-
Price (€)	53	53	53	53	74	74	84	-	-
Membranes, 3 pcs.	2000496	2000496	2000496	2000496	4045068	4045068	2000437	-	-
Price (€)	68	68	68	68	99	99	136	-	-
Diaphragm seat	4003700	4003700	2001367	2001367	2800829	2800829	-	-	-
Price (€)	39	39	39	39	43	43	-	-	-
Valve	-	-	-	-	4027846	4027847	4027848	-	-
Price (€)	-	-	-	-	94	110	439	-	-
Valve attachment components	-	-	-	-	2000052	2000053	2000054	-	-
Price (€)	-	-	-	-	34	37	358	-	-
Gasket kit	-	-	2001366	2001366	2000058	2000058	2000749	2000058	2000058
Price (€)	-	-	27	27	23	23	25	23	23
Housing	-	-	-	-	2000060	2000061	2000234	-	2000192
Price (€)	-	-	-	-	75	120	121	-	104
Housing cover	-	-	-	-	-	-	-	-	-
Price (€)	-	-	-	-	-	-	-	-	-
Top part of cover	-	-	2001913	2001914	2000066	2000066	2000066	2000066	-
Price (€)	-	-	60	60	74	74	74	74	-
Sensor pcb	-	-	-	4047963	4047971	4047971	4047971	-	4047977
Price (€)	-	-	-	124	192	192	192	-	192
Printed circuit board power supply 230 VAC	4003706	2001501	2001488	2001495	2000063	2000063	2000063	2000063	2000063
Price (€)	117	73	118	73	94	94	94	94	94
Printed circuit board power supply 200 VAC	4004089	-	4004089	-	2000349	2000349	2000349	2000349	2000349
Price (€)	117	-	117	-	94	94	94	94	94
Printed circuit board power supply 115 VAC	4003707	2001502	2001489	2001496	2000064	2000064	2000064	2000064	2000064
Price (€)	117	73	118	73	94	94	94	94	94
Printed circuit board power supply 100 VAC	-	-	-	-	2000611	2000611	2000611	2000611	2000611
Price (€)	-	-	-	-	94	94	94	94	94
Printed circuit board power supply 24 VAC	-	2001504	-	2001497	2000065	2000065	2000065	2000065	2000065
Price (€)	-	73	-	73	94	94	94	94	94
Printed circuit board power supply 24 VDC	-	2001915	-	2001498	2000756	2000756	2000756	2000756	2000756
Price (€)	-	73	-	73	94	94	94	94	94

*1 For BEKOMAT® 20 / 20 FM / 21 / 21 PRO: 5 pcs.

*2 Electronic board with integrated power supply

We recommend the board is replaced by **BEKO TECHNOLOGIES**

BEKOMAT® - Spare parts

For BEKOMAT®	13	13 CO	13 CO PN 25 / 40 / 50	14	14 CO	14 CO PN 25	16 CO
Price group 13							
Wearing parts kit	2000067	2000067	2000366	2000731	2000731	2002556	2000087
Price (€)	77	77	93	77	77	96	96
Membranes, 3 pcs.	4053197	4053197	2000439	4053197	4053197	2000439	4053197
Price (€)	135	135	145	135	135	145	135
Diaphragm seat	2001118	2001118	2000351	2001118	2001118	2000351	-
Price (€)	38	38	137	38	38	137	-
Valve	4027849	4027850	4027851	4027849	4027850	4027851	2000089
Price (€)	119	136	498	119	136	498	159
Valve attachment components	2000071	2000072	2000371	2000071	2000072	2000371	2000088
Price (€)	47	50	415	47	50	415	39
Gasket kit	2000073	2000073	2000367	2000080	2000080	4000923	2000090
Price (€)	27	27	30	27	27	30	30
Housing	2000075	2000076	2000368	2000082	2000083	2000083	2000092
Price (€)	179	334	447	219	406	406	876
Housing cover	2000077	2000078	2000369	2000084	2000085	2000085	2000091
Price (€)	82	269	312	133	290	290	359
Top part of cover	2000066	2000066	2000066	2000066	2000066	2000066	2000066
Price (€)	74	74	74	74	74	74	74
Sensor pcb	4047967	4047967	4047967	4047968	4047968	4047968	4047969
Price (€)	191	191	191	199	199	199	199
Printed circuit board power supply 230 VAC	2000063	2000063	2000063	2000063	2000063	2000063	2000063
Price (€)	94	94	94	94	94	94	94
Printed circuit board power supply 200 VAC	2000349	2000349	2000349	2000349	2000349	2000349	2000349
Price (€)	94	94	94	94	94	94	94
Printed circuit board power supply 115 VAC	2000064	2000064	2000064	2000064	2000064	2000064	2000064
Price (€)	94	94	94	94	94	94	94
Printed circuit board power supply 100 VAC	2000611	2000611	2000611	2000611	2000611	2000611	2000611
Price (€)	94	94	94	94	94	94	94
Printed circuit board power supply 24 VAC	2000065	2000065	2000065	2000065	2000065	2000065	2000065
Price (€)	94	94	94	94	94	94	94
Printed circuit board power supply 24 VDC	2000756	2000756	2000756	2000756	2000756	2000756	2000756
Price (€)	94	94	94	94	94	94	94

For BEKOMAT®	31U	32U	33U	33U CO
Price group 13				
Connection adapter	4010155	4010155	-	-
Price (€)	40	40	-	-
Gasket kit	4024386	4024392	4024397	4024397
Price (€)	16	16	16	16
Design shell	4010164	4010167	4010167	4010167
Price (€)	18	23	23	23
Price group 12				
Service unit	4023607	4023571	4023633	4023635
Price (€)	117	126	163	193

For BEKOMAT®	3*3	3 CO*3 3 CO LA*3	3 E*3	3 E 25*3	3 E 63*3	6 CO*3 6 CO LA*3	6 E 25*3
Price group 13							
Wearing parts kit	2800656	2800670	2800702	2800702	2800702	2800670	2800702
Price (€)	80	80	114	114	114	80	114
Membranes, 3 pcs.	4053197	4053197	4053197	2000439	2000439	4053197	2000439
Price (€)	135	135	135	145	145	135	145
Gasket kit	2800658	2800671	2800689	2800703	2800703	2800658	2800703
Price (€)	23	23	45	45	45	23	45
Top part of cover	2800661	2800661	2800690	2800690	2800690	2800661	2800690
Price (€)	81	81	81	81	81	81	81
Pilot valve	2800663	2800717	–	2800717	2800717	2800663	2800717
Price (€)	82	100	–	100	100	82	100
Control air cover	2800665	–	–	–	–	2800665	–
Price (€)	31	–	–	–	–	31	–
Valve*4	2800664	2800673	2800693	2800705	2800718	2800664	2800705
Price (€)	195	305	391	406	305	195	406
Housing top cover*5	2800667	2800674	2800696	2800696	2800719	2800789	–
Price (€)	292	385	2.234	2.234	2.250	385	–
Lower part of the housing	2800668	2800675	2800720	2800720	2800720	2800790	–
Price (€)	126	213	1.438	1.438	1.438	888	–
Sensor pcb 230 VAC	2800659	2800659	2800659	2800659	2800659	2800796	2800796
Price (€)	310	310	310	310	310	310	310
Sensor pcb 100 VAC	2002200	2002200	2002200	2002200	2002200	–	–
Price (€)	310	310	310	310	310	–	–
Sensor pcb 110 VAC	2800698	2800698	2800698	2800698	2800698	2800804	2800804
Price (€)	310	310	310	310	310	310	310
Sensor pcb 24 VAC	2800699	2800699	2800699	2800699	2800699	4010781	4010781
Price (€)	310	310	310	310	310	311	311
Sensor pcb 24 VDC	–	–	–	–	–	2800806	2800806
Price (€)	–	–	–	–	–	310	310

BEKOMAT® 3 ... EX*3 / 3 ... LP*3 / 6 ... EX*3 / 6 ... LP*3: Spare parts on request, BEKOMAT® provide Serial No.

*3 Spare parts for BEKOMAT® LP versions: The spare parts for LP devices, apart from PCBs for EX LP devices, are identical to those for the relevant BEKOMAT® 3 and/or BEKOMAT® 6 without the LP name addition (e.g.: The spare parts for BEKOMAT® 3 CO are also suitable for the LP version of that device, The BEKOMAT® 3 CO LP). Caution: In LP devices, the diaphragm is installed without a spring in the BEKOMAT® LP.

*4 Valves for BEKOMAT® types 3 and 6 are dependent on operating voltage. Types listed are for 230 VAC and 12 VDC for Ex devices.

*5 Other operating voltages on request.

*5 When ordering a housing shell for an LP device, please indicate "for LP device" on the order.

*6 Not for BEKOMAT® 3 LA







New dimensions of economic efficiency

The disposal of condensate by third-party providers is laborious and costly. ÖWAMAT® offer significant savings potential in this respect.



ÖWAMAT®

Separating disperse condensates

Compressed-air condensate is often made up of 99 % water and 1 % oil. For this reason, the treatment of condensate containing oil in situ using ÖWAMAT® oil/water separation systems is always cheaper than costly disposal by specialist companies.

ÖWAMAT® oil/water separation systems do not entail energy costs, as a result of the system used. ÖWAMAT®, which has proven its worth and been further developed over many years, fulfils the essential statutory regulations; the cleaned water can be introduced into the sewer system without a problem. Granted general approval of the building inspectorate by the German Institute for Structural Engineering (Deutsches Institut für Bautechnik).

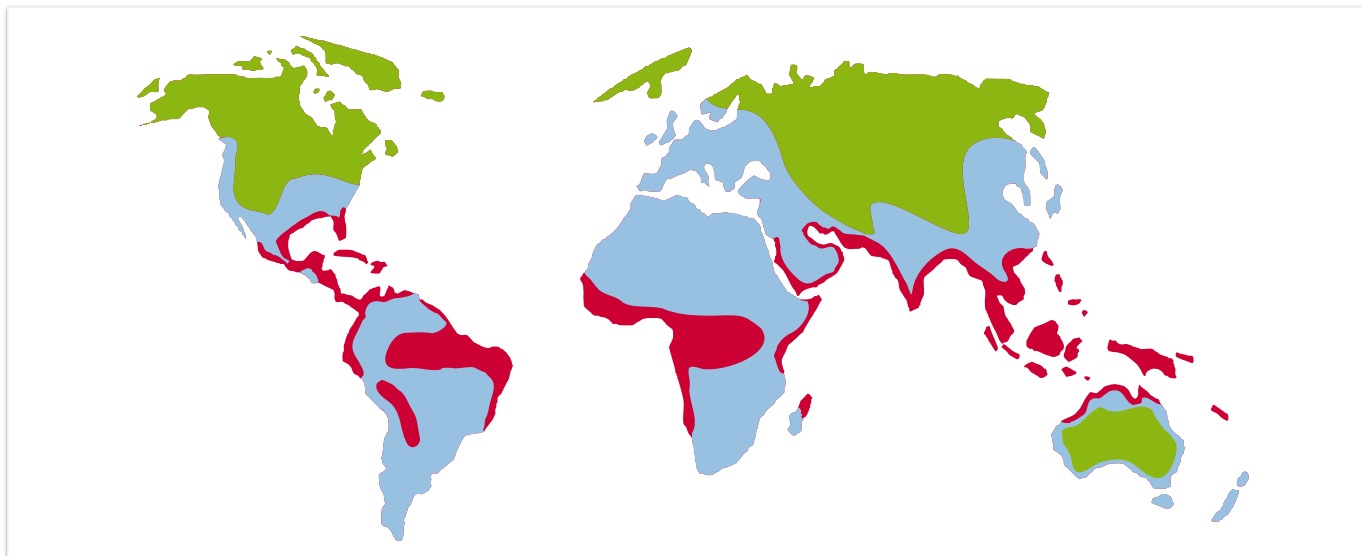
ÖWAMAT® oil/water separation systems are synonymous with safe treatment – low on maintenance, space-saving and user-friendly.

Your BEKO TECHNOLOGIES specialist will be glad to provide you with detailed information.

■ OIL/WATER SEPARATORS ÖWAMAT®	25
Specifications for worldwide use	26
ÖWAMAT® 12 / 14 / 15 / 16 with preseparator device	27
ÖWAMAT® 10 / 11 / 12 / 14 / 15 / 16 without preseparator device	27
Accessories	28
Spare parts	30
Service	32



ÖWAMAT® - Specifications for worldwide use



The performance data in this price list refer to climatic zone ■

ÖWAMAT®	10	11	12	14	15	16
---------	----	----	----	----	----	----

Compressor performance (m³/min)

Screw compressor

Turbine oil	2,8	5,5	8,5	16,9	33,6	67,3
	2,4	4,9	7,3	14,6	29,3	58,5
	2,1	4,2	6,2	12,5	24,9	49,7
Screw compressor VDL oil	2,8	5,5	8,5	16,9	33,6	67,3
	2,4	4,9	7,3	14,6	29,3	58,5
	2,1	4,2	6,2	12,5	24,9	49,7
Screw compressor VCL oil	2,1	4,2	6,5	13,0	25,9	51,8
	1,9	3,8	5,6	11,3	22,5	45,0
	1,6	3,2	4,8	9,6	19,1	38,3
Synthetic oil: PAO (max. performance deviation +/-20 %)	2,1	4,2	6,5	13,0	25,9	51,8
	1,9	3,8	5,6	11,3	22,5	45,0
	1,6	3,2	4,8	9,6	19,1	38,3
Synthetic oil: Ester (max. performance deviation +/-40 %)	1,8	3,6	5,5	11,1	22,0	44,0
	1,6	3,2	4,8	9,6	19,1	38,3
	1,4	2,8	4,0	8,2	16,3	32,5

Piston compressor

VDL oil	1,9	3,8	5,9	11,7	23,3	46,6
	1,7	3,4	5,1	10,1	20,3	40,5
	1,5	2,9	4,3	8,7	17,2	34,4
Synthetic oil: PAO (max. performance deviation +/-20 %)	1,6	3,2	4,9	9,8	19,4	38,8
	1,4	2,8	4,2	8,4	16,9	33,8
	1,2	2,4	3,6	7,2	14,3	28,7
Synthetic oil: Ester (max. performance deviation +/-40 %)	1,8	3,7	5,6	11,2	22,3	44,6
	1,6	3,2	4,9	9,7	19,4	38,8
	1,4	2,8	4,1	8,3	16,5	33,0

Adjusted capacity figures for ÖWAMAT®

Capacity tests along with our extensive experience have enabled us to make locational adjustments of our capacity figures for BEKOMAT® and ÖWAMAT®. By taking global climate data into account, the device capacity can be defined more specifically in relation to the place of application.

ÖWAMAT® is designed for a region by means of the three climatic zones:

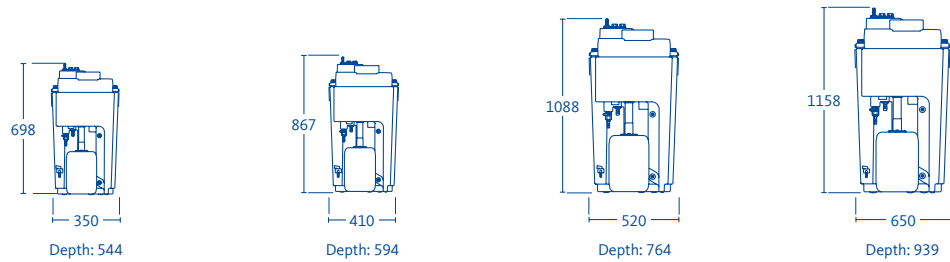
- e.g. Northern Europe, Canada, Northern USA, Central Asia
- e.g. Central/Southern Europe, Central America
- e.g. South-East Asian coastal regions, Oceania, Amazon and Congo regions



ÖWAMAT® oil/water separation systems are available for installation sizes 12 - 16 and without free oil separation. Free oil separation extends the lift cycle of the OEKOSORB® filter cartridge used. Depending on the application, however,

the use of an ÖWAMAT® without free oil separation might be reasonable by all means. Both versions have the type approval for synthetic and mineral oils.

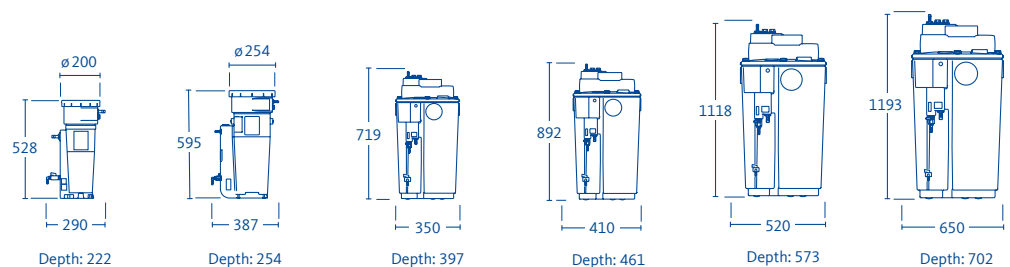
ÖWAMAT® oil/water separator 12 / 14 / 15 / 16 with preseparator device



ÖWAMAT®	12	14	15	16
Condensate inlet	3 x G1/2" / 1 x G1"	3 x G1/2" / 1 x G1"	3 x G1/2" / 1 x G1"	3 x G1/2" / 1 x G1"
Container capacity (l)	30,6	61,3	115,5	228,4
Filling volume (l)	22,72	46,34	84,28	158,8
Filter capacity (l)	1 x 2,5 / 1x5,9	1 x 6,7 / 1x11,0	1 x 18,5 / 1x20,4	1 x 37,2 / 1x40,3
Weight (kg)	13,5	18,5	36,5	53

Price group 20					
Order ref.		4021726	4021742	4021758	4021773
Price (€)		1.074	1.288	1.772	2.362

ÖWAMAT® oil/water separator 10 / 11 / 12 / 14 / 15 / 16 without preseparator device



ÖWAMAT®	10	11	12	14	15	16
Condensate inlet	2 x G1/2"	2 x G1/2"	3 x G1/2" / 1 x G1"	3 x G1/2" / 1 x G1"	3 x G1/2" / 1 x G1"	3 x G1/2" / 1 x G1"
Container capacity (l)	10	18,6	30,6	61,3	115,5	228,4
Filling volume (l)	4,3	11,7	20,3	41,5	72,5	137,2
Filter capacity (l)	1 x 2,5 / 1 x 2,6	1 x 4,7 / 1 x 4,8	1 x 2,5 / 1 x 5,9	1 x 6,7 / 1 x 11,0	1 x 18,5 / 1 x 20,4	1 x 37,2 / 1 x 40,3
Weight (kg)	3,5	5,75	12	16	32	42

Price group 20						
Order ref.		4010347	4011570	4022368	4022379	4022388
Price (€)		351	592	838	1.042	1.460



ÖWAMAT® - Accessories

ÖWAMAT®: Heating system



From serial number 155,000
others on request


For ÖWAMAT®	2 / 11 / 12	4 / 5R / 14 / 15		6 / 16		8		Heating system for condensate distributor (old version)
Performance (kw)	0,3 / 0,4	0,75 / 1,0	0,2 / 1,1	1,1 / 1,4	1,15 / 1,5	2x1,1 / 1,4	2x1,15 / 1,5	0,038 / 0,05
Operating voltage (VAC)	200 / 230	200 / 230	100 / 115	200 / 230	100 / 115	200 / 230	100 / 115	200 / 230
Weight (kg)	0,7	1	1	1,1	1,1	2,2	2,2	0,7
Price group 23								
Order ref.	4001748	4001750	4001749	4001752	4001751	4001808	4001809	4002180
Price (€)	427	447	456	514	514	918	918	359

OEKOSORB®: Replacement filter sets for ÖWAMAT® 10 / 11 / 12 / 14 / 15 / 16

For ÖWAMAT®	10	11	12	14	15	16
Prefilter (l)	1 x 2,5	1 x 4,7	1 x 2,5	1 x 6,7	1 x 18,5	1 x 37,2
Main filter (l)	1 x 2,6	1 x 4,8	1 x 5,9	1 x 11	1 x 20,4	1 x 40,3
Weight (kg)	0,5	1,98	1,98	3,38	6,03	11,12
Price group 22						
Order ref.	4010719	4011999	4010711	4010712	4010713	4010714
Price (€)	94	126	155	214	346	586

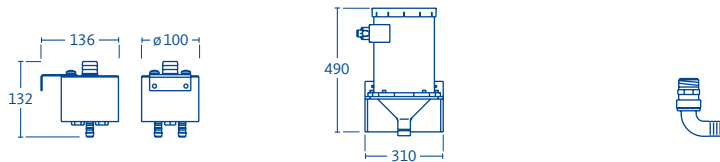
OEKOSORB®: Replacement filter sets for ÖWAMAT® 1 / 2 / 3 / 4 / 5 / 5R / 6 / 8 / 20

For ÖWAMAT®	1 / 2	3	4	5	5R	6	8	20
Prefilter (l)	1 x 2	–	1 x 4,5	–	1 x 9	1 x 9	1 x 30	–
Main filter (l)	1 x 3	1 x 15	1 x 8	2 x 18	1 x 17	2 x 17	2 x 45	1 x 82
Weight (kg)	1	2,5	3	7,5	4,5	9	25	23
Price group 22								
Order ref.	4027544	4027548	4027550	4027554	4027556	4027557	4027562	4027546
Price (€)	91	136	160	291	202	339	838	610



For ÖWAMAT®	Connecting kit for manifold		Tandem oil collector set	Cleaned-water container		Alarm sensor for level indicator			
	2 / 12	4 / 5R / 6 / 8 14 / 15 / 16	8	2 / 10 / 11	3 / 4	2	11	4 / 5R / 6 / 8	12 / 14 15 / 16
Container content (l)	-	-	3 x 30	1 x 10	1 x 30	-	-	-	-

Price group 23									
Order ref.	2001045	2000912	2801311	2801297	2801304	2801298	4012448	2801309	4013908
Price (€)	29	40	155	68	75	143	143	154	149



Dimensions in mm For parallel connection for up to 4 devices Max. 40 bar [g] for discharge air For water outlet on ÖWAMAT® 14-16

Specification	Condensate manifold	HP- relief chamber	Angle adapter	Condensate quick test	
					Refill pack
Container content (l)	-	14	-	-	-
Weight (kg)	-	4,6	-	-	-

Price group 23					
Order ref.	4003998	2801292	4012513	4012237	4012507
Price (€)	209	414	37	78	55

ÖWAMAT®: Drip tray: use according to StawaR (steel tank guideline)



For ÖWAMAT®	2 / 12	14	4 / 15	16	5R / 6	8
Dimensions (mm) A x B x C	184 x 600 x 500	230 x 700 x 600	235 x 900 x 800	250 x 1.100 x 900	250 x 1.200 x 1.000	600 x 1.306 x 1.106

Price group 24						
Order ref.	4047641	4047642	4047643	4047644	4047645	4047646
Price (€)	234	306	345	398	447	808



ÖWAMAT® - Spare parts

For ÖWAMAT®	10	11	12	14	15	16
Price group 23						
Pressure relief chamber for version with pre-separation without connection adapter	-	-	4012139	4012139	4012141	4012141
Price (€)	-	-	124	124	169	169
Pressure relief chamber for version without pre-separation without connection adapter	-	-	4012140	4012140	4012142	4012142
Price (€)	-	-	124	124	169	169
Connection adapter for pressure relief chamber	-	-	2002851	2002851	2001046	2001046
Price (€)	-	-	31	31	31	31
Preseparator up to serial number 11046999	-	-	4012135	4012136	4012137	4012138
Price (€)	-	-	103	124	162	197
Preseparator from serial numbers 11047000 to 12438529	-	-	4014076	4014077	4014078	4014079
Price (€)	-	-	103	127	162	197
Preseparator from serial number 12438530	-	-	4021012	4021013	4021014	4021015
Price (€)	-	-	120	127	239	216
Preseparator foot	-	-	4012162	4012163	4012164	4012165
Price (€)	-	-	66	72	78	89
Cover for version with preseparator device	-	-	4012342	4012343	4012344	4012345
Price (€)	-	-	103	127	156	192
Cover for version without preseparator device	-	-	4012346	4012347	4012349	4012350
Price (€)	-	-	103	127	154	187
Container up to serial number 12438529	4012557	4012559	-	-	-	-
Price (€)	169	279	-	-	-	-
Container from serial number 12438530	4012557	4012559	4021007	4021009	4021010	4021011
Price (€)	169	279	464	641	995	997
Overflow pipe / condensate pipe up to serial number 12438529	-	-	4012564	4012565	4012566	4012567
Price (€)	-	-	47	61	90	94
Overflow pipe / condensate pipe from serial number 12438530	-	-	4021003	4021004	4021005	4021006
Price (€)	-	-	46	61	90	94
Handle cartridge	-	-	4012356	4012357	4012358	4012359
Price (€)	-	-	42	48	52	59
Oil collector set	-	-	2801295	2801295	4012569	2801302
Price (€)	-	-	38	38	47	52
Universal set service valve/sample valve	4012379	-	4012379	4012379	4012379	4012379
Price (€)	22	-	22	22	22	22
Sampling valve	-	2800891	-	-	-	-
Price (€)	-	22	-	-	-	-
Mounting bracket	4004277	4012186	-	-	-	-
Price (€)	57	64	-	-	-	-
Hopper	4012561	4012562	-	-	-	-
Price (€)	49	55	-	-	-	-
Gasket kit	4013857	4013858	-	-	-	-
Price (€)	24	25	-	-	-	-
Gasket kit up to serial number 11046999	-	-	4013859	4013859	4013860	4013860
Price (€)	-	-	47	47	67	67
Gasket kit from serial numbers 11047000 to 12438529	-	-	4013980	4013980	4013981	4013981
Price (€)	-	-	47	47	65	65
Gasket kit from serial number 12438530	-	-	4022580	4022580	4022581	4022581
Price (€)	-	-	47	47	65	65



For ÖWAMAT®	10	11	12	14	15	16
Price group 23						
Reference turbidity tube 20 mg/l	2000556	2000556	2000556	2000556	2000556	2000556
Price (€)	14	14	14	14	14	14
Reference turbidity tube 10 mg/l	4001475	4001475	4001475	4001475	4001475	4001475
Price (€)	14	14	14	14	14	14
Reference turbidity tube 5 mg/l	4012341	4012341	4012341	4012341	4012341	4012341
Price (€)	13	13	13	13	13	13

For ÖWAMAT®	1	2	4	5R	6	8
Price group 23						
Pressure relief chamber without connection adapter	–	2800864	2800887	2800887	2800906	2800906
Price (€)	–	150	268	268	279	279
Connection piece	–	2002851	2002851	2002851	2001046	2001046
Price (€)	–	31	31	31	31	31
Filter set for pressure relief chamber	4004290	2800866	2800889	2800889	2800909	2800909
Price (€)	31	26	29	29	32	32
Dirt collector	–	–	–	–	–	2800917
Price (€)	–	–	–	–	–	121
Container lid with level indicator	–	–	–	–	–	2800918
Price (€)	–	–	–	–	–	413
Level indicator	–	2800871	2800896	2800896	2800896	2800924
Price (€)	–	20	24	24	24	24
Lid screw connection	–	–	2800894	2800894	2800912	2800923
Price (€)	–	–	18	18	19	22
Overflow pipe in filter chamber	–	–	2800897	2800897	2800897	2800922
Price (€)	–	–	20	20	20	36
Oil outlet pipe	–	2800867	2800890	2001911	2800910	2800919
Price (€)	–	122	59	66	72	78
Sampling valve	2800891	2800891	2800891	2800891	2800891	2800891
Price (€)	22	22	22	22	22	22
Oil collector set	–	2801295	2801302	2801302	2801307	2801307
Price (€)	–	38	52	52	64	64
Mounting bracket	4004277	–	–	–	–	–
Price (€)	57	–	–	–	–	–
Gasket kit	–	4005820	4006474	4006474	4006474	–
Price (€)	–	22	28	28	28	–



ÖWAMAT® - Spare parts

For ÖWAMAT®	3	5	20
Price group 23			
Filter set for pressure relief chamber	On request from BEKO TECHNOLOGIES Service		
Coalescing filter	-	-	2800930
Price (€)	-	-	1.123

ÖWAMAT® - Service

For ÖWAMAT® 10 – 16	Analysis condensate suitability
Price group 25	
Order ref.	4014016
Price (€)	29

	Bottle for condensate sample
Capacity (ml)	1,000
Price group 23	
Order ref.	2801315
Price (€)	27

	Hydrocarbon analysis as per DIN EN ISO 9377-2 (HC index)
Required amount for sampling (ml)	1,000
Price group 35	
Order ref.	2800435
Price (€)	165





BEKOSPLIT®

Splitting plants can do more

Stable emulsions from oil-contaminated condensate cannot be treated using oil/water separation systems.

With BEKOSPLIT®, the particularly economic treatment under the company's own responsibility is both possible and worthwhile for all operations.

For BEKOSPLIT® systems, general approval of the building inspectorate has been granted by the German Institute for Structural Engineering (Deutsches Institut für Bautechnik).

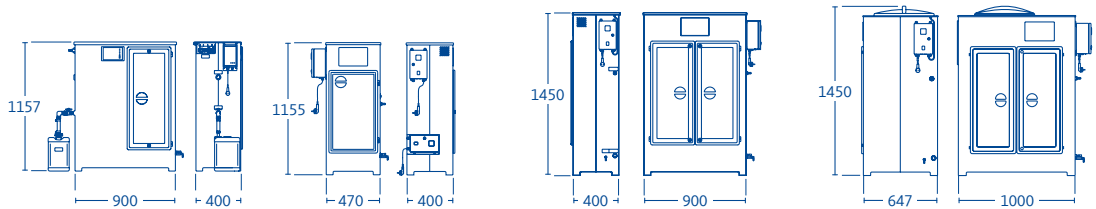
Your **BEKO** TECHNOLOGIES specialist will be glad to provide you with detailed information.

■ EMULSION SPLITTING PLANTS BEKOSPLIT®	35
BEKOSPLIT® 11 / 12 / 13 / 14 / 14S / 15 / 16	36
Expendable materials	37
Accessories	38
Service	38
Spare parts	39



BEKOSPLIT® - Emulsion splitting plants

BEKOSPLIT® 11 / 12 / 13 / 14 / 14S / 15 / 16 with preseparator



with integrated 70 l preseparator and 10 l oil reservoir

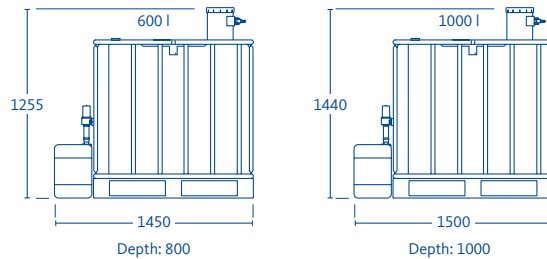
Dimensions in mm

BEKOSPLIT®	11	12	13	14	14S*1	15	16
Compr. filter capacity max (m ³ /min)	12.5	25	50	75	75	100	135
Performance (l/h)	15	30	60	90	90	120	160
Operating voltage (VAC)	100 ... 240	230	230	230	230	230	230
Weight (kg)	48	33	54	54	55	76	76

Consumables required for the operation of BEKOSPLIT® are not included and must be separately ordered.

The cost of commissioning the BEKOSPLIT® is not included in the price.

*1 Deep BEKOSPLIT® 14S: 585 mm, with 25 kg metering unit



Price group 30

BEKOSPLIT®			11	12	13	14	14S	15	16
with preseparator*1	internal 70 l	Order ref.	2002566	-	-	-	-	-	-
		Price (€)	6.934	-	-	-	-	-	-
	600 l	Order ref.	-	4039912	4039916	4039920	4039924	-	-
		Price (€)	-	9.858	12.543	16.567	14.282	-	-
	1000 l	Order ref.	-	4039913	4039917	4039921	4039925	4039927	4039929
		Price (€)	-	10.099	12.783	17.148	14.623	18.956	21.122

*1 Incl. pressure relief chamber, integrated oil separation and capacitative START sensor. BEKOSPLIT® with pump-control relay on request.

BEKOSPLIT®: Drip tray with grating



	Drip tray: use according to StawaR (steel tank guideline)		
Container content (l)	205	607	1000
Dimensions*1 (mm) A x B x C	335 x 1300 x 800	340 x 2500 x 1200	334 x 2800 x 1790

Price group 34

Order ref.	4047647	4047648	4047649
Price (€)	573	1.388	2.074

*1 Other sizes on request.



BEKOSPLIT® - Consumables

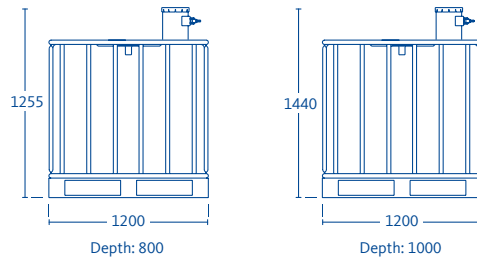
Splitting agent	FL 02		FL 11	
	Packing unit	1	1	1
Weight (kg)	10	25	10	25
Price group 33				
Order ref.	4020598	4020596	4021427	4021430
Price (€)	112	191	73	147

For BEKOSPLIT®	Replacement filter set		Replacement fleece filter set	
	11 / 12	3 / 5 / 13 / 14 / 14S / 15 / 16	11 / 12	3 / 5 / 13 / 14 / 14S / 15 / 16
Packing unit	5	5	5	5
Weight (kg)	1	1	1	1
Price group 33				
Order ref.	4012868	4012870	4012867	4012869
Price (€)	76	91	146	174

Special splitting agent variants for specific applications on request

BEKOSPLIT® - Accessories

BEKOSPLIT®: Safety container



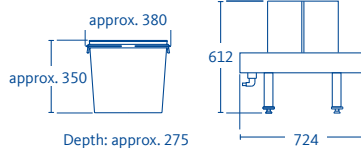
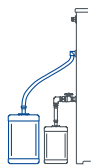
Dimensions in mm

Safety container*1		
For BEKOSPLIT®	12 - 16	
Container content (l)	600	1000
Price group 33		
Order ref.	2002549	2002550
Price (€)	2.814	3.047

*1 Incl. pressure relief chamber, submersible pump with float switch for pump release and float switch for "collecting container full"
BEKOSPLIT® with pump-control relay is absolutely necessary: please enquire.



BEKOSPLIT® - Accessories



Dimensions in mm

Overflow monitoring

	Overflow set	Drying rack		Float switch
For BEKOSPLIT®	11	11 / 12	13 / 14 / 14S / 15 / 16	13 / 14 / 14S / 15 / 16
Operating voltage VAC / Hz	-	-	-	-
Price group 33				
Order ref.	2002333	2002628	2801210	-
Price (€)	88	69	596	on request

BEKOSPLIT® - Service

Analogous to DIN EN ISO 9377-2 H53 of the cleaned or uncleaned condensate

	Petroleum-derived hydrocarbon	Ascertainment of splitting-agent requirements
Required amount for sampling (ml)	1000	2000
Price group 35		
Order ref.	2800435	2800440
Price (€)	165	105

Further analyses possible on request.

Bottle for condensate sample	
Capacity (ml)	1000
Price group 23	
Order ref.	2801315
Price (€)	27



BEKOSPLIT® - Spare parts

BEKOSPLIT® Preseparator

For BEKOSPLIT®			Integrated	Integrated	Integrated
Container content (l)	600	1000	3	5	11
Price group 23					
Pressure relief chamber without connection adapter	2800887	2800887	-	-	4006830
Price (€)	268	268	-	-	168
Filter set for pressure relief chamber	2800889	2800889	2800909	2800909	2800866
Price (€)	29	29	32	32	26
Connection adapter for pressure relief chamber	2001046	2001046	-	2001046	2001046
Price (€)	31	31	-	31	31
Price group 33					
Oil drain valve, complete	2000101	2000101	-	-	-
Price (€)	507	507	-	-	-
Connection cable for oil drain valve	4006840	4006840	-	-	-
Price (€)	71	71	-	-	-
Oil collector set	2000379	2000400	-	-	4000874
Price (€)	71	93	-	-	112
Oil receiver	2000380	4003931	4003931	-	2000380
Price (€)	24	41	41	-	24
Console, complete, without sensor	2000599	2000600	-	-	2002859
Price (€)	217	217	-	-	217
Start sensor (water-tuned, wireless)	2000012	2000012	-	-	2000012
Price (€)	383	383	-	-	383
Connection cable for start sensor	4005040	4005040	-	-	-
Price (€)	46	46	-	-	-

BEKOSPLIT® Safety container

Container content (l)	600	1000	1100	2000
Price group 33				
Immersion pump with float switch	2800517	2800517	2800517	2800517
Price (€)	946	946	946	946



BEKOSPLIT® - Spare parts

For BEKOSPLIT®	3	5	11	12	13	14	14S	15	16
Price group 33									
Power supply unit	-	-	2002627	2000106	2000106	2000106	2000106	2000106	2000106
Price (€)	-	-	775	1.013	1.013	1.,013	1.013	1.013	1.013
System control / control unit	-	-	4002521	4001814	2000547	2000547	2000547	2000547	2000547
Price (€)	-	-	684	1.500	1.500	1.500	1.500	1.500	1.500
Operating hours counter	2000011	2000011	4006147	2000011	2000011	2000011	2000011	2000011	2000011
Price (€)	84	84	132	84	84	84	84	84	84
Sensor filter monitoring	-	-	2000108	2000108	2000392	2000392	2000392	2000392	2000392
Price (€)	-	-	419	419	424	424	424	424	424
Sensor splitting agent monitoring	-	-	2000391	2000391	2000391	2000391	4002430	4002430	4002430
Price (€)	-	-	363	363	363	363	313	313	313
Emulsion pump	-	-	2002621	2800525	4003356	4003358	4003358	4004681	4004682
Price (€)	-	-	719	728	1.115	1.195	1.195	1.650	1.783
Gear motor for emulsion pump to serial no. 10.046.560	2800484	-	2002623	2800484	2000386	2000387	-	4003715	4004382
Price (€)	311	-	315	311	317	428	-	304	560
Gear motor for emulsion pump from serial no. 10.046.561	-	-	2002623	2800484	4003715	4003716	4003716	4003715	4004382
Price (€)	-	-	315	311	304	304	304	304	560
Metering mechanism (without sensor)	-	-	2002619	4008082	4008082	4008082	4002431	4004380	4004380
Price (€)	-	-	1.146	2.117	2.117	2.117	2.566	2.596	2.596
Gear motor for metering mechanism To serial - no. 10.400.702	-	-	2002622	2800476	2800476	2800476	4004568	4004568	4004568
Price (€)	-	-	315	468	468	468	479	479	479
Gear motor for metering mechanism from serial - no. 10.400.703	-	-	2002622	4008380	4008380	4008380	4008380	4008380	4008380
Price (€)	-	-	315	368	368	368	368	368	368
Agitator	2800471	-	2002624	2002624	2000381	2000381	2000381	4004383	4004383
Price (€)	205	-	230	230	238	238	238	410	410
Agitator motor	2000382	-	2002625	2002625	2000382	2000382	2000382	4004384	4004384
Price (€)	152	-	182	182	152	152	152	314	314
Agitator shaft for basin 1	2800473	-	-	2002626	2000399	2000399	2000399	4004388	4004388
Price (€)	72	-	-	83	90	90	90	104	104
Agitator shaft for basin 2	2800473	-	-	-	-	-	-	4004388	4004388
Price (€)	72	-	-	-	-	-	-	104	104
Door unit	-	-	4000861	2001938	2000568	2000568	2000568	2000568	2000568
Price (€)	-	-	223	217	405	405	405	405	405
Door, left	-	-	-	-	4001270	4001270	4001270	4001270	4001270
Price (€)	-	-	-	-	198	198	198	198	198
Door, right	-	-	-	-	4001271	4001271	4001271	4001271	4001271
Price (€)	-	-	-	-	247	247	247	247	247
Cover	-	-	4000864	2002305	2002837	2002837	2002837	-	-
Price (€)	-	-	176	126	153	153	153	-	-
Strap for filter bag, 2 pcs	2800495	2800495	2800495	2800495	2800495	2800495	2800495	2800495	2800495
Price (€)	30	30	30	30	30	30	30	30	30
Pump hose set to serial - no. 10.046.560	2000388	-	2800527	2800527	2000446	2000446	4003590	4003712	4003712
Price (€)	61	-	51	51	82	82	71	78	78
Pump hose set from serial no. 10.046.561	2000388	-	2800527	2800527	4003590	4003590	4003590	4003712	4003712
Price (€)	61	-	51	51	71	71	71	78	78
Carbon brush kit to serial no. 10.400.702	2800487	-	2000389	2000389	2000389	2000389	2000389	4003713	4014401
Price (€)	83	-	73	73	73	73	73	102	81
Carbon brush kit from serial no. 10.400.703	2800487	-	2000389	4014400	4014400	4014400	4014400	4003713	4014401
Price (€)	83	-	73	123	123	123	123	102	81





Filtering with **3eco**: extra efficient

The filter elements of the CLEARPOINT® series offer significant energy savings at maximum filtration performance.



CLEARPOINT® Compressed air filter

Everything speaks for CLEARPOINT® filter technology: Low operating costs, long lifetimes, excellent process reliability, efficient and dependable filtration of aerosol, oil and particles.

The CLEARPOINT® programme is a comprehensive one. The performance range goes from 35 to 34.680 m³/h, and includes thread connection filters, flange filters and high pressure filters up to 500 bar. An activated-carbon adsorber and sterile/steam filter complete the range.

Are you also using filters from other manufacturers? CLEARPOINT® filter elements are also available in the highest quality for many other filter housings common on the market.

Your **BEKO TECHNOLOGIES** specialist will be glad to provide you with detailed information.

■ COMPRESSED AIR FILTERS CLEARPOINT®	43
Performance spectrum/housing specification/quality classes	44
Installation examples	45
CLEARPOINT® W water separator	46
CLEARPOINT® 3eco (C-S) filter for separation of aerosols and solid particles	48
CLEARPOINT® 3eco (R) dust filter	52
CLEARPOINT® A activated carbon filter	56
CLEARPOINT® PN 50 high pressure water separator	60
CLEARPOINT® 3eco PN 50 high pressure filter	61
CLEARPOINT® 100 – 500 bar high pressure filter	62
CLEARPOINT® PIT filter housing thread connection	64
CLEARPOINT® PIF filter housing flange connection	65
CLEARPOINT® PIW filter housing weld-on connection	66
CLEARPOINT® FE ... SR Sterile filter element	67
CLEARPOINT® FE ... ST Steam filter element	68
CLEARPOINT® Sterile and steam filter accessories	71
Accessories	72
Filters and alternative filter elements	76

CLEARPOINT® - Compressed air filters

CLEARPOINT®: Performance spectrum

	Max. 16 bar [g]	Max. 50 bar [g]	100 ... 500 bar [g]
Aerosol and solid particles	C, F, S	C, F, S	C, G, F, S
Dust	RC, RF, RS	RC, RF, RS	RC, RG, RF, RS
Vapour and odours	A, V	A, V	A
Water	W	W	-

CLEARPOINT®: Housing specification



CLEARPOINT® up to max. 16 bar [g]		CLEARPOINT® up to max. 50 bar [g]	
S040 – M032 Threaded filter	L080 – L304 Flange filter	S040 – M020 Threaded filter	CLEARPOINT® up to max. 500 bar [g]
Flow-optimized housing made of sea-water resistant aluminium, Fully anodised for extra corrosion protection, additionally powder-coated on the outside; max. operating pressure 16 bar [g].	Carbon steel housing, high-temperature galvanised, element seat made of stainless steel, manufacturing standards/testing PED2014 / 68 / EU / AD2000, paint finish outside, flanges DIN 1092-1 for 16 bar[g] operating pressure (up to L204 max. 10 bar [g]), with BEKOMAT®. For optional floor mounting device, see accessories page 73.	Flow-optimized housing made of sea-water resistant aluminium, fully anodized for extra corrosion protection, additionally powder-coated on the outside; max. operating pressure 50 bar [g], with manual condensate drain or connection for BEKOMAT® PN63.	Stainless steel housing, pressure stages 100 [g], 350 bar [g], 500 bar [g]. Optionally with manual condensate drain and differential pressure gauge.

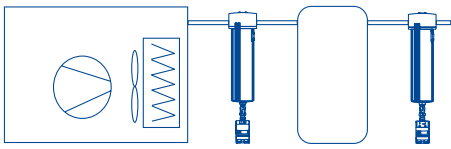
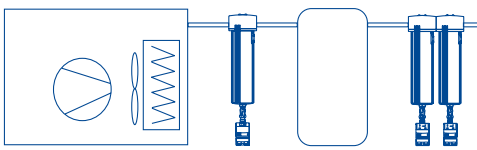
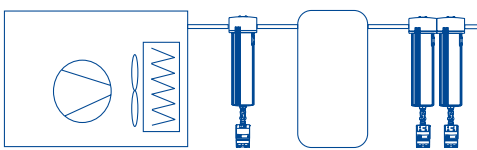
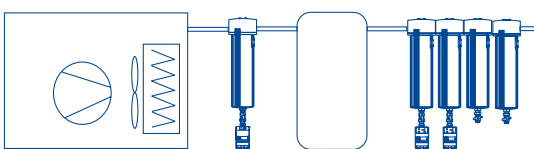
Quality Class

Quality Class	Solid particles,max. number of particles per m ³			Pressure dew point (°C)	Oil (incl. vapour) (mg/m ³)
	0,1 µm – 0,5 µm	0,5 µm – 1,0 µm	1,0 µm – 5,0 µm		
0	In accordance with the device operator's or supplier's specification, stricter requirements than class 1				
1	≤20.000	≤400	≤10	≤-70	≤0,01
2	≤400.000	≤6.000	≤100	≤-40	≤0,1
3	-	≤90.000	≤1.000	≤-20	≤1
4	-	-	≤10.000	≤+3	≤5
5	-	-	≤100.000	≤+7	> 5
6	-	-	-	≤+10	-

Air quality according to ISO 8573-1:2010

Depending on the filtration grade, our filter elements are equal to or even better than the requirements of ISO 8573-1. You can safely depend on the reliable and high filtration quality of CLEARPOINT® filters. The separation rates and the filter standing time need prefiltration as a precondition as shown on page 45. All CLEARPOINT® volume flow indications refer to an intake state of 1 bar (a) and +20 °C.

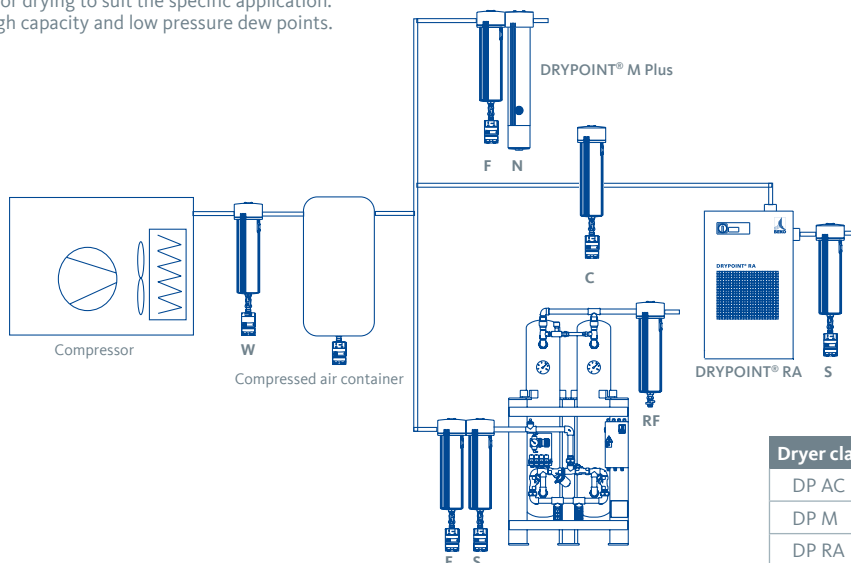
CLEARPOINT®: Installation examples

 <p>Compressor W Compressed air container C</p>	<p>Coarse filtration / Class [4:-:4] Grade C</p> <p>Fluid and solids deposition for non-critical applications.</p>
 <p>Compressor W Compressed air container C F</p>	<p>Fine filtration / Class [2:-:2] Grade F</p> <p>For general deposition of condensate and particles before upstream of dryers, valves, tools and other fittings.</p>
 <p>Compressor W Compressed air container F S</p>	<p>Super fine filtration / Class [1:-:2]*¹ Grade S</p> <p>Combination for the reliable removal of condensate, oil aerosols and particles. Recommended for high requirements, e.g. upstream of membrane and adsorption dryers.</p>
 <p>Compressor W Compressed air container F S A/V RS</p>	<p>Oil-free and odour-free air / Class [1:-:1] Grade A/V</p> <p>High-performance filtration for deposition of all pollutants up to and including oil vapours and odours for critical applications (pre-drying the air is necessary).</p>

*¹ In order to achieve Class [1:-:1] an additional active carbon filter and dust filter are generally required as the coalescence filter cannot retain the oil vapour.

Clean and dry air

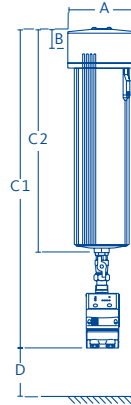
Different packages for drying to suit the specific application. Also for handling high capacity and low pressure dew points.



Dryer classification	
DP AC	PDP class: 1 – 3
DP M	PDP class: 2 – 6
DP RA	PDP class: 4 – 6

CLEARPOINT® W water separator: S040 – M030 Threaded filter

- › For separation of larger amount of condensate
- › Used downstream of aftercoolers or refrigeration dryers
- › Operating temperature: max. +60 °C
- › Differential pressure: approx. 0,06 bar [g]
- › Max. operating pressure thread version: max. 16 bar [g]



CLEARPOINT® W	S040	S050	S075	M010	M015	M020	M022	M025	M030
Connection*3	3/8" (1/2")*2	1/2"	3/4" (1")*2	1"	1 1/2" (2")*2	2"	2"	2 1/2" (3")*2	3"
Volume flow rate 7 bar [g]*1 (m³/h)	46	130	195	325	545	1015	1325	2100	3120

Dimensions

A (mm)	75	75	100	100	146	146	146	260	260
B (mm)	28	28	34	34	48	48	48	77	77
C1 (mm)	394	424	494	564	575	678	775	882	1006
C2 (mm)	182	212	282	352	363	465	563	670	894
D (mm)	150	150	150	150	200	200	200	300	300
Volume (l)	0.25	0.31	0.87	1.12	2.52	3.4	4.23	13.88	19.51
Weight (kg)	0.75	0.85	1.7	2.1	4.1	5.1	6.1	19.9	25.9
Category according to PED2014/68/EU Fluid group 2	-	-	-	-	-	I	I	II	II

Price group 82

Order ref.: Water separator with float drain (normally open)	S040WWF	S050WWF	S075WWF	M010WWF	-	-	-	-	-
Price (€)	250	258	294	358	-	-	-	-	-

Order ref.: Water separator with BEKOMAT®	S040WWB	S050WWB	S075WWB	M010WWB	M015WWB	M020WWB	M022WWB	M025WWB	M030WWB
Price (€)	464	471	565	624	863	984	1.103	2.386	3.054

*1 In the event of a deviating operating pressure please multiply the volume flow indicated at 7 bar [g] by the corresponding correction factor of the actual operating pressure.

*2 Available as an option, same price as standard connection, e.g. S040WWF (3/8") → S040WWFX (1/2")
Correction factor and order example see page 47.

*3 NPT on request.

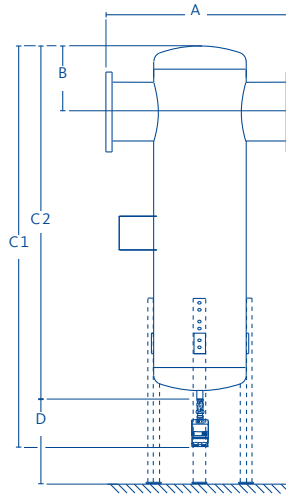
The above footnotes also apply to the following page.



CLEARPOINT® W water separator: L080 – L304 Flange filter

- › For separation of larger amount of condensate
- › Used downstream of aftercoolers or refrigeration dryers
- › Operating temperature: max. +60 °C
- › Differential pressure: approx. 0,06 bar [g]
- › Max. operating pressure flange version:
L080 – L200 up to max. 16 bar [g]
L204 – L304 up to max. 10 bar [g] (optional 16 bar)

Adjustable floor mounting system available



CLEARPOINT® W	L080	L100	L102	L150	L156	L200	L204	L254	L304
Connection (PN16, DIN 1092-1)	DN80	DN100	DN100	DN150	DN150	DN200	DN200	DN250	DN300
Volume flow rate 7 bar [g]* (m³/h)	1580	3160	4740	6320	11060	12640	15800	22120	34680

Dimensions

A (mm)	370	480	480	535	535	700	700	800	900
B (mm)	126	166	198	212	222	278	288	332	370
C1 (mm)	915	1135	1195	1515	1625	1995	2015	2375	2725
C2 (mm)	700	910	970	1290	1310	1680	1700	2070	2420
D (mm)	325	315	480	480	470	465	450	450	430
Volume (l)	12.5	27.6	40.5	57.5	82.1	147	196	380	650
Weight (kg)	23	42	53	75	95	140	155	210	330
Category according to PED2014/68/EU Fluid group 2	I	II	II	II	III	III	IV	IV	IV

Price group 80

Order ref.: Filter with BEKOMAT®	L080WWB	L100WWB	L102WWB	L150WWB	L156WWB	L200WWB	L204WWB	L254WWB	L304WWB
Price (€)	3.264	3.826	4.404	5.244	8.003	9.239	11.743	14.710	17.320

Correction factor

bar [g]	0,3	0,6	1	2	3	4	5	6	7	8	9	10	11	12	13	14	15	16
Correction factor	0,21	0,29	0,38	0,53	0,65	0,76	0,84	0,92	1	1,07	1,13	1,19	1,25	1,31	1,36	1,41	1,46	1,51

Ordering example

Construction size	S040WWB
Type	S040WWB
	W Water separator
Indicator	S040WWB
	W Without indicator unit
drain:	S040WWB
	B S040 – S050 BEKOMAT® 20 S075 – L080 BEKOMAT® Vario 20 L100 – L150 BEKOMAT® 14 L156 – L304 BEKOMAT® 16
	F float drain

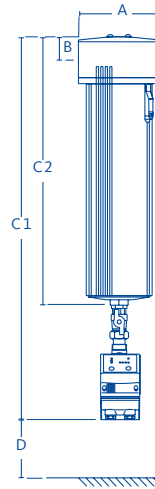
CLEARPOINT® 3eco (C, F, S): S040 – M032 Threaded filter

Filter for the separation of aerosols and solid particles



CLEARPOINT® 3eco (Energy Efficient Element)

- › Very low pressure difference at optimum separation efficiency
- › Performance-optimised volume flow higher by up to 30 %
- › Validated in accordance with ISO 12500-1 and 3
- › With BEKOMAT® 20 / BEKOMAT® 20 FM (filter management) or float drain
- › Max. operating temperature: +60 °C, (option +80 °C extra charge)
- › Max. operating pressure: 16 bar [g]
- › Filter for natural gas (CNG) up to installation size M023 on request



CLEARPOINT® 3eco (C, F, S)		S040	S050	S055	S075	M010	M012
Connection*5		3/8" (1/2")*2	1/2"	1/2"	3/4" (1")*2	1"	1"
Volume flow rate 7 bar [g]*1 [m³/h] energy-optimised		35	65	100	150	200	250
Differential pressure*4 in mbar (wet saturated)	C-grade	~ 50 mbar					
	F-grade	80	115	150	105	120	165
	S-grade	100	125	170	120	135	180
Volume flow rate 7 bar [g]*1 [m³/h] performance orientated		46	85	130	195	260	325
Differential pressure*4 in mbar (wet saturated)	C-grade	~ 70 mbar					
	F-grade	105	160	230	150	180	230
	S-grade	125	170	255	175	200	260

Dimensions

A (mm)	75	75	75	100	100	100
B (mm)	28	28	28	34	34	34
C1 (mm)	394	424	479	494	564	599
C2 (mm)	182	212	267	282	352	387
D (mm)	150	150	150	150	150	150
Volume (l)	0,25	0m31	0,42	0,87	1,12	1,26
Weight (kg)	0,75	0,85	1,2	1,7	2,1	2,2
Category according to PEDL2014/68/EU / Fluid group 2	-	-	-	-	-	-

Price group 82

Order ref.: filter with float drain (normally open)	S040 (Type) WF	S050 (Type) WF	S055 (Type) WF	S075 (Type) WF	M010 (Type) WF	M012 (Type) WF
Price (€)	198	239	304	440	497	550
Order ref.: filter with BEKOMAT® 20 FM	S040 (Type) WT	S050 (Type) WT	S055 (Type) WT	S075 (Type) WT	M010 (Type) WT	M012 (Type) WT
Price (€)	452	491	556	691	751	806

Price group 86

Order ref.: filter element incl. housing gasket	04 (Type)	05 (Type)	06 (Type)	07 (Type)	10 (Type)	12 (Type)
Price (€)	78	119	140	145	158	178

*1 In the event of a deviating operating pressure please multiply the volume flow indicated at 7 bar by the corresponding correction factor of the actual operating pressure, see page 49.

*2 Available as an option, same price as standard connection, e.g. S040SWF (3/8") S040SWFX (1/2")

*3 In order to achieve Class [1:-:1] an additional active carbon filter and dust filter are generally required as the coalescence filter cannot retain the oil vapour.

*4 Values may vary depending on the application conditions

*5 NPT on request

The above footnotes also apply to the following page.



Ordering example	
Construction size	S040CWT
Type	S040CWT
	Type Filter C Coarse filter (25 µm) F Fine filter (1 µm) S Super fine filter (0.01 µm)
Differential pressure gauge	S040CWT
	D Differential pressure gauge FDPS without potential-free contact Extra charge of 130 € (Price group 84) P Differential pressure gauge FSSDPIWE with potential-free contact Extra charge of 206 € (Price group 84) W Without indicator unit
drain:	S040CWT
	T S040 – M032: BEKOMAT® 20 FM B S040 – M032: BEKOMAT® 20 less a charge of 63 € (compared to version BEKOMAT® 20 FM) F Float drain

Type	C	F	S
Solid particles class in accordance to DIN ISO 8573-1	4	2	1
Class attainable in accordance with DIN ISO 8573-1	[4:-:4]	[2:-:2]	[1:-:2] *3
Oil aerosol content at 20 °C, 1 bar [a] – inlet side (mg/m³)	30	10	10
Oil aerosol content at 20 °C, 1 bar [g] – outlet side (mg/m³)	≤ 5	0.05	0.005
Initial differential pressure (dry)	0.03	0.05	0.06

Example for required filter size
Application ≠ 7 bar [g]:

Volume flow rate: 480 m³/h
 Operating pressure: 5 bar [g]
 Correction factor: 0.84
 ⇒ 480 m³/h / 0,84 = 571m³/h (7 bar [g])
 ⇒ required filter size: M020

CLEARPOINT® 3eco (C, F, S)	M015	M018	M020	M022	M023	M025	M027	M030	M032	
Connection*5	1 1/2" (2")*2	1 1/2" (2")*2	2"	2"	2"	2 1/2" (3")*2	2 1/2" (3")*2	3"	3"	
Volume flow rate 7 bar [g]*1 (m³/h) energy-optimised	320	420	600	780	1020	1300	1620	1940	2400	
Differential pressure 1 in mbar (wet saturated)	C-grade	~ 50 mbar								
	F-grade	80	90	120	150	200	100	115	120	145
	S-grade	100	110	140	170	210	125	130	140	165
Volume flow rate 7 bar [g]*1 (m³/h) performance orientated	415	545	780	1015	1325	1690	2100	2520	3120	
Differential pressure*1 in mbar (wet saturated)	C-grade	~ 70 mbar								
	F-grade	110	125	180	210	290	140	155	180	220
	S-grade	130	150	210	250	320	170	185	210	250

Dimensions

A (mm)	146	146	146	146	146	260	260	260	260
B (mm)	48	48	48	48	48	77	77	77	77
C1 (mm)	575	628	678	775	893	882	986	1006	1256
C2 (mm)	363	416	466	563	681	670	774	894	1044
D (mm)	200	200	200	200	300	300	300	300	300
Volume (l)	2,52	2,97	3,4	4,23	5,24	13,88	16,49	19,51	23,24
Weight (kg)	4,1	4,5	5,1	6,1	7,1	19,9	22,6	25,9	29,9
Category according to PEDL2014/68/ EU / Fluid group 2	-	-	I	I	I	II	II	II	II

Price group 82

Order ref.: filter with float drain (normally open)	M015 (Type) WF	M018 (Type) WF	M020 (Type) WF	M022 (Type) WF	M023 (Type) WF	M025 (Type) WF	M027 (Type) WF	M030 (Type) WF	M032 (Type) WF
Price (€)	636	717	985	1.250	1.494	1.918	2.144	2.412	3.011
Order ref.: filter with BEKOMAT® 20 FM	M015 (Type) WT	M018 (Type) WT	M020 (Type) WT	M022 (Type) WT	M023 (Type) WT	M025 (Type) WT	M027 (Type) WT	M030 (Type) WT	M032 (Type) WT
Price (€)	888	969	1.238	1.504	1.747	2.169	2.400	2.667	3.266

Price group 86

Order ref.: filter element incl. housing gasket	15 (Type)	18 (Type)	20 (Type)	22 (Type)	23 (Type)	25 (Type)	27 (Type)	30 (Type)	32 (Type)
Price (€)	218	240	279	356	435	470	500	684	840

Correction factor

bar [g]	0.3	0.6	1	2	3	4	5	6	7	8	9	10	11	12	13	14	15	16
Correction factor	0,21	0,29	0,38	0,53	0,65	0,76	0,84	0,92	1	1,07	1,13	1,19	1,25	1,31	1,36	1,41	1,46	1,51



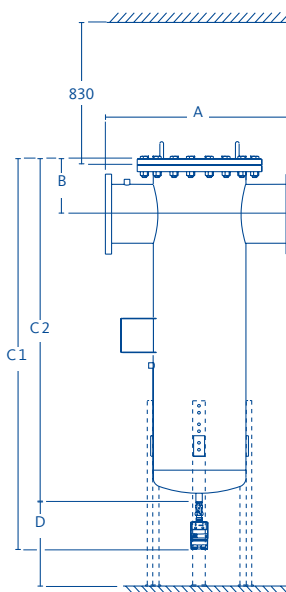
CLEARPOINT® 3eco (C, F, S): L080 – L304 Flange filters

Filters for the separation of aerosols and solid particles



CLEARPOINT® 3eco (Energy Efficient Element)

- › Very low pressure difference at optimum separation efficiency
- › Performance-optimised volume flow higher by up to 11 %
- › Validated in accordance with ISO 12500-1 and -3
- › With BEKOMAT® Vario FM or BEKOMAT® 14
- › Max. operating temperature: +60 °C
- › Maximum operating pressure: 16 bar [g] L204 – L304 : 10 bar [g] (option 16 bar [g])
- › Filter for natural gas (CNG) on request
- › Adjustable floor mounting system available



CLEARPOINT® 3eco (C, F, S)		L080	L100	L102	L150	L156
Connection (PN16, DIN 1092-1)		DN80	DN100	DN100	DN150	DN150
Volume flow rate 7 bar [g]*1[m³/h] energy-optimised		1420	2840	4260	5680	9940
Differential pressure*3 in mbar (wet saturated)	C-grade	~ 50 mbar				
	F-grade	~ 85 mbar				
	S-grade	~ 110 mbar				
Volume flow rate 7 bar [g]*1[m³/h] performance orientated		1580	3160	4740	6320	11060
Differential pressure*3 in mbar (wet saturated)	C-grade	~ 70 mbar				
	F-grade	~ 125 mbar				
	S-grade	~ 125 mbar				

Dimensions

A (mm)	490	540	540	600	600
B (mm)	173	200	208	233	238
C1 (mm)	1350	1399	1420	1470	1478
C2 (mm)	1134	1183	1204	1254	1262
D (mm)	330	330	460	460	460
Volume (l)	24	45	66	73	99
Weight (kg)	63	85	114	127	180
Category according to PEDL2014/68/ EU / Fluid group 2	II	II	II	II	II

Price group 80

Order ref.: filter with BEKOMAT® Vario FM	L080 (Type) WT	L100 (Type) WT	L102 (Type) WT	L150 (Type) WT	L156 (Type) WT
Price (€)	3.902	5.097	5.980	6.591	9.121

Price group 86

Amount: filter element	1	2	3	4	7
Order ref.: filter element	88 (type) *2	88 (type) *2	88 (type) *2	88 (type) *2	88 (type) *2
Price (€)	414	828	1.242	1.656	2.898

*1 In the event of a deviating operating pressure please multiply the volume flow indicated at 7 bar [g] by the corresponding correction factor of the actual operating pressure, see page 51.

*2 Recommended accessories flange gaskets for service flange, see page 75.

*3 Values may vary depending on the application conditions

*4 In order to achieve Class [1:-:1] an additional active carbon filter and dust filter are generally required as the coalescence filter cannot retain the oil vapour.

The above footnotes also apply to the following page.



Ordering example	
Construction size	L080CWT
Type	L080CWT
	Type filter C Coarse filter (25 µm) F Fine filter (1 µm) S Super fine filter (0.01 µm)
Differential pressure gauge	L080CWT
	D Differential pressure gauge FDPS without potential-free contact Extra charge of 130 € (Price group 84) P Differential pressure gauge FSSDPIWE with potential-free contact Extra charge of 206 € (Price group 84) W Without indicator unit
Drain:	L080CWT
	T L080 – L254: BEKOMAT® Vario 20 FM L304: BEKOMAT® 14 B L080 – L254: BEKOMAT® Vario 20 L304: BEKOMAT® 14 less a charge of 63 € (compared to version BEKOMAT® 20 FM)

Type	C	F	S
Solid particles class in accordance to DIN ISO 8573-1	4	2	1
Class attainable in accordance with DIN ISO 8573-1	[4.-4.]	[2.-2.]	[1.-2.]*4
Oil aerosol content at 20 °C, 1 bar [a] – inlet side (mg/m³)	30	10	10
Oil aerosol content at 20 °C, 1 bar [g] – outlet side (mg/m³)	≤ 5	0.05	0.005
Initial differential pressure (dry)	0.03	0.05	0.06

Example for required filter size
 Application ≠ 7 bar [g]:

Volume flow rate: 4200 m³/h
 Operating pressure: 5 bar [g]
 Correction factor: 0.84
 ⇒ 4200 m³/h / 0,84 = 5000 m³/h (7 bar [g])
 ⇒ required filter size: L150

CLEARPOINT® 3eco (C, F, S)		L200	L204	L254	L304
Connection (PN16, DIN1092-1)		DN200	DN200	DN250	DN300
Volume flow rate 7 bar [g]*1[m³/h] energy-optimised		11360	14200	19880	31240
Differential pressure*1 in mbar (wet saturated)	C-grade	~ 50 mbar			
	F-grade	~ 85 mbar			
	S-grade	~ 110 mbar			
Volume flow rate 7 bar [g]*1[m³/h] performance orientated		12640	15800	22120	34680
Differential pressure*3 in mbar (wet saturated)	C-grade	~ 70 mbar			
	F-grade	~ 125 mbar			
	S-grade	~ 125 mbar			

Dimensions

A (mm)	710	710	880	990
B (mm)	273	273	246	312
C1 (mm)	1553	1606	1731	1816
C2 (mm)	1337	1390	1515	1600
D (mm)	460	460	460	460
Volume (l)	124	167	265	407
Weight (kg)	234	277	463	549
Category according to PEDL2014/68/ EU / Fluid group 2	III	III	III	IV

Price group 80

Order ref.: filter with BEKOMAT®	L200 (Type) WT	L204 (Type) WT	L254 (Type) WT	L304 (Type) WT
Price (€)	10.217	13.302	16.858	23.872

Price group 86

Amount: filter element	8	10	14	22
Order ref.: filter element	88 (Type) *2	88 (Type) *2	88 (Type) *2	88 (Type) *2
Price (€)	3.312	4.140	5.796	9.108

Correction factor

bar [g]	0,3	0,6	1	2	3	4	5	6	7	8	9	10	11	12	13	14	15	16
Correction factor	0,21	0,29	0,38	0,53	0,65	0,76	0,84	0,92	1	1,07	1,13	1,19	1,25	1,31	1,36	1,41	1,46	1,51

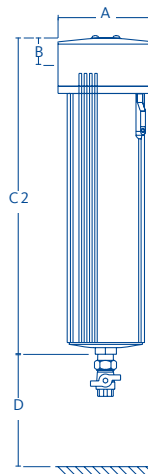


CLEARPOINT® 3eco (R) dust filter: S040 – M032 Threaded filter

Separation of solid particles



- › For energy-optimised volume flow rate max. 0,06 bar differential pressure (dry)
- › Performance-optimised volume flow higher by up to 30 %
- › Validated according to ISO 12500-3
- › Max. operating temperature: +60 °C (option +80 °C extra charge)
- › Max. operating pressure: 16 bar [g]
- › Filter for natural gas (CNG) up to installation size M023 on request



CLEARPOINT® 3eco (R)	S040	S050	S055	S075	M010	M012
Connection* ³	3/8" (1/2")* ²	1/2"	1/2"	3/4" (1")* ²	1"	1"
Volume flow rate 7 bar [g]*1[m ³ /h] performance orientated	46	85	130	195	260	325
Volume flow rate 7 bar [g]*1[m ³ /h] energy-optimised	35	65	100	150	200	250

Dimensions

A (mm)	75	75	75	100	100	100
B (mm)	28	28	28	34	34	34
C2 (mm)	182	212	267	282	352	387
D (mm)	150	150	150	150	150	150
Volume (l)	0,25	0,31	0,42	0,87	1,12	1,26
Weight (kg)	0,75	0,85	1,2	1,7	2,1	2,2
Category according to PEDL2014/68/ EU / Fluid group 2	-	-	-	-	-	-

Price group 82

Order ref.: Filter with manual condensate drain	S040R (Type) WM	S050R (Type) WM	S055R (Type) WM	S075R (Type) WM	M010R (Type) WM	M012R (Type) WM
Price (€)	179	216	283	417	476	534

Price group 86

Order ref.: filter element incl. housing gasket	04 (Type)	05 (Type)	06 (Type)	07 (Type)	10 (Type)	12 (Type)
Price (€)	78	119	140	145	158	178

*₁ In the event of a deviating operating pressure please multiply the volume flow indicated at 7 bar [g] by the corresponding correction factor of the actual operating pressure, see page 53.

*₂ Available as an option, same price as standard connection, e.g. S040RFWM (3/8") → S040RFWMX (1/2")

*₃ NPT on request

The above footnotes also apply to the following page.



Ordering example	
Installation size	S040R(Type)WM
Type	S040R(Type)WM
	Type filter C Coarse filter (25 µm) F Fine filter (1 µm) S Super fine filter (0.01 µm)
Differential pressure gauge	S040R(Type)WM
	D Differential pressure gauge FDPS without potential-free contact Extra charge of 130 € (Price group 84) P Differential pressure gauge FSSDPIWE with potential-free contact Extra charge of 206 € (Price group 84) W Without indicator unit
drain:	S040R(Type)WM
	M Manual condensate drain (standard)

Type	C	F	S
Solid particles class in accordance to DIN ISO 8573-1	4	2	1
Class attainable in accordance to DIN ISO 8573-1	[4::-]	[2::-]	[1::-]
Initial differential pressure (dry)	0.03	0.05	0.06

Example for required filter size
 Application ≠ 7 bar [g]:
 Volume flow rate: 480 m³/h
 Operating pressure: 5 bar [g]
 Correction factor: 0,84
 ⇒ 480 m³/h / 0,84 = 571m³/h (7 bar [g])
 ⇒ required filter size: M020

* With direction flow from the outside to the inside

CLEARPOINT® 3eco (R)	M015	M018	M020	M022	M023	M025	M027	M030	M032
Connection*3	1 1/2" (2")*2	1 1/2" (2")*2	2"	2"	2"	2 1/2" (3")*2	2 1/2" (3")*2	3"	3"
Volume flow rate 7 bar [g]*1[m³/h] performance orientated	415	545	780	1015	1325	1690	2100	2520	3120
Volume flow rate 7 bar [g]*1[m³/h] energy-optimised	320	420	600	780	1020	1300	1620	1940	2400

Dimensions

A (mm)	146	146	146	146	146	260	260	260	260
B (mm)	48	48	48	48	48	77	77	77	77
C2 (mm)	363	416	466	563	681	670	774	894	1044
D (mm)	200	200	200	200	300	300	300	300	300
Volume (l)	2,52	2,97	3,4	4,23	5,24	13,88	16,49	19,51	23,24
Weight (kg)	4,1	4,5	5,1	6,1	7,1	19,9	22,6	25,9	29,9
Category according to PEDL2014/68/ EU / Fluid group 2	-	-	I	I	I	II	II	II	II

Price group 82

Order ref.: filter with manual drain	M015R (Type) WM	M018R (Type) WM	M020R (Type) WM	M022R (Type) WM	M023R (Type) WM	M025R (Type) WM	M027R (Type) WM	M030R (Type) WM	M032R (Type) WM
Price (€)	614	694	963	1.197	1.470	1.895	2.121	2.392	2.993

Price group 86

Order ref.: filter element incl. housing gasket	15 (Type)	18 (Type)	20 (Type)	22 (Type)	23 (Type)	25 (Type)	27 (Type)	30 (Type)	32 (Type)
Price (€)	218	240	279	356	435	470	500	684	684

Correction factor

bar [g]	0,3	0,6	1	2	3	4	5	6	7	8	9	10	11	12	13	14	15	16
Correction factor	0,21	0,29	0,38	0,53	0,65	0,76	0,84	0,92	1	1,07	1,13	1,19	1,25	1,31	1,36	1,41	1,46	1,51

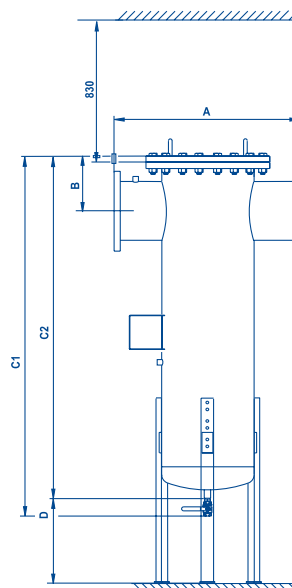


CLEARPOINT® 3eco (R) dust filter: L080 – L304 Flange filter

Separation of solid particles



- › For energy-optimised volume flow rate max. 0.06 bar differential pressure (dry)
- › Performance-optimised volume flow higher by up to 11%
- › Validated according to ISO 12500
- › Max. operating temperature with manual condensate drain: +100°C
- › Max. operating pressure flange version:
L080 – L200 up to max. 16 bar [g]
L204 – L304 up to max. 10 bar [g] (option 16 bar [g])
- › Filter for natural gas (CNG) on request
- › Adjustable floor mounting system available



CLEARPOINT® 3eco (R)	L080	L100	L102	L150	L156
Connection (PN16, DIN 1092-1)	DN80	DN100	DN100	DN150	DN150
Volume flow rate 7 bar [g]*1[m³/h] performance orientated	1580	3160	4740	6320	11060
Volume flow rate 7 bar [g]*1[m³/h] energy-optimised	1420	2840	4260	5680	9940

Dimensions

A (mm)	490	540	540	600	600
B (mm)	173	200	208	233	238
C1 (mm)	1350	1399	1420	1470	1478
C2 (mm)	1134	1183	1204	1254	1262
D (mm)	330	330	460	460	460
Volume (l)	24	45	66	73	99
Weight (kg)	63	85	114	127	180
Category according to PEDL2014/68/ EU / Fluid group 2	II	II	II	II	II

Price group 80

Order ref.: filter with manual condensate drain	L080R (Type) WM	L100R (Type) WM	L102R (Type) WM	L150R (Type) WM	L156R (Type) WM
Price (€)	3.465	4.816	5.701	6.311	8.655

Price group 86

Amount: filter element	1	2	3	4	7
Order ref.: filter element	88 (Type)*2	88 (Type)*2	88 (Type)*2	88 (Type)*2	88 (Type)*2
Price (€)	414	828	1.242	1.656	2.898

*1 In the event of a deviating operating pressure please multiply the volume flow indicated at 7 bar [g] by the corresponding correction factor of the actual operating pressure, see page 55.

*2 Recommended accessories flange gaskets for service flange, see page 75.

The above footnotes also apply to the following page.



Ordering example	
Installation size	L080R(Type)WM
Type	L080R(Type)WM
	Type Filter C 25 µm F 1 µm S 0,01 µm
Differential pressure gauge	L080R(Type)WM
	D Differential pressure gauge FDPS without potential-free contact Extra charge of 130 € (Price group 84) P Differential pressure gauge FSSDPIWE with potential-free contact Extra charge of 206 € (Price group 84) W Without indicator unit
Drain:	L080R(Type)WM
	M Manual condensate drain (standard)

Type	C	F	S
Solid particles class in accordance to DIN ISO 8573-1	4	2	1
Class attainable in accordance with DIN ISO 8573-1	[4::-]	[2::-]	[1::-]
Initial differential pressure (dry)	0.03	0.05	0.06

Example for required filter size

Application ≠ 7 bar [g]:

Volume flow rate: 4200 m³/h

Operating pressure: 5 bar [g]

Correction factor: 0,84

⇒ 4200 m³/h / 0,84 = 5000 m³/h (7 bar [g])

⇒ required filter size: L150

* With direction flow from the outside to the inside

CLEARPOINT® 3 _{eco} (R)	L200	L204	L254	L304
Connection (PN16, DIN 1092-1)	DN200	DN200	DN250	DN300
Volume flow rate 7 bar [g]*1[m ³ /h] performance orientated	12640	15800	22120	34680
Volume flow rate 7 bar [g]*1[m ³ /h] energy-optimised	11360	14200	19880	31240

Dimensions

A (mm)	710	710	880	990
B (mm)	273	273	246	312
C1 (mm)	1387	1440	1565	1650
C2 (mm)	1337	1354	1391	1534
D (mm)	460	460	460	460
Volume (l)	124	167	265	407
Weight (kg)	234	277	436	549
Category according to PEDL2014/68/ EU / Fluid group 2	III	III	III	IV

Price group 80

Order ref.: filter with manual condensate drain	L200R (Type) WM	L204R (Type) WM	L254R (Type) WM	L304R (Type) WM
Price (€)	9.936	13.021	17.134	23.923

Price group 86

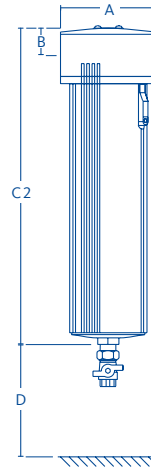
Amount: filter element	8	10	14	22
Order ref.: filter element	88 (Type)* ²	88 (Type)* ²	88 (Type)* ²	88 (Type)* ²
Price (€)	3.312	4.140	5.796	9.108

Correction factor

bar [g]	0.3	0.6	1	2	3	4	5	6	7	8	9	10	11	12	13	14	15	16
Correction factor	0,21	0,29	0,38	0,53	0,65	0,76	0,84	0,92	1	1,07	1,13	1,19	1,25	1,31	1,36	1,41	1,46	1,51

CLEARPOINT® A activated carbon filter: S040 – M032 Threaded filter

- › At inlet condition DTP 7°C: better than class 2 according to DIN ISO 8573-1
Residual content max. 0,1 mg/m³ based on 20°C and 1 bar [a].
- › At inlet condition DTP -40°C: better than class 1 according to DIN ISO 8573-1
Residual content max. 0,01 mg/m³ based on 20°C and 1 bar [a].
- › Separation of solid impurities of up to 1 µm; if requirements are higher,
deploy additional 0,01 µm dust filter
- › Initial differential pressure: 0,07 bar [g]
- › Max. operating temperature: 60 °C
- › Max. operating pressure, threaded filter:
up to max. 16 bar [g]
- › Inlet humidity: max. 30%



CLEARPOINT® A	S040	S050	S055	S075	M010	M012
Connection* ³	3/8" (1/2")* ²	1/2"	1/2"	3/4" (1")* ²	1"	1"
Volume flow rate 7 bar [g]* ¹ (m ³ /h)	35	65	100	150	200	250

Dimensions						
A (in mm)	75	75	75	100	100	100
B (in mm)	28	28	28	34	34	34
C2 (in mm)	180	210	265	280	350	385
D (in mm)	150	150	150	150	150	150
Volume (l)	0,25	0,31	0,42	0,87	1,12	1,26
Weight (kg)	0,75	0,85	1,2	1,7	2,1	2,2
Category according to PEDL2014/68/ EU / Fluid group 2	-	-	-	-	-	-

Price group 82						
Order ref.: filter with manual condensate drain	S040AWM	S050AWM	S055AWM	S075AWM	M010AWM	M012AWM
Price (€)	179	216	283	417	476	534

Price group 86						
Order ref.: filter element incl. housing gasket	04A	05A	06A	07A	10A	12A
Price (€)	78	119	140	145	158	178

*¹ In the event of a deviating operating pressure please multiply the volume flow indicated at 7 bar [g] by the corresponding correction factor of the actual operating pressure, see page 57.

*² Available as an option, same price as standard connection, e.g. S040AWM (3/8") → S040AWMX (1/2")

*³ NPT on request

The above footnotes also apply to the following page.



Ordering example	
Installation size	S040AWM
Type	S040 A WM
	A Activated carbon filter
Differential pressure gauge	S040 A WM
	D Differential pressure gauge FDPS without potential-free contact Extra charge of 130 € (Price group 84) P Differential pressure gauge FSSDPIWE with potential-free contact Extra charge of 206 € (Price group 84) W Without indicator unit I Oil test indicator for threaded filter S040 – M032 Extra charge of 485 €
Drain:	S040 A WM
	M Manual condensate drain (standard)

* With direction flow from the outside to the inside

CLEARPOINT® A	M015	M018	M020	M022	M023	M025	M027	M030	M032
Connection	1 1/2" (2")*2	1 1/2" (2")*2	2"	2"	2"	2 1/2" (3")*2	2 1/2" (3")*2	3"	3"
Volume flow rate 7 bar [g] ^{*1} (m ³ /h)	320	420	600	780	1020	1300	1620	1940	2400

Dimensions									
A (in mm)	146	146	146	146	146	260	260	260	260
B (in mm)	48	48	48	48	48	77	77	77	77
C2 (in mm)	365	418	468	565	683	671	775	895	1045
D (in mm)	200	200	200	200	300	300	300	300	300
Volume (l)	2,2	2,97	3,4	4,23	5,24	13,88	16,49	19,51	23,24
Weight (kg)	4,1	4,5	5,1	6,1	7,1	19,9	22,6	25,9	29,9
Category according to PEDL2014/68/ EU / Fluid group 2	-	-	I	I	I	II	II	II	II

Price group 82									
Order ref.: filter with manual condensate drain	M015AWM	M018AWM	M020AWM	M022AWM	M023AWM	M025AWM	M027AWM	M030AWM	M032AWM
Price (€)	614	694	963	1.231	1.470	1.895	2.121	2.392	2.993

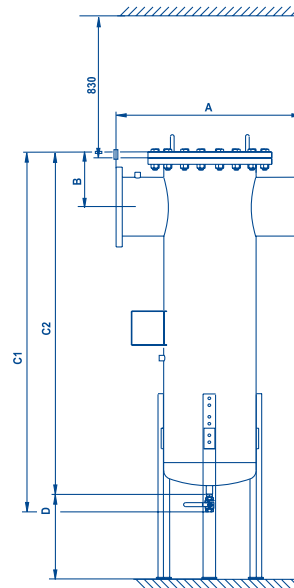
Price group 86									
Order ref.: filter element incl. housing gasket	15A	18A	20A	22A	23A	25A	27A	30A	32A
Price (€)	218	240	279	356	435	470	500	684	840

Correction factor

bar [g]	0.3	0.6	1	2	3	4	5	6	7	8	9	10	11	12	13	14	15	16
Correction factor	0,21	0,29	0,38	0,53	0,65	0,76	0,84	0,92	1	1,07	1,13	1,19	1,25	1,31	1,36	1,41	1,46	1,51

CLEARPOINT® A activated carbon filter: L080 – L304 Flange filter

- › Separation of solid impurities of up to 1 µm; if requirements are higher, deploy additional 0,01 µm dust filter
- › Residual oil vapour content (0,003 mg/m³) at 20 °C; 1 bar [a]
- › Initial differential pressure: 0,07 bar
- › 2-stage active carbon element
1st stage: Adsorption of oil vapours
2nd stage: Removal of solid particles
- › Max. operating temperature: 60 °C
- › Max. operating pressure flange version:
L080 – L200 up to max. 16 bar [g]
L204 – L304 up to max. 10 bar [g] (option 16 bar [g])
- › Inlet humidity: max. 30 %
- › Adjustable floor mounting system available



Dimensions in mm

CLEARPOINT® A	L080	L100	L102	L150	L156
Connection (PN16, DIN 1092-1)	DN80	DN100	DN100	DN150	DN150
Volume flow rate 7 bar [g] ^{*1} (m³/h)	1420	2840	4260	5680	9940

Dimensions

A (in mm)	490	540	540	600	600
B (in mm)	173	200	208	233	238
C1 (in mm)	1350	1399	1420	1470	1478
C2 (in mm)	1134	1183	1204	1254	1262
D (in mm)	330	330	460	460	460
Volume (l)	24	45	66	73	99
Weight (kg)	63	85	114	127	180
Category according to PEDL2014/68/ EU / Fluid group 2	II	II	II	II	II

Price group 80

Order ref.: filter with manual condensate drain	L080AWM	L100AWM	L102AWM	L150AWM	L156AWM
Price (€)	3.537	4.816	5.700	6.311	8.834

Price group 86

Amount: filter element	1	2	3	4	7
Order ref.: filter element	88A ^{*2}	88A ^{*2}	88A ^{*2}	88A ^{*2}	88A ^{*2}
Price (€)	414	828	1.242	1.656	2.898

^{*1} In the event of a deviating operating pressure please multiply the volume flow indicated at 7 bar [g] by the corresponding correction factor of the actual operating pressure, see page 58.

^{*2} Recommended accessories flange gaskets for service flange, see page 75.

The above footnotes also apply to the following page.



Ordering example	
Installation size	L080AWM
Type	L080AWM
	A Activated carbon filter
Differential pressure gauge	L080AWM
	D Differential pressure gauge FDPS without potential-free contact Extra charge of 130 € (Price group 84) P Differential pressure gauge FSSDPIWE with potential-free contact Extra charge of 206 € (Price group 84) W Without indicator unit
Drain:	L080AWM
	M Manual condensate drain (standard)

* With direction flow from the outside to the inside

CLEARPOINT® A	L200	L204	L254	L304
Connection (PN16, DIN 1092-1)	DN200	DN200	DN250	DN300
Volume flow rate 7 bar [g] ^{*1} (m ³ /h)	11360	14200	19880	31240
Dimensions				
A (in mm)	710	710	880	990
B (in mm)	273	273	246	312
C2 (in mm)	1337	1390	1515	1600
D (in mm)	460	460	460	460
Volume (l)	120	160	265	407
Weight (kg)	234	277	436	549
Category according to PEDL2014/68/ EU / Fluid group 2	III	III	III	IV

Price group 80				
Order ref.: filter with manual condensate drain	L200AWM	L204AWM	L254AWM	L304AWM
Price (€)	10.141	13.021	17.134	23.226

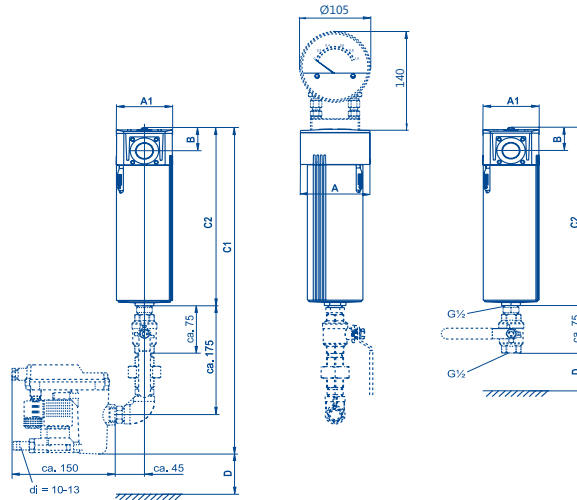
Price group 86				
Amount: filter element	8	10	14	22
Order ref.: filter element	88A ^{*2}	88A ^{*2}	88A ^{*2}	88A ^{*2}
Price (€)	3.312	4.140	5.796	9.108

Correction factor

bar [g]	0.3	0.6	1	2	3	4	5	6	7	8	9	10	11	12	13	14	15	16
Correction factor	0,21	0,29	0,38	0,53	0,65	0,76	0,84	0,92	1	1,07	1,13	1,19	1,25	1,31	1,36	1,41	1,46	1,51

CLEARPOINT® PN50: High pressure water separator S040 – M022

- › Removal of large quantities of condensate
- › Permissible operating temperature: +60 °C
- › Permissible operating pressure: 50 bar [g]



Dimensions in mm

CLEARPOINT® PN50	HP50S040	HP50S050	HP50S075	HP50M010	HP50M015	HP50M020	HP50M022
Connection*3	3/8" (1/2")*2	1/2"	3/4" (1")*2	1"	1 1/2" (2")*2	2"	2"
Volume flow rate 50 bar [ü]*1 (m³/h)	130	210	490	660	1050	1900	3500

Dimensions

A (mm)	75	75	100	100	146	146	146
A1 (mm)	60	60	80	80	120	120	120
B (mm)	28	28	34	34	48	48	48
C1 (mm)	422	452	522	592	603	706	803
C2 (mm)	182	212	282	352	363	466	563
D (mm)	180	180	180	180	250	250	250
Volume (l)	0,25	0,31	0,87	1,12	2,52	3,4	4,23
Weight (kg)	0,75	0,85	1,7	2,1	4,1	5,1	6,1
Category according to PED2014/68/EU Fluid group 2	-	-	-	I	I	I	II

Price group 82

Order ref.: Water separator without drain	HP50S040WWC	HP50S050WWC	HP50S075WWC	HP50M010WWC	HP50M015WWC	HP50M020WWC	HP50M022WWC
Price (€)	377	494	811	945	1.181	1.613	1.775

Order ref.: With connection set for BEKOMAT® 12 CO PN63	HP50S040WWP	HP50S050WWP	HP50S075WWP	HP50M010WWP	HP50M015WWP	HP50M020WWP	HP50M022WWP
Price (€)	514	653	961	1.108	1.331	1.786	1.949

*1 In the event of a deviating operating pressure please multiply the volume flow indicated at 50 bar [g] by the corresponding correction factor of the actual operating pressure, see page 61.

*2 Available as an option, same price as standard connection, e.g. HP50S040SWM (3/8") → HP50S040SWMX (1/2")

*3 NPT on request

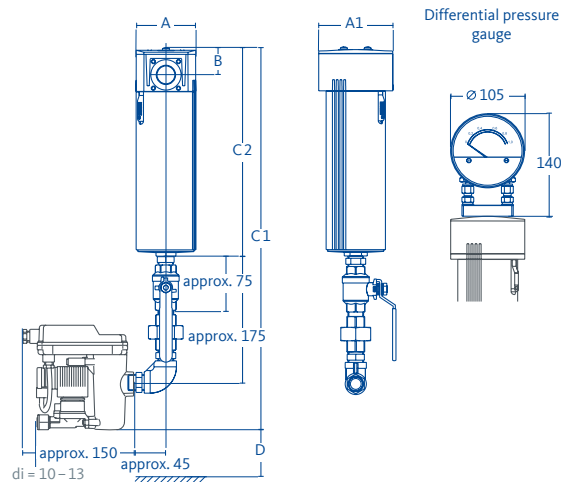
Ordering example

Construction size	HP50S040(Type)WM
Type	HP50S040(Type)WM
	W Water Separator C Coarse filter F Fine filter S Super fine filter A Activated carbon filter
Differential pressure gauge	HP50S040(Type)WM
	D Differential pressure gauge without potential-free contact (extra charge: € 627) P Differential pressure gauge with potential-free contact (extra charge: € 839) W Without indicator unit
Drain:	HP50S040(Type)WM
	P With connection set for BEKOMAT® 12 CO PN63 (BEKOMAT® 12 CO PN63 must be ordered separately.) M Manual condensate drain (Extra charge € 79) C Without drain



CLEARPOINT® 3eco PN50: High pressure filter S040 – M023

- › Removal of solid particles, aerosols, oil vapours and odours
- › Max. operating temperature: +60 °C
- › Maximum operating pressure: 50 bar [g]



Dimensions in mm

CLEARPOINT® 3eco PN50	HP50 S040	HP50 S050	HP50 S055	HP50 S075	HP50 M010	HP50 M012	HP50 M015	HP50 M018	HP50 M020	HP50 M022	HP50 M023
Connection*3	3/8" (1/2")*2	1/2"	1/2"	3/4" (1")*2	1"	1"	1 1/2" (2")*2	1 1/2" (2")*2	2"	2"	2"
Volume flow rate 50 bar [ü]*1 (m³/h)	130	210	370	490	660	790	1050	1380	1900	2700	3500

Dimensions

A (mm)	75	75	75	100	100	100	146	146	146	146	146
A1 (mm)	60	60	60	80	80	80	120	120	120	120	120
B (mm)	28	28	28	34	34	34	48	48	48	48	48
C1 (mm)	422	452	507	522	592	627	603	656	706	803	921
C2 (mm)	182	212	267	282	352	387	363	416	466	563	681
D (mm)	180	180	180	180	180	180	250	250	250	250	330
Volume (l)	0,25	0,31	0,42	0,87	1,12	1,26	2,52	2,97	3,4	4,23	5,24
Weight (kg)	0,75	0,85	1,2	1,7	2,1	2,2	4,1	4,5	5,1	6,1	7,4
Category according to PED2014/68/EU Fluid group 2	-	-	-	-	I	I	I	I	I	II	II

Price group 82

Order ref.: filter without drain	HP50 S040 (Type)WC	HP50 S050 (Type)WC	HP50 S055 (Type)WC	HP50 S075 (Type)WC	HP50 M010 (Type)WC	HP50 M012 (Type)WC	HP50 M015 (Type)WC	HP50 M018 (Type)WC	HP50 M020 (Type)WC	HP50 M022 (Type)WC	HP50 M023 (Type)WC
Price (€)	377	500	587	811	959	1.055	1.181	1.372	1.636	1.775	1.945

Order ref.: with connection set for BEKOMAT® 12 CO PN63	HP50 S040 (Type)WP	HP50 S050 (Type)WP	HP50 S055 (Type)WP	HP50 S075 (Type)WP	HP50 M010 (Type)WP	HP50 M012 (Type)WP	HP50 M015 (Type)WP	HP50 M018 (Type)WP	HP50 M020 (Type)WP	HP50 M022 (Type)WP	HP50 M023 (Type)WP
Price (€)	514	653	739	961	1.108	1.207	1.331	1.524	1.786	1.949	2.057

Price group 86

Order ref.: filter element incl. housing gasket	04 (Type)	05 (Type)	06 (Type)	07 (Type)	10 (Type)	12 (Type)	15 (Type)	18 (Type)	20 (Type)	22 (Type)	23 (Type)
Price (€)	78	119	140	145	158	178	218	240	279	356	435

*1 In the event of a deviating operating pressure please multiply the volume flow indicated at 50 bar [g] by the corresponding correction factor of the actual operating pressure.

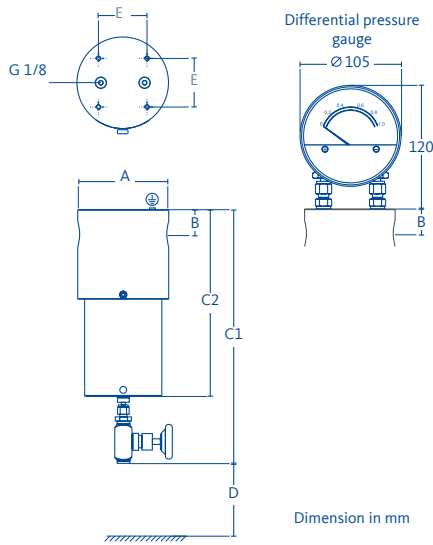
*2 Available as an option, same price as standard connection, e.g. HP50S040SWC (3/8") → HP50S040SWCX (1/2")

Ordering example, see page 60.

Correction factor

bar [g]	20	30	40	50
Correction factor	0,64	0,78	0,90	1

CLEARPOINT® HP 100 – 500 bar: High pressure filter



- ▶ Type-dependent removal of large quantities of solid particles, aerosols, oil vapour and odours
- ▶ Housing stainless steel 1.4301
- ▶ Permissible operating temperature: generally max. +120 °C (conditions of use HP350S075 and HP350M010 (temperature, pressure): 60°C / 350bar or 120°C / 305bar)
- ▶ Version with a differential pressure gauge max. +80 °C (exception: HP350S075 and HP350M010 at a pressure of 350bar 60°C, at lower pressure also 80°C)
- ▶ Permissible operating pressure: 100, 350, 500 bar [g]
- ▶ HP filter with manual condensate drain for compressed natural gas (CNG, without differential pressure gauge) on request

Ordering example																			
Construction size	HP100S040(Type)WM																		
Type	HP100S040(Type)WM																		
	<table border="1"> <thead> <tr> <th>Type</th> <th>Grade</th> <th>Element</th> </tr> </thead> <tbody> <tr> <td>C</td> <td>X25</td> <td>Coarse filter</td> </tr> <tr> <td>G</td> <td>X5</td> <td>General purpose filter</td> </tr> <tr> <td>F</td> <td>X1</td> <td>Super fine filter</td> </tr> <tr> <td>S</td> <td>XA</td> <td>Super fine filter</td> </tr> <tr> <td>A</td> <td>AC</td> <td>Activated carbon filter</td> </tr> </tbody> </table>	Type	Grade	Element	C	X25	Coarse filter	G	X5	General purpose filter	F	X1	Super fine filter	S	XA	Super fine filter	A	AC	Activated carbon filter
Type	Grade	Element																	
C	X25	Coarse filter																	
G	X5	General purpose filter																	
F	X1	Super fine filter																	
S	XA	Super fine filter																	
A	AC	Activated carbon filter																	
Differential pressure gauge*2	HP100S040(Type)WM																		
	<p>D Differential pressure gauge without potential-free contact up to 350 bar [g]; Extra charge € 627 (500 bar [g]: not available)</p> <p>P Differential pressure gauge with potential-free contact up to 350 bar [g]; Extra charge € 839 (500 bar [g]: not available)</p> <p>W Without indicator unit</p>																		
Drain:	HP100S040(Type)WM																		
	<p>M Manual condensate drain (needle valve) for 100, 350 bar [g] € 293 / 500 bar [g] € 1,012</p> <p>C Discharge opening without cap</p>																		

Type	C	G	F	S	A
Element (Grade)	X25	X5	X1	XA	AC
Particle (µm)	25	5	1	0.01	
Residual oil aerosol content at 20 °C (mg/m³)	5	1	0,1	0,01	–
Residual oil vapour content (mg/m³) at 20 °C; 1 bar [a]	–	–	–	–	0.003
Max. operating temperature (°C)	60	60	60	40	25
Initial pressure drop dry (bar [g])	0,03	0,04	0,04	0,08	0,04
Economic element replacement (bar [g])	0,4	0,4	0,4	0,4	–

CLEARPOINT® 100 [g] – 500 bar [g]	HP100S040	HP100S045	HP100S050	HP100S055	HP100S075	HP100M010	HP100M015	HP100M020
Connection*3	3/8"	3/8"	1/2"	1/2"	3/4"	1"	1 1/2"	2"
Volume flow rate*1 (m³/h)	40	100	270	460	680	1200	1700	3400
Pressure (bar [gauge])	100	100	100	100	100	100	100	100

Dimensions

	HP100S040	HP100S045	HP100S050	HP100S055	HP100S075	HP100M010	HP100M015	HP100M020
A (mm)	60	79	78	78	114	114	174	174
B (mm)	16.5	20.5	23	23	29.5	29.5	50	50
C1 (mm)	217	240	314	364	370	520	581	884
C2 (mm)	117	140	214	264	270	420	481	784
D (mm)	100	100	100	100	150	150	200	200
E (mm)	24,8	35,4	40	40	60	60	100	100
Volume (l)	0,04	0,11	0,38	0,49	1,2	1,96	3,3	5,75
Weight (kg)	2	4.5	4	5.5	10.5	13.7	34	42
Category according to PED2014/68/EU Fluid group 2	–	–	–	–	I	I	II	II

Price group 81

Order ref.: filter without drain	HP100S040 (Type)WC	HP100S045 (Type)WC	HP100S050 (Type)WC	HP100S055 (Type)WC	HP100S075 (Type)WC	HP100M010 (Type)WC	HP100M015 (Type)WC	HP100M020 (Type)WC
Price (€)	722	804	980	1.219	1.657	2.354	3.930	4.604

Price group 84

Order ref.: filter element	FHP261 (grade)	FHP371 grade	FHP410 (grade)	FHP420 (grade)	FHP710 grade	FHP730 (grade)	FHP830 (grade)	FHP860 (grade)
Price (€)	125	162	201	237	265	306	334	455

Standard NPT, other threads on request.

*1 In the event of a deviating operating pressure please multiply the volume flow indicated at 100 bar [g] by the corresponding correction factor of the actual operating pressure, see page 63.

*2 Not available for all HP ... S030 and for HP100S040.

*3 NPT on request

The above footnotes also apply to the following page.



CLEARPOINT® 100 – 500 bar [g]	HP350S030	HP350S040	HP350S045	HP350S050	HP350S075	HP350M010	HP350M012	HP350M015
Connection*3	1/4"	3/8"	3/8"	1/2"	3/4"	1"	1"	1 1/2"
Volume flow rate*1 (m³/h)	52	130	351	598	884	1560	2210	4420
Pressure (bar [g])	350	350	350	350	350	350	350	350

Dimensions

A (mm)	60	79	88	88	139	139	169	169
B (mm)	16,5	20,5	23	23	37,5	37,5	49,5	49,5
C1 (mm)	217	240	314	364	386	536	580	883
C2 (mm)	117	140	214	264	286	436	480	783
D (mm)	100	100	100	100	150	150	200	200
E (mm)	24,8	35,4	40	40	80	80	80	80
Volume (l)	0,04	0,11	0,38	0,49	1,15	2	3,2	5,7
Weight (kg)	2	4,5	6,5	7,5	20,5	27	45	71
Category according to PED2014/68/EU Fluid group 2	-	-	-	-	II	II	III	III

Price group 81

Order ref.: filter without drain	HP350S030 (Type)WC	HP350S040 (Type)WC	HP350S045 (Type)WC	HP350S050 (Type)WC	HP350S075 (Type)WC	HP350M010 (Type)WC	HP350M012 (Type)WC	HP350M015 (Type)WC
Price (€)	1.081	1.170	1.461	1.585	2.727	3.438	4.500	5.701

Price group 84

Order ref.: filter element	FHP261 (grade)	FHP371 (grade)	FHP410 (grade)	FHP420 (grade)	FHP710 (grade)	FHP730 (grade)	FHP830 (grade)	FHP860 (grade)
Price (€)	125	162	201	237	265	306	334	455

CLEARPOINT® 100 – 500 bar [g]	HP500S030	HP500S040	HP500S045	HP500S050
Connection*3	1/4"	3/8"	3/8"	1/2"
Volume flow rate*1 (m³/h)	56	140	378	644
Pressure (bar [gauge])	500	500	500	500

Dimensions

A (mm)	60	79	113	113
B (mm)	16,5	20,5	25	25
C1 (mm)	217	240	321	371
C2 (mm)	117	140	221	271
D (mm)	100	100	150	150
E (mm)	24,8	35,4	60	60
Volume (l)	0,04	0,11	0,38	0,49
Weight (kg)	2	4,5	12	13
Category according to PEDL2014/68/EU / Fluid group 2	-	-	-	-

Price group 81

Order ref.: filter without drain	HP500S030(Type)WC	HP500S040(Type)WC	HP500S045(Type)WC	HP500S050(Type)WC
Price (€)	1.292	1.394	1.751	1.917

Price group 84

Order ref.: filter element	FHP261 (grade)	FHP371 (grade)	FHP410 (grade)	FHP420 (grade)
Price (€)	125	162	201	237

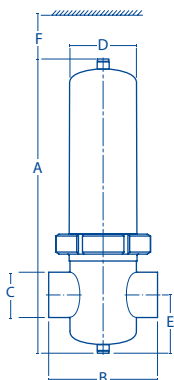
Correction factors 100 bar [g] / 350 bar [g] / 500 bar [g]

bar [g]	20	30	40	50	60	70	80	90	100
Correction factor 100 bar [g]	0,45	0,56	0,64	0,71	0,78	0,84	0,9	0,95	1

bar [g]	100	150	200	250	300	350	bar [g]	300	350	400	450	500
Correction factor 350 bar [g]	0,77	0,8	0,84	0,9	0,94	1	Correction factor 500 bar [g]	0,89	0,93	0,96	0,98	1



CLEARPOINT® PIT filter housing*¹ with thread connection



Model	PIT60	PIT90	PIT120	PIT180	PIT270	PIT360
Connection (C)	G1/4"	G3/8"	G1/2"	G3/4"	G1"	G1 1/4"
max. pressure (bar)	16	16	16	16	16	16

Dimensions in mm

A	215	243	243	267	293	345
B ± 3	105	105	108	125	125	140
D	70	70	70	70	85	85
E	52	52	52	52	71	71
F	90	120	120	150	150	200

Filter element optional

Sterile filter element	FE60SR	FE90SR	FE120SR	FE180SR	FE270SR	FE360SR
Vapour filter element	FE60STX1 FE60STX5 FE60STX25	FE90STX1 FE90STX5 FE90STX25	FE120STX1 FE120STX5 FE120STX25	FE180STX1 FE180STX5 FE180STX25	FE270STX1 FE270STX5 FE270STX25	FE360STX1 FE360STX5 FE360STX25

Price group 88

Order ref.	4029638	4029641	4029642	4029676	4029677	4029678
Price (€)	621	725	874	974	1.193	1.285

Model	PIT480	PIT720	PIT1080	PIT1440	PIT1920	PIT2880
Connection (C)	G1 1/2"	G2"	G2"	G2 1/2"	G3"	G3"
max. pressure (bar)	16	16	16	16	16	12

Dimensions in mm

A	387	461	588	734	996	1025
B ± 3	170	170	170	216	216	240
D	104	104	104	129	129	154
E	94	94	94	104	108	115
F	200	280	450	580	850	850

Filter element optional

Sterile filter element	FE480SR	FE720SR	FE1080SR	FE1440SR	FE1920SR	FE2880SR
Vapour filter element	FE480STX1 FE480STX5 FE480STX25	FE720STX1 FE720STX5 FE720STX25	FE1080STX1 FE1080STX5 FE1080STX25	FE1440STX1 FE1440STX5 FE1440STX25	FE1920STX1 FE1920STX5 FE1920STX25	FE2880STX1 FE2880STX5 FE2880STX25

Price group 88

Order ref.	4029679	4029680	4029681	4029682	4029683	4029684
Price (€)	1.566	1.985	2.108	2.613	2.791	3.643

Housing and attachments made of stainless steel 1.4301; external surface texture pickled, passivated and polished Ra <1.6
*¹ without filter element



CLEARPOINT® PIF filter housing*1 flange connection

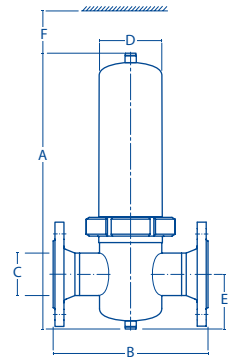
Model	PIF60	PIF90	PIF120	PIF180	PIF270	PIF360
Connection (C)	DN 10	DN 10	DN 15	DN 20	DN 25	DN 32
max. pressure (bar)	16	16	16	16	16	16

Dimensions in mm

A	215	243	243	267	293	345
B ± 3	180	180	180	202	212	220
D	70	70	70	70	85	85
E	52	52	52	52	71	71
F	90	120	120	150	150	200

Filter element optional

Sterile filter element	FE60SR	FE90SR	FE120SR	FE180SR	FE270SR	FE360SR
Vapour filter element	FE60STX1 FE60STX5 FE60STX25	FE90STX1 FE90STX5 FE90STX25	FE120STX1 FE120STX5 FE120STX25	FE180STX1 FE180STX5 FE180STX25	FE270STX1 FE270STX5 FE270STX25	FE360STX1 FE360STX5 FE360STX25



Price group 88

Order ref.	4029685	4029687	4029688	4029689	4029690	4029691
Price (€)	868	951	1.169	1.298	1.539	1.690

Model	PIF480	PIF720	PIF1080	PIF1440	PIF1920	PIF2880
Connection (C)	DN 40	DN 50	DN 50	DN 65	DN 80	DN 80
max. pressure (bar)	16	16	16	16	16	12

Dimensions in mm

A	387	461	588	734	996	1025
B ± 3	254	260	260	290	300	340
D	104	104	104	129	129	154
E	94	94	94	104	108	115
F	200	280	450	580	850	850

Filter element optional

Sterile filter element	FE480SR	FE720SR	FE1080SR	FE1440SR	FE1920SR	FE2880SR
Vapour filter element	FE480STX1 FE480STX5 FE480STX25	FE720STX1 FE720STX5 FE720STX25	FE1080STX1 FE1080STX5 FE1080STX25	FE1440STX1 FE1440STX5 FE1440STX25	FE1920STX1 FE1920STX5 FE1920STX25	FE2880STX1 FE2880STX5 FE2880STX25

Price group 88

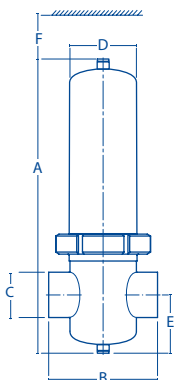
Order ref.	4029692	4029693	4029694	4029695	4029696	4029697
Price (€)	2.060	2.488	2.625	3.249	3.460	4.382

Housing and attachments made of stainless steel 1.4301; external surface texture pickled, passivated and polished Ra <1.6

*1 without filter element



CLEARPOINT® PIW filter housing*¹ with weld-on connection for ISO tube



Model	PIW60	PIW90	PIW120	PIW180	PIW270	PIW360
Connection (C)	17,2 / DN 10	17,2 / DN 10	21,3 / DN 20	26,9 / DN 20	33,7 / DN 25	42,4 / DN 32
max. pressure (bar)	16	16	16	16	16	16

Dimensions in mm

A	215	243	243	267	293	345
B ± 3	108	108	108	125	135	140
D	70	70	70	70	85	85
E	52	52	52	52	71	71
F	90	120	120	150	150	200

Filter element optional

Sterile filter element	FE60SR	FE90SR	FE120SR	FE180SR	FE270SR	FE360SR
Vapour filter element	FE60STX1 FE60STX5 FE60STX25	FE90STX1 FE90STX5 FE90STX25	FE120STX1 FE120STX5 FE120STX25	FE180STX1 FE180STX5 FE180STX25	FE270STX1 FE270STX5 FE270STX25	FE360STX1 FE360STX5 FE360STX25

Price group 88

Order ref.	4029698	4029699	4029700	4029701	4029702	4029703
Price (€)	782	867	1.077	1.185	1.438	1.552

Model	PIW480	PIW720	PIW1080	PIW1440	PIW1920	PIW2880
Connection (C)	48,3 / DN 40	60,3 / DN 50	60,3 / DN 50	76,1 / DN 65	88,9 / DN 80	88,9 / DN 80
max. pressure (bar)	16	16	16	16	16	12

Dimensions in mm

A	387	461	588	734	996	1025
B ± 3	170	170	170	200	200	240
D	104	104	104	129	129	154
E	94	94	94	104	108	115
F	200	280	450	580	850	850

Filter element optional

Sterile filter element	FE480SR	FE720SR	FE1080SR	FE1440SR	FE1920SR	FE2880SR
Vapour filter element	FE480STX1 FE480STX5 FE480STX25	FE720STX1 FE720STX5 FE720STX25	FE1080STX1 FE1080STX5 FE1080STX25	FE1440STX1 FE1440STX5 FE1440STX25	FE1920STX1 FE1920STX5 FE1920STX25	FE2880STX1 FE2880STX5 FE2880STX25

Price group 88

Order ref.	4029704	4029705	4029706	4029707	4029708	4029709
Price (€)	1.868	2.381	2.512	3.155	3.200	4.050

Housing and attachments made of stainless steel 1.4301; external surface texture pickled, passivated and polished Ra <1.6
*¹ without filter element



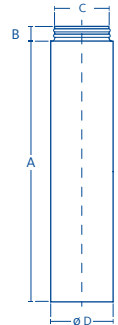
CLEARPOINT®-FE ... SR Sterile filter element

Model	FE60SR	FE90SR	FE120SR	FE180SR	FE270SR	FE360SR
Max. volume flow 8 bar[a] (m ³ /h)* ²	60	90	120	180	270	360

Dimensions in mm

A	76	104	104	128	128	180
B	12	12	14	14	14	14
C (inch)	G3/4"	G3/4"	G1"	G1"	G1"	G1"
D	42	42	52	52	62	62

Filter housing	PIT60 PIF60 PIW60	PIT90 PIF90 PIW90	PIT120 PIF120 PIW120	PIT180 PIF180 PIW180	PIT270 PIF270 PIW270	PIT360 PIF360 PIW360
----------------	-------------------------	-------------------------	----------------------------	----------------------------	----------------------------	----------------------------



Price group 89

Order ref.	4029710	4029711	4029712	4029713	4029714	4029715
Price (€)	180	204	204	258	296	360

Model	FE480SR	FE720SR	FE1080SR	FE1440SR	FE1920SR	FE2880SR
Max. volume flow 8 bar[a] (m ³ /h)* ²	480	720	1080	1440	1920	2880

Dimensions in mm

A	180	254	381	508	762	762
B	16	16	16	16	16	16
C (inch)	G2"	G2"	G2"	G2"	G2"	G3"
D	86	86	86	86	86	140

Filter housing	PIT480 PIF480 PIW480	PIT720 PIF720 PIW720	PIT1080 PIF1080 PIW1080	PIT1440 PIF1440 PIW1440	PIT1920 PIF1920 PIW1920	PIT2880 PIF2880 PIW2880
----------------	----------------------------	----------------------------	-------------------------------	-------------------------------	-------------------------------	-------------------------------

Price group 89

Order ref.	4029716	4029717	4029718	4029719	4029720	4029721
Price (€)	445	540	646	804	962	1.091

Borosilicate filter medium, support cylinders and end caps made of stainless steel 1.4301
*² referring to 20 °C and 1 bar [a]

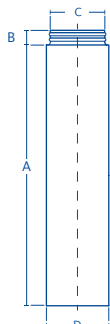
Correction factor

bar [a]	1	2	3	4	5	6	7	8	9	10	11	12	13	14	15	16
Correction factor	0,13	0,25	0,36	0,5	0,6	0,75	0,9	1	1,12	1,25	1,37	1,5	1,62	1,75	1,87	2

For deviating conditions: Divide volume flow by factor



CLEARPOINT®-FE ... ST 1µm Steam filter element



Model	FE60STX1	FE90STX1	FE120STX1	FE180STX1	FE270STX1	FE360STX1
Filtration grade	1µm	1µm	1µm	1µm	1µm	1µm
Max. steam flow 2 bar [a] (kg/h)	6	9	11	15	15	27

Dimensions in mm

	FE60STX1	FE90STX1	FE120STX1	FE180STX1	FE270STX1	FE360STX1
A	76	104	104	128	128	180
B	12	12	14	14	14	14
C (inch)	G3/4"	G3/4"	G1"	G1"	G1"	G1"
D	42	42	52	52	62	62

Filter housing	PIT60 PIF60 PIW60	PIT90 PIF90 PIW90	PIT120 PIF120 PIW120	PIT180 PIF180 PIW180	PIT270 PIF270 PIW270	PIT360 PIF360 PIW360
----------------	-------------------------	-------------------------	----------------------------	----------------------------	----------------------------	----------------------------

Price group 89

Order ref.	4029722	4029723	4029724	4029725	4029726	4029727
Price (€)	217	226	239	268	326	431

Model	FE480STX1	FE720STX1	FE1080STX1	FE1440STX1	FE1920STX1	FE2880STX1
Filtration grade	1µm	1µm	1µm	1µm	1µm	1µm
Max. steam flow 2 bar [a] (kg/h)	26	26	88	119	119	320

Dimensions in mm

	FE480STX1	FE720STX1	FE1080STX1	FE1440STX1	FE1920STX1	FE2880STX1
A	180	254	381	508	762	762
B	16	16	16	16	16	16
C (inch)	G2"	G2"	G2"	G2"	G2"	G2"
D	86	86	86	86	86	140

Filter housing	PIT480 PIF480 PIW480	PIT720 PIF720 PIW720	PIT1080 PIF1080 PIW1080	PIT1440 PIF1440 PIW1440	PIT1920 PIF1920 PIW1920	PIT2880 PIF2880 PIW2880
----------------	----------------------------	----------------------------	-------------------------------	-------------------------------	-------------------------------	-------------------------------

Price group 89

Order ref.	4029728	4029729	4029730	4029731	4029732	4029733
Price (€)	507	602	743	899	1.095	1.345

Filter medium sintered stainless-steel filter tube 1.4404; end caps in stainless steel 1.4301

Correction factor

bar [abs.]	1	2	3	4	5	6	7	8
Correction factor	0,5	1	1,5	2	2,5	3	3,5	4

For deviating conditions: Divide volume flow by factor



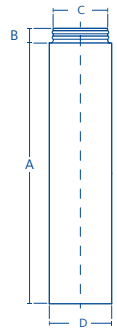
CLEARPOINT®-FE ... ST 5µm Steam filter element

Model	FE60STX5	FE90STX5	FE120STX5	FE180STX5	FE270STX5	FE360STX5
Filtration grade	5µm	5µm	5µm	5µm	5µm	5µm
Max. steam flow 2 bar [a] (kg/h)	15	18	27	45	45	87

Dimensions in mm

A	76	104	104	128	128	180
B	12	12	14	14	14	14
C (inch)	G3/4"	G3/4"	G1"	G1"	G1"	G1"
D	42	42	52	52	62	62

Filter housing	PIT60 PIF60 PIW60	PIT90 PIF90 PIW90	PIT120 PIF120 PIW120	PIT180 PIF180 PIW180	PIT270 PIF270 PIW270	PIT360 PIF360 PIW360
----------------	-------------------------	-------------------------	----------------------------	----------------------------	----------------------------	----------------------------



Price group 89

Order ref.	4029734	4029735	4029736	4029737	4029738	4029739
Price (€)	217	226	239	268	326	431

Model	FE480STX5	FE720STX5	FE1080STX5	FE1440STX5	FE1920STX5	FE2880STX5
Filtration grade	5µm	5µm	5µm	5µm	5µm	5µm
Max. steam flow 2 bar [a] (kg/h)	87	87	260	365	365	640

Dimensions in mm

A	180	254	381	508	762	762
B	16	16	16	16	16	16
C (inch)	G2"	G2"	G2"	G2"	G2"	G2"
D	86	86	86	86	86	140

Filter housing	PIT480 PIF480 PIW480	PIT720 PIF720 PIW720	PIT1080 PIF1080 PIW1080	PIT1440 PIF1440 PIW1440	PIT1920 PIF1920 PIW1920	PIT2880 PIF2880 PIW2880
----------------	----------------------------	----------------------------	-------------------------------	-------------------------------	-------------------------------	-------------------------------

Price group 89

Order ref.	4029740	4029741	4029742	4029743	4029744	4029745
Price (€)	507	602	743	899	1.095	1.345

Filter medium sintered stainless-steel filter tube 1.4404; end caps in stainless steel 1.4301

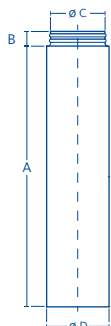
Correction factor

bar [a]	1	2	3	4	5	6	7	8
Correction factor	0,5	1	1,5	2	2,5	3	3,5	4

For deviating conditions: Divide volume flow by factor



CLEARPOINT®-FE ... ST 25µm Steam filter element



Model	FE60STX25	FE90STX25	FE120STX25	FE180STX25	FE270STX25	FE360STX25
Filtration grade	25µm	25µm	25µm	25µm	25µm	25µm
Max. steam flow 2 bar[a] (kg/h)	15	18	27	45	45	128

Dimensions in mm						
A	76	104	104	128	128	180
B	12	12	14	14	14	14
C (inch)	G3/4"	G3/4"	G1"	G1"	G1"	G1"
D	42	42	52	52	62	62

Filter housing	PIT60 PIF60 PIW60	PIT90 PIF90 PIW90	PIT120 PIF120 PIW120	PIT180 PIF180 PIW180	PIT270 PIF270 PIW270	PIT360 PIF360 PIW360
----------------	-------------------------	-------------------------	----------------------------	----------------------------	----------------------------	----------------------------

Price group 89						
Order ref.	4029746	4029747	4029748	4029749	4029750	4029751
Price (€)	217	226	239	268	326	431

Model	FE480STX25	FE720STX25	FE1080STX25	FE1440STX25	FE1920STX25	FE2880STX25
Filtration grade	25µm	25µm	25µm	25µm	25µm	25µm
Max. steam flow 2 bar [a] (kg/h)	175	175	272	450	450	640

Dimensions in mm						
A	180	254	381	508	762	762
B	16	16	16	16	16	16
C (inch)	G2"	G2"	G2"	G2"	G2"	G2"
D	86	86	86	86	86	140

Filter housing	PIT480 PIF480 PIW480	PIT720 PIF720 PIW720	PIT1080 PIF1080 PIW1080	PIT1440 PIF1440 PIW1440	PIT1920 PIF1920 PIW1920	PIT2880 PIF2880 PIW2880
----------------	----------------------------	----------------------------	-------------------------------	-------------------------------	-------------------------------	-------------------------------

Price group 89						
Order ref.	4029752	4029753	4029754	4029755	4029756	4029757
Price (€)	507	602	743	899	1.095	1.345

Filter medium sintered stainless-steel filter tube 1.4404; end caps in stainless steel 1.4301

Correction factor

bar [abs.]	1	2	3	4	5	6	7	8
Correction factor	0,5	1	1,5	2	2,5	3	3,5	4

For deviating conditions: Divide volume flow by factor



Accessories for sterile and steam filter

Service kit and accessories for filter housing for sterile and steam filters

For Model	XECP00008	XECP00009	XECP00010	XECP00011	XECP00012
Filter housing	PIT / PIF / PIW 60 PIT / PIF / PIW 90 PIT / PIF / PIW 120 PIT / PIF / PIW 180	PIT / PIF / PIW 270 PIT / PIF / PIW 360	PIT / PIF / PIW 480 PIT / PIF / PIW 720 PIT / PIF / PIW 1080	PIT / PIF / PIW 1440 PIT / PIF / PIW 1920	PIT / PIF / PIW 2880

Price group 89					
Order ref.	4030231	4030232	4030233	4030234	4030235
Price (€)	144	153	179	203	255

Service kit consisting of:
1 pc dairy-pipe seal EPDM 291
2 pcs flat gasket PTFE for screw plug

Manual condensate drain for filter housing for sterile and steam filter

For Model	XECP000013
Filter housing	PIT / PIF / PIW 60 to PIT / PIF / PIW 2880

Price group 89	
Order ref.	4030236
Price (€)	148

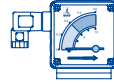
Manual condensate drain G1/4" made of stainless steel

CLEARPOINT® - Accessories

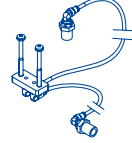
CLEARPOINT®: Differential pressure gauge for S040 – S075 / M010 – M032 / L080 – L304



Without potential-free contact
For direct installation onto filter



With potential-free contact (NO)
For direct installation (IP65) onto filter



For external installation of the differential pressure gauge
for flange filter FDPS / FSSDPIWE

	Differential pressure gauge		Connecting kit
Connection	–	–	1/8" external
Operating pressure (bar [g])	17	17	50
Operating temperature (°C)	50	50	50
Price group 84			
Order ref.	4003491	4001481	4002140
Price (€)	130	206	73

CLEARPOINT®: Oil test indicator / connection piece



With pressure reducer
at 7 bar [g]



With needle valve



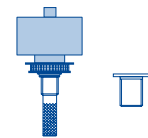
for retrofitting incl. plastic cover filter head

	Oil indicator . complete	Replacement tube	Connection adapter for CLEARPOINT®			
			S040-S055	S075-M012	M015-M023	M025-M032
Connection	G1/8"	NPT1/8	–	–	–	–
Pressure max.(bar [g])	16	7	–	–	–	–
Price group 84						
Order ref.	4008728	4025989	4008713	4008725	4008726	4008749
Price (€)	215	182	35	36	38	51

CLEARPOINT®: Float drain-off conduit



From 10 Aug. 2004
NO normally open
Standard model



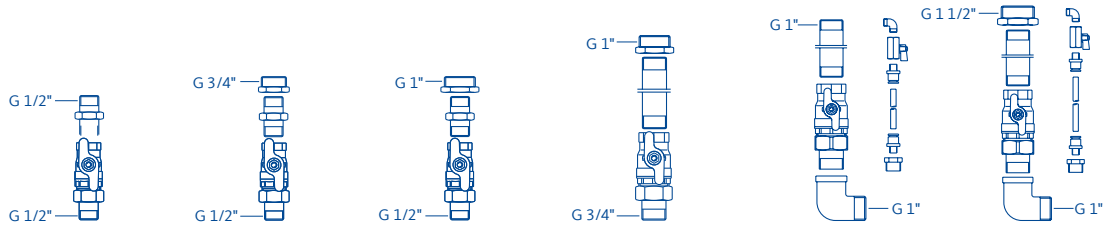
From 10 Aug. 2004
NC normally closed

NO normally open

For CLEARPOINT®	S040–M032	S040 – M032	S040-S055, FA020-FA308
Connection	G1/2"	G1/2"	G1/4"
Pressure (bar [gauge])	1.5 – 16	0 – 16	0.3 – 12.5
Price group 84			
Order ref.	4025536	4025537	4001620
Price (€)	52	58	54



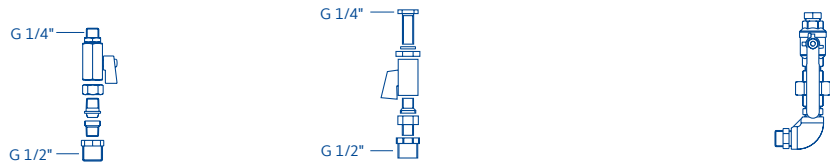
CLEARPOINT®: Connection kits



Connection kits	11	15	16	14	13	17
Filter	S040-M032	L080-L204	L254	L304	-	-
Water separator	S040-M030	-	L065-L080	L100-L150	L156-L200	L204-L304
For BEKOMAT®	20, 31, 32, 33	20, 31, 32, 33	20, 31, 32, 33	14	16	16

Price group 13						
Order ref.:	4003254	4005095	4004885	4003811	4005260	4005259
Price (€)	27	33	35	73	149	192

CLEARPOINT®: Connection kits for BEKOMAT® 20



Connection kits	on filter with 1/4" connection	to Zander filter	to Domnick Hunter filter	to PN50 Filter
-----------------	--------------------------------	------------------	--------------------------	----------------

Price group 13				
Order ref.:	2001816	2000526	2000572	4006141
Price (€)	28	53	52	111

CLEARPOINT®: Manual condensate drain



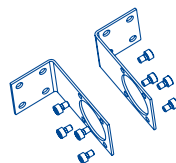
With movable pieces made of stainless steel

For manual opening and closing	Brass ball valve	Stainless steel ball valve
Connection	G1/2"	Rp1/2
For pressures up to (bar [g])	16	50

Price group 84		
Order ref.:	2000039	4006993
Price (€)	23	79



CLEARPOINT®: Wall bracket



Scope of delivery 2 brackets and 8 screws M4 x 6mm 2 brackets and 8 screws M5 x 8mm 2 brackets and 8 screws M6 x 20mm 2 brackets and 8 screws M8 x 40mm

Model	MBK4	MBK5	MBK6	MBK7
For CLEARPOINT®	S040 / S050 / S055	S075 / M010 / M012	M015 / M018 / M020 / M022 / M023	M025 / M027 / M030 / M032
Price group 84				
Order ref.:	4003328	4003329	4003330	4003331
Price (€)	38	43	51	53

CLEARPOINT®: Linking set for 2 housings (up to 16 bar [g])

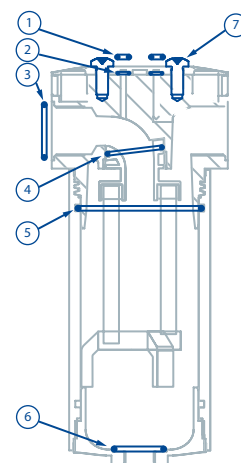


Model	F2CK4	F2CK5	F2CK6	F2CK7
For CLEARPOINT®	S040 / S050 / S055	S075 / M010 / M012	M015 / M018 / M020 / M022 / M023	M025 / M027 / M030 / M032
Price group 84				
Order ref.:	4003332	4003333	4003334	4003335
Price (€)	26	32	24	30

O-ring set for CLEARPOINT® 3eco and PN50 filter

Model	XECP00004	XECP00005	XECP00006	XECP00007
for filter size	S040, S050, S055 HP50S040 HP50S050 HP50S055	S075, M010, M012 HP50S75 HP50M010 HP50M012	M015, M018, M020, M022, M023 HP50M015 HP50M018 HP50M020 HP50M022 HP50M023	M025, M027 M030, M032

Price group 84				
Order ref.	4026562	4026563	4026564	4026565
Price (€)	17	19	21	24

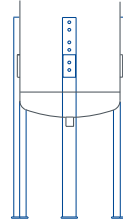


O-ring set consisting of:
Gasket for:

- ① ② Plastic cover for filter head
- ③ Connecting kit
- ④ Filter element
- ⑤ ⑥ Filter housing
- ⑦ Screws for plastic cover for filter head



CLEARPOINT®: Floor mounting system for flange filters



For CLEARPOINT®	L080–L100	L102–L200	L204–L304
Price group 84			
Order ref.:	FFBK1	FFBK2	FFBK3
Price (€)	137	223	316

CLEARPOINT®: Flat gasket service flange (hard rubber)

For CLEARPOINT®	L080	L100	L102 / L150	L156	L200	L204	L254	L304
Price group 84								
Order ref.:	4045930	4045931	4045932	4045933	4045934	4045935	4045936	4045937
Price (€)	15	18	20	31	36	39	68	187

CLEARPOINT®: Filter element holder for flange filter element 88 (type)

For CLEARPOINT® flange filters	
Price group 84	
Order ref.:	4022419
Price (€)	104

CLEARPOINT®: Slide set for CLEARPOINT® threaded filters

For CLEARPOINT®	for installation size S040 – M012	for installation size M015 – M032
Price group 84		
Order ref.:	4008541	4008540
Price (€)	15	20



CLEARPOINT® - Filter and alternative elements

CLEARPOINT®: Filter elements for older BEKO TECHNOLOGIES filter housing

X25 / 25 Micron

Model	A020	A030	A055	A076	A105	A106	A126	A153	A203	A205	A250
Element	FE361X25	FE371X25	FE511X25	FE711X25	FE811X25	FE731X25	FE821X25	FE831X25	FE831X25	FE851X25	FE951X25

Price group 83

Price (€)	79	91	107	153	180	208	228	286	286	370	439
-----------	----	----	-----	-----	-----	-----	-----	-----	-----	-----	-----

Model	A305	A306	A308	A391	A483	A484	A686	A688	A810	A816	A824
Element	FE951X25	FE961X25	FE981X25	FE139X25	3 x 88C	4 x 88C	6 x 88C	8 x 88C	10 x 88C	16 x 88C	24 x 88C

Price group 83

Price (€)	439	571	642	759	1.242	1.656	2.484	3.312	4.140	6.624	9.936
-----------	-----	-----	-----	-----	-------	-------	-------	-------	-------	-------	-------

X5 / 5 Micron

Model	A020	A030	A055	A076	A105	A106	A126	A153	A203	A205	A250
Element	FE361X5	FE371X5	FE511X5	FE711X5	FE811X5	FE731X5	FE821X5	FE831X5	FE831X5	FE851X5	FE951X5

Price group 83

Price (€)	79	91	107	153	180	208	228	296	296	370	439
-----------	----	----	-----	-----	-----	-----	-----	-----	-----	-----	-----

Model	A305	A306	A308	A391	A483	A484	A686	A688	A810	A816	A824
Element	FE951X5	FE961X5	FE981X5	FE139X5	3 x 88G	4 x 88G	6 x 88G	8 x 88G	10 x 88G	16 x 88G	24 x 88G

Price group 83

Price (€)	439	571	678	759	1.242	1.656	2.484	3.312	4.140	6.624	9.936
-----------	-----	-----	-----	-----	-------	-------	-------	-------	-------	-------	-------

X1 / 1 Micron

Model	A020	A030	A055	A076	A105	A106	A126	A153	A203	A205	A250
Element	FE361X1	FE371X1	FE511X1	FE711X1	FE811X1	FE731X1	FE821X1	FE831X1	FE831X1	FE851X1	FE951X1

Price group 83

Price (€)	77	91	107	153	180	208	228	296	296	370	439
-----------	----	----	-----	-----	-----	-----	-----	-----	-----	-----	-----

Model	A305	A306	A308	A391	A483	A484	A686	A688	A810	A816	A824
Element	FE951X1	FE961X1	FE981X1	FE139X1	3 x 88F	4 x 88F	6 x 88F	8 x 88F	10 x 88F	16 x 88F	24 x 88F

Price group 83

Price (€)	439	571	678	759	1.242	1.656	2.484	3.312	4.140	6.624	9.936
-----------	-----	-----	-----	-----	-------	-------	-------	-------	-------	-------	-------



XA / 0,01 Micron

Model	A020	A030	A055	A076	A105	A106	A126	A153	A203	A205	A250
Element	FE361XA	FE371XA	FE511XA	FE711XA	FE811XA	FE731XA	FE821XA	FE831XA	FE831XA	FE851XA	FE951XA

Price group 83											
Price (€)	79	91	107	153	180	208	228	296	296	370	439

Model	A305	A306	A308	A391	A483	A484	A686	A688	A810	A816	A824
Element	FE951XA	FE961XA	FE981XA	FE139XA	3 x 88S	4 x 88S	6 x 88S	8 x 88S	10 x 88S	16 x 88S	24 x 88S

Price group 83											
Price (€)	439	571	678	758	1.242	1.656	2.484	3.312	4.140	6.624	9.936

AC / Activated carbon

Model	A020	A030	A055	A076	A105	A106	A126	A153	A203	A205	A250
Element	FE361AC	FE371AC	FE511AC	FE711AC	FE811AC	FE731AC	FE821AC	FE831AC	FE831AC	FE851AC	FE951AC

Price group 83											
Price (€)	79	91	107	153	180	208	228	296	296	370	439

Model	A305	A306	A308	A391	A483	A484	A686	A688	A810	A816	A824
Element	FE951AC	FE961AC	FE981AC	FE139AC	3 x 88A	4 x 88A	6 x 88A	8 x 88A	10 x 88A	16 x 88A	24 x 88A

Price group 83											
Price (€)	439	571	678	759	1.242	1.656	2.484	3.312	4.140	6.624	9.936

Duplex Filter

Model	D020XAC		D030XAC		D045XAC	
	1st Stage	2nd Stage	1st Stage	2nd Stage	1st Stage	2nd Stage
Element	FE361XA	FE381AC	FE371XA	FE381AC	FE351XA	FE001AC

Price group 83						
Price (€)	79	54	91	54	118	74



CLEARPOINT® - Filter and alternative elements

CLEARPOINT®: Alternative elements for DOMNICK HUNTER Oil X Plus housing

X25 / 25 Micron

Model	FD009 X25	FD017 X25	FD030 X25	FD058 X25	FD145 X25	FD220 X25	FD330 X25	FD430 X25	FD620 X25
Suitable for all ranges	-	-	-	-	E060PF	-	E200PF	-	E300PF
	-	E007PF	E011PF	E035PF	E065PF	E120PF	E250PF	-	E360PF
	K006PF	K013PF	K025PF	K040PF	K085PF	K195PF	K295PF	K400PF	K500PF
Oil Xplus range	K009PF	K017PF	K030PF	K058PF	K145PF	K220PF	K330PF	K430PF	K620PF
Price group 83									
Price (€)	64	86	118	149	200	264	376	442	565

X1 / 1 Micron

Model	FD009 X1	FD017 X1	FD030 X1	FD058 X1	FD145 X1	FD220 X1	FD330 X1	FD430 X1	FD620 X1
Suitable for all ranges	-	-	-	-	E060A0	-	E200A0	-	E300A0
	-	E007A0	E011A0	E035A0	E065A0	E120A0	E250A0	-	E360A0
	K006A0	K013A0	K025A0	K040A0	K085A0	K195A0	K295A0	K400A0	K500A0
Oil Xplus range	K009A0	K017A0	K030A0	K058A0	K145A0	K220A0	K330A0	K430A0	K620A0
Price group 83									
Price (€)	64	86	118	149	200	264	376	442	565

XA / 0,01 Micron

Model	FD009 XA	FD017 XA	FD030 XA	FD058 XA	FD145 XA	FD220 XA	FD330 XA	FD430 XA	FD620 XA
Suitable for all ranges	-	-	-	-	E060AA	-	E200AA	-	E300AA
	-	E007AA	E011AA	E035AA	E065AA	E120AA	E250AA	-	E360AA
	K006AA	K013AA	K025AA	K040AA	K085AA	K195AA	K295AA	K400AA	K500AA
Oil Xplus range	K009AA	K017AA	K030AA	K058AA	K145AA	K220AA	K330AA	K430AA	K620AA
Price group 83									
Price (€)	64	86	118	149	200	264	376	442	565

Model	FD009 XAA	FD017 XAA	FD030 XAA	FD058 XAA	FD145 XAA	FD220 XAA	FD330 XAA	FD430 XAA	FD620 XAA
Suitable for all ranges	-	-	-	-	E060AX	-	E200AX	-	E300AX
	-	E007AX	E011AX	E035AX	E065AX	E120AX	E250AX	-	E360AX
	K006AX	K013AX	K025AX	K040AX	K085AX	K195AX	K295AX	K400AX	K500AX
Oil Xplus range	K009AX	K017AX	K030AX	K058AX	K145AX	K220AX	K330AX	K430AX	K620AX
Price group 83									
Price (€)	75	100	137	176	228	294	431	498	647



Individual filter / activated carbon element

Model	FD009 ACS	FD017 ACS	FD030 ACS	FD058 ACS	FD145 ACS	FD220 ACS	FD330 ACS	FD430 ACS	FD620 ACS
Suitable for all ranges	–	–	–	–	E060ACS	–	E200ACS	–	E300ACS
	–	E007ACS	E011ACS	E035ACS	E065ACS	E120ACS	E250ACS	–	E360ACS
	K006ACS	K013ACS	K025ACS	K040ACS	K085ACS	K195ACS	K295ACS	K400ACS	K500ACS
Oil Xplus range	K009ACS	K017ACS	K030ACS	K058ACS	K145ACS	K220ACS	K330ACS	K430ACS	K620ACS
Price group 83									
Price (€)	66	91	121	155	205	271	390	455	584

Duplex filter/ activated carbon cartridge

Model	FD006 AC	FD013 AC	FD025 AC	FD040 AC	FD065 AC	FD085 AC
Suitable for all ranges	–	–	–	–	–	–
	–	E011AC	–	EO35AC	–	E060AC
	E006AC	E013AC	E025AC	E040AC	E065AC	E085AC
Oil Xplus range	K006AC	K013AC	K025AC	K040AC	K065AC	K085AC
Price group 83						
Price (€)	77	69	90	142	192	218



CLEARPOINT® - Filter and alternative elements

CLEARPOINT®: Alternative elements for DOMNICK HUNTER older housing

Medical vacuum filter

Model	FD025 MV	FD040 MV	FD085 MV	FD195 MV	FD400 MV
Suitable for	K025PL	K040PL	K085PL	K195PL	K400PL
Price group 84					
Price (€)	148	176	229	306	633

Sterile filter

Model	FD 002 ASR	FD 003 ASR	FD 004 ASR	FD 008 ASR	FD 012 ASR	FD 024 ASR
Suitable for	MER2SRH	MER3SRH	MER4SRH	MER8SRH	MER12SRH	MER24SRH
Price group 84						
Price (€)	100	112	162	198	234	332



CLEARPOINT®: Alternative elements for HIROSS housing

X5 / 5 Micron

Model	FH010X5	FH016X5	FH022X5	FH030X5	FH045X5	FH072X5	FH135X5	FH205X5	FH250X5	FH260X5	FH280X5
Current model	Q010	Q016	Q022	Q030	Q045	Q072	Q135	Q205	Q250	Q260	Q280
Previous model	Q006	Q009	Q020	Q024	Q035	Q060	Q110	Q151	Q180	Q200	Q280
Previous model	Q004	Q007	Q015	Q024	Q035	Q060	Q090	Q120	Q150	-	Q240
Price group 83											
Price (€)	53	65	74	78	86	121	135	367	395	442	480

X1 / 1 Micron

Model	FH010X1	FH016X1	FH022X1	FH030X1	FH045X1	FH072X1	FH135X1	FH205X1	FH250X1	FH260X1	FH280X1
Current model	P010	P016	P022	P030	P045	P072	P135	P205	P250	P260	P280
Previous model	P006	P009	P020	P024	P035	P060	P110	P151	P180	P200	P280
Previous model	P004	P007	P015	P024	P035	P060	P090	P120	P150	-	P240
Price group 83											
Price (€)	53	65	74	78	86	121	135	367	395	442	480

XA / 0,01 Micron

Model	FH010XA	FH016XA	FH022XA	FH030XA	FH045XA	FH072XA	FH135XA	FH205XA	FH250XA	FH260XA	FH280XA
Current model	S010	S016	S022	S030	S045	S072	S135	S205	S250	S260	S280
Previous model	S006	S009	S020	S024	S035	S060	S110	S151	S180	S200	S280
Previous model	S004	S007	S015	S024	S035	S060	S090	S120	S150	-	S240
Price group 83											
Price (€)	53	65	74	78	86	121	135	367	395	442	480

AC / Activated carbon

Model	FH010AC	FH016AC	FH022AC	FH030AC	FH045AC	FH072AC	FH135AC	FH205AC	FH250AC	FH260AC	FH280AC
Current model	C010	C016	C022	C030	C045	C072	C135	C205	C250	C260	C280
Previous model	C006	C009	C020	C024	C035	C060	C110	C151	C180	C200	C280
Previous model	C004	C007	C015	C024	C035	C060	C090	C120	C150	-	C240
Price group 83											
Price (€)	53	65	74	78	86	121	135	367	395	442	480



CLEARPOINT® - Filter and alternative elements

CLEARPOINT®: Alternative elements (with thread) for ULTRAFILTER Series 90 housing

25 Micron

Model	FUV 0205	FUV 0305	FUV 0310	FUV 0410	FUV 0420	FUV 0520	FUV 0525	FUV 0725	FUV 0730	FUV 1030	FUV 1530	FUV 2030	FUV 3030	FUV 3050
Suitable for	V-PE 02/05	V-PE 03/05	V-PE 03/10	V-PE 04/10	V-PE 04/20	V-PE 05/20	V-PE 05/25	V-PE 07/25	V-PE 07/30	V-PE 10/30	V-PE 15/30	V-PE 20/30	V-PE 30/30	V-PE 30/50

Price group 83

Price (€)	62	65	79	84	108	128	156	190	245	290	371	441	544	714
-----------	----	----	----	----	-----	-----	-----	-----	-----	-----	-----	-----	-----	-----

1 Micron

Model	FUFF 0205	FUFF 0305	FUFF 0310	FUFF 0410	FUFF 0420	FUFF 0520	FUFF 0525	FUFF 0725	FUFF 0730	FUFF 1030	FUFF 1530	FUFF 2030	FUFF 3030	FUFF 3050
Suitable for	FF 02/05	FF 03/05	FF 03/10	FF 04/10	FF 04/20	FF 05/20	FF 05/25	FF 07/25	FF 07/30	FF 10/30	FF 15/30	FF 20/30	FF 30/30	FF 30/50

Price group 83

Price (€)	62	65	79	84	108	128	156	190	245	290	371	441	544	714
-----------	----	----	----	----	-----	-----	-----	-----	-----	-----	-----	-----	-----	-----

0.1 Micron

Model	FUMF 0205	FUMF 0305	FUMF 0310	FUMF 0410	FUMF 0420	FUMF 0520	FUMF 0525	FUMF 0725	FUMF 0730	FUMF 1030	FUMF 1530	FUMF 2030	FUMF 3030	FUMF 3050
Suitable for	MF 02/05	MF 03/05	MF 03/10	MF 04/10	MF 04/20	MF 05/20	MF 05/25	MF 07/25	MF 07/30	MF 10/30	MF 15/30	MF 20/30	MF 30/30	MF 30/50

Price group 83

Price (€)	62	65	79	84	108	128	156	190	245	290	371	441	544	714
-----------	----	----	----	----	-----	-----	-----	-----	-----	-----	-----	-----	-----	-----

0.01 Micron

Model	FUSM 0205	FUSM 0305	FUSM 0310	FUSM 0410	FUSM 0420	FUSM 0520	FUSM 0525	FUSM 0725	FUSM 0730	FUSM 1030	FUSM 1530	FUSM 2030	FUSM 3030	FUSM 3050
Suitable for	SMF 02/05	SMF 03/05	SMF 03/10	SMF 04/10	SMF 04/20	SMF 05/20	SMF 05/25	SMF 07/25	SMF 07/30	SMF 10/30	SMF 15/30	SMF 20/30	SMF 30/30	SMF 30/50

Price group 83

Price (€)	69	72	84	97	133	146	190	211	290	347	434	534	658	840
-----------	----	----	----	----	-----	-----	-----	-----	-----	-----	-----	-----	-----	-----



Activated carbon

Model	FUAC 0205	FUAC 0305	FUAC 0310	FUAC 0410	FUAC 0420	FUAC 0520	FUAC 0525	FUAC 0725	FUAC 0730	FUAC 1030	FUAC 1530	FUAC 2030	FUAC 3030	FUAC 3050
Suitable for	AK 02/05	AK 03/05	AK 03/10	AK 04/10	AK 04/20	AK 05/20	AK 05/25	AK 07/25	AK 07/30	AK 10/30	AK 15/30	AK 20/30	AK 30/30	AK 30/50

Price group 83

Price (€)	69	72	84	97	133	146	190	211	290	347	434	534	658	840
-----------	----	----	----	----	-----	-----	-----	-----	-----	-----	-----	-----	-----	-----

HT/CR or HT/NX ranges*¹

Model	FUFF/FUMF/FUSM 0205	FUFF/FUMF/FUSM 0305	FUFF/FUMF/FUSM 0310	FUFF/FUMF/FUSM 0410	FUFF/FUMF/FUSM 0420	FUFF/FUMF/FUSM 0520	FUFF/FUMF/FUSM 0525
Suitable for	FF/MF/SMF 02/05	FF/MF/SMF 03/05	FF/MF/SMF 03/10	FF/MF/SMF 04/10	FF/MF/SMF 04/20	FF/MF/SMF 05/20	FF/MF/SMF 05/25

Price group 84

Price (€)	62	65	79	84	108	128	156
-----------	----	----	----	----	-----	-----	-----

Model	FUFF/FUMF/FUSM 0725	FUFF/FUMF/FUSM 0730	FUFF/FUMF/FUSM 1030	FUFF/FUMF/FUSM 1530	FUFF/FUMF/FUSM 2030	FUFF/FUMF/FUSM 3030	FUFF/FUMF/FUSM 3050
Suitable for	FF/MF/SMF 07/25	FF/MF/SMF 07/30	FF/MF/SMF 10/30	FF/MF/SMF 15/30	FF/MF/SMF 20/30	FF/MF/SMF 30/30	FF/MF/SMF 30/50

Price group 84

Price (€)	190	245	290	371	441	544	714
-----------	-----	-----	-----	-----	-----	-----	-----

*¹ HT = high temperature, CR = chemically resistant, NX = Nomex

Please note model and design on order form. Example: FUSM 0520 HT/NX



CLEARPOINT® - Filter and alternative elements

CLEARPOINT®: Alternative elements for ULTRAFILTER Series 80 housing

25 Micron

Model	FUV 310	FUV 315	FUV 415	FUV 425	FUV 525	FUV 530	FUV 103	FUV 153	FUV 203	FUV 303	FUV 305
Suitable for	V 3/1	V 3/1.5	V 4/1.5	V 4/2.5	V 5/2.5	V 5/3	V 10/3	V 15/3	V 20/3	V 30/3	V 30/5

Price group 83											
Price (€)	82	97	119	133	174	203	265	347	424	534	658

1 Micron

Model	FUFF 310	FUFF 315	FUFF 415	FUFF 425	FUFF 525	FUFF 530	FUFF 103	FUFF 153	FUFF 203	FUFF 303	FUFF 305
Suitable for	FF 3/1	FF 3/1.5	FF 4/1.5	FF 4/2.5	FF 5/2.5	FF 5/3	FF 10/3	FF 15/3	FF 20/3	FF 30/3	FF 30/5

Price group 83											
Price (€)	82	97	121	137	179	218	290	371	444	544	699

0.1 Micron

Model	FUMF 310	FUMF 315	FUMF 415	FUMF 425	FUMF 525	FUMF 530	FUMF 103	FUMF 153	FUMF 203	FUMF 303	FUMF 305
Suitable for	MF 3/1	MF 3/1.5	MF 4/1.5	MF 4/2.5	MF 5/2.5	MF 5/3	MF 10/3	MF 15/3	MF 20/3	MF 30/3	MF 30/5

Price group 83											
Price (€)	82	97	121	137	179	218	290	371	444	544	699

0.01 Micron

Model	FUSM 310	FUSM 315	FUSM 415	FUSM 425	FUSM 525	FUSM 530	FUSM 103	FUSM 153	FUSM 203	FUSM 303	FUSM 305
Suitable for	SMF 3/1	SMF 3/1.5	SMF 4/1.5	SMF 4/2.5	SMF 5/2.5	SMF 5/3	SMF 10/3	SMF 15/3	SMF 20/3	SMF 30/3	SMF 30/5

Price group 83											
Price (€)	99	119	133	174	203	265	347	424	534	658	840



Activated carbon

Model	FUAC 310	FUAC 315	FUAC 415	FUAC 425	FUAC 525	FUAC 530	FUAC 103	FUAC 153	FUAC 203	FUAC 303	FUAC 305
Suitable for	AK 3/1	AK 3/1.5	AK 4/1.5	AK 4/2.5	AK 5/2.5	AK 5/3	AK 10/3	AK 15/3	AK 20/3	AK 30/3	AK 30/5

Price group 83

Price (€)	99	119	133	174	203	265	347	424	534	658	840
-----------	----	-----	-----	-----	-----	-----	-----	-----	-----	-----	-----

HT/CR or HT/NX ranges*¹

Model	FUFF/FUMF/FUSM 310	FUFF/FUMF/FUSM 315	FUFF/FUMF/FUSM 415	FUFF/FUMF/FUSM 425	FUFF/FUMF/FUSM 525	FUFF/FUMF/FUSM 530
Suitable for	3/1 FF/MF/SMF	3/1.5 FF/MF/SMF	4/1.5 FF/MF/SMF	4/2.5 FF/MF/SMF	5/2.5 FF/MF/SMF	5/3 FF/MF/SMF

Price group 84

Price (€)	82	97	121	137	179	218
-----------	----	----	-----	-----	-----	-----

Model	FUFF/FUMF/FUSM 103	FUFF/FUMF/FUSM 153	FUFF/FUMF/FUSM 203	FUFF/FUMF/FUSM 303	FUFF/FUMF/FUSM 305
Suitable for	10/3 FF/MF/SMF	15/3 FF/MF/SMF	20/3 FF/MF/SMF	30/3 FF/MF/SMF	30/5 FF/MF/SMF

Price group 84

Price (€)	290	371	444	544	699
-----------	-----	-----	-----	-----	-----

*¹ HT = high temperature, CR = chemically resistant, NX = Nomex

Please note model and design on order form. Example: FUSM 0520 HT/NX



CLEARPOINT® - Filter and alternative elements

CLEARPOINT®: Alternative elements for ULTRAFILTER Series 70 housing

25 Micron

Model	FUPE 215	FUPE 415	FUPE 043	FUPE 083	FUPE 1231S	FUPE 1231G	FUPE 1232S	FUPE 2431G	FUPE 2431S	FUPE 2432S	FUPE 155	FUPE 245
Suitable for	V-PE 2/1.5	V-PE 4/1.5	V-PE 4/3	V-PE 8/3	V-PE 12/3 1"S	V-PE 12/3 1"G*1	V-PE 12/3 2"S*2	V-PE 24/3 1"G*1	V-PE 24/3 1"S*2	V-PE 24/3 2"S*2	V-PE 15/5	V-PE 24/5

Price group 83

Price (€)	64	108	162	200	259	259	259	379	379	379	438	498
-----------	----	-----	-----	-----	-----	-----	-----	-----	-----	-----	-----	-----

1 Micron

Model	FUMF 215	FUMF 415	FUMF 043	FUMF 083	FUMF 1231S	FUMF 1231G	FUMF 1232S	FUMF 2431G	FUMF 2431S	FUMF 2432S	FUMF 155	FUMF 245
Suitable for	MF 2/1.5	MF 4/1.5	MF 4/3	MF 8/3	MF 12/3 1"S*2	MF 12/3 1"G*1	MF 12/3 2"S*2	MF 24/3 1"G*1	MF 24/3 1"S*2	MF 24/3 2"S*2	MF 15/5	MF 24/5

Price group 83

Price (€)	67	121	182	219	285	285	285	424	424	424	483	562
-----------	----	-----	-----	-----	-----	-----	-----	-----	-----	-----	-----	-----

0.1 Micron

Model	FUOL 215	FUOL 415	FUOL 043	FUOL 083	FUOL 1231G	FUOL 1231S	FUOL 1232G	FUOL 2431G	FUOL 2431S	FUOL 2432S	FUOL 155	FUOL 245
Suitable for	OL 2/1.5	OL 4/1.5	OL 4/3	OL 8/3	OL 12/3 1"G*1	OL 12/3 1"S*2	OL 12/3 2"G*1	OL 24/3 1"G*1	OL 24/3 1"S*2	OL 24/3 2"S*2	OL 15/5	OL 24/5

Price group 83

Price (€)	67	119	182	219	285	285	285	424	424	424	483	562
-----------	----	-----	-----	-----	-----	-----	-----	-----	-----	-----	-----	-----

Activated carbon

Model	FUAC 215	FUAC 415	FUAC 043	FUAC 083	FUAC 1231G	FUAC 1232S
Suitable for	AK 2/1.5	AK 4/1.5	AK 4/3	AK 8/3	AK 12/31"G	AK 12/31"S

Price group 83

Price (€)	67	133	182	219	285	285
-----------	----	-----	-----	-----	-----	-----

*1 G = Thread connection

*2 S = Push-on connection



CLEARPOINT®: Alternative elements for ZANDER housing

5 Micron

Model	FZV 103	FZV 105	FZV 107	FZV 114	FZV 201	FZV 202	FZV 203	FZV 205	FZV 305	FZV 307	FZV 506	FZV 507
Suitable for	1030 V	1050 V	1070 V	1140 V	2010 V	2020 V	2030 V	2050 V	3050 V	3075 V	5060 V	5075 V
Price group 83												
Price (€)	64	80	96	119	153	196	245	312	374	435	580	725

1 Micron*1

Model	FZZ 103	FZZ 105	FZZ 107	FZZ 114	FZZ 201	FZZ 202	FZZ 203	FZZ 205	FZZ 305	FZZ 307	FZZ 506	FZZ 507
Suitable for	1030 Z	1050 Z	1070 Z	1140 Z	2010 Z	2020 Z	2030 Z	2050 Z	3050 Z	3075 Z	5060 Z	5075 Z
Price group 83												
Price (€)	64	80	94	119	153	196	245	312	374	435	580	725

0.1 Micron

Model	FZY 103	FZY 105	FZY 107	FZY 114	FZY 201	FZY 202	FZY 203	FZY 205	FZY 305	FZY 307	FZY 506	FZY 507
Suitable for	1030 Y	1050 Y	1070 Y	1140 Y	2010 Y	2020 Y	2030 Y	2050 Y	3050 Y	3075 Y	5060 Y	5075 Y
Price group 83												
Price (€)	64	80	94	119	153	196	245	312	374	435	580	725

0.01 Micron*2

Model	FZX 103	FZX 105	FZX 107	FZX 114	FZX 201	FZX 202	FZX 203	FZX 205	FZX 305	FZX 307	FZX 506	FZX 507
Suitable for	1030 X	1050 X	1070 X	1140 X	2010 X	2020 X	2030 X	2050 X	3050 X	3075 X	5060 X	5075 X
Price group 83												
Price (€)	64	80	94	119	153	196	245	312	374	435	580	725

Activated carbon

Model	FZA 103	FZA 105	FZA 107	FZA 114	FZA 201	FZA 202	FZA 203	FZA 205	FZA 305	FZA 307	FZA 506	FZA 507
Suitable for	1030 A	1050 A	1070 A	1140 A	2010 A	2020 A	2030 A	2050 A	3050 A	3075 A	5060 A	5075 A
Price group 83												
Price (€)	64	80	94	119	153	196	245	312	374	435	580	725

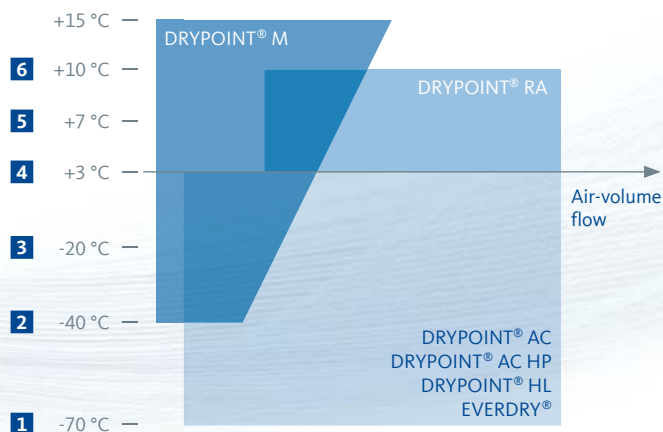
*1 also suitable for ZP > e.g. 1030ZP

*2 also suitable for XP and XP4 > e.g. 1030XP, 1030XP4

Alternative filter elements for filters of other manufacturers available on request



Watch all the videos on
our YouTube channel.



Pressure dew point **1-6** = quality class according to ISO 8573-1

Drying

The right dryer solution for every application Dryer solution

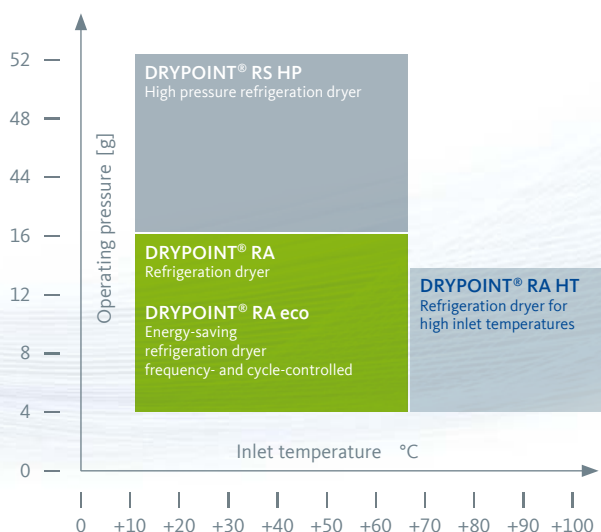
All our plants are as unique as your application. Thanks to our comprehensive range of refrigeration, membrane and adsorption dryers, we are able to meet any requirements. Our solutions cater for various air quality classes and degrees of dryness, and to help you achieve pressure dew points between +15 °C and -70 °C. To make sure that we can offer you the best solution for your application, we offer you expert advice, focussed on sustainability and long-term benefit.

■ REFRIGERATION DRYER DRYPOINT® R	91
■ COLD-REGENERATED ADSORPTION DRYER DRYPOINT® AC, HC, AC HP	113
■ HEAT-REGENERATED ADSORPTION DRYER EVERDRY®	125
■ MEMBRANE DRYER DRYPOINT® M	139





Product overview



DRYPOINT® R

Refrigeration dryer

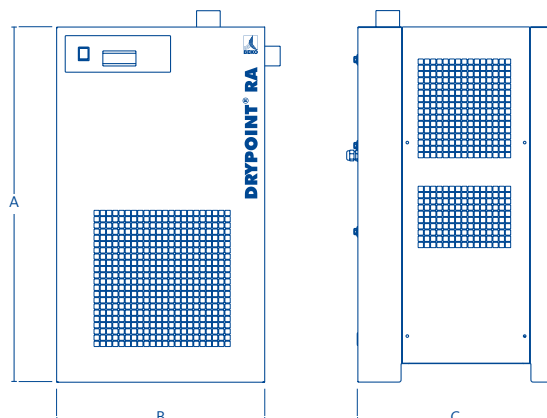
Refrigeration dryers are used in compressed gas systems worldwide and represent the current state of technology. They represent the most economic method for drying compressed air: The compressed air is cooled, so that water vapour in the air condensates inside the unit and can then be drained off as standard via a BEKOMAT®. For fluctuating volume flows, we recommend the DRYPOINT® RA **eco**, as its intelligent control enables you to make significant energy savings.

For applications where stable conditions are a key requirement, the standard DRYPOINT®R direct expansion dryer is the most efficient solution.

REFRIGERATION DRYER DRYPOINT®R	91
RA/AC - Air-cooled	92
RA/WC - Water-cooled	97
RA/AC eco - Air-cooled energy-saving dryer	100
RA/WC eco - Water-cooled energy saving dryer	105
RA/AC HT - For high inlet temperatures, air-cooled	108
RSHP/AC - For high operating pressures, air-cooled	109
Accessories	111

**DRYPOINT® RA/AC (standard):** Compressed-air refrigeration dryer, air-cooled

- › Efficient drying through highly effective aluminium plate heat exchanger
- › Stable pressure dew point of +3°C by utilising a hot gas bypass valve with external pressure equalisation and pressure-controlled condenser fan
- › Optimum protection of the refrigeration cycle via low- and high-pressure switch (standard feature as of the 490 model)
- › Equipped with BEKOMAT® as standard
- › Central control panel to inspect the function of the dryer and monitor the integrated BEKOMAT®
- › Cost-effective and simple maintenance process



DRYPOINT® RA	20 / AC	35 / AC	50 / AC	70 / AC	110 / AC	135 / AC	190 / AC
Volume flow (m ³ /h) at +3 °C	21	33	51	72	108	138	186
Power consumption (kW)	0,16	0,18	0,22	0,23	0,31	0,46	0,69
Pressure loss (Δp bar)	0,02	0,03	0,08	0,11	0,13	0,17	0,15
Air connection	G1/2" BSP-F	G1/2" BSP-F	G1/2" BSP-F	G1/2" BSP-F	G1" BSP-F	G1" BSP-F	G1 1/4" BSP-F

Dimensions

A (mm)	740	740	740	740	740	740	825
B (mm)	345	345	345	345	345	345	485
C (mm)	420	420	420	420	420	420	455
Weight (kg)	28	29	31	34	36	37	46

Price group 51

Order ref.	4017119	4017120	4017121	4017122	4017123	4017124	4017125
Price (€)	1.219	1.330	1.441	1.663	2.106	2.437	2.992

DRYPOINT® RA	240 / AC	330 / AC	370 / AC	490 / AC	630 / AC	750 / AC	870 / AC	960 / AC
Volume flow (m ³ /h) at +3 °C	240	330	372	486	630	750	870	960
Power consumption (kW)	0,75	0,70	0,84	0,98	1,10	1,45	1,52	1,73
Pressure loss (Δp bar)	0,20	0,15	0,18	0,09	0,13	0,07	0,13	0,15
Air connection	G1 1/4" BSP-F	G1 1/2" BSP-F	G1 1/2" BSP-F	G2" BSP-F	G2" BSP-F	G2 1/2" BSP-F	G2 1/2" BSP-F	G2 1/2" BSP-F

Dimensions

A (mm)	825	885	885	975	975	1105	1105	1105
B (mm)	485	555	555	555	555	665	665	665
C (mm)	455	580	580	625	625	725	725	725
Weight (kg)	50	55	63	92	94	141	150	161

Price group 51

Order ref.	4017126	4017127	4016270	4017128	4017129	4017130	4017131	4017132
Price (€)	3.545	4.321	4.653	5.982	7.311	8.529	9.636	10.301

All models equipped with BEKOMAT® condensate drain as standard.

In order to protect the dryer we recommend fitting a CLEARPOINT® coarse filter (CX, 25µm) upstream of the dryer inlet. In the event of high oil entry, we recommend a CLEARPOINT® fine filter (FX, 1µm).



Operating conditions		Reference conditions according to DIN / ISO 7183		Electrical connection (Other voltage ratings on request)	
Maximum compressed air inlet temperature	+70 °C	Volume flow (m³/h) at	+20 °C, 1 bar [g]	RA 20 – RA 110 with control DMC 18	230 V, 1 Ph, 50... 60 Hz
Min. ...max. operating pressure RA 20 – RA 70	4 ... 16 bar [g]	Operating pressure	7 bar [g]	RA 135 – RA 960 with control DMC 18	230 V, 1 Ph, 50 Hz
Min. ...max. operating pressure RA 110 – RA 960	4 ... 14 bar [g]	Compressed air inlet temperature	+35 °C		
Min. ... max. ambient temperature	+2 ... +50 °C	Cooling-air temperature	+25 °C		
Refrigerant RA20 - RA135	R134.a	Inlet humidity	saturated		
Refrigerant RA190 - RA960	R407C	Pressure dew point	+3 °C		

Correction factor

In the case of divergent operating pressure: Divide volume flow by factor

bar [g]	4	5	6	7	8	10	12	14
Correction factor	0,77	0,6	0,93	1,00	1,05	1,14	1,21	1,27

In the case of divergent ambient temperature: Divide volume flow by factor

°C	25	30	35	40	45	50
Correction factor	1,00	0,96	0,91	0,85	0,76	0,64

In the case of divergent inlet temperature: Divide volume flow by factor

°C	25	30	35	40	45	50	55	60	65	70
Correction factor	1,27	1,21	1,00	0,84	0,70	0,57	0,48	0,42	on request	

In the case of divergent pressure dew point: Divide volume flow by factor

°C	3	5	7	10
Correction factor	1,00	1,09	1,19	1,37

Calculation example for the selection of a dryer

You have the following operational parameters:

Parameter	Value	Correction factor
Volume flow rate:	100 m³/h	-
Operating pressure:	8 bar [g]	1,05
Operating ambient temperature:	+40 °C	0,85
Inlet temperature:	+45 °C	0,70
Desired pressure dew point:	+5 °C	1,09

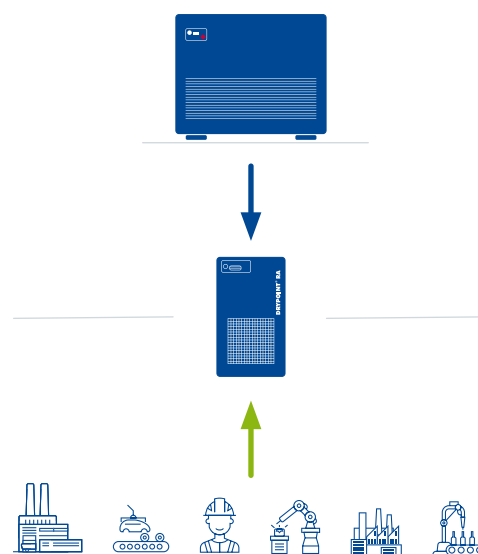
Calculation of the volume flow for stated operational parameters:

$$V_2 = \frac{V_1}{\text{Correction factor}} = \frac{100 \text{ m}^3/\text{h}}{1,05 \times 0,85 \times 0,70 \times 1,09} = 146,84 \text{ m}^3/\text{h}$$

Result:

For a volume flow of 146,84 m³/h, the DRYPOINT® RA/AC 190 is the correct option.

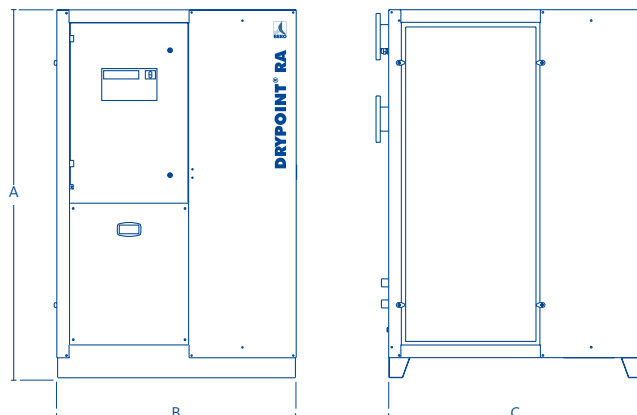
FROM COMPRESSOR TO REFRIGERATION DRYER:
Multiply by correction factors



FROM APPLICATION TO REFRIGERATION DRYER:
Divide by correction factors

**DRYPOINT® RA/AC (standard): Compressed-air refrigeration dryer, air-cooled**

- › Efficient drying through highly effective aluminium plate heat exchanger
- › Stable pressure dew point of +3°C by utilising a hot gas bypass valve with external pressure equalisation and pressure-controlled condenser fan
- › Optimum protection of the refrigeration cycle via low- and high-pressure switch (standard feature as of the 490 model)
- › Equipped with BEKOMAT® as standard
- › Central control panel to inspect the function of the dryer and monitor the integrated BEKOMAT®
- › Cost-effective and simple maintenance process
- › RS485 ModBus interface



DRYPOINT® RA	1080 / AC	1300 / AC	1490 / AC	1800 / AC	2200 / AC	2400 / AC	3000 / AC	3600 / AC
Volume flow (m³/h) at +3 °C	1080	1260	1500	1800	2208	2400	3000	3600
Power consumption (kW)	2,10	2,55	2,85	3,10	3,50	4,30	4,80	5,60
Pressure loss (Δp bar)	0,17	0,21	0,13	0,19	0,26	0,21	0,14	0,20
Air connection	DN80 – PN16	DN80 – PN16	DN80 – PN16	DN80 – PN16	DN80 – PN16	DN100 – PN16	DN100 – PN16	DN100 – PN16

Dimensions

A (mm)	1465	1465	1465	1465	1465	1750	1750	1750
B (mm)	790	790	790	790	790	1135	1135	1135
C (mm)	1000	1000	1000	1000	1000	1205	1205	1205
Weight (kg)	240	242	275	276	311	463	538	540

Price group 51

Order ref.	4017140	4017141	4016271	4017142	4017143	4017144	4017145	4017146
Price (€)	11.408	12.848	15.285	17.167	18.827	20.490	22.150	24.920

DRYPOINT® RA	4400 / AC	5400 / AC	6600 / AC	7200 / AC	8800 / AC	10800 / AC	13200 / AC
Volume flow (m³/h) at +3 °C	4416	5400	6624	7200	8832	10800	13248
Power consumption (kW)	6,40	8,40	10,80	11,30	16,80	18,6	21,6
Pressure loss (Δp bar)	0,26	0,20	0,26	0,20	0,26	0,22	0,26
Air connection	DN100 – PN16	DN150 – PN16	DN150 – PN 16	DN200 – PN16	DN200 – PN16	DN200 – PN16	DN200 – PN16

Dimensions

A (mm)	1750	1810	1810	1870	1870	2192	2192
B (mm)	1135	1300	1300	1400	1400	1450	1450
C (mm)	1205	1750	1750	2200	2200	2250	2250
Weight (kg)	612	830	940	1055	1200	1450	1650

Price group 51

Order ref.	4017147	4017148	4017149	4017150	4017151	4029845	4029846
Price (€)	28.794	36.547	45.407	48.176	64.234	78.629	94.134

All models equipped with BEKOMAT® condensate drain as standard.

In order to protect the dryer we recommend fitting a CLEARPOINT® coarse filter (CX, 25µm) upstream of the dryer inlet. In the event of high oil entry, we recommend a CLEARPOINT® fine filter (FX, 1µm).



Operating conditions		Reference conditions according to DIN / ISO 7183		Electrical connection (Other voltage ratings on request)	
Maximum compressed air inlet temperature	+70 °C	Volume flow (m³/h) at	+20 °C, 1 bar [a]	RA 1080 – RA 13200 with control DMC 24	400 V, 3 Ph, 50 Hz
Min. ...max. operating pressure RA 1080 – RA 13200	4 ... 14 bar [g]	Operating pressure	7 bar [g]		
Min. ... max. ambient temperature	+2 ... +50 °C	Compressed air inlet temperature	+35 °C		
Refrigerant RA1080 - RA13200	R407C	Cooling-air temperature	+25 °C		
		Inlet humidity	saturated		
		Pressure dew point	+3 °C		

Correction factor

In the case of divergent operating pressure: Divide volume flow by factor

bar [g]	4	5	6	7	8	10	12	14
Correction factor	0,77	0,86	0,93	1,00	1,05	1,14	1,21	1,27

In the case of divergent ambient temperature: Divide volume flow by factor

°C	25	30	35	40	45	50
Correction factor	1,00	0,95	0,93	0,85	0,73	0,58

In the case of divergent inlet temperature: Divide volume flow by factor

°C	25	30	35	40	45	50	55	60	65	70
Correction factor	1,26	1,20	1,00	0,81	0,8	0,57	0,6	0,38	on request	

In the case of divergent pressure dew point: Divide volume flow by factor

°C	3	5	7	10
Correction factor	1,00	1,09	1,19	1,37

Calculation example for the selection of a dryer

You have the following operational parameters:

Parameter	Value	Correction factor
Volume flow rate:	1400 m³/h	-
Operating pressure:	8 bar [g]	1,05
Operating ambient temperature:	+40 °C	0,85
Inlet temperature:	+45 °C	0,68
Desired pressure dew point:	+5 °C	1,09

Calculation of the volume flow for stated operational parameters:

$$V_2 = \frac{V_1}{\text{Correction factors}} = \frac{1400 \text{ m}^3/\text{h}}{1,05 \times 0,85 \times 0,68 \times 1,9} = 2.116,33 \text{ m}^3/\text{h}$$

Result:

For a volume flow of 1.400 m³/h the DRYPOINT® RA/AC 2200 is sufficient under the stated operating parameters, though it is not far from its performance limit. If the operational parameters should change slightly - for example an ambient temperature 5 °C higher - the desired pressure dew point may not be reached. For this reason, a larger dryer, the DRYPOINT® RA/AC 3000, should be selected.

FROM COMPRESSOR TO REFRIGERATION DRYER:
Multiply by correction factors



FROM APPLICATION TO REFRIGERATION DRYER:
Divide by correction factors



DRYPOINT® RA/AC: Options

Anti-corrosion coating (TAC)

- » Extends the service life of the dryer in aggressive ambient air (e.g. salty air, ammoniac)
- » Coating is applied on all copper components and alloys

Model	Order number	Extra charge (€)	Total price (€)
DRYPOINT® RA 20/AC	4017192	200	1.468
DRYPOINT® RA 35/AC	4017193	200	1.552
DRYPOINT® RA 50/AC	4017194	200	1.663
DRYPOINT® RA 70/AC	4017195	200	1.885
DRYPOINT® RA 110/AC	4017196	200	2.327
DRYPOINT® RA 135/AC	4017197	200	2.659
DRYPOINT® RA 190/AC	4017198	300	3.324
DRYPOINT® RA 240/AC	4017199	300	3.877
DRYPOINT® RA 330/AC	4017200	300	4.653
DRYPOINT® RA 370/AC	4017201	300	4.985
DRYPOINT® RA 490/AC	4017202	500	6.536
DRYPOINT® RA 630/AC	4017203	500	7.864
DRYPOINT® RA 750/AC	4017204	500	9.083
DRYPOINT® RA 870/AC	4017205	500	10.189
DRYPOINT® RA 960/AC	4017206	500	10.855
DRYPOINT® RA 1080/AC	4017214	600	12.073
DRYPOINT® RA 1300/AC	4017215	600	13.512
DRYPOINT® RA 1490/AC	4017216	600	15.948
DRYPOINT® RA 1800/AC	4017217	600	17.831
DRYPOINT® RA 2200/AC	4017218	600	19.493
DRYPOINT® RA 2400/AC	4017219	1.000	21.596
DRYPOINT® RA 3000/AC	4017220	1.000	23.257
DRYPOINT® RA 3600/AC	4017221	1.000	26.026
DRYPOINT® RA 4400/AC	4017222	1.000	29.902
DRYPOINT® RA 5400/AC	4017223	1.500	38.209
DRYPOINT® RA 6600/AC	4017224	1.500	47.068
DRYPOINT® RA 7200/AC	4017225	2.000	50.390
DRYPOINT® RA 8800/AC	4017226	2.000	66.448
DRYPOINT® RA 10800/AC	4038214	2.500	81.399
DRYPOINT® RA 13200/AC	4038215	2.500	96.903

Oil-free version (OF)

- » Refrigeration dryers are cleaned oil-free using a special procedure

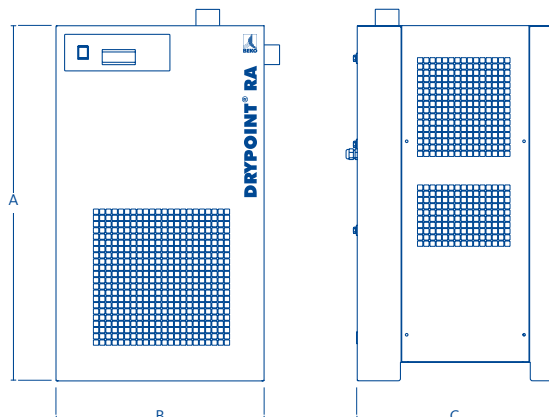
Extra charge per dryer

€ 450



DRYPOINT® RA/WC: Compressed-air refrigeration dryer, water-cooled

- › Efficient drying through highly effective hard-soldered plate heat exchanger
- › Stable pressure dew point of +3°C by utilising a hot gas bypass valve with external pressure equalisation
- › Sturdy and maintenance-free condenser (water impinged)
- › Optimum protection of the refrigeration cycle via low- and high-pressure switch (standard feature as of the 490 model)
- › Equipped with BEKOMAT® as standard
- › Central control panel to inspect the function of the dryer and monitor the integrated BEKOMAT®
- › Cost-effective and simple maintenance process
- › RS485 ModBus interface (from DRYPOINT® RA 1080)



DRYPOINT® RA	330 / WC	370 / WC	490 / WC	630 / WC	750 / WC	870 / WC	960 / WC
Volume flow (m³/h) at 3 °C	330	372	486	630	750	870	960
Power consumption (kW)	0,62	0,76	0,83	0,95	1,15	1,23	1,32
Pressure loss (Δp bar)	0,15	0,18	0,09	0,13	0,07	0,13	0,15
Air connection	G1 1/2" BSP-F	G1 1/2" BSP-F	G2" BSP-F	G2" BSP-F	G2 1/2" BSP-F	G2 1/2" BSP-F	G2 1/2" BSP-F

Dimensions

A (mm)	885	885	975	975	1105	1105	1105
B (mm)	555	555	555	555	665	665	665
C (mm)	580	580	625	625	725	725	725
Weight (kg)	53	61	89	91	138	147	158

Price group 51

Order ref.	4017152	4017153	4017154	4017155	4017156	4017157	4017158
Price (€)	4.431	4.985	6.093	7.200	8.307	9.415	9.968

All models equipped with BEKOMAT® condensate drain as standard.

In order to protect the dryer we recommend fitting a CLEARPOINT® coarse filter (CX, 25µm) upstream of the dryer inlet. In the event of high oil entry, we recommend a CLEARPOINT® fine filter (FX, 1µm).

Correction factor (CF)

In the case of divergent operating pressure: Divide volume flow by factor

bar [g]	4	5	6	7	8	10	12	14
CF	0,77	0,86	0,93	1,00	1,05	1,14	1,21	1,27

Where the cooling water is of a divergent temperature: Divide volume flow by factor

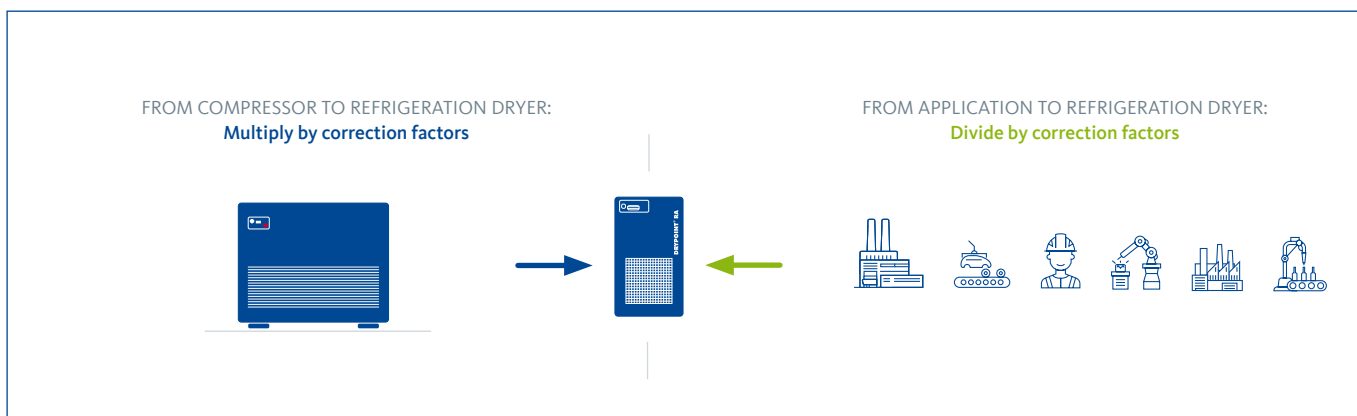
°C	25	30	35	40	45	50
CF	1,00	0,96	on request			

In the case of divergent inlet temperature: Divide volume flow by factor

°C	25	30	35	40	45	50	55	60
CF	1,27	1,21	1,00	0,84	0,70	0,57	0,48	0,42

In the case of divergent pressure dew point: Divide volume flow by factor

°C	3	5	7	10
CF	1,0	1,09	1,19	1,37





Operating conditions		Reference conditions according to DIN / ISO 7183		Electrical connection (Other voltage ratings on request)	
Maximum compressed air inlet temperature	+70 °C	Volume flow (m³/h) at	+20 °C, 1 bar [g]	RA 330 – RA 960 with control DMC 18	230 V, 1 Ph, 50 Hz
Min. ...max. operating pressure RA 330 – RA 960	4 ... 14 bar [g]	Operating pressure	7 bar [g]	RA 1080 – RA 13200 with control DMC 24	400 V, 3 Ph, 50Hz
Min. ...max. operating pressure RA 1080 – RA 13200	4 ... 14 bar [g]	Compressed air inlet temperature	+35 °C		
Min. ... max. ambient temperature	+2 ... +50 °C	Cooling water temperature	+25 °C		
Refrigerant RA330 - RA13200	R407C	Inlet humidity	saturated		
		Pressure dew point	+3 °C		

Special applications, e.g. seawater cooling, available on request.

DRYPOINT® RA	1080 / WC	1300 / WC	1490 / WC	1800 / WC	2200 / WC	2400 / WC	3000 / WC	3600 / WC
Volume flow (m³/h) at 3 °C	1080	1260	1500	1800	2208	2400	3000	3600
Power consumption (kW)	1,88	2,32	2,40	2,65	3,00	3,80	3,90	4,65
Pressure loss (Δp bar)	0,17	0,21	0,13	0,19	0,26	0,21	0,14	0,20
Air connection	DN80-PN16	DN80-PN16	DN80-PN16	DN80-PN16	DN80-PN16	DN100-PN16	DN100-PN16	DN100-PN16

Dimensions

A (mm)	1465	1465	1465	1465	1465	1750	1750	1750
B (mm)	790	790	790	790	790	1135	1135	1135
C (mm)	1000	1000	1000	1000	1000	1205	1205	1205
Weight (kg)	225	227	256	257	288	431	498	500

Price group 51

Order ref.	4017166	4017167	4017168	4017169	4017170	4017171	4017172	4017173
Price (€)	11.629	13.014	14.952	16.613	18.827	20.490	22.150	24.453

DRYPOINT® RA	4400 / WC	5400 / WC	6600 / WC	7200 / WC	8800 / WC	10800 / WC	13200 / WC
Volume flow (m³/h) 3 °C	4416	5400	6624	7200	8832	10800	13248
Power consumption (kW)	5,50	7,00	9,35	9,45	14,90	15,8	18,7
Pressure loss (Δp bar)	0,26	0,20	0,26	0,20	0,26	0,22	0,26
Air connection	DN100-PN16	DN150-PN16	DN150-PN16	DN200-PN16	DN200-PN16	DN200-PN16	DN200-PN16

Dimensions

A (mm)	1750	1810	1810	1870	1870	2192	2192
B (mm)	1135	1300	1300	1400	1400	1450	1450
C (mm)	1205	1750	1750	2200	2200	2250	2250
Weight (kg)	562	770	940	1055	1200	1450	1650

Price group 51

Order ref.	4017174	4017175	4017176	4017177	4017178	4029847	4029848
Price (€)	28.257	33.691	43.191	46.513	58.696	71.985	88.597

All models equipped with BEKOMAT® condensate drain as standard.
In order to protect the dryer we recommend fitting a CLEARPOINT® coarse filter (CX, 25µm) upstream of the dryer inlet. In the event of high oil entry, we recommend a CLEARPOINT® fine filter (FX, 1µm).

Correction factor (CF)

In the case of divergent operating pressure: Divide volume flow by factor

bar [g]	4	5	6	7	8	10	12	14
CF	0,77	0,86	0,93	1,00	1,05	1,14	1,21	1,27

Where the cooling water is of a divergent temperature: Divide volume flow by factor

°C	25	30	35	40	45	50
CF	1,00	0,95	on request			

In the case of divergent inlet temperature: Divide volume flow by factor

°C	25	30	35	40	45	50	55	60
CF	1,26	1,20	1,00	0,81	0,68	0,57	0,46	0,38

In the case of divergent pressure dew point: Divide volume flow by factor

°C	3	5	7	10
CF	1,00	1,09	1,19	1,37



DRYPOINT® RA/WC: Compressed-air refrigeration dryer, water-cooled

Cooling water specification

	Standard water impinging condenser (WC)	Tubular heat exchanger (WC-TBH)
	<ul style="list-style-type: none"> » Plate heat exchanger » Suitable for treated cooling water 	<ul style="list-style-type: none"> » Tubular condenser » Suitable for non-treated/hard cooling water » Cooling with sea water on request
pH value	7,5 -> 9,0	7,5 -> 9,0
Total hardness	6,0 -> 15 °dH	6,0 -> 15 °dH
Conductivity	10 -> 500 µS/cm	10 -> 1000 µS/cm
Chloride	< 5 mg/l or ppm	< 50 mg/l or ppm
Total iron	< 0,2 mg/l or ppm	< 0,5 mg/l or ppm

Always state the precise water specification with your order.

DRYPOINT® RA/WC: Options

DRYPOINT RA/WC-TBH (tubular heat exchanger)		
Model	Order number	Price (€)
DRYPOINT® RA 1080/WC-TBH	4017179	12.958
DRYPOINT® RA 1300/WC-TBH	4017180	14.066
DRYPOINT® RA 1490/WC-TBH	4017181	16.282
DRYPOINT® RA 1800/WC-TBH	4017182	17.942
DRYPOINT® RA 2200/WC-TBH	4017183	20.156
DRYPOINT® RA 2400/WC-TBH	4017184	22.041
DRYPOINT® RA 3000/WC-TBH	4017185	23.701
DRYPOINT® RA 3600/WC-TBH	4017186	25.915
DRYPOINT® RA 4400/WC-TBH	4017187	29.239
DRYPOINT® RA 5400/WC-TBH	4017188	36.326
DRYPOINT® RA 6600/WC-TBH	4017189	46.293
DRYPOINT® RA 7200/WC-TBH	4017190	49.616
DRYPOINT® RA 8800/WC-TBH	4017191	61.798
DRYPOINT® RA 10800/WC-TBH	4038212	76.084
DRYPOINT® RA 13200/WC-TBH	4038213	97.456
DRYPOINT® RA 14400/WC-TBH	on request	
DRYPOINT® RA 17600/WC-TBH		

Oil-free version (OF)

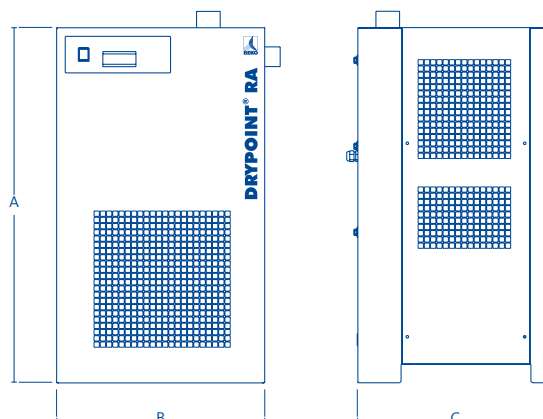
» Refrigeration dryers are cleaned oil-free using a special procedure

Extra charge per dryer

€ 450

**DRYPOINT® RA/AC eco: Compressed-air refrigeration dryer, air-cooled****Energy-saving dryer with CYCLE MODE (20-960m³/h)**

- › Adaptation of power consumption to changed operating conditions
- › Energy saving with fluctuating volume flow
- › Refrigerant compressor and condenser fan are switched off depending on requirements
- › Active contribution to sustainability
- › Lowest pressure losses due to flow-optimised heat exchanger design
- › Lowest energy input due to balanced refrigerant compressor technology
- › No compressed air loss due to effective condensate drainage with integrated BEKOMAT®



DRYPOINT® RA	20 / AC eco	35 / AC eco	50 / AC eco	70 / AC eco	110 / AC eco	135 / AC eco	190 / AC eco
Volume flow (m³/h) at +3 °C	21	33	51	72	108	138	186
Power consumption (kW)							
100% load	0,16	0,18	0,22	0,23	0,31	0,46	0,69
50% load	0,11	0,13	0,17	0,17	0,22	0,34	0,51
0% load	0,05	0,05	0,07	0,07	0,08	0,12	0,13
Pressure loss (Δp bar)	0,02	0,03	0,08	0,11	0,13	0,17	0,15
Air connection	G1/2" BSP-F	G1/2" BSP-F	G1/2" BSP-F	G1/2" BSP-F	G1" BSP-F	G1" BSP-F	G1 1/4" BSP-F

Dimensions

A (mm)	740	740	740	740	740	740	825
B (mm)	345	345	345	345	345	345	485
C (mm)	420	420	420	420	420	420	455
Weight (kg)	28	29	31	34	36	37	46

Price group 51

Order ref.	4028305	4028306	4028307	4028308	4028309	4028310	4028311
Price (€)	1.576	1.685	1.809	2.035	2.548	2.881	3.545

DRYPOINT® RA	240 / AC eco	330 / AC eco	370 / AC eco	490 / AC eco	630 / AC eco	750 / AC eco	870 / AC eco	960 / AC eco
Volume flow (m³/h) at +3 °C	240	330	372	486	630	750	870	960
Power consumption (kW)								
100% load	0,75	0,70	0,84	0,98	1,10	1,45	1,69	1,73
50% load	0,53	0,47	0,58	0,71	0,79	1,00	1,15	1,22
0% load	0,19	0,09	0,14	0,14	0,17	0,20	0,22	0,25
Pressure loss (Δp bar)	0,20	0,15	0,18	0,09	0,13	0,07	0,13	0,15
Air connection	G1 1/4" BSP-F	G1 1/2" BSP-F	G1 1/2" BSP-F	G2" BSP-F	G2" BSP-F	G2 1/2" BSP-F	G2 1/2" BSP-F	G2 1/2" BSP-F

Dimensions

A (mm)	825	885	885	975	975	1105	1105	1105
B (mm)	485	555	555	555	555	665	665	665
C (mm)	455	580	580	625	625	725	725	725
Weight (kg)	50	55	63	92	94	141	150	161

Price group 51

Order ref.	4028312	4028313	4028314	4028315	4028316	4028317	4028318	4028319
Price (€)	4.210	4.985	5.538	6.867	8.307	9.415	10.523	11.629

All models equipped with BEKOMAT® condensate drain as standard.

In order to protect the dryer we recommend fitting a CLEARPOINT® coarse filter (CX, 25µm) upstream of the dryer inlet. In the event of high oil entry, we recommend a CLEARPOINT® fine filter (FX, 1µm).



Operating conditions		Reference conditions according to DIN / ISO 7183		Electrical connection (Other voltage ratings on request)	
Maximum compressed air inlet temperature	+70 °C	Volume flow (m³/h) at	20 °C , 1 bar [g]	RA 20 eco – RA 110 eco with control DMC 51	230 V, 1 Ph, 50 ... 60 Hz
Min. ... max. operating pressure RA 20 eco – RA 70 eco	4 ... 16 bar [g]	Operating pressure	7 bar [g]	RA 135 eco – RA 960 eco with control DMC 51	230 V, 1 Ph, 50 Hz
Min. ... max. operating pressure RA 110 eco – RA 960 eco	4 ... 14 bar [g]	Compressed air inlet temperature	+35 °C		
Min. ... max. ambient temperature	+1 ... +50 °C	Cooling-air temperature	+25 °C		
Refrigerant RA20 eco - RA135 eco	R134.a	Inlet humidity	saturated		
Refrigerant RA190 eco - RA960 eco	R407C	Pressure dew point	+3 °C		

Correction factor

In the case of divergent operating pressure: Divide volume flow by factor

bar [g]	4	5	6	7	8	10	12	14
Correction factor	0,77	0,86	0,93	1,00	1,05	1,14	1,21	1,27

In the case of divergent ambient temperature: Divide volume flow by factor

°C	25	30	35	40	45	50
Correction factor	1,00	0,96	0,91	0,85	0,76	0,64

In the case of divergent inlet temperature: Divide volume flow by factor

°C	25	30	35	40	45	50	55	60	65	70
Correction factor	1,27	1,21	1,00	0,84	0,70	0,57	0,48	0,42	on request	

In the case of divergent pressure dew point: Divide volume flow by factor

°C	3	5	7	10
Correction factor	1,00	1,09	1,19	1,37

Calculation example for the selection of a dryer

You have the following operational parameters:

Parameter	Value	Correction factor
Volume flow rate:	100 m³/h	-
Operating pressure:	8 bar [g]	1,05
Operating ambient temperature:	+40 °C	0,85
Inlet temperature:	+45 °C	0,70
Desired pressure dew point:	+5 °C	1,09

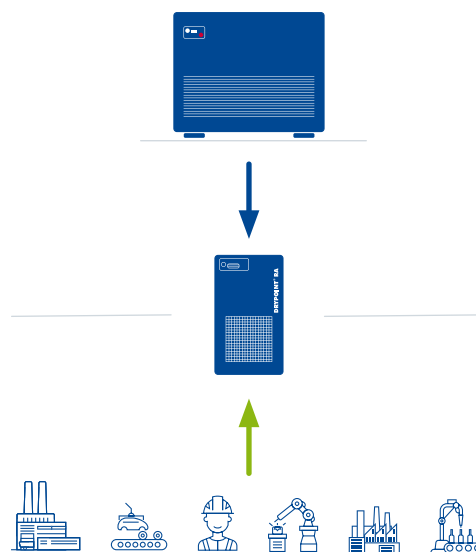
Calculation of the volume flow for stated operational parameters:

$$V_2 = \frac{V_1}{\text{Correction factors}} = \frac{100 \text{ m}^3/\text{h}}{1,05 \times 0,85 \times 0,70 \times 1,09} = 146,84 \text{ m}^3/\text{h}$$

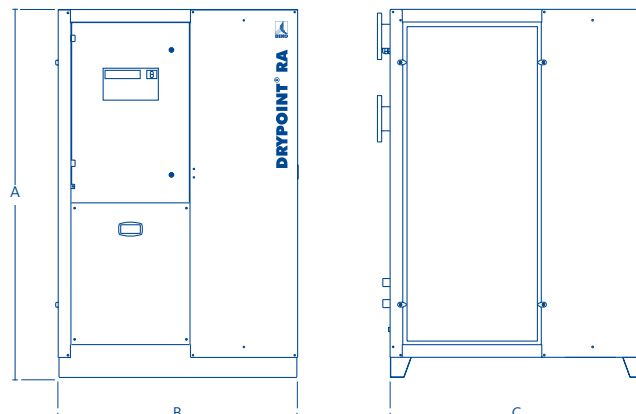
Result:

For a volume flow of 146,84 m³/h the DRYPOINT® RA 190/AC **eco** is the right choice.

FROM COMPRESSOR TO REFRIGERATION DRYER:
Multiply by correction factors



FROM APPLICATION TO REFRIGERATION DRYER:
Divide by correction factors

**DRYPOINT® RA/AC eco: Compressed-air refrigeration dryer, air-cooled****FREQUENCY-CONTROLLED energy-saving dryer (1300-17.600m³/h)**

- › Adaptation of power consumption to changed operating conditions
- › Energy saving with fluctuating volume flow
- › Power consumption is adapted close to the actual compressed air requirement
- › Active contribution to sustainability
- › Lowest pressure losses due to flow-optimised heat exchanger design
- › Lowest energy input due to balanced refrigerant compressor technology
- › No compressed air loss due to effective condensate drainage with integrated BEKOMAT®
- › Intuitive touch screen for controlling and monitoring the system
- › RS485 ModBus interface

DRYPOINT® RA	1300 / AC eco	1800 / AC eco	2200 / AC eco	2400 / AC eco	2900 / AC eco	3600 / AC eco
Volume flow (m³/h) at +3 °C	1260	1800	2208	2400	2900	3600
Power consumption (kW)						
100% load	2,20	3,30	3,90	4,00	4,70	6,50
50% load	1,00	1,30	1,50	1,70	2,00	2,50
0% load	0,30	0,40	0,40	0,40	0,40	0,50
Pressure loss (Δp bar)	0,21	0,19	0,26	0,21	0,13	0,20
Air connection	DN80 – PN16	DN80 – PN16	DN80 – PN16	DN100 – PN16	DN100 – PN16	DN100 – PN16

Dimensions

A (mm)	1465	1465	1465	1750	1750	1750
B (mm)	790	790	790	1135	1135	1135
C (mm)	1000	1000	1000	1205	1205	1205
Weight (kg)	248	282	317	470	545	549

Price group 51

Order ref.	4028323	4028324	4028325	4028326	4028327	4028328
Price (€)	16.613	21.596	23.257	25.997	29.388	31.010

DRYPOINT® RA	4400 / AC eco	5400 / AC eco	6600 / AC eco	7200 / AC eco	8800 / AC eco	10800 / AC eco
Volume flow (m³/h) at +3 °C	4416	5400	6624	7200	8832	10800
Power consumption (kW)						
100% load	7,70	8,70	11,30	11,40	14,30	17,70
50% load	3,00	3,90	5,00	5,50	7,20	6,30
0% load	0,60	1,00	1,30	1,50	1,60	1,60
Pressure loss (Δp bar)	0,26	0,20	0,26	0,20	0,26	0,22
Air connection	DN100 – PN16	DN150 – PN16	DN150 – PN16	DN200 – PN16	DN200 – PN16	DN200 – PN16

Dimensions

A (mm)	1750	1810	1810	1870	1870	2440
B (mm)	1135	1300	1300	1400	1400	1547
C (mm)	1205	1750	1750	2200	2200	2166
Weight (kg)	621	830	940	1055	1200	1650

Price group 51

Order ref.	4028329	4028330	4028331	4028332	4028333	4036136
Price (€)	37.101	47.473	54.266	59.804	74.200	94.134

All models equipped with BEKOMAT® condensate drain as standard.
In order to protect the dryer we recommend fitting a CLEARPOINT® coarse filter (CX, 25µm) upstream of the dryer inlet. In the event of high oil entry, we recommend a CLEARPOINT® fine filter (FX, 1µm).



Operating conditions		Reference conditions according to DIN / ISO 7183		Electrical connection (Other voltage ratings on request)	
Maximum compressed air inlet temperature	+70 °C	Volume flow (m³/h) at	+20 °C, 1 bar [g]	RA 1300 eco – RA 10800 eco with control DMC 50	400 V, 3 Ph, 50 Hz
Min. ... max. operating pressure RA 1300 eco – RA 10800 eco	4 ... 14 bar [g]	Operating pressure	7 bar [g]		
Min. ... max. ambient temperature	+1 ... +50 °C	Compressed air inlet temperature	+35 °C		
Refrigerant RA1300 eco – RA10800 eco	R407C	Cooling-air temperature	+25 °C		
		Inlet humidity	saturated		
		Pressure dew point	+3 °C		

Correction factor

In the case of divergent operating pressure: Divide volume flow by factor

bar [g]	4	5	6	7	8	10	12	14
Correction factor	0,77	0,86	0,93	1,00	1,05	1,14	1,21	1,27

In the case of divergent ambient temperature: Divide volume flow by factor

°C	25	30	35	40	45	50
Correction factor	1,00	0,95	0,93	0,85	0,73	0,58

In the case of divergent inlet temperature: Divide volume flow by factor

°C	25	30	35	40	45	50	55	60	65	70
Correction factor	1,26	1,20	1,00	0,81	0,68	0,57	0,46	0,38	on request	

In the case of divergent pressure dew point: Divide volume flow by factor

°C	3	5	7	10
Correction factor	1,00	1,09	1,19	1,37

Calculation example for the selection of a dryer

You have the following operational parameters:

Parameter	Value	Correction factor
Volume flow rate:	1400 m³/h	-
Operating pressure:	8 bar [g]	1,05
Operating ambient temperature:	+40 °C	0,85
Inlet temperature:	+45 °C	0,68
Desired pressure dew point:	+5 °C	1,09

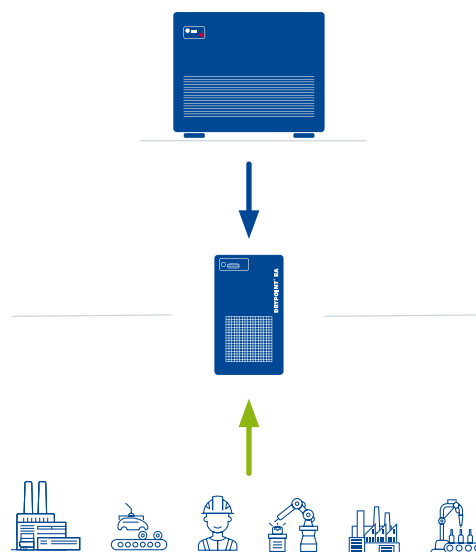
Calculation of the volume flow for stated operational parameters:

$$V_2 = \frac{V_1}{\text{Correction factors}} = \frac{1.400 \text{ m}^3/\text{h}}{1,05 \times 0,85 \times 0,68 \times 1,09} = 2.116,33 \text{ m}^3/\text{h}$$

Result:

For a volume flow of 1400 m³/h the DRYPOINT RA/AC 2200 **eco** is the right choice under the given operating parameters. If the volume flow rate calculated using the correction factors is close to the volume flow rate limit, the refrigeration dryer can be under-dimensioned under changed operating conditions (e.g. inlet temperature 10°C higher). We recommend larger dimensioning of the dryer.

FROM COMPRESSOR TO REFRIGERATION DRYER:
Multiply by correction factors



FROM APPLICATION TO REFRIGERATION DRYER:
Divide by correction factors



DRYPOINT® R-refrigeration dryer: Options

Anti-corrosion coating (TAC)

- » Extends the service life of the dryer in aggressive ambient air (e.g. salty air, ammoniac)
- » Coating is applied on all copper components and alloys

Model	Order number	Extra charge (€)	Total price (€)
DRYPOINT® RA 20/AC eco	4037870	300	1.902
DRYPOINT® RA 35/AC eco	4037871	300	1.995
DRYPOINT® RA 50/AC eco	4037872	300	2.120
DRYPOINT® RA 70/AC eco	4037873	300	2.327
DRYPOINT® RA 110/AC eco	4037474	300	3.214
DRYPOINT® RA 135/AC eco	4037874	300	3.214
DRYPOINT® RA 190/AC eco	4037875	400	3.988
DRYPOINT® RA 240/AC eco	4037876	400	4.653
DRYPOINT® RA 330/AC eco	4037877	400	5.428
DRYPOINT® RA 370/AC eco	4037878	400	5.982
DRYPOINT® RA 490/AC eco	4037879	700	7.644
DRYPOINT® RA 630/AC eco	4037880	700	9.083
DRYPOINT® RA 750/AC eco	4037881	700	10.189
DRYPOINT® RA 870/AC eco	4037882	700	11.297
DRYPOINT® RA 960/AC eco	4032868	700	12.405

Further dryers on request

Oil-free version (OF)

- » Refrigeration dryers are cleaned oil-free using a special procedure

Extra charge per dryer	€ 450
------------------------	-------

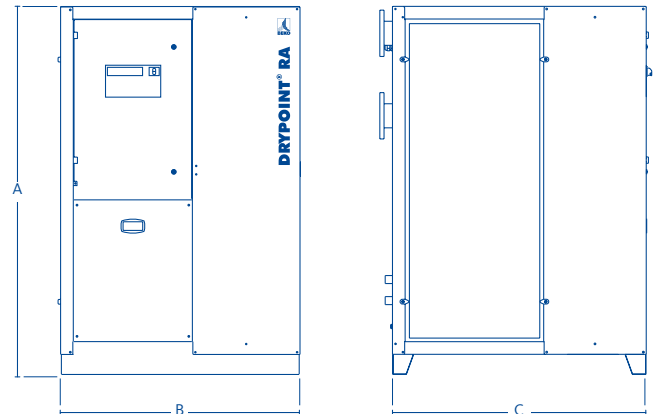


DRYPOINT® RA/WC eco: Compressed-air refrigeration dryer, water-cooled



FREQUENCY-CONTROLLED energy-saving dryer (1300-17600m³/h)

- › Adaptation of power consumption to changed operating conditions
- › Energy saving with fluctuating volume flow
- › Power consumption is adapted close to the actual compressed air requirement
- › Active contribution to sustainability
- › Lowest pressure losses due to flow-optimised heat exchanger design
- › Lowest energy input due to balanced refrigerant compressor technology
- › No compressed air loss due to effective condensate drainage with integrated BEKOMAT®
- › Hard-soldered plate heat exchanger (cooling water to refrigerant)
- › Tubular heat exchanger available as an option for non-treated cooling water
- › Intuitive touch screen for controlling and monitoring the system
- › RS485 ModBus interface



DRYPOINT® RA	1300 / WC eco	1800 / WC eco	2200 / WC eco	2400 / WC eco	2900 / WC eco	3600 / WC eco
Volume flow (m³/h) at +3 °C	1260	1800	2208	2400	3000	3600
Power consumption (kW)						
100% load	2,0	2,6	3,2	3,6	4,1	5,3
50% load	0,9	1,2	1,4	1,6	1,8	2,3
0% load	0,3	0,3	0,4	0,4	0,4	0,5
Pressure loss (Δp bar)	0,21	0,19	0,26	0,21	0,14	0,20
Air connection	DN80 – PN16	DN80 – PN16	DN80 – PN16	DN100 – PN16	DN100 – PN16	DN100 – PN16

Dimensions

A (mm)	1465	1465	1465	1750	1750	1750
B (mm)	790	790	790	1135	1135	1135
C (mm)	1000	1000	1000	1205	1205	1205
Weight (kg)	231	261	292	435	502	506

Price group 51

Order ref.	4032237	4032129	4032238	4032239	4032240	4032241
Price (€)	15.759	19.935	22.704	24.586	27.714	29.902

DRYPOINT® RA	4400 / WC eco	5400 / WC eco	6600 / WC eco	7200 / WC eco	8800 / WC eco	10800 / WC eco
Volume flow (m³/h) at +3 °C	4416	5400	6624	7200	8832	10800
Power consumption (kW)						
100% load	6,5	7,2	9,2	9,4	11,5	12,6
50% load	2,7	3,6	4,6	5,1	6,6	6,2
0% load	0,6	1,0	1,2	1,5	1,5	1,6
Pressure loss (Δp bar)	0,26	0,20	0,6	0,20	0,6	0,22
Air connection	DN100 – PN16	DN150 – PN16	DN150 – PN16	DN200 – PN16	DN200 – PN16	DN200 – PN16

Dimensions

A (mm)	1750	1810	1810	1870	1870	2268
B (mm)	1135	1300	1300	1400	1400	1451
C (mm)	1205	1750	1750	2200	2200	2166
Weight (kg)	568	780	950	1065	1210	1650

Price group 51

Order ref.	4032242	4033001	4033002	4033003	4033004	4036107
Price (€)	34.332	40.977	51.498	55.928	70.325	86.382

Further sizes on request. All models equipped with BEKOMAT® condensate drain as standard.

In order to protect the dryer we recommend fitting a CLEARPOINT® coarse filter (CX, 25µm) upstream of the dryer inlet. In the event of high oil entry, we recommend a CLEARPOINT® fine filter (FX, 1µm).



Operating conditions		Reference conditions according to DIN / ISO 7183		Electrical connection (Other voltage ratings on request)	
Maximum compressed air inlet temperature	+70 °C	Volume flow (m³/h) at	+20 °C, 1 bar [g]	RA 1300 eco – RA 10800 eco With control DMC 50	400 V, 3 Ph, 50 Hz
Min. ... max. operating pressure RA 1300 eco – RA 10800 eco	4 ... 14 bar [g]	Operating pressure	7 bar [g]		
Min. ... max. cooling water temperature	+15 ... +30 °C > +30°C on request	Compressed air inlet temperature	+35 °C		
Refrigerant RA 1300/WC eco	R134.a	Cooling water temperature	+30 °C		
Refrigerant RA 1800 – RA 10800/WC eco	R407.a	Inlet humidity	saturated		
		Pressure dew point	+3 °C		

Correction factor

In the case of divergent operating pressure: Divide volume flow by factor

bar [g]	4	5	6	7	8	10	12	14
Correction factor	0,77	0,86	0,93	1,00	1,05	1,14	1,1	1,27

Where the cooling water is of a divergent temperature Divide volume flow by factor

°C	15	20	25	30	35	40
Correction factor	1,00	1,00	1,00	1,00	on request	on request

In the case of divergent inlet temperature: Divide volume flow by factor

°C	25	30	35	40	45	50	55	60	65	70
Correction factor	1,20	1,12	1,00	0,83	0,69	0,59	0,50	0,44	on request	on request

In the case of divergent pressure dew point: Divide volume flow by factor

°C	3	5	7	10
Correction factor	1,00	1,09	1,19	1,37

Calculation example for the selection of a dryer

You have the following operational parameters:

Parameter	Value	Correction factor
Volume flow rate:	1.400 m³/h	-
Operating pressure:	8 bar [g]	1,05
Operating ambient temperature:	+40 °C	not relevant
Cooling water temperature:	+30 °C	1,00
Inlet temperature:	+45 °C	0,69
Desired pressure dew point:	+5 °C	1,09

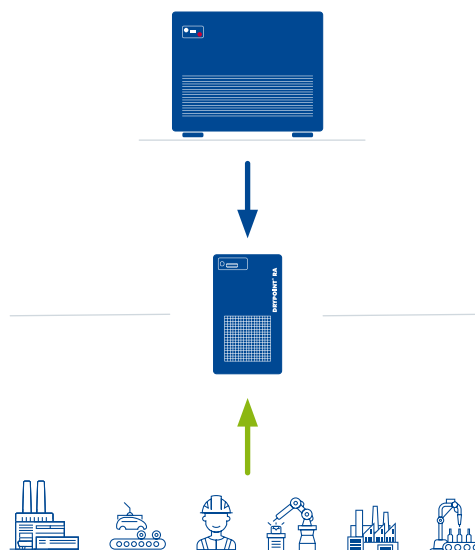
Calculation of the volume flow for stated operational parameters:

$$V_2 = \frac{V_1}{\text{Correction factors}} = \frac{1.400 \text{ m}^3/\text{h}}{1,05 \times 1,00 \times 0,69 \times 1,09} = 1.722,81 \text{ m}^3/\text{h}$$

Result:

For a volume flow of 1.400 m³/h the DRYPOINT RA/AC 2200 **eco** is the right choice under the given operating parameters. If the volume flow rate calculated using the correction factors is close to the volume flow rate limit, the refrigeration dryer can be under-dimensioned under changed operating conditions (e.g. inlet temperature 10°C higher). We recommend larger dimensioning of the dryer.

FROM COMPRESSOR TO REFRIGERATION DRYER:
Multiply by correction factors



FROM APPLICATION TO REFRIGERATION DRYER:
Divide by correction factors



DRYPOINT® RA/WC eco: Compressed-air refrigeration dryer, water-cooled

Cooling water specification:

	Standard water impinged condenser (WC eco)	Tubular heat exchanger (WC-TBH eco)
	<ul style="list-style-type: none"> » Hard-soldered plate heat exchanger » Suitable for treated cooling water 	<ul style="list-style-type: none"> » Tubular condenser » Suitable for non-treated / hard cooling water » Cooling with sea water on request
pH value	7,5 -> 9,0	7,5 -> 9,0
Total hardness	6,0 -> 15 °dH	6,0 -> 15 °dH
Conductivity	10 -> 500 µS/cm	10 -> 1000 µS/cm
Chloride	< 5 mg/l or ppm	< 50 mg/l or ppm
Total iron	< 0,2 mg/l or ppm	< 0,5 mg/l or ppm

Always state the precise water specification with your order.

DRYPOINT® RA/WC eco: Options

DRYPOINT® RA/WC-TBH eco (tubular heat exchanger)

Model	Order number	Price (€)
DRYPOINT® RA 1300/WC-TBH eco	4037277	17.721
DRYPOINT® RA 1800/WC-TBH eco	4037282	22.150
DRYPOINT® RA 2200/WC-TBH eco	4037283	24.920
DRYPOINT® RA 2400/WC-TBH eco	4037284	26.580
DRYPOINT® RA 2900/WC-TBH eco	4037285	28.794
DRYPOINT® RA 3600/WC-TBH eco	4037286	31.564
DRYPOINT® RA 4400/WC-TBH eco	4037287	36.547
DRYPOINT® RA 5400/WC-TBH eco	4037288	44.079
DRYPOINT® RA 6600/WC-TBH eco	4037289	54.599
DRYPOINT® RA 7200/WC-TBH eco	4034041	59.028
DRYPOINT® RA 8800/WC-TBH eco	4037290	73.425
DRYPOINT® RA 10800/WC-TBH eco	4039535	90.812
DRYPOINT® RA 13200/WC-TBH eco	on request	
DRYPOINT® RA 14400/WC-TBH eco		
DRYPOINT® RA 17600/WC-TBH eco		

Oil-free version (OF)

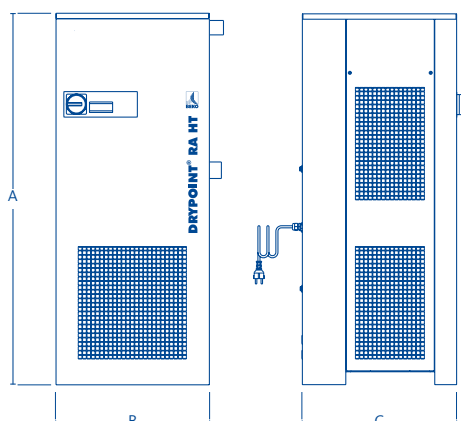
» Refrigeration dryers are cleaned oil-free using a special procedure

Extra charge per dryer	€ 450
------------------------	-------



DRYPOINT® RA/AC HT: Compressed-air refrigeration dryer for high inlet temperatures

- › Integrated preliminary cooler and preliminary filter
- › Compressed air inlet temperatures up to +100°C
- › RS485 ModBus Interface



Operating conditions

Maximum compressed air inlet temperature	+100 °C
Min. ...max. operating pressure RA 5 – RA 100	4 ... 14 bar [g]
Min. ... max. ambient temperature	+2 ... +50 °C

Reference conditions according to DIN / ISO 7183

Volume flow rate in m ³ /h relative to	+20 °C, 1 bar [g]
Operating pressure	7 bar [g]
Compressed air inlet temperature	+80 °C
Cooling-air temperature	+32 °C
Pressure dew point	7 °C

Electrical connection (other voltage ratings on request)

RA 5 / AC HT – RA 100 / AC HT	230 V, 1 Ph, 50 Hz
-------------------------------	--------------------

DRYPOINT® RA	5 / AC HT	8 / AC HT	12 / AC HT	18 / AC HT	23 / AC HT	30 / AC HT
Volume flow (m ³ /h)	33	51	72	108	138	186
Power consumption (kW)	0,25	0,27	0,35	0,54	0,64	0,85
Pressure loss (Δp bar)	0,08	0,18	0,26	0,20	0,35	0,28
Air connection	G1/2" BSP-F	G1/2" BSP-F	G1/2" BSP-F	G1" BSP-F	G1" BSP-F	G1 1/4" BSP-F

Dimensions

	5 / AC HT	8 / AC HT	12 / AC HT	18 / AC HT	23 / AC HT	30 / AC HT
A (mm)	645	645	645	1130	1130	1240
B (mm)	425	425	425	410	410	510
C (mm)	415	415	415	465	465	515
Weight (kg)	30	31	33	50	51	61

Price group 51

Order ref.	5 / AC HT	8 / AC HT	12 / AC HT	18 / AC HT	23 / AC HT	30 / AC HT
	4013966	4014914	4022770	4021663	4022620	4022823
Price (€)	2.262	2.548	2.881	3.434	3.877	4.985

DRYPOINT® RA	40 / AC HT	55 / AC HT	60 / AC HT	80 / AC HT	100 / AC HT
Volume flow (m ³ /h)	240	330	372	486	630
Power consumption (kW)	0,86	0,94	1,15	1,65	2,05
Pressure loss (Δp bar)	0,34	0,22	0,25	0,29	0,32
Air connection	G1 1/4" BSP-F	G1 1/2" BSP-F	G1 1/2" BSP-F	G2" BSP-F	G2" BSP-F

Dimensions

	40 / AC HT	55 / AC HT	60 / AC HT	80 / AC HT	100 / AC HT
A (mm)	1240	1400	1400	1500	1500
B (mm)	510	560	560	710	710
C (mm)	515	595	595	775	775
Weight (kg)	66	75	84	132	138

Price group 51

Order ref.	40 / AC HT	55 / AC HT	60 / AC HT	80 / AC HT	100 / AC HT
	4022621	4022824	4022825	4022826	4022609
Price (€)	5.759	7.200	7.975	9.968	11.629

All models equipped with BEKOMAT® condensate drain as standard.

Correction factor (CF)

In the case of divergent operating pressure: Divide volume flow by factor

bar [g]	4	5	7	8	10	12	14
CF	0,77	0,6	1,00	1,05	1,14	1,21	1,27

In the case of divergent ambient temperature: Divide volume flow by factor

°C	25	30	32	35	40	45	50
CF	1,06	1,02	1,00	0,96	0,87	0,77	0,64

In the case of divergent inlet temperature: Divide volume flow by factor

°C	60	70	80	90	100
CF	1,12	1,07	1,00	0,86	0,74

In the case of divergent pressure dew point: Divide volume flow by factor

°C	3	5	7	10
CF	0,78	0,90	1,00	1,12

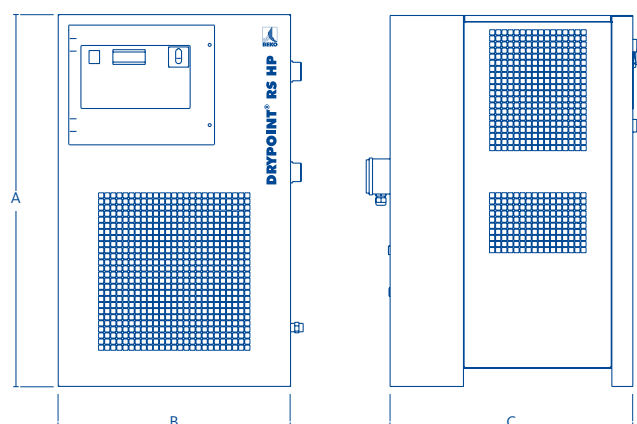


DRYPOINT® RS HP/AC: High-pressure compressed-air refrigeration dryer up to 50 bar (45 bar)

- › Heat exchanger made of sturdy stainless steel
- › Operating pressure up to 50 or 45 bar

(50 bar: RS 25 HP50 – RS 1010 HP50/AC,
45 bar: RS 1300 HP45/AC – RS 6000 HP45/AC)

- › RS485 ModBus Interface



DRYPOINT®	RS 25 HP50/AC	RS 45 HP50/AC	RS 70 HP50/AC	RS 90 HP50/AC	RS 135 HP50/AC	RS 180 HP50/AC
Volume flow (m ³ /h)	25	45	72	90	135	180
Power consumption (kW)	0,16	0,18	0,22	0,3	0,46	0,69
Pressure loss (Δp bar)	0,25	0,24	0,25	0,23	0,23	0,24
Air connection	G3/8" BSP-F	G3/8" BSP-F	G3/8" BSP-F	G3/4" BSP-F	G3/4" BSP-F	G3/4" BSP-F

Dimensions

A (mm)	475	475	475	740	740	825
B (mm)	370	370	370	365	365	505
C (mm)	515	515	515	420	420	455
Weight (kg)	28	29	32	38	39	50

Price group 50

Order ref.	4020112	4020044	4020113	4020114	4020115	4020116
Price (€)	2.216	2.663	3.103	3.545	4.210	4.874

DRYPOINT®	RS 240 HP50/AC	RS 320 HP50/AC	RS 450 HP50/AC	RS 620 HP50/AC	RS 810 HP50/AC	RS 1010 HP50/AC
Volume flow (m ³ /h)	240	315	450	615	810	1008
Power consumption (kW)	0,75	0,70	0,84	1,10	1,45	1,73
Pressure loss (Δp bar)	0,24	0,20	0,22	0,22	0,23	0,22
Air connection	G3/4" BSP-F	G1" BSP-F	G1" BSP-F	G1" BSP-F	G1 1/2" BSP-F	G1 1/2" BSP-F

Dimensions

A (mm)	825	885	885	885	1105	1105
B (mm)	505	555	555	555	665	665
C (mm)	455	580	580	580	725	725
Weight (kg)	53	89	101	115	156	190

Price group 50

Order ref.	4020117	4020118	4020119	4020120	4020121	4020122
Price (€)	5.538	6.093	6.646	7.533	8.861	11.075



Operating conditions	
Max. pressure RS 25 HP50/AC – RS 1010 HP50/AC	50 bar [g]
Max. pressure RS 1300 HP45/AC – RS 6000 HP45/AC	45 bar [g]
Operating pressure	40 bar [g]
Maximum compressed air inlet temperature	+65 °C
Max. ambient temperature	+50 °C

Reference conditions according to DIN / ISO 7183	
Volume flow rate in m ³ /h relative to	+20 °C, 1 bar [g]
Pressure dew point	+3 °C

Electrical connection (Other voltage ratings on request)	
RS 25 HP50/AC – RS 90 HP50/AC	230 V, 1 Ph, 50 ... 60 Hz
RS 135 HP50/AC – RS 1010 HP50/AC	230 V, 1 Ph, 50 Hz
RS 1300 HP45/AC – RS 6000 HP45/AC	400 V, 3 Ph, 50 Hz

Refrigerant	
RS 25 HP50 / AC - RS 135 HP50 / AC	R134.a
RA 180 HP50 /AC - RS 6000 HP45/AC	R407C

DRYPOINT®	RS 1300 HP45/AC	RS 1600 HP45/AC	RS 2300 HP45/AC	RS 2400 HP45/AC	RS 3000 HP45/AC	RS 4000 HP45/AC	RS 5000 HP45/AC	RS 6000 HP45/AC
Volume flow (m ³ /h)	1260	1620	2280	2430	3030	4020	5010	6060
Power consumption (kW)	2,55	2,85	3,50	4,30	4,80	5,60	6,40	8,4
Pressure loss (Δp bar)	0,22	0,23	0,20	0,25	0,25	0,25	0,26	0,25
Air connection	G2" BSP-F	G2" BSP-F	G2" BSP-F	ANSI 3"	ANSI 3"	ANSI 3"	ANSI 3"	ANSI 3"

Dimensions

A (mm)	1465	1465	1465	1745	1745	1745	1745	1745
B (mm)	790	790	790	1135	1135	1135	1135	1135
C (mm)	1000	1000	1000	1205	1205	1205	1205	1205
Weight (kg)	252	265	391	444	461	486	552	754

Price group 50

Order ref.	4020123	4020124	4020125	4020126	4020127	4020128	4020129	4017006
Price (€)	13.845	16.060	21.596	22.823	27.687	33.224	38.762	45.407

All models equipped with BEKOMAT® condensate drain as standard.

Correction factor

In the case of divergent operating pressure: Divide volume flow by factor

bar [g]	15	20	25	30	35	40	45	50
Correction factor	0,57	0,70	0,80	0,88	0,94	1,00	1,05	1,10

In the case of divergent ambient temperature: Divide volume flow by factor

°C	25	30	35	40	45	50
Correction factor	1,00	0,96	0,90	0,82	0,72	0,60

In the case of divergent inlet temperature: Divide volume flow by factor

°C	30	35	40	45	50	55	60	65
Correction factor	1,20	1,00	0,83	0,69	0,59	0,50	0,44	0,39

In the case of divergent pressure dew point: Divide volume flow by factor

°C	3	5	7	10
Correction factor	1,00	1,09	1,19	1,37



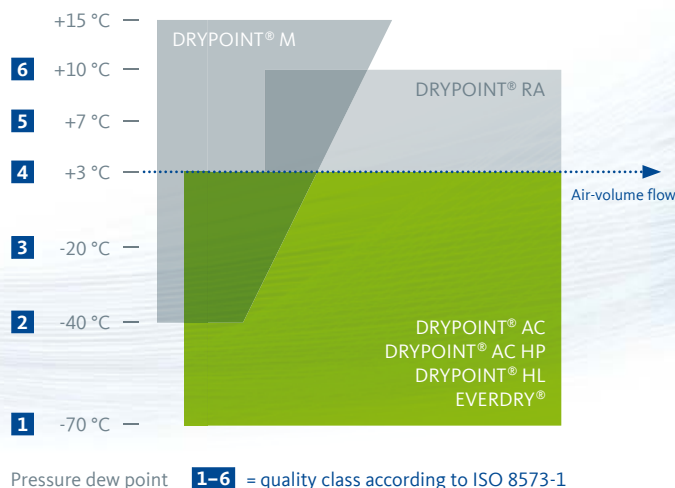
DRYPOINT® R - Accessories

DRYPOINT® RA: Bypass, complete set

For DRYPOINT®	RA 20 – RA 70	RA 110 – RA 135	RA 190 – RA 240	RA 330 – RA 370
Air connection	1/2"	1"	1 1/4"	1 1/2"
Price group 53				
Order ref.	4012571	4012572	4012573	4012574
Price (€)	114	168	284	340

For DRYPOINT®	RA 490 – RA 630	RA 750 – RA 960	RA 1080 – RA 2200
Air connection	2"	2 1/2"	DN80-PN16
Price group 53			
Order ref.	4012575	4012576	4011686
Price (€)	453	1,131	1,902





DRYPOINT® AC

Cold regenerated Adsorption dryer

Reliable drying – even under high-pressure conditions: Challenging ambient conditions and high air volume flows demand special compressed air dryers that can handle such loads. Our cold-regenerated adsorption dryers are extremely robust and durable due to their high-quality components. The desiccant adsorbs moisture from the compressed air, and only a small portion of the dried compressed air is used for the regeneration of the desiccant. The pressure drop is thereby kept at a constant low level, even under demanding operating conditions, which helps save costs. Our comprehensive range of cold-regenerated adsorption dryers caters for volume flows of 10 to 8.200 m³/h and pressures of 4 to 420 bar.

■ COLD-REGENERATED ADSORPTION DRYERS DRYPOINT® AC, HL, AC HP

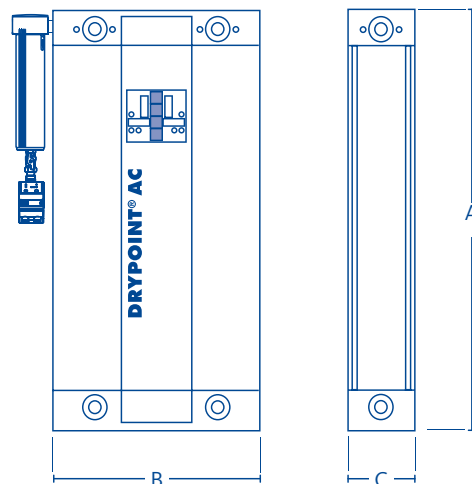
	113
DRYPOINT® AC 119 - 196 Cold-regenerated adsorption dryer	114
DRYPOINT® AC 119 - 196 -Accessories	115
DRYPOINT® AC 410 - 495 Cold-regenerated adsorption dryer	117
DRYPOINT® AC 410 - 495 -Accessories	118
DRYPOINT® HL 1250 - 8200 Cold-regenerated adsorption dryer	119
DRYPOINT® AC HP High-pressure adsorption dryer	121



DRYPOINT®: AC 119– AC 196: Cold-regenerated adsorption dryer

- › Compact, space-saving design
- › Multi-voltage: Can be connected to any common electrical current supply worldwide
- › Multi-port: Inlet and outlet connection can be freely positioned
- › Pre-stressed adsorption agent allows horizontal installation

Please state the operating pressure when placing your order.



DRYPOINT®	AC 119	AC 122	AC 126	AC 136	AC 148	AC 171	AC 191	AC 196
Connection	G3/8"	G3/8"	G3/8"	G3/8"	G3/8"	G3/8"	G1/2"	G1/2"
Volume flow rate (m³/h)	10,2	13,6	17	25,5	42,5	59,5	85	119

Dimensions

A (mm)	504	565	635	815	1065	1460	1065	1460
B (mm)	281	281	281	281	281	281	281	281
C (mm)	92	92	92	92	92	92	184	184

Price group 62

Order ref. with integrated automatic drain (time-controlled solenoid valve)	4006878	4006879	4006880	4006881	4006882	4006883	4006870	4006884
Price (€)	1.907	2.136	2.273	2.457	2.823	3.443	4.462	5.380

Price group 62

Order ref.: with BEKOMAT® 20 FM	4006885	4006886	4006887	4006888	4006889	4006890	4006871	4006891
Price (€)	2.102	2.284	2.457	2.651	3.007	3.630	4.659	5.576

Volume flow rate for PDP –40 °C, -70 °C available on request

Correction factor

In the case of divergent operating pressure and divergent inlet temperature Divide volume flow by factor

bar [g]	4	5	6	7	8	9	10	11	12	13	14	15	16
Correction factor +35 °C	0,63	0,75	0,88	1	1,13	1,25	1,38	1,5	1,63	1,75	1,88	2	2,12
Correction factor +40 °C	0,55	0,66	0,77	0,88	0,99	1,1	1,21	1,32	1,43	1,54	1,65	1,76	1,87
Correction factor +45 °C	0,42	0,5	0,59	0,67	0,76	0,84	0,92	1,01	1,09	1,17	1,26	1,34	1,42
Correction factor +50 °C	0,35	0,41	0,48	0,55	0,62	0,69	0,76	0,83	0,9	0,6	1,03	1,1	1,17

Notes

- › All performance data and guarantees apply only if CLEARPOINT® filters are used.
- › With oil-lubricated compressors, please install a second CLEARPOINT® fine filter with BEKOMAT® 20 FM before the inlet filter.
- › It is recommended that a CLEARPOINT® water separator is installed before the inlet filters. (see pages 44/ 45)
- › Differential pressure gauge optionally available for filter monitoring.

- › The standard scope of delivery includes a CLEARPOINT® inlet filter (Type SX) and a dust filter.
- › Available with integrated automatic condensate drain (time-controlled solenoid valve) or with BEKOMAT® 20 FM.
- › With 1 µm dust filter element in the drying-agent cartridges.

High energy savings possible through combination with METPOINT® DPM, see page 162.



Operating conditions	
Pressure dew point standard setting (outlet)	-40 °C, -70 °C on request
Min. ... max. Air inlet temperature	+5 ... +50 °C
Min. ... max. ambient temperature	+5 ... +50 °C
Electrical power supply* AC 119 – AC 196	100 ... 240 VAC; 50 ... 60 Hz; 12 ... 24 VDC
Min. ...max. Operating pressure AC 119– AC 196	4 ... 16 bar [g]

Reference conditions according to DIN / ISO 7183	
Medium	Compressed air
Volume flow rate in m³/h relative to	+20 °C, 1 bar [g]
Operating pressure	7 bar [g]
Compressed air inlet temperature	+35 °C
Inlet humidity	saturated

* Other voltage ratings on request.

DRYPOINT® AC 119 – AC 196 - Accessories

DRYPOINT® AC 119 – AC 196: Accessories and service kits

For DRYPOINT®	Wall bracket AC 119 – AC 171	Floor bracket AC 119 – AC 171	Differential pressure gauge for CLEARPOINT® filter
Price group 69			
Order ref.:	4008702	4009870	See page 70
Price (€)	182	182	–

Inlet filters for:	AC 119	AC 122	AC 126	AC 136	AC 148	AC 171	AC 191	AC 196
Price group 62								
Order ref.:	4007370	4007370	4007370	4007370	4012438	4012438	4012222	4037473
Price (€)	453	453	453	453	481	481	555	696

Filter elements for:	AC 119	AC 122	AC 126	AC 136	AC 148	AC 171	AC 191	AC 196
Price group 86								
Order ref.: fine filter FX	4038104	4038104	4038104	4038104	4038139	4038139	4038105	4038106
Order ref.: super fine filter SX	4038111	4038111	4038111	4038111	4038148	4038148	4038112	4038113
Price (€)	78	78	78	78	119	119	140	145

Service kits for:	AC 119	AC 122	AC 126	AC 136	AC 148	AC 171	AC 191	AC 196
Price group 69								
Order ref.: service kit 1 (after 12,000 operating hours)	4010095	4013882	4009061	4007292	4008040	4007290	4008063	4008936
Price (€)	294	306	363	438	564	707	1.069	1.333

Price group 69								
Order ref.: Service Kit 2 (after 24,000 operating hours)	4009342						4008064	
Price (€)	570						903	

Service Kits 1 & 2 required for servicing after 24,000 operating hours.



DRYPOINT® AC 205 – AC 295

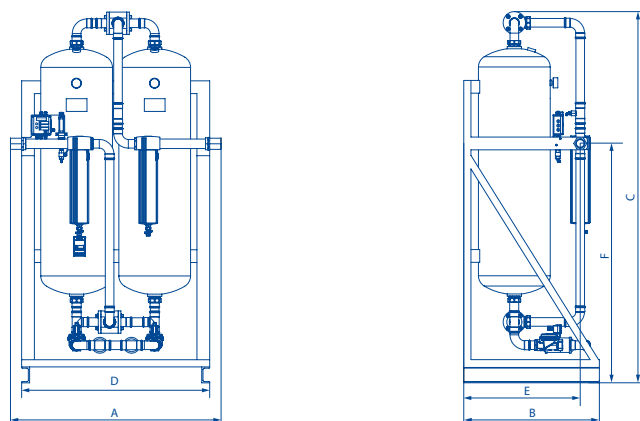
2nd generation

For service kits, wear and spare parts,
please contact our customer service at:
service-benelux@beko-technologies.com



DRYPOINT® AC 410– AC 495: Cold-regenerated adsorption dryer

- › Efficient control
- › Fail-safe
- › Practice-oriented
- › Easy to service
- › Sturdy and safe
- › All dryers also available in oil-free version



Please state the operating pressure when placing your order.

DRYPOINT®	AC 410	AC 415	AC 418	AC 423	AC 430	AC 438	AC 455	AC 465	AC 485	AC 495
Connection	1/2"	1"	1"	1"	1"	1 1/2"	2"	2"	2"	2"
Volume flow rate (m³/h)	100	150	175	225	300	375	550	650	850	1000

Dimensions

A (mm)	700	700	850	870	920	920	1190	1190	1320	1320
B (mm)	450	450	600	600	650	650	750	750	850	850
C (mm)	1600	2025	1905	1905	1890	2220	2180	2200	2315	2330
D (mm)	600	600	750	750	800	800	1050	1050	1180	1180
E (mm)	365	365	400	465	530	520	635	625	730	730
F (mm)	900	1100	1100	1170	1185	1320	1350	1350	1480	1500
Weight (kg)	155	185	245	245	290	365	400	475	565	645

DRYPOINT®	AC 410	AC 415	AC 418	AC 423	AC 430	AC 438	AC 455	AC 465	AC 485	AC 495
Price group 60										
for saturated compressed air, or PDP of -40°C										
Order ref.:	4034109	4034110	4034112	4034113	4034114	4034115	4034116	4034117	4034118	4034119
Price (€)	5.642	6.396	7.640	8.007	8.315	9.605	11.832	13.328	14.699	17.141

Price group 60										
with pressure dew point control										
Order ref.:	4035366	4035367	4035368	4035369	4035374	4035375	4035376	4035377	4035378	4035379
Price (€)	7.355	7.945	9.164	9.720	10.028	11.318	13.545	15.040	16.410	18.854

DRYPOINT®	AC 410 MS	AC 415 MS	AC 418 MS	AC 423 MS	AC 430 MS	AC 438 MS	AC 455 MS	AC 465 MS	AC 485 MS	AC 495 MS
Price group 60										
for pre-dried compressed air, or PDP of -70°C (special filling)										
Order ref.:	4035312	4035313	4035314	4035315	4035316	4035317	4035318	4035319	4035320	4035321
Price (€)	5.803	6.808	7.904	8.407	8.657	10.028	12.300	13.978	15.473	18.077

Price group 60										
with pressure dew point control										
Order ref.:	4035381	4035382	4035383	4035384	4035385	4035386	4035387	4035388	4035389	4035390
Price (€)	8.383	9.136	10.381	10.747	11.054	12.346	14.572	16.069	17.438	19.882



Operating conditions	
Pressure dew point standard setting (outlet)	-40 °C/-70°C
Min. ... max. Air inlet temperature	+5 ... +50 °C
Min. ... max. ambient temperature	+4... +50 °C
Electrical power supply* AC 410 – AC 495	230 V / 50-60 Hz (±10 %) option 115 V / 50-60 Hz (±10 %) 24 V DC (±10 %)
Min. ...max. operating pressure AC 410– AC 495	4 ... 16 bar [g]

Reference conditions according to DIN / ISO 7183	
Medium	Compressed air
Volume flow rate in m³/h relative to	+20 °C (1 bar [g])
Operating pressure	7 bar [g]
Compressed air inlet temperature	+35 °C
Inlet humidity	saturated

Notes
<ul style="list-style-type: none"> › All performance data and guarantees apply only if CLEARPOINT® filters are used. › With oil-lubricated compressors, please install a second CLEARPOINT® fine filter with BEKOMAT® 20 FM before the inlet filter. › It is recommended that a CLEARPOINT® water separator is installed before the inlet filters. › Differential pressure gauge optionally available for filter monitoring. › The standard scope of delivery includes a CLEARPOINT® inlet filter (Type SX) with BEKOMAT® 20FM and a dust filter (Type RFX).

* Other voltage ratings on request

DRYPOINT® AC 410 – AC 495: Service kits and accessories

DRYPOINT®	AC 410	AC 415	AC 418	AC 423	AC 430	AC 438	AC 455	AC 465	AC 485	AC 495
Service kit for service A: Repair kit solenoid valve silencer Shuttle valve wearing parts	4035391	4035393	4035394	4035395	4035396	4035397	4035398	4035399	4035400	4035401
Service kit C for standard (-40 °C)	4038238	4038243	4038244	4038245	4038246	4038247	4038249	4038250	4038251	4038252
Service kit C for MS (-70 °C)	4038253	4038254	4038255	4038256	4038257	4038258	4038259	4038260	4038261	4038262
Gas distributor	4035693		4035694			4035695				
Flat gasket for gas distributor	4038026		4038027			4038028				
Replacement filling standard (-40 °C)	4037756	4037757	4037757	4037758	4037759	4037760	4037761	4037762	4037763	4037764
Replacement filling special MS (-70 °C)	4037809	4037810	4037810	4037811	4037812	4037813	4035314	4035315	4035316	4037817
Preliminary filter element	4038112	4038113	4038113	4038149	4038114	4038115	4038150	4038151	4038152	4038152
Afterfilter element	4038105	4038106	4038106	4038140	4038107	4038108	4038141	4038142	4038143	4038143
Wearing parts kit for condensate drain	4003701									

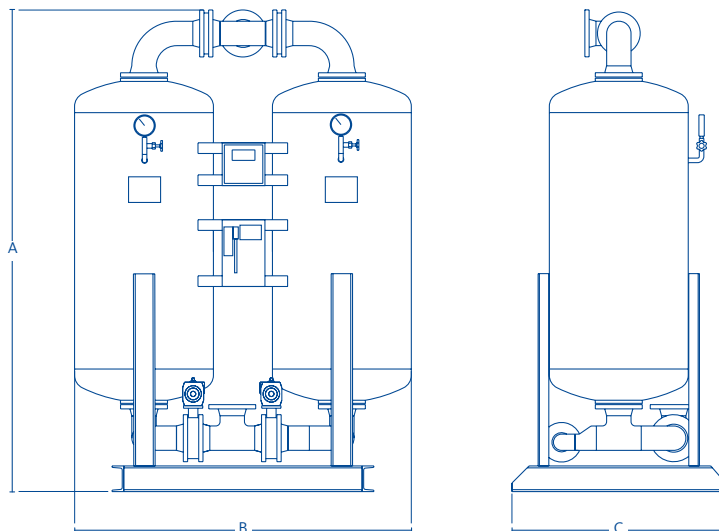
Correction factors 100 % saturated														
Pressure-dew point	Inlet temperature	Operating pressure (bar [g])												
		4	5	6	7	8	9	10	11	12	13	14	15	16
-40 °C	25 °C	0,75	0,90	1,05	1,20	1,35	1,50	1,65	1,80	1,95	2,10	2,25	2,40	2,55
	30 °C	0,69	0,83	0,96	1,10	1,24	1,38	1,51	1,65	1,79	1,93	2,06	2,20	2,34
	35 °C	0,63	0,75	0,88	1,00	1,13	1,25	1,38	1,50	1,63	1,75	1,88	2,00	2,13
	40 °C	0,50	0,60	0,70	0,80	0,90	1,00	1,10	1,20	1,30	1,40	1,50	1,60	1,70
	45 °C	0,44	0,53	0,61	0,70	0,79	0,88	0,96	1,05	1,14	1,23	1,31	1,40	1,49
	50 °C	0,31	0,38	0,44	0,50	0,56	0,63	0,69	0,75	0,81	0,88	0,94	1,00	1,06
-70 °C	< 30 °C	No correction factor												
	>30 °C ... 35 °C	0,44	0,53	0,61	0,7	0,79	0,88	0,96	1,05	1,14	1,123	1,31	1,4	1,49
	>35 °C ... 40 °C	-	0,29	0,33	0,38	0,43	0,48	0,53	0,57	0,62	0,67	0,72	0,76	0,81
	>40 °C ... 45 °C	-	-	-	0,3	0,34	0,37	0,41	0,45	0,49	0,52	0,56	0,6	0,64
	>45 °C	No correction factor												

Correction factors pre-dried with refrigeration dryer (PDP +3 °C)														
Pressure-dew point	Inlet temperature	Operating pressure (bar [g])												
		4	5	6	7	8	9	10	11	12	13	14	15	16
-70 °C	< 30 °C	No correction factor												
	>30 °C ... 35 °C	0,63	0,75	0,88	1	1,13	1,25	1,38	1,5	1,63	1,75	1,88	2	2,13
	>35 °C ... 40 °C	0,57	0,68	0,79	0,9	1,02	1,13	1,38	1,42	1,47	1,58	1,69	1,8	1,93
	>40 °C ... 45 °C	0,44	0,53	0,62	0,7	0,79	0,88	0,97	1,05	1,14	1,23	1,32	1,4	1,49
	>45 °C	No correction factor												



DRYPOINT® HL 1250 – HL 8200: Cold-regenerated adsorption dryer

- › Extremely durable sturdy design
- › Also available in combined packages with pressure dew point control or activated-carbon adsorber
- › Many additional options available



DRYPOINT®	HL 1250	HL 1550	HL 1700	HL 2000	HL 2300	HL 2600	HL 2900	HL 3400	HL 4200	HL 5000	HL 6000	HL 7000	HL 8200
Connection	DN65	DN65	DN80	DN80	DN100	DN100	DN100	DN100	DN150	DN150	DN150	DN150	DN150
Volume flow rate (m³/h)	1250	1550	1700	2000	2300	2600	2900	3400	4200	5000	6000	7000	8200

Dimensions

A (mm)	2260	2270	2335	2450	2470	2490	2510	2532	2810	2850	2890	2950	2990
B (mm)	1420	1470	1650	1750	1800	1850	1900	2000	1950	2050	2150	2250	2990
C (mm)	900	1000	1000	1100	1100	1200	1200	1300	1300	1300	1400	1500	1600
Weight (kg)	920	1100	1220	1400	1600	1800	2000	2250	2700	3100	3650	4000	4600

Price group 60

Order ref.	-	-	-	-	-	-	-	-	-	-	-	-	-
Price (€)*1	on request												

These systems are made to measure for you in agreement with our Engineering department. We determine the dryer which will ideally match your system and give you the opportunity to achieve the best possible result for your application with the aid of various different additional options.

Volume flow rate data for PDP –40 °C. Available on request for PDP –70 °C.

*1 Prices without filter

Optional equipment

- › Load-dependent control
- › Deviating supply voltage
- › Pressure dew points lower than -40°C
- › Frost protection
- › Filter attachment incl. pipes
- › Downstream activated-carbon adsorber
- › Bypass installations
- › 16 bar version
- › Custom paint
- › Free from silicone and reaction release agents
- › Start-up unit

Further version options on request



Operating conditions	
Pressure dew point standard setting (outlet)	-40 °C, -70 °C on request
Min. ... max. Air inlet temperature	+1.5 ... +50 °C
Min. ... max. ambient temperature	+1.5 ... +50 °C
Electrical power supply* HL 1250 – HL 8200	230 V / 50 ... 60 Hz (±10%)
Min. ... max. operating pressure HL 1250 – HL 8200	4...11 bar [g], 4...16 bar [g]option

Reference conditions according to DIN / ISO 7183	
Medium	Compressed air
Volume flow rate in m³/h relative to	+20 °C (1 bar [g])
Operating pressure (p₁)	7 bar [g]
Compressed air inlet temperature (t₁)	+35 °C
Inlet humidity	saturated

* Other voltage ratings on request

Please state the following when ordering:
Volume flow rate, inlet temperature, outlet pressure dew point, min. system pressure, electrical power supply, CLEARPOINT® filter.

Notes
<ul style="list-style-type: none"> › We recommend the use of CLEARPOINT® filters. › All performance data and guarantees apply only if CLEARPOINT® filters are used. › With oil-lubricated compressors, please install a second CLEARPOINT® fine filter with BEKOMAT® 20 FM before the inlet filter. › It is recommended that a CLEARPOINT® water separator is installed before the inlet filters. › Differential pressure gauge optionally available for filter monitoring.

Higher nominal capacities on request.
For deviating inlet air conditions, multiply the respective values with the applicable correction factor.

Correction factor

bar [g]	4	5	6	7	8	9	10	11	12	13	14	15	16
Correction factor +35 °C	0,63	0,75	0,88	1	1,13	1,25	1,38	1,5	1,63	1,75	1,88	2	2,12
Correction factor +40 °C	0,55	0,66	0,77	0,88	0,99	1,1	1,21	1,32	1,43	1,54	1,65	1,76	1,87
Correction factor +45 °C	0,42	0,5	0,59	0,67	0,76	0,84	0,92	1,01	1,09	1,17	1,26	1,34	1,42
Correction factor +50 °C	0,35	0,41	0,48	0,55	0,62	0,69	0,76	0,83	0,9	0,96	1,03	1,1	1,17

Calculation example for the selection of a dryer

You have the following operational parameters:

Parameter	Value	Correction factor
Volume flow rate:	2200 m³/h	-
Operating pressure:	8 bar [g]	0,76
Inlet temperature:	+45 °C	

Calculation of the volume flow for stated operational parameters:

$$V_2 = \frac{V_1}{\text{Correction factors}} = \frac{2.200 \text{ m}^3/\text{h}}{0,76} = 2.894,7 \text{ m}^3/\text{h}$$

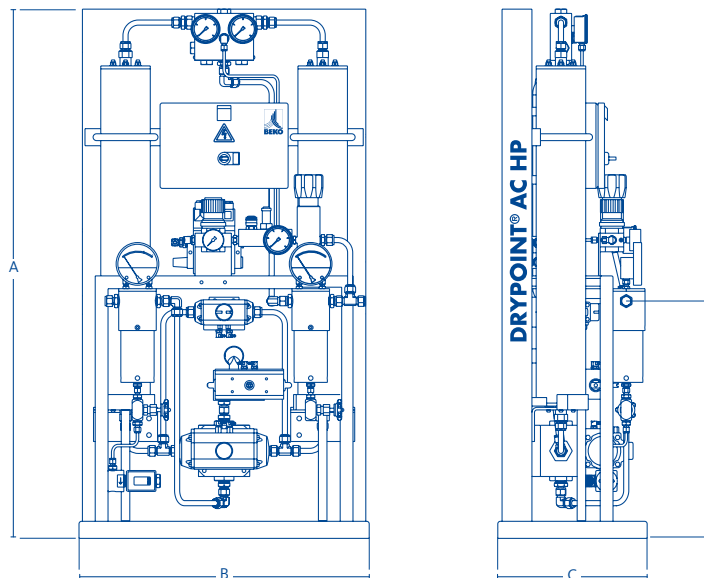
Result:

For a volume flow of 2.894,7 m³/h, the DRYPOINT® HL 2900 is sufficient, though it is not far from its performance limit. If the operational parameters should change slightly - for example a slightly higher volume flow - the desired pressure dew point may not be reached. For this reason, the next largest dryer - the DRYPOINT® HL 3400 - should be selected.



DRYPOINT® AC HP: High-pressure adsorption dryer

- › Long-life stainless steel construction as standard
- › Dimensioned and configured to match actual requirements
- › All components can be accessed quickly
- › Intelligent compressor synchronisation control



DRYPOINT®	AC 60 HP 100	AC 90 HP 100	AC 160 HP 100	AC 250 HP 100	AC 390 HP 100
Pressure (bar [gauge])	100	100	100	100	100
Volume flow rate (m ³ /h)*1	60	90	160	250	390

Dimensions

	AC 60 HP 100	AC 90 HP 100	AC 160 HP 100	AC 250 HP 100	AC 390 HP 100
Connection (ø)	16	16	16	16	16
A (mm)	1260	1260	1260	1570	1540
B (mm)	750	750	750	750	796
C (mm)	400	400	400	400	455
D (mm)	594	594	591	591	591
Weight (kg) including filter	250	250	250	275	360

Price group 61

Price (€)	on request				
-----------	------------	--	--	--	--

DRYPOINT®	AC 110 HP 250	AC 145 HP 250	AC 210 HP 250	AC 440 HP 250	AC 655 HP 250
Pressure (bar [gauge])	250	250	250	250	250
Volume flow rate (m ³ /h)*1	110	145	210	440	655

Dimensions

	AC 110 HP 250	AC 145 HP 250	AC 210 HP 250	AC 440 HP 250	AC 655 HP 250
Connection (ø)	12	12	12	16	16
A (mm)	1240	1240	1440	1440	1540
B (mm)	680	680	680	780	830
C (mm)	350	350	350	405	455
D (mm)	559	556	566	621	567
Weight (kg) including filter	205	205	235	375	500

Price group 61

Price (€)	on request				
-----------	------------	--	--	--	--

Higher pressures and performance ratings are available on request.

Performance values according to DIN ISO 7183 refer to max. pressure and a compressed air inlet temperature of 35 °C (saturated).

For deviating inlet air conditions, multiply the respective values with the applicable correction factor.

*1 Referring to +20 °C and 1 bar [a]



DRYPOINT®	AC 145 HP 350	AC 190 HP 350	AC 265 HP 350	AC 540 HP 350	AC 820 HP 350
Pressure (bar [gauge])	350	350	350	350	350
Volume flow rate (m ³ /h)* ¹	145	190	265	540	820

Dimensions

Connection (ø)	12	12	12	16	16
A (mm)	1240	1240	1440	1580	1930
B (mm)	680	680	680	792	792
C (mm)	350	350	350	400	455
D (mm)	559	556	566	581	757
Weight (kg) including filter	205	205	235	450	560

Price group 61**Price (€)****on request**

Higher pressures and performance ratings are available on request.

Performance values according to DIN ISO 7183 refer to max. pressure and a compressed air inlet temperature of 35 °C (saturated).

For deviating inlet air conditions, multiply the respective values with the applicable correction factor.

*¹ Referring to +20 °C and 1 bar [a]**Operating conditions**

Pressure dew point standard setting (outlet)	-40 °C, -70 °C on request
Min. ... max. air entry temperature	+5 ... +55 °C
Min. ... max. ambient temperature	+5 ... +50 °C
Electr. power supply (standard)	110 ... 230 VAC; 50... 60 Hz; 24 VDC
Inlet filter	0,01 µm
Outlet filter	1,0 µm

Please state the following when ordering:

Entry temperature, outlet pressure dew point, min. and max. system pressure, electrical power supply.

Scope of delivery: High-pressure adsorption dryer (complete set), with electrical control, inlet filter and outlet filter.
Detailed product description available on request**Optional**:** Second inlet filter 1,0 µm

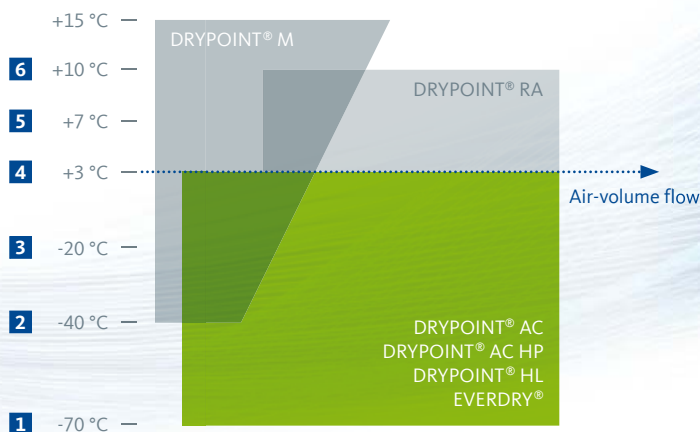
** Further options on request

Correction factor

In the case of divergent operating pressure and divergent inlet temperature Divide volume flow by factor

bar [g]	75	100	200	250	300	350
Correction factor +30 °C	0,78	1,03	0,86	1,03	0,9	1,03
Correction factor +35 °C	0,76	1	0,83	1	0,9	1
Correction factor +40 °C	0,59	0,78	0,65	0,78	0,7	0,78
Correction factor +45 °C	0,46	0,61	0,51	0,61	0,54	0,61
Correction factor +50 °C	0,36	0,48	0,4	0,48	0,43	0,48
Correction factor +55 °C	0,29	0,38	0,32	0,38	0,34	0,39





Pressure dew point **1-6** = quality class according to ISO 8573-1



EVERDRY®

Heat regenerated Adsorption dryer

BEKO TECHNOLOGIES, with its EVERDRY® adsorption dryers, delivers standardised system solutions for all volume flows. EVERDRY® means customer-oriented, customised plant construction, using standardised, high-performance concepts.

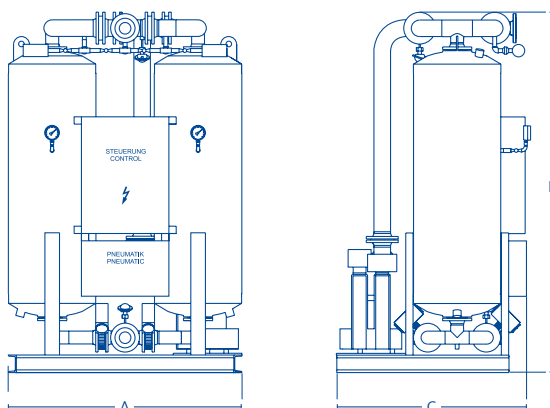
In-depth experience in plant construction, sectoral knowledge and the international capacities of the **BEKO TECHNOLOGIES** Group are bundled into a unique range of services. Advice, engineering, installation and service for EVERDRY® drying systems are globally available via the **BEKO TECHNOLOGIES** distribution network and other qualified partners.

■ HEAT-REGENERATED ADSORPTION DRYER EVERDRY®	125
EVERDRY® FRP blast air dryer	126
EVERDRY® FRA-V blast air dryer	128
EVERDRY® FRA blast air dryer	129
EVERDRY® FRL-V blast air dryer	130
EVERDRY® FRL blast air dryer	131
EVERDRY® FRP/FRA-V/FRA/FRL-V/FRL Options	132
EVERDRY® HOC-P Dryer for oil-free compressed compressed air	134
EVERDRY® COMBITROC Processing combination of refrigeration and adsorption drying	136

**EVERDRY® FRP 0600 – FRP 3400: Heat regenerated adsorption dryer****PURGE**

- › Designed for fully automatic and continuous operation
- › Desorption in the opposite direction to the adsorption flow by means of a heated air blower
- › Designed for indoor installation
- › Streamlined single valves to minimise pressure loss

Cooling by means of a depressurised partial stream from the dried compressed-air stream



EVERDRY®	FRP 0600	FRP 0750	FRP 0900	FRP 1100	FRP 1400	FRP 1700
Volume flow rate (m³/h)	580	720	880	1100	1400	1700
Connection PN 16, DIN 1092-1	DN 50	DN 50	DN 50	DN 80	DN 80	DN 80
Connected load (kW)	10,1	10,1	14,2	14,2	18	25

Dimensions

A (mm)	1510	1550	1600	1650	1700	1750
B (mm)	2315	2325	2390	2420	2460	2500
C (mm)	1165	1165	1185	1210	1325	1470
Weight (kg)	1100	1200	1300	1550	1800	2100

Price group 65**Price (€)****on request**

EVERDRY®	FRP 2000	FRP 2300	FRP 2600	FRP 2900	FRP 3400
Volume flow rate (m³/h)	2000	2300	2600	2900	3400
Connection PN 16 DIN 1092-1	DN 100	DN 100	DN 100	DN 100	DN 100
Connected load (kW)	28	31	38,5	41,5	48

Dimensions

A (mm)	1800	1850	1940	1990	2200
B (mm)	2550	2595	2645	2665	2775
C (mm)	1525	1555	1780	1810	1990
Weight (kg)	2400	2600	2900	3100	3600

Price group 65**Price (€)****on request****Operating conditions***

Medium	Compressed air
Operating pressure	7 bar [g]
Inlet temperature	35 °C
Inlet humidity	saturated
Pressure dew point	-40 °C
Cooling air consumption	mean of approx. 2%, with regard to volume flow rate

Limits of use*

Operating pressure	4...10 bar [g]
Inlet temperature	5...43 °C
Ambient temperature	5...40 °C
Max. fan intake	35 °C, 85 % r. h.

Electrical connection*

Power supply	400 V / 3 Ph / 50 Hz
Degree of protection	IP 54, according to IEC 529 (no explosion protection)
Version	according to VDE / IEC
Permissible voltage deviation	+/- 10 %

Reference conditions according to DIN / ISO 7183

Medium	Compressed air
Volume flow rate in m³/h relative to	20 °C (1 bar [g])
Operating pressure (p ₁)	7 bar [g]
Compressed air inlet temperature (t ₁)	35 °C
Inlet humidity	saturated

* Different conditions on request

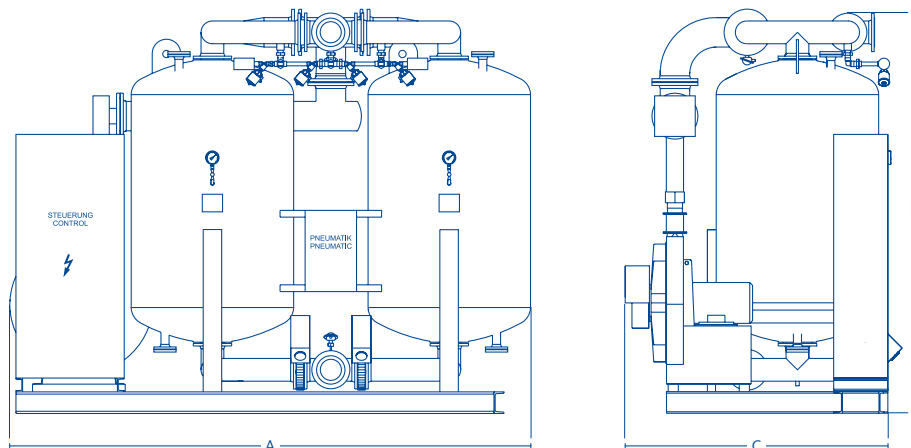


EVERDRY® FRP 4200 – FRP 20000: Heat regenerated adsorption dryer

PURGE

- › Designed for fully automatic and continuous operation
- › Desorption in the opposite direction to the adsorption flow by means of a heated air blower
- › Designed for indoor installation
- › Streamlined single valves to minimise pressure loss

Cooling by means of a relieved partial flow from the flow of dried compressed air



EVERDRY®	FRP 4200	FRP 5000	FRP 6000	FRP 7000	FRP 8200	FRP 9400
Volume flow rate (m³/h)	4200	5000	6000	7000	8200	9350
Connection PN 16, DIN 1092-1	DN 150	DN 150	DN 150	DN 150	DN 150	DN 200
Connected load (kW)	52.5	69.5	78.5	92	105.5	123

Dimensions

A (mm)	3355	3500	3755	3915	4335	4295
B (mm)	2860	2920	2985	3045	3130	3215
C (mm)	1935	1935	2010	2135	2265	2565
Weight (kg)	4700	5400	6300	7100	8500	9700

Price group 65

Price (€)

on request

EVERDRY®	FRP 10600	FRP 12000	FRP 13500	FRP 15000	FRP 17000	FRP 20000
Volume flow rate (m³/h)	10600	12000	13500	15000	17000	20000
Connection PN 16 DIN 1092-1	DN 200	DN 200	DN 200	DN 200	DN 250	DN 250
Connected load (kW)	141	159	177	198,5	220	247

Dimensions

A (mm)	5000	5400	5600	5900	5600	6600
B (mm)	3400	3400	3500	3500	3650	3700
C (mm)	2700	2800	3000	3100	3500	3800
Weight (kg)	11800	13000	14800	16600	18800	21500

Price group 65

Price (€)

on request

Operating conditions*	
Medium	Compressed air
Operating pressure	7 bar [g]
Inlet temperature	35 °C
Inlet humidity	saturated
Pressure dew point	-40 °C
Cooling air consumption	mean of approx. 2%, with regard to volume flow rate

Limits of use*	
Operating pressure	4...10 bar [g]
Inlet temperature	5...43 °C
Ambient temperature	5...40 °C
Max. fan intake	35 °C, 85 % r.h.

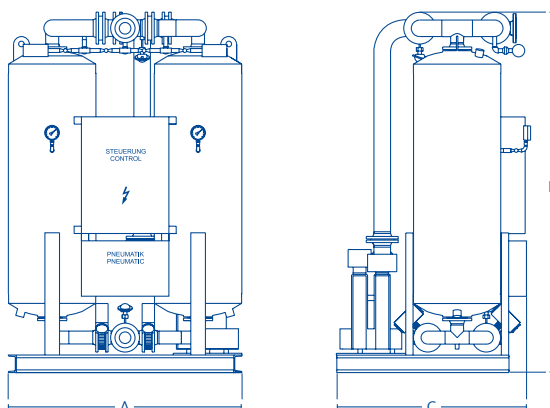
Electrical connection*	
Power supply	400 V / 3 Ph / 50 Hz
Degree of protection	IP 54, according to IEC 529 (no explosion protection)
Version	according to VDE / IEC
Permissible voltage deviation	+/- 10 %

Reference conditions according to DIN / ISO 7183	
Medium	Compressed air
Volume flow rate in m³/h relative to	20 °C (1 bar [g])
Operating pressure (p ₁)	7 bar [g]
Compressed air inlet temperature (t ₁)	35 °C
Inlet humidity	saturated

* Different conditions on request

**EVERDRY® FRA-V 0600 – FRA-V 3400: Heat regenerated adsorption dryer****ZERO PURGE**

- › Designed for fully automatic and continuous operation
- › Desorption in the opposite direction to the adsorption flow by means of a heated air blower
- › Designed for indoor installation
- › Streamlined single valves to minimise pressure loss
- › No pressure loss for regeneration
- › Cooling with fan-blown air



EVERDRY®	FRA-V 0600	FRA-V 0750	FRA-V 0900	FRA-V 1100	FRA-V 1400	FRA-V 1700
Volume flow rate (m³/h)	580	720	880	1100	1400	1700
Connection PN 16, DIN 1092-1	DN 50	DN 50	DN 50	DN 80	DN 80	DN 80
Connected load (kW)	10,1	10,1	14,2	14,2	18	25

Dimensions

A (mm)	1510	1550	1600	1650	1700	1750
B (mm)	2315	2325	2390	2420	2650	2705
C (mm)	1165	1165	1190	1210	1325	1470
Weight (kg)	1150	1250	1350	1650	1900	2250

Price group 65**Price (€)****on request**

EVERDRY®	FRA-V 2000	FRA-V 2300	FRA-V 2600	FRA-V 2900	FRA-V 3400
Volume flow rate (m³/h)	2000	2300	2600	2900	3400
Connection PN 16, DIN 1092-1	DN 100	DN 100	DN 100	DN 100	DN 100
Connected load (kW)	28	31	38,5	41,5	48

Dimensions

A (mm)	1800	1850	1940	1990	2200
B (mm)	2755	2800	2820	2840	3010
C (mm)	1520	1555	1785	1810	1945
Weight (kg)	2600	2800	3100	3350	3850

Price group 65**Price (€)****on request**

Operating conditions*	
Medium	Compressed air
Operating pressure	7 bar [g]
Inlet temperature	35 °C
Inlet humidity	saturated
Pressure dew point	-40 °C

Usage limitations *	
Operating pressure	4...10 bar [g]
Inlet temperature	5...43 °C
Ambient temperature	5 ... 40 °C
Max. fan intake	35 °C, 40 % r.h. or 30 °C, 50 % r.h.

Electrical connection*	
Power supply	400 V / 3 Ph / 50 Hz
Degree of protection	IP 54, according to IEC 529 (no explosion protection)
Version	according to VDE / IEC
Permissible voltage deviation	+/- 10 %

Reference conditions according to DIN / ISO 7183	
Medium	Compressed air
Volume flow rate in m³/h relative to	20 °C (1 bar [g])
Operating pressure (p ₁)	7 bar [g]
Compressed air inlet temperature (t ₁)	35 °C
Inlet humidity	saturated

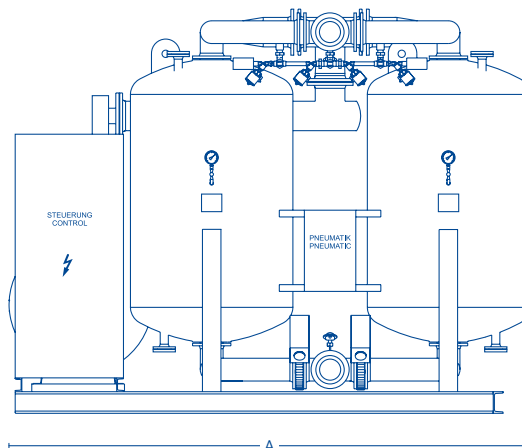
* Different conditions on request



EVERDRY® FRA 4200 – FRA 20000: Heat regenerated adsorption dryer

ZERO PURGE

- › Designed for fully automatic and continuous operation
- › Desorption in the opposite direction to the adsorption flow by means of a heated air blower
- › Designed for indoor installation
- › Streamlined single valves to minimise pressure loss
- › No pressure loss for regeneration
- › Cooling with fan-blown air



EVERDRY®	FRA 4200	FRA 5000	FRA 6000	FRA 7000	FRA 8200	FRA 9400
Volume flow rate (m³/h)	4200	5000	6000	7000	8200	9350
Connection PN 16, DIN 1092-1	DN 150	DN 150	DN 150	DN 150	DN 150	DN 200
Connected load (kW)	52,5	69,5	78,5	92	105,5	123

Dimensions

	FRA 4200	FRA 5000	FRA 6000	FRA 7000	FRA 8200	FRA 9400
A (mm)	3460	3605	3860	3915	4200	4500
B (mm)	3095	3155	3200	3255	3300	3450
C (mm)	1935	1935	2010	2265	2565	2700
Weight (kg)	5200	5900	6500	7400	8700	9900

Price group 65

Price (€)

on request

EVERDRY®	FRA 10600	FRA 12000	FRA 13500	FRA 15000	FRA 17000	FRA 20000
Volume flow rate (m³/h)	10600	12000	13500	15000	17000	20000
Connection PN 16, DIN 1092-1	DN 200	DN 200	DN 200	DN 200	DN 250	DN 250
Connected load (kW)	141	159	177	198,5	220	247

Dimensions

	FRA 10600	FRA 12000	FRA 13500	FRA 15000	FRA 17000	FRA 20000
A (mm)	5200	5300	5400	5800	6000	6200
B (mm)	3500	3550	3550	3600	3700	3750
C (mm)	2800	2850	2900	3100	3500	3800
Weight (kg)	12800	14200	16000	18500	20500	23500

Price group 65

Price (€)

on request

Operating conditions*

Medium	Compressed air
Operating pressure	7 bar [g]
Inlet temperature	35 °C
Inlet humidity	saturated
Pressure dew point	-40 °C

Limits of use*

Operating pressure	4...10 bar [g]
Inlet temperature	+5...+43 °C
Ambient temperature	+5...+40 °C
max. blower intake	+35 °C, 40 % r.h. or +30 °C, 50 % r.h.

Electrical connection*

Power supply	400 V / 3 Ph / 50 Hz
Degree of protection	IP 54, according to IEC 529 (no explosion protection)
Version	according to VDE / IEC
Permissible voltage deviation	+/- 10 %

Reference conditions according to DIN / ISO 7183

Medium	Compressed air
Volume flow rate in m³/h relative to	+20 °C (1 bar [g])
Operating pressure (p ₁)	7 bar [g]
Compressed air inlet temperature (t ₁)	+35 °C
Inlet humidity	saturated

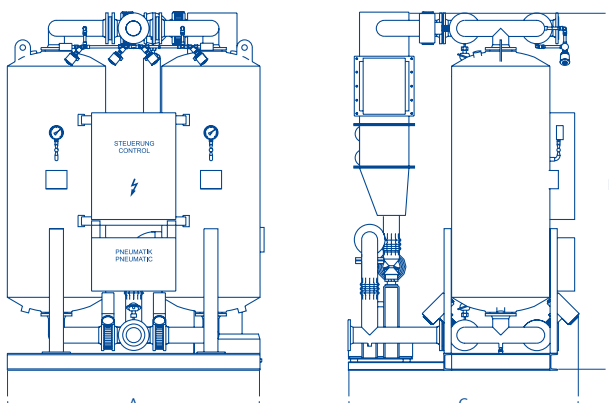
* Different conditions on request



EVERDRY® FRA-V 0600 – FRA-V 3400: Heat regenerated adsorption dryer

LOOP

- › Designed for fully automated and continuous operation
- › Desorption in the opposite direction to the adsorption flow by means of a heated air blower
- › Designed for indoor installation
- › Streamlined single valves to minimise pressure loss
- › Cooling with forced air in a closed refrigeration loop
- › No pressurised air losses for regeneration



EVERDRY®	FRL-V 0600	FRL-V 0750	FRL-V 0900	FRL-V 1100	FRL-V 1400	FRL-V 1700
Volume flow rate (m³/h)	580	720	880	1100	1400	1700
Connection PN 16, DIN 1092-1	DN 50	DN 50	DN 50	DN 80	DN 80	DN 80
Connected load (kW)	10,1	10,1	14,2	14,2	18	25

Dimensions

A (mm)	1580	1625	1655	1705	1705	1805
B (mm)	2320	2330	2395	2425	2455	2505
C (mm)	1285	1285	1315	1390	1415	1470
Weight (kg)	1250	1350	1450	1700	2000	2250

Price group 65

Price (€)

on request

EVERDRY®	FRL-V 2000	FRL-V 2300	FRL-V 2600	FRL-V 2900	FRL-V 3400
Volume flow rate (m³/h)	2000	2300	2600	2900	3400
Connection PN 16, DIN 1092-1	DN 100	DN 100	DN 100	DN 100	DN 100
Connected load (kW)	28	31	38,5	41,5	48

Dimensions

A (mm)	1830	1850	1945	1995	2225
B (mm)	2555	2600	2620	2640	2810
C (mm)	1650	1660	1855	1935	2070
Weight (kg)	2250	2850	3100	3300	3900

Price group 65

Price (€)

on request

Operating conditions*	
Medium	Compressed air
Operating pressure	7 bar [g]
Inlet temperature	35 °C
Inlet humidity	saturated
Cooling water	30 °C
Pressure dew point	-40 °C (-70 °C Option)

Limits of use*	
Operating pressure	4... 10 bar [g]
Inlet temperature	5... 43 °C
Cooling water temperature	5... 40 °C
Max. fan intake	35 °C, 85 % r.h.

Electrical connection*	
Power supply	400 V / 3 Ph / 50 Hz
Degree of protection	IP 54, according to IEC 529 (no explosion protection)
Version	according to VDE / IEC
Permissible voltage deviation	+/- 10 %

Reference conditions according to DIN / ISO 7183	
Medium	Compressed air
Volume flow rate in m³/h relative to	20 °C (1 bar [g])
Operating pressure (p ₁)	7 bar [g]
Compressed air inlet temperature (t ₁)	35 °C
Inlet humidity	saturated

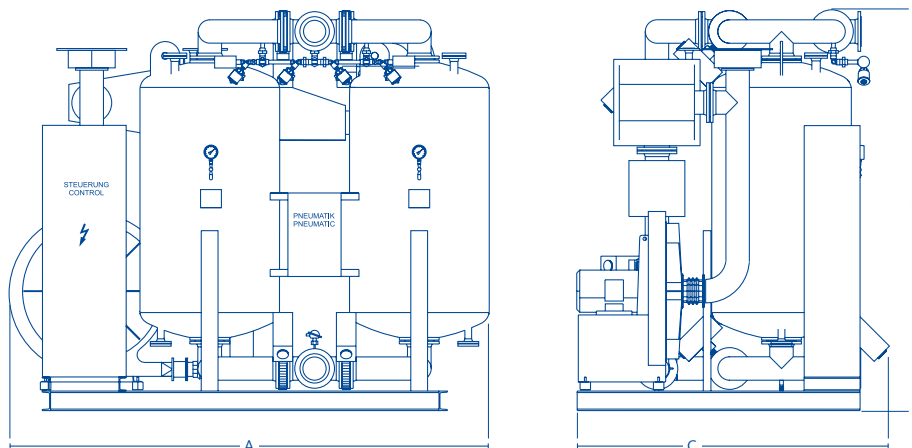
* Different conditions on request



EVERDRY® FRL 4200 – FRL 20000: Heat regenerated adsorption dryer

LOOP

- › Designed for fully automated and continuous operation
- › Desorption in the opposite direction to the adsorption flow by means of a heated air blower
- › Designed for indoor installation
- › Streamlined single valves to minimise pressure loss
- › Cooling with forced air in a closed refrigeration loop
- › No pressurised air losses for regeneration



EVERDRY®	FRL 4200	FRL 5000	FRL 6000	FRL 7000	FRL 8200	FRL 9400
Volume flow rate (m³/h)	4200	5000	6000	7000	8200	9350
Connection PN 16, DIN 1092-1	DN 150	DN 150	DN 150	DN 150	DN 150	DN 200
Connected load (kW)	52,5	69,5	78,5	92	105,5	123

Dimensions

A (mm)	3375	3480	3755	3805	4335	4265
B (mm)	2900	2955	2995	3055	3190	3275
C (mm)	2250	2250	2485	2525	2605	2800
Weight (kg)	5400	6100	7000	7800	9500	10650

Price group 65

Price (€)

on request

EVERDRY®	FRL 10600	FRL 12000	FRL 13500	FRL 15000	FRL 17000	FRL 20000
Volume flow rate (m³/h)	10600	12000	13500	15000	17000	20000
Connection PN 16, DIN 1092-1	DN 200	DN 200	DN 200	DN 200	DN 250	DN 250
Connected load (kW)	141	159	177	198,5	220	247

Dimensions

A (mm)	5000	5400	5600	5900	5600	6600
B (mm)	3400	3400	3500	3500	3650	3700
C (mm)	2900	3000	3100	3200	3200	3500
Weight (kg)	14000	15200	17000	19500	21500	24500

Price group 65

Price (€)

on request

Operating conditions*

Medium	Compressed air
Operating pressure	7 bar [g]
Inlet temperature	35 °C
Inlet humidity	saturated
Cooling water	30 °C
Pressure dew point	-40 °C (-70 °C Option)

Limits of use*

Operating pressure	4 ... 10 bar [g]
Inlet temperature	5 ... 43 °C
Cooling water temperature	5 ... 40 °C
Max. fan intake	35 °C, 85 % r.h.

Electrical connection*

Power supply	400 V / 3 Ph / 50 Hz
Degree of protection	IP 54, according to IEC 529 (no explosion protection)
Version	according to VDE / IEC
Permissible voltage deviation	+/- 10 %

Reference conditions according to DIN / ISO 7183

Medium	Compressed air
Volume flow rate in m³/h relative to	20 °C (1 bar [g])
Operating pressure (p ₁)	7 bar [g]
Compressed air inlet temperature (t ₁)	35 °C
Inlet humidity	saturated

* Different conditions on request

**EVERDRY® FRP/FRA-V/FRA/FRL-V/FRL: Optional equipment**

Heater insulation	inclusive
Special voltage 380 ... 440 V / 3 Ph / 50 Hz	inclusive
PLC control SIMATIC S7-1200 with KTP 700	inclusive
Process data module (S7-1200 only)	inclusive
Function and alarm monitoring	inclusive
Interface / data transfer Profinet	inclusive

Price group 65					
Construction size	Insulation adsorption container (casing and upper heads)	Start-up device, pneumatic	Packaging costs (shrinkable flat film)	Separate delivery of the upper piping	Modification of the rack with forklift pockets
0600	3.363	1.192	306	on request	on request
0750	3.547	1.192	306	on request	on request
0900	3.761	1.192	306	on request	on request
1100	3.864	1.766	306	on request	on request
1400	4.178	1.766	306	on request	on request
1700	4.535	1.766	306	on request	on request
2000	4.566	2.223	306	on request	on request
2300	5.208	2.223	510	on request	on request
2600	5.401	2.223	510	on request	on request
2900	5.870	2.223	510	on request	on request
3400	6.481	2.223	510	on request	on request
4200	6.807	3.021	918	on request	on request
5000	7.093	3.021	918	on request	on request
6000	7.388	3.021	918	on request	on request
7000	on request	on request	on request	on request	on request
8200	on request	on request	on request	on request	on request
9400	on request	on request	on request	on request	on request
10600	on request	on request	on request	on request	on request
12000	on request	on request	on request	on request	on request
13500	on request	on request	on request	on request	on request
15000	on request	on request	on request	on request	on request
17000	on request	on request	on request	on request	on request
20000	on request	on request	on request	on request	on request



Price group 65	
FRP/FRA-V/FRA/FRL-V/FRL all installation sizes	Price (€)
Dew point control	2.517
Special approvals	on request
Safety valve (thermal)	126 / unit
Switch-over control for flaps K1 and K2	755 (from size 4200 incl.)
End position control for each further flap	500 / unit
Regenerated air heater (steam / hot water)	on request
Silicone and reaction release agent-free design	on request
Frost protection down to -10 °C	on request
Telemonitoring	on request
Special control	on request
Profibus mode DP (only with S7-1200)	800 (incl. with S7-300)
Modbus-RTU RS485 (only with S7-1200)	179
special voltage 380 ... 440 V / 3 Ph / 60 Hz	1.030
Other interface	on request

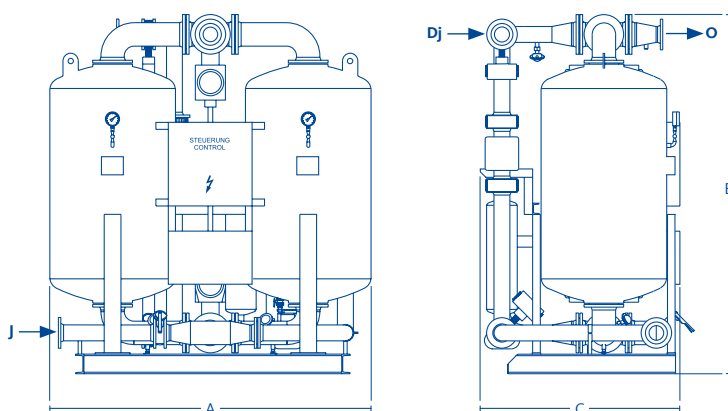


EVERDRY® HOC-P 0750 – HOC-P 6000: Heat-regenerated adsorption dryer for oil-free compressed air

ENERGYLESS

- › Fully automated for continuous operation
- › Designed for indoor installation
- › Streamlined fittings to minimise the pressure loss
- › Desorption in the partial flow using the compression heat
- › Cooling via the partial flow of the cold compressed air volume flow
- › Hot and cold air from the compressor

Note: the table only shows standardised installation sizes. Systems up to 100,000 m³/h on request



EVERDRY®	HOC-P 0750	HOC-P 1100	HOC-P 1700	HOC-P 2300
Volume flow rate (m³/h)	800	1300	1700	2300
Connection PN 16, DIN 1092 -1: J – O	DN 50	DN 80	DN 80	DN 100
Connection PN 16, DIN 1092 -1: Dj	DN 50	DN 80	DN 80	DN 80

Dimensions

A (mm)	1430	1600	1800	2050
B (mm)	2140	2100	2260	2430
C (mm)	1050	1200	1350	1550
Weight (kg)	1100	1450	1850	2300

Price (€)

on request

Dj: hot air inlet
J: cold air inlet
O: dry air outlet

Operating conditions*	
Medium	Compressed air
Volume flow (V _{nom})	relative to 20 °C and 1 bar [a]
Operating pressure	7 bar [g]
Inlet temperature	35 °C
Inlet humidity	saturated
Pressure dew point	up to -40 °C
Cooling water	25 °C

Limits of use*	
Operating pressure	5 ... 10 bar [g]
Final compression temperature	140 ... 180 °C
Ambient temperature	5 ... 40 °C
Maximum cooling water temperature	32 °C

Electrical connection*	
Power supply	400 V / 3 Ph / 50 Hz
Connected load	0.15 kW (control panel only)
Degree of protection	IP 54, according to IEC 529 (no explosion protection)
Version	according to VDE / IEC
Permissible voltage deviation	+/- 10 %

Reference conditions according to DIN / ISO 7183	
Medium	Compressed air
Volume flow rate in m³/h relative to	20 °C (1 bar [g])
Operating pressure (p _i)	7 bar [g]
Compressed air inlet temperature (t _i)	35 °C
Inlet humidity	saturated

* Different conditions on request



EVERDRY®	HOC-P 2900	HOC-P 3400	HOC-P 4200	HOC-P 5000	HOC-P 6000
Volume flow rate (m³/h)	2900	3400	4150	5000	6000
Connection PN 16, DIN 1092 -1: J – O	DN 100	DN 100	DN 150	DN 150	DN 150
Connection PN 16, DIN 1092 -1: Dj	DN 80	DN 100	DN 100	DN 150	DN 150

Dimensions

A (mm)	2050	2400	2500	2800	3000
B (mm)	2430	2500	2620	2700	2750
C (mm)	1700	1650	1800	1850	1950
Weight (kg)	2650	2900	3450	3900	4400

Price (€)**on request**

Dj: hot air inlet
 J: cold air inlet
 O: dry air outlet

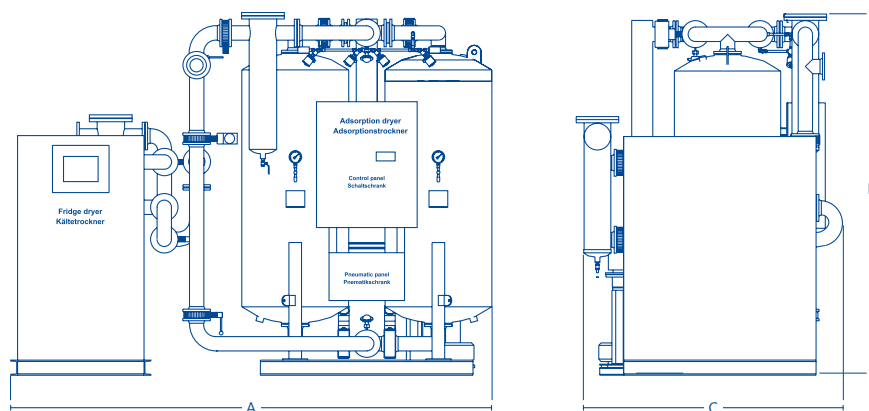


EVERDRY® COMBITROC CT 1100 – CT 6000:

Processing combination of refrigeration and adsorption drying

ZERO PURGE

- › Processing unit for adjustable summer and winter operation
- › Complete concept incl. piping, fittings, prefilter and after-filter
- › Adsorption dryer with redundancy function means: can be used even if the refrigeration dryer is not available.



EVERDRY®	CT 1100	CT 1400	CT 1700	CT 2000	CT 2300
Volume flow* ¹ (m ³ /h) at 6 bar [g]	1050	1250	1500	1800	2000
Volume flow* ¹ (m ³ /h) at 7 bar [g]	1100	1400	1700	2000	2300
Volume flow* ¹ (m ³ /h) at 8 bar [g]	1240	1575	1900	2200	2520
Connection PN 16, DIN 1092-1	DN 80	DN 80	DN 80	DN 100	DN 100
Inst. output (kW) (model 1)* ²	16,8	20,9	28,5	31,5	35,3
Inst. output (kW) (model 2)* ³	17,1	21,1	28,5	32,3	35,8

Dimensions

A (mm)	3200	3200	3300	3500	3800
B (mm)	2450	2700	2750	2800	2900
C (mm)	1500	1600	1700	1850	2100
Weight (kg)	2200	2500	2800	3600	3800

Price (€)

on request

*¹ Volume flow relative to 20 °C and 1 bar [a].*² Design model 1: 7 bar [g], inlet temperature 35 °C saturated, coolant max. 25 °C PDP + 3 °C*³ Design model 2: 7 bar [g], inlet temperature 40 °C saturated, coolant max. 30 °C PDP + 5 °C

Note: The dimensions quoted are rough project data.

Options and conditions at the place of installation may require adaptations.

Operating conditions*	
Medium	Compressed air
Volume flow	Relative to 20 °C and 1 bar [a]
Operating pressure	7 bar [g]
Inlet temperature	35 °C
Inlet humidity	saturated
Pressure dew point	-40 °C

Limits of use*	
Operating pressure	4 ... 10 bar [g]
Inlet temperature	5 ... 43 °C
Ambient temperature	5 ... 40 °C
Max. fan intake	35 °C, 40 % or 30 °C, 50 % rel. hum.

Electrical connection*	
Power supply	400 V / 3 Ph / 50 Hz
Degree of protection	IP 54, according to IEC 529 (no explosion protection)
Version	according to VDE / IEC
Permissible voltage deviation	+/- 10 %

* Different conditions on request



EVERDRY®	CT 2600	CT 2900	CT 3400	CT 4200	CT 5000	CT 6000
Volume flow* ¹ (m ³ /h) at 6 bar [g]	2300	2600	3000	3650	4400	5000
Volume flow* ¹ (m ³ /h) at 7 bar [g]	2600	2900	3400	4200	5000	6000
Volume flow* ¹ (m ³ /h) at 8 bar [g]	2925	3150	3800	4650	5650	6400
Connection PN 16, DIN 1092-1	DN 100	DN 100	DN 100	DN 150	DN 150	DN 150
Inst. output (kW) (model 1)* ²	43,3	46,3	53,6	58,9	77,9	89,3
Inst. output (kW) (model 2)* ³	43,3	47,1	54,4	60,9	80,3	89,8

Dimensions

A (mm)	4000	4200	4300	5600	5800	6000
B (mm)	2900	2950	3100	3200	3200	3300
C (mm)	2300	2350	2450	2500	2500	2500
Weight (kg)	4000	4300	4800	6200	7200	8200

Price (€)

on request

*¹ Volume flow relative to 20°C and 1 bar [a].

*² design model 1: 7 bar [g], inlet temperature 35 °C saturated, coolant max. 25 °C PDP + 3 °C

*³ design model 2: 7 bar [g], inlet temperature 40 °C saturated, coolant max. 30 °C PDP + 5 °C

Note: The dimensions quoted are rough project data.

Options and conditions at the place of installation may require adaptations.

Packaging costs

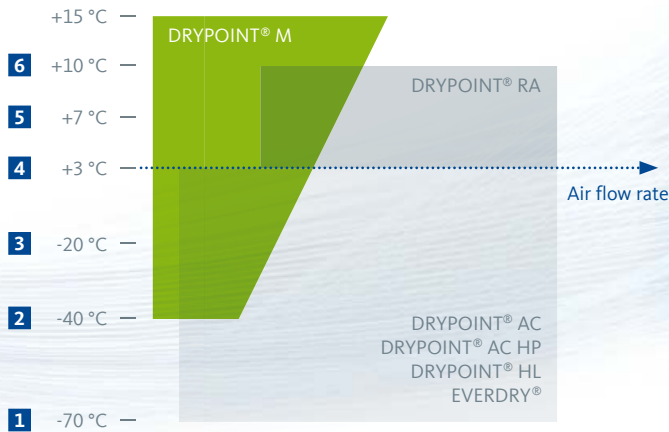
EVERDRY®

Price group 51		
Size	Shrink wrap (*)	Square timber (**)
FRx 0600	318	203
FRx 0750	318	203
FRx 0900	318	210
FRx 1100	318	210
FRx 1400	318	210
FRx 1700	318	210
FRx 2000	318	226
FRx 2300	530	226
FRx 2600	530	226
FRx 2900	530	226
FRx 3400	530	226
FRx 4200	954	226
FRx 5000	954	226
FRx 6000	954	226
FRx 7000	954	226
FRx 8200	954	226
FRx 9400	954	226

* The unit is completely packed in shrink wrap. Lashing points for crane unloading and truck transport remain free. Sensitive areas are specially protected.

** Square timber 100x100mm is placed under the frame/rack to allow unloading with a forklift. Square timber with IPPC approval.





Pressure dew point **1-6** = quality class according to ISO 8573-1



DRYPOINT® M

Membrane dryer

Compact, reliable and without need for external power: The standard membrane dryer dries the compressed air by means of highly selective membranes using the partial vapour pressure gradient. They are able to achieve pressure dew points between +15 and -40 °C and are therefore widely used for a wide range of application. A further plus is the integrated nanofilter, which guarantees efficient filtration and thus protects the membranes. 100.000.000 times proven, optionally also for higher operating pressures.

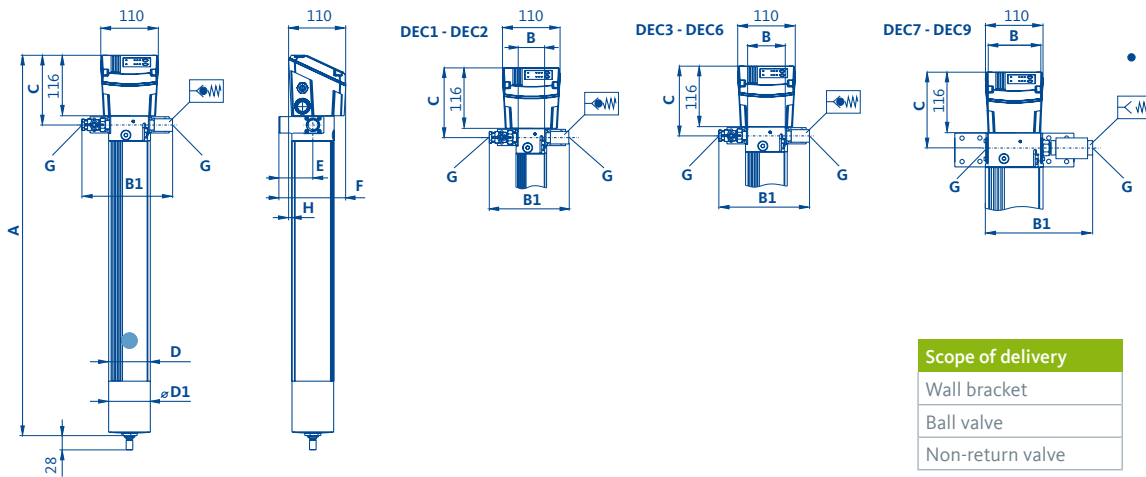
With the DRYPOINT® M eco control, we offer you a unique new solution where you can use a control to choose the operating mode and the degree of drying to suit your specific application – while saving energy.

■ MEMBRANE DRYER DRYPOINT® M	139
DRYPOINT® M eco control with integrated filter	140
DRYPOINT® M & M Plus: For smaller volume flows	142
DRYPOINT® M Plus with integrated filter: For medium and large volume flows	143
DRYPOINT® M Plus with integrated filter: For medium and large volume flows with purge-air control	144
DRYPOINT® M: Maintenance and laboratory units	145
DRYPOINT® M: Accessories	146



DRYPOINT® M eco control with integrated filter:

For medium and large volume flows
Medium Fluid group 2: Compressed air, nitrogen



Scope of delivery
Wall bracket
Ball valve
Non-return valve

PDP inlet			Volume flow inlet in l/minute at 7 bar [g]								
+35 °C	+20 °C	+5 °C	DEC 1-30S	DEC 2-40S	DEC 3-60S	DEC 4-80S	DEC 5-115S	DEC 6-135S	DEC 7-165S	DEC 8-250S	DEC 9-330S
	+10 °C		390	520	780	1040	1440	1690	2000	3050	4050
	+5 °C	-5 °C	310	410	615	820	1140	1340	1600	2380	3180
+10 °C	0 °C	-10 °C	244	325	495	655	910	1070	1280	1900	2540
+5 °C	-5 °C	-15 °C	208	278	417	556	780	915	1090	1650	2190
0 °C	-10 °C		182	242	364	485	685	805	970	1480	1960
-5 °C		-20 °C	162	216	324	432	615	725	870	1330	1770
-10 °C	-15 °C		149	198	297	396	565	665	805	1230	1630
-15 °C	-20 °C	-26 °C	136	182	273	364	520	610	745	1130	1500
-20 °C	-26 °C		127	169	253	338	484	570	690	1050	1390
-26 °C			118	157	236	315	452	530	640	975	1300
PDP outlet			DEC 1-30S	DEC 2-40S	DEC 3-60S	DEC 4-80S	DEC 5-115S	DEC 6-135S	DEC 7-165S	DEC 8-250S	DEC 9-330S
Max. purge air in l/min at 7 bar [g]*1			30	40	60	80	115	135	165	250	330
Measuring gas (l/min) at 7 bar [g]			approx. 5	approx. 5	approx. 5	approx. 5	approx. 5	approx. 5	approx. 5	approx. 5	approx. 5

Dimensions

A (mm)	625	685	695	745	815	885	889	1029	1179
B (mm)	52	52	72	72	72	72	104	104	104
B1 (mm)	approx. 195	approx. 195	approx. 215	approx. 215	approx. 215	approx. 215	approx. 210	approx. 210	approx. 210
C (mm)	133	133	133	133	133	133	141	141	141
D/D1 (ø mm)	60/60	60/60	80/80	80/80	80/80	80/80	120/120	120/120	120/120
E (mm)	65	65	63	63	63	63	78	78	78
F (mm)	128	128	126	126	126	126	141	141	141
G	1/2"	1/2"	1/2"	1/2"	1/2"	1/2"	1"	1"	1"
Weight (kg)	3,4	3,6	4,9	5,2	5,5	5,8	10,9	12,0	13,1

*1 The intrinsic permeability is approx. 5 % in relation to the maximum purge air volume. In the event of a change in pressure, the correction factors are to be taken into account.

Price group 70									
Order ref.	4039471	4039472	4039473	4039474	4039475	4039476	4039477	4039478	4039479
Price (€)	1.629	1.715	1.934	2.064	2.196	2.325	4.082	5.098	6.112

Price group 83									
Order ref.: Filter element	4007268	4007268	4010849	4010849	4010849	4010849	4009150	4009150	4009150
Price (€)	78	78	104	104	104	104	156	156	156

Operating pressure correction factors							
Operating pressure bar [gauge]	4	5	6	7	8	9	10
Correction factor, performance	0,39	0,56	0,77	1	1,19	1,4	1,61
Correction factor, purge air	0,63	0,75	0,87	1	1,12	1,25	1,37



Operating conditions									
Installation size, DRYPOINT® M plus	10-41	10-47	20-48	20-53	20-60	20-67	40-61	40-75	40-90
Min./max. operating pressure	4 ... 10 bar								
Excess pressure protection housing (control unit)	Pressure compensation plug								
Min./max. storage/transport temp.	+2 ... +50 °C								
Min./max. Ambient temperature	+2 ... +50 °C								
Min./max. media temperature	+2 ... +50 °C								
Medium	Fluid group 2: Compressed air/nitrogen								
Noise level	<< 45 dB (A), no expansion pop								
Installation position	Vertical								
Materials	Media-contacting parts as corrosion-proof / selection of materials conforming to RoHS and REACH regulations / selection of plastic components taking UL regulations into account								
Integrated nanofilter	0,01 µm / 0,005 mg/m³								
Pressure loss	0,1 - 0,3 bar, depending on compressed-air volume flow								
PDP outlet settings	+10 / +7 / +5 / +3 / 0 / -5 / -10 / -15 / -20 / -26 °C								
PDP difference settings	10 / 15 / 20 / 25 / 30 / 35 / 40 / 45 / 50 / 55 K (Kelvin)								

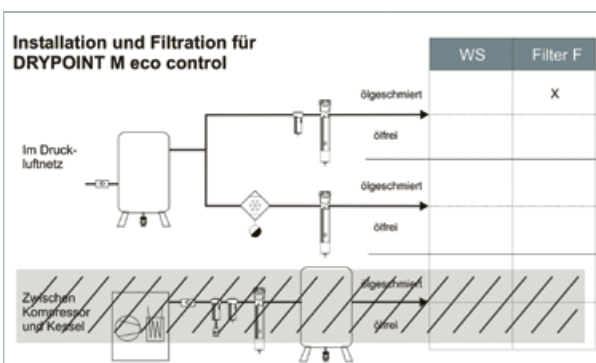
Electrical data	
Operating voltage	Standard: 95 ... 240 VAC ± 10% (50 ... 60 Hz) / 100 ... 125 VDC ± 10% (alternatively: 24 ... 48 VAC ± 10% (50 ... 60 Hz) / 18 ... 72 VDC ± 10%)
Power consumption	max. 20 VA (W) for solenoid valve pick-up
Recommended wire cross-section	min. 0.5 mm²
Recommended connection cable	2-wired, diameter 5 ... 10 mm
Degree of protection	IP 54
Min./max. contact spring load (potential-free contact)	max. 48 VAC / 1 A or 30 VDC / 1 A; min. 5 VDC / 10 mA
Signal output	4-20 mA (PDP-Outlet)
Interfaces	2 x cable connection M16, cable diameter 5 ... 10 mm

DRYPOINT® M eco control: Spare parts and accessories

	Piston valve	Magnetic core	Magnet coil	Solenoid valve, complete
Price group 84				
Material no.	XEDMDEC001	XEDMDEC008	XEDMDEC002	XEDMDEC009
Order ref.	4040729	4042547	4041283	4042549
Price (€)	52	28	28	61

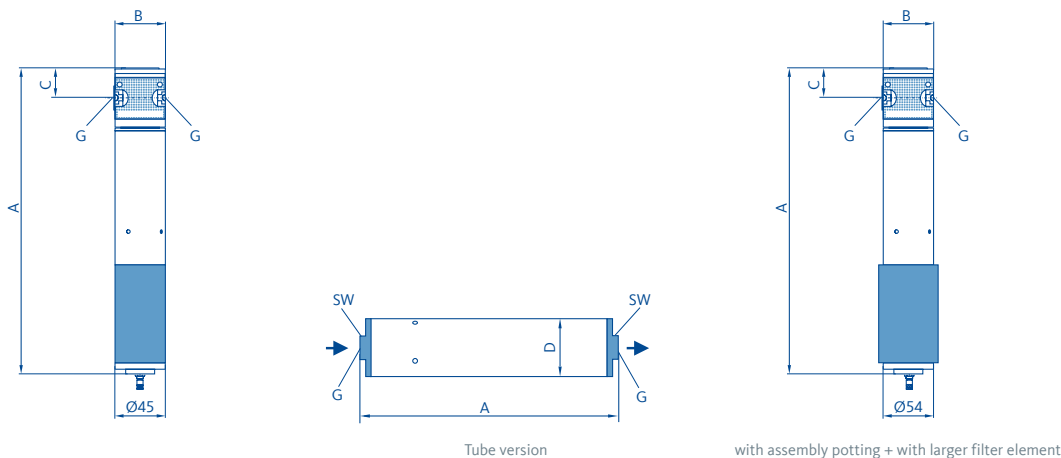
Replacement control units

	DEC1	DEC2	DEC3	DEC4	DEC5	DEC6	DEC7	DEC8	DEC9
Price group 70									
Order ref.	4039450	4039451	4039452	4039453	4039454	4039455	4039458	4039459	4039460
Preis (€)	569	569	569	569	569	569	569	569	569





DRYPOINT® M: For small volume flows Medium Fluid group 2: Compressed air, nitrogen



DRYPOINT®	DM 08 G19 KA-N	DM 08 G24 KA-N	DM 08 G28 KA-N	DM 08 G34 KA-N	DM08 G14 RA	DM 08 G19 RA	DM 08 G23 RA	DM 08 G29 RA	DM 08 G19 KAV41 ^{1,2}	DM 08 G24 KAV41 ^{1,2}	DM 08 G28 KAV41 ^{1,2}	DM 08 G34 KAV41 ^{1,2}
-----------	----------------------	----------------------	----------------------	----------------------	-------------------	--------------------	--------------------	--------------------	--------------------------------------	--------------------------------------	--------------------------------------	--------------------------------------

Volume flow inlet*¹ (l/min)
in the event of a PDP reduction from

+35 °C to +15 °C (+5 °C to -7 °C)	50	100	150	200	50	100	150	200	50	100	150	200
+35 °C to +3 °C (+5 °C to -17 °C)	32	66	100	133	32	66	100	133	32	66	100	133
+35 °C to -10 °C (+5 °C to -26 °C)	23	49	74	99	23	49	74	99	23	49	74	99
+35 °C to -20 °C (+5 °C to -33 °C)	19	42	63	84	19	42	63	84	19	42	63	84
Purge air (l/min)	5	10	15	20	5	10	15	20	5	10	15	20

Dimensions

A (mm)	265	315	355	415	140	190	230	290	285	335	375	435
B (mm)	46	46	46	46	-	-	-	-	46	46	46	46
C (mm)	27	27	27	27	-	-	-	-	27	27	27	27
D (ø mm)	45	45	45	45	45	45	45	45	54	54	54	54
G (NPT on request)	1/4"	1/4"	1/4"	1/4"	1/4"	1/4"	1/4"	1/4"	1/4"	1/4"	1/4"	1/4"
Weight (kg)	0,79	0,87	0,94	1,03	0,27	0,35	0,41	0,49	0,9	0,98	1,1	1,15

Price group 70

Order ref.	4007620	4007622	4007624	4007626	4005169	4005315	4005316	4005317	4029637	4034223	4033483	4037537
Price (€)	683	750	814	878	462	529	593	658	878	942	1.006	1.071

Price group 83

Order ref.: Filter element	4007467	4007467	4007467	4007467	-	-	-	-	4010848	4010848	4010848	4010848
Price (€)	54	54	54	54	-	-	-	-	64	64	64	64

*¹ Dryer performance and PDP reduction refers to a pressure of 7 bar [g].
In the event of a change in the pressure, the correction factors are to be taken into account, see page 142.

*² Also available without discharge, condensate drain G 1/4"

Correction factors

In the case of divergent operating pressure: Divide volume flow by factor

bar [g]	4	5	6	7	8	9	10	11	12
Correction factor, performance	0,39	0,56	0,77	1	1,19	1,4	1,61	1,84	2,07
Correction factor, purge air	0,63	0,75	0,57	1	1,12	1,25	1,37	1,50	1,63

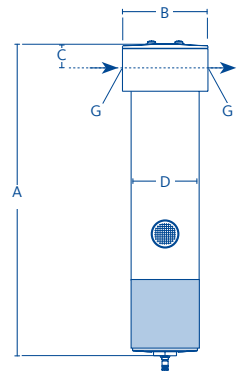
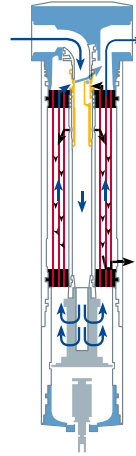
Note: These correction factors are valid for all DRYPOINT® M and M Plus



DRYPOINT® M Plus: with integrated filter: For medium and large volume flows

Medium Fluid group 2: Compressed air, nitrogen

- › The ultimate membrane dryer with integrated nanofilter
- › Filtration and drying in a housing (easy-to-replace filter element)
- › Low purge-air requirement (Twist 60 technology)
- › Dried, compressed air available immediately without run-in period
- › Safe drying thanks to the high partial vapour pressure gradient
- › No change to compressed-air temperature or composition
- › Proven 100,000 times over
- › Maintenance-free (except for filter element replacement)
- › For multiple applications, including air purification
- › Also ideal for use directly downstream of the compressor/aftercooler
- › Can also optionally be used for greater loads (assembly potting, 16 bar, 70°C)



DRYPOINT®	DM 10 G34 CA-N	DM 10 G41 CA-N	DM 10 G47 CA-N	DM 20 G48 CA-N	DM 20 G53 CA-N	DM 20 G60 CA-N	DM 20 G67 CA-N	DM 40 G61 CA-N	DM 40 G75 CA-N	DM 40 G90 CA-N
-----------	----------------------	----------------------	----------------------	----------------------	----------------------	----------------------	----------------------	----------------------	----------------------	----------------------

Volume flow inlet*¹ (l/min) in the event of a PDP reduction from

+35 °C to +15 °C (+5 °C to -7 °C)	270	300	400	600	800	1050	1350	1650	2450	-
+35 °C to +3 °C (+5 °C to -17 °C)	181	199	266	399	532	765	910	1125	1690	2250
+35 °C to -10 °C (+5 °C to -26 °C)	139	149	198	297	396	590	700	860	1290	1720
+35 °C to -20 °C (+5 °C to -33 °C)	120	127	169	253	338	505	605	740	1110	1480

Purge air (L/min)	30	30	40	60	80	120	150	180	270	360
-------------------	----	----	----	----	----	-----	-----	-----	-----	-----

Dimensions

A (mm)	435	505	565	587	637	707	777	795	935	1085
B (mm)	75	75	75	100	100	100	100	146	146	146
C (mm)	28	28	28	34	34	34	34	48	48	48
D (ø mm)	60	60	60	80	80	80	80	125	125	125
G (NPT on request)	3/8"	3/8"	3/8"	3/4"	3/4"	3/4"	3/4"	1 1/2"	1 1/2"	1 1/2"
Weight (kg)	1,85	2,1	2,3	3,5	3,8	4,1	4,4	9,1	10,2	11,3

Price group 70

Order ref.:	4013781	4007605	4007613	4007606	4007614	4007615	4009210	4010126	4011680	4010130
Price (€)	893	955	1.041	1.259	1.389	1.522	1.649	3.353	4.369	5.384

Price group 83

Order ref.: Filter element	4007268	4007268	4007268	4010849	4010849	4010849	4010849	4009150	4009150	4009150
Price (€)	78	78	78	104	104	104	104	156	156	156

*¹ Drying performances and PDP reductions refer to a pressure of 7 bar [g].
In the event of a change in the pressure, the correction factors are to be taken into account, see page 142.

Example - dryer performance

DM 10G41 CA-N

PDP reduction from +35 °C to	3 °C
output at 7 bar [g] :	199 l/min
Correction factor at 5 bar [g]	0,56
output at 5 bar [g] :	199 l/min x 0,56 = 111,4 l/min

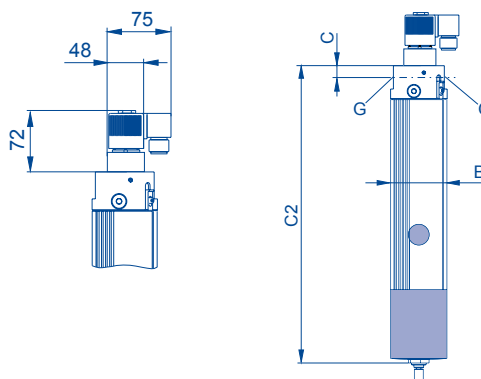
Scope of delivery	Connection fitting for filter				Wall bracket
DM 10- ... C (type)-N	G3/8"		G3/8"		
DM 20- ... C (type)-N	G1/2"		G3/4"		
DM 40- ... C (type)-N	G1"		G1"	G1.5"	

Recommended preliminary filtration for DRYPOINT® M Plus

	WS	Filter F
directly behind compressor	oil lubricated	X
	oil-free	X
behind tank	oil lubricated	X
	oil-free	
behind refrigeration dryer	oil lubricated	
	oil-free	



DRYPOINT® M Plus: with integrated filter and purge-air barrier: For medium and large volume flows Medium Fluid group 2: Compressed air, nitrogen



DRYPOINT®	DM 10 G34 CA -V21S	DM 10 G41 CA -V21S	DM 10 G47 CA -V21S	DM 20 G48 CA -V21S	DM 20 G53 CA -V21S	DM 20 G60 CA -V21S	DM 20 G67 CA -V21S	DM 40 G61 CA -V21S	DM 40 G75 CA -V21S	DM 40 G90 CA -V21S
-----------	--------------------------	--------------------------	--------------------------	--------------------------	--------------------------	--------------------------	--------------------------	--------------------------	--------------------------	--------------------------

Volume flow inlet*1 (L/min) in the event of a PDP reduction from

+ 35 °C to + 15 °C (+ 5 °C to - 7 °C)	270	300	400	600	800	1050	1350	1650	2450	-
+ 35 °C to + 3 °C (+ 5 °C to - 17 °C)	181	199	266	399	532	765	910	1125	1690	2250
+ 35 °C to - 10 °C (+ 5 °C to - 26 °C)	139	149	198	297	396	590	700	860	1290	1720
+ 35 °C to - 20 °C (+ 5 °C to - 33 °C)	120	127	169	253	338	505	605	740	1110	1480

Max. purge air (L/min)	30	30	40	60	80	120	150	180	270	360
------------------------	----	----	----	----	----	-----	-----	-----	-----	-----

Dimensions

A (mm)	442	512	572	593	643	713	783	773	913	1063
B (mm)	60	60	60	80	80	80	80	120	120	120
C (mm)	17	17	17	17	17	17	17	25	25	25
D (ø mm)	60	60	60	80	80	80	80	120	120	120
G (NPT on request)	1/2"	1/2"	1/2"	1/2"	1/2"	1/2"	1/2"	1"	1"	1"
Weight (kg)	1,85	2,1	2,3	3,5	3,8	4,1	4,4	9,1	10,2	11,3

Price group 70

Order ref.:	4023704	4015078	4021429	4013943	4014992	4042563	4014433	4013227	4034293	4034066
Price (€)	1.353	1.416	1.501	1.741	1.871	2.003	2.129	3.921	4.937	5.951

Price group 83

Order ref.: Filter element	4007268	4007268	4007268	4010849	4010849	4010849	4010849	4009150	4009150	4009150
Price (€)	78	78	78	104	104	104	104	156	156	156

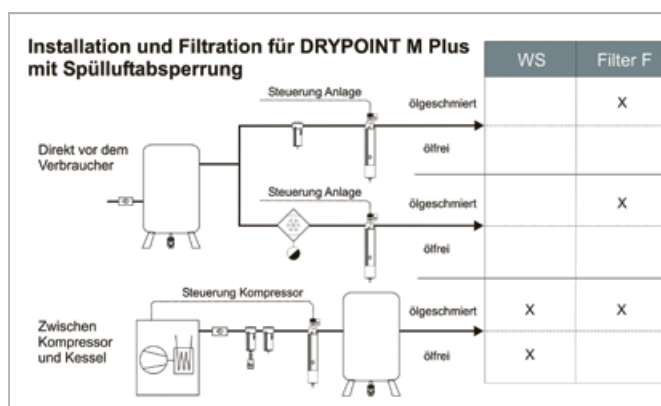
*1 Drying performances and PDP reductions refer to a pressure of 7 bar [g].
In the event of a change in the pressure, the correction factors are to be taken into account, see page 142.

Example - dryer performance

DM 20G60 CA-V21S

PDP reduction from + 35 °C to	3 °C
output at 7 bar [g] :	765 l/min
Correction factor at 5 bar [g]	0,56
output at 5 bar [g] :	765 l/min x 0,56 = 428,4 l/min

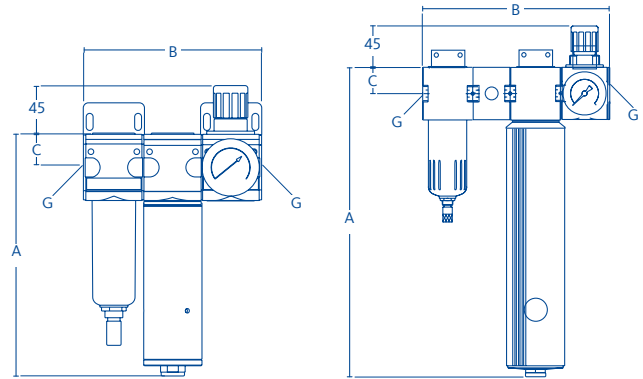
Scope of delivery	Connection fitting for filter	Wall bracket
DM 10- ... C (type)-N	G1/2"	G1/2"
DM 20- ... C (type)-N	G3/4"	G3/4"
DM 40- ... C (type)-N	G1"	G1"





DRYPOINT® M: Maintenance and laboratory units

- › Filtration, drying, pressure control
- › Plug and play
- › Available with activated carbon for more demanding requirements (laboratory unit)
- › Pressure regulator 3 ... 10 bar for constant pressure at the end position (optional 0,3 - 3 bar)



Operating conditions	
Medium	Compressed air
Operating conditions (temperature, pressure)*1	+2 ... +50 °C/4 ... 12,5 bar or +2 ... +60 °C/4 ... 7 bar
Differential pressure *2	0,1 ... 0,3 bar
Filtration requirements*3	Particle 1µm / oil aerosol < 0,01 mg/m³

*1 Higher pressures and temperatures are available on request
 *2 Dependent on volume flow and installation size
 *3 Already incorporated in DRYPOINT® M Plus

Filter (0.01µm) + membrane dryer + pressure regulator (pressure range 3 ... 10 bar) + wall bracket¹

Filter (0.01µm) + membrane dryer + pressure regulator (pressure range 3 ... 10 bar) + wall bracket¹

DRYPOINT®	DFDR 08 G19 KA	DFDR 08 G24 KA	DFDR 08 G28 KA	DFDR 08 G34 KA	DFDR 10 G34 KA	DFDR 10 G41 KA	DFDR 10 G47 KA
-----------	----------------	----------------	----------------	----------------	----------------	----------------	----------------

Volume flow inlet*2 (l/min) in the event of a PDP reduction from							
+35 °C to +15 °C (+5 °C to -7 °C)	50	100	150	200	270	300	400
+35 °C to +3 °C (+5 °C to -17 °C)	32	66	100	133	181	199	266
+35 °C to -10 °C (+5 °C to -26 °C)	23	49	74	99	139	149	198
+35 °C to -20 °C (+5 °C to -33 °C)	19	42	63	84	120	127	169

Purge air (L/min)	5	10	15	20	30	30	40
-------------------	---	----	----	----	----	----	----

Dimensions							
A (mm)	190	240	280	340	340	410	470
B (mm)	140	140	140	140	175	175	175
C (mm)	27	27	27	27	27	27	27
D (ø mm)	-	-	-	-	-	-	-
G (NPT on request)	1/4"	1/4"	1/4"	1/4"	1/4"	1/4"	1/4"
Weight (kg)	1,35	1,43	1,5	1,59	2,9	3,1	3,3

Price group 70							
Order ref.:	4010862	4010380	4011206	4011207	4014107	4014108	4014109
Price (€)	804	869	933	998	1.100	1.175	1.267

Price group 83							
Order ref.: Filter element	4004904	4004904	4004904	4004904	4004904	4004904	4004904
Price (€)	77	77	77	77	77	77	77

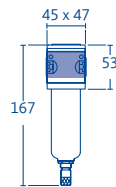
*1 Unit with additional activated carbon filter available on request. (DFDR...LA)
 *2 Dryer performance and PDP reduction refers to a pressure of 7 bar [g].
 In the event of a change in the pressure, the correction factors are to be taken into account.
 *3 Already incorporated in FDR unit
 In the event of a change in the pressure, the correction factors are to be taken into account, see page 142.

Recommended preliminary filtration for DRYPOINT® M		Preliminary filter	Filter 0.01 µm*3
behind tank	oil lubricated	X	X
	oil-free		X
behind refrigeration dryer	oil lubricated		X
	oil-free		X



DRYPOINT® M - Accessories

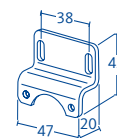
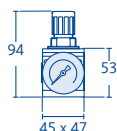
DRYPOINT®: Filter for DM 08 and FDR units

With float drain and coupling package
5,0 µmWith float drain and coupling package
0,01 µm

With coupling package

	Prefilter (white)	Microfilter (green)	Activated carbon filter
Price group 80			
Material no.	XZ DP MFD 04	XZ DP MFD 05	XZ DP MFD 09
Order ref.	4011323	4005810	4008652
Price (€)	110	143	108

DRYPOINT®: Accessories for DM 08 and FDR units



	Pressure regulator with manometer	Precision pressure regulator with manometer	Wall bracket (Clip)	Wall bracket
	PN 16	PN 16	for DM08- ... R	for DM 08 ... K / K-N
Pressure (bar [gauge])	3-10 (1/4")	0,3-3 (1/4")	-	-
Price group 73				
Quantity	-	-	1	1
Material no.	XZ DP MFD 13	XZ DP MFD 14	XZ DM08 001	XZ DP MFD 15
Order ref.	4005032	4009194	4006735	4008004
Price (€)	103	121	28	18

DRYPOINT®: Replacement filter elements for FDR units

Replacement filter element	FDR units		
	Prefilter element 5 µm (white)	Filter element 0.01 µm (green)	Filter element AC (M12)
Series			
Price group 83			
Material no.	FKN00-26X5	FKN23-35XA	FKN23-80AC
Order ref.	4011325	4004904	4007041
Price (€)	15	77	73

DRYPOINT®: Float drain for M Plus - design (closed unpressurised)

	DRYPOINT® M Plus			
	DM 08	DM 10	DM 20	DM 40
Price group 84				
Material no.	FAD 055 - DMP08	FAD 055 A	FAD 055 A	FAD 055 A
Order ref.	4025973	4025537	4025537	4025537
Price (€)	58	58	58	58





BEKOKAT® & CLEARPOINT® V

Constant oil- and germ-free compressed air by certified catalysis technology

Conventional compressed air processing and treatment has technical and economical limits with highly sensitive applications. BEKOKAT sets new standards here with pioneering catalysis technology. The unit fully converts hydrocarbons into carbon dioxide and water through total oxidation. The process thus achieves oil-free and germ-free compressed air constantly. A quality that is especially required in particularly demanding production processes e.g. in the food, pharmaceutical, automotive and electronics industries.

CLEARPOINT® V activated carbon adsorbers are the low-cost option for guaranteeing oil-free compressed air. The efficient oil vapour adsorption with special activated carbon protects your system from oil entry and stands out thanks to lower

differential pressure and long service lives. In addition, they are also available in a high pressure version (40-50 bar).

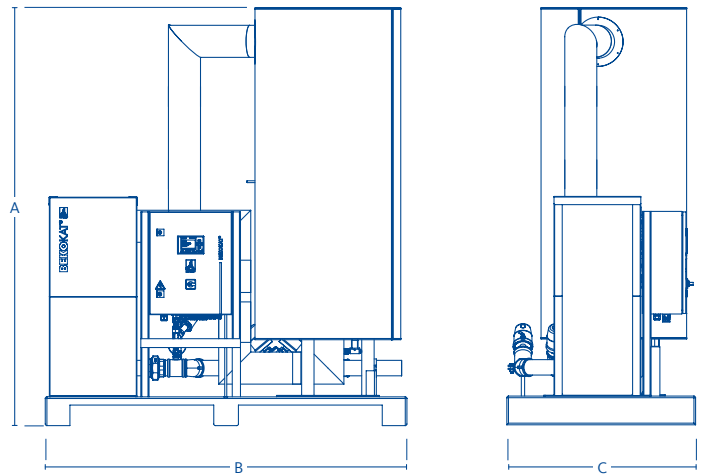
Monitor your compressed air quality with the aid of our measuring technology. Our METPOINT OCVc residual oil vapour measuring system makes continuous online monitoring of residual oil content possible. See page 178.

■ OIL-FREE BEKOKAT® & CLEARPOINT® V	149
BEKOKAT® Catalytic converter	150
BEKOKAT® accessories and spare parts	151
CLEARPOINT® V activated carbon filter with cartridge	152
CLEARPOINT® V activated carbon adsorber	153
CLEARPOINT® V accessories and spare parts	157



BEKOKAT®: Catalytic converter

- › Highest possible process safety by utilising continuous process monitoring
- › Constant germ-free and oil-free compressed air in Class 1 or even better according to ISO 8573-1
- › Safe partial work load operation between 20 % and 100 %
- › Direct availability also after operational breaks via the stand-by function
- › Lower energy consumption by utilising efficient heat recovery



BEKOKAT®	CC - 018	iCC - 060	iCC - 120	iCC - 180	iCC - 360	iCC - 720	iCC - 1200
Volume flow rate (m³/h) *2	18	60	120	180	360	720	1200
Max. operating pressure (bar [g])	11	16	16	16	16	16	11
Power supply	230 V, 50 Hz, 1 Ph	230 VAC, 50 Hz, 1 Ph, PE	400 VAC, 50 Hz, 3 Ph, PE	400 VAC, 50 Hz, 3 Ph, PE	400 VAC, 50 Hz, 3 Ph, PE	400 VAC, 50 Hz, 3 Ph, PE	400 VAC, 50 Hz, 3 Ph, PE
Install. performance (kW)	0,58	1	1,64	2,64	5,14	8,74	13,84
Average performance (kW)	0,20	0,52	0,86	1,33	2,17	3,26	3,75
Connection	R1/2"	R1"	R1"	R1"	R1 1/2"	R2"	R2 1/2"

Dimensions

A (mm)	990	1450	1530	1530	1250	1530	1760
B (mm)	280	1000	1000	1000	1750	1910	2030
C (mm)	610	560	560	560	700	770	920
Weight (kg)	61	140	175	200	325	530	742

Price group 45

Order ref.	4042993	4046741	4046742	4046743	4046744	4046745	4046746
Price*1 (€)	4.794	9.926	11.169	13.702	18.755	25.327	35.904

Other voltage ratings: on request. Other models on request.

*1 Prices ex works Neuss/Germany, without packaging and assembly, plus VAT.

*2 Referring to +20 °C and 1 bar [a]

- › Attainable residual oil content $\leq 0,003$ mg/m³, under optimum conditions 0,001 mg/m³.
- › The residual oil content can be continuously monitored with METPOINT® OCV from BEKO TECHNOLOGIES.
- › If the BEKOKAT® is installed after a compressor with aftercooler it has to be ensured that no liquid water or condensate enters the BEKOKAT®.
- › We urgently recommend installing an oil-free dust filter after the BEKOKAT®.
- › All BEKOKAT® units are designed for an operating pressure of 7 bar [g] as standard.
- › The performance figures relate to an inlet pressure of 7 bar [g].
- › A different operating pressure affects the capacity of the plant. You should thus use the expertise of our specialist departments to design BEKOKAT® plants.
- › Can be networked with METPOINT® BDL compact data loggers via Modbus RS485



BEKOKAT® - Accessories & spare parts

BEKOKAT®	CC - 018	iCC - 060	iCC - 120	iCC - 180	iCC - 360	iCC - 720	iCC - 1200
Quick coupling							
Price group 47							
Order ref.	4047362	4047363	4047363	4047363	4047364	4047365	4047366
Price*¹ (€)	50	62	62	62	73	84	94
Shiny Package							
Price group 67							
Order ref.	-	4035407	4035407	4035407	4035407	4035407	4035407
Price*¹ (€)	-	231	231	231	231	231	231
Bypass valve							
Price group 47							
Order ref.	4043063	4050553	4050553	4050553	4050555	4050554	4050556
Price*¹ (€)	536	618	618	618	798	902	1.410
Safety valve X4							
Price group 47							
Order ref.	4044475	4024552	4024552	4024552	4024552	4024552	4026829
Price*¹ (€)	90	62	62	62	62	62	215
Service kit A							
Price group 47							
Order ref.	-	4050807	4050807	4050807	4050743	4050745	4050808
Price*¹ (€)	-	766	766	766	766	766	984
Service kit B							
Price group 47							
Order ref.	-	4050812	4050809	4050810	4050744	4050746	4050811
Price*¹ (€)	-	1.508	2.293	2.949	4.695	8.952	17.249

Other voltage ratings: on request. Other models on request.

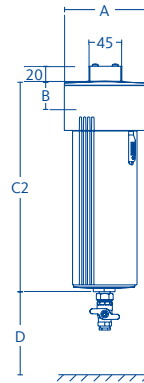
*¹ Prices ex works Neuss/Germany, without packaging and assembly, plus VAT.



CLEARPOINT® V: S055 / M010X / M018

Activated carbon filter with cartridge

- › For inlet air PDP 7°C:
better than Class 2 in accordance with DIN ISO 8573-1 Residual oil content max. 0,1 mg/m³ referring to 20°C and 1 bar [a].
- › For inlet air PDP -40°C:
better than Class 1 in accordance with DIN ISO 8573-1 Residual oil content max. 0,01 mg/m³ referring to 20°C and 1 bar [a].
- › **Note:** At high oil aerosol concentrations (> 2 mg/m³) at the inlet, install multi-stage preliminary filtration
- › **Operating temperature:** max. 45 °C, recommended 25 °C
- › **Maximum operating pressure:** 16 bar [g]
- › 50 bar [g] option also available



CLEARPOINT® V	S055	M010X	M018
Service life*1 at 25 °C [h]	2000	3500	3500
Connection	1/2"	3/4"	1 1/2"
Volume flow rate 7 bar [g]*1 (m ³ /h)	50	100	200
Dimensions			
A (mm)	75	100	146
B (mm)	28	34	48
C2 (mm)	265	350	418
D (mm)	150	150	160
Volume (l)	0,42	1,12	2,97
Weight (kg)	1.5	2.5	6
Category according to PEDL2014/68/ EU / Fluid group 2	-	-	-

Price group 84			
Order ref.: filter with manual condensate drain	S055VWM	M010VWMX	M018VWM
Price (€)	247	356	590

The above performance data apply to the following operating conditions:
*1 7 bar, 25 °C, relative humidity 30 %

Deviating operating pressure, compressed air temperature and relative humidity have an influence on performance and service life. When choosing an activated carbon adsorber for your specific application, contact our specialists.

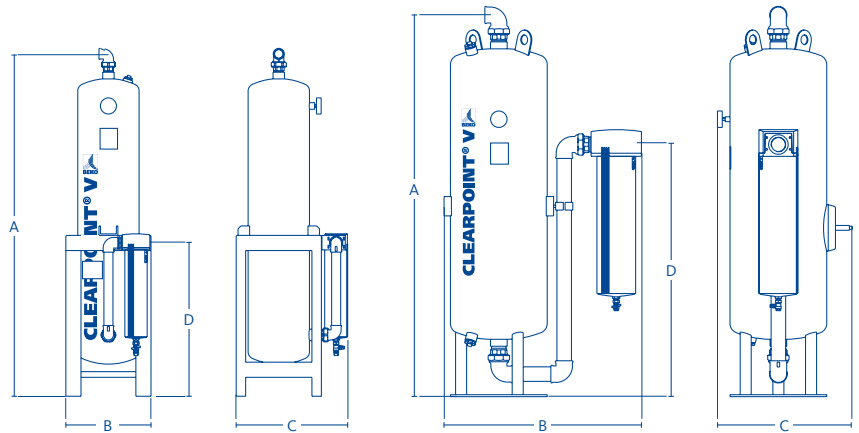
Ordering example	
Construction size	S055VWM / L205VWM
Type	S055VWM / L205VWM V Activated carbon cartridge
Indicator	S055VWM / L205VWM W Without indicator unit I Oil test indicator Extra charge of € 234
drain:	S055VWM / L205VWM M Manual condensate drain (Standard)



CLEARPOINT® V: L 205 – 295 VWM

Activated-carbon adsorber including dust filter 1 µm, installed oil-free

- › For inlet air PDP 7°C: better than Class 2 in accordance with DIN ISO 8573-1
Residual oil content max. 0,1 mg/m³ referring to 20°C and 1 bar [a].
- › For inlet air PDP -40°C: better than Class 1 in accordance with DIN ISO 8573-1
Residual oil content max. 0,01 mg/m³ referring to 20°C and 1 bar [a].
- › Adsorber operating temperature:
max. 50 °C, recommended 35 °C
- › Maximum operating pressure: 16 bar [g],
from L295 V: 11 bar [g]



L205 VWM – L230 VWM

L240 VWM – L295 VWM

Note: At high oil aerosol concentrations (> 2 mg/m³) at the inlet, install multi-stage preliminary filtration.

CLEARPOINT® V	L 205 VWM	L 210 VWM	L 215 VWM	L 220 VWM	L 225 VWM	L 230 VWM	L 240 VWM	L 250 VWM	L 260 VWM	L 275 VWM	L 295 VWM
Service life* ¹ at 35 °C [h]	10000	10000	10000	10000	10000	10000	10000	10000	10000	10000	10000
Connection	G1"	G1"	G1"	G1 1/2"	G1 1/2"	G1 1/2"	G2"	G2"	G2 1/2"	G2 1/2"	G2 1/2"
Volume flow rate* 7 bar [g] (m ³ /h)	135	155	200	280	380	500	630	800	1000	1250	1550

Dimensions

A (mm)	1580	1490	1490	1850	1850	1810	1980	1940	1980	1980	2080
B (mm)	340	340	340	450	450	450	735	935	1020	1020	1085
C (mm)	440	440	440	590	590	590	565	595	700	700	730
D (mm)	680	680	680	810	810	810	1430	1430	1305	1305	1310
Weight (kg)	65	95	95	145	145	172	210	240	300	300	380
Category according to PED2014/68/EU, Fluid group 2	II	II	II	III	III	III	III	III	IV	IV	IV

Price group 84

Order ref.	4011393	4011320	4013450	4012173	4010557	4010340	4011223	4013441	4013425	4012070	4013053
Price (€)	2.399	2.493	2.659	3.239	3.522	4.207	6.450	7.619	8.068	9.261	10.549

CLEARPOINT® V	L 205 VIM	L 210 VIM	L 215 VIM	L 220 VIM	L 225 VIM	L 230 VIM	L 240 VIM	L 250 VIM	L 260 VIM	L 275 VIM	L 295 VIM
Service life* ¹ at 35 °C [h]	10000	10000	10000	10000	10000	10000	10000	10000	10000	10000	10000
Connection	G1"	G1"	G1"	G1 1/2"	G1 1/2"	G1 1/2"	G2"	G2"	G2 1/2"	G2 1/2"	G2 1/2"
Volume flow rate* 7 bar [g] (m ³ /h)	135	155	200	280	380	500	630	800	1000	1250	1550

Dimensions

A (mm)	1580	1490	1490	1850	1850	1810	1980	1940	1980	1980	2080
B (mm)	340	340	340	450	450	450	735	935	1020	1020	1085
C (mm)	440	440	440	590	590	590	565	595	700	700	730
D (mm)	680	680	680	810	810	810	1430	1430	1305	1305	1310
Weight (kg)	65	95	95	145	145	172	210	240	300	300	380
Category according to PED2014/68/EU, Fluid group 2	II	II	II	III	III	III	III	III	IV	IV	IV

Price group 84

Order ref.	4021519	4011163	4021520	4021521	4014518	4011164	4013987	4014372	4021524	4015754	4015100
Price (€)	2.692	2.847	2.871	3.555	3.882	4.587	6.450	7.869	8.531	9.520	10.807

*¹ The above performance data apply to the following operating conditions: * 7 bar [g], 35 °C, relative humidity 30 %

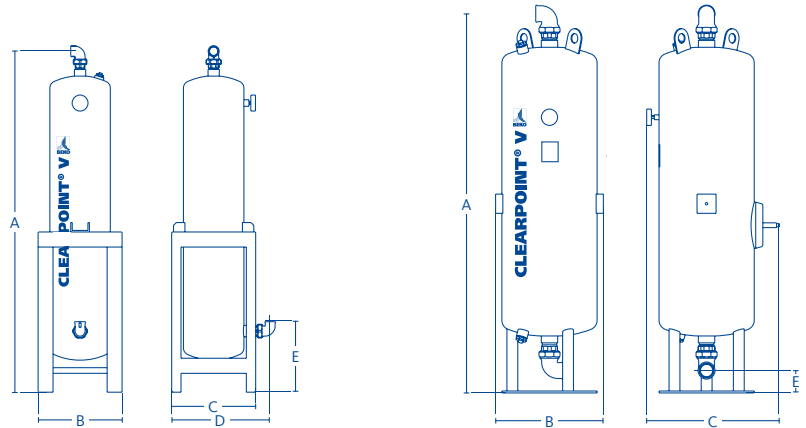
Deviating operating pressures require different adsorber sizes. Deviating inlet temperatures affect the service life of the activated carbon. When choosing an activated carbon adsorber for your specific application, contact our specialists.



CLEARPOINT® V: L 205 – 295 V Activated-carbon adsorber without dust filter

- For inlet air PDP 7°C: better than Class 2 in accordance with DIN ISO 8573-1, residual oil content max. 0,1 mg/m³ referring to 20°C and 1 bar [a].
- For inlet air PDP -40°C: better than Class 1 in accordance with DIN ISO 8573-1, residual oil content max. 0,01 mg/m³ referring to 20°C and 1 bar [a].
- Operating temperature: max. 50 °C, recommended 35 °C
- Maximum operating pressure: 16 bar [g] from L295 V: 11 bar [g]

Note: At high oil aerosol concentrations (> 2 mg/m³) at the inlet, install multi-stage preliminary filtration.



CLEARPOINT® V	L 205 V	L 210 V	L 215 V	L 220 V	L 225 V	L 230 V	L 240 V	L 250 V	L 260 V	L 275 V	L 295 V
Service life*1 [h] at 35 °C	10000	10000	10000	10000	10000	10000	10000	10000	10000	10000	10000
Connection	G1"	G1"	G1"	G1 1/2"	G1 1/2"	G1 1/2"	G2"	G2"	G2 1/2"	G2 1/2"	G2 1/2"
Volume flow rate 7 bar [g]*1 (m ³ /h)	135	155	200	280	380	500	630	800	1000	1250	1550

Dimensions											
A (mm)	1580	1490	1490	1850	1850	1810	1980	1940	1970	1970	2080
B (mm)	340	340	340	450	450	450	420	470	570	570	620
C (mm)	340	340	340	450	450	450	560	590	700	700	730
D (mm)	405	405	405	530	530	530	-	-	-	-	-
E (mm)	270	280	280	380	380	380	105	105	120	120	120
Weight (kg)	60	85	85	130	130	160	200	220	260	260	330
Category according to PED2014/68/EU, Fluid group 2	II	II	II	III	III	III	III	III	IV	IV	IV
Recommended dust filter	M010RF WM-OF	M012RF WMX-OF	M015RF WM-OF	M018RF WM-OF	M020RF WMX-OF	M022RF WMX-OF	M023RF WM-OF	M025RF WM-OF	M027RF WM-OF	M030RF WMX-OF	M032RF WMX-OF

Price group 84											
Order ref.	4016181	4015757	4021522	4017313	4019769	4016054	4017268	4017314	4021523	4016968	4017315
Price (€)	1.903	2.001	2.119	2.760	3.093	3.499	4.818	5.269	6.244	6.697	7.376

*1 Performance data apply to 7 bar [g], 35 °C, 30% rel. hum. Dust filter, installed oil-free on request.

Correction factors for size and service life

Operating pressure bar [g]	4	5	6	7	8	9	10	11	12	13	14	15	16
Correction factor size	0,62	0,75	0,88	1	1,08	1,15	1,21	1,26	1,3	1,37	1,43	1,48	1,53

Inlet temperature [°C]	35° C	40° C	45° C	50° C
Correction factor service life	1	1,33	1,54	1,82

Calculation example activated-carbon adsorber

You have the following operational parameters:

Parameter	Value	Correction factor
Volume flow rate:	350 m ³ /h	-
Operating pressure:	6 bar [g]	0,88
Inlet temperature:	+40 °C	1,33

Conversion of volume flow to operating parameters and service life depending on temperature:

$$V_2 = \frac{V_1}{CF} = \frac{350 \text{ m}^3/\text{h}}{0,88} = 395 \text{ m}^3/\text{h}$$

$$t_2 = \frac{t_1}{CF} = \frac{10000 \text{ h}}{1,33} = 7.519 \text{ h}$$

Result: CP L230 V is the right size for this volume flow of 395 m³/h.

The new service life at the specified temperature is approx. 7.519 h. Both under the assumption that all the inlet pre-conditions are given.

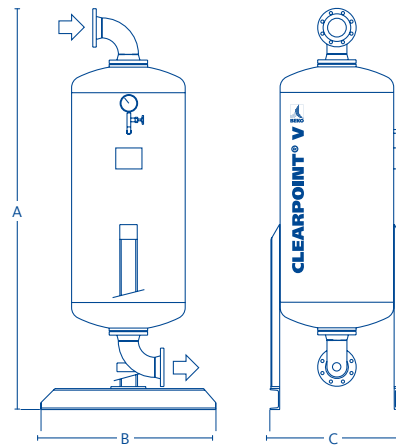


CLEARPOINT® V: L 1250 – 8200 V

Activated-carbon adsorber without dust filter

- › For inlet air PDP 7°C: better than Class 2 in accordance with DIN ISO 8573-1, residual oil content max. 0,1 mg/m³ referring to 20°C and 1 bar [a].
- › For inlet air PDP -40°C: better than Class 1 in accordance with DIN ISO 8573-1, residual oil content max. 0,01 mg/m³ referring to 20°C and 1 bar [a].
- › Operating temperature: max. 50 °C, recommended 35 °C

Note: At high oil aerosol concentrations (> 2 mg/m³) at the inlet, install multi-stage preliminary filtration.



Flange connection

CLEARPOINT® V	L 1250 V	L 1550 V	L 1700 V	L 2000 V	L 2300 V	L 2600 V	L 2900 V
Service life* ¹ [h] at 35 °C	10000	10000	10000	10000	10000	10000	10000
Connection	DN 65	DN 65	DN 80	DN 80	DN 100	DN 100	DN 100
Volume flow rate 7 bar [g] ** (m ³ /h)	1250	1550	1700	2000	2300	2600	2900

Dimensions

A (in mm)	2300	2270	2335	2360	2480	2500	2520
B (in mm)	700	750	750	850	850	1000	1000
C (in mm)	680	755	805	855	905	955	1005
Weight (kg)	355	420	500	600	670	750	820
Category according to PEDL2014/68/ EU / Fluid group 2	IV	IV	IV	IV	IV	IV	IV

Price group 84

Order ref.	4022365	4023355	4021114	4020925	4020643	4023356	4023305
Price (€)	7.434	8.112	8.504	9.875	10.882	11.634	12.430

CLEARPOINT® V	L 3400 V	L 4200 V	L 5000 V	L 6000 V	L 7000 V	L 8200 V
Service life* at 35 °C	10000	10000	10000	10000	10000	10000
Connection	DN 100	DN 150	DN 150	DN 150	DN 150	DN 150
Volume flow rate 7 * bar [g] (m ³ /h)	3400	4200	5000	6000	7000	8200

Dimensions

A (mm)	2540	2810	2870	2930	2970	3010
B (mm)	1000	1100	1250	1250	1450	1450
C (mm)	1055	1030	1130	1225	1345	1445
Weight (kg)	920	1120	1370	1630	1930	2220
Category according to PEDL2014/68/ EU / Fluid group 2	IV	IV	IV	IV	IV	IV

Price group 84

Order ref.	4022210	4023357	4020202	4023358	4023360	4023361
Price (€)	14.392	16.474	19.030	21.028	23.194	25.690

*¹ Performance data apply to 7 bar [g], 35 °C, 30% rel. hum.
Dust filter, installed oil-free on request.
For correction factor and example calculation for installation size assignment and service life, see page 154.

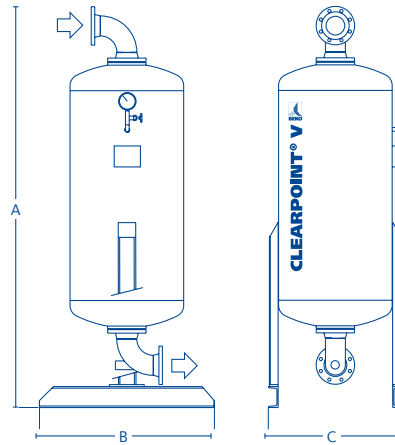


CLEARPOINT® V: L1300 – 5000 V HP

High pressure activated-carbon adsorber without dust filter

- › For inlet air PDP 7°C: better than Class 2 in accordance with DIN ISO 8573-1, residual oil content max. 0.1 mg/m³ referring to 20°C and 1 bar [a].
- › For inlet air PDP -40°C: better than Class 1 in accordance with DIN ISO 8573-1, residual oil content max. 0.01 mg/m³ referring to 20°C and 1 bar [a].
- › Operating pressure: 20 - 40 bar [g]
- › Operating temperature: 5 - 35 °C
- › Ambient temperature: 5 - 40 °C

Note: At high oil aerosol concentrations (> 2 mg/m³) at the inlet, multi-stage prefiltration is necessary.



Flange connection

CLEARPOINT® V	L 1300 HP	L 1800 HP	L 2400 HP	L 3000 HP	L 5000 HP
Connection	DN 50	DN 50	DN 50	DN 65	DN 80
Volume flow rate 40 bar [g] ** (m ³ /h)	1300	1800	2400	3400	5000

Dimensions

A (mm)	2122	2147	2202	2282	2352
B (mm)	650	650	650	850	850
C (mm)	535	585	680	745	855
E (mm)	2155	2230	2285	2375	2452
D (mm)	215	215	215	220	220
Weight (kg)	275	345	470	590	835

Price group 84

Order ref.	4032837	4032858	4032838	4032840	4038078
Price (€)	11.781	12.065	13.335	16.067	17.294

* Performance data apply to 40 bar [g], 35 °C, 30% RH

CLEARPOINT® V: Options for L1300 – 5000 V HP

Optional equipment

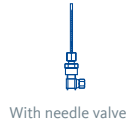
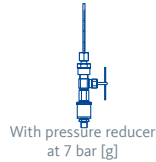
- Filter attachment incl. pipes
- Oil indicator
- Bypass installations
- Custom paint
- Variant for installation downstream of heat regenerated adsorption dryer

Further version options on request



CLEARPOINT® V - Accessories & spare parts

CLEARPOINT® V S & M: Oil test indicator / connection piece



	Oil indicator . complete	Replacement tube	Connection piece for CLEARPOINT® ^{*1}			
			S040-S055	S075-M012	M015-M023	M025-M032
Connection	G1/8"	1/8 NPT	-	-	-	-
Pressure max. bar[g]	16	7	-	-	-	-
Price group 84						
Order ref.	4008728	4025989	4008713	4008725	4008726	4008749
Price (€)	215	182	35	36	38	51

*1 Adapter only for 16bar version

CLEARPOINT® V S & M: Replacement cartridge

CLEARPOINT® V	S055	M010X	M018
Price group 84			
Order ref.	4009180	4009181	4009182
Price (€)	162	204	264

CLEARPOINT® V L: Replacement filter sets and replacement activated carbon fillings

Replacement filter sets PG 86 for L 205-295 VWM	L 205 VWM	L 210 VWM	L 215 VWM	L 220 VWM	L 225 VWM	L 230 VWM	L 240 VWM	L 250 VWM	L 260 VWM	L 275 VWM	L 295 VWM
Price group 84											
Order ref.	4014355	4013803	4013805	4014275	4014286	4013809	4013811	4014356	4014357	4013877	4014358
Price (€)	198	220	274	297	352	443	543	586	626	855	1.052

Replacement filling for L 205-295 VWM	L 205 V + VWM	L 210 V + VWM	L 215 V + VWM	L 220 V + VWM	L 225 V + VWM	L 230 V + VWM	L 240 V + VWM	L 250 V + VWM	L 260 V + VWM	L 275 V + VWM	L 295 V + VWM
Price group 84											
Order ref.	4017088	4017089	4017089	4017090	4017090	4017091	4017092	4017093	4017094	4017094	4017095
Price (€)	315	456	456	762	762	1.006	1.161	1.396	1.927	1.927	2.750



CLEARPOINT® V - Accessories & spare parts

CLEARPOINT® V: L & L-HP: Replacement activated carbon fillings

Replacement filling for L 1250-8200 V	L 1250 V	L 1550 V	L 1700 V	L 2000 V	L 2300 V	L 2600 V	L 2900 V
Price group 84							
Order ref.:	4024568	4024569	4024570	4024571	4024572	4024573	4024574
Price (€)	2.372	2.829	3.074	3.677	4.202	4.818	5.371

	L 3400 V	L 4200 V	L 5000 V	L 6000 V	L 7000 V	L 8200 V
Order ref.:	4024575	4024576	4024577	4024578	4024579	4024580
Price (€)	6.104	7.429	9.117	10.811	12.664	14.795

Replacement filling for L 1300-1500 V-HP	L 1300 HP	L 1800 HP	L 2400 HP	L 3000 HP	L 5000 HP
Price group 84					
Order ref.:	4039520	4039507	4039521	4039522	4039523
Price (€)	1.225	1.471	2.035	2.652	3.266

Activated carbon universal set	Packing unit per 10kg
Price group 84	
Order ref.	4017060
Price (€)	391







METPOINT®

One single control measurement confirms compressed air quality

Measuring means clarity. Through measurements you can precisely assess the condition of your system, maintain the overview on functionality and quality and decide on the right steps in situations requiring rapid action. Through analysis and documentation of measured values you can identify optimisation potential.

■ MEASUREMENT TECHNOLOGY METPOINT®	161
METPOINT® DPM pressure dew point sensor	162
METPOINT® DPM accessories	162
METPOINT® DPM stationary	163
METPOINT® DPM stationary accessories	163
METPOINT® DPM accessories/FLM accessories	164
METPOINT® FLM stationary volume flow measuring system	165
METPOINT® FLM accessories	166
METPOINT® FLM compact	168
METPOINT® FLM accessories	169

METPOINT® PRM pressure sensor	169
METPOINT® pressure sensor-accessories	169
METPOINT® OCV compact	170
METPOINT® OCV compact-accessories	172
METPOINT® OCV compact-accessories for 50 bar applications	173
Minimum requirements for the installation of METPOINT® OCV	174
METPOINT® MCA mobile compressed air analysis	176
METPOINT® LKD	179
METPOINT® LKD accessories	179
METPOINT® BDL compact Data logger	180
METPOINT® Sensor connection cable	181
METPOINT® BDL portable	182
METPOINT® UD01/UD02 Display	184
METPOINT® Services	186



METPOINT® pressure dew point sensor

SD11 / SD21 / SD23 pressure dew point sensor



Model designation	SD11 *1	SD21 *1	SD23 *1
Measuring principle	capacitive polymer sensor	capacitive polymer sensor	capacitive polymer sensor
Measured parameter	°Ctd/°Ftd dew point / freezing point	°Ctd/°Ftd dew point / freezing point	°Ctd/°Ftd dew point / freezing point
Measuring range	-20 ... +30 °Ctd (-4...+86° Fdt)	-60 ... +30 °Ctd (-4...+86° Fdt)	-60 ... +30 °Ctd (-4...+86° Fdt)
Output signal	4 ... 20 mA, analogue, 2-wire	4 ... 20 mA, analogue, 2-wire	RS485 / 4 ... 20 mA, analogue, 2-wire RS485, digital, 4-wire
Max. permissible operating overpressure	50 bar [g]	50 bar [g]	50 bar [g]
Process medium	Compressed air	Compressed air	Compressed air
Temperature-compensated range	-25 ... +60 °C	-25 ... +60 °C	-25 ... +60 °C
Reference conditions	EN 61298-1	EN 61298-1	EN 61298-1
Process connection	G1/2" external thread (ISO 228-1)	G1/2" external thread (ISO 228-1)	G1/2" external thread (ISO 228-1)
Sensor protection	Stainless steel sintered filter 40 µm	Stainless steel sintered filter 40 µm	Stainless steel sintered filter 40 µm
Measuring gas flow when the measuring chamber is employed	1 ... 3 Norm l/min	1 ... 3 Norm l/min	1 ... 3 Norm l/min
Weight	175 g	175 g	175 g
Degree of protection according to EN 60529	IP 65	IP 65	IP 65

Price group 96			
order ref.	4029239	4024282	4024283
Price (€)	565	878	917

*1 M12 plug included in the scope of delivery. For pre-assembled cables, see page 181.

METPOINT® DPM accessories

Measuring chamber for METPOINT® DPM	MK Basic PN16	MK Basic PN50
Material	aluminium	aluminium
Max. permissible operating pressure	16 bar [g]	50 bar [g]
Max. permissible temperature range	10 ... 80 °C	10 ... 80 °C

Price group 95		
Order ref.	4026170	4027290
Price (€)	162	162



METPOINT® DPM stationary

Scope of delivery

- › Data logger BDL compact 2D
- › DPM SD23 dew point transmitter
- › MK-Basic-PN16 measuring chamber with quick-release coupling NW 7.2 plug nipple
- › Parameterized and fully assembled
- › Connecting cable (5m)



Stationary pressure dew point measuring device	
Price group 96	
Order ref.	4031322
Price (€)	2.515

Technical data of BDL compact data logger	
Dimensions (mm)	180 x 166 x 115 (width height depth)
Operating temperature	0 ... +50 °C
Power supply	100 ... 240 VAC / 50-60 Hz / 10 VA
Sensor inputs	2 inputs for dew point and consumption sensors (optionally 2 analogue inputs)
Keypad	3,5" touchpanel TCT transmissive
Alarm output	2 relays, potential free, changeover
Analog output	Connection of the 4 ... 20 mA signals for the dew point and consumption sensors (max. load < 500 Ω)
Integrated data logger	4 GB SD standard memory card (micro SDHC class 4)

* This combination can also be used to set up a "pressure dew point control" for adsorption dryers.

Technical data for SD23 pressure dew point sensor	
Measuring range	-60 ... +30 °Ctd
Max. permissible Operating overpressure	50 bar [g]
Max. measuring error	± 4 K for -60 ... -50 °Ctd ± 3 K for -50 ... -30 °Ctd ± 2 K for -30 ... -10 °Ctd ± 1 K for -10 ... +30 °Ctd
t95 response time	< 10 sec (from dry to humid) < 40 sec (from humid to dry)
Power supply	14 ... 30 VDC
Load (load resistance)	RL = max. 416 Ω at 24 V DC
Output signal	4 ... 20 mA, analogue, 4-wire
Output signal	RS485, digital output, 4-wire
Process medium temperature	-30 °C ... +70 °C
Ambient temperature during operation:	-25 °C ... +60 °C
Storage and transport temperature:	-40 °C ... +85 °C
Ambient air humidity:	0 ... 95%, no condensation

METPOINT® DPM stationary accessories

For METPOINT® DPM stationary	Software SW201	Connecting cable with plug (5 m) SD 11 / SD21	Connecting cable with plug (5 m) SD23
Price group 95			
Order ref.	4024218	4025252	4025253
Price (€)	414	73	73

For METPOINT® DPM stationary	Connecting cable with plug (15m) SD 11 SD21	Connecting cable with plug (15 m) SD23	Connecting cable with plug (25 m) SD 11 / SD21	Connecting cable with plug (25 m) SD23
Price group 95				
Order ref.	4034219	4033570	4034220	4033571
Price (€)	131	131	165	131



METPOINT® DPM accessories / FLM accessories

Clamp saddles incl. ball valve



Clamp saddle *	ø 32 ... 36 mm	ø 36 ... 40 mm	ø 40 ... 44 mm	ø 44 ... 51 mm	ø 48 ... 55 mm	ø 52 ... 59 mm	ø 57 ... 64 mm
Length (mm)	100	100	150	200	200	200	200

Price group 95							
Order ref.	4016091	4016092	4016093	4016094	4016095	4016096	4016097
Price (€)	237	237	237	240	240	241	244

Clamp saddle *	ø 63 ... 70 mm	ø 70 ... 77 mm	ø 75 ... 83 mm	ø 82 ... 90 mm	ø 87 ... 97 mm	ø 95 ... 104 mm
Length (mm)	200	200	200	200	200	200

Price group 95						
Order ref.	4016098	4016099	4016125	4016126	4016127	4016128
Price (€)	244	259	259	263	263	271

Clamp saddle *	ø 102 ... 112 mm	ø 108 ... 118 mm	ø 125 ... 135 mm	ø 133 ... 144 mm	ø 145 ... 155 mm	ø 151 ... 161 mm
Length (mm)	200	200	200	200	250	250

Price group 95						
Order ref.	4016129	4016130	4016132	4016133	4016134	4016135
Price (€)	271	271	315	315	326	326

Clamp saddle *	ø 159 ... 170 mm	ø 168 ... 180 mm	ø 180 ... 191 mm	ø 193 ... 203 mm	ø 200 ... 210 mm	ø 209 ... 220 mm
Length (mm)	250	250	250	300	300	300

Price group 95						
Order ref.	4016136	4016137	4016138	4016139	4016140	4016141
Price (€)	339	347	352	364	373	373

* incl. 1/2" ball valve, up to 10 bar (e)

Special drill – drilling under pressure

incl. 1/2" ball valve



Drill	
Price group 95	
Order ref.	4017334
Price (€)	1.391

Technical data tapping device	
Drill diameter	13.0 mm
Drill length	450 mm
Drill material	HSS/E
Max. operating pressure	10 bar (g)
Dimensions	450 x 45 mm
Housing material	Al



METPOINT® FLM Stationary volume flow measuring system

Scope of delivery

- › Data logger BDL compact 2D
- › Sensor SF53, 185 m/s, 220 mm insertion depth
- › Connecting cable approx. 5 m



Stationary volume flow measuring system (with BDL compact and SF53L)

Price group 95

Order ref. 4031323

Price (€) 3.744

Technical data of BDL compact data logger

Dimensions (mm)	180 x 166 x 115 (width / height / depth)
Operating temperature	0 ... +50 °C
Power supply	100 ... 240 VAC / 50 ... 60 Hz / max 10 VA
Flow velocity	185 m/sec.
Sensor inputs	2 inputs for dew point and consumption sensors (optional 2 analogue inputs)
Keypad	3,5" Touchpanel TCT transmissive
Alarm output	2 relays, potential free, changeover
Analog output	Connection of the 4 ... 20 mA signals for the dew point and consumption sensors (max. load < 500 Ω)
Integrated data logger	4 GB SD standard memory card (micro SDHC class 4)

Technical data of SF53 flow sensor

Dimensions (mm) Insertion depth 220 mm	80 x 437 x 94 (width height depth)
Operating temperature	-30 ... +140 °C sensor tube, -30 ... +80 °C for housing
Power supply	18 ... 36 VDC through optional power adapter or BDL
Measuring technique	Calorimetric
Media	Air, gases
Humidity of medium	Max. 90 % rH (no droplets)
Operating pressure	0 ... 10 bar (g), 0 ... 50 bar (g) with additional pressure protection
Material of sensor tube and fittings	1.4301 stainless steel
Digital output	RS485 (Modbus RTU)
Analog output	4 ... 20 mA (load < 500 Ω)
Pulse output	1 pulse per m ³ or per litre, floating pulse output Passive: max. 48 VDC 150 mA Passive: max. 48 VDC 150 mA

FL53 volume flow sensor versions

	Insertion depth 220 mm *1	Insertion depth 400 mm *1
Price group 95		
Order ref. (version with display)	4036444	4036445
Price (€)	2.626	2.676
Order ref. with LED*2	4036441	4036442
Price (€)	2.330	2.379



*1 5m connection cable included in the scope of delivery, further connection cables see page 181.

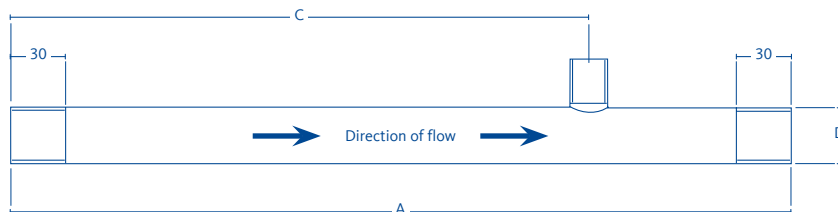
*2 Settings (e.g. pipe diameter) for the SF13 and SF53 with LED are only possible with a BDL or BDL compact. The setting of sensor configurations e.g. pipe diameter or communication) can take place directly with the "display variant" or only with a BDL data logger in the case of the "LED variant".



METPOINT® FLM accessories

METPOINT® FLM: measuring section with thread

incl. 1/2" ball valve

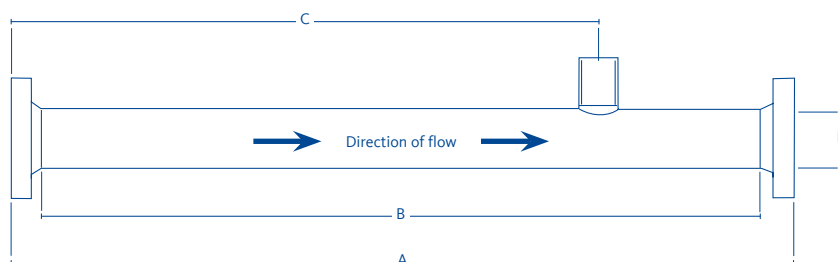


Measuring section	DN 15 1/2"	DN 20 3/4"	DN 25 1"	DN 32 1 1/4"	DN 40 1 1/2"	DN 50 2"
Connection	G1/2"	G3/4"	G1"	G1 1/4"	G1 1/2"	G2"
PN (bar [g])	16	16	16	16	16	16
A (mm)	500	600	750	900	1000	1250
B (mm)	-	-	-	-	-	-
C (mm)	350	430	530	660	750	930
D (mm)	21,3	26,9	33,7	42,4	48,3	60,3

Price group 95						
Order ref.	4014002	4013951	4013850	4014206	4014207	4014208
Price (€)	411	451	518	575	634	807

METPOINT® FLM: Measuring section with flange

incl. 1/2" ball valve



Measuring section	DN 65 2 1/2"	DN 80 3"	DN 100 4"	DN 125 5"	DN 150 6"
Connection	G2 1/2"	DN 80	DN 100	DN 125	DN 150
PN (bar [g])	16	16	16	16	16
A (mm)	1500	1850	2104	2860	3110
B (mm)	-	1750	2000	2750	3000
C (mm)	1170	1330	1500	2050	2450
D (mm)	76,1	88,9	114,3	139,7	168,3

Price group 95					
Order ref.	4014209	4014210	4014211	4014212	4014213
Price (€)	971	1.203	1.330	2.084	2.373



METPOINT® FLM: Pressure protection



	Protection for SF53 220 mm	Protection for SF53 400 mm
Price group 95		
Order ref.	4042067	4041910
Price (€)	391	435

Technical data FLM pressure protection	
Applications	For safe installation and removal as well as for fixing the flow sensor METPOINT(R) FLM SF53 from 10 bar [g] in compressed air pipes.
Ambient temperature	+5°C to +45°C, rel. humidity ≤ 75%, non-condensing
Storage temperature	-10°C to +50°C
Compressed air temperature	+5°C to +85°C
Maximum operating pressure	50 bar [g]
Compressed air connection	G1/2" internal thread in accordance with ISO 228-1
Weight	approx. 3,3 kg
Materials	Ball valve: 1.4408 stainless steel Guide rod: 1.4301 stainless steel Threaded locking rods: 1.4571 stainless steel Brackets: Carbon steel, S235JR, 1.0038, powder-coated

Please use the FLM pressure protection for volume flow sensors of the SF53 series from a pressure of 10 bar [g] up to a maximum pressure of 50 bar [g]. The pressure protection is designed to remain at the measuring point in order to install/remove the volume flow sensor safely during service or calibrating work.

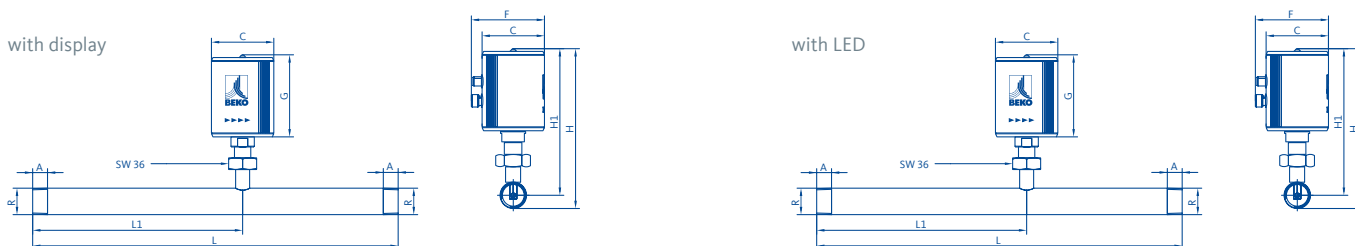


METPOINT® FLM compact

Technical data of SF13 flow sensor	
Sensor	Pt45, Pt1000
Operating temperature	-30 ... +140 °C sensor tube, -30 ... +80 °C for housing
Humidity of medium	Max. 90 % rH (no droplets)
Operating pressure	to 16 bar [g]
Measuring unit/section	Material: 1.4404 stainless steel
Power supply	18 ... 36 VDC through optional power adapter or BDL
Power consumption	max. 5 W
Digital output	RS485 (Modbus RTU)
Analog output	4 ... 20 mA (load < 500 Ω)
Pulse output	1 pulse per m³ or per litre, floating pulse output Passive: max. 48 VDC 150 mA Passive: max. 48 VDC 150 mA
Accuracy	± 1,5 % of measured value ± 0,3 % of final value



SF13 volume flow sensor versions



Measuring section	DN 8 1/4" *1	DN15 1/2" *1	DN20 3/4" *1	DN25 1" *1	DN32 1 1/4" *1	DN40 1 1/2" *1	DN50 2" *1
Measuring range	0,8 ... 90 l/min	0,2 ... 90 m³/h	0,3 ... 170 m³/h	0,5 ... 290 m³/h	0,7 ... 530 m³/h	1 ... 730 m³/h	2 ... 1195 m³/h
PN (bar [g])	16	16	16	16	16	16	16
AD/ID (mm)	13,7/8,5	21,3/16,1	26,9/21,7	33,7/27,3	42,4/36,0	48,3/41,9	60,3/53,1
L (mm)	194	300	475	475	475	475	475
L1 (mm)	137	210	275	275	275	275	275
H (mm)	193,6	197,4	200,2	203,5	207,9	210,9	216,9
H1 (mm)	186,7	186,7	186,7	186,7	186,7	186,7	186,7
A (mm)	15	20	20	25	25	25	30
G (mm) Display/LED	102/105,5	102/105,5	102/105,5	102/105,5	102/105,5	102/105,5	102/105,5

Price group 95							
Order no. (version with display)	4036446	4036447	4036448	4036449	4036450	4036451	4036452
Price (€)	903	903	955	977	1.173	1.184	1.241
Order ref. with LED *2	4036454	4036455	4036456	4036457	4036458	4036459	4036460
Price (€)	815	815	865	888	1.083	1.095	1.153

* 5m connection cable included in the scope of delivery, further connection cables see page 180.
 * Settings (e.g. pipe diameter) for the SF13 and SF53 with LED are only possible with a BDL or BDL compact.
 * The setting of sensor configurations e.g. pipe diameter or communication) can take place directly with the "display variant" or only with a BDL data logger in the case of the "LED variant".



METPOINT® FLM accessories



For METPOINT® FLMcompact	Power supply for SF 13, 100 ... 240 VAC / 24 VDC
Price group 95	
Order ref.	4032115
Price (€)	119

METPOINT® PRM pressure sensor



METPOINT® pressure transducer	SP11	SP21	SP61
Output signal (analogue)	4 ... 20 mA	4 ... 20 mA	4 ... 20 mA
Measuring range	0 ... 16 bar [g]	0 ... 25 bar [g]	0 ... 60 bar [g]
Price group 96			
Order ref.	4025453	4024284	4024286
Price (€)	196	196	196

Technical data of pressure transducer	
Measuring range	0 ... 16 bar [g] or 0 ... 25 bar [g] or 0 ... 60 bar [g]
Accuracy	< 0.5 %
Type PRM SP21/SP61 output signal	4 ... 20 mA, analogue, 2-wire
Permissible ambient temperature	-25 °C ... +85 °C
Storage temperature	-40 ... +85 °C
Process connection	G1/4" B
Weight	105 g
Electrical connection	M 12 x 1 plug-type connector. One plug included
Sensor material	1.4404
Degree of protection	IP 67 according to EN 60529

METPOINT® Pressure sensor accessories

For METPOINT® pressure sensor	Connection cable 5 m*1 SP11/SP21/SP61	Connection cable 15 m*1 SP11/SP21/SP61	Connection cable 25 m*1 SP11/SP21/SP61
Price group 95			
Order ref.	4025252	4034219	4034220
Price (€)	73	131	165

For METPOINT® pressure sensor	Copper seal	R 1/4" SW27 connecting adapter	NPT 1/4" SW27 connecting adapter
Price group 95			
Order ref.	4025383	4025381	4025382
Price (€)	10	25	25

*1 See page 180 for further connection cables.



METPOINT® OCV compact



Scope of delivery

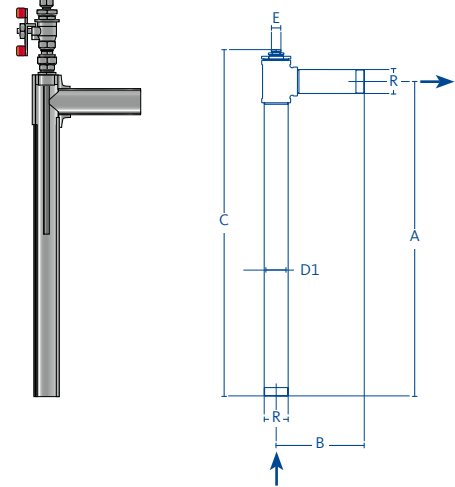

- › OCV compact measuring system, ready-to-connect with power line, 2,5 m
- › Factory calibration results
- › Transport packaging, is required for return transport for calibration and maintenance

Technical data							
Media	Compressed air, free of aggressive, corrosive, caustic, toxic, flammable or combustion supporting materials and substances. The use of a compressed air preparation adapted to the measurement task is necessary.						
Measured value	Residual oil content in mg of oil/normal m ³ , relative to 1,0 bar[a], +20 °C, 0 % relative humidity, according to ISO 8573-1						
Detectable substances	Polyalphaolefines, aromatics, hydrocarbons, aliphatic hydrocarbons and functional hydrocarbons						
Applications	Downstream of activated carbon filter and, activated carbon adsorber, downstream of BEKOKAT® (catalytic converter), downstream of oil-free compressing compressor, each with pre-switched filtration and drying						
Ambient temperature	+5 °C ... +45 °C, relative humidity ≤ 75 % without dew point						
Storage temperature	+5 °C ... +50 °C						
Ambient pressure	800 ... 1200 mbar [a]						
Pressure dew point	Max. +10 °Ctd						
Compressed air temperature	+5 °C ... +50 °C						
Operating overpressure	3 ... 16 bar[g], optional pressure reducer pre-switched for up to 300 bar [e]						
Settings for operating pressure	By utilising integrated pressure reducer with display						
Measuring gas humidity	≤ 40 % relative humidity, max. pressure dew point +10°C, non-condensing humidity						
Compressed air connection	G1/8" internal thread, according to ISO 228-1						
Measurement values	mg / standard m ³ , pressure and temperature compensated						
Measuring range	≤ 0,01 ... 2,500 mg/m ³						
Measured value display	A new measured value every 4 seconds						
Calibrated measuring range	≤ 0,01...1,25 mg/m ³ residual oil content, according to ISO 8573-1						
Detection limit (residual oil)	0,001 mg/m ³						
Measuring range and accuracy	<table border="0"> <tr> <td>≤ 0,01 ... 0,5 mg/m³</td> <td>± 0,003</td> </tr> <tr> <td>≥ 0,5 ... 1,0 mg/m³</td> <td>± 0,10</td> </tr> <tr> <td>≥ 1,0 ... 2,5 mg/m³</td> <td>± 0,10</td> </tr> </table>	≤ 0,01 ... 0,5 mg/m ³	± 0,003	≥ 0,5 ... 1,0 mg/m ³	± 0,10	≥ 1,0 ... 2,5 mg/m ³	± 0,10
≤ 0,01 ... 0,5 mg/m ³	± 0,003						
≥ 0,5 ... 1,0 mg/m ³	± 0,10						
≥ 1,0 ... 2,5 mg/m ³	± 0,10						
Measuring gas flow rate	Approx. 1,20 standard litre / minute relative to 1,0 bar [a] and +20 °C, in depressurised state						
Display for adhering to an ISO residual oil vapour class	As LED (red/green), configurable						
Reference gas generation	Integrated catalytic converter						
Power supply	100 ... 240 VAC / 1 Ph / PE / 50 ... 60 Hz / ± 10 %						
Degree of protection	IP54 / DIN EN 60529						
Outputs	4 ... 20 mA analogue output , 2-wire system, RS-485, MODBUS RTU for the transmission of measured values, 1 alarm contact, normally open contact						
Dimensions (mm)	410 x 440 x 163 (W x H x D)						
Weight	approx. 16,3 kg						

For METPOINT®	EU	
Price group 96		
Order ref.	4039709	
Price (€)	7.042	



METPOINT® OCV compact: Measuring section



Technical data	
Material	Stainless steel oil and grease-free
Connection for sampling probe E	3/8" internal thread oil-free
Taper with worth pipe thread	DIN 2999

Measuring section	DN 20 3/4"	DN 25 1"	DN 32 1 1/4"	DN 40 1 1/2"	DN 50 2"	DN 65 2 1/2"	DN 80 3"
Type	MS-2016	MS-2516	MS-3216	MS-4016	MS-5016	MS-6510	MS-8010
PN (bar [g])	16	16	16	16	16	10	10
A (mm)	430	480	550	600	905	1105	1155
B (mm)	120	120	130	180	190	260	320
C (mm)	475	530	610	670	980	1220	1270
R	R3/4"	R1"	R1 1/4"	R1 1/2"	R2"	R2 1/2"	R3"
D1 (ø mm)	26,9 x 2,6	33,7 x 3,6	42,4 x 3,6	48,3 x 3,6	60,3 x 3,6	76,1 x 3,6	88,9 x 4,0

Price group 96							
Order ref.	4013229	4013230	4013233	4013234	4013235	4013265	4013266
Price (€)	413	460	518	598	793	1.171	1.527



METPOINT® OCV compact accessories


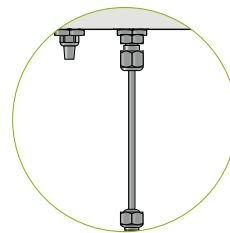


For METPOINT® OCV	Ball valve, oil-free and grease-free
Price group 96	
Order ref.	4014394
Price (€)	311

For METPOINT® OCV	Sampling probe DN 20 – 40 (310 mm)	Sampling probe DN 50 – 80 (510 mm)	Sampling probe > DN 80 customer-specific
Price group 96			
Order ref.	4013236	4013237	4013238
Price (€)	317	317	380

METPOINT® OCV compact: Accessories for horizontal installation


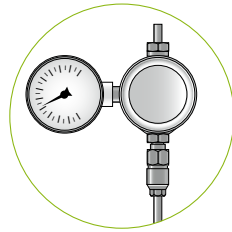
Scope of delivery
› Stainless steel pipe 6 x 1 mm
› Length max. 1000 mm
For 4014085:
› incl. 2 pcs connection fitting G 3/8" external thread
For 4042085:
› incl. 1 pce connection fitting G 3/8" external thread
› incl. 1 pce connection fitting G 1/8" external thread



For METPOINT® OCV	1 Stainless steel piping 6 x 1 mm, incl. fittings
	OCV compact
Price group 96	
Order ref.	4042085
Price (€)	210

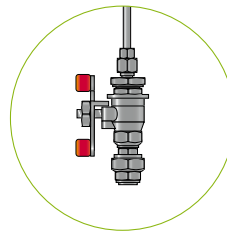


METPOINT® OCV compact accessories for 50 bar applications



1

* Stainless steel piping not included in scope of delivery. See page 172.



2

For METPOINT® OCV compact	1 Pressure reducer oil and grease-free	2 Ball valve oil and grease-free
Price group 96		
Order ref.	4014084	4014394
Price (€)	823	311

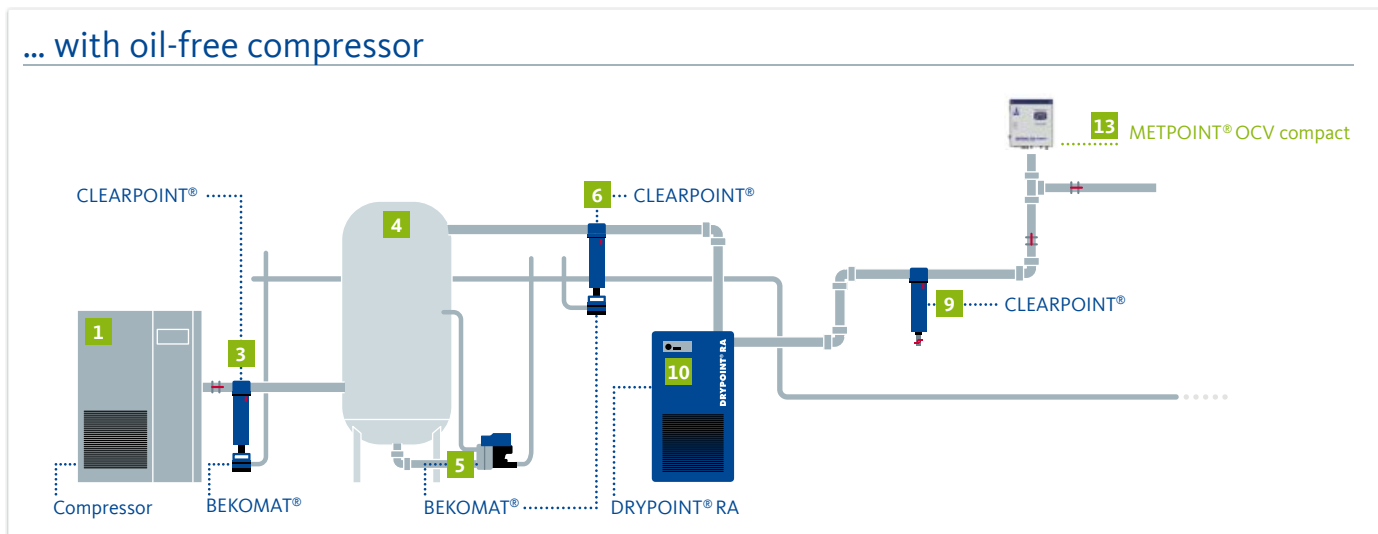
The METPOINT® OCV compact works with an inlet operating pressure of 3 to 16 bar (g). An integrated pressure reducer ensures that this inlet pressure is adapted to the internal operating pressure of 2.5 bar (g) is set. For higher inlet pressures up to 50 bar (g) an additional pressure reducer is necessary.

- › Easy installation
- › Pressure range adjustable with scaled manometer
- › Free of oil and grease

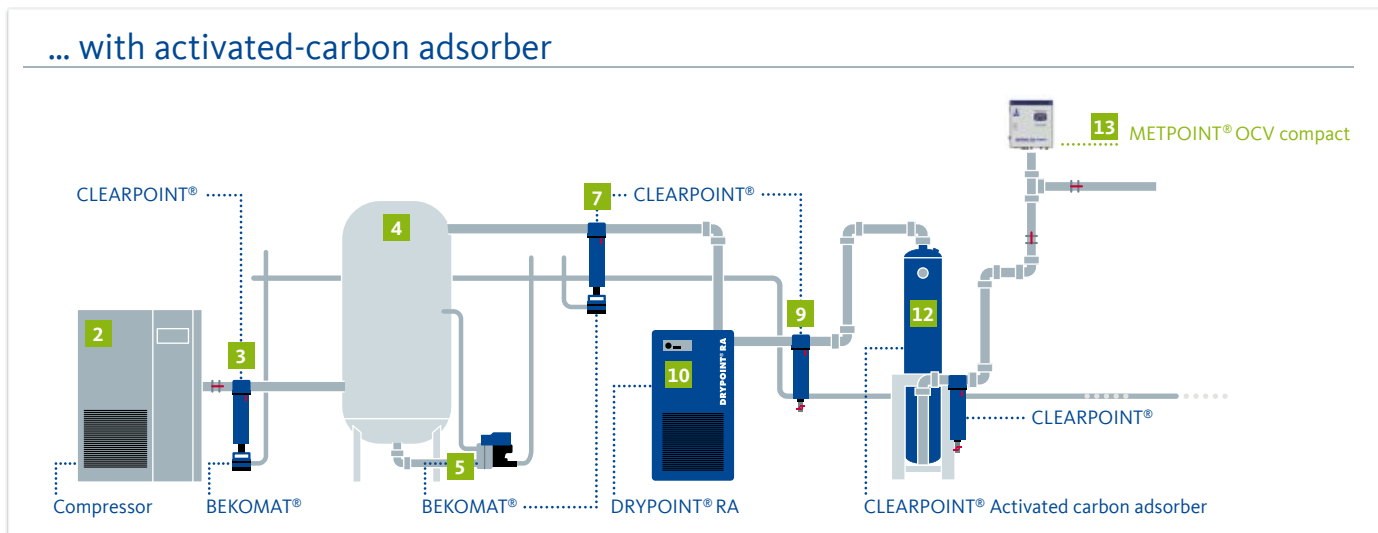


Minimum requirements for the installation of METPOINT® OCV compact

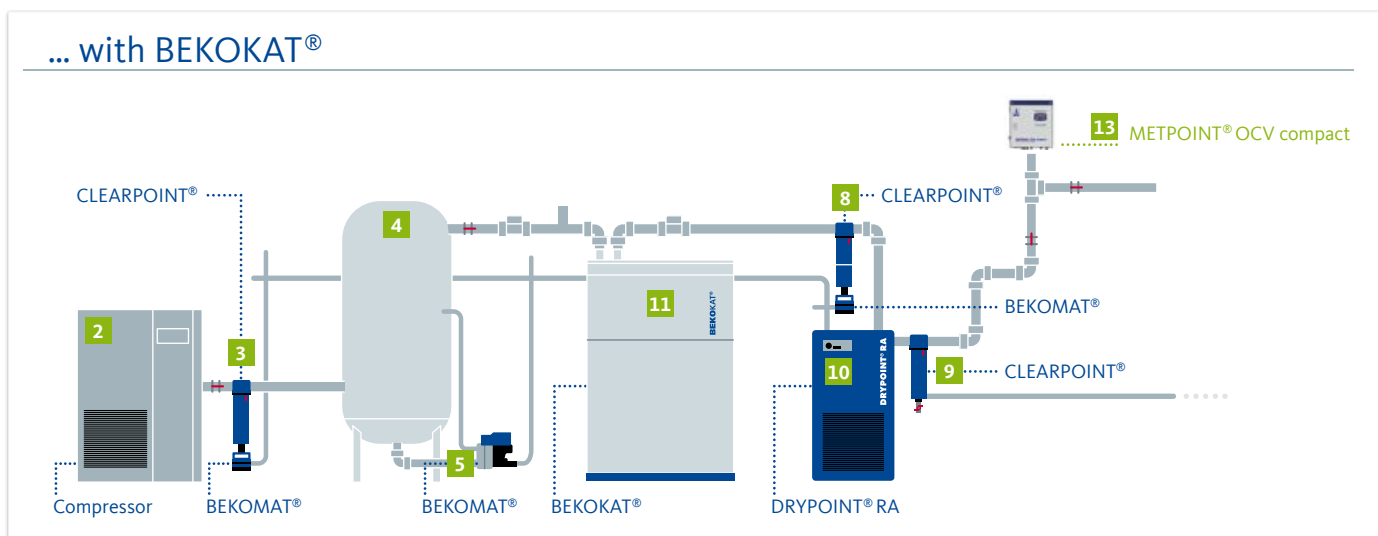
... with oil-free compressor



... with activated-carbon adsorber



... with BEKOKAT®



Note: The use of a refrigeration dryer keeps the pressure dew point in the upper limit range of the OCV compact operating conditions. This can lead to fluctuations in the measured values or to faulty results if the limit pressure dew point is exceeded. For this reason, we recommend the use of an adsorption dryer and a pressure dew point of below 0° Ctd.



METPOINT® OCV compact: Monitoring system for residual oil content in compressed air

METPOINT® OCV is an intelligent compressed air monitoring system and has been specially developed to monitor residual oil contents (oil vapour)/hydrocarbons in compressed air systems, pursuant to ISO 8573-1 with respect to the quality of compressed air.

Note: We recommend an installation together with the oil and fat-free ball valve or with a bypass.

Minimum requirements for the installation of METPOINT® OCV	
1	Compressor with oil-free compression
2	Compressor with oil lubricated compression
3	CLEARPOINT® water separator with BEKOMAT® condensate drain
4	Compressed air tank
5	BEKOMAT® for boiler drainage
6	CLEARPOINT® fine filter (F, FX) with BEKOMAT® condensate drain
7	CLEARPOINT® fine filter (F, FX) with BEKOMAT® condensate drain
8	CLEARPOINT® fine filter (F, FX) with BEKOMAT® condensate drain
9	CLEARPOINT® super fine filter (S, SX) with manual condensate drain
10	Minimum requirement: refrigeration dryers
11	BEKOMAT® Catalytic converter
12	CLEARPOINT® Activated carbon adsorber
13	METPOINT® OCV compact

Class	Solid particles, max. number of particles per m ³			Pressure dew point °C	Oil content (liquid, aerosol, oil vapour) mg/m ³
	0.1 µm < d ≤ 0.5 µm	0.5 µm < d ≤ 1.0 µm	1.0 µm < d ≤ 5.0 µm		
0	In accordance with the device operator's or supplier's specification, stricter requirements than class 1				
1	≤20.000	≤400	≤10	≤-70	≤0,01
2	≤400.000	≤6.000	≤100	≤-40	≤0,1
3	-	≤90.000	≤1.000	≤-20	≤1
4	-	-	≤10.000	≤+3	≤5
5	-	-	≤100.000	≤+7	>5
6	-	-	-	≤+10	-

■ Measured according to ISO 8573-4, reference conditions 1 bar [a], 20 °C, 0% r.h.
■ Measured according to ISO 8573-3
■ Measured according to ISO 8573-2 and ISO 8573-5, reference conditions 1 bar [a], 20 °C, 0% r.h.



METPOINT® MCA mobile compressed air analysis

- › Typical applications are troubleshooting in the compressed air system or Air Audits
- › Mobile frame
- › Highly accurate measuring methods from the proven METPOINT® Portfolio
- › High degree of modularity, also for customised versions
- › Integrated BDL 04/08 data logger
- › METPOINT® MCA is supplied fully assembled
- › Four different versions are available as standard: O, OP, OS, OPS
 - › 'O' for "oil vapour [measurement]" - always present
 - › 'P' additionally for "particle counter"
 - › 'S' additionally for "sensors"

MCA - Measured variable	O	PO	OS	OPS
Oil vapour measurements [mg/m³]	■	■	■	■
Particle concentration [cts/m³]		■		■
Pressure dew point [°Ctd]			■	■
Temperature [°C]			■	■
Relative humidity [%]			■	■
Volume flow of compressed air [m³/h]			■	■
Operating pressure [bar(g)]			■	■
Gas velocity compressed air [m/s]			■	■

METPOINT® MCA O

Mobile frame with:

- › METPOINT® OCV compact system for oil vapour measurements
- › METPOINT® BDL04 Data logger on top for easy readability. Display of the residual oil content, connection options for further sensors
- › Common power supply with main switch
- › Stable mounting frame with 4 wheels (lockable)
- › Easily accessible compressed air connection
- › Cover plate to protect the BDL during transport



METPOINT® MCA OP

Mobile frame with:

- › METPOINT® OCV compact system for oil vapour measurements
- › Particle counter "PC 400" 0,1 µm
- › METPOINT® BDL04 Data logger on top for easy readability. Display of the residual oil content, connection options for further sensors
- › Common power supply with main switch
- › Stable mounting frame with 4 wheels (lockable)
- › Easily accessible compressed air connection for both measuring devices
- › Easily accessible compressed air connection
- › Cover plate to protect the BDL during transport





METPOINT® MCA OPS

Mobile frame with:

- › METPOINT® OCV compact system for oil vapour measurements
- › Particle counter "PC 400" 0,1 µm
- › METPOINT® BDL08 Data logger on top for easy readability. Display of the residual oil content, connection options for further sensors
- › Common power supply with main switch
- › Stable mounting frame with 4 wheels (lockable)
- › Easily accessible compressed air connection for both measuring devices
- › Cover plate to protect the BDL during transport
- › Sturdy transport case with the following sensors
- › Dew point sensor (DPM SD 23) including MK PN 16 measuring chamber
- › Volume flow sensor (FLM SF 53 with display, 220 mm)
- › Pressure sensor (PRM SP21)
- › Temperature sensor (PT1000)
- › Connection cable for all sensors (5 m length each) 5 m compressed air hose for connecting the MCA OPS to the compressed air line



METPOINT® MCA OS

Mobile frame with:

- › METPOINT® OCV compact system for oil vapour measurements
- › METPOINT® BDL08 Data logger on top for easy readability. Display of the residual oil content, connection options for further sensors
- › Common power supply with main switch
- › Stable mounting frame with 4 wheels (lockable)
- › Easily accessible compressed air connection
- › Cover plate to protect the BDL during transport
- › Sturdy transport case with the following sensors
- › Dew point sensor (DPM SD 23) including MK PN 16 measuring chamber
- › Volume flow sensor (FLM SF 53 with display, 220 mm)
- › Pressure sensor (PRM SP21)
- › Temperature sensor (PT1000)
- › Connection cable for all sensors (5 m length each)
- › 5 m compressed air hose for connecting the MCA OPS to the compressed air line





	METPOINT® MCA O	METPOINT® MCA OP	METPOINT® MCA OPS	METPOINT® MCA OS
Price group 95				
Order ref.	4044049	4045099	4045101	4046642 + 4046643
Price (€)	11.640	28.975	36.666	12.290 + 6.393

Technical data	
Dimensions (mm)	Approx. 550 x 725/825 x 400 (W x H x T)
Weight (kg)	
MCA O	53
MCA OP	57
MCA OPS	61
MCA OS	67





METPOINT® LKD

Leak detection helps you to optimise your compressed air processing and identify leaking pipelines clearly. Up to 30% of the compressor performance can be saved with leak-tight pipes. Check your compressed air system for leaks and reduce energy costs!

Scope of delivery

- › Detector with display
- › External receiver incl. cable
- › Headphone with acoustic insulation (approx. 20dB attenuation), incl. connection cable with 3,5 mm jack connector
- › Power supply + international adapter
- › USB cable to charge the battery per laptop/PC
- › Car charger cable
- › Transport case
- › Operating instructions



METPOINT® LKD

Price group 95

Order ref.	4017477
Price (€)	1.473

Technical data

Measuring range	40 kHz +/- 1 kHz
Bandwidth	2,5 kHz
Optical display	OLED display, leak signal (digital dial), sensitivity: bar chart and percentage value, volume: bar chart and percentage value, battery charge: multi-level indicator
Signal strength indicator	Digital dial and percentage value
Sensitivity:	0 ... 100 %, adjustable
Headphone socket	3,5 mm jack socket
Headphone volume control	Adjustable in 10 levels
Power supply	3,7 V Li-ion battery, 1100 mAh
Charging time	2,5 h
Battery runtime	> 40 h
Charge indicator	Multi-level indicator
Weight	Approx. 250 g
Housing	Aluminium
Dimensions	120 x 70 x 23 mm
Operating temperature	-20 °C ... +60 °C
Keypad	IP51 foil (resistant to oil, etc.)
Interface	USB (updatable)
Power supply unit	Input voltage: 90 ... 264 VAC / 47 ... 63 Hz Output voltage: 5 VDC

METPOINT® LKD accessories



For METPOINT® LKD	Telescopic rod (max. extension 4 m, including extension cable)	Replacement receiver
-------------------	--	----------------------

Price group 95

Order ref.	4020330	4023138
Price (€)	266	258



METPOINT® BDL compact data logger



Scope of delivery

- › USB interface*
- › Power cable for power supply
- › Operating instructions

* Note: The export of measured data via USB in CSV format is not possible with BDL compact. It is only possible in the SW201.dat format.

METPOINT® BDL compact	BDLc_2D 2 digital inputs	BDLc_2A 2 analogue inputs	BDLc_2D2A 2 digital and 2 analogue inputs	BDLc_2DE 2 digital inputs and Ethernet interface	BDLc_2AE 2 analogue inputs and Ethernet interface
Price group 96					
Order ref.	4027685	4027730	4027738	4027754	4027800
Price (€)	1.313	1.313	1.666	1.593	1.593

METPOINT® BDL compact	BDLc_2D2AE 2 digital, 2 analogue inputs and Ethernet interface	BDLc_4D 4 digital inputs	BDLc_4A 4 analogue inputs	BDLc_4DE 4 digital inputs and Ethernet interface	BDLc_4AE 4 analogue inputs and Ethernet interface
Price group 96					
Order ref.	4027809	4027817	4027825	4027833	4027837
Price (€)	1.944	1.666	1.666	1.944	1.944

For METPOINT® BDL compact	Option A web server	Option B math. calculation function	Option C totaliser	Option D galvanically isolated pulse output Installation by BEKO Service	Software SW201
Price group 96					
Order ref.	4027872	4027873	4027874	4033103	4024218
Price (€)	367	208	208	162	414



Technical data METPOINT® BDL compact data logger	
Colour display	3,5" touch screen, TFT transmissive, for charts, curves and statistics
Power supply	100 ... 240 VAC / 50 ... 60 Hz, max. 25 VA
Supply voltage for sensors	Output voltage: 24 VDC ± 10%
Ambient temperature	0 ... +50 °C
Storage and transport temperature	-20 ... +70 °C
Ambient air humidity	0 ... 95%, no condensation
Connections	7 x cable screws M12 x 1.5, nickel-plated brass clamping range 3-7 mm 1 X RJ45 Ethernet connection
Interfaces	USB memory stick, USB cable, Ethernet/RS 485 Modbus RTU/TCP
Sensor inputs	Choice of 2/4 sensor inputs for analogue and digital sensors - freely configurable
Outputs	2 potential-free switchover contacts freely programmable, alarm management
Memory	Micro SD-Memory Card
Housing material	Powder-coated aluminium, polyester front foil
Degree of protection	IP 44
Dimensions of housing	Dimensions: 180 x 166 x 115 mm
Weight	2,7 kg

METPOINT® Sensor connection cable

on the BDL & BDL compact and GLT, with M12 plug and open cable ends

Cable for METPOINT® sensors PRM SP21, SP11, SP61 and DPM SD21

Order ref.	Description	Price (€)
4025252	5 metres	73
4042949	10 metres	92
4042950	20 metres	148
4042951	50 metres	259
4042952	75 metres	340
4042953	100 metres	423

Cable for METPOINT® sensors FLM SF13 and SF53 (RS485 ModBus, 4 ... 20 mA, pulse)

Order ref.	Description	Price (€)
4036463	5 metres	73
4042964	10 metres	105
4042965	15 metres	125
4042966	20 metres	146
4042967	25 metres	164
4042968	50 metres	300
4042969	75 metres	399
4042970	100 metres	497

Cable for METPOINT® sensors DPM SD23 (RS485 ModBus, 8 pin)

Order ref.	Description	Price (€)
4025253	5 metres	73
4042959	10 metres	112
4042960	20 metres	153
4042961	50 metres	279
4042962	75 metres	362
4042963	100 metres	444

Cable for METPOINT®/METPOINT® OCV compact Analogue to 4-20 mA or RS485 ModBus communication

Order ref.	Description	Price (€)
4042971	5 metres both sides open ends	68
4042972	10 metres both sides open ends	83
4042973	25 metres both sides open ends	134

METPOINT® sensor connection cable to BDL portable data logger, 5 metres with ODU plug and open cable end

Order ref.	Description	Price (€)
4039570	FLM SF13 and SF53	166
4028338	DPM SD11 and SD21	107
4024358	DPM SD23 (8-pin plug only, add 4028338 cable)	35
4028338	PRM SP11, SP21 and SP61	107



METPOINT® BDL portable

Scope of delivery DMP kit

- › BDL portable data logger
- › DPM SD23 dew point transmitter with dry protection sleeve
- › MK-Basic-PN16 measuring chamber with quick-release coupling
- › Power supply unit
- › LiCl 11,3% RH control and compensation kit
- › 5m connecting cable with quick-release coupling for SD23
- › Sturdy transport case



	METPOINT® BDL portable - single unit	METPOINT® BDL portable DMP kit
Price group 95		
Order ref.	4028336	4029839
Price (€)	1.205	2.738

For METPOINT® BDL portable	Transport case (empty)	Calibration kit LiCl 11.3% rH
Price group 95		
Order ref.	4028620	4028263
Price (€)	208	190

Technical data METPOINT® BDL portable hand-held measuring device

Colour display	3,5" touch screen, TFT transmissive, for charts, curves and statistics
Interfaces	USB interface, RS485
Power supply for sensors	Output voltage: 24 VDC ± 10% Output current: 120 mA in continuous mode
Electrical current supply	Built-in rechargeable Li-ion batteries, charging time approx. 4 h METPOINT® BDL portable continuous mode > 4 h depending on power consumption by external Sensor
Power supply unit	100 ... 240 VAC/50 ... 60 Hz, 12 VDC – 1A Protection class 2; for use in dry rooms only
Dimensions (mm)	82 x 96 x 245 (width height depth)
Housing material	PC / ABS
Weight	450 g
Operating temperature	-20 ... +70 °C measuring gas temperature 0 ... +50 °C ambient temperature
Storage temperature	-20 ... +70 °C



Technical data METPOINT® DPM SD23 pressure dew point transmitter	
Measuring technique	capacitive polymer sensor
Measured value	°Ctd, dew point/frost point
Measuring range	-60 ... +30 °Ctd
Output signal	4 ... 20 mA, analogue, 4-wire
Output signal	RS485, digital output, 4-wire
Max. permissible operating overpressure	50 bar [g]
Process medium	Compressed air
Temperature-compensated range	-25 ... +60 °C
Reference conditions	EN 61298-1
Process connection	G1/2" external thread (ISO 228-1)
Sensor protection	Stainless steel sintered filter 40 µm
Measuring gas flow rate if the measuring chamber is used	1 ... 3 standard l/min
Weight	175 g
Protection class according to EN 60529	IP 65



METPOINT® UD01 / UD02 Display

Plug-on displays UD01 and UD02 for all 4...20 mA transmitters with 2-wire analog output

Signal forwarding e.g. to METPOINT BDL possible (not when operating UD01 and UD02 with power supply unit)

UD02: Two integrated independent alarm contacts with LED signalling on the device



	UD01 with connection cable	UD01 with power supply	UD02 with connection cable	Spare part: UD02 connection cable
Price group 96				
Order ref.	4032052	4032053	4036040	4034474
Scope of delivery	<ul style="list-style-type: none"> › Instructions › Plug connector M12x1 (4-pin) › Connection cable for connection to a external data logger (power supply is via the connection cable) 	<ul style="list-style-type: none"> › Instructions › Plug connector M12x1 (4-pin) › Power supply unit 100 ... 240 VAC / 24 VDC 	<ul style="list-style-type: none"> › Instructions › Plug connector M12x1 (4-pin) › Connecting cable 5m for connecting further sensors SD11/21 and SP11/21/23 › Connection cable for Connection to an external data logger (power supply is via the connection cable) 	<ul style="list-style-type: none"> › Connection cable for connection to an external data logger
Price (€)	331	443	425	73


Technical data of UD01 and UD02	
Display	4-digit, red LED display, digits 7 x 4.8 mm
Range	-1999 ... +9999
Accuracy	0,1 % ± 1 digit
Digital attenuation:	0,3 ... 30 s (programmable)
Display update frequency:	0,0 ... 10 s (programmable)
Outlet signal:	4 ... 20 mA (2-wire)
Alarm function	UD02 only: Upper/lower limit can be configured, output mA signal
Configuration memory	EEPROM, non-volatile
Ambient temperature	-25 ... 85 °C
Storage and transport temperature	-40 ... 85 °C
Display housing	PA 6,6, polycarbonate
Weight	approx. 100 g
Degree of protection	IP 65
Power supply	24 VDC through combined connection of the mA data cable or separate power supply unit*

* No signal can be forwarded when a sensor is operated with UD0x and power supply unit.





METPOINT® Services



At the end of the day, the reliability and accuracy of sensors and measuring devices also depends on regular maintenance and calibration. The traceability of all testing agents in the calibration laboratory at **BEKO TECHNOLOGIES GmbH** to international standards ensures top quality. Trained specialist personnel carries out the calibration and maintenance work at special measuring stations in climate-controlled rooms.

All working steps and the calibration data of the test specimen are logged and sent to the customer on a calibration certificate.

BEKO TECHNOLOGIES develops, produces and distributes products for compressed air processing and measuring technology. We can look back on many years of experience of manufacturing expertise and provide a global service for high-quality compressed air and its monitoring.

We warmly invite you to visit **BEKO TECHNOLOGIES** and the calibration laboratory in Neuss, Germany.

Our service offers the following:

- » Calibration and maintenance of measuring technology products
- » On-site installation and commissioning
- » On-site repairs
- » Training for products and services



Service for METPOINT® Sensors	Product type	Product	Order ref.	Procedure	Price (€)
Calibration & cleaning	Pressure sensor PRM	SP11/21/62	4034020	Standard	86
Calibration & cleaning	Pressure dew point sensor DPM	SD11	4032068	Standard	338
Calibration & cleaning	Pressure dew point sensor DPM	SD21	4032070	Standard	338
Calibration & cleaning	Pressure dew point sensor DPM	SD23	4032072	Standard	330
Calibration & cleaning	Pressure dew point sensor DPM	DP109	4027630	Standard	338
Calibration & cleaning	Pressure dew point sensor DPM	DP207	4027633	Standard	338
Calibration & cleaning	Pressure dew point sensor	Third-party sensor	4032073	Standard	248
Calibration & cleaning	Volume flow sensor FLM	SF13 / SF53	4036453	Standard	248

Service for METPOINT® Oil vapor measuring instruments	Product type	Product	Order ref.	Procedure	Price (€)
Calibration & cleaning	Residual oil vapour measuring device	OCV	4014393	Standard	721
Maintenance & calibration	Residual oil vapour measuring device	OCV	4025003	Standard	1.886
Calibration & cleaning	Residual oil vapour measuring device	OCV compact	4047913	Standard	695
Maintenance & calibration	Residual oil vapour measuring device	OCV compact	4040662	Standard	1.557

Mobile compressed air analysis	Product type	Product	Order ref.	Procedure	Price (€)
Maintenance & calibration	Air Audit	MCA Mobil	4040766	Standard	4.109

Sensor Installation	Product type	Product	Order ref.	Procedure	Price (€)
Sensor configuration and connection to BDL, per sensor	Installation of the sensors on BDL and BDL compact	BDL	4036464	Standard	39

Annual calibration is recommended.





PROCESS TECHNOLOGY

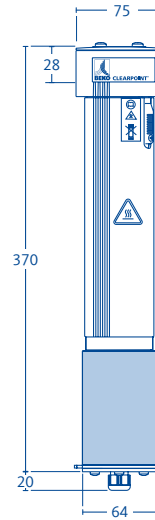
BEKO process technology contains lots of important additional components for your compressed air station. Whether heating or cooling the compressed air flow, compressed air storage tanks or start-up units are required.

■ PROCESS TECHNOLOGY	189
CLEARPOINT® compressed air heater	190
BEKOBLIZZ® LC compressed air cooler	191
Compressed air storage tanks, horizontal	193
Compressed air storage tanks, vertical	194
Compressed air storage tanks: accessories	195
Minimum pressure valves	197



CLEARPOINT® H: Compressed-air heater H

- › For the heating on demand of compressed air and inert gases (max 16 bar [g])
- › Ready for connection, with safety plug
- › Encapsulated corrosion-free stainless steel cartridge heaters
- › Temperature adjustable between +30 °C and +60 °C*
- › Contact protection available
- › Protects compressed air consumers against frost
- › Speeds up manufacture processes by warming the compressed air
- › High functional and operational safety
- › User-friendly design
- › Can be finished off as processing system with further CLEARPOINT® filters



CLEARPOINT® H	S040	S050
Medium	Compressed air, inert gases	Compressed air, inert gases
Connection	3/8"	1/2"
Volume flow rate (m³/h)	50	100
Volume flow rate at 7 bar [g] (m³/h)	max. 50	max. 100
Compressed air - outlet temperature (°C)	+30 ... +60	+30 ... +60
Max. perm. operating overpressure (bar [g])	16	16
Differential pressure	< 0,15 bar [g]	< 0,2 bar [g]
Operating voltage**	230 VAC, 50 ... 60 Hz; +10 %/-25 %	230 VAC, 50 ... 60 Hz; +10 %/-25 %
Inlet temperature (°C)	+2 ... +50	+2 ... +50
Ambient temperature: (°C)	+2 ... +50	+2 ... +50
Internal safety switch-off temperature (°C)	+84	+84
Max. housing temperature (°C)	+80	+80
Max. compressed air - outlet temperature (°C)	+60	+60
Output (W) ***	420 (750)	420 (750)
Volume (l)	0,42	0,42
Weight (kg)	2,4	2,4
Degree of protection	IP 54	IP 54

Price group 84		
Order ref.	S040TWC	S050TWC
Price (€)	980	980

* Dependent on volume flow rate and inlet temperature
 ** Other voltage ratings on request
 *** At +20 °C: Inrush current max. 4 A, starting power max. 750 W

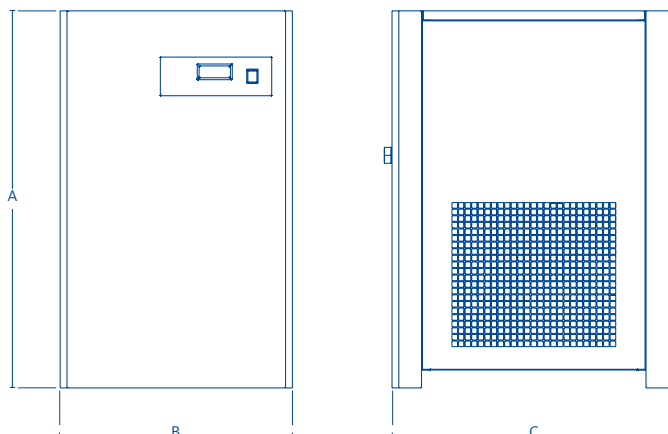


For CLEARPOINT® H compressed-air heater	Stainless steel contact protection
Price group 84	
Order ref.	4008790
Price (€)	117



BEKOBLIZZ® LC: compressed air chiller

- › BEKOBLIZZ cools compressed air down to +5°C
- › Areas of application: Air-conditioning and cooling of production processes, cooling of the compressed air to use it as a transport medium.
- › Stable compressed air temperature of +5°C even under fluctuating conditions
- › No loss of compressed air due to effective condensate drainage with BEKOMAT
- › Lowest pressure losses due to flow-optimised heat exchanger design



BEKOBLIZZ®	LC 12	LC 35	LC 55	LC 90	LC 115	LC 150
Volume flow Nm³/h	12	36	60	90	116	150
Power consumption (kW)	0,16	0,23	0,46	0,69	0,75	0,70
Pressure loss (Δp bar [g])	0,09	0,22	0,18	0,21	0,16	0,19
Connection (\varnothing)	G3/8" BSP-F	G3/8" BSP-F	G1/2" BSP-F	G3/4" BSP-F	G3/4" BSP-F	G1" BSP-F

Dimensions

A (mm)	475	475	740	825	825	885
B (mm)	370	370	375	485	485	590
C (mm)	515	515	420	455	455	580
Weight (kg)	28	30	37	59	61	81

Price group 51

Order ref.	4020103	4020104	4020105	4020106	4020107	4020108
Price (€)	2.120	2.756	3.392	4.028	4.664	5.299

Performance figures relate to an ambient temperature of 25 °C, a compressed air inlet pressure of 7 bar [g] and a compressed air inlet temperature of 35 °C (saturated)
All models are fitted with BEKOMAT® condensate drain.



Reference conditions	
Medium	Compressed air
Operating pressure (p ₁)	7 bar [g]
Compressed air inlet temperature (t ₁)	35 °C
Ambient temperature	25 °C
Inlet humidity	saturated

Electrical connections	
BB LC 12 ... BB LC 355	1 Ph 230 V 50 Hz.
BB LC 480 ... BB LC 1620	3 Ph 400 V 50 Hz

Operating conditions	
Pressure dew point	< +5 °C
Compressed air outlet temperature	< +5 °C
Min. ... max. ambient temperature	+1 °C ... +50 °C
Min. ... max. inlet temperature	4 ... 15 bar [g]
Compressed air inlet temperature	+35 °C
Maximum compressed air inlet temperature	+55 °C
Air-volume flow	relative to +20 °C and 1 bar [a]
Operating pressure (nominal)	7 bar
Refrigerant BBLC 12- BBLC 55	R134.a
Refrigerant BBLC 90- BBLC 1620	R407C

BEKOBLIZZ®	LC 240	LC 355	LC 480	LC 600	LC 720	LC 1080	LC 1200	LC 1620
Volume flow Nm³/h	240	360	480	600	720	1080	1260	1620
Power consumption (kW)	1,10	1,73	2,85	3,10	3,50	4,8	5,6	6,4
Pressure loss (Δp bar [g])	0,20	0,18	0,22	0,18	0,21	0,25	0,25	0,25
Connection (ø)	G1" BSP-F	G1 1/2" BSP-F	G2" BSP-F	G2" BSP-F	G2" BSP-F	G2 1/2" BSP-F	G2 1/2" BSP-F	G2 1/2" BSP-F

Dimensions

A (mm)	885	1105	1465	1465	1465	1750	1750	1750
B (mm)	590	655	790	790	790	1135	1135	1135
C (mm)	580	725	1000	1000	1000	1255	1255	1255
Weight (kg)	122	130	218	235	245	553	540	665

Price group 51

Order ref.	4020109	4020110	4022139	4022140	4027101	4027310	4027311	4027311
Price (€)	9.538	12.718	15.897	19.076	29.144	32.853	42.921	42.921

Performance figures relate to an ambient temperature of 25 °C, a compressed air inlet pressure of 7 bar [g] and a compressed air inlet temperature of 35 °C (saturated) All models are fitted with BEKOMAT® condensate drain.

Correction factor

Operating pressure bar [g]	4	5	6	7	8	10	12	14	15
Correction factor	0,77	0,86	0,93	1	1,05	1,14	1,21	1,27	1,3

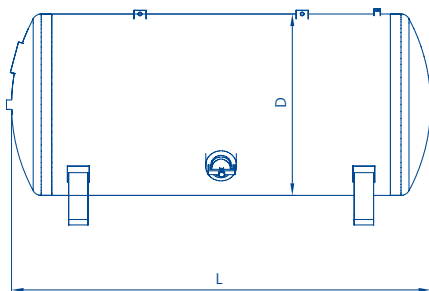
Ambient temperature: (°C)	25	30	35	40	45	50
Correction factor	1	0,96	0,90	0,82	0,72	0,60

Compressed air - Inlet temperature (°C)	< 25	30	35	40	45	50	55
Correction factor	1,39	1,2	1	0,8	0,63	0,51	0,46

Compressed air outlet temperature/pressure dew point (°C)	4	5	7	10	15	20
Correction factor	0,88	1	1,04	1,15	1,42	1,82



Compressed air storage tanks: horizontal



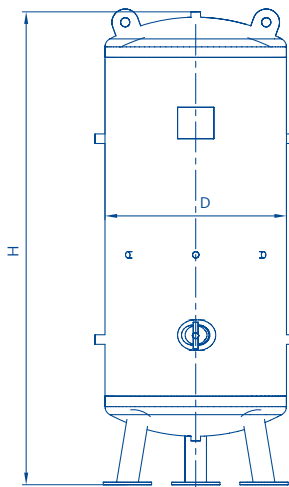
Storage tank list price (PG67)								
horizontal								
Contents	Dimensions		Process connections		Max. operating pressure 11 bar			
	Litres	D [mm]	L [mm]	Inlet	Condensate	Price (€)	Order ref.	Category / PED/ PED 2014/68/EU
500	600	1.750	3x G1"	1x G1/2"	on request	4022441	n.a.	150
750	750	1.830	3x G1"	1x G1/2"	on request	4022442	n.a.	210
1000	800	2.120	3x G1"	1x G1/2"	on request	4022443	IV	280
1500	1.000	1.980	2x G2", 1x G1"	1x G1"	on request	4022444	IV	380
2000	1.150	2.410	2x G2", 1x G1"	1x G1"	on request	4022445	IV	490
3000	1.250	2.490	2x G2", 1x G1"	1x G1"	on request	4022446	IV	740
5000	1.600	2.870	4x DN100, 1x G1"	1x G1"	on request	4022447	IV	1.100
6000	1.600	3.370	4x DN100, 1x G1"	1x G1"	on request	4022448	IV	1.480
8000	1.600	4.370	4x DN100, 1x G1"	1x G1"	on request	4022449	IV	1.840
10000	1.600	5.370	4x DN100, 1x G1"	2x G2"	on request	4022450	IV	2.235

Storage tank list price (PG67)								
horizontal								
Contents	Dimensions		Process connections		Max. operating pressure 16 bar			
	Litres	D [mm]	L [mm]	Inlet	Condensate	Price (€)	Order ref.	Category / PED/ PED 2014/68/EU
500	600	1.950	5x G1"	1x G1"	on request	4022451	n.a.	180
750	750	2.030	5x G1"	1x G1"	on request	4022452	IV	240
1000	800	2.320	5x G1"	1x G1"	on request	4022453	IV	280
1500	1.000	2.180	4x G2", 1x G1"	1x G1"	on request	4022454	IV	470
2000	1.150	2.340	4x G2", 1x G1"	1x G1"	on request	4022455	IV	600
3000	1.250	2.690	4x G2", 1x G1"	1x G1"	on request	4022456	IV	810
5000	1.400	3.470	4x DN100, 1x G1"	1x G1"	on request	4022457	IV	1.380
6000	1.600	3.570	4x DN100, 1x G1"	1x G1"	on request	4022458	IV	1.925
8000	1.600	4.570	4x DN100, 1x G1"	1x G1"	on request	4022459	IV	2.400
10000	1.600	5.570	4x DN100, 1x G1"	1x G1"	on request	4022460	IV	2.940

Operating temperature -10/ +80°C
 Surface finish: Hot-galvanised inside and out EN1461
 Technical drawings are available on request



Compressed air storage tanks: vertical



Storage tank list price (PG67)								
vertical								
Contents	Dimensions		Process connections		Max. operating pressure 11 bar			
	Litres	D [mm]	H [mm]	Inlet	Condensate	Price (€)	Order ref.	Category / PED/ PED 2014/68/EU
500	600	1.950	5x G1"	1x G1"	on request	4022421	n.a.	150
750	750	2.030	5x G1"	1x G1"	on request	4022422	n.a.	230
1000	800	2.320	5x G1"	1x G1"	on request	4022423	IV	260
1500	1.000	2.180	4x G2", 1x G1"	1x G1"	on request	4022424	IV	380
2000	1.150	2.340	4x G2", 1x G1"	1x G1"	on request	4022425	IV	490
3000	1.250	2.690	4x G2", 1x G1"	1x G1"	on request	4022426	IV	740
5000	1.400	3.470	4x DN100, 1x G1"	1x G1"	on request	4022427	IV	1.100
6000	1.600	3.570	4x DN100, 1x G1"	1x G1"	on request	4022428	IV	1.480
8000	1.600	4.570	4x DN100, 1x G1"	1x G1"	on request	4022429	IV	1.840
10000	1.600	5.570	4x DN100, 1x G1"	1x G1"	on request	4022430	IV	2.235

Storage tank list price (PG67)								
vertical								
Contents	Dimensions		Process connections		Max. operating pressure 16 bar			
	Litres	D [mm]	H [mm]	Inlet	Condensate	Price (€)	Order ref.	Category / PED/ PED 2014/68/EU
500	600	1.950	5x G1"	1x G1"	on request	4022431	n.a.	180
750	750	2.030	5x G1"	1x G1"	on request	4022432	n.a.	240
1000	800	2.320	5x G1"	1x G1"	on request	4022433	IV	280
1500	1.000	2.180	4x G2", 1x G1"	1x G1"	on request	4022434	IV	470
2000	1.150	2.340	4x G2", 1x G1"	1x G1"	on request	4022435	IV	600
3000	1.250	2.690	4x G2", 1x G1"	1x G1"	on request	4022436	IV	810
5000	1.400	3.470	4x DN100, 1x G1"	1x G1"	on request	4022437	IV	1.380
6000	1.600	3.570	4x DN100, 1x G1"	1x G1"	on request	4022438	IV	1.925
8000	1.600	4.570	4x DN100, 1x G1"	1x G1"	on request	4022439	IV	2.400
10000	1.600	5.570	4x DN100, 1x G1"	1x G1"	on request	4022440	IV	2.940

Operating temperature -10/ +80°C
 Surface finish: Hot-galvanised inside and out EN1461
 Technical drawings are available on request



Compressed air storage tanks - Accessories

11 bar

Contents	Pressure stage	Set 1 Pressure gauge 16 bar			Set 3 Safety valve 11 bar		
		Order ref.	Price (€)	Price group	Order ref.	Price (€)	Price group
Litres	bar						
500	11	4023066	140	67	4023078	57	67
750							
1000							
1500							
2000							
3000							
5000							
6000							
8000							
10000							

Contents	Pressure stage	Set 5 BEKOMAT® 32/230V			Set 6 BEKOMAT® 14/230V			Set 7 Set of seals hand hole			Set 8 Set of seals manhole		
		Order ref.	Price (€)	Price group	Order ref.	Price (€)	Price group	Order ref.	Price (€)	Price group	Order ref.	Price (€)	Price group
Litres	bar												
500	11	4023080	348	12				4023083	83	67			
750													
1000													
1500													
2000													
3000													
5000													
6000													
8000													
10000													
					4023081	760	10				4023084	140	67

Pricing: net plus VAT, ex works, without packaging



Compressed air storage tanks - Accessories

16 bar

Contents	Pressure stage	Set 2 Pressure gauge 25 bar			Set 4 Safety valve 16 bar		
		Order ref.	Price (€)	Price group	Order ref.	Price (€)	Price group
Litres	bar						
500	16	4023067	140	67	4023079	77	67
750							
1000							
1500							
2000							
3000							
5000							
6000							
8000							
10000							

Contents	Pressure stage	Set 5 BEKOMAT® 32/230V			Set 6 BEKOMAT® 14/230V			Set 7 Set of seals hand hole			Set 8 Set of seals manhole		
		Order ref.	Price (€)	Price group	Order ref.	Price (€)	Price group	Order ref.	Price (€)	Price group	Order ref.	Price (€)	Price group
Litres	bar												
500	16	4023080	348	12				4023083	83	67			
750													
1000													
1500													
2000													
3000													
5000													
6000													
8000													
10000													
					4023081	760	10				4023084	140	67

Pricing: net plus VAT, ex works, without packaging



Minimum pressure valves

Prevents the dryer and filter being run over before the operating pressure is reached

Technical data	
Max. operating pressure	16 bar [g]
Opening pressure	4,75 +/- 0,25 bar [g]
Fully open	1,5 - 2 bar [g] above opening pressure
Completely closed	0,5 - 1 bar [g] below opening pressure



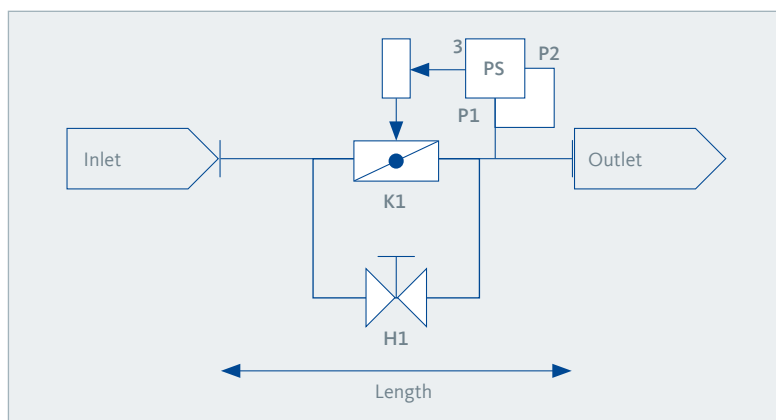
	MPVL15B	MPVL20B	MPVL25B	MPVL40B	MPVL50B	MPVL50F	MPVL65F	MPVL80F
Connection	G1/2"	G3/4"	G1"	G1 1/2"	G2"	DN50	DN65	DN80
Volume flow rate (m ³ /h)	78	102	240	414	690	690	1080	1620
Weight (kg)	0,35	0,45	0,80	1,50	3,30	5,70	9,50	13,00

Price group 95								
Order ref.	4006390	4006392	4006393	4006394	4006395	4006396	4006397	4006398
Price (€)	261	301	325	602	713	982	1.087	1.491

Start-up unit

The start-up unit limits the maximum volume flow at low operating pressures by not opening the full pipe cross-section until the operating pressure is reached.

Technical data	
Max. operating pressure	16 bar [g]
Opening pressure	Variably adjustable



Connection	DN 50	DN 80	DN 100	DN 150	DN 200
Length (mm)	403	446	452	496	540

Price group 67					
Order ref.	4017796	4017797	4017793	4022257	4017795
Price (€)	1.284	1.902	2.393	3.252	3.670





TRAINING

Compressed air technology

BECOME A COMPRESSED AIR EXPERT

The training concept of BEKO TECHNOLOGIES GmbH for compressed air technology addresses employees and customers to the same degree and promotes mutual exchange of information and the associated learning process.

The main objectives of the concept are to understand compressed air as a whole and provide professional advice for users. Starting with the basis of compressed air and its treatment, it continues with deepening product know-how, the right selection of all the components involved through to the analysis and optimisation of complex compressed air systems.

Compressed Air Basics

Learners can take the first step towards becoming a compressed air expert from anywhere in the world and independent of schedules. The eLearning course “The basics of compressed air technology” offers an insight into the industry from the point of view of the end user. Physical basics and the general function of the products to be treated are also part of the contents. For all those who come into contact with compressed air technology.

Compressed Air Essentials

The Essentials Training of Compressed Air makes the second step possible. This 3-day training event takes up the basics of compressed air technology from the eLearning course. With application cases from practice, the participants prepare solutions for compressed air treatment in small groups. The focus here is on energy efficiency and optimum integration of the treatment components in order to do justice to the quality requirements of the application. The ideal preparation for successful projects for service engineers, sales staff, dealers, planners and users.

Compressed Air Professionals

The participants in the Professionals Training deal with a product or special requirement related to compressed air treatment intensively and in great detail. Depending on the topics, detailed information and experience is exchanged in 1-2 days, and the best possible solutions are drawn up for the respective compressed air applications with regard to energy efficiency, air quality and process reliability. For all those who want to know the facts in detail.

Service Training / User Training

Training for service engineers follows an independent modular concept and mainly addresses employees from the BEKO Group. Depending on the scope of the services to be provided, a time frame of about 2 years must be planned for this.

We offer individually selected modules as training for our dealers' service engineers in agreement with our Service and Sales.

User Training events provide similar contents as Service Trainings, but are more focussed on consumers or support staff. Commissioning, regular maintenance and “first aid” are the main topics here.

You can agree dates and contents directly with our field staff or training department.

THE BASICS OF COMPRESSED AIR TECHNOLOGY

eLearning course

The generation and treatment of compressed air are made accessible via requirements for customer-specific applications. An approach which focuses on the interests of the user and opens up the perspective for the overall system.

The modular and interactively designed course allows learners to deal systematically with compressed air in various quality requirements, the necessary physical basics and special requirements as well as the various possibilities of condensate

discharge and treatment. It is the first step on the way to becoming a compressed air specialist – and is not only for beginners!

EVENT LOCATION AND COST

The eLearning course “The basics of compressed air technology” is available on the internet. By registration, your access to the course will be cleared for you for 3 months.

ESSENTIALS TRAINING OF COMPRESSED AIR

In-class lecture

We consider compressed air processing using refrigeration, membrane and adsorption drying, adsorption and catalysis technology for oil-free treatment as well as measuring technology, which works as a “door opener” here. On the basis of various application cases, solutions are prepared in small groups for compressed air processing and presented to the participants. The course specifically deals with the function and selection of the following products: DRYPOINT RA, DRYPOINT AC, DRYPOINT M and CLEARPOINT V, BEKOKAT. We select the necessary sensor system from the METPOINT measuring technology range in order to record and monitor the quality of the treatment. With our EVERDRY heat-regenerating adsorption dryers we provide a further perspective for energy-efficient and reliable compressed air drying.

In addition to the trainer's information, we promote a great deal of exchange of information between the participants themselves. For efficient and successful training, knowledge about the function and type of compressed air treatment form the basis for every participant. We strongly advise you to take our eLearning course “The basics of compressed air technology” as preparation for the training.

EVENT LOCATION AND COST

Essentials Training of Compressed Air takes place on the premises of BEKO TECHNOLOGIES in Neuss/Germany. Current dates can be found on our website.

Your access for the course will be activated for 3 months upon registration.

PROFESSIONALS TRAINING OF COMPRESSED AIR

In-class lecture

Oil-free compression or oil-lubricated? Oil-free compressed air using catalysis or adsorption? Better for the compressed air vessel to be upstream or downstream of the treatment? Is the “eco” dryer really the “better” choice? Why do I need measuring technology at all? The Professionals Training gets to the bottom of these and many other questions. Using tried-and-trusted methods from Essentials Training, group work and discussions provide the answers to this. Sound qualification in the field of compressed air technology and industrial experience are required. The basics of compressed air technology and the Essentials Training provide a good basis for successful participation as

a supplement for several months of practical experience. Training requirements and inquiries by the market determine the topics at the Professional Training. We invite you to use the inquiry form and let us know the topics you would like to deal with. We will inform you about Professional Trainings to be held on the subjects you are interested in.

EVENT LOCATION AND COST

Professionals Training takes place either on the premises of BEKO TECHNOLOGIES in Neuss or at one of the international branches of the BEKO Group.

Availability and price of the training on request.



Appendix

■ APPENDIX	203
Compressed air processes - food + beverage	204
Checklist - compressed air quality for food + beverage	205
Product films	206

COMPRESSED AIR PROCESSES - food + beverage



Production processes of suppliers



CHECKLIST - compressed air quality food + beverage

- Compressed air contact with food**
 - » Direct?
 - » Indirect?
- Ambient conditions/ intake air**
 - » Where is the intake?
 - » How is this air composed?
 - » Are there any particularities? (pollen count, leaves, road traffic/ shunting in the vicinity, combustion residues, cleaning agents, building dust, emissions from neighbouring companies, ammonia, ...)
- Compressor room**
 - » Situation?
 - » Conditions?
- Compressor**
 - » Which compressor? (Manufacturer, make, performance data, year of construction, type of construction (oil-free, oil-lubricated), control, maintenance condition, ...)
 - » History (which compressors were used before?)
- Pressure vessel**
 - » Condition (rust, water, steam trap, tightness, maintenance, ...)
- Piping system**
 - » How long in operation? Impurities? Leaks?
 - » Parallel pipe systems, material (stainless steel, carbon steel, plastic, ...)
- Compressed air preparation**
 - » Central / decentralized
 - » Water separator
 - » Pre-filtration
 - » Drying
 - » Post-filtration
 - » Measurement technology
 - » Sterile Filtration
 - » Condensate Drain
 - » Condensate treatment
- Supplier products**
 - » Certificates?
 - » Specifications?
- Miscellaneous**

Your contact for questions:

Thorsten Lenertat

Global Account Manager EMEA

Mobile: +49 1 73-7 27 40 27

thorsten.lenertat@beko-technologies.com

PRODUCT FILMS - Scan and watch

ÖWAMAT®



DRYPOINT® M Plus



BEKOMAT®



DRYPOINT® RA eco



CLEARPOINT® -
Filtration



METPOINT® OCV



BEKOSPLIT®



METPOINT® DPM



DRYPOINT® M eco
control



BEKOKAT®



METPOINT® FLM



CLEARPOINT® -
Water separator



GENERAL TERMS AND CONDITIONS OF SALE, DELIVERY AND PAYMENT FOR BEKO TECHNOLOGIES GMBH, NEUSS/GERMANY

1 Scope of the terms

- 1.1 The terms and conditions of business and deliveries of BEKO TECHNOLOGIES GMBH (hereinafter referred to as "BEKO") apply to the exclusion of all others. Terms of BEKO's contractual partners (hereinafter referred to as the "Purchaser") that contradict or diverge from these terms and conditions of sale, delivery and payment will not be recognised unless BEKO has expressly agreed to the applicability of divergent terms and conditions in writing. These terms and conditions of business and deliveries also apply if BEKO performs the delivery to the Purchaser without reservation knowing that the Purchaser has contradictory or divergent terms and conditions to its own terms and conditions of business and deliveries.
- 1.2 The terms and conditions of business and deliveries also apply for all future transactions with the Purchaser.
- 1.3 The terms and conditions of business and deliveries only apply for contractors.

2 Offer and acceptance

- 2.1 All offers made by BEKO are subject to change. We reserve the right to delete an item, exclude items from deliveries and change prices. BEKO's confirmation of order or offer is decisive for the scope of its delivery commitment. Verbal agreements, directly or by phone, only become effective after written confirmation.
- 2.2 If the order can be qualified as an offer pursuant to § 145 BGB, BEKO can accept this within a period of 4 weeks. The contract becomes effective at the latest when the ordered goods are dispatched, or when the first instalment is dispatched in the case of a partial delivery.
- 2.3 The documents, drawings, weights and measures, samples, etc. included in the offers are only approximate data and do not constitute guaranteed qualities. BEKO is entitled to deviate from the descriptions in the offer provided these deviations are not of a fundamental or essential nature and do not restrict the contractual purpose.
- 2.4 If BEKO manufactures parts according to Purchasers' technical drawings, the technical drawings prepared by BEKO and approved by the Purchaser are decisive. Deviations from approved technical drawings must be agreed separately and any extra costs compensated accordingly.
- 2.5 If the Purchaser demands individual quotations, these are liable for payment. If an order is placed, the costs incurred will be offset against the purchase price.

3 Industrial property rights

- 3.1 BEKO retains all industrial property rights and copyrights to all figures, illustrations, technical drawings, calculations and miscellaneous documents. This especially applies for such written documentation which is designated as "confidential". These may only be provided by the Purchaser to third parties after previous, express written permission from BEKO.
- 3.2 If deliveries are executed according to technical drawings or other information provided by the Purchaser, and if third-party industrial property rights are thereby asserted, the Purchaser will indemnify BEKO in the internal relationship against all claims.

4 Prices and payment

- 4.1 In the absence of any special agreement, prices apply ex works, including loading in the works, though without packaging; this will be charged separately.
- 4.2 Our price lists, prices and quotations are non-binding.
- 4.3 The prices quoted apply for the specific order determined according to quantity and delivery period.
- 4.4 All prices are net prices and will be subjected to VAT.
- 4.5 Payment must be remitted without discount within 30 days from invoice date.
- 4.6 BEKO reserves the right to calculate an initial payment based on the respective, oldest, not enforced claim, even if the Purchaser has contradictory terms of payment. If there are already existing costs or interest, then BEKO retains the right to initially calculate the payments based on the costs, then on the interest and finally on the main services provided.
- 4.7 Any additional expenses incurred through subsequent change requests may be charged to the Purchaser by BEKO.
- 4.8 The Purchaser shall only be entitled to an offset when, and insofar, their counter claims are legally established, undisputed or acknowledged in writing by BEKO. The right of retention on the part of the Purchaser is hereby limited to claims arising from the contractual relationship.

5 Delivery period

- 5.1 Delivery deadlines and delivery dates shall only be binding if these have been expressly conformed in writing in the offer. BEKO will not be bound to delivery dates and/or delivery deadlines when the person and/or body placing the order does not punctually fulfil their obligations (remitting interim and/or advance payment, submitting required documentation etc.). The exception of the unfulfilled contract hereby remains reserved.
- 5.2 Delivery deadlines begin no earlier than the date on which the contract was concluded in writing. The begin assumes the clarification of all technical questions.
- 5.3 Partial deliveries are allowed.
- 5.4 If the Purchaser wishes any subsequent changes, BEKO is exempted from compliance with the delivery date or delivery deadline.
- 5.5 The delivery period is deemed to have been observed if the delivery item has left the BEKO works or BEKO has sent notification of its readiness for dispatch before expiry of the same.
- 5.6 The Purchaser will not retain the right to submit claims for delays in delivery which are not caused by wilful intent or gross negligence on the part of BEKO. This particularly applies for delays in delivery caused by force majeure. The agreed delivery date and/or delivery deadline will be postponed in accordance with the duration of the delivery hindrances in these cases.
- 5.7 If the shipment is delayed at the request of the Purchaser, then the costs incurred by the storage will be charged to the Purchaser, starting one month after notification of readiness for shipment, but however calculated as ½ % of the invoiced amount for every month when stored in our factory. However, BEKO is entitled to otherwise dispose of the delivery item after setting a reasonable deadline and fruitless expiration of the same, and to supply the Purchaser within a reasonably extended deadline.

6 Transfer of risk/packaging

- 6.1 Deliveries shall be made "ex works". The risk is transferred to the Purchaser no later than with dispatch of the delivery items, even in the event of partial deliveries. BEKO will only insure the goods against insurable risks at the express wish of the Purchaser.

- 6.2 Transport and all other packaging in accordance with the packaging ordinance will not be taken back, except for pallets. The Purchaser is obliged to dispose of the packaging at their own expense.

7 Assembly

- 7.1 Offers made by BEKO do not include assembly and installation. Wherever this is contractually agreed by BEKO, it will be charged to the Purchaser separately. In this case, the Purchaser shall ensure that the site allows reasonable access and is suitable for use. Furthermore, the Purchaser shall be responsible for unloading.
- 7.2 A power supply is to be provided by the Purchaser.

8 Retention of title

- 8.1 BEKO retains the title to all parts delivered until receipt has been made of all payments arising from the delivery contract. If the Purchaser acts in a way contrary to the contractual obligations, in particular default of payment, BEKO is entitled to take back the purchased item.
- 8.2 The Purchaser is obliged to treat the delivered parts with care and to insure them against any kind of loss or destruction for their original value and at their own expense for the duration of the retention of title.
- 8.3 Costs of any maintenance and inspection work must also be borne by the Purchaser for the duration of the retention of title, even if this is carried out by BEKO.
- 8.4 In the case of attachments or other interference by third parties, the Purchaser shall inform BEKO immediately in writing so that BEKO may lodge a third-party action against execution. If the third party is unable to reimburse the judicial and extrajudicial costs of such an action, the Purchaser shall be liable for these costs.
- 8.5 If the Purchaser acts in a way contrary to the contractual obligations, in particular default of payment, BEKO is entitled to take back the purchased items following a reminder and the Purchaser is obliged to hand them over.
- 8.6 The Purchaser is entitled to resell the purchased items in the proper course of business; however, he assigns BEKO all the accounts receivable arising from the resale to its customers or third parties in the amount of the final invoice amount (including Value Added Tax) that it owes BEKO, irrespective

of whether the object of sale is resold without or after processing. The Purchaser remains authorised to collect the receivable even after the assignment. The rights of BEKO to collect the receivable itself hereby remains unaffected. However, BEKO pledges not to collect the receivable as long as the Purchaser fulfils their payment obligations from the agreed profits, does not default in payment and, in particular, does not file for administration proceedings or cease to submit payments.

- 8.7 If the delivered items are inseparably mixed or combined with other items that are not the property of BEKO, BEKO acquires co-ownership of the new or combined items at the ratio of the value of the delivered items (final invoice amount including Value Added Tax) to the other item or items at the time of mixing or combination. The Purchaser keeps the resultant sole or co-title for BEKO.
- 8.8 Herewith the Purchaser also assigns to BEKO the account receivable from third parties in order to secure BEKO's receivables arising from the connection of the goods supplied to a piece of real estate.
- 8.9 BEKO agrees to release the accounts receivable due to BEKO on request insofar as the realisable value exceeds BEKO's accounts receivable by more than 20%. BEKO is entitled to select the securities.

9 Material defect liability/liability

- 9.1 BEKO will not be liable for damages which occur from incorrect handling, wear or any other actions from the Purchaser or third parties. This particularly applies for wear parts.
- 9.2 Statutory claims arising from material defect liability have a statute of limitation of two years from handover of the goods. A storage life guarantee does not therefore exist.
- 9.3 The Purchaser undertakes to discharge their obligation with regard to examination as defined in § 377 HGB (Commercial Code) if the goods are resold.
- 9.4 BEKO retains the right to select between improvements and new deliveries.
- 9.5 The Purchaser's right of recourse against BEKO due to liability for defects in the case of claims against the purchaser by his buyers shall be excluded if the customer has not fulfilled his duty to examine and give notice of defects or if the goods have been modified by processing.
- 9.6 BEKO's liability is provided as unlimited according to the legal provisions for compensation for damages when a BEKO attributable breach of obligation is caused by wilful intent or gross negligence. Insofar as the negligent breach of obligation attributable to BEKO is based on simple negligence and an essential contractual obligation is culpably breached, then the liability for damages shall be limited to the foreseeable damage which typically occurs in comparable cases. Liability for damages shall be excluded in any other respect.
- 9.7 Liability according to the provisions of the product liability law remain hereby unaffected. Liability for injuries relating to life, body and health also remain unaffected.

10 Product liability

- 10.1 The Purchaser may only use the goods for their intended purpose and must ensure that these goods are only resold to persons who are familiar with the product hazards and risks.
- 10.2 The Purchaser shall fulfil their warning obligation when using the goods as a raw material and partial element of their own products upon bringing the final product into circulation, also with respect to the product delivered by BEKO. The Purchaser shall inter partes hold BEKO harmless of any claims arising as a result of a breach of this obligation upon first request.

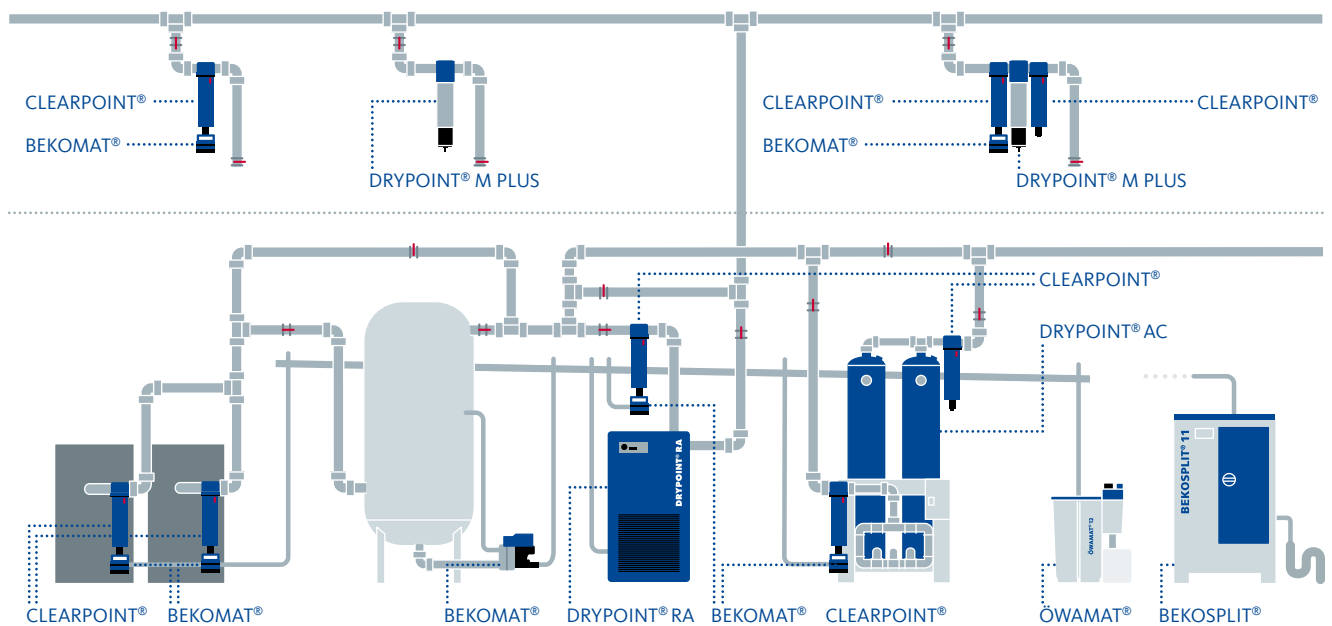
11 Miscellaneous/final provisions

- 11.1 The place of performance is Neuss.
- 11.2 The place of jurisdiction for all disputes arising from the contract is Neuss. However, BEKO will also be entitled to bring an action against the Purchaser at the court in whose jurisdiction the Purchaser has their general legal domicile or in whose jurisdiction the Purchaser has a branch.
- 11.3 German law shall apply exclusively, to the exclusion of the United Nations Convention on Contracts for the International Sale of Goods.
- 11.4 Should individual provisions of the contractual relationship be invalid this shall not affect the validity of the remaining provisions. The parties will endeavour to replace the invalid provision by a valid one that comes closest to the economic intent of the contract.

Quality with system. Worldwide

Here at **BEKO TECHNOLOGIES** we develop, produce and distribute products and systems for optimised compressed air quality and compressed gas quality. From the processing of compressed air and compressed gases through filtration, drying and proven condensate technology, to instruments for quality control and measurement. From a simple compressed-air application to demanding process technologies.

Since its founding, **BEKO TECHNOLOGIES** has continuously given decisive solutions to compressed-air technology. Our ground breaking ideas have exerted considerable influence on development processes. In order to keep this going, more than 10% of our employees work in the field of innovation. With this potential and with our personal commitment, we at **BEKO TECHNOLOGIES** stand for trend-setting technologies, products and services.



BEKO TECHNOLOGIES B.V.
 Veenen12 | 4703 RB Roosendaal
 T: +31 165 320 300
 E: benelux@beko-technologies.com
 W: www.beko-technologies.nl



The publication of the present list renders all previous lists null and void. Prices to be understood ex works excl. of packing and Taxes (VAT). Subject to technical changes without prior notice. Errors and omissions excepted. Subject to technical alterations and errors. Subject to technical changes without prior notice; the information and data do not represent product characteristics within the meaning of the German Civil Code (BGB).
 ® Registered trademark of **BEKO TECHNOLOGIES GMBH**, Neuss/Germany