

Asset	Asset Class	Location	Capitalization Date	Cost 11/30/2013	Accum Depreciation 11/30/13	NBV 11/30/13	Depreciation 11/30/13 - 1/4/14	Depreciation 1/5/14 - 2/1/14	Depreciation 2/2/14 - 11/30/14	Total Depreciation	Cost 11/29/14	Accum Depreciation 11/29/14	NBV 11/29/14
200000923	110213F1	3761	2/3/2013	0.01	-	0.01	-	-	-	-	0.01	-	0.01
200000924	110213F2	3761	2/3/2013	0.01	-	0.01	-	-	-	-	0.01	-	0.01
200000925	110213I0	3761	2/3/2013	100,792.89	(2,099.85)	98,693.04	(209.99)	(718.34)	(2,523.48)	(3,451.81)	121,127.14	(5,551.66)	115,575.48
200000926	110213J0	3761	2/3/2013	26,861.61	(531.64)	26,329.97	(55.96)	(55.96)	(559.62)	(671.54)	26,861.61	(1,203.18)	25,658.43
200000927	110213K0	3761	2/3/2013	0.01	-	0.01	-	-	-	-	0.01	-	0.01
200000928	110213M0	3761	2/3/2013	48,682.31	(1,014.21)	47,668.10	(101.43)	(101.42)	(990.60)	(1,193.45)	47,386.47	(2,207.66)	45,178.81
200000930	110213Q0	3761	2/3/2013	-	-	-	-	-	-	-	-	-	-
200000931	110213R0	3761	2/3/2013	5,969,398.13	(124,362.46)	5,845,035.67	(12,571.12)	(27,205.05)	(137,948.74)	(177,724.91)	6,639,013.88	(302,087.37)	6,336,926.51
200000933	110211A4	3761	2/3/2013	0.01	-	0.01	-	-	-	-	0.01	-	0.01
200000934	110211C0	3761	2/3/2013	167,853.20	(6,993.88)	160,859.32	(699.39)	(3,389.09)	(9,261.89)	(13,350.37)	223,122.85	(20,344.25)	202,778.60
200000935	110211E0	3761	2/3/2013	241.86	(10.08)	231.78	(1.01)	(1.00)	(10.08)	(12.09)	241.86	(22.17)	219.69
200000940	110213F0	3762	2/3/2013	0.01	-	0.01	-	-	-	-	0.01	-	0.01
200000941	110213F1	3762	2/3/2013	0.01	-	0.01	-	-	-	-	0.01	-	0.01
200000942	110213F2	3762	2/3/2013	0.01	-	0.01	-	-	-	-	0.01	-	0.01
200000943	110213I0	3762	2/3/2013	71,756.82	(1,494.93)	70,261.89	(149.50)	(968.25)	(2,177.23)	(3,294.98)	104,507.04	(4,789.91)	99,717.13
200000944	110213J0	3762	2/3/2013	27,713.07	(548.49)	27,164.58	(57.73)	(57.74)	(577.36)	(692.83)	27,713.07	(1,241.32)	26,471.75
200000945	110213K0	3762	2/3/2013	0.01	-	0.01	-	-	-	-	0.01	-	0.01
200000946	110213M0	3762	2/3/2013	48,682.31	(1,014.21)	47,668.10	(101.43)	(101.42)	(990.60)	(1,193.45)	47,386.47	(2,207.66)	45,178.81
200000948	110213Q0	3762	2/3/2013	-	-	-	-	-	-	-	-	-	-
200000949	110213R0	3762	2/3/2013	6,181,097.15	(128,772.86)	6,052,324.29	(13,055.21)	(20,215.09)	(136,633.61)	(169,903.91)	6,573,421.82	(298,676.77)	6,274,745.05
200000951	110211A4	3762	2/3/2013	0.01	-	0.01	-	-	-	-	0.01	-	0.01
200000952	110211C0	3762	2/3/2013	162,629.91	(6,776.25)	155,853.66	(677.62)	(2,259.08)	(8,094.13)	(11,030.83)	194,259.08	(17,807.08)	176,452.00
200000953	110211E0	3762	2/3/2013	158.86	(6.62)	152.24	(0.66)	(0.66)	(6.62)	(7.94)	158.86	(14.56)	144.30
200000958	110213F0	3767	2/3/2013	0.01	-	0.01	-	-	-	-	0.01	-	0.01
200000959	110213F1	3767	2/3/2013	0.01	-	0.01	-	-	-	-	0.01	-	0.01
200000960	110213F2	3767	2/3/2013	0.01	-	0.01	-	-	-	-	0.01	-	0.01
200000961	110213I0	3767	2/3/2013	130,745.29	(2,723.86)	128,021.43	(272.39)	(341.73)	(2,781.65)	(3,395.77)	133,519.04	(6,119.63)	127,399.41
200000962	110213J0	3767	2/3/2013	19,448.51	(384.92)	19,063.59	(40.52)	(40.51)	(405.18)	(486.21)	19,448.51	(871.13)	18,577.38
200000963	110213K0	3767	2/3/2013	0.01	-	0.01	-	-	-	-	0.01	-	0.01
200000964	110213M0	3767	2/3/2013	48,682.31	(1,014.21)	47,668.10	(101.43)	(101.42)	(990.60)	(1,193.45)	47,386.47	(2,207.66)	45,178.81
200000966	110213Q0	3767	2/3/2013	-	-	-	-	-	-	-	-	-	-
200000967	110213R0	3767	2/3/2013	6,364,816.47	(132,600.34)	6,232,216.13	(13,359.86)	(25,392.74)	(143,084.52)	(181,837.12)	6,867,552.50	(314,437.46)	6,553,115.04
200000969	110211A4	3767	2/3/2013	0.01	-	0.01	-	-	-	-	0.01	-	0.01
200000970	110211C0	3767	2/3/2013	69,508.85	(2,896.20)	66,612.65	(290.79)	(289.73)	(2,897.26)	(3,477.78)	69,534.35	(6,373.98)	63,160.37
200000971	110211E0	3767	2/3/2013	230.50	(9.60)	220.90	(0.96)	(0.97)	(9.60)	(11.53)	230.50	(21.13)	209.37
200000976	110213F0	3773	2/3/2013	0.01	-	0.01	-	-	-	-	0.01	-	0.01
200000977	110213F1	3773	2/3/2013	0.01	-	0.01	-	-	-	-	0.01	-	0.01
200000978	110213F2	3773	2/3/2013	0.01	-	0.01	-	-	-	-	0.01	-	0.01
200000979	110213I0	3773	2/3/2013	140,004.13	(2,916.75)	137,087.38	(291.68)	(1,359.51)	(3,806.62)	(5,457.81)	182,717.53	(8,374.56)	174,342.97
200000980	110213J0	3773	2/3/2013	25,250.07	(499.74)	24,750.33	(52.61)	(52.60)	(526.04)	(631.25)	25,250.07	(1,130.99)	24,119.08
200000981	110213K0	3773	2/3/2013	0.01	-	0.01	-	-	-	-	0.01	-	0.01
200000982	110213M0	3773	2/3/2013	48,682.31	(1,014.21)	47,668.10	(101.43)	(101.42)	(990.60)	(1,193.45)	47,386.47	(2,207.66)	45,178.81
200000984	110213Q0	3773	2/3/2013	-	-	-	-	-	-	-	-	-	-
200000985	110213R0	3773	2/3/2013	6,859,299.68	(142,902.08)	6,716,397.60	(14,196.56)	(37,719.78)	(162,800.53)	(214,716.87)	7,820,052.04	(357,618.95)	7,462,433.09
200000987	110211A4	3773	2/3/2013	0.01	-	0.01	-	-	-	-	0.01	-	0.01
200000988	110211C0	3773	2/3/2013	54,698.08	(2,279.09)	52,418.99	(231.41)	(228.23)	(2,282.27)	(2,741.91)	54,774.58	(5,021.00)	49,753.58
200000989	110211E0	3773	2/3/2013	171.88	(7.16)	164.72	(0.72)	(0.71)	(7.16)	(8.59)	171.88	(15.75)	156.13
200000992	110213F0	3510	2/3/2013	0.01	-	0.01	-	-	-	-	0.01	-	0.01
200000993	110213F1	3510	2/3/2013	0.01	-	0.01	-	-	-	-	0.01	-	0.01

Asset	Asset Class	Location	Capitalization Date	Cost 11/30/2013	Accum Depreciation 11/30/13	NBV 11/30/13	Depreciation 11/30/13 - 1/4/14	Depreciation 1/5/14 - 2/1/14	Depreciation 2/2/14 - 11/30/14	Total Depreciation	Cost 11/29/14	Accum Depreciation 11/29/14	NBV 11/29/14
200000994	110213F2	3510	2/3/2013	0.01	-	0.01	-	-	-	-	0.01	-	0.01
200000995	110213JO	3510	2/3/2013	88,134.19	(1,744.32)	86,389.87	(183.62)	(183.61)	(1,836.13)	(2,203.36)	88,134.19	(3,947.68)	84,186.51
200000996	110213KO	3510	2/3/2013	0.01	-	0.01	-	-	-	-	0.01	-	0.01
200000997	110211A4	3510	2/3/2013	0.01	-	0.01	-	-	-	-	0.01	-	0.01
200001003	110213JO	3510	2/3/2013	781,708.00	(16,285.58)	765,422.42	(1,628.56)	(1,628.56)	(16,285.58)	(19,542.70)	781,708.00	(35,828.28)	745,879.72
200001004	110213MO	3510	2/3/2013	48,682.31	(1,014.21)	47,668.10	(101.43)	(101.42)	(990.60)	(1,193.45)	47,386.47	(2,207.66)	45,178.81
200001006	110213QO	3510	2/3/2013	-	-	-	-	-	-	-	-	-	-
200001007	110213RO	3510	2/3/2013	8,945,371.93	(186,361.92)	8,759,010.01	(18,758.82)	(25,469.54)	(194,549.27)	(238,777.63)	9,348,506.03	(425,139.55)	8,923,366.48
200001009	110211CO	3510	2/3/2013	129,730.16	(5,405.42)	124,324.74	(542.88)	(540.76)	(6,049.71)	(7,133.35)	165,421.26	(12,538.77)	152,882.49
200001010	110211EO	3510	2/3/2013	560.90	(23.37)	537.53	(2.34)	(2.34)	(23.37)	(28.05)	560.90	(51.42)	509.48
200001026	110213JO	3508	3/19/2013	39,060.99	(691.71)	38,369.28	(81.37)	(81.38)	(813.77)	(976.52)	39,060.99	(1,668.23)	37,392.76
200001034	110213JO	3509	3/19/2013	23,735.22	(420.31)	23,314.91	(49.45)	(49.45)	(494.48)	(593.38)	23,735.22	(1,013.69)	22,721.53
200001042	110213JO	3538	3/19/2013	22,757.30	(402.99)	22,354.31	(47.41)	(47.42)	(474.11)	(568.94)	22,757.30	(971.93)	21,785.37
200001050	110213JO	3557	3/19/2013	26,432.70	(468.08)	25,964.62	(55.07)	(55.07)	(550.68)	(660.82)	26,432.70	(1,128.90)	25,303.80
200001058	110213JO	3564	3/19/2013	21,330.43	(377.73)	20,952.70	(44.43)	(44.44)	(444.38)	(533.25)	21,330.43	(910.98)	20,419.45
200001066	110213JO	3574	3/19/2013	22,154.25	(392.31)	21,761.94	(46.16)	(46.15)	(461.55)	(553.86)	22,154.25	(946.17)	21,208.08
200001074	110213JO	3615	3/19/2013	33,772.94	(598.06)	33,174.88	(70.36)	(70.36)	(703.60)	(844.32)	33,772.94	(1,442.38)	32,330.56
200001082	110213JO	3616	3/19/2013	23,701.16	(419.71)	23,281.45	(49.38)	(49.37)	(493.77)	(592.52)	23,701.16	(1,012.23)	22,688.93
200001090	110213JO	3624	3/19/2013	30,740.87	(544.37)	30,196.50	(64.04)	(64.05)	(640.43)	(768.52)	30,740.87	(1,312.89)	29,427.98
200001098	110213JO	3644	3/19/2013	41,714.04	(738.69)	40,975.35	(86.90)	(86.90)	(869.04)	(1,042.84)	41,714.04	(1,781.53)	39,932.51
200001106	110213JO	3648	3/19/2013	125,074.98	(2,214.87)	122,860.11	(260.57)	(260.58)	(2,605.73)	(3,126.88)	125,074.98	(5,341.75)	119,733.23
200001114	110213JO	3682	3/19/2013	45,635.88	(808.14)	44,827.74	(95.07)	(95.07)	(950.75)	(1,140.89)	45,635.88	(1,949.03)	43,686.85
200001122	110213JO	3688	3/19/2013	24,307.51	(430.45)	23,877.06	(50.64)	(50.64)	(506.41)	(607.69)	24,307.51	(1,038.14)	23,269.37
200001130	110213JO	3690	3/19/2013	34,761.58	(615.57)	34,146.01	(72.42)	(72.42)	(724.20)	(869.04)	34,761.58	(1,484.61)	33,276.97
200001138	110213JO	3694	3/19/2013	80,522.84	(1,425.93)	79,096.91	(167.75)	(167.76)	(1,677.56)	(2,013.07)	80,522.84	(3,439.00)	77,083.84
200001146	110213JO	3710	3/19/2013	25,028.63	(443.22)	24,585.41	(52.14)	(52.14)	(521.43)	(625.71)	25,028.63	(1,068.93)	23,959.70
200001154	110213JO	3714	3/19/2013	107,881.35	(1,910.40)	105,970.95	(224.75)	(224.75)	(2,247.53)	(2,697.03)	107,881.35	(4,607.43)	103,273.92
200001162	110213JO	3719	3/19/2013	21,930.37	(388.35)	21,542.02	(45.69)	(45.69)	(456.88)	(548.26)	21,930.37	(936.61)	20,993.76
200001170	110213JO	3737	3/19/2013	19,949.03	(353.26)	19,595.77	(41.56)	(41.57)	(415.60)	(498.73)	19,949.03	(851.99)	19,097.04
200001186	110213JO	3760	3/19/2013	91,288.87	(1,616.57)	89,672.30	(190.19)	(190.18)	(1,901.85)	(2,282.22)	91,288.87	(3,898.79)	87,390.08
200001194	110213JO	3763	3/19/2013	32,092.64	(568.31)	31,524.33	(66.86)	(66.86)	(668.60)	(802.32)	32,092.64	(1,370.63)	30,722.01
200001202	110213JO	3770	3/19/2013	97,414.99	(1,725.06)	95,689.93	(202.95)	(202.94)	(2,029.48)	(2,435.37)	97,414.99	(4,160.43)	93,254.56
200001210	110213JO	3772	3/19/2013	82,648.23	(1,463.56)	81,184.67	(172.19)	(172.18)	(1,721.84)	(2,066.21)	82,648.23	(3,529.77)	79,118.46
200001216	110213JO	3508	3/19/2013	235,707.21	(4,419.51)	231,287.70	(491.06)	(576.18)	(4,971.42)	(6,038.66)	238,606.09	(10,458.17)	228,147.92
200001217	110213MO	3508	3/19/2013	50,482.95	(946.56)	49,536.39	(105.17)	(105.17)	(1,028.17)	(1,238.51)	49,187.11	(2,185.07)	47,002.04
200001219	110213RO	3508	3/19/2013	6,653,885.54	(124,760.35)	6,529,125.19	(14,036.25)	(18,655.57)	(144,355.66)	(177,047.48)	6,956,073.01	(301,807.83)	6,654,265.18
200001221	110211CO	3508	3/19/2013	741,069.59	(27,790.11)	713,279.48	(3,087.79)	(3,657.62)	(31,220.69)	(37,966.10)	743,732.57	(65,756.21)	677,976.36
200001222	110211EO	3508	3/19/2013	32,997.38	(1,237.40)	31,759.98	(137.49)	(137.49)	(1,374.89)	(1,649.87)	32,997.38	(2,887.27)	30,110.11
200001223	110213QO	3508	3/19/2013	-	-	-	-	-	-	-	-	-	-
200001226	110213JO	3509	3/19/2013	152,342.66	(2,856.42)	149,486.24	(317.39)	(628.61)	(3,456.75)	(4,402.75)	165,923.98	(7,259.17)	158,664.81
200001227	110213MO	3509	3/19/2013	50,482.95	(946.56)	49,536.39	(105.17)	(105.17)	(1,028.17)	(1,238.51)	49,187.11	(2,185.07)	47,002.04
200001229	110213RO	3509	3/19/2013	5,277,243.96	(98,948.32)	5,178,295.64	(11,071.41)	(18,955.55)	(118,166.83)	(148,193.79)	5,682,383.43	(247,142.11)	5,435,241.32
200001231	110211CO	3509	3/19/2013	698,249.72	(26,184.36)	672,065.36	(3,100.42)	(5,714.14)	(31,814.14)	(40,628.70)	763,441.81	(66,813.06)	696,628.75
200001232	110211EO	3509	3/19/2013	27,760.27	(1,041.01)	26,719.26	(115.67)	(115.67)	(1,156.68)	(1,388.02)	27,760.27	(2,429.03)	25,331.24
200001233	110213QO	3509	3/19/2013	-	-	-	-	-	-	-	-	-	-
200001236	110213JO	3538	3/19/2013	120,533.35	(2,260.00)	118,273.35	(251.11)	(1,285.73)	(4,002.30)	(5,539.14)	192,834.95	(7,799.14)	185,035.81
200001237	110213MO	3538	3/19/2013	50,482.95	(946.56)	49,536.39	(105.17)	(105.17)	(1,028.17)	(1,238.51)	49,187.11	(2,185.07)	47,002.04
200001239	110213RO	3538	3/19/2013	6,067,910.66	(113,773.32)	5,954,137.34	(12,726.75)	(40,417.96)	(156,633.47)	(209,778.18)	7,544,489.35	(323,551.50)	7,220,937.85
200001241	110211CO	3538	3/19/2013	1,049,011.33	(39,337.92)	1,009,673.41	(4,714.67)	(15,281.06)	(54,332.76)	(74,328.49)	1,316,465.47	(113,666.41)	1,202,799.06

Asset	Asset Class	Location	Capitalization Date	Cost 11/30/2013	Accum Depreciation 11/30/13	NBV 11/30/13	Depreciation 11/30/13 - 1/4/14	Depreciation 1/5/14 - 2/1/14	Depreciation 2/2/14 - 11/30/14	Total Depreciation	Cost 11/29/14	Accum Depreciation 11/29/14	NBV 11/29/14
200001242	110211E0	3538	3/19/2013	33,558.00	(1,258.43)	32,299.57	(139.82)	(139.83)	(1,398.25)	(1,677.90)	33,558.00	(2,936.33)	30,621.67
200001243	110213Q0	3538	3/19/2013	-	-	-	-	-	-	-	-	-	-
200001246	110213I0	3557	3/19/2013	167,655.43	(3,143.54)	164,511.89	(349.28)	(1,908.14)	(4,909.97)	(7,167.39)	235,678.43	(10,310.93)	225,367.50
200001247	110213M0	3557	3/19/2013	50,482.95	(946.56)	49,536.39	(105.17)	(105.17)	(1,028.17)	(1,238.51)	49,187.11	(2,185.07)	47,002.04
200001249	110213R0	3557	3/19/2013	6,634,944.76	(124,405.21)	6,510,539.55	(14,379.20)	(25,153.38)	(149,790.24)	(189,322.82)	7,206,002.64	(313,728.03)	6,892,274.61
200001251	110211C0	3557	3/19/2013	84,850.64	(3,181.90)	81,668.74	(353.54)	(1,567.76)	(4,639.27)	(6,560.57)	111,342.54	(9,742.47)	101,600.07
200001252	110211E0	3557	3/19/2013	23,808.70	(892.83)	22,915.87	(99.20)	(99.20)	(992.03)	(1,190.43)	23,808.70	(2,083.26)	21,725.44
200001253	110213Q0	3557	3/19/2013	-	-	-	-	-	-	-	-	-	-
200001256	110213I0	3564	3/19/2013	138,433.66	(2,595.63)	135,838.03	(288.40)	(1,163.38)	(3,679.47)	(5,131.25)	176,614.38	(7,726.88)	168,887.50
200001257	110213M0	3564	3/19/2013	50,482.95	(946.56)	49,536.39	(105.17)	(105.17)	(1,028.17)	(1,238.51)	49,187.11	(2,185.07)	47,002.04
200001259	110213R0	3564	3/19/2013	6,590,178.37	(123,565.84)	6,466,612.53	(13,646.78)	(54,166.34)	(174,898.23)	(242,711.35)	8,423,635.56	(366,277.19)	8,057,358.37
200001261	110211C0	3564	3/19/2013	248,040.44	(9,301.52)	238,738.92	(1,042.94)	(30,275.62)	(36,927.35)	(68,245.91)	886,256.36	(77,547.43)	808,708.93
200001262	110211E0	3564	3/19/2013	24,512.05	(919.20)	23,592.85	(102.14)	(102.13)	(1,021.34)	(1,225.61)	24,512.05	(2,144.81)	22,367.24
200001263	110213Q0	3564	3/19/2013	-	-	-	-	-	-	-	-	-	-
200001266	110213I0	3574	3/19/2013	60,391.71	(1,132.34)	59,259.37	(125.82)	(16,790.49)	(16,865.90)	(33,782.21)	810,166.26	(34,914.55)	775,251.71
200001267	110213M0	3574	3/19/2013	179,827.35	(3,371.76)	176,455.59	(374.64)	(384.06)	(3,731.40)	(4,490.10)	178,942.31	(7,861.86)	171,080.45
200001269	110213R0	3574	3/19/2013	6,961,088.93	(130,520.42)	6,830,568.51	(14,615.62)	(63,543.61)	(191,049.65)	(269,208.88)	9,181,950.18	(399,729.30)	8,782,220.88
200001271	110211C0	3574	3/19/2013	295,582.64	(11,084.35)	284,498.29	(1,247.09)	2,390.84	(9,041.92)	(7,898.17)	217,165.71	(18,982.52)	198,183.19
200001272	110211E0	3574	3/19/2013	33,284.50	(1,248.17)	32,036.33	(138.68)	(138.69)	(1,386.85)	(1,664.22)	33,284.50	(2,912.39)	30,372.11
200001273	110213Q0	3574	3/19/2013	-	-	-	-	-	-	-	-	-	-
200001276	110213I0	3615	3/19/2013	94,933.14	(1,780.00)	93,153.14	(197.77)	(383.56)	(2,146.72)	(2,728.05)	103,042.90	(4,508.05)	98,534.85
200001277	110213M0	3615	3/19/2013	50,482.95	(946.56)	49,536.39	(105.17)	(273.70)	(883.12)	(1,261.99)	41,832.31	(2,208.55)	39,623.76
200001279	110213R0	3615	3/19/2013	7,626,246.61	(142,992.12)	7,483,254.49	(16,322.18)	(32,320.93)	(175,584.45)	(224,227.56)	8,445,644.67	(367,219.68)	8,078,424.99
200001281	110211C0	3615	3/19/2013	773,671.17	(29,012.67)	744,658.50	(3,223.63)	(5,980.33)	(35,006.19)	(44,210.15)	848,524.37	(73,222.82)	775,301.55
200001282	110211E0	3615	3/19/2013	29,357.70	(1,100.91)	28,256.79	(122.33)	(122.32)	(1,223.24)	(1,467.89)	29,357.70	(2,568.80)	26,788.90
200001283	110213Q0	3615	3/19/2013	-	-	-	-	-	-	-	-	-	-
200001286	110213I0	3616	3/19/2013	69,076.43	(1,295.18)	67,781.25	(143.91)	(1,906.72)	(3,041.65)	(5,092.28)	145,998.97	(6,387.46)	139,611.51
200001287	110213M0	3616	3/19/2013	50,482.95	(946.56)	49,536.39	(105.17)	(105.17)	(1,028.17)	(1,238.51)	49,187.11	(2,185.07)	47,002.04
200001289	110213R0	3616	3/19/2013	5,483,053.38	(102,807.25)	5,380,246.13	(11,626.82)	(41,070.63)	(142,469.19)	(195,166.64)	6,841,934.65	(297,973.89)	6,543,960.76
200001291	110211C0	3616	3/19/2013	77,844.51	(2,919.17)	74,925.34	(331.79)	(897.54)	(3,771.36)	(5,000.69)	90,512.75	(7,919.86)	82,592.89
200001292	110211E0	3616	3/19/2013	21,726.38	(814.74)	20,911.64	(90.53)	(90.52)	(905.27)	(1,086.32)	21,726.38	(1,901.06)	19,825.32
200001293	110213Q0	3616	3/19/2013	-	-	-	-	-	-	-	-	-	-
200001296	110213I0	3624	3/19/2013	105,636.28	(1,980.68)	103,655.60	(220.08)	(2,281.04)	(3,625.35)	(6,126.47)	173,425.85	(8,107.15)	165,318.70
200001297	110213M0	3624	3/19/2013	50,482.95	(946.56)	49,536.39	(105.17)	(105.17)	(1,028.17)	(1,238.51)	49,187.11	(2,185.07)	47,002.04
200001299	110213R0	3624	3/19/2013	9,558,920.47	(179,229.76)	9,379,690.71	(19,807.60)	(35,043.94)	(214,570.78)	(269,422.32)	10,327,489.62	(448,652.08)	9,878,837.54
200001301	110211C0	3624	3/19/2013	223,525.41	(8,382.20)	215,143.21	(935.61)	(2,970.83)	(11,129.12)	(15,035.56)	265,753.21	(23,417.76)	242,335.45
200001302	110211E0	3624	3/19/2013	51,395.84	(1,927.34)	49,468.50	(214.15)	(214.15)	(2,141.49)	(2,569.79)	51,395.84	(4,497.13)	46,898.71
200001303	110213Q0	3624	3/19/2013	-	-	-	-	-	-	-	-	-	-
200001306	110213I0	3644	3/19/2013	532,863.79	(9,991.20)	522,872.59	(1,150.29)	(2,483.09)	(12,385.98)	(16,019.36)	594,527.10	(26,010.56)	568,516.54
200001307	110213M0	3644	3/19/2013	50,482.95	(946.56)	49,536.39	(105.17)	(105.17)	(1,028.17)	(1,238.51)	49,187.11	(2,185.07)	47,002.04
200001309	110213R0	3644	3/19/2013	8,016,348.70	(150,306.54)	7,866,042.16	(17,070.37)	(55,981.74)	(204,763.65)	(277,815.76)	9,834,039.61	(428,122.30)	9,405,917.31
200001311	110211C0	3644	3/19/2013	280,947.04	(10,535.51)	270,411.53	(1,170.62)	(9,454.42)	(19,236.87)	(29,861.91)	461,684.81	(40,397.42)	421,287.39
200001312	110211E0	3644	3/19/2013	24,285.19	(910.69)	23,374.50	(101.19)	(101.19)	(1,011.88)	(1,214.26)	24,285.19	(2,124.95)	22,160.24
200001313	110213Q0	3644	3/19/2013	-	-	-	-	-	-	-	-	-	-
200001316	110213I0	3648	3/19/2013	1,251,641.09	(23,468.27)	1,228,172.82	(2,607.59)	(11,456.18)	(34,120.03)	(48,183.80)	1,637,761.49	(71,652.07)	1,566,109.42
200001317	110213M0	3648	3/19/2013	50,482.95	(946.56)	49,536.39	(105.17)	(105.17)	(1,028.17)	(1,238.51)	49,187.11	(2,185.07)	47,002.04
200001319	110213R0	3648	3/19/2013	14,288,590.22	(267,911.07)	14,020,679.15	(29,829.01)	(56,187.77)	(333,310.34)	(419,327.12)	16,075,755.43	(687,238.19)	15,388,517.24
200001321	110211C0	3648	3/19/2013	205,732.45	(7,714.97)	198,017.48	(857.22)	(3,693.05)	(11,900.49)	(16,450.76)	310,519.26	(24,128.09)	286,391.17
200001322	110211E0	3648	3/19/2013	107,422.99	(4,028.36)	103,394.63	(447.60)	(447.59)	(4,475.96)	(5,371.15)	107,422.99	(9,399.51)	98,023.48

Asset	Asset Class	Location	Capitalization Date	Cost 11/30/2013	Accum Depreciation 11/30/13	NBV 11/30/13	Depreciation 11/30/13 - 1/4/14	Depreciation 1/5/14 - 2/1/14	Depreciation 2/2/14 - 11/30/14	Total Depreciation	Cost 11/29/14	Accum Depreciation 11/29/14	NBV 11/29/14
200001323	110213Q0	3648	3/19/2013	-	-	-	-	-	-	-	-	-	-
200001326	110213I0	3682	3/19/2013	91,272.59	(1,711.36)	89,561.23	(190.15)	(27,741.51)	(26,948.20)	(54,879.86)	1,293,513.79	(56,591.22)	1,236,922.57
200001327	110213M0	3682	3/19/2013	50,482.95	(946.56)	49,536.39	(105.17)	(105.17)	(1,028.17)	(1,238.51)	49,187.11	(2,185.07)	47,002.04
200001329	110213R0	3682	3/19/2013	7,101,378.23	(133,150.84)	6,968,227.39	(14,965.47)	(46,372.77)	(178,064.12)	(239,402.36)	8,549,930.29	(372,553.20)	8,177,377.09
200001331	110211C0	3682	3/19/2013	173,658.69	(6,512.20)	167,146.49	(723.58)	(2,115.88)	(8,501.51)	(11,340.97)	204,036.13	(17,853.17)	186,182.96
200001332	110211E0	3682	3/19/2013	26,812.73	(1,005.48)	25,807.25	(111.72)	(111.72)	(1,117.20)	(1,340.64)	26,812.73	(2,346.12)	24,466.61
200001333	110213Q0	3682	3/19/2013	-	-	-	-	-	-	-	-	-	-
200001336	110213I0	3688	3/19/2013	84,223.93	(1,579.20)	82,644.73	(175.47)	(209.24)	(1,785.37)	(2,170.08)	85,697.75	(3,749.28)	81,948.47
200001337	110213M0	3688	3/19/2013	50,482.95	(946.56)	49,536.39	(105.17)	(105.17)	(1,028.17)	(1,238.51)	49,187.11	(2,185.07)	47,002.04
200001339	110213R0	3688	3/19/2013	6,760,949.83	(126,767.81)	6,634,182.02	(14,169.43)	(23,425.76)	(149,981.88)	(187,577.07)	7,214,151.48	(314,344.88)	6,899,806.60
200001341	110211C0	3688	3/19/2013	661,919.23	(24,821.97)	637,097.26	(2,758.00)	(4,064.96)	(28,768.12)	(35,591.08)	690,434.80	(60,413.05)	630,021.75
200001342	110211E0	3688	3/19/2013	25,112.41	(941.72)	24,170.69	(104.63)	(104.64)	(1,046.35)	(1,255.62)	25,112.41	(2,197.34)	22,915.07
200001343	110213Q0	3688	3/19/2013	-	-	-	-	-	-	-	-	-	-
200001346	110213I0	3690	3/19/2013	101,073.83	(1,895.13)	99,178.70	(210.57)	(1,851.04)	(3,597.04)	(5,658.65)	172,657.89	(7,553.78)	165,104.11
200001347	110213M0	3690	3/19/2013	76,646.95	(1,437.13)	75,209.82	(159.68)	(159.68)	(1,573.25)	(1,892.61)	75,351.11	(3,329.74)	72,021.37
200001349	110213R0	3690	3/19/2013	5,753,523.41	(107,878.56)	5,645,644.85	(12,122.94)	(39,948.82)	(146,718.26)	(198,790.02)	7,058,705.25	(308,668.58)	6,752,036.67
200001351	110211C0	3690	3/19/2013	84,707.12	(3,176.52)	81,530.60	(352.94)	(2,681.89)	(5,646.69)	(8,681.52)	135,520.44	(11,858.04)	123,662.40
200001352	110211E0	3690	3/19/2013	25,331.02	(949.91)	24,381.11	(105.55)	(105.55)	(1,055.46)	(1,266.56)	25,331.02	(2,216.47)	23,114.55
200001353	110213Q0	3690	3/19/2013	-	-	-	-	-	-	-	-	-	-
200001356	110213I0	3694	3/19/2013	438,257.73	(8,217.33)	430,040.40	(913.04)	(1,226.94)	(9,394.31)	(11,534.29)	450,898.73	(19,751.62)	431,147.11
200001357	110213M0	3694	3/19/2013	245,003.91	(4,593.82)	240,410.09	(510.43)	(510.42)	(5,080.69)	(6,101.54)	243,708.07	(10,695.36)	233,012.71
200001359	110213R0	3694	3/19/2013	10,428,889.32	(195,541.67)	10,233,347.65	(21,778.39)	(44,289.06)	(239,467.79)	(305,535.24)	11,494,195.34	(501,076.91)	10,993,118.43
200001361	110211C0	3694	3/19/2013	1,903,608.11	(71,385.30)	1,832,222.81	(7,931.70)	(26,857.49)	(97,123.95)	(131,913.14)	2,350,078.43	(203,298.44)	2,146,779.99
200001362	110211E0	3694	3/19/2013	71,593.88	(2,684.77)	68,909.11	(298.31)	(298.31)	(2,983.08)	(3,579.70)	71,593.88	(6,264.47)	65,329.41
200001363	110213Q0	3694	3/19/2013	-	-	-	-	-	-	-	-	-	-
200001366	110213I0	3710	3/19/2013	128,656.31	(2,412.31)	126,244.00	(268.03)	(562.12)	(2,947.69)	(3,777.84)	141,489.31	(6,190.15)	135,299.16
200001367	110213M0	3710	3/19/2013	50,482.95	(946.56)	49,536.39	(105.17)	(105.17)	(1,028.17)	(1,238.51)	49,187.11	(2,185.07)	47,002.04
200001369	110213R0	3710	3/19/2013	6,735,484.63	(126,290.34)	6,609,194.29	(14,079.79)	(32,632.74)	(158,097.61)	(204,810.14)	7,595,599.10	(331,100.48)	7,264,498.62
200001371	110211C0	3710	3/19/2013	86,840.33	(3,256.51)	83,583.82	(688.28)	(10,187.22)	(12,847.28)	(23,722.78)	308,334.74	(26,979.29)	281,355.45
200001372	110211E0	3710	3/19/2013	36,279.37	(1,360.48)	34,918.89	(151.16)	(151.16)	(1,511.64)	(1,813.96)	36,279.37	(3,174.44)	33,104.93
200001373	110213Q0	3710	3/19/2013	-	-	-	-	-	-	-	-	-	-
200001376	110213I0	3714	3/19/2013	722,694.86	(13,550.53)	709,144.33	(1,505.61)	(2,967.63)	(16,675.10)	(21,148.34)	800,786.40	(34,698.87)	766,087.53
200001377	110213M0	3714	3/19/2013	50,482.95	(946.56)	49,536.39	(105.17)	(105.17)	(1,028.17)	(1,238.51)	49,187.11	(2,185.07)	47,002.04
200001379	110213R0	3714	3/19/2013	11,589,125.05	(217,296.09)	11,371,828.96	(24,658.69)	(62,720.70)	(282,338.88)	(369,718.27)	13,561,765.25	(587,014.36)	12,974,750.89
200001381	110211C0	3714	3/19/2013	126,660.02	(4,749.75)	121,910.27	(527.75)	(1,800.72)	(7,717.20)	(10,045.67)	225,930.79	(14,795.42)	211,135.37
200001382	110211E0	3714	3/19/2013	37,965.69	(1,423.71)	36,541.98	(158.19)	(158.19)	(1,581.90)	(1,898.28)	37,965.69	(3,321.99)	34,643.70
200001383	110213Q0	3714	3/19/2013	-	-	-	-	-	-	-	-	-	-
200001386	110213I0	3719	3/19/2013	86,450.13	(1,620.94)	84,829.19	(180.10)	(2,147.53)	(3,538.34)	(5,865.97)	169,773.03	(7,486.91)	162,286.12
200001387	110213M0	3719	3/19/2013	50,482.95	(946.56)	49,536.39	(105.17)	(105.17)	(1,028.17)	(1,238.51)	49,187.11	(2,185.07)	47,002.04
200001389	110213R0	3719	3/19/2013	5,831,791.75	(109,346.10)	5,722,445.65	(12,316.07)	(73,654.89)	(190,180.10)	(276,151.06)	9,161,019.32	(385,497.16)	8,775,522.16
200001391	110211C0	3719	3/19/2013	62,201.14	(2,332.54)	59,868.60	(259.17)	(4,596.84)	(6,692.62)	(11,548.63)	165,625.89	(13,881.17)	151,744.72
200001392	110211E0	3719	3/19/2013	26,748.47	(1,003.07)	25,745.40	(111.45)	(111.45)	(1,114.52)	(1,337.42)	26,748.47	(2,340.49)	24,407.98
200001393	110213Q0	3719	3/19/2013	-	-	-	-	-	-	-	-	-	-
200001396	110213I0	3737	3/19/2013	26,292.60	(492.99)	25,799.61	(54.77)	(3,473.04)	(3,655.28)	(7,183.09)	175,453.27	(7,676.08)	167,777.19
200001397	110213M0	3737	3/19/2013	50,482.95	(946.56)	49,536.39	(105.17)	(105.17)	(1,028.17)	(1,238.51)	49,187.11	(2,185.07)	47,002.04
200001399	110213R0	3737	3/19/2013	5,966,483.74	(111,871.57)	5,854,612.17	(12,444.93)	(81,389.49)	(188,672.93)	(282,507.35)	9,069,523.62	(394,378.92)	8,675,144.70
200001401	110211C0	3737	3/19/2013	684,140.65	(25,655.27)	658,485.38	(2,892.22)	(14,516.80)	(39,208.64)	(56,617.66)	942,889.95	(82,272.93)	860,617.02
200001402	110211E0	3737	3/19/2013	26,104.22	(978.91)	25,125.31	(108.77)	(108.76)	(1,087.68)	(1,305.21)	26,104.22	(2,284.12)	23,820.10
200001403	110213Q0	3737	3/19/2013	-	-	-	-	-	-	-	-	-	-

Asset	Asset Class	Location	Capitalization Date	Cost 11/30/2013	Accum Depreciation 11/30/13	NBV 11/30/13	Depreciation 11/30/13 - 1/4/14	Depreciation 1/5/14 - 2/1/14	Depreciation 2/2/14 - 11/30/14	Total Depreciation	Cost 11/29/14	Accum Depreciation 11/29/14	NBV 11/29/14
200001416	110213IO	3760	3/19/2013	146,023.26	(2,737.94)	143,285.32	(304.21)	(304.22)	(3,042.15)	(3,650.58)	146,023.26	(6,388.52)	139,634.74
200001417	110213MO	3760	3/19/2013	50,482.95	(946.56)	49,536.39	(105.17)	(105.17)	(1,028.17)	(1,238.51)	49,187.11	(2,185.07)	47,002.04
200001419	110213RO	3760	3/19/2013	9,965,314.53	(186,849.65)	9,778,464.88	(21,163.05)	(36,587.04)	(224,156.29)	(281,906.38)	10,794,647.91	(468,756.03)	10,325,891.88
200001421	110211CO	3760	3/19/2013	444,576.82	(16,671.63)	427,905.19	(1,852.40)	(2,690.51)	(19,285.95)	(23,828.86)	462,862.76	(40,500.49)	422,362.27
200001422	110211EO	3760	3/19/2013	61,075.48	(2,290.33)	58,785.15	(254.48)	(254.48)	(2,544.81)	(3,053.77)	61,075.48	(5,344.10)	55,731.38
200001423	110213QO	3760	3/19/2013	-	-	-	-	-	-	-	-	-	-
200001426	110213IO	3763	3/19/2013	130,266.18	(2,442.49)	127,823.69	(271.39)	(1,021.81)	(3,409.10)	(4,702.30)	163,654.15	(7,144.79)	156,509.36
200001427	110213MO	3763	3/19/2013	50,482.95	(946.56)	49,536.39	(105.17)	(105.17)	(1,028.17)	(1,238.51)	49,187.11	(2,185.07)	47,002.04
200001429	110213RO	3763	3/19/2013	8,862,288.17	(166,167.90)	8,696,120.27	(19,017.51)	(46,281.78)	(212,053.51)	(277,352.80)	10,202,905.24	(443,520.70)	9,759,384.54
200001431	110211CO	3763	3/19/2013	552,343.16	(20,712.87)	531,630.29	(2,301.43)	(10,333.60)	(30,316.28)	(42,951.31)	727,590.61	(63,664.18)	663,926.43
200001432	110211EO	3763	3/19/2013	27,531.70	(1,032.44)	26,499.26	(114.71)	(114.72)	(1,147.15)	(1,376.58)	27,531.70	(2,409.02)	25,122.68
200001433	110213QO	3763	3/19/2013	-	-	-	-	-	-	-	-	-	-
200001436	110213IO	3770	3/19/2013	380,354.31	(7,131.64)	373,222.67	(792.41)	(977.29)	(8,092.13)	(9,861.83)	388,422.31	(16,993.47)	371,428.84
200001437	110213MO	3770	3/19/2013	50,482.95	(946.56)	49,536.39	(105.17)	(105.17)	(1,028.17)	(1,238.51)	49,187.11	(2,185.07)	47,002.04
200001439	110213RO	3770	3/19/2013	9,766,741.68	(183,126.41)	9,583,615.27	(20,483.22)	(56,679.94)	(239,420.87)	(316,584.03)	11,508,214.52	(499,710.44)	11,008,504.08
200001441	110211CO	3770	3/19/2013	157,997.15	(5,924.89)	152,072.26	(658.32)	(2,765.59)	(8,498.90)	(11,922.81)	203,973.71	(17,847.70)	186,126.01
200001442	110211EO	3770	3/19/2013	66,355.44	(2,488.33)	63,867.11	(276.48)	(276.48)	(2,764.81)	(3,317.77)	66,355.44	(5,806.10)	60,549.34
200001443	110213QO	3770	3/19/2013	-	-	-	-	-	-	-	-	-	-
200001446	110213IO	3772	3/19/2013	217,528.41	(4,078.66)	213,449.75	(453.18)	(6,301.71)	(11,573.12)	(18,328.01)	557,779.18	(22,406.67)	535,372.51
200001447	110213MO	3772	3/19/2013	50,482.95	(946.56)	49,536.39	(105.17)	(105.17)	(1,028.17)	(1,238.51)	49,187.11	(2,185.07)	47,002.04
200001449	110213RO	3772	3/19/2013	8,391,559.12	(157,341.73)	8,234,217.39	(17,676.48)	(75,338.32)	(242,088.48)	(335,103.28)	11,643,342.52	(492,445.01)	11,150,897.51
200001451	110211CO	3772	3/19/2013	1,139,644.06	(42,736.65)	1,096,907.41	(4,748.52)	(71,088.42)	(121,693.55)	(197,530.49)	3,361,950.02	(240,267.14)	3,121,682.88
200001452	110211EO	3772	3/19/2013	39,788.75	(1,492.08)	38,296.67	(165.78)	(165.79)	(1,657.86)	(1,989.43)	39,788.75	(3,481.51)	36,307.24
200001453	110213QO	3772	3/19/2013	-	-	-	-	-	-	-	-	-	-
200005151	110213RO	3508	3/19/2013	-	-	-	-	-	-	-	-	-	-
200005152	110213RO	3509	3/19/2013	-	-	-	-	-	-	-	-	-	-
200005153	110213RO	3510	2/3/2013	-	-	-	-	-	-	-	-	-	-
200005154	110213RO	3538	3/19/2013	-	-	-	-	-	-	-	-	-	-
200005155	110213RO	3557	3/19/2013	-	-	-	-	-	-	-	-	-	-
200005156	110213RO	3560	2/3/2013	-	-	-	-	-	-	-	-	-	-
200005157	110213RO	3564	3/19/2013	-	-	-	-	-	-	-	-	-	-
200005158	110213RO	3565	2/3/2013	-	-	-	-	-	-	-	-	-	-
200005159	110213RO	3572	2/3/2013	-	-	-	-	-	-	-	-	-	-
200005160	110213RO	3574	3/19/2013	-	-	-	-	-	-	-	-	-	-
200005161	110213RO	3608	2/3/2013	-	-	-	-	-	-	-	-	-	-
200005162	110213RO	3609	2/3/2013	-	-	-	-	-	-	-	-	-	-
200005163	110213RO	3615	3/19/2013	-	-	-	-	-	-	-	-	-	-
200005164	110213RO	3616	3/19/2013	-	-	-	-	-	-	-	-	-	-
200005165	110213RO	3624	3/19/2013	-	-	-	-	-	-	-	-	-	-
200005166	110213RO	3636	2/3/2013	-	-	-	-	-	-	-	-	-	-
200005167	110213RO	3639	2/3/2013	-	-	-	-	-	-	-	-	-	-
200005168	110213RO	3644	3/19/2013	-	-	-	-	-	-	-	-	-	-
200005169	110213RO	3648	3/19/2013	-	-	-	-	-	-	-	-	-	-
200005170	110213RO	3665	2/3/2013	-	-	-	-	-	-	-	-	-	-
200005171	110213RO	3668	2/3/2013	-	-	-	-	-	-	-	-	-	-
200005172	110213RO	3682	3/19/2013	-	-	-	-	-	-	-	-	-	-
200005173	110213RO	3688	3/19/2013	-	-	-	-	-	-	-	-	-	-
200005174	110213RO	3690	3/19/2013	-	-	-	-	-	-	-	-	-	-
200005175	110213RO	3694	3/19/2013	-	-	-	-	-	-	-	-	-	-

Asset	Asset Class	Location	Capitalization Date	Cost 11/30/2013	Accum Depreciation 11/30/13	NBV 11/30/13	Depreciation 11/30/13 - 1/4/14	Depreciation 1/5/14 - 2/1/14	Depreciation 2/2/14 - 11/30/14	Total Depreciation	Cost 11/29/14	Accum Depreciation 11/29/14	NBV 11/29/14
200005176	110213RO	3706	2/3/2013	-	-	-	-	-	-	-	-	-	-
200005177	110213RO	3708	2/3/2013	-	-	-	-	-	-	-	-	-	-
200005178	110213RO	3710	3/19/2013	-	-	-	-	-	-	-	-	-	-
200005179	110213RO	3714	3/19/2013	-	-	-	-	-	-	-	-	-	-
200005180	110213RO	3715	2/3/2013	-	-	-	-	-	-	-	-	-	-
200005181	110213RO	3719	3/19/2013	-	-	-	-	-	-	-	-	-	-
200005182	110213RO	3729	2/3/2013	-	-	-	-	-	-	-	-	-	-
200005183	110213RO	3737	3/19/2013	-	-	-	-	-	-	-	-	-	-
200005184	110213RO	3738	2/3/2013	-	-	-	-	-	-	-	-	-	-
200005185	110213RO	3742	2/3/2013	-	-	-	-	-	-	-	-	-	-
200005187	110213RO	3749	2/3/2013	-	-	-	-	-	-	-	-	-	-
200005188	110213RO	3751	2/3/2013	-	-	-	-	-	-	-	-	-	-
200005189	110213RO	3753	2/3/2013	-	-	-	-	-	-	-	-	-	-
200005190	110213RO	3759	12/27/2013	-	-	-	-	-	-	-	-	-	-
200005191	110213RO	3759	12/27/2013	-	-	-	-	-	-	-	-	-	-
200005192	110213RO	3759	12/27/2013	-	-	-	-	-	-	-	-	-	-
200005193	110213RO	3760	3/19/2013	-	-	-	-	-	-	-	-	-	-
200005194	110213RO	3761	2/3/2013	-	-	-	-	-	-	-	-	-	-
200005195	110213RO	3762	2/3/2013	-	-	-	-	-	-	-	-	-	-
200005196	110213RO	3763	3/19/2013	-	-	-	-	-	-	-	-	-	-
200005197	110213RO	3767	2/3/2013	-	-	-	-	-	-	-	-	-	-
200005198	110213RO	3770	3/19/2013	-	-	-	-	-	-	-	-	-	-
200005199	110213RO	3772	3/19/2013	-	-	-	-	-	-	-	-	-	-
200005200	110213RO	3773	2/3/2013	-	-	-	-	-	-	-	-	-	-
200005206	110213RO	3772	3/19/2013	10,715.94	(189.91)	10,526.03	(22.35)	(22.35)	(223.48)	(268.18)	10,715.94	(458.09)	10,257.85
200005207	110213RO	3510	2/3/2013	15,742.55	(317.31)	15,425.24	(33.68)	(33.68)	(336.80)	(404.16)	15,742.55	(721.47)	15,021.08
200005211	110213RO	3759	12/30/2012	39.50	(0.90)	38.60	(0.09)	(0.08)	(0.82)	(0.99)	39.50	(1.89)	37.61
200005212	110213RO	3759	12/27/2012	5,087.00	(111.49)	4,975.51	(10.64)	(10.63)	(106.31)	(127.58)	5,087.00	(239.07)	4,847.93
200005213	110213RO	3759	12/27/2012	2,257.66	(44.84)	2,212.82	(4.73)	(4.73)	(47.28)	(56.74)	2,257.66	(101.58)	2,156.08
200005214	110213RO	3560	2/3/2013	4,639.25	(91.89)	4,547.36	(9.67)	(9.68)	(96.75)	(116.10)	4,639.25	(207.99)	4,431.26
200005215	110213RO	3565	2/3/2013	9,129.00	(180.81)	8,948.19	(19.04)	(19.04)	(190.39)	(228.47)	9,129.00	(409.28)	8,719.72
200005216	110213RO	3572	2/3/2013	8,279.25	(163.98)	8,115.27	(17.27)	(17.27)	(172.67)	(207.21)	8,279.25	(371.19)	7,908.06
200005217	110213RO	3608	2/3/2013	6,697.23	(132.65)	6,564.58	(13.96)	(13.97)	(139.67)	(167.60)	6,697.23	(300.25)	6,396.98
200005218	110213RO	3609	2/3/2013	4,881.25	(96.68)	4,784.57	(10.18)	(10.18)	(101.80)	(122.16)	4,881.25	(218.84)	4,662.41
200005219	110213RO	3636	2/3/2013	14,147.85	(280.21)	13,867.64	(29.50)	(29.51)	(295.06)	(354.07)	14,147.85	(634.28)	13,513.57
200005220	110213RO	3639	2/3/2013	8,401.88	(166.40)	8,235.48	(17.53)	(17.52)	(175.22)	(210.27)	8,401.88	(376.67)	8,025.21
200005221	110213RO	3665	2/3/2013	7,541.38	(149.36)	7,392.02	(15.73)	(15.73)	(157.28)	(188.74)	7,541.38	(338.10)	7,203.28
200005222	110213RO	3668	2/3/2013	12,991.99	(257.32)	12,734.67	(27.09)	(27.10)	(270.95)	(325.14)	12,991.99	(582.46)	12,409.53
200005223	110213RO	3706	2/3/2013	8,024.01	(158.92)	7,865.09	(16.74)	(16.73)	(167.34)	(200.81)	8,024.01	(359.73)	7,664.28
200005224	110213RO	3708	2/3/2013	10,509.87	(208.16)	10,301.71	(21.92)	(21.92)	(219.19)	(263.03)	10,509.87	(471.19)	10,038.68
200005225	110213RO	3715	2/3/2013	6,924.34	(137.15)	6,787.19	(14.44)	(14.44)	(144.41)	(173.29)	6,924.34	(310.44)	6,613.90
200005226	110213RO	3729	2/3/2013	30,855.71	(611.13)	30,244.58	(64.35)	(64.35)	(643.50)	(772.20)	30,855.71	(1,383.33)	29,472.38
200005227	110213RO	3738	2/3/2013	571,696.63	(11,322.95)	560,373.68	(1,192.28)	(1,192.29)	(11,922.84)	(14,307.41)	571,696.63	(25,630.36)	546,066.27
200005228	110213RO	3742	2/3/2013	31,322.05	(620.36)	30,701.69	(65.32)	(65.32)	(653.23)	(783.87)	31,322.05	(1,404.23)	29,917.82
200005229	110213RO	3749	2/3/2013	8,636.03	(171.05)	8,464.98	(18.01)	(18.01)	(180.11)	(216.13)	8,636.03	(387.18)	8,248.85
200005230	110213RO	3751	2/3/2013	3,866.40	(76.58)	3,789.82	(8.07)	(8.06)	(80.63)	(96.76)	3,866.40	(173.34)	3,693.06
200005231	110213RO	3753	2/3/2013	10,309.38	(204.18)	10,105.20	(21.50)	(21.50)	(215.00)	(258.00)	10,309.38	(462.18)	9,847.20
200005232	110213RO	3761	2/3/2013	12,149.86	(240.64)	11,909.22	(25.34)	(25.34)	(253.39)	(304.07)	12,149.86	(544.71)	11,605.15
200005233	110213RO	3762	2/3/2013	6,084.50	(120.51)	5,963.99	(12.69)	(12.69)	(126.89)	(152.27)	6,084.50	(272.78)	5,811.72

Asset	Asset Class	Location	Capitalization Date	Cost 11/30/2013	Accum Depreciation 11/30/13	NBV 11/30/13	Depreciation 11/30/13 - 1/4/14	Depreciation 1/5/14 - 2/1/14	Depreciation 2/2/14 - 11/30/14	Total Depreciation	Cost 11/29/14	Accum Depreciation 11/29/14	NBV 11/29/14
200005234	110213RO	3767	2/3/2013	6,026.50	(119.36)	5,907.14	(12.57)	(12.57)	(125.68)	(150.82)	6,026.50	(270.18)	5,756.32
200005235	110213RO	3773	2/3/2013	6,336.25	(125.49)	6,210.76	(13.22)	(13.21)	(132.14)	(158.57)	6,336.25	(284.06)	6,052.19
200005236	110213RO	3508	3/19/2013	5,521.00	(97.84)	5,423.16	(11.52)	(11.51)	(115.14)	(138.17)	5,521.00	(236.01)	5,284.99
200005237	110213RO	3509	3/19/2013	6,383.00	(113.13)	6,269.87	(13.31)	(13.31)	(133.12)	(159.74)	6,383.00	(272.87)	6,110.13
200005238	110213RO	3538	3/19/2013	10,361.63	(183.63)	10,178.00	(21.61)	(21.61)	(216.09)	(259.31)	10,361.63	(442.94)	9,918.69
200005239	110213RO	3557	3/19/2013	259,836.25	(4,604.95)	255,231.30	(541.89)	(541.90)	(5,418.92)	(6,502.71)	259,836.25	(11,107.66)	248,728.59
200005240	110213RO	3564	3/19/2013	11,067.52	(196.14)	10,871.38	(23.08)	(23.08)	(230.81)	(276.97)	11,067.52	(473.11)	10,594.41
200005241	110213RO	3574	3/19/2013	9,789.33	(173.49)	9,615.84	(20.42)	(20.41)	(204.16)	(244.99)	9,789.33	(418.48)	9,370.85
200005242	110213RO	3615	3/19/2013	97,299.00	(1,724.38)	95,574.62	(202.92)	(202.92)	(2,029.19)	(2,435.03)	97,299.00	(4,159.41)	93,139.59
200005243	110213RO	3616	3/19/2013	4,790.38	(84.90)	4,705.48	(9.99)	(9.99)	(99.90)	(119.88)	4,790.38	(204.78)	4,585.60
200005244	110213RO	3624	3/19/2013	8,768.43	(155.40)	8,613.03	(18.29)	(18.29)	(182.87)	(219.45)	8,768.43	(374.85)	8,393.58
200005245	110213RO	3644	3/19/2013	35,410.27	(627.56)	34,782.71	(73.84)	(73.85)	(738.49)	(886.18)	35,410.27	(1,513.74)	33,896.53
200005246	110213RO	3648	3/19/2013	10,257.12	(181.78)	10,075.34	(21.40)	(21.39)	(213.91)	(256.70)	10,257.12	(438.48)	9,818.64
200005247	110213RO	3682	3/19/2013	20,056.98	(355.46)	19,701.52	(41.83)	(41.83)	(418.29)	(501.95)	20,056.98	(857.41)	19,199.57
200005248	110213RO	3688	3/19/2013	72,821.13	(1,290.57)	71,530.56	(151.87)	(151.87)	(1,518.70)	(1,822.44)	72,821.13	(3,113.01)	69,708.12
200005249	110213RO	3690	3/19/2013	9,453.38	(167.54)	9,285.84	(19.71)	(19.72)	(197.15)	(236.58)	9,453.38	(404.12)	9,049.26
200005250	110213RO	3694	3/19/2013	84,211.93	(1,492.44)	82,719.49	(175.63)	(175.62)	(1,756.25)	(2,107.50)	84,211.93	(3,599.94)	80,611.99
200005251	110213RO	3710	3/19/2013	8,065.07	(142.93)	7,922.14	(16.82)	(16.82)	(168.20)	(201.84)	8,065.07	(344.77)	7,720.30
200005252	110213RO	3714	3/19/2013	38,053.30	(674.40)	37,378.90	(79.37)	(79.36)	(793.61)	(952.34)	38,053.30	(1,626.74)	36,426.56
200005253	110213RO	3719	3/19/2013	12,920.63	(228.99)	12,691.64	(26.95)	(26.94)	(269.46)	(323.35)	12,920.63	(552.34)	12,368.29
200005254	110213RO	3737	3/19/2013	9,111.86	(161.49)	8,950.37	(19.00)	(19.00)	(190.03)	(228.03)	9,111.86	(389.52)	8,722.34
200005256	110213RO	3760	3/19/2013	9,274.71	(164.37)	9,110.34	(19.34)	(19.34)	(193.43)	(232.11)	9,274.71	(396.48)	8,878.23
200005257	110213RO	3763	3/19/2013	98,063.44	(1,737.93)	96,325.51	(204.52)	(204.51)	(2,045.13)	(2,454.16)	98,063.44	(4,192.09)	93,871.35
200005258	110213RO	3770	3/19/2013	9,834.46	(174.29)	9,660.17	(20.51)	(20.51)	(205.10)	(246.12)	9,834.46	(420.41)	9,414.05
200005266	110213JO	3507	5/22/2013	29,773.09	(341.15)	29,431.94	(62.03)	(62.02)	(620.27)	(744.32)	29,773.09	(1,085.47)	28,687.62
200005274	110213JO	3512	5/22/2013	105,437.55	(1,208.14)	104,229.41	(219.66)	(219.66)	(2,196.62)	(2,635.94)	105,437.55	(3,844.08)	101,593.47
200005282	110213JO	3519	5/22/2013	69,323.31	(794.33)	68,528.98	(144.42)	(144.43)	(1,444.24)	(1,733.09)	69,323.31	(2,527.42)	66,795.89
200005290	110213JO	3524	5/22/2013	35,044.91	(401.56)	34,643.35	(73.01)	(73.01)	(730.10)	(876.12)	35,044.91	(1,277.68)	33,767.23
200005298	110213JO	3533	5/22/2013	43,222.64	(495.26)	42,727.38	(90.05)	(90.04)	(900.47)	(1,080.56)	43,222.64	(1,575.82)	41,646.82
200005306	110213JO	3559	5/22/2013	77,303.02	(885.76)	76,417.26	(161.05)	(161.05)	(1,610.48)	(1,932.58)	77,303.02	(2,818.34)	74,484.68
200005314	110213JO	3577	5/22/2013	83,044.30	(951.55)	82,092.75	(173.01)	(173.01)	(1,730.09)	(2,076.11)	83,044.30	(3,027.66)	80,016.64
200005322	110213JO	3591	5/22/2013	100,034.31	(1,146.23)	98,888.08	(208.40)	(208.41)	(2,084.05)	(2,500.86)	100,034.31	(3,647.09)	96,387.22
200005330	110213JO	3614	5/22/2013	51,985.36	(595.67)	51,389.69	(108.30)	(108.30)	(1,083.03)	(1,299.63)	51,985.36	(1,895.30)	50,090.06
200005338	110213JO	3623	5/22/2013	109,375.06	(1,253.26)	108,121.80	(227.86)	(227.87)	(2,278.65)	(2,734.38)	109,375.06	(3,987.64)	105,387.42
200005346	110213JO	3630	5/22/2013	32,134.58	(368.21)	31,766.37	(66.95)	(66.94)	(669.47)	(803.36)	32,134.58	(1,171.57)	30,963.01
200005354	110213JO	3642	5/22/2013	25,703.24	(294.52)	25,408.72	(53.54)	(53.55)	(535.48)	(642.57)	25,703.24	(937.09)	24,766.15
200005362	110213JO	3645	5/22/2013	34,712.90	(397.75)	34,315.15	(72.32)	(72.32)	(723.19)	(867.83)	34,712.90	(1,265.58)	33,447.32
200005370	110213JO	3670	5/22/2013	28,332.46	(324.64)	28,007.82	(59.03)	(59.02)	(590.26)	(708.31)	28,332.46	(1,032.95)	27,299.51
200005378	110213JO	3671	5/22/2013	85,960.78	(984.97)	84,975.81	(179.08)	(179.09)	(1,790.85)	(2,149.02)	85,960.78	(3,133.99)	82,826.79
200005386	110213JO	3698	5/22/2013	80,871.19	(926.65)	79,944.54	(168.48)	(168.48)	(1,684.82)	(2,021.78)	80,871.19	(2,948.43)	77,922.76
200005394	110213JO	3728	5/22/2013	17,756.71	(203.46)	17,553.25	(37.00)	(36.99)	(369.93)	(443.92)	17,756.71	(647.38)	17,109.33
200005402	110213JO	3754	5/22/2013	65,870.09	(754.76)	65,115.33	(137.23)	(137.23)	(1,372.29)	(1,646.75)	65,870.09	(2,401.51)	63,468.58
200005410	110213JO	3766	5/22/2013	25,585.16	(293.16)	25,292.00	(53.31)	(53.30)	(533.02)	(639.63)	25,585.16	(932.79)	24,652.37
200005415	110213IO	3507	5/22/2013	328,952.94	(4,111.91)	324,841.03	(685.32)	(685.32)	(7,231.17)	(8,601.81)	347,713.02	(12,713.72)	334,999.30
200005416	110213MO	3507	5/22/2013	50,296.42	(628.71)	49,667.71	(104.78)	(104.78)	(1,024.44)	(1,234.00)	49,000.58	(1,862.71)	47,137.87
200005418	110213RO	3507	5/22/2013	8,942,577.11	(111,782.21)	8,830,794.90	(18,891.22)	(19,756.95)	(195,524.71)	(234,172.88)	9,422,175.68	(345,955.09)	9,076,220.59
200005420	110211CO	3507	5/22/2013	471,387.95	(11,784.70)	459,603.25	(1,964.12)	(1,964.11)	(20,293.10)	(24,221.33)	508,222.04	(36,006.03)	472,216.01
200005421	110211EO	3507	5/22/2013	147.17	(3.68)	143.49	(0.61)	(0.62)	(6.13)	(7.36)	147.17	(11.04)	136.13
200005424	110213IO	3512	5/22/2013	1,147,686.14	(14,346.08)	1,133,340.06	(2,391.01)	(2,534.15)	(24,092.19)	(29,017.35)	1,156,470.95	(43,363.43)	1,113,107.52

Asset	Asset Class	Location	Capitalization Date	Cost 11/30/2013	Accum Depreciation 11/30/13	NBV 11/30/13	Depreciation 11/30/13 - 1/4/14	Depreciation 1/5/14 - 2/1/14	Depreciation 2/2/14 - 11/30/14	Total Depreciation	Cost 11/29/14	Accum Depreciation 11/29/14	NBV 11/29/14
200005425	110213M0	3512	5/22/2013	50,296.42	(628.71)	49,667.71	(104.78)	(104.78)	(1,024.44)	(1,234.00)	49,000.58	(1,862.71)	47,137.87
200005427	110213R0	3512	5/22/2013	10,781,996.56	(134,774.96)	10,647,221.60	(22,519.70)	(23,405.81)	(228,321.20)	(274,246.71)	10,977,054.50	(409,021.67)	10,568,032.83
200005429	110211C0	3512	5/22/2013	1,154,152.47	(28,853.81)	1,125,298.66	(4,808.97)	(4,808.97)	(48,792.02)	(58,409.96)	1,193,834.44	(87,263.77)	1,106,570.67
200005430	110211E0	3512	5/22/2013	9,329.56	(233.24)	9,096.32	(38.87)	(38.88)	(388.73)	(466.48)	9,329.56	(699.72)	8,629.84
200005433	110213I0	3519	5/22/2013	163,168.58	(2,039.61)	161,128.97	(339.93)	(339.94)	(3,399.35)	(4,079.22)	163,168.58	(6,118.83)	157,049.75
200005434	110213M0	3519	5/22/2013	50,461.34	(630.77)	49,830.57	(105.12)	(105.13)	(1,027.87)	(1,238.12)	49,165.50	(1,868.89)	47,296.61
200005436	110213R0	3519	5/22/2013	6,859,494.66	(85,743.68)	6,773,750.98	(14,332.53)	(16,590.95)	(146,344.48)	(177,267.96)	7,040,744.45	(263,011.64)	6,777,732.81
200005438	110211C0	3519	5/22/2013	783,279.62	(19,581.99)	763,697.63	(3,277.91)	(3,511.50)	(33,028.35)	(39,817.76)	794,763.38	(59,399.75)	735,363.63
200005439	110211E0	3519	5/22/2013	10,177.39	(254.43)	9,922.96	(42.41)	(42.41)	(424.06)	(508.88)	10,177.39	(763.31)	9,414.08
200005442	110213I0	3524	5/22/2013	112,738.66	(1,409.23)	111,329.43	(234.88)	(830.53)	(3,093.31)	(4,158.72)	148,478.66	(5,567.95)	142,910.71
200005443	110213M0	3524	5/22/2013	50,296.42	(628.71)	49,667.71	(104.78)	(931.48)	(2,057.80)	(3,094.06)	98,602.58	(3,722.77)	94,879.81
200005445	110213R0	3524	5/22/2013	7,456,817.85	(93,210.22)	7,363,607.63	(15,497.08)	(20,306.24)	(161,682.51)	(197,485.83)	7,787,180.39	(290,696.05)	7,496,484.34
200005447	110211C0	3524	5/22/2013	315,613.50	(7,890.34)	307,723.16	(1,344.42)	(1,319.26)	(13,221.23)	(15,884.91)	318,242.89	(23,775.25)	294,467.64
200005448	110211E0	3524	5/22/2013	378.08	(9.45)	368.63	(1.58)	(1.57)	(15.75)	(18.90)	378.08	(28.35)	349.73
200005451	110213I0	3533	5/22/2013	1,003,996.44	(12,549.96)	991,446.48	(2,091.65)	(2,877.89)	(21,899.37)	(26,868.91)	1,051,169.85	(39,418.87)	1,011,750.98
200005452	110213M0	3533	5/22/2013	50,296.42	(628.71)	49,667.71	(104.78)	(104.78)	(1,024.44)	(1,234.00)	49,000.58	(1,862.71)	47,137.87
200005454	110213R0	3533	5/22/2013	7,707,745.80	(96,346.82)	7,611,398.98	(16,130.53)	(18,709.68)	(164,718.68)	(199,558.89)	7,920,249.88	(295,905.71)	7,624,344.17
200005456	110211C0	3533	5/22/2013	153,204.90	(3,830.12)	149,374.78	(725.91)	(433.08)	(6,265.11)	(7,424.10)	151,295.79	(11,254.22)	140,041.57
200005457	110211E0	3533	5/22/2013	230.10	(5.75)	224.35	(0.96)	(0.96)	(9.59)	(11.51)	230.10	(17.26)	212.84
200005460	110213I0	3559	5/22/2013	1,148,387.01	(14,354.84)	1,134,032.17	(2,392.47)	(2,713.74)	(24,326.31)	(29,432.52)	1,167,663.01	(43,787.36)	1,123,875.65
200005461	110213M0	3559	5/22/2013	50,296.42	(628.71)	49,667.71	(104.78)	(104.78)	(1,024.44)	(1,234.00)	49,000.58	(1,862.71)	47,137.87
200005463	110213R0	3559	5/22/2013	10,375,723.48	(129,696.54)	10,246,026.94	(21,659.14)	(36,249.39)	(235,466.52)	(293,375.05)	11,316,523.52	(423,071.59)	10,893,451.93
200005465	110211C0	3559	5/22/2013	663,621.44	(16,590.54)	647,030.90	(2,765.09)	(5,485.24)	(31,187.98)	(39,438.31)	752,960.53	(56,028.85)	696,931.68
200005466	110211E0	3559	5/22/2013	91.12	(2.28)	88.84	(0.38)	(0.38)	(3.80)	(4.56)	91.12	(6.84)	84.28
200005469	110213I0	3577	5/22/2013	709,119.91	(8,864.00)	700,255.91	(1,517.53)	(2,621.94)	(21,628.67)	(25,768.14)	1,083,054.48	(34,632.14)	1,048,422.34
200005470	110213M0	3577	5/22/2013	311,145.91	(3,889.32)	307,256.59	(648.22)	(648.23)	(6,458.79)	(7,755.24)	309,850.07	(11,644.56)	298,205.51
200005472	110213R0	3577	5/22/2013	10,865,452.00	(135,818.15)	10,729,633.85	(23,052.01)	(32,636.46)	(244,838.04)	(300,526.51)	11,771,735.06	(436,344.66)	11,335,390.40
200005474	110211C0	3577	5/22/2013	629,385.65	(15,734.64)	613,651.01	(2,709.94)	(4,710.34)	(29,141.04)	(36,561.32)	705,799.98	(52,295.96)	653,504.02
200005475	110211E0	3577	5/22/2013	778.42	(19.46)	758.96	(3.24)	(3.25)	(32.43)	(38.92)	778.42	(58.38)	720.04
200005478	110213I0	3591	5/22/2013	562,607.77	(7,032.60)	555,575.17	(1,172.10)	(1,452.03)	(12,070.91)	(14,695.04)	579,403.82	(21,727.64)	557,676.18
200005479	110213M0	3591	5/22/2013	50,296.42	(628.71)	49,667.71	(104.78)	(104.78)	(1,024.44)	(1,234.00)	49,000.58	(1,862.71)	47,137.87
200005481	110213R0	3591	5/22/2013	10,356,290.72	(129,453.63)	10,226,837.09	(22,177.56)	(31,164.75)	(230,496.33)	(283,838.64)	11,073,001.63	(413,292.27)	10,659,709.36
200005483	110211C0	3591	5/22/2013	322,975.98	(8,074.40)	314,901.58	(1,348.71)	(2,471.07)	(14,896.45)	(18,716.23)	358,447.87	(26,790.63)	331,657.24
200005484	110211E0	3591	5/22/2013	121.32	(3.03)	118.29	(0.51)	(0.50)	(5.06)	(6.07)	121.32	(9.10)	112.22
200005487	110213I0	3614	5/22/2013	288,474.85	(3,605.94)	284,868.91	(600.98)	(600.99)	(6,009.89)	(7,211.86)	288,474.85	(10,817.80)	277,657.05
200005488	110213M0	3614	5/22/2013	50,296.42	(628.71)	49,667.71	(104.78)	(104.78)	(1,024.44)	(1,234.00)	49,000.58	(1,862.71)	47,137.87
200005490	110213R0	3614	5/22/2013	8,893,744.34	(111,171.80)	8,782,572.54	(18,613.26)	(22,607.93)	(192,837.79)	(234,058.98)	9,274,648.85	(345,230.78)	8,929,418.07
200005492	110211C0	3614	5/22/2013	1,906,921.32	(47,673.03)	1,859,248.29	(7,945.51)	(8,110.55)	(79,842.63)	(95,898.69)	1,922,114.20	(143,571.72)	1,778,542.48
200005493	110211E0	3614	5/22/2013	13,187.50	(329.69)	12,857.81	(54.95)	(54.94)	(549.48)	(659.37)	13,187.50	(989.06)	12,198.44
200005496	110213I0	3623	5/22/2013	406,031.89	(5,075.40)	400,956.49	(845.90)	(1,024.23)	(8,681.91)	(10,552.04)	416,731.89	(15,627.44)	401,104.45
200005497	110213M0	3623	5/22/2013	50,296.42	(628.71)	49,667.71	(104.78)	(104.78)	(1,024.44)	(1,234.00)	49,000.58	(1,862.71)	47,137.87
200005499	110213R0	3623	5/22/2013	16,412,395.34	(205,154.94)	16,207,240.40	(34,760.60)	(60,367.27)	(376,583.76)	(471,711.63)	18,092,784.74	(676,866.57)	17,415,918.17
200005501	110211C0	3623	5/22/2013	823,872.80	(20,596.82)	803,275.98	(3,432.80)	(5,609.77)	(37,233.28)	(46,275.85)	899,579.57	(66,872.67)	832,706.90
200005502	110211E0	3623	5/22/2013	5,108.83	(127.72)	4,981.11	(21.29)	(21.28)	(212.87)	(255.44)	5,108.83	(383.16)	4,725.67
200005505	110213I0	3630	5/22/2013	91,546.10	(1,144.33)	90,401.77	(190.72)	(431.81)	(2,208.57)	(2,831.10)	106,011.35	(3,975.43)	102,035.92
200005506	110213M0	3630	5/22/2013	50,296.42	(628.71)	49,667.71	(104.78)	(167.67)	(1,103.04)	(1,375.49)	52,773.51	(2,004.20)	50,769.31
200005508	110213R0	3630	5/22/2013	7,777,248.27	(97,215.60)	7,680,032.67	(16,449.48)	(24,482.68)	(173,078.00)	(214,010.16)	8,323,567.06	(311,225.76)	8,012,341.30
200005510	110211C0	3630	5/22/2013	446,725.30	(11,168.13)	435,557.17	(1,861.36)	(3,518.45)	(20,751.70)	(26,131.51)	500,210.69	(37,299.64)	462,911.05
200005511	110211E0	3630	5/22/2013	40.21	(1.01)	39.20	(0.16)	(0.17)	(1.68)	(2.01)	40.21	(3.02)	37.19

Asset	Asset Class	Location	Capitalization Date	Cost 11/30/2013	Accum Depreciation 11/30/13	NBV 11/30/13	Depreciation 11/30/13 - 1/4/14	Depreciation 1/5/14 - 2/1/14	Depreciation 2/2/14 - 11/30/14	Total Depreciation	Cost 11/29/14	Accum Depreciation 11/29/14	NBV 11/29/14
200005514	110213IO	3642	5/22/2013	101,055.34	(1,263.19)	99,792.15	(210.53)	(318.12)	(2,239.80)	(2,768.45)	107,510.34	(4,031.64)	103,478.70
200005515	110213MO	3642	5/22/2013	50,296.42	(628.71)	49,667.71	(104.78)	(113.24)	(1,035.00)	(1,253.02)	49,507.95	(1,881.73)	47,626.22
200005517	110213RO	3642	5/22/2013	6,129,678.54	(76,620.98)	6,053,057.56	(12,965.89)	(16,023.99)	(132,834.34)	(161,824.22)	6,391,222.11	(238,445.20)	6,152,776.91
200005519	110211CO	3642	5/22/2013	217,577.11	(5,439.43)	212,137.68	(961.99)	(2,059.27)	(10,620.86)	(13,642.12)	256,363.75	(19,081.55)	237,282.20
200005520	110211EO	3642	5/22/2013	109.46	(2.74)	106.72	(0.45)	(0.46)	(4.56)	(5.47)	109.46	(8.21)	101.25
200005523	110213IO	3645	5/22/2013	204,866.98	(2,560.84)	202,306.14	(426.80)	(426.81)	(4,268.06)	(5,121.67)	204,866.98	(7,682.51)	197,184.47
200005524	110213MO	3645	5/22/2013	50,296.42	(628.71)	49,667.71	(104.78)	(104.78)	(1,024.44)	(1,234.00)	49,000.58	(1,862.71)	47,137.87
200005526	110213RO	3645	5/22/2013	7,959,711.41	(99,496.39)	7,860,215.02	(16,663.29)	(18,186.35)	(168,425.98)	(203,275.62)	8,101,683.49	(302,772.01)	7,798,911.48
200005528	110211CO	3645	5/22/2013	423,241.43	(10,581.04)	412,660.39	(1,763.50)	(3,255.30)	(19,558.84)	(24,577.64)	471,331.07	(35,158.68)	436,172.39
200005529	110211EO	3645	5/22/2013	444.76	(11.12)	433.64	(1.85)	(1.86)	(18.53)	(22.24)	444.76	(33.36)	411.40
200005532	110213IO	3670	5/22/2013	140,833.67	(1,760.42)	139,073.25	(293.40)	(661.52)	(3,518.01)	(4,472.93)	169,066.67	(6,233.35)	162,833.32
200005533	110213MO	3670	5/22/2013	50,296.42	(628.71)	49,667.71	(104.78)	(104.78)	(1,024.44)	(1,234.00)	49,000.58	(1,862.71)	47,137.87
200005535	110213RO	3670	5/22/2013	7,101,703.94	(88,771.30)	7,012,932.64	(14,838.57)	(17,763.33)	(156,293.74)	(188,895.64)	7,540,094.72	(277,666.94)	7,262,427.78
200005537	110211CO	3670	5/22/2013	356,863.43	(8,921.59)	347,941.84	(1,501.19)	(1,784.63)	(15,647.76)	(18,933.58)	388,172.33	(27,855.17)	360,317.16
200005538	110211EO	3670	5/22/2013	765.17	(19.13)	746.04	(3.19)	(3.19)	(31.88)	(38.26)	765.17	(57.39)	707.78
200005541	110213IO	3671	5/22/2013	249,358.42	(3,116.98)	246,241.44	(519.50)	(643.16)	(5,349.55)	(6,512.21)	256,778.42	(9,629.19)	247,149.23
200005542	110213MO	3671	5/22/2013	50,296.42	(628.71)	49,667.71	(104.78)	(104.78)	(1,024.44)	(1,234.00)	49,000.58	(1,862.71)	47,137.87
200005544	110213RO	3671	5/22/2013	9,799,657.27	(122,495.72)	9,677,161.55	(20,494.45)	(23,309.18)	(208,803.10)	(252,606.73)	10,046,329.85	(375,102.45)	9,671,227.40
200005546	110211CO	3671	5/22/2013	899,435.06	(22,485.88)	876,949.18	(3,820.56)	(3,758.06)	(37,787.67)	(45,366.29)	913,632.97	(67,852.17)	845,780.80
200005547	110211EO	3671	5/22/2013	6,044.00	(151.10)	5,892.90	(25.18)	(25.19)	(251.83)	(302.20)	6,044.00	(453.30)	5,590.70
200005550	110213IO	3698	5/22/2013	213,904.22	(2,673.80)	211,230.42	(445.64)	(445.63)	(4,481.96)	(5,373.23)	215,175.58	(8,047.03)	207,128.55
200005551	110213MO	3698	5/22/2013	50,296.42	(628.71)	49,667.71	(104.78)	(104.78)	(1,024.44)	(1,234.00)	49,000.58	(1,862.71)	47,137.87
200005553	110213RO	3698	5/22/2013	9,735,018.62	(121,687.73)	9,613,330.89	(20,371.18)	(20,972.68)	(205,068.39)	(246,412.25)	9,857,564.74	(368,099.98)	9,489,464.76
200005555	110211CO	3698	5/22/2013	407,765.10	(10,194.13)	397,570.97	(1,699.02)	(1,832.19)	(17,205.49)	(20,736.70)	414,518.39	(30,930.83)	383,587.56
200005556	110211EO	3698	5/22/2013	890.84	(22.27)	868.57	(3.71)	(3.71)	(37.12)	(44.54)	890.84	(66.81)	824.03
200005559	110213IO	3728	5/22/2013	133,451.42	(1,668.14)	131,783.28	(278.03)	(365.02)	(2,894.43)	(3,537.48)	138,941.42	(5,205.62)	133,735.80
200005560	110213MO	3728	5/22/2013	50,296.42	(628.71)	49,667.71	(104.78)	(104.78)	(1,024.44)	(1,234.00)	49,000.58	(1,862.71)	47,137.87
200005562	110213RO	3728	5/22/2013	9,352,889.24	(116,911.12)	9,235,978.12	(19,788.09)	34,261.71	(178,936.75)	(164,463.13)	8,955,648.16	(281,374.25)	8,674,273.91
200005564	110211CO	3728	5/22/2013	1,562,476.35	(39,061.91)	1,523,414.44	(6,510.32)	(14,331.31)	(75,799.35)	(96,640.98)	1,849,081.84	(135,702.89)	1,713,378.95
200005565	110211EO	3728	5/22/2013	1,543.40	(38.59)	1,504.81	(6.43)	(6.43)	(64.31)	(77.17)	1,543.40	(115.76)	1,427.64
200005568	110213IO	3754	5/22/2013	206,970.00	(2,587.13)	204,382.87	(431.18)	(1,163.92)	(5,227.79)	(6,822.89)	250,934.00	(9,410.02)	241,523.98
200005569	110213MO	3754	5/22/2013	50,296.42	(628.71)	49,667.71	(104.78)	(104.78)	(1,024.44)	(1,234.00)	49,000.58	(1,862.71)	47,137.87
200005571	110213RO	3754	5/22/2013	9,001,072.96	(112,513.41)	8,888,559.55	(18,945.47)	(22,979.20)	(198,810.94)	(240,735.61)	9,556,087.42	(353,249.02)	9,202,838.40
200005573	110211CO	3754	5/22/2013	445,366.24	(11,134.16)	434,232.08	(1,861.11)	(1,856.47)	(19,047.79)	(22,765.37)	472,847.99	(33,899.53)	438,948.46
200005574	110211EO	3754	5/22/2013	1,955.82	(48.90)	1,906.92	(8.14)	(8.15)	(81.49)	(97.78)	1,955.82	(146.68)	1,809.14
200005577	110213IO	3766	5/22/2013	142,303.89	(1,778.80)	140,525.09	(296.47)	(308.96)	(3,219.61)	(3,825.04)	154,931.89	(5,603.84)	149,328.05
200005578	110213MO	3766	5/22/2013	84,712.18	(1,058.90)	83,653.28	(176.49)	(176.48)	(1,763.62)	(2,116.59)	84,517.78	(3,175.49)	81,342.29
200005580	110213RO	3766	5/22/2013	8,589,992.58	(107,374.91)	8,482,617.67	(18,158.79)	(31,003.05)	(212,924.86)	(262,086.70)	10,251,939.49	(369,461.61)	9,882,477.88
200005582	110211CO	3766	5/22/2013	455,319.55	(11,382.99)	443,936.56	(1,910.43)	(7,323.59)	(25,829.16)	(35,063.18)	621,782.16	(46,446.17)	575,335.99
200005583	110211EO	3766	5/22/2013	173.06	(4.33)	168.73	(0.72)	(0.72)	(7.21)	(8.65)	173.06	(12.98)	160.08
200005584	110213RO	3572	2/3/2013	2,169.21	(42.95)	2,126.26	(4.53)	(4.52)	(45.24)	(54.29)	2,169.21	(97.24)	2,071.97
200005585	110213RO	3608	2/3/2013	1,128.38	(22.34)	1,106.04	(2.36)	(2.35)	(23.53)	(28.24)	1,128.38	(50.58)	1,077.80
200005586	110213RO	3715	2/3/2013	3,597.30	(71.23)	3,526.07	(7.50)	(7.51)	(75.02)	(90.03)	3,597.30	(161.26)	3,436.04
200005587	110213RO	3509	3/19/2013	1,602.10	(28.39)	1,573.71	(3.34)	(3.34)	(33.41)	(40.09)	1,602.10	(68.48)	1,533.62
200005588	110213RO	3615	3/19/2013	253.89	(4.50)	249.39	(0.53)	(0.53)	(5.29)	(6.35)	253.89	(10.85)	243.04
200005589	110213RO	3616	3/19/2013	241.06	(4.27)	236.79	(0.50)	(0.50)	(5.03)	(6.03)	241.06	(10.30)	230.76
200005590	110213RO	3644	3/19/2013	241.06	(4.28)	236.78	(0.50)	(0.50)	(5.03)	(6.03)	241.06	(10.31)	230.75
200005591	110213RO	3682	3/19/2013	4,705.07	(83.38)	4,621.69	(9.81)	(9.81)	(98.13)	(117.75)	4,705.07	(201.13)	4,503.94
200005592	110213RO	3688	3/19/2013	3,064.58	(54.30)	3,010.28	(6.39)	(6.39)	(63.91)	(76.69)	3,064.58	(130.99)	2,933.59

Asset	Asset Class	Location	Capitalization Date	Cost 11/30/2013	Accum Depreciation 11/30/13	NBV 11/30/13	Depreciation 11/30/13 - 1/4/14	Depreciation 1/5/14 - 2/1/14	Depreciation 2/2/14 - 11/30/14	Total Depreciation	Cost 11/29/14	Accum Depreciation 11/29/14	NBV 11/29/14
200005593	110213RO	3690	3/19/2013	2,392.57	(42.39)	2,350.18	(4.99)	(4.99)	(49.90)	(59.88)	2,392.57	(102.27)	2,290.30
200005594	110213RO	3719	3/19/2013	718.06	(12.73)	705.33	(1.49)	(1.50)	(14.98)	(17.97)	718.06	(30.70)	687.36
200005596	110213RO	3760	3/19/2013	4,080.12	(72.31)	4,007.81	(8.51)	(8.51)	(85.09)	(102.11)	4,080.12	(174.42)	3,905.70
200005597	110213RO	3763	3/19/2013	5,680.38	(100.66)	5,579.72	(11.84)	(11.85)	(118.47)	(142.16)	5,680.38	(242.82)	5,437.56
200005603	110213JO	3695	5/22/2013	25,730.43	(294.83)	25,435.60	(53.60)	(53.61)	(536.05)	(643.26)	25,730.43	(938.09)	24,792.34
200005611	110213JO	7001	5/22/2013	102,317.63	(1,172.39)	101,145.24	(213.16)	(213.16)	(2,131.62)	(2,557.94)	102,317.63	(3,730.33)	98,587.30
200005616	110213JO	3695	5/22/2013	112,814.51	(1,410.18)	111,404.33	(235.03)	(648.03)	(2,866.55)	(3,749.61)	137,594.47	(5,159.79)	132,434.68
200005617	110213MO	3695	5/22/2013	50,296.42	(628.71)	49,667.71	(104.78)	(104.78)	(1,024.44)	(1,234.00)	49,000.58	(1,862.71)	47,137.87
200005619	110213RO	3695	5/22/2013	5,619,949.80	(70,249.37)	5,549,700.43	(11,963.91)	(23,288.79)	(133,527.27)	(168,779.97)	6,441,134.35	(239,029.34)	6,202,105.01
200005621	110211CO	3695	5/22/2013	88,830.11	(2,220.75)	86,609.36	(444.28)	(1,582.42)	(5,317.68)	(7,344.38)	127,896.20	(9,565.13)	118,331.07
200005622	110211EO	3695	5/22/2013	117.12	(2.93)	114.19	(0.49)	(0.48)	(4.88)	(5.85)	117.12	(8.78)	108.34
200005625	110213JO	7001	5/22/2013	289,001.15	(3,612.51)	285,388.64	(602.09)	(622.39)	(6,046.24)	(7,270.72)	290,219.48	(10,883.23)	279,336.25
200005626	110213MO	7001	5/22/2013	50,296.42	(628.71)	49,667.71	(104.78)	(104.78)	(1,024.44)	(1,234.00)	49,000.58	(1,862.71)	47,137.87
200005628	110213RO	7001	5/22/2013	10,949,799.49	(136,872.49)	10,812,927.00	(22,898.57)	(31,910.76)	(240,654.28)	(295,463.61)	11,564,402.07	(432,336.10)	11,132,065.97
200005630	110211CO	7001	5/22/2013	322,946.63	(8,073.67)	314,872.96	(1,368.42)	(3,558.70)	(16,542.58)	(21,469.70)	406,498.84	(29,543.37)	376,955.47
200005631	110211EO	7001	5/22/2013	10,883.83	(272.10)	10,611.73	(45.35)	(45.34)	(453.49)	(544.18)	10,883.83	(816.28)	10,067.55
200005671	110213JO	3634	7/22/2013	213,243.30	(2,221.28)	211,022.02	(444.26)	(629.68)	(4,707.46)	(5,781.40)	225,957.98	(8,002.68)	217,955.30
200005672	110213JO	3634	7/22/2013	62,131.25	(582.48)	61,548.77	(129.44)	(129.44)	(1,294.40)	(1,553.28)	62,131.25	(2,135.76)	59,995.49
200005674	110213MO	3634	7/22/2013	51,348.90	(534.88)	50,814.02	(106.98)	(106.98)	(1,046.41)	(1,260.37)	50,053.06	(1,795.25)	48,257.81
200005676	110213RO	3634	7/22/2013	8,728,412.17	(90,920.96)	8,637,491.21	(18,517.65)	(26,508.06)	(202,170.51)	(247,196.22)	9,735,161.28	(338,117.18)	9,397,044.10
200005679	110211CO	3634	7/22/2013	430,991.23	(8,978.98)	422,012.25	(1,822.31)	(1,894.49)	(18,164.07)	(21,880.87)	436,829.94	(30,859.85)	405,970.09
200005680	110211EO	3634	7/22/2013	749.55	(15.62)	733.93	(3.12)	(3.12)	(31.23)	(37.47)	749.55	(53.09)	696.46
200005688	110213JO	3652	7/22/2013	99,832.32	(1,039.92)	98,792.40	(207.98)	(207.99)	(2,535.15)	(2,951.12)	122,478.32	(3,991.04)	118,487.28
200005689	110213JO	3652	7/22/2013	30,876.68	(289.47)	30,587.21	(64.33)	(64.32)	(643.26)	(771.91)	30,876.68	(1,061.38)	29,815.30
200005691	110213MO	3652	7/22/2013	51,348.90	(534.88)	50,814.02	(106.98)	(106.98)	(1,046.41)	(1,260.37)	50,053.06	(1,795.25)	48,257.81
200005693	110213RO	3652	7/22/2013	6,596,639.77	(68,715.00)	6,527,924.77	(13,961.51)	(14,215.06)	(147,902.05)	(176,078.62)	7,147,732.51	(244,793.62)	6,902,938.89
200005696	110211CO	3652	7/22/2013	544,231.00	(11,338.15)	532,892.85	(2,298.51)	(2,272.78)	(24,023.90)	(28,595.19)	619,022.06	(39,933.34)	579,088.72
200005697	110211EO	3652	7/22/2013	1,043.07	(21.73)	1,021.34	(4.35)	(4.34)	(43.46)	(52.15)	1,043.07	(73.88)	969.19
200005705	110213JO	3657	7/22/2013	194,282.03	(2,023.77)	192,258.26	(404.76)	(501.12)	(4,185.21)	(5,091.09)	200,890.11	(7,114.86)	193,775.25
200005706	110213JO	3657	7/22/2013	66,614.32	(624.51)	65,989.81	(138.78)	(138.78)	(1,387.80)	(1,665.36)	66,614.32	(2,289.87)	64,324.45
200005708	110213MO	3657	7/22/2013	51,348.90	(534.88)	50,814.02	(106.98)	(106.98)	(1,046.41)	(1,260.37)	50,053.06	(1,795.25)	48,257.81
200005710	110213RO	3657	7/22/2013	7,134,232.07	(74,314.92)	7,059,917.15	(14,942.59)	(18,165.94)	(156,065.32)	(189,173.85)	7,508,182.73	(263,488.77)	7,244,693.96
200005713	110211CO	3657	7/22/2013	84,506.38	(1,760.55)	82,745.83	(381.07)	(429.96)	(3,673.69)	(4,484.72)	88,168.48	(6,245.27)	81,923.21
200005714	110211EO	3657	7/22/2013	253.11	(5.27)	247.84	(1.06)	(1.05)	(10.55)	(12.66)	253.11	(17.93)	235.18
200005722	110213JO	3697	7/22/2013	137,931.97	(1,436.79)	136,495.18	(287.36)	(395.52)	(3,028.10)	(3,710.98)	145,348.97	(5,147.77)	140,201.20
200005723	110213JO	3697	7/22/2013	77,295.26	(724.64)	76,570.62	(161.03)	(161.04)	(1,610.32)	(1,932.39)	77,295.26	(2,657.03)	74,638.23
200005725	110213MO	3697	7/22/2013	51,348.90	(534.88)	50,814.02	(106.98)	(106.98)	(1,046.41)	(1,260.37)	50,053.06	(1,795.25)	48,257.81
200005727	110213RO	3697	7/22/2013	10,460,066.61	(108,959.03)	10,351,107.58	(22,130.50)	(22,218.05)	(225,735.46)	(270,084.01)	10,881,793.03	(379,043.04)	10,502,749.99
200005730	110211CO	3697	7/22/2013	365,928.61	(7,623.51)	358,305.10	(1,634.06)	(1,542.93)	(15,476.57)	(18,653.56)	372,986.36	(26,277.07)	346,709.29
200005731	110211EO	3697	7/22/2013	2,282.42	(47.55)	2,234.87	(9.51)	(9.51)	(95.10)	(114.12)	2,282.42	(161.67)	2,120.75
200005739	110213JO	3725	7/22/2013	1,206,620.50	(12,568.96)	1,194,051.54	(2,513.80)	(3,056.09)	(26,092.08)	(31,661.97)	1,255,063.47	(44,230.93)	1,210,832.54
200005740	110213JO	3725	7/22/2013	100,368.91	(940.96)	99,427.95	(209.10)	(209.10)	(2,091.02)	(2,509.22)	100,368.91	(3,450.18)	96,918.73
200005742	110213MO	3725	7/22/2013	51,348.90	(534.88)	50,814.02	(106.98)	(106.98)	(1,046.41)	(1,260.37)	50,053.06	(1,795.25)	48,257.81
200005744	110213RO	3725	7/22/2013	12,059,347.46	(125,618.20)	11,933,729.26	(25,333.96)	(29,691.36)	(259,699.67)	(314,724.99)	12,502,675.61	(440,343.19)	12,062,332.42
200005747	110211CO	3725	7/22/2013	151,743.38	(3,161.32)	148,582.06	(633.33)	(633.00)	(6,369.27)	(7,635.60)	154,305.28	(10,796.92)	143,508.36
200005748	110211EO	3725	7/22/2013	215.60	(4.49)	211.11	(0.90)	(0.90)	(8.98)	(10.78)	215.60	(15.27)	200.33
200005756	110213JO	3731	7/22/2013	78,942.08	(822.31)	78,119.77	(164.47)	(418.89)	(2,008.11)	(2,591.47)	96,389.08	(3,413.78)	92,975.30
200005757	110213JO	3731	7/22/2013	27,100.79	(254.07)	26,846.72	(56.46)	(56.46)	(564.60)	(677.52)	27,100.79	(931.59)	26,169.20
200005759	110213MO	3731	7/22/2013	66,733.08	(695.14)	66,037.94	(139.02)	(139.03)	(1,366.91)	(1,644.96)	65,437.24	(2,340.10)	63,097.14

Asset	Asset Class	Location	Capitalization Date	Cost 11/30/2013	Accum Depreciation 11/30/13	NBV 11/30/13	Depreciation 11/30/13 - 1/4/14	Depreciation 1/5/14 - 2/1/14	Depreciation 2/2/14 - 11/30/14	Total Depreciation	Cost 11/29/14	Accum Depreciation 11/29/14	NBV 11/29/14
200005761	110213R0	3731	7/22/2013	6,278,034.71	(65,396.19)	6,212,638.52	(13,370.53)	(15,868.62)	(136,760.16)	(165,999.31)	6,575,075.59	(231,395.50)	6,343,680.09
200005764	110211C0	3731	7/22/2013	169,833.81	(3,538.20)	166,295.61	(708.92)	(995.87)	(7,562.73)	(9,267.52)	183,887.31	(12,805.72)	171,081.59
200005765	110211E0	3731	7/22/2013	147.90	(3.08)	144.82	(0.62)	(0.61)	(6.16)	(7.39)	147.90	(10.47)	137.43
200005773	110213I0	3769	7/22/2013	104,225.17	(1,085.68)	103,139.49	(217.13)	(769.01)	(2,959.74)	(3,945.88)	142,067.32	(5,031.56)	137,035.76
200005774	110213J0	3769	7/22/2013	73,725.11	(691.17)	73,033.94	(153.60)	(153.59)	(1,535.94)	(1,843.13)	73,725.11	(2,534.30)	71,190.81
200005776	110213M0	3769	7/22/2013	51,348.90	(534.88)	50,814.02	(106.98)	(106.98)	(1,046.41)	(1,260.37)	50,053.06	(1,795.25)	48,257.81
200005778	110213R0	3769	7/22/2013	9,192,215.83	(95,752.25)	9,096,463.58	(19,486.06)	(44,141.11)	(231,231.28)	(294,858.45)	11,139,223.86	(390,610.70)	10,748,613.16
200005781	110211C0	3769	7/22/2013	103,017.71	(2,146.20)	100,871.51	(433.49)	(1,319.48)	(5,736.29)	(7,489.26)	143,109.50	(9,635.46)	133,474.04
200005782	110211E0	3769	7/22/2013	203.53	(4.24)	199.29	(0.85)	(0.85)	(8.48)	(10.18)	203.53	(14.42)	189.11
200005790	110213I0	3746	7/22/2013	232,929.15	(2,426.35)	230,502.80	(485.26)	(865.15)	(5,395.37)	(6,745.78)	258,977.95	(9,172.13)	249,805.82
200005791	110213J0	3746	7/22/2013	33,741.68	(316.33)	33,425.35	(70.29)	(70.30)	(702.95)	(843.54)	33,741.68	(1,159.87)	32,581.81
200005793	110213M0	3746	7/22/2013	51,348.90	(534.88)	50,814.02	(106.98)	(106.98)	(1,046.41)	(1,260.37)	50,053.06	(1,795.25)	48,257.81
200005795	110213R0	3746	7/22/2013	8,182,393.89	(85,233.27)	8,097,160.62	(17,462.66)	(20,462.19)	(176,630.05)	(214,554.90)	8,490,394.67	(299,788.17)	8,190,606.50
200005798	110211C0	3746	7/22/2013	359,830.67	(7,496.47)	352,334.20	(1,499.30)	(1,557.80)	(15,104.60)	(18,161.70)	363,429.34	(25,658.17)	337,771.17
200005799	110211E0	3746	7/22/2013	403.24	(8.40)	394.84	(1.68)	(1.68)	(16.80)	(20.16)	403.24	(28.56)	374.68
200005807	110213I0	3764	7/22/2013	236,430.85	(2,462.82)	233,968.03	(492.57)	(728.69)	(5,262.98)	(6,484.24)	252,622.95	(8,947.06)	243,675.89
200005808	110213J0	3764	7/22/2013	34,065.01	(319.36)	33,745.65	(70.97)	(70.97)	(709.69)	(851.63)	34,065.01	(1,170.99)	32,894.02
200005810	110213M0	3764	7/22/2013	51,348.90	(534.88)	50,814.02	(106.98)	(106.98)	(1,046.41)	(1,260.37)	50,053.06	(1,795.25)	48,257.81
200005812	110213R0	3764	7/22/2013	8,001,279.72	(83,346.66)	7,917,933.06	(17,315.23)	(25,852.80)	(182,186.49)	(225,354.52)	8,760,942.59	(308,701.18)	8,452,241.41
200005815	110211C0	3764	7/22/2013	488,782.34	(10,182.97)	478,599.37	(2,059.41)	(2,718.39)	(21,400.58)	(26,178.38)	514,533.22	(36,361.35)	478,171.87
200005816	110211E0	3764	7/22/2013	281.17	(5.86)	275.31	(1.17)	(1.17)	(11.72)	(14.06)	281.17	(19.92)	261.25
200005824	110213I0	3511	7/22/2013	152,600.97	(1,589.59)	151,011.38	(317.92)	(372.44)	(3,257.07)	(3,947.43)	156,339.38	(5,537.02)	150,802.36
200005825	110213J0	3511	7/22/2013	47,783.88	(447.97)	47,335.91	(99.55)	(99.55)	(995.50)	(1,194.60)	47,783.88	(1,642.57)	46,141.31
200005827	110213M0	3511	7/22/2013	51,348.90	(534.88)	50,814.02	(106.98)	(106.98)	(1,046.41)	(1,260.37)	50,053.06	(1,795.25)	48,257.81
200005829	110213R0	3511	7/22/2013	6,417,715.98	(66,851.21)	6,350,864.77	(13,622.30)	(19,679.60)	(145,760.17)	(179,062.07)	7,020,919.52	(245,913.28)	6,775,006.24
200005832	110211C0	3511	7/22/2013	283,155.22	(5,899.07)	277,256.15	(1,186.82)	(1,292.69)	(11,998.16)	(14,477.67)	288,897.87	(20,376.74)	268,521.13
200005833	110211E0	3511	7/22/2013	925.88	(19.29)	906.59	(3.86)	(3.85)	(38.58)	(46.29)	925.88	(65.58)	860.30
200005841	110213I0	3522	7/22/2013	372,781.83	(3,883.14)	368,898.69	(776.63)	(814.78)	(7,820.78)	(9,412.19)	375,397.63	(13,295.33)	362,102.30
200005842	110213J0	3522	7/22/2013	49,027.12	(459.63)	48,567.49	(102.14)	(102.14)	(1,021.40)	(1,225.68)	49,027.12	(1,685.31)	47,341.81
200005844	110213M0	3522	7/22/2013	51,348.90	(534.88)	50,814.02	(106.98)	(106.98)	(1,046.41)	(1,260.37)	50,053.06	(1,795.25)	48,257.81
200005846	110213R0	3522	7/22/2013	7,183,938.48	(74,832.69)	7,109,105.79	(15,149.26)	(16,865.12)	(155,450.54)	(187,464.92)	7,471,640.74	(262,297.61)	7,209,343.13
200005849	110211C0	3522	7/22/2013	367,328.98	(7,652.69)	359,676.29	(1,536.65)	(1,888.75)	(15,951.51)	(19,376.91)	386,952.23	(27,029.60)	359,922.63
200005850	110211E0	3522	7/22/2013	2,788.76	(58.10)	2,730.66	(11.62)	(11.62)	(116.20)	(139.44)	2,788.76	(197.54)	2,591.22
200005858	110213I0	3576	7/22/2013	43,990.99	(458.24)	43,532.75	(91.65)	(195.11)	(1,479.61)	(1,766.37)	71,743.00	(2,224.61)	69,518.39
200005859	110213J0	3576	7/22/2013	34,135.53	(320.02)	33,815.51	(71.12)	(71.11)	(711.16)	(853.39)	34,135.53	(1,173.41)	32,962.12
200005861	110213M0	3576	7/22/2013	51,348.90	(534.88)	50,814.02	(106.98)	(106.98)	(1,046.41)	(1,260.37)	50,053.06	(1,795.25)	48,257.81
200005863	110213R0	3576	7/22/2013	6,902,440.09	(71,900.42)	6,830,539.67	(14,849.38)	(24,165.93)	(170,439.16)	(209,454.47)	8,239,451.50	(281,354.89)	7,958,096.61
200005866	110211C0	3576	7/22/2013	496,335.62	(10,340.33)	486,000.29	(2,068.06)	(2,286.82)	(21,293.28)	(25,648.16)	520,868.26	(35,988.49)	484,879.77
200005867	110211E0	3576	7/22/2013	135.28	(2.82)	132.46	(0.56)	(0.57)	(5.64)	(6.77)	135.28	(9.59)	125.69
200005875	110213I0	3592	7/22/2013	172,016.63	(1,791.84)	170,224.79	(361.73)	(390.86)	(3,634.91)	(4,387.50)	174,475.45	(6,179.34)	168,296.11
200005876	110213J0	3592	7/22/2013	39,037.05	(365.97)	38,671.08	(81.33)	(81.33)	(813.27)	(975.93)	39,037.05	(1,341.90)	37,695.15
200005878	110213M0	3592	7/22/2013	51,348.90	(534.88)	50,814.02	(106.98)	(106.98)	(1,046.41)	(1,260.37)	50,053.06	(1,795.25)	48,257.81
200005880	110213R0	3592	7/22/2013	6,366,845.51	(66,321.31)	6,300,524.20	(13,333.38)	(21,062.53)	(146,370.96)	(180,766.87)	7,041,679.56	(247,088.18)	6,794,591.38
200005883	110211C0	3592	7/22/2013	60,265.42	(1,255.53)	59,009.89	(251.11)	(251.10)	(2,537.67)	(3,039.88)	61,775.14	(4,295.41)	57,479.73
200005884	110211E0	3592	7/22/2013	77.35	(1.61)	75.74	(0.32)	(0.33)	(3.22)	(3.87)	77.35	(5.48)	71.87
200005889	110213F0	7004	6/12/2014	-	-	-	-	-	(140,697.52)	(140,697.52)	12,279,056.56	(140,697.52)	12,138,359.04
200005892	110213I0	7004	6/12/2014	-	-	-	-	-	(11,831.74)	(11,831.74)	946,539.51	(11,831.74)	934,707.77
200005893	110213J0	7004	6/12/2014	-	-	-	-	-	(4,670.90)	(4,670.90)	407,642.06	(4,670.90)	402,971.16
200005895	110213M0	7004	6/12/2014	-	-	-	-	-	(1,084.32)	(1,084.32)	43,372.71	(1,084.32)	42,288.39

Asset	Asset Class	Location	Capitalization Date	Cost 11/30/2013	Accum Depreciation 11/30/13	NBV 11/30/13	Depreciation 11/30/13 - 1/4/14	Depreciation 1/5/14 - 2/1/14	Depreciation 2/2/14 - 11/30/14	Total Depreciation	Cost 11/29/14	Accum Depreciation 11/29/14	NBV 11/29/14
200005897	110213R0	7004	7/5/2014	-	-	-	-	-	-	-	-	-	-
200005899	110211A4	7004	6/12/2014	-	-	-	-	-	(84,820.39)	(84,820.39)	5,089,223.40	(84,820.39)	5,004,403.01
200005900	110211C0	7004	7/5/2014	-	-	-	-	-	-	-	-	-	-
200005901	110211E0	7004	6/12/2014	-	-	-	-	-	(3,338.26)	(3,338.26)	133,530.45	(3,338.26)	130,192.19
200005909	110213I0	3693	8/23/2013	213,607.89	(1,780.07)	211,827.82	(636.53)	(603.71)	(5,033.85)	(6,274.09)	241,624.87	(8,054.16)	233,570.71
200005910	110213J0	3693	8/23/2013	49,737.87	(362.67)	49,375.20	(103.62)	(103.62)	(1,036.21)	(1,243.45)	49,737.87	(1,606.12)	48,131.75
200005912	110213M0	3693	8/23/2013	51,348.90	(427.91)	50,920.99	(106.97)	(106.98)	(1,046.46)	(1,260.41)	50,053.06	(1,688.32)	48,364.74
200005914	110213R0	3693	8/23/2013	5,557,707.03	(46,314.23)	5,511,392.80	(17,479.96)	(18,029.34)	(139,001.46)	(174,510.76)	6,691,971.50	(220,824.99)	6,471,146.51
200005917	110211C0	3693	8/23/2013	274,937.67	(4,582.29)	270,355.38	(1,528.59)	(1,482.81)	(12,675.13)	(15,686.33)	304,840.20	(20,268.62)	284,571.58
200005918	110211E0	3693	8/23/2013	1,668.58	(27.81)	1,640.77	(6.95)	(6.95)	(69.52)	(83.42)	1,668.58	(111.23)	1,557.35
200005926	110213I0	3647	8/23/2013	708,848.84	(5,907.07)	702,941.77	(2,167.12)	(1,811.72)	(16,732.34)	(20,711.18)	803,623.25	(26,618.25)	777,005.00
200005927	110213J0	3647	8/23/2013	120,326.80	(877.38)	119,449.42	(250.68)	(250.68)	(2,506.81)	(3,008.17)	120,326.80	(3,885.55)	116,441.25
200005929	110213M0	3647	8/23/2013	51,348.90	(427.91)	50,920.99	(106.97)	(106.98)	(1,046.46)	(1,260.41)	50,053.06	(1,688.32)	48,364.74
200005931	110213R0	3647	8/23/2013	10,566,771.83	(88,056.43)	10,478,715.40	(37,332.33)	(31,433.40)	(269,420.65)	(338,186.38)	12,971,524.48	(426,242.81)	12,545,281.67
200005934	110211C0	3647	8/23/2013	198,610.78	(3,310.18)	195,300.60	(8,015.49)	(4,092.34)	(25,445.06)	(37,552.89)	602,377.61	(40,863.07)	561,514.54
200005935	110211E0	3647	8/23/2013	2,249.79	(37.50)	2,212.29	(9.37)	(9.37)	(93.74)	(112.48)	2,249.79	(149.98)	2,099.81
200005943	110213I0	3709	8/23/2013	161,914.64	(1,349.29)	160,565.35	(795.27)	(428.91)	(5,494.32)	(6,718.50)	265,947.27	(8,067.79)	257,879.48
200005944	110213J0	3709	8/23/2013	54,819.93	(399.73)	54,420.20	(114.21)	(114.21)	(1,142.08)	(1,370.50)	54,819.93	(1,770.23)	53,049.70
200005946	110213M0	3709	8/23/2013	51,348.90	(427.91)	50,920.99	(106.97)	(106.98)	(1,046.46)	(1,260.41)	50,053.06	(1,688.32)	48,364.74
200005948	110213R0	3709	8/23/2013	6,404,964.25	(53,374.70)	6,351,589.55	(20,878.29)	(15,197.65)	(181,244.85)	(217,320.79)	8,788,575.85	(270,695.49)	8,517,880.36
200005951	110211C0	3709	8/23/2013	310,352.24	(5,172.54)	305,179.70	(2,916.76)	(1,481.42)	(17,433.03)	(21,831.21)	467,292.88	(27,003.75)	440,289.13
200005952	110211E0	3709	8/23/2013	2,428.65	(40.48)	2,388.17	(10.12)	(10.12)	(101.19)	(121.43)	2,428.65	(161.91)	2,266.74
200005960	110213I0	3718	8/23/2013	150,240.78	(1,252.01)	148,988.77	(695.88)	(829.32)	(4,738.72)	(6,263.92)	227,661.65	(7,515.93)	220,145.72
200005961	110213J0	3718	8/23/2013	70,327.99	(512.81)	69,815.18	(146.51)	(146.52)	(1,465.17)	(1,758.20)	70,327.99	(2,271.01)	68,056.98
200005963	110213M0	3718	8/23/2013	51,348.90	(427.91)	50,920.99	(106.97)	(106.98)	(1,046.46)	(1,260.41)	50,053.06	(1,688.32)	48,364.74
200005965	110213R0	3718	8/23/2013	6,928,096.41	(57,734.14)	6,870,362.27	(31,798.81)	(26,084.53)	(200,700.87)	(258,584.21)	9,661,257.02	(316,318.35)	9,344,938.67
200005968	110211C0	3718	8/23/2013	39,206.86	(653.45)	38,553.41	(449.30)	(357.24)	(2,459.63)	(3,266.17)	59,899.73	(3,919.62)	55,980.11
200005969	110211E0	3718	8/23/2013	258.92	(4.32)	254.60	(1.07)	(1.08)	(10.79)	(12.94)	258.92	(17.26)	241.66
200005977	110213I0	3755	8/23/2013	127,997.39	(1,066.64)	126,930.75	(509.70)	(302.49)	(3,131.38)	(3,943.57)	150,306.39	(5,010.21)	145,296.18
200005978	110213J0	3755	8/23/2013	76,142.88	(555.21)	75,587.67	(158.63)	(158.63)	(1,586.31)	(1,903.57)	76,142.88	(2,458.78)	73,684.10
200005980	110213M0	3755	8/23/2013	51,348.90	(427.91)	50,920.99	(106.97)	(106.98)	(1,046.46)	(1,260.41)	50,053.06	(1,688.32)	48,364.74
200005982	110213R0	3755	8/23/2013	8,342,007.08	(69,516.73)	8,272,490.35	(32,219.91)	(26,403.53)	(215,232.26)	(273,855.70)	10,363,668.23	(343,372.43)	10,020,295.80
200005985	110211C0	3755	8/23/2013	124,436.44	(2,073.94)	122,362.50	(560.64)	(1,201.21)	(6,442.33)	(8,204.18)	156,244.64	(10,278.12)	145,966.52
200005986	110211E0	3755	8/23/2013	586.10	(9.77)	576.33	(2.44)	(2.44)	(24.42)	(29.30)	586.10	(39.07)	547.03
200005994	110213I0	3705	8/23/2013	724,234.95	(6,035.29)	718,199.66	(3,338.24)	(1,874.70)	(18,791.55)	(24,004.49)	902,076.74	(30,039.78)	872,036.96
200005995	110213J0	3705	8/23/2013	66,483.39	(484.77)	65,998.62	(138.51)	(138.51)	(1,385.07)	(1,662.09)	66,483.39	(2,146.86)	64,336.53
200005997	110213M0	3705	8/23/2013	51,348.90	(427.91)	50,920.99	(106.97)	(106.98)	(1,046.46)	(1,260.41)	50,053.06	(1,688.32)	48,364.74
200005999	110213R0	3705	8/23/2013	6,167,878.67	(51,397.32)	6,116,281.35	(29,334.82)	(17,453.51)	(167,113.89)	(213,902.22)	8,042,343.38	(265,299.54)	7,777,043.84
200006002	110211C0	3705	8/23/2013	255,940.74	(4,265.68)	251,675.06	(1,657.01)	(1,184.53)	(11,345.89)	(14,187.43)	255,818.74	(18,453.11)	237,365.63
200006003	110211E0	3705	8/23/2013	1,212.82	(20.21)	1,192.61	(5.06)	(5.05)	(50.53)	(60.64)	1,212.82	(80.85)	1,131.97
200006011	110213I0	3743	8/23/2013	406,066.20	(3,383.89)	402,682.31	(2,604.55)	(1,197.69)	(11,993.98)	(15,796.22)	576,349.50	(19,180.11)	557,169.39
200006012	110213J0	3743	8/23/2013	48,040.25	(350.29)	47,689.96	(100.09)	(100.08)	(1,000.84)	(1,201.01)	48,040.25	(1,551.30)	46,488.95
200006014	110213M0	3743	8/23/2013	51,348.90	(427.91)	50,920.99	(106.97)	(106.98)	(1,046.46)	(1,260.41)	50,053.06	(1,688.32)	48,364.74
200006016	110213R0	3743	8/23/2013	6,114,216.25	(50,951.80)	6,063,264.45	(20,324.68)	(17,278.62)	(149,645.17)	(187,248.47)	7,221,913.98	(238,200.27)	6,983,713.71
200006019	110211C0	3743	8/23/2013	100,894.69	(1,681.58)	99,213.11	(421.28)	(421.63)	(4,237.25)	(5,080.16)	102,676.47	(6,761.74)	95,914.73
200006020	110211E0	3743	8/23/2013	140.37	(2.34)	138.03	(0.58)	(0.59)	(5.85)	(7.02)	140.37	(9.36)	131.01
200006028	110213I0	3765	8/23/2013	117,827.00	(981.89)	116,845.11	(343.68)	(444.51)	(2,950.13)	(3,738.32)	141,606.11	(4,720.21)	136,885.90
200006029	110213J0	3765	8/23/2013	43,313.22	(315.83)	42,997.39	(90.23)	(90.24)	(902.36)	(1,082.83)	43,313.22	(1,398.66)	41,914.56
200006031	110213M0	3765	8/23/2013	51,348.90	(427.91)	50,920.99	(106.97)	(106.98)	(1,046.46)	(1,260.41)	50,053.06	(1,688.32)	48,364.74

Asset	Asset Class	Location	Capitalization Date	Cost 11/30/2013	Accum Depreciation 11/30/13	NBV 11/30/13	Depreciation 11/30/13 - 1/4/14	Depreciation 1/5/14 - 2/1/14	Depreciation 2/2/14 - 11/30/14	Total Depreciation	Cost 11/29/14	Accum Depreciation 11/29/14	NBV 11/29/14
200006033	110213R0	3765	8/23/2013	5,313,039.36	(44,275.33)	5,268,764.03	(18,351.98)	(17,226.34)	(135,001.82)	(170,580.14)	6,501,410.80	(214,855.47)	6,286,555.33
200006036	110211C0	3765	8/23/2013	278,152.41	(4,635.87)	273,516.54	(1,737.49)	(1,464.41)	(13,101.00)	(16,302.90)	315,679.48	(20,938.77)	294,740.71
200006037	110211E0	3765	8/23/2013	1,413.76	(23.56)	1,390.20	(5.89)	(5.89)	(58.91)	(70.69)	1,413.76	(94.25)	1,319.51
200006045	110213I0	3547	8/23/2013	409,660.03	(3,413.83)	406,246.20	(990.96)	(1,004.46)	(9,373.11)	(11,368.53)	450,568.03	(14,782.36)	435,785.67
200006046	110213J0	3547	8/23/2013	124,107.35	(904.95)	123,202.40	(258.56)	(258.55)	(2,585.57)	(3,102.68)	124,107.35	(4,007.63)	120,099.72
200006048	110213M0	3547	8/23/2013	53,418.40	(445.15)	52,973.25	(111.29)	(111.29)	(1,089.57)	(1,312.15)	52,122.56	(1,757.30)	50,365.26
200006050	110213R0	3547	8/23/2013	9,249,976.03	(77,083.13)	9,172,892.90	(23,795.79)	(22,988.82)	(226,072.92)	(272,857.53)	10,899,258.03	(349,940.66)	10,549,317.37
200006053	110211C0	3547	8/23/2013	316,700.08	(5,278.33)	311,421.75	(1,330.21)	(1,795.73)	(14,387.35)	(17,513.29)	357,843.84	(22,791.62)	335,052.22
200006054	110211E0	3547	8/23/2013	2,939.06	(48.98)	2,890.08	(12.25)	(12.25)	(122.46)	(146.96)	2,939.06	(195.94)	2,743.12
200006076	110213F0	7006	6/12/2014	-	-	-	-	-	(123,674.26)	(123,674.26)	10,793,389.63	(123,674.26)	10,669,715.37
200006079	110213I0	7006	6/12/2014	-	-	-	-	-	(11,832.44)	(11,832.44)	946,594.88	(11,832.44)	934,762.44
200006080	110213J0	7006	6/12/2014	-	-	-	-	-	(6,038.97)	(6,038.97)	527,037.55	(6,038.97)	520,998.58
200006082	110213M0	7006	6/12/2014	-	-	-	-	-	(5,006.85)	(5,006.85)	200,274.16	(5,006.85)	195,267.31
200006084	110213R0	7006	6/12/2014	-	-	-	-	-	-	-	-	-	-
200006086	110211A4	7006	6/12/2014	-	-	-	-	-	(80,758.35)	(80,758.35)	4,845,500.98	(80,758.35)	4,764,742.63
200006087	110211C0	7006	6/12/2014	-	-	-	-	-	-	-	-	-	-
200006088	110211E0	7006	6/12/2014	-	-	-	-	-	(1,661.78)	(1,661.78)	66,471.04	(1,661.78)	64,809.26
200006120	110213F2	3530	9/2/2013	-	-	-	-	-	-	-	-	-	-
200006121	110213J0	3530	9/2/2013	62,964.56	(327.94)	62,636.62	(131.18)	(131.17)	(1,311.76)	(1,574.11)	62,964.56	(1,902.05)	61,062.51
200006125	110213I0	3530	9/2/2013	277,013.78	(1,731.34)	275,282.44	(577.11)	(733.87)	(6,084.63)	(7,395.61)	292,062.34	(9,126.95)	282,935.39
200006126	110213M0	3530	9/2/2013	51,141.37	(319.63)	50,821.74	(106.55)	(106.54)	(1,042.19)	(1,255.28)	49,845.53	(1,574.91)	48,270.62
200006128	110213R0	3530	9/2/2013	9,988,749.47	(62,429.68)	9,926,319.79	(21,313.86)	(21,431.20)	(211,646.31)	(254,391.37)	10,195,827.55	(316,821.05)	9,879,006.50
200006131	110211C0	3530	9/2/2013	188,222.15	(2,352.78)	185,869.37	(826.92)	(1,304.70)	(8,968.80)	(11,100.42)	215,251.28	(13,453.20)	201,798.08
200006132	110211E0	3530	9/2/2013	56.25	(0.70)	55.55	(0.24)	(0.23)	(2.34)	(2.81)	56.25	(3.51)	52.74
200006140	110213I0	3613	9/2/2013	160,200.00	(1,001.25)	159,198.75	(883.33)	(471.15)	(4,886.04)	(6,240.52)	234,870.00	(7,241.77)	227,628.23
200006141	110213J0	3613	9/2/2013	55,821.59	(290.74)	55,530.85	(203.42)	(141.19)	(1,411.90)	(1,756.51)	67,771.18	(2,047.25)	65,723.93
200006143	110213M0	3613	9/2/2013	51,141.37	(319.63)	50,821.74	(106.55)	(106.54)	(1,042.19)	(1,255.28)	49,845.53	(1,574.91)	48,270.62
200006145	110213R0	3613	9/2/2013	5,339,548.80	(33,372.18)	5,306,176.62	(26,034.66)	(15,406.57)	(163,721.09)	(205,162.32)	7,898,789.76	(238,534.50)	7,660,255.26
200006148	110211C0	3613	9/2/2013	252,277.88	(3,153.47)	249,124.41	(3,560.88)	(1,678.59)	(16,291.04)	(21,530.51)	374,531.19	(24,683.98)	349,847.21
200006149	110211E0	3613	9/2/2013	133.16	(1.66)	131.50	(0.73)	(0.59)	(5.97)	(7.29)	143.16	(8.95)	134.21
200006157	110213I0	3704	9/2/2013	2,586.19	(16.16)	2,570.03	(451.95)	(117.03)	(161.16)	(730.14)	5,770.83	(746.30)	5,024.53
200006158	110213J0	3704	9/2/2013	65,981.12	(343.65)	65,637.47	(209.73)	(158.11)	(1,581.09)	(1,948.93)	75,892.31	(2,292.58)	73,599.73
200006160	110213M0	3704	9/2/2013	51,141.37	(319.63)	50,821.74	(106.55)	(106.54)	(1,042.19)	(1,255.28)	49,845.53	(1,574.91)	48,270.62
200006162	110213R0	3704	9/2/2013	5,782,286.74	(36,139.29)	5,746,147.45	(38,913.84)	(31,433.86)	(227,065.55)	(297,413.25)	10,986,307.55	(333,552.54)	10,652,755.01
200006165	110211C0	3704	9/2/2013	131,101.69	(1,638.77)	129,462.92	(955.84)	(338.45)	(5,846.84)	(7,141.13)	139,682.67	(8,779.90)	130,902.77
200006166	110211E0	3704	9/2/2013	1,777.58	(22.22)	1,755.36	(10.72)	(8.24)	(82.36)	(101.32)	1,976.58	(123.54)	1,853.04
200006174	110213I0	3516	9/2/2013	448,258.06	(2,801.61)	445,456.45	(1,657.58)	(1,140.01)	(11,349.81)	(14,147.40)	545,670.46	(16,949.01)	528,721.45
200006175	110213J0	3516	9/2/2013	70,001.20	(364.59)	69,636.61	(250.85)	(175.84)	(1,758.40)	(2,185.09)	84,403.01	(2,549.68)	81,853.33
200006177	110213M0	3516	9/2/2013	51,141.37	(319.63)	50,821.74	(106.55)	(106.54)	(1,042.19)	(1,255.28)	49,845.53	(1,574.91)	48,270.62
200006179	110213R0	3516	9/2/2013	6,703,449.77	(41,896.56)	6,661,553.21	(37,226.23)	(26,070.39)	(218,666.27)	(281,962.89)	10,569,708.05	(323,859.45)	10,245,848.60
200006182	110211C0	3516	9/2/2013	183,561.15	(2,294.51)	181,266.64	(867.03)	(1,747.07)	(9,880.56)	(12,494.66)	239,239.79	(14,789.17)	224,450.62
200006183	110211E0	3516	9/2/2013	382.14	(4.78)	377.36	(2.12)	(1.73)	(17.26)	(21.11)	414.14	(25.89)	388.25
200006208	110213I0	3550	9/2/2013	45,843.48	(286.52)	45,556.96	(193.84)	(120.09)	(2,216.96)	(2,530.89)	108,392.48	(2,817.41)	105,575.07
200006209	110213J0	3550	9/2/2013	42,258.35	(220.10)	42,038.25	(167.87)	(110.85)	(1,108.49)	(1,387.21)	53,207.49	(1,607.31)	51,600.18
200006211	110213M0	3550	9/2/2013	51,141.37	(319.63)	50,821.74	(106.55)	(106.54)	(1,042.19)	(1,255.28)	49,845.53	(1,574.91)	48,270.62
200006213	110213R0	3550	9/2/2013	5,326,191.47	(33,288.70)	5,292,902.77	(20,966.01)	(13,693.14)	(160,730.85)	(195,390.00)	7,773,329.90	(228,678.70)	7,544,651.20
200006216	110211C0	3550	9/2/2013	81,159.32	(1,014.49)	80,144.83	(707.50)	(430.50)	(4,481.04)	(5,619.04)	113,399.22	(6,633.53)	106,765.69
200006217	110211E0	3550	9/2/2013	257.05	(3.21)	253.84	(2.19)	(1.35)	(13.50)	(17.04)	324.05	(20.25)	303.80
200006225	110213I0	3552	9/2/2013	293,385.07	(1,833.66)	291,551.41	(1,089.63)	(730.82)	(8,107.90)	(9,928.35)	390,736.58	(11,762.01)	378,974.57

Asset	Asset Class	Location	Capitalization Date	Cost 11/30/2013	Accum Depreciation 11/30/13	NBV 11/30/13	Depreciation 11/30/13 - 1/4/14	Depreciation 1/5/14 - 2/1/14	Depreciation 2/2/14 - 11/30/14	Total Depreciation	Cost 11/29/14	Accum Depreciation 11/29/14	NBV 11/29/14
200006226	110213JO	3552	9/2/2013	79,536.04	(414.25)	79,121.79	(280.19)	(198.41)	(1,984.11)	(2,462.71)	95,237.48	(2,876.96)	92,360.52
200006228	110213MO	3552	9/2/2013	56,271.37	(351.70)	55,919.67	(737.26)	(272.24)	(3,115.14)	(4,124.64)	150,157.49	(4,476.34)	145,681.15
200006230	110213RO	3552	9/2/2013	7,956,911.74	(49,730.70)	7,907,181.04	(33,681.65)	(25,246.81)	(235,556.17)	(294,484.63)	11,366,570.89	(344,215.33)	11,022,355.56
200006233	110211CO	3552	9/2/2013	927,305.25	(11,591.32)	915,713.93	(5,503.95)	(6,332.81)	(48,330.55)	(60,167.31)	1,208,956.72	(71,758.63)	1,137,198.09
200006234	110211EO	3552	9/2/2013	6,597.47	(82.47)	6,515.00	(56.15)	(34.66)	(346.56)	(437.37)	8,317.47	(519.84)	7,797.63
200006242	110213JO	3566	9/2/2013	77,077.71	(481.74)	76,595.97	(315.74)	(199.37)	(2,882.22)	(3,397.33)	140,076.69	(3,879.07)	136,197.62
200006243	110213JO	3566	9/2/2013	44,079.52	(229.58)	43,849.94	(164.49)	(112.60)	(1,125.93)	(1,403.02)	54,044.51	(1,632.60)	52,411.91
200006245	110213MO	3566	9/2/2013	51,141.37	(319.63)	50,821.74	(106.55)	(106.54)	(1,042.19)	(1,255.28)	49,845.53	(1,574.91)	48,270.62
200006247	110213RO	3566	9/2/2013	4,965,873.55	(31,036.71)	4,934,836.84	(18,162.77)	(12,702.62)	(132,385.31)	(163,250.70)	6,385,400.97	(194,287.41)	6,191,113.56
200006250	110211CO	3566	9/2/2013	82,534.74	(1,031.68)	81,503.06	(1,233.98)	(566.41)	(5,679.42)	(7,479.81)	136,813.88	(8,511.49)	128,302.39
200006251	110211EO	3566	9/2/2013	282.70	(3.53)	279.17	(2.97)	(1.62)	(16.24)	(20.83)	389.70	(24.36)	365.34
200006259	110213JO	3575	9/2/2013	739,366.43	(4,621.04)	734,745.39	(1,710.00)	(1,582.75)	(16,140.70)	(19,433.45)	775,363.30	(24,054.49)	751,308.81
200006260	110213JO	3575	9/2/2013	81,865.11	(426.38)	81,438.73	(286.39)	(203.65)	(2,036.49)	(2,526.53)	97,751.75	(2,952.91)	94,798.84
200006262	110213MO	3575	9/2/2013	51,141.37	(319.63)	50,821.74	(106.55)	(106.54)	(1,042.19)	(1,255.28)	49,845.53	(1,574.91)	48,270.62
200006264	110213RO	3575	9/2/2013	7,658,048.91	(47,862.81)	7,610,186.10	(34,447.54)	(20,875.70)	(208,600.45)	(263,923.69)	10,024,257.40	(311,786.50)	9,712,470.90
200006267	110211CO	3575	9/2/2013	250,245.70	(3,128.07)	247,117.63	(1,393.98)	(1,130.51)	(11,305.12)	(13,829.61)	271,322.85	(16,957.68)	254,365.17
200006268	110211EO	3575	9/2/2013	959.08	(11.99)	947.09	(4.31)	(4.08)	(40.75)	(49.14)	978.08	(61.13)	916.95
200006276	110213JO	3586	9/2/2013	461,092.38	(2,881.83)	458,210.55	(1,517.59)	(1,110.80)	(11,193.09)	(13,821.48)	537,604.56	(16,703.31)	520,901.25
200006277	110213JO	3586	9/2/2013	97,711.73	(508.92)	97,202.81	(372.89)	(251.95)	(2,519.46)	(3,144.30)	120,934.14	(3,653.22)	117,280.92
200006279	110213MO	3586	9/2/2013	51,903.74	(324.40)	51,579.34	(108.13)	(108.13)	(1,058.07)	(1,274.33)	50,607.90	(1,598.73)	49,009.17
200006281	110213RO	3586	9/2/2013	10,568,358.71	(66,052.24)	10,502,306.47	(39,061.20)	(28,660.71)	(280,443.08)	(348,164.99)	13,514,980.91	(414,217.23)	13,100,763.68
200006284	110211CO	3586	9/2/2013	962,619.12	(12,032.74)	950,586.38	(17,936.54)	(8,971.53)	(78,164.01)	(105,072.08)	1,885,325.82	(117,104.82)	1,768,221.00
200006285	110211EO	3586	9/2/2013	9,480.15	(118.50)	9,361.65	(71.64)	(47.53)	(475.34)	(594.51)	11,408.15	(713.01)	10,695.14
200006293	110213JO	3595	9/2/2013	220,147.68	(1,375.92)	218,771.76	(2,305.73)	(920.41)	(17,796.21)	(21,022.35)	871,079.61	(22,398.27)	848,681.34
200006294	110213JO	3595	9/2/2013	81,189.80	(422.86)	80,766.94	(285.59)	(202.41)	(2,024.14)	(2,512.14)	97,158.63	(2,935.00)	94,223.63
200006296	110213MO	3595	9/2/2013	51,141.37	(319.63)	50,821.74	(106.55)	(106.54)	(1,042.19)	(1,255.28)	49,845.53	(1,574.91)	48,270.62
200006298	110213RO	3595	9/2/2013	8,120,275.52	(50,751.72)	8,069,523.80	(54,432.25)	(27,165.33)	(288,136.69)	(369,734.27)	13,894,355.75	(420,485.99)	13,473,869.76
200006301	110211CO	3595	9/2/2013	791,065.90	(9,888.32)	781,177.58	(29,668.79)	(9,891.05)	(100,148.62)	(139,708.46)	2,445,205.77	(149,596.78)	2,295,608.99
200006302	110211EO	3595	9/2/2013	5,926.60	(74.08)	5,852.52	(60.80)	(33.72)	(337.19)	(431.71)	8,092.60	(505.79)	7,586.81
200006310	110213JO	3610	9/2/2013	425,451.87	(2,659.07)	422,792.80	(4,979.38)	(2,061.33)	(13,433.79)	(20,474.50)	633,204.08	(23,133.57)	610,070.51
200006311	110213JO	3610	9/2/2013	94,311.38	(491.21)	93,820.17	(325.99)	(233.49)	(2,334.86)	(2,894.34)	112,073.24	(3,385.55)	108,687.69
200006313	110213MO	3610	9/2/2013	51,141.37	(319.63)	50,821.74	(106.55)	(106.54)	(1,042.19)	(1,255.28)	49,845.53	(1,574.91)	48,270.62
200006315	110213RO	3610	9/2/2013	9,514,419.22	(59,465.12)	9,454,954.10	(51,261.34)	(26,665.57)	(287,462.37)	(365,389.28)	13,850,770.01	(424,854.40)	13,425,915.61
200006318	110211CO	3610	9/2/2013	989,744.26	(12,371.80)	977,372.46	(12,712.91)	(7,208.67)	(67,188.66)	(87,110.24)	1,699,040.53	(99,482.04)	1,599,558.49
200006319	110211EO	3610	9/2/2013	16,799.66	(210.00)	16,589.66	(125.99)	(84.00)	(839.99)	(1,049.98)	20,159.66	(1,259.98)	18,899.68
200006327	110213JO	3617	9/2/2013	18,816.04	(117.60)	18,698.44	(350.25)	(1,866.08)	(5,061.30)	(7,277.63)	243,708.85	(7,395.23)	236,313.62
200006328	110213JO	3617	9/2/2013	94,977.74	(494.68)	94,483.06	(337.69)	(237.82)	(2,378.20)	(2,953.71)	114,153.68	(3,448.39)	110,705.29
200006330	110213MO	3617	9/2/2013	51,141.37	(319.63)	50,821.74	(106.55)	(106.54)	(1,042.19)	(1,255.28)	49,845.53	(1,574.91)	48,270.62
200006332	110213RO	3617	9/2/2013	9,255,176.94	(57,844.86)	9,197,332.08	(35,037.36)	(50,282.95)	(305,496.67)	(390,816.98)	14,730,893.21	(448,661.84)	14,282,231.37
200006335	110211CO	3617	9/2/2013	124,812.56	(1,560.16)	123,252.40	(543.52)	(525.92)	(5,288.78)	(6,358.22)	127,914.56	(7,918.38)	119,996.18
200006336	110211EO	3617	9/2/2013	673.69	(8.42)	665.27	(3.46)	(2.97)	(29.70)	(36.13)	712.69	(44.55)	668.14
200006344	110213JO	3628	9/2/2013	355,114.16	(2,219.46)	352,894.70	(1,452.50)	(870.16)	(9,084.25)	(11,406.91)	436,043.95	(13,626.37)	422,417.58
200006345	110213JO	3628	9/2/2013	83,012.04	(432.35)	82,579.69	(284.91)	(204.93)	(2,049.31)	(2,539.15)	98,366.92	(2,971.50)	95,395.42
200006347	110213MO	3628	9/2/2013	109,288.11	(683.05)	108,605.06	(227.68)	(227.69)	(2,253.58)	(2,708.95)	107,992.27	(3,392.00)	104,600.27
200006349	110213RO	3628	9/2/2013	7,738,074.00	(48,362.96)	7,689,711.04	(39,028.31)	(23,949.56)	(225,195.95)	(288,173.82)	10,841,124.36	(336,536.78)	10,504,587.58
200006352	110211CO	3628	9/2/2013	1,069,535.60	(13,369.20)	1,056,166.40	(16,647.06)	(8,219.53)	(76,509.31)	(101,375.90)	1,837,478.35	(114,745.10)	1,722,733.25
200006353	110211EO	3628	9/2/2013	14,884.83	(186.06)	14,698.77	(96.97)	(70.76)	(707.58)	(875.31)	16,981.83	(1,061.37)	15,920.46
200006361	110213JO	3637	9/2/2013	920,187.29	(5,751.17)	914,436.12	(2,543.86)	(2,073.75)	(20,780.38)	(25,397.99)	997,541.29	(31,149.16)	966,392.13
200006362	110213JO	3637	9/2/2013	51,601.88	(268.76)	51,333.12	(209.92)	(134.20)	(1,341.95)	(1,677.07)	64,413.74	(1,945.83)	62,467.91

Asset	Asset Class	Location	Capitalization Date	Cost 11/30/2013	Accum Depreciation 11/30/13	NBV 11/30/13	Depreciation 11/30/13 - 1/4/14	Depreciation 1/5/14 - 2/1/14	Depreciation 2/2/14 - 11/30/14	Total Depreciation	Cost 11/29/14	Accum Depreciation 11/29/14	NBV 11/29/14
200006364	110213MO	3637	9/2/2013	51,141.37	(319.63)	50,821.74	(106.55)	(106.54)	(1,042.19)	(1,255.28)	49,845.53	(1,574.91)	48,270.62
200006366	110213RO	3637	9/2/2013	5,666,852.38	(35,417.83)	5,631,434.55	(18,248.52)	(13,621.67)	(146,114.85)	(177,985.04)	7,048,340.55	(213,402.87)	6,834,937.68
200006369	110211CO	3637	9/2/2013	57,851.99	(723.15)	57,128.84	(266.85)	(247.49)	(2,490.25)	(3,004.59)	60,273.73	(3,727.74)	56,545.99
200006370	110211EO	3637	9/2/2013	78.01	(0.98)	77.03	(0.44)	(0.35)	(3.54)	(4.33)	85.01	(5.31)	79.70
200006378	110213JO	3650	9/2/2013	17,609.42	(110.06)	17,499.36	(288.88)	(99.73)	(997.34)	(1,385.95)	47,872.42	(1,496.01)	46,376.41
200006379	110213JO	3650	9/2/2013	65,579.93	(341.56)	65,238.37	(259.60)	(171.76)	(1,717.59)	(2,148.95)	82,444.38	(2,490.51)	79,953.87
200006381	110213MO	3650	9/2/2013	51,141.37	(319.63)	50,821.74	(106.55)	(106.54)	(1,042.19)	(1,255.28)	49,845.53	(1,574.91)	48,270.62
200006383	110213RO	3650	9/2/2013	8,348,599.52	(52,178.75)	8,296,420.77	(34,081.83)	(24,020.73)	(223,678.51)	(281,781.07)	10,744,937.59	(333,959.82)	10,410,977.77
200006386	110211CO	3650	9/2/2013	73,856.89	(923.21)	72,933.68	(649.17)	(1,194.23)	(5,744.80)	(7,588.20)	144,910.28	(8,511.41)	136,398.87
200006387	110211EO	3650	9/2/2013	45.64	(0.57)	45.07	(0.26)	(0.20)	(2.07)	(2.53)	49.64	(3.10)	46.54
200006395	110213JO	3655	9/2/2013	221,016.62	(1,381.35)	219,635.27	(705.52)	(547.24)	(5,979.41)	(7,232.17)	288,396.78	(8,613.52)	279,783.26
200006396	110213JO	3655	9/2/2013	67,094.49	(349.45)	66,745.04	(238.21)	(167.90)	(1,679.02)	(2,085.13)	80,593.02	(2,434.58)	78,158.44
200006398	110213MO	3655	9/2/2013	51,141.37	(319.63)	50,821.74	(106.55)	(106.54)	(1,042.19)	(1,255.28)	49,845.53	(1,574.91)	48,270.62
200006400	110213RO	3655	9/2/2013	6,422,197.83	(40,138.74)	6,382,059.09	(25,227.79)	(16,490.85)	(191,214.99)	(232,933.63)	9,236,928.41	(273,072.37)	8,963,856.04
200006403	110211CO	3655	9/2/2013	453,461.21	(5,668.27)	447,792.94	(9,566.44)	(137.81)	(36,172.94)	(45,877.19)	1,048,628.02	(51,545.46)	997,082.56
200006404	110211EO	3655	9/2/2013	604.37	(7.55)	596.82	(7.29)	(3.71)	(37.10)	(48.10)	890.37	(55.65)	834.72
200006412	110213JO	3663	9/2/2013	233,587.54	(1,459.92)	232,127.62	(760.33)	(639.03)	(6,210.65)	(7,610.01)	299,069.54	(9,069.93)	289,999.61
200006413	110213JO	3663	9/2/2013	80,527.16	(419.41)	80,107.75	(296.79)	(204.63)	(2,046.28)	(2,547.70)	98,221.40	(2,967.11)	95,254.29
200006415	110213MO	3663	9/2/2013	51,141.37	(319.63)	50,821.74	(106.55)	(106.54)	(1,042.19)	(1,255.28)	49,845.53	(1,574.91)	48,270.62
200006417	110213RO	3663	9/2/2013	8,923,369.05	(55,771.06)	8,867,597.99	(39,361.70)	(25,547.07)	(244,980.68)	(309,889.45)	11,829,184.89	(365,660.51)	11,463,524.38
200006420	110211CO	3663	9/2/2013	3,611,242.18	(45,140.53)	3,566,101.65	(24,051.12)	48,071.66	(42,501.09)	(18,480.55)	1,028,708.63	(63,621.08)	965,087.55
200006421	110211EO	3663	9/2/2013	15,645.79	(195.57)	15,450.22	(82.51)	(69.52)	(695.20)	(847.23)	16,684.79	(1,042.80)	15,641.99
200006429	110213JO	3666	9/2/2013	66,216.82	(413.86)	65,802.96	(137.95)	(137.95)	(1,379.52)	(1,655.42)	66,216.82	(2,069.28)	64,147.54
200006430	110213JO	3666	9/2/2013	40,998.20	(213.53)	40,784.67	(143.94)	(102.13)	(1,021.34)	(1,267.41)	49,024.40	(1,480.94)	47,543.46
200006432	110213MO	3666	9/2/2013	51,141.37	(319.63)	50,821.74	(106.55)	(106.54)	(1,042.19)	(1,255.28)	49,845.53	(1,574.91)	48,270.62
200006434	110213RO	3666	9/2/2013	10,962,935.67	(68,518.35)	10,894,417.32	(39,321.71)	(27,058.72)	(275,408.43)	(341,788.86)	13,252,942.97	(410,307.21)	12,842,635.76
200006437	110211CO	3666	9/2/2013	1,872,593.98	(23,407.42)	1,849,186.56	(7,862.90)	(7,817.58)	(78,281.54)	(93,962.02)	1,882,273.18	(117,369.44)	1,764,903.74
200006438	110211EO	3666	9/2/2013	18,451.23	(230.64)	18,220.59	(77.50)	(77.03)	(770.34)	(924.87)	18,488.23	(1,155.51)	17,332.72
200006446	110213JO	3672	9/2/2013	221,760.87	(1,386.01)	220,374.86	(1,169.86)	(638.97)	(6,389.68)	(8,198.51)	306,704.67	(9,584.52)	297,120.15
200006447	110213JO	3672	9/2/2013	90,340.74	(470.52)	89,870.22	(301.35)	(220.54)	(2,205.35)	(2,727.24)	105,856.78	(3,197.76)	102,659.02
200006449	110213MO	3672	9/2/2013	51,141.37	(319.63)	50,821.74	(106.55)	(106.54)	(1,042.19)	(1,255.28)	49,845.53	(1,574.91)	48,270.62
200006451	110213RO	3672	9/2/2013	7,562,642.60	(47,266.52)	7,515,376.08	(33,160.23)	(21,134.23)	(212,905.02)	(267,199.48)	10,312,522.60	(314,466.00)	9,998,056.60
200006454	110211CO	3672	9/2/2013	1,361,059.93	(17,013.25)	1,344,046.68	(12,447.05)	(7,365.07)	(75,587.94)	(95,400.06)	1,878,522.68	(112,413.31)	1,766,109.37
200006455	110211EO	3672	9/2/2013	17,064.30	(213.30)	16,851.00	(117.42)	(82.68)	(826.80)	(1,026.90)	19,843.30	(1,240.20)	18,603.10
200006463	110213JO	3677	9/2/2013	299,533.88	(1,872.09)	297,661.79	(825.64)	(806.19)	(7,007.84)	(8,639.67)	336,376.24	(10,511.76)	325,864.48
200006464	110213JO	3677	9/2/2013	100,584.25	(523.88)	100,060.37	(359.89)	(252.51)	(2,525.06)	(3,137.46)	121,203.07	(3,661.34)	117,541.73
200006466	110213MO	3677	9/2/2013	66,141.37	(413.38)	65,727.99	(137.80)	(137.79)	(1,354.68)	(1,630.27)	64,845.53	(2,043.65)	62,801.88
200006468	110213RO	3677	9/2/2013	9,013,792.52	(56,336.20)	8,957,456.32	(32,953.21)	(26,506.67)	(233,420.43)	(292,880.31)	11,225,755.40	(349,216.51)	10,876,538.89
200006471	110211CO	3677	9/2/2013	861,698.48	(10,771.23)	850,927.25	(4,475.68)	(4,544.84)	(47,970.09)	(56,990.61)	1,430,136.27	(67,761.84)	1,362,374.43
200006472	110211EO	3677	9/2/2013	717.69	(8.97)	708.72	(3.72)	(3.18)	(31.74)	(38.64)	761.69	(47.61)	714.08
200006480	110213JO	3696	9/2/2013	360,899.92	(2,255.62)	358,644.30	(1,166.92)	(897.27)	(8,639.62)	(10,703.81)	414,701.67	(12,959.43)	401,742.24
200006481	110213JO	3696	9/2/2013	82,967.93	(432.12)	82,535.81	(309.51)	(211.89)	(2,118.93)	(2,640.33)	101,708.87	(3,072.45)	98,636.42
200006483	110213MO	3696	9/2/2013	51,141.37	(319.63)	50,821.74	(106.55)	(106.54)	(1,042.19)	(1,255.28)	49,845.53	(1,574.91)	48,270.62
200006485	110213RO	3696	9/2/2013	8,498,540.05	(53,115.88)	8,445,424.17	(38,188.80)	(27,365.55)	(242,807.61)	(308,361.96)	11,697,896.60	(361,477.84)	11,336,418.76
200006488	110211CO	3696	9/2/2013	231,480.85	(2,893.51)	228,587.34	(2,092.25)	(855.72)	(11,888.94)	(14,836.91)	292,183.53	(17,730.42)	274,453.11
200006489	110211EO	3696	9/2/2013	494.60	(6.18)	488.42	(2.75)	(2.23)	(22.32)	(27.30)	535.60	(33.48)	502.12
200006497	110213JO	3699	9/2/2013	160,811.61	(1,005.07)	159,806.54	(843.20)	(513.76)	(4,808.75)	(6,165.71)	231,997.05	(7,170.78)	224,826.27
200006498	110213JO	3699	9/2/2013	59,406.80	(309.41)	59,097.39	(214.62)	(149.72)	(1,497.22)	(1,861.56)	71,866.58	(2,170.97)	69,695.61
200006500	110213MO	3699	9/2/2013	51,141.37	(319.63)	50,821.74	(106.55)	(106.54)	(1,042.19)	(1,255.28)	49,845.53	(1,574.91)	48,270.62

Asset	Asset Class	Location	Capitalization Date	Cost 11/30/2013	Accum Depreciation 11/30/13	NBV 11/30/13	Depreciation 11/30/13 - 1/4/14	Depreciation 1/5/14 - 2/1/14	Depreciation 2/2/14 - 11/30/14	Total Depreciation	Cost 11/29/14	Accum Depreciation 11/29/14	NBV 11/29/14
200006502	110213RO	3699	9/2/2013	5,938,671.72	(37,116.70)	5,901,555.02	(24,017.14)	(20,232.62)	(176,136.32)	(220,386.08)	8,578,544.20	(257,502.78)	8,321,041.42
200006505	110211CO	3699	9/2/2013	411,441.96	(5,143.02)	406,298.94	(2,792.45)	(4,589.07)	(25,822.53)	(33,204.05)	645,458.07	(38,347.07)	607,111.00
200006506	110211EO	3699	9/2/2013	3,464.31	(43.30)	3,421.01	(27.01)	(17.57)	(175.76)	(220.34)	4,218.31	(263.64)	3,954.67
200006514	110213IO	3702	9/2/2013	199,426.06	(1,246.41)	198,179.65	(1,429.36)	(731.30)	(6,732.33)	(8,892.99)	322,992.60	(10,139.40)	312,853.20
200006515	110213JO	3702	9/2/2013	76,893.48	(400.49)	76,492.99	(277.15)	(193.61)	(1,936.11)	(2,406.87)	92,933.28	(2,807.36)	90,125.92
200006517	110213MO	3702	9/2/2013	51,141.37	(319.63)	50,821.74	(106.55)	(106.54)	(1,042.19)	(1,255.28)	49,845.53	(1,574.91)	48,270.62
200006519	110213RO	3702	9/2/2013	7,196,696.38	(44,979.35)	7,151,717.03	(33,346.21)	(28,962.14)	(236,170.24)	(298,478.59)	11,403,952.21	(343,457.94)	11,060,494.27
200006522	110211CO	3702	9/2/2013	532,608.31	(6,657.60)	525,950.71	(3,220.53)	(2,499.96)	(26,928.16)	(32,648.65)	718,494.22	(39,306.25)	679,187.97
200006523	110211EO	3702	9/2/2013	4,737.02	(59.21)	4,677.81	(30.54)	(22.44)	(224.38)	(277.36)	5,385.02	(336.57)	5,048.45
200006531	110213IO	3713	9/2/2013	557,101.02	(3,481.88)	553,619.14	(4,109.39)	(1,897.81)	(18,307.90)	(24,315.10)	854,701.09	(27,796.98)	826,904.11
200006532	110213JO	3713	9/2/2013	73,992.77	(385.38)	73,607.39	(298.05)	(195.26)	(1,952.65)	(2,445.96)	93,727.17	(2,831.34)	90,895.83
200006534	110213MO	3713	9/2/2013	51,141.37	(319.63)	50,821.74	(106.55)	(106.54)	(1,042.19)	(1,255.28)	49,845.53	(1,574.91)	48,270.62
200006536	110213RO	3713	9/2/2013	9,707,736.49	(60,673.35)	9,647,063.14	(48,445.25)	(28,700.08)	(292,639.24)	(369,784.57)	14,264,557.61	(430,457.92)	13,834,099.69
200006539	110211CO	3713	9/2/2013	811,286.07	(10,141.08)	801,144.99	(10,626.43)	(5,191.87)	(53,314.48)	(69,132.78)	1,325,955.14	(79,273.86)	1,246,681.28
200006540	110211EO	3713	9/2/2013	8,004.06	(100.05)	7,904.01	(61.65)	(40.43)	(404.25)	(506.33)	9,702.06	(606.38)	9,095.68
200006548	110213JO	3717	9/2/2013	336,326.48	(2,102.04)	334,224.44	(3,584.42)	(1,321.71)	(17,419.55)	(22,325.68)	842,765.43	(24,427.72)	818,337.71
200006549	110213JO	3717	9/2/2013	93,515.04	(487.06)	93,027.98	(345.63)	(237.91)	(2,379.11)	(2,962.65)	114,197.25	(3,449.71)	110,747.54
200006551	110213MO	3717	9/2/2013	56,924.60	(355.78)	56,568.82	(118.59)	(118.59)	(1,178.98)	(1,416.16)	56,443.54	(1,771.94)	54,671.60
200006553	110213RO	3717	9/2/2013	10,318,487.27	(64,490.55)	10,253,996.72	(49,866.37)	(21,228.35)	(297,674.52)	(368,769.24)	14,358,951.47	(433,259.79)	13,925,691.68
200006556	110211CO	3717	9/2/2013	257,289.60	(3,216.12)	254,073.48	(2,371.55)	(1,438.33)	(15,405.76)	(19,215.64)	414,750.78	(22,431.76)	392,319.02
200006557	110211EO	3717	9/2/2013	1,440.14	(18.00)	1,422.14	(7.50)	(6.38)	(63.76)	(77.64)	1,530.14	(95.64)	1,434.50
200006565	110213JO	3732	9/2/2013	1,110,173.15	(6,938.58)	1,103,234.57	(2,502.04)	(2,360.16)	(23,601.55)	(28,463.75)	1,132,874.40	(35,402.33)	1,097,472.07
200006566	110213JO	3732	9/2/2013	109,980.37	(572.81)	109,407.56	(388.59)	(274.68)	(2,746.86)	(3,410.13)	131,849.05	(3,982.94)	127,866.11
200006568	110213MO	3732	9/2/2013	51,141.37	(319.63)	50,821.74	(106.55)	(106.54)	(1,042.19)	(1,255.28)	49,845.53	(1,574.91)	48,270.62
200006570	110213RO	3732	9/2/2013	9,602,582.26	(60,016.14)	9,542,566.12	(31,198.97)	(28,437.26)	(248,757.49)	(308,393.72)	11,960,470.65	(368,409.86)	11,592,060.79
200006573	110211CO	3732	9/2/2013	177,388.63	(2,217.36)	175,171.27	(1,096.54)	(828.48)	(8,309.21)	(10,234.23)	200,234.17	(12,451.59)	187,782.58
200006574	110211EO	3732	9/2/2013	369.34	(4.62)	364.72	(4.50)	(2.28)	(22.81)	(29.59)	547.34	(34.21)	513.13
200006582	110213JO	3739	9/2/2013	96,453.87	(602.84)	95,851.03	(332.20)	(761.17)	(4,397.90)	(5,491.27)	213,057.20	(6,094.11)	206,963.09
200006583	110213JO	3739	9/2/2013	72,089.45	(375.47)	71,713.98	(252.00)	(179.28)	(1,792.78)	(2,224.06)	86,053.47	(2,599.53)	83,453.94
200006585	110213MO	3739	9/2/2013	51,141.37	(319.63)	50,821.74	(106.55)	(106.54)	(1,042.19)	(1,255.28)	49,845.53	(1,574.91)	48,270.62
200006587	110213RO	3739	9/2/2013	6,984,219.86	(43,651.37)	6,940,568.49	(25,293.64)	(19,435.93)	(193,315.09)	(238,044.66)	9,324,714.16	(281,696.03)	9,043,018.13
200006590	110211CO	3739	9/2/2013	278,318.53	(3,478.98)	274,839.55	(1,555.24)	(1,258.55)	(12,594.52)	(15,408.31)	302,566.49	(18,887.29)	283,679.20
200006591	110211EO	3739	9/2/2013	3,289.11	(41.11)	3,248.00	(14.46)	(13.89)	(138.92)	(167.27)	3,334.11	(208.38)	3,125.73
200006599	110213JO	3747	9/2/2013	75,398.82	(471.24)	74,927.58	(390.42)	(419.20)	(2,585.08)	(3,394.70)	126,089.76	(3,865.94)	122,223.82
200006600	110213JO	3747	9/2/2013	82,645.14	(430.44)	82,214.70	(274.43)	(201.39)	(2,013.92)	(2,489.74)	96,668.03	(2,920.18)	93,747.85
200006602	110213MO	3747	9/2/2013	51,141.37	(319.63)	50,821.74	(106.55)	(106.54)	(1,042.19)	(1,255.28)	49,845.53	(1,574.91)	48,270.62
200006604	110213RO	3747	9/2/2013	6,676,516.18	(41,728.23)	6,634,787.95	(24,926.94)	(20,545.45)	(180,006.18)	(225,478.57)	8,672,997.96	(267,206.80)	8,405,791.16
200006607	110211CO	3747	9/2/2013	286,653.02	(3,583.16)	283,069.86	(3,666.42)	(1,956.15)	(18,460.90)	(24,083.47)	444,705.79	(27,666.63)	417,039.16
200006608	110211EO	3747	9/2/2013	2,224.31	(27.80)	2,196.51	(14.77)	(10.64)	(106.43)	(131.84)	2,554.31	(159.64)	2,394.67
200006616	110213JO	3757	9/2/2013	505,626.89	(3,160.17)	502,466.72	(1,618.71)	(1,194.72)	(11,947.21)	(14,760.64)	573,465.89	(17,920.81)	555,545.08
200006617	110213JO	3757	9/2/2013	85,528.45	(445.46)	85,082.99	(298.40)	(212.53)	(2,125.30)	(2,636.23)	102,014.61	(3,081.69)	98,932.92
200006619	110213MO	3757	9/2/2013	51,141.37	(319.63)	50,821.74	(106.55)	(106.54)	(1,042.19)	(1,255.28)	49,845.53	(1,574.91)	48,270.62
200006621	110213RO	3757	9/2/2013	7,687,680.90	(48,048.01)	7,639,632.89	(23,387.08)	(18,053.99)	(186,841.95)	(228,283.02)	9,059,429.21	(276,331.03)	8,783,098.18
200006624	110211CO	3757	9/2/2013	743,196.37	(9,289.95)	733,906.42	(7,592.52)	(4,220.62)	(44,387.66)	(56,200.80)	1,137,838.18	(65,490.75)	1,072,347.43
200006625	110211EO	3757	9/2/2013	10,617.03	(132.71)	10,484.32	(65.72)	(49.61)	(496.08)	(611.41)	11,906.03	(744.12)	11,161.91
200006633	110213JO	7000	9/2/2013	577,245.14	(3,607.78)	573,637.36	(2,553.35)	(3,046.86)	(16,733.85)	(22,334.06)	799,965.51	(25,941.84)	774,023.67
200006634	110213JO	7000	9/2/2013	115,155.58	(599.77)	114,555.81	(412.10)	(289.11)	(2,891.07)	(3,592.28)	138,771.38	(4,192.05)	134,579.33
200006636	110213MO	7000	9/2/2013	51,141.37	(319.63)	50,821.74	(106.55)	(106.54)	(1,042.19)	(1,255.28)	49,845.53	(1,574.91)	48,270.62
200006638	110213RO	7000	9/2/2013	10,893,703.31	(68,085.65)	10,825,617.66	(37,268.61)	(33,085.03)	(292,945.44)	(363,299.08)	14,116,844.71	(431,384.73)	13,685,459.98

Asset	Asset Class	Location	Capitalization Date	Cost 11/30/2013	Accum Depreciation 11/30/13	NBV 11/30/13	Depreciation 11/30/13 - 1/4/14	Depreciation 1/5/14 - 2/1/14	Depreciation 2/2/14 - 11/30/14	Total Depreciation	Cost 11/29/14	Accum Depreciation 11/29/14	NBV 11/29/14
200006641	110211CO	7000	9/2/2013	133,944.34	(1,674.30)	132,270.04	(2,439.48)	(1,569.30)	(9,421.47)	(13,430.25)	161,454.74	(15,104.55)	146,350.19
200006642	110211EO	7000	9/2/2013	104.75	(1.31)	103.44	(0.57)	(0.47)	(4.71)	(5.75)	113.00	(7.06)	105.94
200006650	110213JO	3590	10/3/2013	146,455.56	(915.35)	145,540.21	(1,061.39)	(588.14)	(5,195.39)	(6,844.92)	250,363.42	(7,760.27)	242,603.15
200006651	110213JO	3590	10/3/2013	106,325.31	(553.78)	105,771.53	(221.51)	(221.51)	(2,215.11)	(2,658.13)	106,325.31	(3,211.91)	103,113.40
200006653	110213MO	3590	10/3/2013	51,141.37	(319.63)	50,821.74	(106.55)	(106.54)	(1,042.19)	(1,255.28)	49,845.53	(1,574.91)	48,270.62
200006655	110213RO	3590	10/3/2013	9,597,205.63	(59,982.54)	9,537,223.09	(34,919.43)	(38,600.11)	(275,313.69)	(348,833.23)	13,241,803.98	(408,815.77)	12,832,988.21
200006658	110211CO	3590	10/3/2013	121,843.89	(1,523.05)	120,320.84	(1,657.22)	(647.63)	(8,441.86)	(10,746.71)	228,741.25	(12,269.76)	216,471.49
200006659	110211EO	3590	10/3/2013	408.00	(5.10)	402.90	(1.70)	(1.70)	(17.00)	(20.40)	408.00	(25.50)	382.50
200006667	110213IO	3730	10/3/2013	281,161.96	(1,757.26)	279,404.70	(1,105.01)	(715.56)	(8,723.15)	(10,543.72)	421,764.01	(12,300.98)	409,463.03
200006668	110213JO	3730	10/3/2013	143,770.04	(748.80)	143,021.24	(299.52)	(299.52)	(2,995.21)	(3,594.25)	143,770.04	(4,343.05)	139,426.99
200006670	110213MO	3730	10/3/2013	51,141.37	(319.63)	50,821.74	(106.55)	(106.54)	(1,042.19)	(1,255.28)	49,845.53	(1,574.91)	48,270.62
200006672	110213RO	3730	10/3/2013	13,712,349.77	(85,702.19)	13,626,647.58	(42,256.80)	(39,396.40)	(353,752.19)	(435,405.39)	17,052,422.60	(521,107.58)	16,531,315.02
200006675	110211CO	3730	10/3/2013	718,571.90	(8,982.15)	709,589.75	(10,832.19)	(5,010.58)	(55,313.35)	(71,156.12)	1,515,832.01	(80,138.27)	1,435,693.74
200006676	110211EO	3730	10/3/2013	8,814.27	(110.18)	8,704.09	(36.72)	(36.73)	(367.26)	(440.71)	8,814.27	(550.89)	8,263.38
200006681	110213FO	7012	8/28/2014	-	-	-	-	-	(1,708.70)	(1,708.70)	328,070.19	(1,708.70)	326,361.49
200006682	110213F1	7012	8/28/2014	-	-	-	-	-	(204.74)	(204.74)	39,309.48	(204.74)	39,104.74
200006683	110213F2	7012	8/28/2014	-	-	-	-	-	(161,168.54)	(161,168.54)	30,944,359.40	(161,168.54)	30,783,190.86
200006684	110213HO	7012	8/28/2014	-	-	-	-	-	(4,942.98)	(4,942.98)	949,051.22	(4,942.98)	944,108.24
200006685	110213JO	7012	8/28/2014	-	-	-	-	-	(7,664.79)	(7,664.79)	1,471,640.54	(7,664.79)	1,463,975.75
200006687	110213K1	7012	8/28/2014	-	-	-	-	-	(1,221.13)	(1,221.13)	73,267.84	(1,221.13)	72,046.71
200006690	110211A4	7012	8/28/2014	-	-	-	-	-	(246.62)	(246.62)	14,797.04	(246.62)	14,550.42
200006692	110211A3	7012	8/28/2014	-	-	-	-	-	(71,548.33)	(71,548.33)	4,292,899.80	(71,548.33)	4,221,351.47
200006693	110211D0	7012	8/28/2014	-	-	-	-	-	(851.63)	(851.63)	51,097.81	(851.63)	50,246.18
200006695	110213RO	3559	10/28/2013	(2,842.40)	11.84	(2,830.56)	5.93	5.92	59.22	71.07	(2,842.40)	82.91	(2,759.49)
200006696	110213RO	3560	10/31/2013	(3,020.80)	12.59	(3,008.21)	6.29	6.29	62.93	75.51	(3,020.80)	88.10	(2,932.70)
200006697	110213RO	3565	10/28/2013	(3,703.60)	15.43	(3,688.17)	7.72	7.71	77.16	92.59	(3,703.60)	108.02	(3,595.58)
200006698	110213RO	3609	10/28/2013	-	-	-	-	-	-	-	-	-	-
200006699	110213RO	3623	10/28/2013	-	-	-	-	-	-	-	-	-	-
200006700	110213RO	3636	10/28/2013	-	-	-	-	-	-	-	-	-	-
200006701	110213RO	3609	10/28/2013	(2,874.40)	11.98	(2,862.42)	5.99	5.98	59.88	71.85	(2,874.40)	83.83	(2,790.57)
200006702	110213RO	3623	10/28/2013	(3,866.00)	16.11	(3,849.89)	8.05	8.06	80.54	96.65	(3,866.00)	112.76	(3,753.24)
200006703	110213RO	3636	10/28/2013	(5,237.60)	21.82	(5,215.78)	10.92	10.91	109.12	130.95	(5,237.60)	152.77	(5,084.83)
200006704	110213RO	3639	10/28/2013	(3,880.80)	16.17	(3,864.63)	8.09	8.08	80.85	97.02	(3,880.80)	113.19	(3,767.61)
200006705	110213RO	3668	10/28/2013	(3,887.60)	16.20	(3,871.40)	8.10	8.10	80.99	97.19	(3,887.60)	113.39	(3,774.21)
200006706	110213RO	3715	10/28/2013	(3,528.00)	14.70	(3,513.30)	7.35	7.35	73.50	88.20	(3,528.00)	102.90	(3,425.10)
200006707	110213RO	3729	10/28/2013	(4,315.20)	17.98	(4,297.22)	8.99	8.99	89.90	107.88	(4,315.20)	125.86	(4,189.34)
200006708	110213RO	3742	10/28/2013	(4,472.40)	18.64	(4,453.76)	9.31	9.32	93.18	111.81	(4,472.40)	130.45	(4,341.95)
200006709	110213RO	3773	10/28/2013	(3,783.20)	15.76	(3,767.44)	7.89	7.88	78.82	94.59	(3,783.20)	110.35	(3,672.85)
200006710	110213RO	3749	10/28/2013	(3,934.40)	16.39	(3,918.01)	8.20	8.20	81.97	98.37	(3,934.40)	114.76	(3,819.64)
200006711	110213RO	3767	10/28/2013	(3,744.00)	15.60	(3,728.40)	7.80	7.80	78.00	93.60	(3,744.00)	109.20	(3,634.80)
200006760	110211CO	3648	3/3/2013	-	-	-	-	-	-	-	-	-	-
200006761	110211CO	3648	3/3/2013	-	-	-	-	(7.69)	(76.92)	(84.61)	1,806.84	(122.25)	1,684.59
200006762	110213IO	3610	9/2/2013	-	-	-	-	(203.94)	(370.47)	(574.41)	17,801.50	(574.41)	17,227.09
200006763	110213IO	3636	2/3/2013	-	-	-	-	(313.44)	(250.50)	(563.94)	12,037.00	(563.94)	11,473.06
200006764	110213IO	3648	3/3/2013	-	-	-	-	(348.42)	(302.68)	(651.10)	14,544.12	(651.10)	13,893.02
200006765	110213IO	3717	9/2/2013	-	-	-	-	(109.87)	(199.58)	(309.45)	9,590.00	(309.45)	9,280.55
200006766	110213RO	3610	9/2/2013	-	-	-	-	(6,119.02)	(11,115.93)	(17,234.95)	534,125.86	(17,234.95)	516,890.91
200006767	110213RO	3636	2/3/2013	-	-	-	-	(23,148.23)	(18,500.42)	(41,648.65)	888,968.02	(41,648.65)	847,319.37
200006768	110213RO	3648	3/3/2013	-	-	-	-	(18,511.00)	(16,080.88)	(34,591.88)	772,704.46	(34,591.88)	738,112.58

Asset	Asset Class	Location	Capitalization Date	Cost 11/30/2013	Accum Depreciation 11/30/13	NBV 11/30/13	Depreciation 11/30/13 - 1/4/14	Depreciation 1/5/14 - 2/1/14	Depreciation 2/2/14 - 11/30/14	Total Depreciation	Cost 11/29/14	Accum Depreciation 11/29/14	NBV 11/29/14
200006769	110213RO	3717	9/1/2013	-	-	-	-	(10,280.42)	(18,675.61)	(28,956.03)	897,372.13	(28,956.03)	868,416.10
200006770	110211CO	3636	2/3/2013	-	-	-	-	(5,304.33)	(7,718.98)	(13,023.31)	181,297.00	(13,023.31)	168,273.69
200006778	110213JO	3561	1/23/2014	-	-	-	-	-	(1,968.13)	(1,968.13)	99,235.03	(1,968.13)	97,266.90
200006779	110213JO	3561	1/23/2014	-	-	-	-	-	(3,192.98)	(3,192.98)	160,993.32	(3,192.98)	157,800.34
200006781	110213MO	3561	1/23/2014	-	-	-	-	-	(952.45)	(952.45)	53,561.28	(952.45)	52,608.83
200006783	110213RO	3561	1/23/2014	-	-	-	-	-	(376,267.04)	(376,267.04)	20,222,844.53	(376,267.04)	19,846,577.49
200006786	110211CO	3561	1/23/2014	-	-	-	-	-	(89,001.33)	(89,001.33)	5,073,075.60	(89,001.33)	4,984,074.27
200006787	110211EO	3561	1/23/2014	-	-	-	-	-	(953.77)	(953.77)	54,364.94	(953.77)	53,411.17
200006795	110213JO	3548	1/23/2014	-	-	-	-	-	(153.58)	(153.58)	7,743.65	(153.58)	7,590.07
200006796	110213JO	3548	1/23/2014	-	-	-	-	-	(1,713.94)	(1,713.94)	86,418.49	(1,713.94)	84,704.55
200006798	110213MO	3548	1/23/2014	-	-	-	-	-	(952.45)	(952.45)	53,561.38	(952.45)	52,608.93
200006800	110213RO	3548	1/23/2014	-	-	-	-	-	(280,978.74)	(280,978.74)	21,715,096.52	(280,978.74)	21,434,117.78
200006803	110211CO	3548	1/23/2014	-	-	-	-	-	(1,250.56)	(1,250.56)	71,282.06	(1,250.56)	70,031.50
200006804	110211EO	3548	1/23/2014	-	-	-	-	-	(3.43)	(3.43)	195.56	(3.43)	192.13
200006812	110213JO	7002	1/23/2014	-	-	-	-	-	(13.48)	(13.48)	796.62	(13.48)	783.14
200006813	110213JO	7002	1/23/2014	-	-	-	-	-	(1,605.69)	(1,605.69)	80,960.36	(1,605.69)	79,354.67
200006815	110213MO	7002	1/23/2014	-	-	-	-	-	(952.45)	(952.45)	53,561.31	(952.45)	52,608.86
200006817	110213RO	7002	1/23/2014	-	-	-	-	-	(115,461.43)	(115,461.43)	6,020,057.44	(115,461.43)	5,904,596.01
200006820	110211CO	7002	1/23/2014	-	-	-	-	-	(1,771.25)	(1,771.25)	100,961.00	(1,771.25)	99,189.75
200006821	110211EO	7002	1/23/2014	-	-	-	-	-	(7.22)	(7.22)	411.54	(7.22)	404.32
200006822	110213RO	3708	5/1/2014	-	-	-	-	-	1,489.44	1,489.44	(95,324.18)	1,489.44	(93,834.74)
200006846	110213JO	3646	6/12/2014	-	-	-	-	-	(2,105.11)	(2,105.11)	183,718.29	(2,105.11)	181,613.18
200006854	110213JO	3646	6/12/2014	-	-	-	-	-	(1,342.66)	(1,342.66)	117,177.59	(1,342.66)	115,834.93
200006855	110213MO	3646	6/12/2014	-	-	-	-	-	(714.55)	(714.55)	62,360.71	(714.55)	61,646.16
200006857	110213RO	3646	6/12/2014	-	-	-	-	-	(152,485.86)	(152,485.86)	13,307,856.69	(152,485.86)	13,155,370.83
200006859	110211CO	3646	6/12/2014	-	-	-	-	-	(23,547.63)	(23,547.63)	1,412,857.88	(23,547.63)	1,389,310.25
200006860	110211EO	3646	6/12/2014	-	-	-	-	-	(319.23)	(319.23)	19,153.58	(319.23)	18,834.35
200006864	110213RO	3668	3/15/2014	-	-	-	-	-	(3,390.20)	(3,390.20)	361,621.57	(3,390.20)	358,231.37
200006865	110213RO	3706	5/15/2014	-	-	-	-	-	(1,545.30)	(1,545.30)	164,831.83	(1,545.30)	163,286.53
200006873	110213JO	3658	8/28/2014	-	-	-	-	-	(682.20)	(682.20)	130,982.53	(682.20)	130,300.33
200006881	110213JO	3669	8/28/2014	-	-	-	-	-	(2,045.54)	(2,045.54)	392,743.42	(2,045.54)	390,697.88
200006886	110213JO	3658	8/28/2014	-	-	-	-	-	(5,485.54)	(5,485.54)	1,053,224.03	(5,485.54)	1,047,738.49
200006887	110213MO	3658	8/28/2014	-	-	-	-	-	(534.24)	(534.24)	73,267.84	(534.24)	72,733.60
200006889	110213RO	3658	8/28/2014	-	-	-	-	-	(51,204.10)	(51,204.10)	9,831,187.21	(51,204.10)	9,779,983.11
200006891	110211CO	3658	8/28/2014	-	-	-	-	-	(3,382.83)	(3,382.83)	202,969.57	(3,382.83)	199,586.74
200006892	110211EO	3658	8/28/2014	-	-	-	-	-	(15.13)	(15.13)	907.88	(15.13)	892.75
200006895	110213JO	3669	8/28/2014	-	-	-	-	-	(4,187.88)	(4,187.88)	804,073.46	(4,187.88)	799,885.58
200006896	110213MO	3669	8/28/2014	-	-	-	-	-	(917.85)	(917.85)	125,876.64	(917.85)	124,958.79
200006898	110213RO	3669	8/28/2014	-	-	-	-	-	(96,829.38)	(96,829.38)	18,591,241.38	(96,829.38)	18,494,412.00
200006900	110211CO	3669	8/28/2014	-	-	-	-	-	(36,441.72)	(36,441.72)	2,186,503.31	(36,441.72)	2,150,061.59
200006901	110211EO	3669	8/28/2014	-	-	-	-	-	(1,658.11)	(1,658.11)	99,486.50	(1,658.11)	97,828.39
200006902	110213RO	3510	7/2/2014	-	-	-	-	-	-	-	-	-	-
200006908	110213RO	3708	11/15/2014	-	-	-	-	-	(16.26)	(16.26)	15,607.18	(16.26)	15,590.92

Real Property by Location
As of 11/29/14

Pivot table on Prop Fixed asset detail - total investment by location for input into Early Term Calc.

Row Labels	Sum of Cost 11/29/14	Row Labels	Sum of Cost 11/29/14	
3507	10,357,032	3507	10,357,031.58	3507
3508	8,065,178	3508	8,065,178.15	3508
3509	6,720,417	3509	6,720,416.92	3509
3510	10,447,459	3510	10,447,459.45	3510
3511	7,564,920	3511	7,564,919.59	3511
3512	13,491,128	3512	13,491,127.58	3512
3516	11,489,281	3516	11,489,280.98	3516
3519	8,127,343	3519	8,127,342.61	3519
3522	8,335,860	3522	8,335,859.54	3522
3524	8,387,928	3524	8,387,927.51	3524
3530	10,816,008	3530	10,816,007.51	3530
3533	9,215,169	3533	9,215,168.84	3533
3538	9,169,654	3538	9,169,653.81	3538
3547	11,886,839	3547	11,886,838.87	3547
3548	21,934,298	3548	21,934,297.66	3548
3550	8,098,499	3550	8,098,498.67	3550
3552	13,219,977	3552	13,219,976.63	3552
3557	7,912,288	3557	7,912,288.37	3557
3559	13,360,699	3559	13,360,699.38	3559
3560	7,807,058	3560	7,807,057.80	3560
3561	25,664,075	3561	25,664,074.70	3561
3564	9,592,603	3564	9,592,603.41	3564
3565	7,345,175	3565	7,345,174.82	3565
3566	6,766,571	3566	6,766,571.28	3566
3572	7,235,710	3572	7,235,709.72	3572
3574	10,453,453	3574	10,453,452.54	3574
3575	11,219,519	3575	11,219,518.91	3575
3576	8,916,387	3576	8,916,386.63	3576
3577	13,954,262	3577	13,954,262.31	3577
3586	16,120,861	3586	16,120,861.48	3586
3590	13,877,487	3590	13,877,487.49	3590
3591	12,160,010	3591	12,160,009.53	3591
3592	7,367,098	3592	7,367,097.61	3592
3595	17,365,738	3595	17,365,737.89	3595
3608	7,390,844	3608	7,390,844.05	3608
3609	10,176,908	3609	10,176,907.63	3609
3610	16,917,020	3610	16,917,020.41	3610
3613	8,625,951	3613	8,625,950.82	3613
3614	11,599,411	3614	11,599,411.34	3614
3615	9,599,728	3615	9,599,727.78	3615
3616	7,178,092	3616	7,178,092.46	3616
3617	15,267,229	3617	15,267,228.52	3617
3623	19,568,715	3623	19,568,714.67	3623
3624	10,906,761	3624	10,906,760.93	3624
3628	13,337,988	3628	13,337,987.68	3628
3630	9,014,737	3630	9,014,737.40	3630
3634	10,510,883	3634	10,510,883.06	3634
3636	16,353,356	3636	16,353,355.51	3636
3637	8,220,500	3637	8,220,499.85	3637
3639	8,855,220	3639	8,855,219.85	3639
3642	6,830,417	3642	6,830,416.85	3642
3644	11,041,089	3644	11,041,089.19	3644
3645	8,862,040	3645	8,862,039.78	3645
3646	15,103,125	3646	15,103,124.74	3646
3647	14,550,155	3647	14,550,154.99	3647
3648	19,105,034	3648	19,105,033.80	3648
3650	11,070,060	3650	11,070,059.84	3650
3652	7,971,206	3652	7,971,205.70	3652
3655	10,705,282	3655	10,705,282.13	3655
3657	7,914,162	3657	7,914,161.81	3657
3658	11,292,539	3658	11,292,539.06	3658
3663	13,321,715	3663	13,321,714.78	3663
3665	9,066,692	3665	9,066,691.53	3665
3666	15,318,791	3666	15,318,791.13	3666

3668	10,973,240	3668	10,973,239.52	3668
3669	22,199,925	3669	22,199,924.71	3669
3670	8,175,432	3670	8,175,431.93	3670
3671	11,357,747	3671	11,357,746.60	3671
3672	12,673,296	3672	12,673,295.56	3672
3677	13,179,078	3677	13,179,078.20	3677
3682	10,193,878	3682	10,193,877.98	3682
3688	8,164,777	3688	8,164,776.77	3688
3690	7,514,173	3690	7,514,173.24	3690
3693	7,339,896	3693	7,339,896.08	3693
3694	14,775,209	3694	14,775,209.22	3694
3695	6,781,473	3695	6,781,473.15	3695
3696	12,556,872	3696	12,556,871.80	3696
3697	11,529,759	3697	11,529,759.10	3697
3698	10,618,021	3698	10,618,021.32	3698
3699	9,581,930	3699	9,581,929.74	3699
3702	12,593,603	3702	12,593,602.86	3702
3704	11,259,475	3704	11,259,475.47	3704
3705	9,317,988	3705	9,317,988.13	3705
3706	9,336,648	3706	9,336,647.58	3706
3708	6,903,036	3708	6,903,035.72	3708
3709	9,629,118	3709	9,629,117.64	3709
3710	8,163,983	3710	8,163,983.33	3710
3713	16,598,489	3713	16,598,488.60	3713
3714	14,821,570	3714	14,821,569.89	3714
3715	8,225,301	3715	8,225,301.23	3715
3717	16,695,601	3717	16,695,600.74	3717
3718	10,069,458	3718	10,069,458.37	3718
3719	9,607,923	3719	9,607,922.88	3719
3725	14,062,682	3725	14,062,681.93	3725
3728	11,011,972	3728	11,011,972.11	3728
3729	12,109,318	3729	12,109,318.11	3729
3730	19,192,448	3730	19,192,448.46	3730
3731	6,948,038	3731	6,948,037.91	3731
3732	13,475,821	3732	13,475,821.14	3732
3737	10,292,219	3737	10,292,219.06	3737
3738	10,136,967	3738	10,136,966.71	3738
3739	9,979,571	3739	9,979,570.96	3739
3742	12,174,257	3742	12,174,256.88	3742
3743	7,999,174	3743	7,999,173.63	3743
3746	9,197,000	3746	9,196,999.94	3746
3747	9,392,861	3747	9,392,861.38	3747
3749	8,406,587	3749	8,406,586.52	3749
3751	6,880,293	3751	6,880,293.06	3751
3753	6,742,673	3753	6,742,672.85	3753
3754	10,396,696	3754	10,396,695.90	3754
3755	10,797,001	3755	10,797,001.30	3755
3757	10,934,499	3757	10,934,499.45	3757
3759	7,144,753	3759	7,144,752.66	3759
3760	11,618,440	3760	11,618,440.22	3760
3761	7,069,904	3761	7,069,903.72	3761
3762	6,953,531	3762	6,953,530.89	3762
3763	11,306,705	3763	11,306,705.27	3763
3764	9,612,498	3764	9,612,498.00	3764
3765	7,053,476	3765	7,053,476.43	3765
3766	11,138,930	3766	11,138,929.54	3766
3767	7,139,954	3767	7,139,953.92	3767
3769	11,548,382	3769	11,548,382.38	3769
3770	12,323,403	3770	12,323,402.54	3770
3772	15,745,412	3772	15,745,411.75	3772
3773	8,132,906	3773	8,132,905.67	3773
7000	15,266,995	7000	15,266,994.87	7000
7001	12,423,322	7001	12,423,322.43	7001
7002	6,256,748	7002	6,256,748.27	7002
7004	18,899,365	7004	18,899,364.69	7004
7006	17,379,268	7006	17,379,268.24	7006
7012	38,164,493	7012	38,164,493.32	7012
Grand Total	1,476,267,087	Grand Total	1,476,267,086.53 ET 3	

Dec(11/30/14)

Project Spend as of 11/29/2014, Cash Payments in December									
Canada Co & Property Co		Property Co							
Location	Life to Date ("LTD") Total RP Spend	Cash Payment Summary			Contract Payment Summary			**Cash Due from/to Property Co**	
		Prior Month LTD Cash Paid	Cash Paid in Current Month	LTD Cash Paid	Prior Month LTD Contractor Pmts	Contractor Pmts in Current Month	LTD Contractor Payments		
T3505	8,076,132.79	ETA	(2,309,394.24)	133,280.77	(2,176,113.47)	(3,900,019.32)	-	(3,900,019.32)	-
T3507	10,473,408.02		(9,523,826.90)	(14,970.08)	(9,538,796.98)	(934,611.04)	-	(934,611.04)	(0.00)
T3508	8,154,744.58		(8,089,945.56)	(881.50)	(8,090,827.06)	(63,917.52)	-	(63,917.52)	(0.00)
T3509	6,812,976.25		(6,472,718.93)	(966.82)	(6,473,685.75)	(339,290.50)	-	(339,290.50)	-
T3510	10,568,106.60		(10,368,903.20)	(0.00)	(10,368,903.20)	(199,203.40)	-	(199,203.40)	0.00
T3511	7,683,795.70		(5,810,376.52)	(4,390.95)	(5,814,767.47)	(1,869,028.23)	-	(1,869,028.23)	-
T3512	12,979,436.53		(12,057,131.69)	(320.42)	(12,057,452.11)	(921,984.42)	-	(921,984.42)	-
T3516	11,607,664.17		(6,679,254.39)	-	(6,679,254.39)	(5,288,991.91)	-	(5,288,991.91)	(360,582.13)
T3519	8,243,719.06		(7,979,424.75)	(363.43)	(7,979,788.18)	(263,930.88)	-	(263,930.88)	-
T3522	8,269,416.42		(5,877,088.12)	0.00	(5,877,088.12)	(2,392,328.30)	-	(2,392,328.30)	-
T3524	8,504,303.95		(7,457,018.55)	(763.31)	(7,457,781.86)	(1,046,522.09)	-	(1,046,522.09)	-
T3530	10,716,103.39		(8,248,273.25)	(766.33)	(8,249,039.58)	(2,545,180.53)	-	(2,545,180.53)	(78,116.72)
T3533	9,331,545.32		(8,680,265.46)	(5,161.69)	(8,685,427.14)	(646,118.18)	-	(646,118.18)	-
T3534	14,260,031.48		-	-	-	-	-	-	14,260,031.48
T3538	9,259,750.83		(8,781,755.13)	(14,954.46)	(8,796,709.60)	(463,041.23)	-	(463,041.23)	0.00
T3547	12,006,905.26		(8,633,666.50)	(700.28)	(8,634,366.78)	(3,372,538.48)	-	(3,372,538.48)	-
T3548	22,061,506.00		(17,212,334.59)	-	(17,212,334.59)	(4,849,171.41)	-	(4,849,171.41)	-
T3550	8,216,881.80		(3,669,063.82)	-	(3,669,063.82)	(4,547,817.98)	-	(4,547,817.98)	-
T3552	13,157,208.86		(6,465,815.50)	346.10	(6,465,469.40)	(6,691,739.46)	-	(6,691,739.46)	-
T3557	8,005,711.92		(7,650,209.32)	(754.43)	(7,650,963.76)	(354,748.16)	-	(354,748.16)	-
T3559	12,392,086.29		(9,833,197.33)	(75.78)	(9,833,273.11)	(2,558,813.18)	-	(2,558,813.18)	-
T3560	7,922,621.41		(7,846,593.24)	(7,360.22)	(7,853,953.46)	(68,667.95)	-	(68,667.95)	0.00
T3561	25,791,282.82		(21,828,263.53)	-	(21,828,263.53)	(4,844,239.36)	-	(4,844,239.36)	(881,220.07)
T3564	9,685,047.79		(7,786,342.59)	-	(7,786,342.59)	(2,364,992.04)	-	(2,364,992.04)	(466,286.84)
T3565	7,731,312.20		(7,692,073.84)	(7,360.21)	(7,699,434.05)	(31,878.15)	-	(31,878.15)	0.00
T3566	6,884,954.37		(3,846,073.65)	-	(3,846,073.65)	(3,038,880.72)	-	(3,038,880.72)	-
T7012	48,921,279.75		-	-	-	(5,308,261.70)	-	(5,308,261.70)	43,613,018.05
T3572	7,363,211.55		(7,202,194.64)	(14,958.99)	(7,217,153.63)	(146,057.92)	-	(146,057.92)	-
T3574	10,537,460.14		(7,637,506.63)	(11,273.78)	(7,648,780.41)	(2,888,679.73)	-	(2,888,679.73)	-
T3575	11,337,902.11		(6,558,946.27)	-	(6,558,946.27)	(4,778,955.84)	-	(4,778,955.84)	-
T3576	7,549,967.72		(4,008,607.27)	(1,718.70)	(4,010,325.96)	(3,539,641.76)	-	(3,539,641.76)	-
T3577	14,070,638.82		(11,152,138.18)	(12,017.84)	(11,164,156.01)	(2,906,482.81)	-	(2,906,482.81)	-
T3586	15,485,977.26		(7,800,298.68)	(50.71)	(7,800,349.40)	(7,956,771.77)	-	(7,956,771.77)	(271,143.91)
T3590	13,995,870.64		(7,657,651.44)	(7,052.31)	(7,664,703.75)	(7,800,097.17)	-	(7,800,097.17)	(1,468,930.28)
T3591	11,803,360.47		(10,580,234.76)	(7,360.21)	(10,587,594.97)	(1,215,765.50)	-	(1,215,765.50)	-
T3592	7,485,973.65		(5,265,852.15)	(809.44)	(5,266,661.59)	(2,219,312.06)	-	(2,219,312.06)	-
T3595	17,484,121.08		(5,439,663.35)	-	(5,439,663.35)	(12,044,457.73)	-	(12,044,457.73)	-
T3608	7,773,237.89		(7,743,149.82)	(520.97)	(7,743,670.79)	(29,567.10)	-	(29,567.10)	(0.00)
T3609	10,298,813.15		(10,298,813.15)	-	(10,298,813.15)	(202,246.11)	-	(202,246.11)	(202,246.11)
T3610	16,314,270.43		(8,758,304.77)	(4,309.86)	(8,762,614.63)	(8,114,748.35)	-	(8,114,748.35)	(563,091.55)
T3613	7,116,396.46		(3,800,606.66)	(4,505.48)	(3,805,112.14)	(3,807,638.99)	-	(3,807,638.99)	(496,354.67)
T3614	9,380,157.78		(6,492,021.37)	(1,386.21)	(6,493,407.57)	(2,886,750.21)	-	(2,886,750.21)	-
T3615	9,683,426.90		(9,408,817.86)	(470.50)	(9,409,288.36)	(274,138.54)	-	(274,138.54)	(0.00)
T3616	7,273,431.93		(6,317,353.19)	(15,149.74)	(6,332,502.93)	(984,432.15)	-	(984,432.15)	(43,503.15)
T3617	15,385,611.72		(8,082,779.03)	-	(8,082,779.03)	(8,058,087.26)	-	(8,058,087.26)	(755,254.57)
T3623	19,688,957.15		(14,975,497.60)	(1,148.03)	(14,976,645.63)	(4,712,311.52)	-	(4,712,311.52)	-
T3624	10,973,618.10		(10,521,339.98)	(22,823.62)	(10,544,163.61)	(429,454.49)	-	(429,454.49)	-
T3628	13,456,370.85		(8,382,665.36)	-	(8,382,665.36)	(5,073,705.49)	-	(5,073,705.49)	-
T3630	9,131,113.80		(8,578,511.10)	(324.98)	(8,578,836.08)	(731,074.57)	-	(731,074.57)	(178,796.85)
T3634	9,328,378.88		(6,070,323.81)	(4,620.93)	(6,074,944.74)	(3,253,434.14)	-	(3,253,434.14)	-
T3636	15,540,766.11		(14,506,363.90)	(11,382.68)	(14,517,746.58)	(1,027,315.53)	-	(1,027,315.53)	(4,296.00)
T3637	7,456,553.73		(3,674,106.14)	-	(3,674,106.14)	(4,347,358.41)	-	(4,347,358.41)	(564,910.82)
T3639	8,987,427.78		(7,999,961.32)	(15,784.33)	(8,015,745.65)	(971,682.13)	-	(971,682.13)	-
T3642	6,946,793.26		(6,598,326.18)	(635.29)	(6,598,961.46)	(347,831.80)	-	(347,831.80)	-
T3644	11,133,887.24		(10,382,745.90)	(11,649.93)	(10,394,395.83)	(739,491.41)	-	(739,491.41)	-
T3645	9,062,048.65		(8,502,298.95)	(826.35)	(8,503,125.29)	(558,923.36)	-	(558,923.36)	-
T3646	15,296,135.02		(4,422,115.07)	(1,800.00)	(4,423,915.07)	(11,329,048.37)	(91,983.16)	(11,421,041.53)	(546,828.42)
T3647	14,669,031.09		(9,904,214.21)	(1,716.82)	(9,905,931.02)	(4,763,100.07)	-	(4,763,100.07)	-
T3648	18,323,361.74		(17,216,318.15)	(27,305.59)	(17,243,623.74)	(1,699,771.18)	-	(1,699,771.18)	(620,033.18)
T3650	11,188,443.01		(9,917,959.32)	-	(9,917,959.32)	(1,328,367.14)	-	(1,328,367.14)	(57,883.45)
T3652	8,090,081.75		(5,407,084.11)	(247.47)	(5,407,331.58)	(2,682,750.17)	-	(2,682,750.17)	-
T3655	10,823,665.31		(8,365,846.38)	-	(8,365,846.38)	(2,457,818.93)	-	(2,457,818.93)	-
T3657	8,033,037.86		(6,248,814.34)	(244.48)	(6,249,058.82)	(1,783,979.04)	-	(1,783,979.04)	-
T3658	11,466,550.29		(2,631,756.28)	(23,063.40)	(2,654,819.69)	(8,811,730.60)	-	(8,811,730.60)	-
T3663	13,440,097.82		(5,710,499.93)	-	(5,710,499.93)	(7,816,094.81)	-	(7,816,094.81)	(86,496.92)
T3665	8,533,958.14		(8,280,041.52)	(310.66)	(8,280,352.18)	(253,605.96)	-	(253,605.96)	-
T3666	15,437,174.24		(12,741,048.70)	-	(12,741,048.70)	(2,696,125.54)	-	(2,696,125.54)	-
T1667	937,123.63		-	-	-	-	-	-	937,123.63
T3668	10,536,358.21		(9,600,921.21)	(7,380.16)	(9,608,301.37)	(1,226,798.73)	-	(1,226,798.73)	(298,721.89)
T3669	22,373,935.93		(7,143,404.79)	(8,284.75)	(7,151,689.54)	(17,302,356.05)	(756,046.94)	(18,058,403.00)	(2,080,109.67)
T3670	8,291,808.35		(7,464,536.79)	(250.68)	(7,464,787.47)	(1,033,907.96)	-	(1,033,907.96)	(206,887.08)
T3671	11,474,123.06		(10,436,698.14)	(177.64)	(10,438,875.78)	(1,068,526.08)	-	(1,068,526.08)	(31,278.80)
T3672	12,791,678.52		(8,265,335.60)	-	(8,265,335.60)	(4,526,342.92)	-	(4,526,342.92)	-
T3677	13,297,461.37		(11,935,931.73)	(365.59)	(11,936,297.32)	(1,361,164.05)	-	(1,361,164.05)	-
T3682	10,014,321.56		(9,356,408.04)	(15,173.33)	(9,371,581.38)	(671,136.82)	-	(671,136.82)	(28,396.64)
T3688	8,261,356.88		(8,168,929.84)	(380.36)	(8,169,310.20)	(92,046.68)	-	(92,046.68)	(0.00)
T3690	7,606,205.09		(6,757,641.99)	(486.77)	(6,758,128.76)	(1,149,358.52)	-	(1,149,358.52)	(301,282.19)
T3693	7,458,768.83		(5,783,602.04)	(495.02)	(5,784,097.06)	(1,674,671.77)	-	(1,674,671.77)	-
T3694	14,835,422.88		(13,739,926.80)	(11,275.84)	(13,751,202.64)	(1,084,220.04)	-	(1,084,220.04)	-
T3695	6,879,359.54		(4,643,077.31)	-	(4,643,077.31)	(2,356,460.51)	-	(2,356,460.51)	(120,178.28)
T3696	12,677,209.05		(6,924,507.19)	(6,513.40)	(6,931,020.59)	(6,279,251.65)	-	(6,279,251.65)	(533,063.19)
T3697	11,648,635.14		(8,751,602.41)	(817.78)	(8,752,420.19)	(2,888,802.02)	-	(2,888,802.02)	7,412.93
T3698	10,718,416.54		(10,400,078.35)	(16,716.20)	(10,416,794.55)	(301,621.99)	-	(301,621.99)	-
T3699	9,700,311.19		(4,801,812.67)	-	(4,801,812.67)	(4,898,498.52)	-	(4,898,498.52)	-
T3702	12,711,985.97		(7,484,352.85)	(8,677.15)	(7,493,030.00)	(5,218,955.97)	-	(5,218,955.97)	-
T3704	11,377,858.63		(4,844,293.25)	(1,447.43)	(4,845,740.67)	(6,532,117.96)	-	(6,532,117.96)	-
T3705	9,439,071.25		(6,060,254.41)	(1,924.62)	(6,062,179.03)	(3,376,892.22)	-	(3,376,892.22)	-
T3706	9,291,650.91		(9,150,027.55)	(1,207.61)	(9,151,235.16)	(140,415.75)	-	(140,415.75)	-
T3707	694,662.94		(694,662.94)	-	(694,662.94)	-	-	-	0.00
T3708	7,117,824.21		(6,890,669.13)	(22,528.68)	(6,913,197.81)	(204,626.40)	-	(204,626.40)	-
T3709	9,423,766.93		(5,855,949.42)	(11,028.76)	(5,866,978.17)	(4,199,166.88)	-	(4,199,166.88)	(642,378.12)
T3710	8,244,689.38		(7,181,432.07)	(234.18)	(7,181,666.25)	(1,063,023.13)	-	(1,063,023.13)	-
T3711	197,927.47		(197,927.47)	-	(197,927.47)	-	-	-	-
T3713	16,194,788.87		(6,304,897.40)	(24,234.13)	(6,329,131.53)	(10,415,322.16)	(8,738.71)	(10,424,060.87)	(559,664.82)
T3714	14,640,571.39		(13,923,936.45)	(14,955.95)	(13,938,892.40)	(1,197,574.40)	-	(1,197,574.40)	(495,895.41)
T3715									

T3719	9,698,119.13	(7,634,492.67)	(2,014.96)	(7,636,507.63)	(2,061,611.50)	-	(2,061,611.50)	-
T3725	14,181,558.02	(9,727,244.20)	(8,445.91)	(9,735,690.10)	(4,445,867.92)	-	(4,445,867.92)	-
T3728	11,128,348.54	(6,920,929.26)	(15,421.50)	(8,936,350.76)	(2,191,997.78)	-	(2,191,997.78)	-
T3729	12,244,459.78	(12,237,099.57)	(7,360.21)	(12,244,459.78)	-	-	-	-
T3730	19,310,831.68	(7,742,041.27)	516,066.55	(7,225,974.72)	(12,447,997.20)	-	(12,447,997.20)	(363,140.24)
T3731	7,066,913.96	(5,884,489.97)	(247.47)	(5,884,737.44)	(1,182,176.52)	-	(1,182,176.52)	-
T3732	12,425,917.33	(8,793,604.61)	-	(8,793,604.61)	(4,052,785.60)	-	(4,052,785.60)	(420,472.88)
T3737	10,385,715.39	(8,145,593.22)	(14,720.41)	(8,160,313.62)	(2,251,595.79)	-	(2,251,595.79)	(26,194.02)
T3738	10,255,762.47	(9,848,745.98)	(6,252.88)	(9,854,998.87)	(400,763.60)	-	(400,763.60)	-
T3739	10,105,155.84	(6,310,327.23)	5,313.15	(6,305,014.08)	(3,800,141.76)	-	(3,800,141.76)	-
T3742	12,360,653.74	(12,010,129.61)	(21,447.74)	(12,031,577.35)	(513,046.66)	-	(513,046.66)	(183,970.27)
T3743	8,118,131.34	(4,371,986.85)	(10,355.01)	(4,382,341.86)	(3,735,789.48)	-	(3,735,789.48)	-
T3744	9,656,135.79	-	-	-	-	-	-	9,656,135.79
T3746	9,315,876.03	(5,448,130.32)	(453.29)	(5,448,583.61)	(3,849,493.96)	-	(3,849,493.96)	17,798.46
T3747	9,511,244.62	(7,056,158.13)	0.00	(7,056,158.13)	(2,548,660.81)	-	(2,548,660.81)	(93,574.32)
T3749	8,523,157.33	(8,498,963.53)	(93.57)	(8,499,057.10)	(24,100.23)	-	(24,100.23)	0.00
T3751	7,226,532.37	(7,098,651.33)	-	(7,098,651.33)	(127,881.04)	-	(127,881.04)	-
T3753	6,855,215.70	(6,759,257.88)	(0.00)	(6,759,257.88)	(95,957.82)	-	(95,957.82)	0.00
T3754	10,513,072.32	(8,541,949.82)	(14,960.24)	(8,556,910.06)	(1,956,562.26)	-	(1,956,562.26)	-
T3755	10,915,877.36	(6,946,095.10)	(1,810.21)	(6,947,905.32)	(3,967,972.04)	-	(3,967,972.04)	-
T3757	11,052,882.63	(6,663,830.78)	(8,239.35)	(6,672,070.13)	(4,380,812.50)	-	(4,380,812.50)	-
T3759	7,276,189.86	(7,261,469.46)	(14,720.40)	(7,276,189.86)	-	-	-	-
T3760	11,677,775.43	(11,543,059.63)	(1,100.92)	(11,544,160.56)	(133,614.87)	-	(133,614.87)	(0.00)
T3761	7,182,723.71	(6,808,362.50)	(277.16)	(6,808,639.66)	(374,084.05)	-	(374,084.05)	-
T3762	7,096,250.16	(6,871,374.71)	(176.41)	(6,871,551.12)	(194,699.04)	-	(194,699.04)	-
T3763	11,396,638.96	(10,562,969.74)	(11,380.00)	(10,574,349.74)	(822,289.22)	-	(822,289.22)	-
T3764	9,731,374.05	(6,326,624.16)	-	(6,326,624.16)	(3,935,967.58)	-	(3,935,967.58)	(531,217.69)
T3765	7,172,352.49	(5,090,200.87)	-	(5,090,200.87)	(2,082,151.62)	-	(2,082,151.62)	-
T3766	11,255,068.89	(7,743,533.98)	(11,570.50)	(7,755,113.49)	(3,499,955.40)	-	(3,499,955.40)	-
T3767	7,270,961.12	(7,256,240.72)	(14,720.40)	(7,270,961.12)	(414,321.91)	-	(414,321.91)	(414,321.91)
T3769	11,667,258.50	(6,592,345.86)	(352.46)	(6,592,698.32)	(5,217,819.04)	-	(5,217,819.04)	(143,258.86)
T3770	12,375,266.35	(12,006,419.09)	(11,276.43)	(12,017,695.52)	(1,153,011.02)	-	(1,153,011.02)	(795,440.19)
T3772	15,823,048.86	(12,523,126.39)	(11,287.21)	(12,534,413.60)	(3,288,635.26)	-	(3,288,635.26)	-
T3773	8,256,591.88	(7,619,409.94)	(7,360.24)	(7,626,770.18)	(629,821.70)	-	(629,821.70)	-
T7000	13,902,441.06	(7,743,444.46)	-	(7,743,444.46)	(6,158,996.60)	-	(6,158,996.60)	-
T7001	12,539,698.88	(10,387,242.28)	(309.14)	(10,387,551.42)	(2,152,147.46)	-	(2,152,147.46)	-
T7002	30,655,404.56	(27,492,524.15)	-	(27,492,524.15)	(3,676,030.56)	-	(3,676,030.56)	(513,150.15)
T7003	16,687.69	-	-	-	-	-	-	16,687.69
T7004	25,096,946.76	(15,020,101.69)	(4,793.49)	(15,024,895.18)	(10,574,885.32)	-	(10,574,885.32)	(502,833.74)
T7005	4,827.50	-	-	-	-	-	-	4,827.50
T7006	25,871,654.51	(14,127,270.75)	(61,322.25)	(14,188,593.00)	(11,683,061.51)	(841,077.28)	(12,524,138.79)	-
T7007	-	-	-	-	-	-	-	-
T7008	135,808.14	-	-	-	-	-	-	135,808.14
T7009	-	-	-	-	-	-	-	-
T7010	386.16	-	-	-	-	-	-	386.16
T7011	-	-	-	-	-	-	-	-
T3769	45,656.55	(45,656.55)	-	(45,656.55)	-	-	-	-
TOTALS	1,553,709,542.33	(1,100,773,484.68)	(54,177.12)	(1,100,827,661.80)	(401,185,240.24)	(1,697,856.09)	(402,883,096.33)	51,687,640.29
	1,528,689,541.85	-	-	1,100,827,661.80	(401,185,240.24)	-	-	(16,936,378.15)
	1,094,833.32	-	-	-	-	-	-	44,707,851.17
	23,916,167.27	-	-	-	-	-	-	23,916,167.27

SCHEDULE B.2
GST RULING – TERMINATION PAYMENT

Excise and GST/HST Rulings
Directorate
Place de Ville, Tower A, 15th floor
320 Queen Street
Ottawa ON K1A 0L5

Ernst & Young LLP
Ernst & Young Tower
222 Bay Street, P.O. Box 251
Toronto ON M5K 1J7

Case Number: 168201

Attention: [Redacted]

Dear [Redacted]

Subject: GST/HST RULING
GST/HST Treatment of a lease termination payment

Thank you for your letter of February 23, 2015, concerning the application of the Goods and Services Tax (GST)/Harmonized Sales Tax (HST) to the GST/HST treatment of a lease termination payment.

The HST applies in the participating provinces at the following rates: 13% in Ontario, New Brunswick and Newfoundland and Labrador, 14% in Prince Edward Island and 15% in Nova Scotia. The GST applies in the rest of Canada at the rate of 5%.

All legislative references are to the *Excise Tax Act* (ETA) unless otherwise specified.

You provided for our examination a copy of:

- The Master Agreement between Target Canada Property LP (Target LP) and Target Canada Company (Target Canada), effective February 4, 2013, labelled Appendix D.
- A Sublease agreement dated April 8, 2013, between Target Canada and Target LP for property at the Hillcrest Mall, Richmond Hill, ON, reference T3666 and labelled Appendix C.
- A Leaseback agreement for the property at the Hillcrest Mall, Richmond Hill, ON, effective September 17, 2013, between Target Canada and Target LP reference T3666 and labelled Appendix E. This sample Leaseback agreement is understood to be representative in all material aspects of all of the Leasebacks entered into between Target Canada and Target LP.
- The Assignment and Assumption Agreement, between Target LP and Target Canada Property LLP (Target LLP), effective January 9, 2014, labelled Appendix B.

- The Assignment and Assumption Agreement, between Property LLC and Target LP, effective January 9, 2014, labelled Appendix A.

STATEMENT OF FACTS

Our understanding of the facts is as follows:

1. Target Corporation (Target US) is a publicly held company formed under and governed by the laws of the state of Minnesota and is resident in the United States for US federal income tax purposes.
2. Target Canada is a Canadian unlimited liability corporation formed in and governed by the laws of Nova Scotia and is registered for GST/HST purposes.
3. Target Canada has entered into lease agreements with third party landlords to lease certain properties in Canada where Target Canada has carried on retail business operations in Canada.
4. On January 15, 2013, Target LP, a limited partnership governed by the laws of the Province of Ontario was created. Target LP is registered for GST/HST purposes.
5. Target Canada and Target LP are ultimately owned by Target US. No GST/HST related party elections have been filed. The parties charge and collect the GST/HST on intercompany supplies made between them.
6. Beginning February 4, 2013, Target Canada and Target LP entered into agreements under which Target Canada agreed to sublease certain properties to Target LP (Subleases). Target LP agreed to make improvements to the properties and then lease the same properties back (Leasebacks) to Target Canada. The supplies made under the Subleases and Leasebacks are taxable (other than zero-rated) supplies made in Canada.
7. Effective February 4, 2013, Target Canada and Target LP entered into an agreement (the Master Agreement), which provided for various payments between the parties in respect of the Subleases and Leasebacks.
8. On October 7, 2013, Property LLC was formed. Property LLC is a limited liability company formed under and governed by the laws of the state of Minnesota. Property LLC is not resident in Canada for purposes of the *Income Tax Act*.
9. Property LLC is registered for GST/HST purposes. Property LLC is ultimately owned by Target US. Property LLC has not filed any GST/HST related party elections with Target Canada. The parties charge and collect the GST/HST on intercompany supplies made between them.

10. On January 9, 2014, all leasehold interests (Subleases and Leasebacks) were assigned by Target LP to Property LLC for consideration which you state represented the fair market value of the Subleases and Leasebacks, plus the applicable GST/HST. All rights and interests under the Master Agreement were assigned to Property LLC, which assumed all of the obligations under the Master Agreement.
11. On January 15, 2015, Target Canada, Property LP and Property LLC and certain other affiliates obtained an order from the Ontario Superior Court of Justice for creditor protection under the *Companies' Creditors Arrangement Act*.
12. Pursuant to a Mutual Termination Agreement of February 25, 2015, Target Canada, Target LP and Property LLC mutually terminated the Leasebacks, the Subleases, and the Master Agreement.
13. The payment obligation resulting from the termination of the Sublease or Leaseback for particular premises (Termination Payment) is described in sections 2.7 and 2.8 of the Master Agreement. In the Master Agreement, Target LP is referred to as "Can Prop Co".

2.7 Early Termination – Additional Improvements

If, at any time, Target Canada has requested additional Real Property Improvements in respect of particular premises that have previously been subleased pursuant to a Sublease [or Leaseback], Can Prop Co may request the negotiation of new Sublease [or Leaseback] before the commencement of any additional Real Property Improvements. If the new Sublease [or Leaseback] is not agreed to within 90 days of Can Prop Co receiving a written request for additional Real Property Improvements, Target Canada may terminate the Sublease [or Leaseback] ("Early Termination") related only to those specific premises. If Target Canada decides to terminate the Sublease [or Leaseback] for particular premises, then Target Canada shall pay to Can Prop Co a payment ("Termination Payment") calculated as:

an amount equal to the present value (using a 7% discount rate) of the total remaining payments of Rent, as defined in Section 3(ii) of the Sublease, which were to be paid for the remainder of the Term as defined in 2(ii) of the Sublease plus the anticipated value of the remaining Sublease term to Can Prop Co.

The termination Payment shall be due within 60 days after the effective date of the Early Termination.

2.8 Early Termination – Other Terminations

If the Term of a Sublease ends before the date specified in Section 2(ii) thereof (for example, because a Master Lease is not extended or renewed) and a new Sublease is not renegotiated within 90 days in accordance with Section 2.7 of this Agreement, then this shall also constitute an Early Termination and a Termination

Payment as defined in Section 2.7 above shall be due within 60 days of such Early Termination.

14. As a consequence of the assignment of leasehold interests to Property LLC by Target LP, Target Canada shall make a payment to Property LLC in the event of Early Termination or cancellation of the Leaseback. The post-amble of Section 3 of the Leaseback Agreement states: In addition and if applicable, Canada Co. (Target Canada) hereby agrees to pay Canada Property (Property LP) additional rent in an amount agreed to in writing by the parties for unpaid rent and Real Property Improvements costs not recovered if the term of this Agreement ends before April 7, 2038.
15. Under the Leaseback Agreement, mutual termination of the Leaseback will occur before September 16, 2033, which is the expiry date specified in Section 2(ii) of the Sublease (Leaseback) agreement. This constitutes an "Early Termination" for purposes sections 2.7 and 2.8 of the Master Agreement.

RULING REQUESTED

You are requesting confirmation that if, as a result of the Mutual Termination of the Leaseback a Termination Payment or a portion of the Termination Payment is ultimately paid by Target Canada to Property LLC, subsection 182(1) of the ETA will apply and tax will be deemed to have been paid by Target Canada and collected by Property LLC in an amount determined by the formula described in subsection 182(1) as a proportion of the amount that is paid (and, in the event of a partial payment not as a proportion of the entire Termination Payment that may be payable) at (and not before) the time the amount is paid. Also, you request confirmation that GST/HST will not otherwise be exigible as a result of a Termination Payment having become payable.

RULING GIVEN

Where, as a result of the Mutual Termination of the Leaseback a Termination Payment or a portion of the Termination Payment is ultimately paid by Target Canada to Property LLC, subsection 182(1) of the ETA will apply and tax will be deemed to have been paid by Target Canada and collected by Property LLC in an amount determined by the formula described in subsection 182(1) as a proportion of the amount that is paid (and, in the event of a partial payment not as a proportion of the entire Termination Payment that may be payable) at (and not before) the time the amount is paid. Based on the facts, GST/HST will not otherwise be exigible as a result of a Termination Payment having become payable.

In accordance with the qualifications and guidelines set out in GST/HST Memorandum 1.4, *Excise and GST/HST Rulings and Interpretations Service*, the Canada Revenue Agency (CRA) is bound by the ruling given in this letter provided that: none of the issues discussed in the ruling are currently under audit, objection, or appeal; no future changes to the ETA, regulations or the CRA's interpretative policy affect its validity; and all relevant facts and transactions have been fully and accurately disclosed.

EXPLANATION

Generally, subsection 182(1) applies where, at any time, as a consequence of the breach, modification or termination of an agreement for the making of a taxable (other than zero-rated) supply of property or a service in Canada by a registrant to a person, an amount is paid or forfeited to the registrant otherwise than as consideration for the supply. Where subsection 182(1) applies, the person is deemed to have paid, at the time the amount is paid or forfeited, an amount of consideration for the supply determined by the formula set out in the provision based on the tax rate that was payable in respect of the supply. In addition, the registrant is deemed to have collected, and the person is deemed to have paid, at that time, all tax at the applicable rate in respect of the supply calculated on the deemed amount of consideration.

Based on the facts, subsection 182(1) will apply to a Termination Payment paid by Target Canada to Property LLC as described in the facts. In particular, Target Canada and Property LLC, both GST/HST registrants, entered into Leasebacks, pursuant to which Property LLC made taxable (other than zero-rated) supplies in Canada to Target Canada. Furthermore, the Termination Payment occurs as a consequence of the termination of the Leasebacks and is paid to Property LLC otherwise than as consideration for the supplies made pursuant to the Leasebacks.

As a result, if a Termination Payment or a portion of the Termination Payment is paid by Target Canada to Property LLC, subsection 182(1) will deem Target Canada to have paid, at that time, an amount of consideration for the supplies determined by the formula set out in that provision as a proportion of the amount of the Termination Payment that is paid. Furthermore, Property LLC will be deemed to have collected, and Target Canada will be deemed to have paid, at that time, all tax at the applicable rate in respect of the supplies calculated on the deemed amount of consideration.

If you require clarification with respect to any of the issues discussed in this letter, please call me directly at [REDACTED]. Should you have additional questions on the interpretation and application of GST/HST, please contact a GST/HST Rulings officer at 1-800-959-8287.

Yours truly,

[REDACTED]

Manager
Goods Unit
General Operations and Border Issues Division
Excise and GST/HST Rulings Directorate

SCHEDULE "C"

CLAIM AGAINST TARGET CANADA CO.

(POST FILING ACCOUNTS RECEIVABLE)

<u>Description of Indebtedness</u>	<u>Amount</u>
Base Rent - Leaseback Accrued Rent: Indebtedness owing by Target Canada Co. ("TCC") to Target Canada property LLC ("PropCo") as of February 24, 2015 on account of accrued rent payable pursuant to the Leasebacks (as defined below).	\$10,737,732.36 + applicable sales, goods and services and harmonized sales taxes
Mark-Up Rent - Leaseback Accrued Rent: Indebtedness owing by TCC to PropCo as of February 24, 2015 on account of accrued rent payable pursuant to the Leasebacks (as defined below).	\$22,828,126.50 + applicable sales, goods and services and harmonized sales taxes
	\$8,636,586.83
GST/HST Payment: Indebtedness owing by TCC to PropCo as of February 24, 2015 on account of a payment made by PropCo for federal goods and services and harmonized sales tax under the <i>Excise Tax Act</i> (Canada) ("GST") payable but not collected on accrued Leaseback Rent (as defined below) owing by TCC.	\$1,448,727.57
QST Payment: Indebtedness owing by TCC to PropCo as of February 24, 2015 on account of a payment made by PropCo for goods and services and Quebec sales tax under <i>An Act respecting the Quebec Sales Tax</i> (Quebec) ("QST") payable but not collected on accrued Leaseback Rent (as defined below) owing by TCC.	(\$5,470,262.30) + applicable sales, goods and services and harmonized sales taxes
Less: Accrued Sublease Rent – Indebtedness owing by PropCo to TCC as of February 25, 2015 on account of accrued rent payable pursuant to the Subleases (as defined below)	(\$683,509.17)
GST/HST Payment: Indebtedness owing by PropCo to TCC as of February 24, 2015 on account of a payment made by TCC GST payable but not collected on accrued Sublease Rent (as defined below) owing by PropCo.	(\$149,849.84)
QST Payment: Indebtedness owing by PropCo to TCC	

Description of Indebtedness

Amount

as of February 24, 2015 on account of a payment made by TCC for QST payable but not collected on accrued Sublease Rent (as defined below) owing by PropCo.

Contingent claims by PropCo against TCC arising out of or relating to Post Filing Account Receivable Claims asserted by one or more Persons against one or more of the Target Canada Entities

Unknown

TOTAL INDEBTEDNESS

\$ 37,347,551.5+

Terms used but not defined herein shall have the meanings ascribed thereto in the Claims procedure order issued by the Ontario Superior Court of Justice (Commercial List) dated June 11, 2015 issued in these proceedings under the *Companies' Creditors Arrangement Act* (Court File No. CV-15-10832-00CL) (as amended, restated, supplemented and/or modified from time to time.

DETAILS OF CLAIM

Each of the claims detailed in this Schedule "C" relate to the period from and after the Filing Date, which amount is not subject to compromise and is payable at 100 cent dollars.

The amounts claimed in this Proof of Claim are derived from general ledger accounts that have been maintained by Target Corporation, a United States public company, for and on behalf of the Target Canada Entities, in accordance with United States generally accepted accounting principles (US GAAP). The Target Canada Entities were wholly-owned and consolidated subsidiaries of Target Corporation until January 14, 2015.

Delivered concurrently with this Proof of Claim is a separate binder of materials labelled Annex "A". The materials in Annex A provide detailed information from general ledger accounts, bank statements, and other sources to prove costs incurred on account of the "RPI" under the "Leasebacks" as recorded in the general ledger, and further supports the determination of all "Leaseback Rent" amounts as set out in this Schedule (as these terms are defined below).

PropCo has concurrently delivered an electronic copy of this Proof of Claim and related schedules to the Monitor for ease of reference. To the extent that the Monitor requires any additional information or documentation in connection with this Proof of Claim, PropCo would be pleased to work with the Monitor to address any such requests.

Amounts Payable to PropCo

Leaseback Accrued Rent

1. TCC was tenant under certain master leases (each, a “Master Lease”) with third party landlords. The Master Leases are identified in Schedule A.1. We understand the Monitor has or has access to copies of all Master Leases.
2. TCC entered into a sublease/leaseback arrangement with Target Canada Property LP (“PropLP”) with respect to each of the leased premises that were the subject of the Master Leases (the “Leased Premises”).
3. The sublease/leaseback arrangement between PropLP and TCC is contained in, among others, the following agreements (collectively, the “Agreements”):
 - (a) Master Agreement effective as of February 4, 2013 between TCC and PropLP (the “Master Agreement”);
 - (b) Subleases from TCC to PropLP for each of the Leased premises (the “Subleases”);
 - (c) Leasebacks from PropLP to TCC for each of the Leased (subleased) Premises (the “Leasebacks”).

All of the Subleases and Leasebacks are substantively identical as to their terms as identified herein. A copy of the Master Agreement, and a sample copy of each of the Subleases and Leasebacks, are attached as Schedule A.2. We understand the Monitor has or has access to copies of all Subleases and Leasebacks.
4. Under the terms of the Master Agreement, PropLP was required to make certain real property improvements to the Leased Premises (the “RPI”).¹³

¹³ Master Agreement section 2.2(b).

5. Under the terms of each Sublease, PropLP is required to pay to TCC monthly rent (“Sublease Rent”) with respect to the applicable Leased Premises determined as follows:

- (i) a base rent amount equal to the base rent payable by TCC for the month for the Leased Premises under the Master Lease; and
- (ii) all common area maintenance and similar costs, percentage rent, and any other additional rent, due and owing for the month by TCC for the Leased Premises under the Master Lease for the month.¹⁴

The Sublease Rent is a Canadian dollar obligation.

6. Under the terms of each Leaseback, TCC is required to pay to PropLP monthly rent (“Leaseback Rent”) with respect to the applicable Leased Premises determined as follows:

- (i) an amount equal to the Sublease Rent for the Leased Premises for the month (“Base Rent”);
- (ii) additional rent (“Mark-Up Rent”) computed as the total cost to PropLP of the RPI made to the Leased Premises multiplied by 12.5% and then divided by 12.¹⁵

The Leaseback Rent is a Canadian dollar obligation.

¹⁴ Subleases section 3.

¹⁵ Leasebacks section 3.

7. PropLP assigned to Target Canada Property LLC (PropCo”) all of PropLP’s rights, and PropCo assumed all of PropLP’s obligations, under the Subleases, the Leasebacks, and the Master Agreement effective January 9, 2014, pursuant to:

(a) an Assignment and Assumption Agreement between PropLP and PropCo with respect to the Master Agreement; and

(b) an Assignment and Assumption Agreement between PropLP and PropCo with respect to the Subleases and Leasebacks.

Copies of the Assignment and Assumption Agreements are attached as Schedule A.3. These assignments and assumptions did not cause PropLP to be released from any obligation under the Master Agreement, the Subleases, or the Leasebacks.

8. After January 9, 2014, TCC and PropCo entered into Sublease/Leaseback agreements with respect to an additional leased premise (additional “Leased Premises”) governed by a master lease with a third party landlord (an additional “Master Lease”). The additional Leased Premises is identified in Schedule A.4. The additional Sublease/Leaseback arrangement is governed by the Master Agreement.

9. The term of the Master Agreement is 30 years.¹⁶

10. Effective February 25, 2015, the Sublease/Leaseback arrangements entered into between PropCo and TCC and PropLP were terminated pursuant to the terms of a Mutual

¹⁶ Master Agreement section 5.1.

Termination Agreement (the "MTA") entered into between these parties on that date. A copy of the MTA is attached as Schedule A.5.

11. Under the terms of the MTA, TCC and PropCo acknowledge that Leaseback Rent for periods ended on the February 25, 2015 effective date of the MTA is payable by TCC to PropCo. An estimate of the liability is provided.
12. Total Leaseback Rent not paid for the period January 15, 2015 to February 25, 2015 is \$33,565,858.86, which amount is net of all applicable sales, goods and services, and harmonized sales taxes. This amount is composed of \$22,828,126.50 of Mark-Up Rent and \$10,737,732.36 of Base Rent. Attached as Schedule C.1 is a summary of the calculation of this amount with associated journal entries and supporting calculations.
13. The 2015 Leaseback Rent remains unpaid.

Remitted GST

14. Propco was required to remit to the Canada Revenue Agency and TCC was required to pay to Propco GST on account of Leaseback Rent that became payable by TCC to Propco during the Propco GST reporting period of February 1 - 28, 2015 (the "February Period"). Payment was required to be made not later than March 31, 2015.
15. In the February Period, there became payable by TCC Leaseback Rent accruing for the period. Total Leaseback Rent for the period is estimated to be \$19,979,678, which estimate is based on actual December, 2014 Leaseback Rent numbers, on the assumption that conditions regarding the Master Leases and rent payable thereunder would not have changed over that time, and no additional RPI was then being incurred. The GST amount payable thereon is \$1,765,957. Attached as Schedule C:2 is an entry summary (with

- supporting calculations on a lease-by-lease basis) (the “Entry Summary”) showing details of the computation of these Leaseback Rent and GST amounts, under column “Feb FY15”.
16. Under the terms of the MTA, TCC and PropCo acknowledge that Leaseback Rent for periods ended prior to the February Periods were payable by TCC to PropCo. An estimate of the liability is provided. As result of acknowledging this liability, TCC became required to pay GST thereon and Propco became required to remit such amounts to the Canada Revenue Agency for the February Period.
 17. Propco was then also required to remit and TCC was obligated to pay GST on account of Leaseback Rent that became payable for the period January 1 – 30, 2015. The Entry Summary (columns “Accrued for Jan (14th)” and “Jan 15-Jan 31”) shows total Leaseback Rent for this period to be \$8,791,058 (accrual for January 1 to 14) plus \$13,586,181 (accrual for the period January 15 to 31). Total GST payable thereon is \$777,021 and \$1,200,851 respectively.
 18. Propco was then also required to remit and TCC was obligated to pay GST on account of Leaseback Rent that became payable for the period December 1 – 31, 2014. The Entry Summary (column “Accrued for Dec”) shows total Leaseback Rent for this period to be \$22,377,239. Total GST payable thereon is \$1,977,872.
 19. Propco was then also required to remit and TCC was obligated to pay GST on account of periods prior to December 1, on account of Leaseback Rent determined to have been payable by TCC as part of a “true up” calculation of Leaseback Rent owing by TCC as determined after that time. These amounts are recorded in the Entry Summary under columns “Full FY13” and “Accrued through Nov 30”. They columns show total GST owing on account of Leaseback Rent for the periods, and total GST paid. The difference,

GST remittable by Propco, is shown in the Entries Required” rows. The total GST amounts owing are recorded as \$1,628,567 and \$1,286,320 respectively.

20. The total GST required to be remitted by Propco and required to be Paid by TCC on account of Leaseback Rent as of the February Period, and payable by Propco, was \$8,636,589 (see Entry Summary “Total Entries” column). On March 30, 2015, Propco made a payment to the Canada Revenue Agency for the February Period on account of this amount. The total payment was \$7,953,076.66. This payment is determined as 8,636,588.83 less an amount of \$683,509.17 on account of an input tax credit claimed by Propco in its GST return for the February Period. See schedule C.3 for supporting documentation with respect to this payment including the applicable Propco GST return for the February Period, the Electronic Payment Form for the payment, and receipt information.
21. Propco has not received or collected from TCC the \$8,636,589 remitted by Propco to the Canada Revenue Agency. This amount is payable to Propco under the *Excise Tax Act* (Canada). In addition, TCC has been unduly enriched by this payment, as TCC is entitled to claim and have paid to it by the Canada Revenue Agency an input tax credit of \$8,636,589, on account of the GST paid on its behalf.

Remitted QST

22. Propco was required to remit to the Agence de Revenue Quebec and TCC was required to pay to Propco QST on account of Leaseback Rent that became payable by TCC to Propco during the Propco QST reporting period of February 1 - 28, 2015 (i.e., the February Period). Payment was required to be made not later than March 31, 2015.

23. In the February Period, there became payable by TCC Leaseback Rent accruing for the period. Total Leaseback Rent for the period is estimated to be \$19,979,678, which estimate is based on actual December, 2014 Leaseback Rent numbers, on the assumption that conditions regarding the Master Leases and rent payable thereunder would not have changed over that time, and no additional RPI was then being incurred. The QST amount payable thereon is \$1,488,728. The Entry Summary shows details of the computation of these Leaseback Rent and QST amounts, under column "Feb FY15".
24. Under the terms of the MTA, TCC and PropCo acknowledge that Leaseback Rent for periods ended prior to the February Periods were payable by TCC to PropCo. An estimate of the liability is provided. As result of acknowledging this liability, TCC became required to pay QST thereon and Propco became required to remit such amounts to the Canada Revenue Agency for the February Period.
25. Propco was then also required to remit and TCC was obligated to pay QST on account of Leaseback Rent that became payable for the period January 1 – 30, 2015. The Entry Summary (columns "Accrued for Jan (14th)" and "Jan 15-Jan 31") shows total Leaseback Rent for this period to be \$8,791,058 (accrual for January 1 to 14) plus \$13,586,181 (accrual for the period January 15 to 31). Total QST payable thereon is \$168,239 plus \$260,006 respectively.
26. Propco was then also required to remit and TCC was obligated to pay QST on account of Leaseback Rent that became payable for the period December 1 – 31, 2014. The Entry Summary (column "Accrued for Dec") shows total Leaseback Rent for this period to be \$22,377,239. Total QST payable thereon is \$428,245.

27. Propco was then also required to remit and TCC was obligated to pay QST on account of periods prior to December 1, on account of Leaseback Rent determined to have been payable by TCC as part of a “true up” calculation of Leaseback Rent owing by TCC as determined after that time. These amounts are recorded in the Entry Summary under columns “Full FY13” and “Accrued through Nov 30”. These columns show total QST owing on account of Leaseback Rent for the periods, and total QST paid. The difference, QST remittable by Propco, is shown in the “Entries Required” rows. The total GST amounts owing are recorded as \$142,289 and \$67,588 respectively.
28. The total QST required to be remitted by Propco and required to be paid by TCC on account of Leaseback Rent as of the February Period, and payable by Propco, was \$1,488,728 (see Entry Summary “Total Entries” column). On March 30, 2015, Propco made a payment to the Agence Revenue Quebec for the February Period on account of this amount. The total payment was \$1,298,877.73. This payment is determined as \$1,488,727.57 less an amount of \$149,849.84 on account of an input tax credit claimed by Propco in its QST return for the February Period. See schedule C.4 for supporting documentation with respect to this payment including the applicable Propco GST return for the February Period, the Electronic Payment Form for the payment, and receipt information.
29. Propco has not received or collected from TCC the \$1,488,728 remitted by Propco to the Agence Revenue Quebec. This amount is payable to Propco under *An Act respecting the Quebec Sales Tax* (Quebec). In addition, TCC has been unduly enriched by this payment, as TCC is entitled to claim and have paid to it by the Agence Revenue Quebec an input tax credit of \$1,488,728, on account of the QST paid on its behalf.

Net Claim By TCC

Accrued Sublease Rent

30. Under the terms of the MTA, TCC and PropCo acknowledge that Sublease Rent is payable by PropCo to TCC for periods ended on the February 25, 2015 effective date of the of the MTA. An estimate of the liability is provided.
31. The total Sublease Rent payable by PropCo for the period of January 15 to February 25, 2015 is \$10,737,732.36. This amounts is determined as \$4,346,225 for January + 6,391,507.36 for February. Attached as Schedule C.1 is a summary of the calculation of this amount with associated journal entries and supporting calculations. These amounts are not inclusive of applicable sales, goods and services, or harmonized sales taxes.
32. An amount on account of Sublease Rent was received in December 2014 by TCC from PropCo in the amount of \$8,079,733.06 on account of Sublease Rent payable by PropCo for the period of January 1 to January 31, 2015. See Schedule C.5. As shown in Schedule C.1, the estimated Sublease Rent for the period January 1 to January 14 is \$2,812,263. Accordingly, an amount equal to $\$8,079,733.06 - \$2,812,263 = \$5,267,470.06$ is applied to reduce the post-January 14 Sublease Rent owing by PropCo. Accordingly, the net estimated Sublease Rent owing by PropCo to TCC for the period January 15 to February 25, 2015 is $\$10,737,732.36 - \$5,267,470.06 = \$5,470,262.30$.

Accrued Fees

33. Under the terms of the Master Agreement, TCC agreed to provide to PropLP through its own resources or through contractual relationships with affiliated companies the following

services: (i) property management; (ii) administrative and business; and (iii) procurement (the “Services”).¹⁷

34. In consideration for the Services provided by TCC, Prop LP agreed to pay to TCC a fee (the “Fee”) equal to the amount of actual costs incurred by TCC for performing the Services.¹⁸ The Fee is payable for each fiscal year of TCC, accrues throughout the year, and is payable throughout or at the end of the year, with payment to be made no later than 30 days following the end of the fiscal year. The Fee is a Canadian dollar obligation.
35. The fiscal year of TCC is ended January 31.
36. PropLP assigned to PropCo all of PropLP’s rights, and PropCo assumed all of PropLP’s obligations, under the Subleases, the Leasebacks, and the Master Agreement effective January 8, 2014.
37. TCC performed Services for PropCo for the period January 15 to January 31, 2015.
38. Under the terms of the MTA, TCC and PropCo acknowledge that Fees are payable by PropCo to TCC for periods ended on the February 25, 2015 effective date of the of the MTA. An estimate of the liability is provided.
39. The determination of the Fee amount payable by PropCo amount is set out in the “Admin Fee True-Up Summary” with related schedules and computations attached as Schedule A.12. These materials show the determination of the monthly Fee accrual for the period January 9, 2014 to January 31, 2015, based on monthly TCC costs for payroll and non-

¹⁷ Master Agreement section 1.1.

¹⁸ Master Agreement section 1.2.

payroll items. There is also included a one month sample to tie out charges to actual GL detail or payroll detail support as applicable.

40. Included in the Fee amount owing by PropCo to TCC for the period January 1 – 31, 2015 as recorded in the Admin Fee True-Up Summary is 90% of \$496,752 on account of applicable allocated costs for the period January 1- 31, 2015. This January, 2015 amount must be allocated as between the period January 1-14, 2015 and January 15 – 31, 2015 on a pro-rata basis. The Fee amount payable for the period January 15 – 31, 2015 is: $\$496,752 * 17/31 * 90\% = \$245,171.15$. This amounts is not inclusive of applicable sales, goods and services, or harmonized sales taxes (if any).

Remitted GST

41. TCC was required to remit to the Canada Revenue Agency and PropCo was required to pay to Propco GST on account of Sublease Rent that became payable by PropCo to TCC during the TCC GST reporting period of February 1 - 28, 2015 (i.e., the February Period). Payment was required to be made not later than March 31, 2015.
42. In the February Period, there became payable by PropCo to TCC Sublease Rent of \$7,508,612.12. The rent payable on a lease-by-lease basis is set out at Schedule C.6. The aggregate GST amount payable thereon is shown as \$683,509.17.
43. On March 30, 2015, TCC made a payment to the Canada Revenue Agency for the February Period on account of this amount. See schedule C.7 for supporting documentation with respect to this payment including the applicable TCC GST return for the February Period, the Electronic Payment Form for the payment, and receipt information. Also included is a copy of a Monthly Account Reconciliation for TCC GST payment obligations for the

February Period showing the addition of the \$683,509.17 accrual on account of GST on Sublease Rent to the total GST payable balance for the February Period. See also Schedule C.3 which shows the input tax credit claimed by PropCo on account of this tax remittance.

44. TCC has not received or collected from TCC the \$683,509.17 remitted by TCC to the Canada Revenue Agency. This amount is payable to TCC under the *Excise Tax Act* (Canada). In addition, PropCo has been unduly enriched by this payment, as PropCo is entitled to claim and have paid to it by the Canada Revenue Agency an input tax credit of \$683,509.17, on account of the GST paid on its behalf.

Remitted QST

45. TCC was required to remit to the Agence Revenue Quebec and PropCo was required to pay to PropCo QST on account of Sublease Rent that became payable by PropCo to TCC during the TCC QST reporting period of February 1 - 28, 2015 (i.e., the February Period). Payment was required to be made not later than March 31, 2015.
46. In the February Period, there became payable by PropCo to TCC Sublease Rent of \$7,508,612.12. The rent payable on a lease-by-lease basis is set out at Schedule C.6. The aggregate QST amount payable thereon is shown as \$149,849.84.
47. On March 30, 2015, TCC made a payment to the Agence Revenue Quebec for the February Period on account of this amount. See schedule C.8 for supporting documentation with respect to this payment including the applicable TCC QST return for the February Period, the Electronic Payment Form for the payment, and receipt information. See also Schedule C.4 which shows the input tax credit claimed by PropCo on account of this tax remittance.

48. TCC has not received or collected from PropCo the \$149,849.84 remitted by TCC to the Agence Revenue Quebec. This amount is payable to TCC under *An Act respecting the Quebec Sales Tax* (Quebec). In addition, PropCo has been unduly enriched by this payment, as PropCo is entitled to claim and have paid to it by the Agence Revenue Quebec an input tax credit of \$149,849.84, on account of the QST paid on its behalf.

SCHEDULE C.1

2015 LEASEBACK RENT COMPUTATION

Journal Entry Name

FINAL CAN CO/PROP CO LEASEBACK ENTRY

Team:

Legal Entities - FR

Preparer Name:

[Redacted]

Reviewer Name:

[Redacted]

Document Number:

100404649

Company Code:

2001/2006

Fiscal Period:

02/2015

Purpose/Description of JE: The Leaseback agreement between Can Co and Prop Co was terminated as of 2/25/15. The Leaseback revenue and expense needs to be tried up for Jan (Jan 15 - Jan 31) and booked for Feb - Feb 25. The GST/HST/QST tax amounts also need to be tried up for Feb and booked for Feb FY 15. Reg 105 withholding is not involved as there will be no cash movement between the entities to actually pay the rent. Further, no cash movement will be made for the accrued taxes. Thus A/C is generated instead. See Correspondence tab for further detail.

Source/Key inputs: Kelly Wendland provided summary and calculations. Emily Heck verified totals for amounts already booked against FCC.

Preparer Reviewer

Initial and Date

Independent Review

3/25/15 [Redacted]
3/30/15

A review of the journal entry is conducted by an individual of an appropriate level, independent from the individual who prepared the journal entry.

Completeness Review

3/25/15 [Redacted]
3/30/15

Supporting schedules and/or documents are attached and a review of the support has been performed.

Reasonableness & Accuracy Review

3/25/15 [Redacted]
3/30/15

The accounting code block (i.e. company code, profit center, cost center) appears accurate and reasonable given the entry at hand.

3/25/15 [Redacted]
3/30/15

The journal entry amount, and corresponding debits/credits are accurate.

3/25/15	3/30/15
---------	---------

The journal entry is being posted into the correct period/fiscal year and uses appropriate document & posting dates.

3/25/15	KAH 3/30/15
---------	----------------

A thorough explanation of the Journal entry is provided so a reasonably informed person would be able to understand the purpose of the entry. If the entry is a correcting journal entry, it should explain why the error originally occurred.

Security/Access Review

3/25/15	3/30/15
---------	---------

Ensure spreadsheets are restricted and password protected as necessary.

<u>CAD Amount</u>	<u>Related to</u>
33,565,858.79	Leaseback 1/15 - 2/25
3,609,175.33	GST/QST related to 1/15-2/25 Leaseback
(720,000.00)	Estimated admin fee - can calc actual
<u>(10,737,732.36)</u>	<u>Sublease rent 1/15-2/25</u>
25,717,301.76	Net Payable from CanCo to Prop LLC

	FY13				FY14			Feb FY15			Total	
	Calc based on Dec - Used as an Estimate for Jan - Feb	Accrued through Dec 2013	Accrued for Jan 2014	Full FY13	Accrued through Nov 30	Accrued for Dec (Pd 11)	Accrued for Jan 14th (Pd 12)	FY14 through Jan 14th	Jan 15 - Jan 31	Full FY14	Feb (assuming 2/25 Term)	Total Entries
Should be:												
Leaseback												
Markup	15,218,751	96,268,251	13,937,098	110,205,349	145,568,043	15,218,751	5,978,795	166,765,589	9,239,956	176,005,545	13,588,170.50	299,799,064
Sublease	7,158,488	53,984,310	6,629,439	60,613,749	76,472,654	7,158,488	2,812,263	86,443,405	4,346,225	90,789,630	6,391,507.36	157,794,886
Total Revenue	22,377,239	150,252,561	20,566,537	170,819,098	222,040,697	22,377,239	8,791,058	253,208,994	13,586,181	266,795,175	19,979,678	457,593,951
		Agrees to Calc	Agrees to Calc	Agrees to TB	Agrees to Calc	Agrees to Calc	Estimate	Agrees to TB		Estimate	Estimate	
GST / HST	1,977,872	13,705,158	1,905,593	15,510,950	19,815,354	1,977,872	777,021	22,570,247	1,200,851	23,771,098	1,765,957.57	41,047,806
QST	428,245	1,941,297	399,203	2,340,500	4,201,259	428,245	168,239	4,797,742	260,006	5,057,748	382,361.28	7,780,509
Total Tax	2,406,117	15,646,455	2,204,795	17,751,250	24,016,612	2,406,117	945,260	27,367,990	1,460,857	28,828,846	2,148,319	48,828,415
		Agrees to Calc	Agrees to Calc	Agrees to TB	Agrees to Calc	Agrees to Calc	Estimate	Agrees to TB		Estimate	Estimate	
Total Liability	14,783,356	165,899,016	22,771,332	188,670,348	246,057,309	24,783,356	9,736,318	280,576,964	15,047,038	295,624,021	22,127,996	506,422,366
Recorded as of 3/18/15												
Leaseback												
Markup		95,268,251	13,937,098	110,205,349	145,568,043	15,218,751	5,978,795	166,765,589	-	166,765,589	-	276,970,938
Sublease		53,984,310	6,629,439	60,613,749	76,472,654	7,158,488	2,812,263	86,443,405	-	86,443,405	-	147,057,154
Total Revenue		150,252,561	20,566,537	170,819,098	222,040,697	22,377,239	8,791,058	253,208,994	-	253,208,994	-	424,028,092
		Agrees to TB	Agrees to TB	Agrees to TB	Agrees to TB	Agrees to TB	Agrees to TB	Agrees to TB		Agrees to TB		
GST / HST		12,567,661	1,314,523	13,882,183	18,529,034	-	-	18,529,034	-	18,529,034	-	32,411,217
QST		1,892,955	305,256	2,198,211	4,133,671	-	-	4,133,671	-	4,133,671	-	6,331,882
Total Tax		14,460,616	1,619,778	16,080,394	22,662,705	-	-	22,662,705	-	22,662,705	-	38,743,099
		Agrees to Payments	Agrees to Payments	Agrees to Payments	Agrees to Payments			Agrees to Payments		Agrees to Payments		
Total Liability		164,713,177	22,186,315	186,899,492	244,703,401	22,377,239	8,791,058	275,871,699	-	275,871,699	-	462,771,191
Entries Required												
Leaseback												
Markup									9,239,956	9,239,956	13,588,170	22,828,126
Sublease									4,346,225	4,346,225	6,391,507	10,737,732
Total Revenue									13,586,181	13,586,181	19,979,678	33,565,859
GST / HST		1,137,497	491,070	1,628,567	1,286,320	1,977,872	777,021	4,041,213	1,200,851	5,242,064	1,765,957	8,536,588
QST		48,342	93,947	142,289	57,588	428,245	168,239	664,072	260,006	924,077	382,361	1,448,728
Total Tax		1,185,839	585,017	1,770,856	1,343,908	2,406,117	945,260	4,705,285	1,460,857	6,166,142	2,148,319	10,085,316
		Agrees to Payments	Agrees to Payments	Agrees to Payments	Agrees to Payments			Agrees to Payments		Agrees to Payments		
Total Liability		1,185,839	585,017	1,770,856	1,343,908	2,406,117	945,260	4,705,285	15,047,038	19,752,323	22,127,996	43,651,175

Entry Summary

Account Debit Credit Co Code Cost Center Profit Center IP

1138/2001 - Target Canada Co - pavor

I/C Rent Expense	7062530	19,979,677.85	2001	82112001 9730	TP2006
Retained Earnings	3030110	13,586,180.93	2001		
I/C Liability		33,565,858.79	2001		
GST Paid	1093100	8,636,588.83	2001	9730	
QST Paid	1093110	1,448,727.57	2001	9730	
I/C Liability		10,085,316.40	2001	H266	
		<u>43,651,175.19</u>			
		<u>43,651,175.19</u>			

1148/2006 - Target Canada Property LLC

I/C Receivable		19,979,677.85	2006		TP2001
I/C Rent Income	7192550	19,979,677.85	2006		
Retained Earnings	3030110	13,586,180.93	2006		
I/C Receivable		10,085,316.40	2006		
GST Collected	2032830	8,636,588.83	2006	c205	
QST Collected	2032840	1,448,727.57	2006	c205	
		<u>43,651,175.19</u>			
		<u>43,651,175.19</u>			

February Minimum Rent Schedule

Purpose: The purpose of this schedule is to compare the actual December minimum rent payments to the actual February minimum rent payments. The December payments were used as an estimate for the February calculation. The below comparison proves that there are no material differences between December actuals and February actuals. Thus, the February calculation will not be updated. Note, that the leaseback agreement was terminated on Feb 25, 2015. The February leaseback calculation accounts for the 2/25 term date.

Data Source: The data source for the February pivot table comes from the Lease team's Journal entry to record the rent payments and support.

**Use locations from December schedule only. February listing includes all Canada locations. The December listing includes just the Prop locations.

FEBRUARY - ALL Locations	
G/L Account	7162120
Line Item Text	(Multiple Items)

From December LB Calculation		
DECEMBER**		

Row Labels	Minimum Rent	T#	Location#	Minimum Rent	Compare to Feb	Difference	Explanation of difference
3505	73,246.34	T3505	3505	-	73,246.34	73,246.34	Leaseback effective Date 1/29/15, payment is I/M to update
3507	58,723.58	T3507	3507	58,723.58	58,723.58	-	
3508	52,793.42	T3508	3508	52,793.42	52,793.42	-	
3509	78,024.38	T3509	3509	78,024.38	78,024.38	-	
3510	65,570.76	T3510	3510	65,570.75	65,570.76	0.01	
3511	56,278.08	T3511	3511	56,278.08	56,278.08	-	
3512	35,740.34	T3512	3512	35,740.33	35,740.34	0.01	
3516	33,755.82	T3516	3516	33,755.81	33,755.82	0.01	
3519	58,158.92	T3519	3519	58,253.08	58,158.92	(94.16)	
3522	26,907.08	T3522	3522	26,907.08	26,907.08	-	
3524	61,678.50	T3524	3524	61,678.50	61,678.50	-	
3526	55,895.00	T3526	3526	-	55,895.00	55,895.00	N/A - No leaseback agreement
3530	43,555.00	T3530	3530	43,555.00	43,555.00	-	
3533	23,555.50	T3533	3533	23,555.50	23,555.50	-	
3534	81,011.58	T3534	3534	-	81,011.58	81,011.58	N/A - No leaseback agreement
3538	32,083.34	T3538	3538	32,083.33	32,083.34	0.01	
3547	81,019.00	T3547	3547	81,019.00	81,019.00	-	
3548	125,562.50	T3548	3548	125,562.50	125,562.50	-	
3550	37,974.10	T3550	3550	37,974.10	37,974.10	-	
3552	16,875.00	T3552	3552	16,875.00	16,875.00	-	
3557	56,821.52	T3557	3557	56,821.51	56,821.52	0.01	
3559	63,715.92	T3559	3559	63,715.92	63,715.92	-	
3560	33,333.34	T3560	3560	33,333.33	33,333.34	0.01	
3561	100,649.76	T3561	3561	112,787.03	100,649.76	(12,137.27)	I/M to adjust
3564	55,648.50	T3564	3564	55,648.49	55,648.50	0.01	
3565	57,135.00	T3565	3565	57,135.00	57,135.00	-	
3566	48,331.50	T3566	3566	48,331.50	48,331.50	-	
3572	71,010.02	T3570	3570	-	-	-	
3574	70,145.00	T3572	3572	71,010.02	71,010.02	-	
3575	12,653.20	T3574	3574	70,145.00	70,145.00	-	
3576	22,632.34	T3575	3575	12,653.20	12,653.20	-	

3577	29,762.24	T3576	3576	22,632.33	22,632.34	0.01
3586	52,530.50	T3577	3577	29,762.24	29,762.24	-
3590	82,080.26	T3586	3586	52,530.50	52,530.50	-
3591	64,777.76	T3590	3590	82,080.25	82,080.26	0.01
3592	34,340.84	T3591	3591	64,777.75	64,777.76	0.01
3595	68,375.84	T3592	3592	34,340.83	34,340.84	0.01
3608	71,333.76	T3595	3595	68,375.83	68,375.84	0.01
3609	49,779.68	T3608	3608	71,333.75	71,333.76	0.01
3610	41,084.64	T3609	3609	49,779.68	49,779.68	-
3613	34,205.56	T3610	3610	41,084.63	41,084.64	0.01
3614	33,333.34	T3613	3613	34,205.56	34,205.56	-
3615	22,902.86	T3614	3614	33,333.33	33,333.34	0.01
3616	69,792.50	T3615	3615	22,902.85	22,902.86	0.01
3617	62,152.94	T3616	3616	69,792.50	69,792.50	-
3623	60,407.50	T3617	3617	62,152.93	62,152.94	0.01
3624	62,540.52	T3623	3623	60,407.50	60,407.50	-
3628	68,702.20	T3624	3624	62,540.51	62,540.52	0.01
3630	63,581.18	T3628	3628	68,702.19	68,702.20	0.01
3634	93,783.24	T3630	3630	63,581.17	63,581.18	0.01
3636	49,119.90	T3634	3634	93,783.23	93,783.24	0.01
3637	37,762.66	T3636	3636	49,119.90	49,119.90	-
3639	81,970.26	T3637	3637	37,762.65	37,762.66	0.01
3642	79,792.84	T3639	3639	81,970.26	81,970.26	-
3644	27,697.84	T3642	3642	79,792.83	79,792.84	0.01
3645	12,916.68	T3644	3644	27,697.83	27,697.84	0.01
3646	79,270.34	T3645	3645	12,916.67	12,916.68	0.01
3647	70,826.00	T3646	3646	79,270.33	79,270.34	0.01
3648	57,475.00	T3647	3647	70,826.00	70,826.00	-
3650	17,835.20	T3648	3648	57,475.00	57,475.00	-
3652	81,857.04	T3650	3650	17,835.19	17,835.20	0.01
3655	25,250.00	T3652	3652	81,857.04	81,857.04	-
3657	22,437.50	T3655	3655	25,250.00	25,250.00	-
3658	38,516.68	T3657	3657	22,437.50	22,437.50	-
3663	63,640.18	T3658	3658	38,516.67	38,516.68	0.01
3665	18,191.68	T3663	3663	63,640.17	63,640.18	0.01
3666	45,792.00	T3665	3665	18,191.67	18,191.68	0.01
3667	22,158.34	T3666	3666	45,792.00	45,792.00	-
3668	42,335.50	T3667	3667	-	22,158.34	22,158.34 N/A - No leaseback agreement
3669	70,435.08	T3668	3668	42,335.50	42,335.50	-
3670	59,420.84	T3669	3669	70,435.08	70,435.08	63.37
3671	72,356.44	T3670	3670	59,420.83	59,420.84	0.01
3672	24,083.76	T3671	3671	72,356.43	72,356.44	0.01
3677	38,262.76	T3672	3672	24,083.75	24,083.76	0.01
3682	54,755.08	T3677	3677	38,262.75	38,262.76	0.01
3688	38,613.00	T3682	3682	54,755.07	54,755.08	0.01
3690	52,369.14	T3688	3688	38,613.00	38,613.00	-
3693	72,380.74	T3690	3690	52,369.13	52,369.14	0.01
3694	47,309.00	T3693	3693	72,380.73	72,380.74	0.01

3695	75,495.56	T3694	3694	47,309.00	47,309.00	-
3696	74,673.76	T3695	3695	75,495.55	75,495.56	0.01
3697	77,675.50	T3696	3696	74,673.75	74,673.76	0.01
3698	46,109.00	T3697	3697	77,675.49	77,675.50	0.01
3699	22,300.84	T3698	3698	46,109.00	46,109.00	-
3702	34,750.64	T3699	3699	22,300.83	22,300.84	0.01
3704	63,883.00	T3702	3702	34,750.63	34,750.64	0.01
3705	50,846.42	T3704	3704	63,883.00	63,883.00	-
3706	53,124.58	T3705	3705	50,846.42	50,846.42	-
3707	43,055.74	T3706	3706	53,124.58	53,124.58	-
3708	49,142.98	T3707	3707	-	43,055.74	43,055.74 Leaseback effective Date 2/4/16
3709	63,602.42	T3708	3708	49,142.98	49,142.98	-
3710	42,044.06	T3709	3709	63,602.41	63,602.42	0.01
3713	67,367.18	T3710	3710	42,044.06	42,044.06	-
3714	60,169.96	T3711	3711	-	-	-
3715	58,977.08	T3713	3713	67,367.17	67,367.18	0.01
3717	48,625.00	T3714	3714	60,169.96	60,169.96	-
3718	59,315.76	T3715	3715	58,977.07	58,977.08	0.01
3719	73,122.44	T3717	3717	48,625.00	48,625.00	-
3725	47,881.20	T3718	3718	59,315.75	59,315.76	0.01
3728	71,410.00	T3719	3719	73,122.44	73,122.44	-
3729	80,457.52	T3725	3725	47,881.19	47,881.20	0.01
3730	25,000.00	T3728	3728	71,410.00	71,410.00	-
3731	21,872.68	T3729	3729	80,457.52	80,457.52	-
3732	70,481.26	T3730	3730	25,000.00	25,000.00	-
3737	71,526.00	T3731	3731	21,872.67	21,872.68	0.01
3738	42,200.58	T3732	3732	70,481.25	70,481.26	0.01
3739	83,169.36	T3737	3737	71,526.00	71,526.00	-
3742	72,213.46	T3738	3738	42,200.58	42,200.58	-
3743	46,702.50	T3739	3739	83,169.36	83,169.36	-
3744	52,926.50	T3742	3742	72,213.46	72,213.46	-
3746	56,896.26	T3743	3743	46,702.50	46,702.50	-
3747	65,572.32	T3744	3744	-	52,926.50	52,926.50 N/A - No leaseback agreement
3749	67,752.56	T3746	3746	56,896.25	56,896.26	0.01
3751	52,698.34	T3747	3747	65,572.31	65,572.32	0.01
3753	78,621.02	T3749	3749	67,752.56	67,752.56	-
3754	74,992.00	T3751	3751	52,698.33	52,698.34	0.01
3755	66,880.50	T3753	3753	78,621.01	78,621.02	0.01
3757	42,356.26	T3754	3754	74,992.00	74,992.00	-
3759	22,700.24	T3755	3755	66,880.50	66,880.50	-
3760	65,370.50	T3757	3757	42,356.25	42,356.26	0.01
3761	67,413.50	T3759	3759	22,700.24	22,700.24	-
3762	80,088.94	T3760	3760	65,370.50	65,370.50	-
3763	49,628.34	T3761	3761	67,413.50	67,413.50	-
3764	77,732.00	T3762	3762	80,088.94	80,088.94	-
3765	86,064.76	T3763	3763	49,628.33	49,628.34	0.01
3766	41,900.00	T3764	3764	77,732.00	77,732.00	-
3767	101,031.00	T3765	3765	86,064.75	86,064.76	0.01

3768	87,180.76
3769	72,318.76
3770	69,076.70
3772	54,903.36
3773	73,892.50
7000	102,917.00
7001	70,818.26
7002	125,000.00
7300	217,499.00
7301	181,164.22
7400	15,630.88
7403	3,343.76
7407	14,972.90
7410	2,814.42
7411	5,292.00
7412	2,462.42
7413	4,863.34
7414	4,863.34
7415	4,863.34
7416	2,916.00
7417	3,240.34
7418	3,587.92
9730	315,086.40
Grand Total	8,447,312.32

T3766	3766	41,900.00
T3767	3767	101,031.00
T3768	3768	-
T3769	3769	72,318.75
T3770	3770	69,076.69
T3772	3772	54,903.35
T3773	3773	73,892.50
T7000	7000	-
T7001	7001	70,818.25
T7002	7002	125,000.00

41,900.00	-
101,031.00	-
87,180.76	87,180.76 N/A - No leaseback agreement
72,318.76	0.01
69,076.70	0.01
54,903.36	0.01
73,892.50	-
102,917.00	102,917.00 N/A - No leaseback agreement
70,818.26	0.01
125,000.00	-

7,158,488.24

7,664,712.04 506,223.80

Real Property by Location
As of 01/31/2015

Pivot table on Prop Fixed asset detail

Purpose: The fixed asset listing as of 11/29/2014 was used as underlying support for the leaseback calculations between Target Canada Co and Prop LP/Prop LLC. The purpose of this schedule is to compare the fixed asset listing by location as of 11/29/14 to the listing as of 1/31/15 to determine if there were any material changes in the total fixed assets. The below comparison proves that there are no material differences between the 11/29/14 listing and the 01/31/2015 listing. Thus, the original leaseback calculations will not be updated to reflect the immaterial changes below.

**Note - Effective date of leaseback on location 3505 was 01/29/2015 and thus not included in this comparison

Row Labels	Sum of Cost 11/29/14	Location	Sum of Cost 11/29/14	Sum of Cost 1/31/15	Change in Asset Cost	Row Labels	Sum of Cost 1/31/15
3507	10,357,032	3507	10,357,031.58	10,357,175.13	143.55	** 3505	6,253,242.04
3508	8,065,178	3508	8,065,178.15	8,065,321.70	143.55	3507	10,357,175.13
3509	6,720,417	3509	6,720,416.92	6,720,560.47	143.55	3508	8,065,321.70
3510	10,447,459	3510	10,447,459.45	10,430,657.90	(16,801.55)	3509	6,720,560.47
3511	7,564,920	3511	7,564,919.59	7,563,959.14	(960.45)	3510	10,430,657.90
3512	13,491,128	3512	13,491,127.58	13,491,271.13	143.55	3511	7,563,959.14
3516	11,489,281	3516	11,489,280.88	11,488,967.48	(313.50)	3512	13,491,271.13
3519	8,127,343	3519	8,127,342.61	8,127,486.16	143.55	3516	11,488,967.48
3522	8,335,860	3522	8,335,859.54	8,334,629.09	(1,230.45)	3519	8,127,486.16
3524	8,387,928	3524	8,387,927.51	8,388,071.06	143.55	3522	8,334,629.09
3530	10,816,008	3530	10,816,007.51	10,816,151.06	143.55	3524	8,388,071.06
3533	9,215,169	3533	9,215,168.84	9,215,312.39	143.55	3530	10,816,151.06
3538	9,169,654	3538	9,169,653.81	9,220,586.31	50,932.50	3533	9,215,312.39
3547	11,886,839	3547	11,886,838.87	11,886,476.44	(362.43)	3538	9,220,586.31
3548	21,934,298	3548	21,934,297.66	21,953,879.94	19,582.28	3547	11,886,476.44
3550	8,098,499	3550	8,098,498.67	8,098,642.22	143.55	3548	21,953,879.94
3552	13,219,977	3552	13,219,976.63	13,153,157.08	(66,839.55)	3550	8,098,642.22
3557	7,912,288	3557	7,912,288.37	7,912,431.92	143.55	3552	13,153,157.08
3559	13,360,699	3559	13,360,699.38	13,358,366.93	(2,332.45)	3557	7,912,431.92
3560	7,807,058	3560	7,807,057.80	7,808,475.85	1,418.05	3559	13,358,366.93
3561	25,664,075	3561	25,664,074.70	25,700,626.47	36,551.77	3560	7,808,475.85
3564	9,592,603	3564	9,592,603.41	9,592,746.96	143.55	3561	25,700,626.47
3565	7,345,175	3565	7,345,174.82	7,355,848.58	10,673.76	3564	9,592,746.96
3566	6,766,571	3566	6,766,571.28	6,766,714.83	143.55	3565	7,355,848.58
3572	7,235,710	3572	7,235,709.72	7,250,812.25	15,102.53	3566	6,766,714.83
3574	10,453,453	3574	10,453,452.54	10,453,596.09	143.55	3572	7,250,812.25
3575	11,219,519	3575	11,219,518.91	11,219,662.46	143.55	3574	10,453,596.09
3576	8,916,387	3576	8,916,386.63	9,066,666.53	(8,009,720.10)	3575	11,219,662.46
3577	13,954,262	3577	13,954,262.31	13,986,550.75	32,288.44	3576	9,066,666.53
3586	16,120,861	3586	16,120,861.48	16,122,661.35	1,799.87	3577	13,986,550.75
3590	13,877,487	3590	13,877,487.49	13,983,024.07	105,536.58	3586	16,122,661.35
3591	12,160,010	3591	12,160,009.53	12,167,397.33	7,387.80	3590	13,983,024.07
3592	7,367,088	3592	7,367,087.61	7,366,735.18	(362.43)	3591	12,167,397.33
3595	17,365,738	3595	17,365,737.89	17,365,375.47	(362.42)	3592	7,366,735.18
3608	7,390,844	3608	7,390,844.05	7,392,948.57	2,104.52	3595	17,365,375.47
3609	10,176,908	3609	10,176,907.63	10,177,502.86	595.23	3608	7,392,948.57
3610	16,917,020	3610	16,917,020.41	16,928,956.11	11,935.70	3609	10,177,502.86
3613	8,625,951	3613	8,625,950.82	8,738,908.97	112,958.15	3610	16,928,956.11
3614	11,599,411	3614	11,599,411.34	11,599,554.89	143.55	3613	8,738,908.97
3615	9,599,728	3615	9,599,727.78	9,599,871.33	143.55	3614	11,599,554.89
3616	7,178,092	3616	7,178,092.46	7,178,236.01	143.55	3615	9,599,871.33
3617	15,267,229	3617	15,267,228.52	15,268,803.39	1,574.87	3616	7,178,236.01
3623	19,568,715	3623	19,568,714.67	19,569,241.37	526.70	3617	15,268,803.39
3624	10,906,761	3624	10,906,760.93	10,906,904.48	143.55	3623	19,569,241.37
3628	13,337,988	3628	13,337,987.68	13,237,130.23	(100,857.45)	3624	10,906,904.48
3630	9,014,737	3630	9,014,737.40	9,014,880.95	143.55	3628	13,237,130.23
3634	10,510,883	3634	10,510,883.06	10,617,215.90	106,332.84	3630	9,014,880.95
3636	16,353,356	3636	16,353,355.51	16,404,325.85	50,970.35	3634	10,617,215.90
3637	8,220,500	3637	8,220,499.85	8,220,643.40	143.55	3636	16,404,325.85
3639	8,855,220	3639	8,855,219.85	9,064,008.22	208,788.37	3637	8,220,643.40
3642	6,830,417	3642	6,830,416.85	6,830,560.40	143.55	3639	9,064,008.22
3644	11,041,089	3644	11,041,089.19	11,044,256.74	3,167.55	3642	6,830,560.40
3645	8,862,040	3645	8,862,039.78	8,860,634.33	(1,405.45)	3644	11,044,256.74
3646	15,103,125	3646	15,103,124.74	15,220,787.03	117,662.29	3645	8,860,634.33
3647	14,550,155	3647	14,550,154.99	14,549,792.56	(362.43)	3646	15,220,787.03
3648	19,105,034	3648	19,105,033.80	19,408,323.88	303,290.08	3647	14,549,792.56
3650	11,070,060	3650	11,070,059.84	11,070,203.39	143.55	3648	19,408,323.88
3652	7,971,206	3652	7,971,205.70	7,971,349.25	143.55	3650	11,070,203.39
3655	10,705,282	3655	10,705,282.13	10,705,425.68	143.55	3652	7,971,349.25
3657	7,914,162	3657	7,914,161.81	7,913,799.38	(362.43)	3655	10,705,425.68
3658	11,292,539	3658	11,292,539.06	11,762,426.95	469,887.89	3657	7,913,799.38
3663	13,321,715	3663	13,321,714.78	13,320,194.33	(1,520.45)	3658	11,762,426.95
3665	9,066,692	3665	9,066,691.53	9,067,745.74	1,054.21	3663	13,320,194.33
3666	15,318,791	3666	15,318,791.13	16,877,895.68	1,559,104.55	3665	9,067,745.74
3668	10,973,240	3668	10,973,239.52	10,980,743.23	7,503.71	3666	16,877,895.68
3669	22,199,925	3669	22,199,924.71	22,934,664.01	734,739.30	3668	10,980,743.23
3670	8,175,432	3670	8,175,431.93	8,182,671.08	7,239.15	3669	22,934,664.01
3671	11,357,747	3671	11,357,746.60	11,493,420.25	135,673.65	3670	8,182,671.08
3672	12,673,296	3672	12,673,295.56	12,675,113.51	1,817.95	3671	11,493,420.25
3677	13,179,078	3677	13,179,078.20	13,179,221.75	143.55	3672	12,675,113.51
3682	10,193,878	3682	10,193,877.98	10,194,021.53	143.55	3677	13,179,221.75
3688	8,164,777	3688	8,164,776.77	8,164,920.32	143.55	3682	10,194,021.53

3690	7,514,173	3690	7,514,173.24	7,514,316.79	143.55	3688	8,164,920.32
3693	7,339,896	3693	7,339,896.08	7,339,533.65	(362.43)	3690	7,514,316.79
3694	14,775,209	3694	14,775,209.22	14,775,352.77	143.55	3693	7,339,533.65
3695	6,781,473	3695	6,781,473.15	6,781,110.72	(362.43)	3694	14,775,352.77
3696	12,556,872	3696	12,556,871.80	12,557,069.38	197.58	3695	6,781,110.72
3697	11,529,759	3697	11,529,759.10	11,531,289.83	1,530.73	3696	12,557,069.38
3698	10,618,021	3698	10,618,021.32	10,618,164.87	143.55	3697	11,531,289.83
3699	9,581,930	3699	9,581,929.74	9,582,073.29	143.55	3698	10,618,164.87
3702	12,593,603	3702	12,593,602.86	12,728,018.14	134,415.28	3699	9,582,073.29
3704	11,259,475	3704	11,259,475.47	11,263,034.18	3,558.71	3702	12,728,018.14
3705	9,317,988	3705	9,317,988.13	9,317,625.70	(362.43)	3704	11,263,034.18
3706	9,336,648	3706	9,336,647.58	9,339,336.42	2,688.84	3705	9,317,625.70
3708	6,903,036	3708	6,903,035.72	7,107,566.37	204,530.65	3706	9,339,336.42
3709	9,629,118	3709	9,629,117.64	9,779,069.21	149,951.57	3708	7,107,566.37
3710	8,163,983	3710	8,163,983.33	8,164,424.38	441.05	3709	9,779,069.21
3713	16,598,489	3713	16,598,488.60	16,613,063.19	14,574.59	3710	8,164,424.38
3714	14,821,570	3714	14,821,569.89	14,850,247.32	28,677.43	3713	16,613,063.19
3715	8,225,301	3715	8,225,301.23	8,222,926.28	(2,374.95)	3714	14,850,247.32
3717	16,695,601	3717	16,695,600.74	16,722,282.45	26,681.71	3715	8,222,926.28
3718	10,069,458	3718	10,069,458.37	10,069,095.94	(362.43)	3717	16,722,282.45
3719	9,607,923	3719	9,607,922.88	9,621,155.95	13,233.07	3718	10,069,095.94
3725	14,062,682	3725	14,062,681.93	14,198,526.50	135,844.57	3719	9,621,155.95
3728	11,011,972	3728	11,011,972.11	11,012,115.66	143.55	3725	14,198,526.50
3729	12,109,318	3729	12,109,318.11	12,113,353.87	4,035.76	3728	11,012,115.66
3730	19,192,448	3730	19,192,448.46	19,330,550.75	138,102.29	3729	12,113,353.87
3731	6,948,038	3731	6,948,037.91	7,175,556.27	227,518.36	3730	19,330,550.75
3732	13,475,821	3732	13,475,821.14	13,475,964.89	143.55	3731	7,175,556.27
3737	10,292,219	3737	10,292,219.06	10,292,362.61	143.55	3732	13,475,964.89
3738	10,136,967	3738	10,136,966.71	10,155,373.75	18,407.04	3737	10,292,362.61
3739	9,979,571	3739	9,979,570.96	9,996,614.15	17,043.19	3738	10,155,373.75
3742	12,174,257	3742	12,174,256.88	12,196,471.85	22,214.97	3739	9,996,614.15
3743	7,899,174	3743	7,899,173.63	8,133,838.20	134,664.57	3742	12,196,471.85
3746	9,197,000	3746	9,196,999.94	9,197,143.49	143.55	3743	8,133,838.20
3747	9,392,861	3747	9,392,861.38	9,393,004.93	143.55	3746	9,197,143.49
3749	8,406,587	3749	8,406,586.52	8,403,899.64	(2,686.88)	3747	9,393,004.93
3751	6,880,293	3751	6,880,293.06	6,880,436.61	143.55	3749	8,403,899.64
3753	6,742,673	3753	6,742,672.85	6,742,816.40	143.55	3751	6,880,436.61
3754	10,396,696	3754	10,396,695.90	10,396,839.45	143.55	3753	6,742,816.40
3755	10,797,001	3755	10,797,001.30	10,798,802.47	1,801.17	3754	10,396,839.45
3757	10,934,499	3757	10,934,499.45	10,934,643.00	143.55	3755	10,798,802.47
3759	7,144,753	3759	7,144,752.66	7,256,040.60	111,287.94	3757	10,934,643.00
3760	11,618,440	3760	11,618,440.22	11,620,015.09	1,574.87	3759	7,256,040.60
3761	7,069,904	3761	7,069,903.72	7,070,324.43	420.71	3760	11,620,015.09
3762	6,953,531	3762	6,953,530.89	6,953,850.85	319.96	3761	7,070,324.43
3763	11,306,705	3763	11,306,705.27	11,306,848.82	143.55	3762	6,953,850.85
3764	9,612,498	3764	9,612,498.00	9,612,761.25	263.25	3763	11,306,848.82
3765	7,053,476	3765	7,053,476.43	7,053,114.00	(362.43)	3764	9,612,761.25
3766	11,138,930	3766	11,138,929.54	11,139,073.09	143.55	3765	7,053,114.00
3767	7,139,954	3767	7,139,953.92	7,153,148.86	13,194.94	3766	11,139,073.09
3769	11,548,382	3769	11,548,382.38	11,549,357.63	975.25	3767	7,153,148.86
3770	12,323,403	3770	12,323,402.54	12,326,233.77	2,831.23	3769	11,549,357.63
3772	15,745,412	3772	15,745,411.75	15,797,488.20	52,076.45	3770	12,326,233.77
3773	8,132,906	3773	8,132,905.67	8,138,341.47	5,435.80	3772	15,797,488.20
7000	15,266,995	7000	15,266,994.87	15,266,632.44	(362.43)	3773	8,138,341.47
7001	12,423,322	7001	12,423,322.43	12,421,373.98	(1,948.45)	7000	15,266,632.44
7002	6,256,748	7002	6,256,748.27	6,260,573.21	3,824.94	7001	12,421,373.98
7004	18,899,365	7004	18,899,364.69	18,922,892.41	23,527.72	7002	6,260,573.21
7006	17,379,268	7006	17,379,268.24	17,767,984.76	388,666.52	7004	18,922,892.41
7012	38,164,493	7012	38,164,493.32	38,206,501.70	42,008.38	7006	17,767,984.76
Grand Total	1,476,267,087	Grand Total	1,476,267,086.53	1,474,104,878.96	(2,162,207.57)	7012	38,206,501.70
						Grand Total	1,490,356,121.00

SCHEDULE C.2

ACCRUED UNPAID GST/QST – LEASEBACK RENT

	FY13				FY14			Feb FY15			Total	
	Calc based on Dec - Used as an Estimate for Jan - Feb	Accrued through Dec 2013	Accrued for Jan 2014	Full FY13	Accrued through Nov 30	Accrued for Dec (Pd 11)	Accrued for Jan 14th (Pd 12)	FY14 through Jan 14th	Jan 15 - Jan 31	Full FY14	Feb (assuming 2/25 Term)	Total Entries
Should be:												
Leaseback												
Markup	15,218,751	96,268,251	13,937,098	110,205,349	145,568,043	15,218,751	5,978,795	166,765,589	9,239,956	176,005,545	13,588,170	299,799,064
Sublease	7,158,488	53,984,310	6,629,439	60,613,749	76,472,654	7,158,488	2,812,263	86,443,405	4,346,225	90,789,630	6,391,507	157,794,886
Total Revenue	22,377,239	150,252,561	20,566,537	170,819,098	222,040,697	22,377,239	8,791,058	253,208,994	13,586,181	266,795,175	19,979,678	457,593,951
		Agrees to Calc	Agrees to Calc	Agrees to TB	Agrees to Calc	Agrees to Calc	Estimate	Agrees to TB	Estimate		Estimate	
GST / HST	1,977,872	13,705,158	1,805,593	15,510,750	19,815,354	1,977,872	777,021	22,570,247	1,200,851	23,771,098	1,765,957	41,047,806
QST	428,245	1,941,297	399,203	2,340,500	4,201,259	428,245	168,239	4,797,742	260,006	5,057,748	382,361	7,780,609
Total Tax	2,406,117	15,646,455	2,204,795	17,851,250	24,016,612	2,406,117	945,260	27,367,990	1,460,857	28,828,846	2,148,319	48,828,415
		Agrees to Calc	Agrees to Calc		Agrees to Calc	Agrees to Calc	Estimate		Estimate		Estimate	
Total Liability	24,783,356	165,899,016	22,771,332	188,670,348	246,057,309	24,783,356	9,736,318	280,576,984	15,047,038	295,624,021	22,127,996	506,422,366
Recorded as of 3/18/15												
Leaseback												
Markup		96,268,251	13,937,098	110,205,349	145,568,043	15,218,751	5,978,795	166,765,589	-	166,765,589	-	276,970,938
Sublease		53,984,310	6,629,439	60,613,749	76,472,654	7,158,488	2,812,263	86,443,405	-	86,443,405	-	147,057,154
Total Revenue		150,252,561	20,566,537	170,819,098	222,040,697	22,377,239	8,791,058	253,208,994	-	253,208,994	-	424,028,092
				Agrees to TB				Agrees to TB		Agrees to TB		
GST / HST		12,567,661	1,314,523	13,882,183	18,529,034	-	-	18,529,034	-	18,529,034	-	32,411,217
QST		1,892,955	305,256	2,198,211	4,133,671	-	-	4,133,671	-	4,133,671	-	6,331,882
Total Tax		14,460,616	1,619,778	16,080,394	22,662,705	-	-	22,662,705	-	22,662,705	-	38,743,099
		Agrees to Payments	Agrees to Payments		Agrees to Payments			Agrees to Payments				
Total Liability		164,713,177	22,186,315	186,899,492	244,703,401	22,377,239	8,791,058	275,871,699	-	275,871,699	-	462,771,191
Entries Required												
Leaseback												
Markup									9,239,956	9,239,956	13,588,170	22,828,126
Sublease									4,346,225	4,346,225	6,391,507	10,737,732
Total Revenue									13,586,181	13,586,181	19,979,678	33,565,859
GST / HST		1,137,497	491,070	1,628,567	1,286,320	1,977,872	777,021	4,041,213	1,200,851	5,242,064	1,765,957	8,636,589
QST		48,342	93,947	142,289	67,588	428,245	168,239	664,072	260,006	924,077	382,361	1,448,728
Total Tax		1,185,839	585,017	1,770,856	1,353,908	2,406,117	945,260	4,705,285	1,460,857	6,166,142	2,148,319	10,085,316
Total Liability		1,185,839	585,017	1,770,856	1,353,908	2,406,117	945,260	4,705,285	15,047,038	19,752,323	22,127,996	43,651,175

Entry Summary

	<u>Account</u>	<u>Debit</u>	<u>Credit</u>	<u>Co Code</u>	<u>Cost Center</u>	<u>Profit Center</u>	<u>TP</u>
<u>1138/2001 - Target Canada Co - pavor</u>							
I/C Rent Expense	7062630	19,979,677.85		2001	82112001	9730	TP2006
Retained Earnings		13,586,180.93					
I/C Liability			33,565,858.79				
GST Paid	1093100	8,636,588.83		2001		9730	
QST Paid	1093110	1,448,727.57		2001		9730	
I/C Liability			10,085,316.40	1138		H266	
		<u>43,651,175.19</u>	<u>43,651,175.19</u>				
<u>1148/2006 - Target Canada Property LLC</u>							
I/C Receivable	1019998	33,565,858.79		1148		H297	TP2001
I/C Rent Incc	7192650		19,979,677.85				
Retained Earnings			13,586,180.93				
I/C Receivable		10,085,316.40					
GST Collecte	2032830		8,636,588.83	2006		c205	
QST Collecte	2032840		1,448,727.57	2006		c205	
		<u>43,651,175.19</u>	<u>43,651,175.19</u>				

Canada Leaseback Model
Accrued Rent by Store

Location (#)	Province	Leaseback Effective Date	Total FY14 through 1/4 Rent		Jan 1/15 - 1/31		Feb 2/1 - 2/25		TOTAL RENT	GST/HST	CST	Total Tax
			Est Rent	Estimated Markup	Est Rent	Estimated Markup	Est Rent	Estimated Markup				
T3505	ON	1/29/2015	1,898,156	65,502	101,156	52,432	148,758	2,148,070	279,249	-	279,249	88,191
T3507	ON	5/22/2013	1,593,608	32,053	83,061	47,137	122,148	1,763,816	88,191	-	88,191	95,426
T3509	BC	3/19/2013	1,986,470	47,372	89,875	69,665	132,169	2,168,645	95,426	-	95,426	282,304
T3510	ON	2/5/2013	1,986,897	39,811	105,883	58,545	155,713	2,248,494	232,304	-	232,304	246,403
T3511	ON	7/3/2013	1,538,838	34,169	47,864	30,248	120,607	1,741,558	232,403	-	232,403	113,633
T3512	BC	5/22/2013	2,068,152	85,323	87,023	31,911	125,476	2,277,681	96,911	197,338	197,338	296,239
T3513	ON	9/17/2013	1,746,072	27,655	93,157	30,199	156,956	1,978,228	239,532	-	239,532	190,635
T3514	ON	5/22/2013	1,628,186	51,401	86,789	52,012	127,601	1,894,356	239,532	-	239,532	249,823
T3522	ON	7/23/2013	1,295,812	16,336	52,719	24,034	101,553	1,446,400	150,655	-	150,655	302,122
T3524	ON	5/22/2013	1,698,137	53,049	50,496	55,070	133,083	1,821,716	249,823	-	249,823	300,369
T3526	ON	N/A										
T3530	NS	9/17/2013	1,779,812	25,444	94,849	38,888	159,484	2,014,145	302,122	-	302,122	200,369
T3533	ON	5/22/2013	1,361,980	14,302	82,280	21,032	106,738	1,541,300	200,369	-	200,369	82,257
T3534	BC	N/A										
T3538	AB	4/9/2013	1,453,735	19,479	57,993	28,646	113,929	1,645,136	82,257	-	82,257	387,082
T3547	QC	8/23/2013	2,237,592	49,190	124,567	72,338	182,883	2,584,653	139,243	257,839	397,082	227,261
T3548	BC	1/23/2014	4,014,150	76,234	138,721	112,109	316,111	4,446,717	227,261	-	227,261	205,040
T3560	NB	9/17/2013	1,593,728	21,058	51,218	33,965	109,226	1,877,288	205,040	-	205,040	259,092
T3562	ON	9/17/2013	1,761,143	40,246	85,608	15,067	128,021	1,995,018	259,092	-	259,092	89,761
T3567	BC	3/29/2013	1,586,335	34,959	50,041	50,733	73,589	1,795,217	89,761	-	89,761	340,058
T3569	ON	5/22/2013	2,311,495	38,685	84,498	56,889	181,152	2,615,950	340,058	-	340,058	192,173
T3590	ON	2/5/2013	1,306,269	20,238	45,375	29,762	102,372	1,478,254	192,173	-	192,173	234,506
T3561	AB	1/23/2014	4,119,844	68,478	162,310	100,703	238,691	4,690,125	234,506	-	234,506	100,288
T3564	AB	4/9/2013	33,787	33,787	80,668	49,686	89,217	2,005,760	100,288	-	100,288	224,002
T3565	ON	2/5/2013	1,522,824	34,689	46,454	51,013	119,328	1,723,095	224,002	-	224,002	199,145
T3566	NB	9/17/2013	1,353,651	29,344	81,443	43,153	106,085	1,531,886	199,145	-	199,145	245,347
T3570	N/A											
T3572	ON	2/5/2013	1,567,709	43,113	88,075	63,402	130,698	1,887,282	245,347	-	245,347	115,414
T3574	AB	3/19/2013	2,059,722	42,588	65,112	62,639	159,853	2,308,274	115,414	-	115,414	83,486
T3575	BC	9/17/2013	1,475,639	7,882	78,639	11,298	115,646	1,669,924	83,486	-	83,486	233,018
T3576	QC	7/23/2013	1,316,004	13,741	56,391	20,207	82,528	1,489,271	74,464	148,555	148,555	113,575
T3577	SK	2/28/2013	2,098,821	88,252	106,322	26,573	156,356	2,271,499	113,575	-	113,575	147,869
T3586	BC	2,626,685	31,894	101,955	133,848	46,902	196,836	2,857,370	147,869	-	147,869	437,370
T3590	QC	10/3/2013	87,767	49,834	2,719,649	73,286	202,355	2,922,004	146,100	231,470	370,575	320,975
T3591	ON	5/22/2013	2,181,100	39,329	116,234	57,837	170,933	2,468,267	320,975	-	320,975	142,858
T3592	QC	1,265,335	20,850	46,593	67,442	30,651	99,180	1,432,157	170,933	-	170,933	160,041
T3595	QC	2,826,915	41,514	109,828	151,342	161,512	222,562	3,200,818	160,041	-	160,041	248,598
T3608	ON	2/6/2013	1,588,808	43,310	46,743	63,691	132,480	1,821,291	248,598	-	248,598	261,114
T3609	ON	2/6/2013	1,774,883	30,223	64,363	44,445	139,027	2,008,597	261,114	-	261,114	279,466
T3610	QC	2,475,709	24,944	106,990	80,226	157,338	240,083	2,801,664	319,282	-	319,282	419,549
T3613	QC	1,433,389	20,768	54,594	30,541	80,226	110,767	1,599,478	159,548	279,466	279,466	259,322
T3624	AB	5/22/2013	1,756,329	20,238	73,359	29,762	107,881	1,987,570	96,911	-	96,911	98,378
T3615	BC	3/19/2013	1,400,132	13,905	60,713	74,638	139,732	1,584,532	79,227	-	79,227	93,192
T3616	BC	3/19/2013	1,647,000	42,374	87,771	62,315	129,075	1,863,847	93,192	-	93,192	142,586
T3617	BC	9/17/2013	2,515,947	37,736	96,556	55,484	197,488	2,851,727	142,586	-	142,586	442,889
T3623	ON	5/22/2013	3,010,543	36,676	123,760	182,001	235,936	3,406,915	442,889	-	442,889	

Feb through 2/25

Jan 1/15 - 1/31

Total FY14 through 1/4 Rent

13624	AB	3/19/2013	2,006,881	37,971	68,979	106,530	2,113,831	53,840	101,439	157,279	2,271,110	113,555
13628	ON	9/17/2013	2,385,608	41,112	84,355	126,067	2,499,532	61,341	124,051	185,392	2,677,067	148,019
13630	ON	5/22/2013	57,013	38,603	57,013	95,616	1,899,816	56,769	83,982	140,611	2,050,428	263,956
13634	QC	7/23/2013	2,315,844	56,940	66,475	123,415	2,439,259	83,735	97,757	137,492	2,610,752	131,038
13636	ON	2/5/2013	2,590,960	29,823	103,425	133,248	2,633,689	43,857	152,095	195,953	2,822,561	357,883
13637	PE	9/17/2013	1,405,797	22,927	15,990	74,917	1,480,714	33,717	76,466	110,472	1,590,886	222,774
13639	ON	2/6/2013	1,984,774	49,768	56,004	105,772	2,090,546	73,188	82,359	115,547	2,246,092	291,992
13642	ON	5/22/2013	1,793,672	48,446	43,198	91,644	1,811,316	71,244	63,517	134,771	1,946,087	252,991
13644	M8	3/19/2013	1,625,865	16,317	69,293	86,643	1,712,510	14,730	102,689	127,419	1,839,929	91,996
13645	ON	3/19/2013	56,047	56,047	56,047	63,899	1,682,755	11,593	82,422	93,955	1,763,722	176,372
13646	ON	6/12/2013	1,749,110	49,128	95,518	143,947	1,897,795	70,777	140,468	211,295	2,009,091	273,570
13647	QC	8/23/2013	2,593,659	49,002	92,021	135,023	2,688,681	63,238	133,325	198,593	2,881,284	143,382
13648	AB	3/19/2013	1,516,940	10,829	100,828	155,724	1,597,780	15,924	177,688	229,909	1,824,594	143,382
13650	ON	9/17/2013	1,878,573	49,699	57,012	80,940	1,997,940	51,317	102,958	118,882	2,126,822	229,225
13652	NS	7/23/2013	1,558,125	15,330	67,205	83,535	1,644,160	22,545	99,585	147,224	1,793,270	229,225
13655	NS	9/17/2013	1,394,845	15,623	50,052	63,675	1,358,520	20,633	73,606	93,640	1,453,160	139,519
13657	QC	9/27/2013	842,080	23,385	71,419	94,904	936,884	34,390	105,027	139,417	1,076,301	139,519
13658	ON	8/28/2013	2,849,928	38,639	84,342	122,991	2,907,819	56,822	123,900	180,721	3,088,540	336,510
13659	ON	9/17/2013	1,789,230	11,093	57,341	68,385	1,831,695	16,243	84,326	100,568	1,932,205	188,787
13666	ON	9/17/2013	2,369,113	27,802	96,882	124,683	2,487,797	40,886	140,474	183,950	2,671,157	347,250
13667	ON	N/A	-	-	-	-	-	-	-	-	-	-
13668	ON	2/5/2013	1,784,578	25,704	69,399	95,103	1,879,681	37,800	102,058	139,837	2,019,538	152,540
13669	ON	8/28/2013	1,517,579	42,726	140,401	183,127	1,704,706	62,832	206,473	269,304	1,970,070	256,101
13670	ON	5/22/2013	1,647,197	36,077	51,705	87,782	1,734,575	53,054	76,036	129,691	1,864,076	242,429
13671	ON	9/17/2013	2,177,234	43,931	114,831	115,782	2,287,265	64,604	105,634	170,238	2,458,233	313,570
13672	ON	9/17/2013	1,778,394	14,622	80,151	94,773	1,873,167	21,503	117,969	139,473	2,012,599	261,630
13677	ON	9/17/2013	1,999,957	23,331	83,350	105,581	2,106,538	34,163	122,573	156,736	2,261,274	294,226
13682	MB	9/17/2013	1,883,581	33,244	33,244	33,244	1,931,295	48,888	94,809	143,698	2,074,993	103,750
13686	MB	3/19/2013	1,422,829	33,244	64,470	97,214	1,517,295	94,476	75,937	110,413	1,608,213	80,416
13688	BC	3/19/2013	1,468,383	31,995	51,637	75,081	1,497,910	46,758	69,886	116,644	1,684,346	84,217
13689	BC	3/19/2013	1,659,010	47,523	45,420	90,366	1,755,376	64,625	82,240	129,891	1,894,267	94,913
13693	QC	8/29/2013	2,824,441	28,723	42,889	121,288	2,944,609	42,740	137,418	179,658	3,094,268	187,940
13694	AB	3/19/2013	1,694,942	45,837	42,889	86,725	1,753,631	67,407	63,072	130,478	1,894,109	254,253
13695	QC	7/13/2013	2,340,942	45,388	79,415	124,752	2,465,694	68,673	118,785	163,499	2,649,032	382,487
13697	QC	9/17/2013	2,253,247	47,160	27,925	120,079	2,373,326	69,353	107,234	176,587	2,560,913	302,487
13698	QC	7/23/2013	1,735,413	27,995	67,153	95,147	1,880,561	41,169	89,754	109,923	2,000,483	201,024
13699	BC	9/17/2013	1,391,211	15,540	60,600	74,140	1,465,351	19,911	98,118	109,029	1,574,380	204,689
13702	QC	9/17/2013	1,890,462	21,099	79,647	100,746	1,991,208	31,027	117,128	148,155	2,135,363	105,968
13704	QC	9/17/2013	2,054,095	38,786	21,709	109,996	2,174,030	57,038	104,720	151,758	2,333,789	116,799
13706	QC	8/23/2013	1,685,104	30,871	17,946	89,802	1,774,906	45,399	86,663	132,051	1,906,967	93,348
13708	ON	2/6/2013	1,713,273	32,254	59,049	91,303	1,804,575	47,433	86,886	134,289	1,938,845	252,090
13707	ON	2/4/2016	1,379,101	29,937	43,658	73,494	1,452,595	43,878	64,202	108,080	1,550,675	202,888
13708	ON	2/5/2013	1,867,354	38,656	80,898	99,514	1,966,069	56,768	89,557	146,244	2,113,215	105,651
13710	QC	3/19/2013	1,447,888	25,527	51,632	77,159	1,525,027	37,599	75,930	113,469	1,638,496	81,937
13711	BC	8/29/2013	2,773,340	40,501	104,976	145,877	2,883,217	60,149	154,376	214,525	3,097,742	134,887
13716	AB	3/19/2013	2,444,466	36,533	93,728	130,268	2,574,736	53,723	137,849	191,573	2,765,308	138,315
13715	ON	2/6/2013	1,698,590	35,908	52,628	87,828	1,793,887	52,658	76,500	129,158	1,865,044	242,455
13717	BC	8/27/2013	2,525,338	29,422	105,590	135,412	2,670,450	43,415	155,279	198,644	2,869,144	143,457
13718	QC	9/19/2013	1,800,773	36,013	63,683	99,366	1,910,471	52,960	83,652	146,617	2,117,094	105,854
13725	BC	3/19/2013	1,973,299	44,396	60,764	105,180	2,078,460	63,288	89,389	154,612	2,233,107	111,655
13726	QC	7/23/2013	2,214,401	29,071	88,938	118,009	2,332,410	42,781	150,791	173,542	2,505,952	125,298
13728	QC	5/22/2013	2,100,416	43,356	69,644	113,000	2,233,417	63,759	102,418	166,177	2,399,593	119,980

T3729	ON	2/5/2013	2,353,722	48,849	76,584	125,433	2,478,155	71,837	112,624	184,461	2,663,616	346,270	-	346,270
T3730	ON	10/3/2013	2,562,497	15,179	121,381	136,559	2,699,056	22,321	178,501	200,823	2,899,879	376,984	-	376,984
T3731	NS	7/13/2013	1,073,755	13,280	43,942	57,222	1,130,977	15,249	64,621	84,150	1,215,127	182,269	-	182,269
T3732	NL	9/17/2013	2,402,234	42,792	85,227	128,019	2,530,253	62,930	125,333	188,263	2,718,515	353,407	-	353,407
T3737	AB	3/26/2013	2,036,321	43,427	65,092	108,519	2,144,839	63,863	95,724	159,586	2,304,426	115,221	-	115,221
T3738	ON	2/5/2013	1,683,796	25,622	64,110	89,732	1,773,528	37,679	94,280	131,959	1,905,487	247,713	-	247,713
T3739	BC	9/17/2013	2,131,868	50,496	63,115	113,611	2,245,479	74,258	92,816	167,074	2,412,553	120,628	-	120,628
T3742	ON	2/5/2013	2,267,505	43,844	76,995	120,839	2,388,344	64,476	113,228	177,704	2,566,048	333,586	-	333,586
T3743	QC	8/23/2013	1,481,382	28,355	50,590	78,945	1,560,327	41,699	74,397	116,096	1,676,422	83,821	167,223	251,044
T3744	BC	N/A	-	-	-	-	-	-	-	-	-	-	-	-
T3746	ON	7/13/2013	1,739,670	34,544	58,166	92,710	1,832,380	50,800	85,538	136,338	1,968,718	255,933	-	255,933
T3747	MB	9/17/2013	1,861,759	39,812	59,404	99,216	1,960,975	58,547	87,359	145,906	2,106,881	105,344	-	105,344
T3749	ON	2/5/2013	1,769,552	41,135	53,167	94,302	1,863,854	60,493	78,186	138,680	2,002,534	260,329	-	260,329
T3751	ON	2/5/2013	1,416,907	31,995	43,514	75,509	1,492,417	47,052	63,991	111,043	1,603,459	208,450	-	208,450
T3753	ON	2/5/2013	1,695,909	47,734	42,643	90,378	1,786,286	70,197	62,711	132,908	1,919,194	249,495	-	249,495
T3754	AB	5/22/2013	2,088,207	45,531	65,753	111,284	2,199,491	66,957	96,595	163,653	2,363,144	118,157	-	118,157
T3755	QC	8/23/2013	2,043,301	40,606	68,285	108,891	2,152,191	59,715	100,419	160,133	2,312,324	115,616	230,654	346,271
T3757	ON	9/17/2013	1,753,533	25,716	69,570	94,870	1,848,404	37,818	101,697	139,515	1,987,919	258,430	-	258,430
T3759	ON	2/5/2013	1,106,528	13,782	45,186	59,969	1,155,497	20,168	66,450	86,719	1,252,215	162,788	-	162,788
T3760	BC	3/19/2013	2,123,582	39,689	73,480	113,169	2,236,751	58,367	108,058	166,425	2,403,176	120,159	-	120,159
T3761	ON	2/5/2013	1,607,057	40,930	44,713	85,643	1,692,700	60,191	65,754	125,945	1,818,645	236,424	-	236,424
T3762	ON	2/5/2013	1,737,656	48,625	43,977	92,602	1,830,259	71,508	64,672	136,180	1,966,439	255,637	-	255,637
T3763	MB	3/19/2013	1,907,238	30,131	71,508	101,640	2,008,878	44,311	105,159	149,470	2,158,348	107,917	-	107,917
T3764	ON	7/23/2013	2,026,358	47,194	60,793	107,988	2,134,346	69,404	89,402	158,806	2,293,152	298,110	-	298,110
T3765	QC	8/23/2013	1,817,599	52,254	44,609	96,863	1,914,462	76,844	65,602	142,445	2,056,907	102,845	205,176	308,022
T3766	SK	5/22/2013	1,799,280	25,439	70,447	95,886	1,895,166	37,411	103,589	141,009	2,036,176	101,809	-	101,809
T3767	ON	2/5/2013	1,998,370	61,340	45,156	106,496	2,104,866	90,206	66,406	156,612	2,261,478	293,992	-	293,992
T3768	ON	N/A	-	-	-	-	-	-	-	-	-	-	-	-
T3769	QC	7/23/2013	2,194,428	43,908	73,037	116,944	2,311,373	64,570	107,407	171,977	2,483,350	124,167	247,714	371,882
T3770	AB	3/19/2013	2,249,468	41,939	77,938	119,878	2,369,346	61,676	114,615	176,291	2,545,636	127,282	-	127,282
T3772	AB	3/19/2013	2,494,102	33,334	99,580	132,915	2,627,017	49,021	146,442	195,463	2,822,479	141,124	-	141,124
T3773	ON	2/5/2013	1,807,024	44,863	51,436	96,299	1,903,323	65,975	75,641	141,616	2,044,940	265,842	-	265,842
T7000	QC	N/A	-	-	-	-	-	-	-	-	-	-	-	-
T7001	ON	5/22/2013	2,281,167	42,997	78,570	121,567	2,402,734	63,231	115,544	178,775	2,581,509	335,596	-	335,596
T7002	ON	1/23/2014	8,320,627	75,893	89,570	115,463	8,436,090	111,607	58,191	169,799	8,605,889	1,118,766	-	1,118,766
T7003	ON	N/A	-	-	-	-	-	-	-	-	-	-	-	-
T7004	ON	6/12/2014	1,455,420	-	119,527	119,527	1,574,947	-	175,775	175,775	1,750,722	227,594	-	227,594
T7005	ON	N/A	-	-	-	-	-	-	-	-	-	-	-	-
T7006	QC	6/12/2014	1,338,359	-	109,914	109,914	1,448,272	-	161,638	161,638	1,609,910	80,495	160,589	241,084
T7007	BC	N/A	-	-	-	-	-	-	-	-	-	-	-	-
T7008	ON	N/A	-	-	-	-	-	-	-	-	-	-	-	-
T7009	BC	N/A	-	-	-	-	-	-	-	-	-	-	-	-
T7010	AB	N/A	-	-	-	-	-	-	-	-	-	-	-	-
T7011	AB	N/A	-	-	-	-	-	-	-	-	-	-	-	-
T7012	MB	8/28/2014	2,143,913	-	241,368	241,368	2,385,281	-	354,953	354,953	2,740,233	137,012	-	137,012
T7013	ON	N/A	-	-	-	-	-	-	-	-	-	-	-	-
			253,208,994	4,346,225	9,239,956	13,586,181	266,795,175	6,391,507	13,588,170	19,979,678	286,774,853	25,537,056	5,440,109	30,977,165

Location	Province	Estimate Date	December	January	February	March	April	May	June	July	August	September	October	November	December 2014	December 2014	December 2014	December 2014	December 2014
(City)															From 2014	From 2014	From 2014	From 2014	From 2014
1305	ON	4/20/2013	81,721.81												81,721.81				
1306	ON	4/20/2013	52,708.42												52,708.42				
1307	BC	3/17/2013	78,007.43												78,007.43				
1308	BC	3/17/2013	65,776.73												65,776.73				
1310	ON	7/27/2013	56,716.43												56,716.43				
1311	ON	7/27/2013	56,716.43												56,716.43				
1313	QC	5/27/2013	56,716.43												56,716.43				
1314	QC	5/27/2013	56,716.43												56,716.43				
1315	ON	5/27/2013	56,716.43												56,716.43				
1316	ON	5/27/2013	56,716.43												56,716.43				
1317	ON	5/27/2013	56,716.43												56,716.43				
1318	ON	5/27/2013	56,716.43												56,716.43				
1319	ON	5/27/2013	56,716.43												56,716.43				
1320	ON	5/27/2013	56,716.43												56,716.43				
1321	ON	5/27/2013	56,716.43												56,716.43				
1322	ON	5/27/2013	56,716.43												56,716.43				
1323	ON	5/27/2013	56,716.43												56,716.43				
1324	ON	5/27/2013	56,716.43												56,716.43				
1325	ON	5/27/2013	56,716.43												56,716.43				
1326	ON	5/27/2013	56,716.43												56,716.43				
1327	ON	5/27/2013	56,716.43												56,716.43				
1328	ON	5/27/2013	56,716.43												56,716.43				
1329	ON	5/27/2013	56,716.43												56,716.43				
1330	ON	5/27/2013	56,716.43												56,716.43				
1331	ON	5/27/2013	56,716.43												56,716.43				
1332	ON	5/27/2013	56,716.43												56,716.43				
1333	ON	5/27/2013	56,716.43												56,716.43				
1334	ON	5/27/2013	56,716.43												56,716.43				
1335	ON	5/27/2013	56,716.43												56,716.43				
1336	ON	5/27/2013	56,716.43												56,716.43				
1337	ON	5/27/2013	56,716.43												56,716.43				
1338	ON	5/27/2013	56,716.43												56,716.43				
1339	ON	5/27/2013	56,716.43												56,716.43				
1340	ON	5/27/2013	56,716.43												56,716.43				
1341	ON	5/27/2013	56,716.43												56,716.43				
1342	ON	5/27/2013	56,716.43												56,716.43				
1343	ON	5/27/2013	56,716.43												56,716.43				
1344	ON	5/27/2013	56,716.43												56,716.43				
1345	ON	5/27/2013	56,716.43												56,716.43				
1346	ON	5/27/2013	56,716.43												56,716.43				
1347	ON	5/27/2013	56,716.43												56,716.43				
1348	ON	5/27/2013	56,716.43												56,716.43				
1349	ON	5/27/2013	56,716.43												56,716.43				
1350	ON	5/27/2013	56,716.43												56,716.43				
1351	ON	5/27/2013	56,716.43												56,716.43				
1352	ON	5/27/2013	56,716.43												56,716.43				
1353	ON	5/27/2013	56,716.43												56,716.43				
1354	ON	5/27/2013	56,716.43												56,716.43				
1355	ON	5/27/2013	56,716.43												56,716.43				
1356	ON	5/27/2013	56,716.43												56,716.43				
1357	ON	5/27/2013	56,716.43												56,716.43				
1358	ON	5/27/2013	56,716.43												56,716.43				
1359	ON	5/27/2013	56,716.43												56,716.43				
1360	ON	5/27/2013	56,716.43												56,716.43				
1361	ON	5/27/2013	56,716.43												56,716.43				
1362	ON	5/27/2013	56,716.43												56,716.43				
1363	ON	5/27/2013	56,716.43												56,716.43				
1364	ON	5/27/2013	56,716.43												56,716.43				
1365	ON	5/27/2013	56,716.43												56,716.43				
1366	ON	5/27/2013	56,716.43												56,716.43				
1367	ON	5/27/2013	56,716.43												56,716.43				
1368	ON	5/27/2013	56,716.43												56,716.43				
1369	ON	5/27/2013	56,716.43												56,716.43				
1370	ON	5/27/2013	56,716.43												56,716.43				
1371	ON	5/27/2013	56,716.43												56,716.43				
1372	ON	5/27/2013	56,716.43												56,716.43				
1373	ON	5/27/2013	56,716.43												56,716.43				
1374	ON	5/27/2013	56,716.43												56,716.43				
1375	ON	5/27/2013	56,716.43												56,716.43				
1376	ON	5/27/2013	56,716.43												56,716.43				
1377	ON	5/27/2013	56,716.43												56,716.43				
1378	ON	5/27/2013	56,716.43												56,716.43				
1379	ON	5/27/2013	56,716.43												56,716.43				
1380	ON	5/27/2013	56,716.43												56,716.43				
1381	ON	5/27/2013	56,716.43												56,716.43				
1382	ON	5/27/2013	56,716.43												56,716.43				
1383	ON	5/27/2013	56,716.43												56,716.43				
1384	ON	5/27/2013	56,716.43												56,716.43				
1385	ON	5/27/2013	56,716.43												56,716.43				
1386	ON	5/27/2013	56,716.43												56,716.43				
1387	ON	5/27/2013	56,716.43												56,716.43				
1388	ON	5/27/2013	56,716.43												56,716.43				
1389	ON	5/27/2013	56,716.43												56,716.43				
1390</																			

Leaseback Rent Payments
FY13 & FY14

Payment Date	12/30/2013	5/21/2014		6/25/2014	9/29/2014	12/29/2014		FY13	FY14	Total Payments
Rent Period Covered	Feb - Dec 2013	1/9/14 - 2/1/14	2/2/14 - 5/3/14	Actual Payment	May-14	June - Aug	Sept - Nov	2/2/14 - 11/30/14	Feb - Jan 2014	2/2/14 - 11/30/14
Rent Paid	137,950,906	14,827,769	59,311,075	74,138,843	19,770,358	63,200,753	67,015,483	209,297,669	152,778,674	362,076,343
GST	12,567,661	1,314,523	5,258,091	6,572,613	1,751,697	5,597,128	5,921,118	18,529,034	13,882,183	32,411,217
QST	1,892,955	305,256	1,221,022	1,526,278	407,007	1,220,908	1,284,734	4,133,671	2,198,211	6,331,882
Total	14,460,516	1,619,778	6,479,113	8,098,891	2,159,704	6,818,036	7,205,852	22,662,705	16,080,394	38,743,099

Accrued Rent 170,819,098 222,040,697 392,859,794

Difference (18,040,423) (12,743,028) (30,783,451) Agrees to True-up provided to Osler for Termination

SCHEDULE C.3

GST PAYMENT INFORMATION



ELECTRONIC PAYMENT FORM - Canada

Treasury Operations
Fax: (612) 761-5508
Phone: (612) 761-5580

Please fill in required information fields completely and obtain the authorizing signatures. Fax the completed form to Treasury Operations at the above listed fax number. Repetitive payment requests may be emailed to the TargetCorp.Payments email box. Incomplete forms will be returned. Wire requests must be submitted no later than 11:00 AM (CST) on the day the payment is due. ACH requests must be submitted no later than 2:00 PM (CST) one day prior to the day the payment is due.

TYPE OF PAYMENT: Tax Payment - See Voucher COMPANY DIVISION: Target Canada Co Prop LLC - CAD23

GENERAL LEDGER DEBIT ACCOUNT INFORMATION:

2006	9730	2031210	\$	7,953,079.66
SAP Company Code	SAP Profit Center	SAP Cost Center	SAP Internal Order	SAP GL Account Amount
SAP Company Code	SAP Profit Center	SAP Cost Center	SAP Internal Order	SAP GL Account Amount
SAP Company Code	SAP Profit Center	SAP Cost Center	SAP Internal Order	SAP GL Account Amount
SAP Company Code	SAP Profit Center	SAP Cost Center	SAP Internal Order	SAP GL Account Amount

PAYMENT INFORMATION: Cash Trapping Required (for TNB use only)

3/30/2015 7,953,079.66 CAD - Canadian Dollar Currency

BENEFICIARY'S BANKING INFORMATION:

Repeat Number (if one): [Redacted]

* Name on Bank Account: Canada Revenue Agency

* Bank Name: N/A - Locked down in Bank of America

Bank City/Province, State: N/A - Locked down in Bank of America

* Bank Account # or IBAN: N/A - Locked down in Bank of America

* SWIFT Code: N/A - Locked down in Bank of America

* Sort Branch Code: N/A - Locked down in Bank of America

For Further Credit Account #: N/A - Locked down in Bank of America

Intermediary Bank: N/A - Locked down in Bank of America

Intermediary ABA or SWIFT Code: N/A - Locked down in Bank of America

Special Instructions (Non-Repeats only): See attached Voucher
* Purpose of Payment (for internal use): Canada Revenue Agency - GST

OTHER BENEFICIARY/VENDOR INFORMATION:

* Beneficiary Address: _____

* Beneficiary City, State, Zip: _____

* Beneficiary Business Number(CRA Tax ID): _____

GST/HST number: _____

Treasury Internal Bank to Bank Transfer? Yes No

Is this for a tangible product (ex. Furniture, samples, supplies, merchandise)? Yes No Both (product & service) (if yes, skip next question)

Were any services performed in the US? Yes No Both (inside US & outside US)

APPROVAL: I hereby authorize transfer of above listed dollar amount on payment effective date indicated and I have confirmed name information and electronic payment instructions are correct.

* Internal Contact (IC): [Redacted] Phone Number: [Redacted]

[Redacted] Accountant [Redacted] EFT Approver Signature [Redacted] Date: 3/25/15 Phone #: [Redacted]

[Redacted] Name Title [Redacted] EFT Approver Signature [Redacted] Date: 3/25/15 Phone #: [Redacted]

[Redacted] Supervisor Sales & Use Tax [Redacted] EFT Approver Signature [Redacted] Date: [Redacted] Phone #: [Redacted]

Approval for repetitive payments is required by one EFT Approver. Approval for non-repetitive payments is required by two EFT Approvers (one of which must be a director or above on requests greater than \$1,000; one with unlimited signing authority on requests greater than \$20 million).

**GST/HST NETFILE - Confirmation**

Your return has been successfully filed.

Your confirmation number is: 252524.

Please print a copy of this confirmation for your records. Do not send us a paper copy of your return.

Thank you for using GST/HST NETFILE.

Business Name

Target Canada Property LLC

Business Number

836824375RT0001

Reporting period

From: 2015-02-01 **To:** 2015-02-28

Filing date

2015-03-26

Payment due date

2015-03-31

Line 101 - Sales and other revenue	\$ 0.00
Line 135 - Total GST/HST new housing rebates (included in line 108)	\$ 0.00
Line 136 - Deduction for pension rebate amount (included in line 108)	\$ 0.00
Line 105 - Total GST/HST and adjustments for period	\$ 8,636,588.83
Line 108 - Total ITCs and adjustments	\$ 683,509.17
Line 109 - Net Tax	\$ 7,953,079.66
Line 110 - Instalments and other annual filer payments	\$ 0.00
Line 111 - Rebates (note: rebate forms must be mailed separately)	\$ 0.00
Line 205 - GST/HST due on acquisition of taxable real property	\$ 0.00
Line 405 - Other GST/HST to be self-assessed	\$ 0.00
Line 114 - Refund claimed	\$ 0.00
Amount owing	\$ 7,953,079.66

If you owe money, you may be able to pay online using your financial institution's Internet banking service, CRA's My Payment or by setting up a pre-authorized debit agreement through My Business Account. If you choose to pay by cheque or money order please use the remittance voucher (Form RC158) that you received with your access code. Please note that your payment may not be reflected on your Notice of Assessment.

Date Modified: 2014-11-13



Canada TaxPay and BillPay Service

Make a payment - confirmation

TARGET CANADA PROPERTY LLC

Payment to Federal - GST/HST Payment -- (GST-P)

The transaction is now in Pending Approval status and requires 1 approvals:

Pay from	[REDACTED]
Tax account to pay	6368243/5RT0001
Period start date	01 Feb 2015
Period end date	28 Feb 2015
Due date	31 Mar 2015
Instalment payment	\$0.00
Amount owing	\$7,953,079.66
Other payment	\$0.00
Audit assessment	\$0.00
Total payment	\$7,953,079.66
Payment date	30 Mar 2015

[Main Menu](#) | [Sign off](#)

* You may wish to save or print this page for future reference.

** Please note: If you need to cancel or postpone, please call the Vendor Call Centre (1-800-368-7262) or visit [www.bankofamerica.com](#).

Content is Property of Bank of America. All rights reserved. [Online Privacy Policy](#)

We process the payments you request overnight. Although your account will not be debited until the settlement date, we process the payment on the business day before the settlement date. This means you must enter the payment request by the business day before the settlement date.

SCHEDULE C.4

QST PAYMENT INFORMATION



ELECTRONIC PAYMENT FORM - Canada

Treasury Operations
Fax: (612) 761-5508
Phone: (612) 761-5580

Please fill in required information fields completely and obtain the authorizing signatures. Fax the completed form to Treasury Operations at the above listed fax number. Repetitive payment requests may be emailed to the TargetCorp.Payments email box. Incomplete forms will be returned. Wire requests must be submitted no later than 11:00 AM (CST) on the day the payment is due. ACH requests must be submitted no later than 2:00 PM (CST) one day prior to the day the payment is due.

TYPE OF PAYMENT: Tax Payment - See Voucher COMPANY DIVISION: Target Canada Prop LLC - CAD23

Note: Payment to MRQ by Target Canada Property LP 1220954249 TQ0001

GENERAL LEDGER DEBIT ACCOUNT INFORMATION

2006	9730			2031210	1,298,877.73
SAP Company Code	SAP Profit Center	SAP Cost Center	SAP Internal Order	SAP GL Account	Amount
SAP Company Code	SAP Profit Center	SAP Cost Center	SAP Internal Order	SAP GL Account	Amount
SAP Company Code	SAP Profit Center	SAP Cost Center	SAP Internal Order	SAP GL Account	Amount
SAP Company Code	SAP Profit Center	SAP Cost Center	SAP Internal Order	SAP GL Account	Amount

PAYMENT INFORMATION

Cash Trapping Required (for TNB use only)

3/30/2015 1,298,877.73

Payment Effective Date Amount CAD - Canadian Dollar Currency

BENEFICIARY'S BANKING INFORMATION

* Required Field

Repeat Number (if one): [Redacted]

* Name on Bank Account: Revenu Quebec

* Bank Name: N/A - Locked down in Bank of America

Bank City/Province, State: N/A - Locked down in Bank of America

* Bank Account # or IBAN: N/A - Locked down in Bank of America

* SWIFT Code: N/A - Locked down in Bank of America

* Sort Branch Code: N/A - Locked down in Bank of America

For Further Credit Account #: N/A - Locked down in Bank of America

Intermediary Bank: N/A - Locked down in Bank of America

Intermediary ABA or SWIFT Code: N/A - Locked down in Bank of America

Special Instructions (Non-Repeats only):

See attached Voucher

* Purpose of Payment (for internal use):

Quebec QST

OTHER BENEFICIARY/VENDOR INFORMATION

* Beneficiary Address: 1056 Rue Louis Alexandre Taschereau 4E eta

* Beneficiary City, State, Zip: Quebec G1R 5E6

* Beneficiary Business Number(CRA Tax ID):

GST/HST number:

Treasury Internal Bank to Bank Transfer? Yes No

Is this for a tangible product (ex. Furniture, samples, supplies, merchandise)? Yes No Both (product & service) (if yes, skip next question)

Were any services performed in the US? Yes No Both (inside US & outside US)

APPROVAL: I hereby authorize transfer of above listed dollar amount on payment effective date indicated and I have confirmed payee information and electronic payment instructions are correct.

* Internal Contact (IC): [Redacted]

Name: [Redacted]

Title: Accountant

Supv, Sales & Use Tax Title: [Redacted]

IC Phone Number: [Redacted]

EFT Approver Signature: [Redacted]

Date: 3/25/15

Phone #: [Redacted]

EFT Approver Signature: [Redacted]

Date: 3/25/15

Phone #: [Redacted]

Approval for repetitive payments is required by one EFT Approver. Approval for non-repetitive payments is required by two EFT Approvers (one of which must be a director or above on requests greater than \$1,000; one with unlimited signing authority on requests greater than \$20 million).



TARGET CANADA PROPERTY LLC
 Québec enterprise No. (NEQ):
 Identification No.: 1220954249

GST/HST and QST returns



Acknowledgement of Receipt

You transmitted the information on March 26, 2015, at 9:24:16 a.m., using clicSÉCUR express. The reference number is **000144005**.

You should keep the reference number because you will need it to make a payment using the online payment service.

The business has a balance due. The payment can be made through our online payment service. Click on Next to access the service.

File	TQ0001
QST reporting period	From February 1, 2015 to February 28, 2015
Due date	March 31, 2015

QST Return

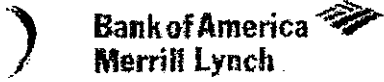
Total supplies (sales figure) (line 201)

Net tax calculation

Tax collectible	
QST collectible (line 203)	1,448,727.57
QST adjustments (line 204)	+ 0
QST payable on immovables (line 214)	+ 0
Total QST collectible and adjustments (line 205)	= 1,448,727.57
Input tax refunds (ITRs)	
ITRs (line 206)	149,849.84
ITR adjustments and ITRs respecting immovables (line 207)	+ 0
Total ITRs and adjustments (line 208)	= 149,849.84
Net QST (line 209) (Subtract line 208 from line 205.)	= 1,298,877.73 → 1,298,877.73

Other credits

Rebates



Canada TaxPay and BillPay Service

Canada TaxPay and BillPay Service

Make a payment - confirmation

TARGET CANADA PROPERTY LLC

Payment to QUEBEC COMBINED GST/HST + QST REMITTANCE -- (FPZ-500.IF)

Confirmation number 2374657
Confirmation security number 5065fe4fb07060bf0f0dce8d20241ff989bd0160

Pay from
GST account 1220954249T00001
GST Period From 01 Feb 2015 To 28 Feb 2015
QST Period From 01 Feb 2015 To 28 Feb 2015
Due date 31 Mar 2015

Table with 4 columns: Item description, Amount, Item description, Amount. Includes rows for 101 Supplies, 105 GST/HST Collectible and adjustments, 108 ITCs payable and adjustments, 110 GST/HST instalments, 111 Other GST/HST rebates, 113 GST/HST Payable, 113 GST/HST Refund, 205 QST Collectible and adjustments, 208 ITRs payable and adjustments, 210 QST Instalments, 211 Other QST rebates, 213 QST Payable, 213 QST Refund.

QST Remittance	\$1298877.73
Amount payable	\$1298877.73
Payment date	30 Mar 2015

[Main Menu](#) | [Sign off](#)

* You may wish to save or print this page for future reference.

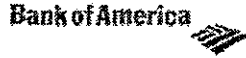
** Please note: If you need to cancel this transaction, please access the "View / Cancel Future Dated Transactions" link from your main menu

Contents Property of Bank of America. All rights reserved. [Online Privacy Policy](#)

We process the payments you request overnight. Although your account will not be debited until the settlement date, we process the payment on the business day before the settlement date. This means you must enter the payment request by the business day before the settlement date.

SCHEDULE C.5

SUBLEASE RENT PREPAYMENT



Bank of America, National Association, Canada Branch.

Deposits with Bank of America Canada are NOT INSURED by the Canada Deposit Insurance Corporation.

Branch BIC: BOCACATT
 Branch name/no: BANK OF AMERICA NA, CNR 7114
 Branch address: 290 FRONT ST, SUITE 2500, TORONTO, CANADA M5V 3L2

STATEMENT OF ACCOUNT

COMMERCIAL
 MONTHLY
 TARGET CANADA PROPERTY LLC

ACCOUNT NUMBER: [REDACTED]

TARGET CANADA PROPERTY LLC
 33 SOUTH 6TH STREET CC-1025
 MINNEAPOLIS, MN 55402
 ATTN: [REDACTED]

Currency: CAD
 This Statement Date: 03JAN15
 Last Date for this Statement Type: 29NOV14
 Sheet number: 1

Posted Date	Incl Date	Trn Typ	Description/Reference	Transaction Amount	Balance
			OPENING BALANCE		0.00
01DEC14	01DEC14		[REDACTED] 167 SWEEP FRN [REDACTED]	6,615,039.77CR	
01DEC14	PVT	71243396701	165 BANK CANADA BR - TAX PAYMENTS TRF/REF: [REDACTED] 340067400095514055V5	5,997,128.25DR	
01DEC14	PVT	71143396712	166 BANK CANADA BR - TAX PAYMENTS TRF/REF: [REDACTED] 340067400095512457V5	1,220,507.54DR	0.00
12DEC14	12DEC14		[REDACTED] 171 SWEEP FRN [REDACTED]	760,877.86CR	
12DEC14	PVT	CANADA 1361X	170 PCL CONSTRUCTORS CANADA CLO/REP: 711400345140213	254,110.04DR	
12DEC14	PVT	CANADA 1361X	169 PCL CONSTRUCTORS CANADA CLO/REP: 711400345140213	101,952.00DR	
12DEC14	PVT	CANADA 1356X	168 GRANAK CONSTRUCTION AND CLO/REP: 711400345140214	15,492.52DR	0.00
16DEC14	16DEC14		[REDACTED] 174 SWEEP FRN [REDACTED]	1,004,271.16CR	
16DEC14	PVT	CANADA 1354X	173 RELIANCE CONSTRUCTION OF CLO/REP: 711400345140213	517,117.95DR	
16DEC14	PVT	CANADA 1361X	173 POMERLEAU CLO/REP: 711400345140214	495,137.65DR	0.00
30DEC14	30DEC14		[REDACTED] 176 SWEEP FRN [REDACTED]	534.00CR	
30DEC14	PVT	CANADA X12	175 TR BANK TORONTO NTGS TRF/REF: [REDACTED]	534.00DR	0.40
31DEC14	31DEC14		[REDACTED] 178 SWEEP FRN [REDACTED]	8,286,166.16CR	
31DEC14	PVT	CANADA 1493X	177 TARGET CANADA CO. TRF/REF: [REDACTED] N/A N/A N/A N/A ENDING BALANCE	8,286,166.16CR	0.00

PLEASE CONTACT DEDICATED.CANADA@BANKOFAMERICA.COM WITH ANY QUESTIONS RELATED TO THIS STATEMENT.

TOTAL DEBITS 9 TOTAL VALUE OF DEBITS 17,780,182.35
 TOTAL CREDITS 5 TOTAL VALUE OF CREDITS 17,780,182.35

on spreadsheet it lists CANADA H72X as the repeat.

SCHEDULE C.6

ACCRUED UNPAID GST/QST – SUBLEASE RENT



2x 8,341,974.03
8,341,974.03

Prepared by
Reviewed by

Doc Type	Account	Debit	Credit	Balance	Transaction Date	Transaction Description	Posting Date	Account	Debit	Credit	Balance	Transaction Date	Transaction Description	Posting Date	Account	Debit	Credit	Balance
1	7122500		8,341,974.03	8,341,974.03	07/30/2001	Initial Credits	07/30											
2	7122500			8,341,974.03	07/30/2001	Initial Debits	07/30											
3	1093100			8,341,974.03	07/30/2001	Interest Income	07/30											
4	1093100			8,341,974.03	07/30/2001	Interest Income	07/30											
5	2032840			8,341,974.03	07/30/2001	Interest Income	07/30											
6	2032840			8,341,974.03	07/30/2001	Interest Income	07/30											
7	7122500			8,341,974.03	07/30/2001	Interest Income	07/30											
8	1093100			8,341,974.03	07/30/2001	Interest Income	07/30											
9	1093110			8,341,974.03	07/30/2001	Interest Income	07/30											
10	2032840			8,341,974.03	07/30/2001	Interest Income	07/30											
11	2032840			8,341,974.03	07/30/2001	Interest Income	07/30											
12	2032840			8,341,974.03	07/30/2001	Interest Income	07/30											
13	2032840			8,341,974.03	07/30/2001	Interest Income	07/30											
14	2032840			8,341,974.03	07/30/2001	Interest Income	07/30											
15	2032840			8,341,974.03	07/30/2001	Interest Income	07/30											
16	2032840			8,341,974.03	07/30/2001	Interest Income	07/30											
17	2032840			8,341,974.03	07/30/2001	Interest Income	07/30											
18	2032840			8,341,974.03	07/30/2001	Interest Income	07/30											
19	2032840			8,341,974.03	07/30/2001	Interest Income	07/30											
20	2032840			8,341,974.03	07/30/2001	Interest Income	07/30											
21	2032840			8,341,974.03	07/30/2001	Interest Income	07/30											
22	2032840			8,341,974.03	07/30/2001	Interest Income	07/30											
23	2032840			8,341,974.03	07/30/2001	Interest Income	07/30											
24	2032840			8,341,974.03	07/30/2001	Interest Income	07/30											
25	2032840			8,341,974.03	07/30/2001	Interest Income	07/30											
26	2032840			8,341,974.03	07/30/2001	Interest Income	07/30											
27	2032840			8,341,974.03	07/30/2001	Interest Income	07/30											
28	2032840			8,341,974.03	07/30/2001	Interest Income	07/30											
29	2032840			8,341,974.03	07/30/2001	Interest Income	07/30											
30	2032840			8,341,974.03	07/30/2001	Interest Income	07/30											
31	2032840			8,341,974.03	07/30/2001	Interest Income	07/30											
32	2032840			8,341,974.03	07/30/2001	Interest Income	07/30											

Canada AP

Note: This w/p represents all Canada Co. base rent payments r

<u>H</u>	<u>Amount</u>	<u>Profit</u>	<u>Center</u>
D	29079.46		3519
D	90582.11		7301
D	39012.19		3509
D	420		7411
D	250		7411
D	210		7411
D	1696		7411
D	70		7411
D	36561.22		3719
D	12625		3655
D	35705		3728
D	33876.28		3749
D	29488.54		3715
D	23351.25		3743
D	13453.54		3522
D	21167.75		3668
D	28139.04		3511
D	40985.13		3639
D	40228.76		3729
D	35763		3737
D	37496		3754
D	37747.78		3695
D	35666.88		3608
D	40509.5		3547
D	14881.12		3577
D	18987.05		3550
D	19306.5		3688
D	21100.29		3738
D	28410.76		3557
D	21178.13		3757
D	29361.79		3507
D	41040.13		3590
D	11079.17		3667
D	37336.88		3696
D	16041.67		3538
D	21527.87		3707
D	33440.25		3755
D	36946.25		3773
D	2330.42		9730
D	31270.26		3624
D	34538.35		3770
D	24312.5		3717
D	155212.78		9730
D	45		7418
D	1748.96		7418
D	7815.44		7400
D	24571.49		3708
D	36623.17		3505
D	38837.75		3697
D	23654.5		3694

D	10936.34	3731
D	24814.17	3763
D	20950	3766
D	1671.88	7403
D	35409.13	7001
D	31076.47	3617
D	28448.13	3746
D	40505.79	3534
D	62781.25	3548
D	43590.38	3768
D	26349.17	3751
D	27947.5	3526
D	39310.51	3753
D	32685.25	3760
D	35240.63	3732
D	40044.47	3762
D	36106.73	3742
D	62500	7002
D	23.92	3644
D	13825	3644
D	23940.6	3725
D	11350.12	3759
D	50515.5	3767
D	12500	3730
D	26562.29	3706
D	26396.71	3508
D	27451.68	3772
D	31790.59	3630
D	30084.98	3714
D	50324.88	3561
D	43032.38	3765
D	26652.83	3709
D	35413	3647
D	8437.5	3552
D	12041.88	3672
D	1458	7416
D	17170.42	3592
D	7486.45	7407
D	51458.5	7000
D	39896.42	3642
D	29710.42	3670
D	21777.5	3530
D	11777.75	3533
D	40928.52	3652
D	24165.75	3566
D	26463.25	3744
D	30839.25	3524
D	46891.62	3634
D	36190.37	3693
D	5148.38	3709
D	23054.5	3698
D	25423.21	3705
D	29657.88	3718
D	11218.75	3657
D	16666.67	3614

D	31941.5	3704
D	6458.34	3645
D	28737.5	3648
D	36178.22	3671
D	21022.03	3710
D	16666.67	3560
D	27824.25	3564
D	28567.5	3565
D	35072.5	3574
D	16877.91	3516
D	22896	3666
D	6326.6	3575
D	26265.25	3586
D	19131.38	3677
D	108749.5	7300
D	34187.92	3595
D	27377.54	3682
D	225	7410
D	1182.21	7410
D	24889.84	3609
D	20542.32	3610
D	11150.42	3699
D	17375.32	3702
D	31820.09	3663
D	9095.84	3665
D	35217.54	3669
D	32786.16	3747
D	33706.75	3761
D	36159.38	3769
D	17102.78	3613
D	11316.17	3576
D	32388.88	3591
D	212	7417
D	1408.17	7417
D	18881.33	3637
D	1231.21	7412
D	8917.6	3650
D	41584.68	3739
D	34896.25	3616
D	11451.43	3615
D	30203.75	3623
D	33683.59	3713
D	26184.57	3690
D	34351.1	3628
D	35505.01	3572
D	38866	3764
D	24559.95	3636
D	32785.38	3510
D	39635.17	3646
D	31857.96	3559
D	19258.34	3658
D	17870.17	3512
D	56.67	7413
D	56.67	7414
D	56.67	7415

D	2375.00	7413
D	2375.00	7414
D	2375.00	7415
D	29079.46	3519
D	90582.11	7301
D	39012.19	3509
D	420	7411
D	250	7411
D	210	7411
D	1696	7411
D	70	7411
D	36561.22	3719
D	12625	3655
D	35705	3728
D	33876.28	3749
D	29488.54	3715
D	23351.25	3743
D	13453.54	3522
D	21167.75	3668
D	28139.04	3511
D	40985.13	3639
D	40228.76	3729
D	35763	3737
D	37496	3754
D	37747.78	3695
D	35666.88	3608
D	40509.5	3547

SCHEDULE C.7

GST PAYMENT INFORMATION



ELECTRONIC PAYMENT FORM - Canada

Treasury Operations
Fax: (612) 761-5508
Phone: (612) 761-5580

Please fill in required information fields completely and obtain the authorizing signatures. Fax the completed form to Treasury Operations at the above listed fax number. Repetitive payment requests may be emailed to the TargetCorp.Payments email box. Incomplete forms will be returned. Wire requests must be submitted no later than 11:00 AM (CST) on the day the payment is due. ACH requests must be submitted no later than 2:00 PM (CST) one day prior to the day the payment is due.

TYPE OF PAYMENT: Tax Payment - See Voucher COMPANY DIVISION: Target Canada Co (CAD) - CAP01
GST/HST 83553660BRT0001

GENERAL ORDER / ACCOUNT INFORMATION					
2001	9730			2031210	\$ 4,181,865.99
SAP Company Code	SAP Profit Center	SAP Cost Center	SAP Internal Order	SAP GL Account	Amount
SAP Company Code	SAP Profit Center	SAP Cost Center	SAP Internal Order	SAP GL Account	Amount
SAP Company Code	SAP Profit Center	SAP Cost Center	SAP Internal Order	SAP GL Account	Amount
SAP Company Code	SAP Profit Center	SAP Cost Center	SAP Internal Order	SAP GL Account	Amount

PAYMENT INFORMATION Cash Trapping Required (for TNB use only)
3/30/2015 \$ 4,181,865.99 CAD - Canadian Dollar
Payment Effective Date Amount Currency

BENEFICIARY BANKING INFORMATION * Required Field

Repeat Number (if one): [Redacted]

* Name on Bank Account: Canadian Revenue Agency

* Bank Name: N/A - Locked down in Bank of America

Bank City/Province, State: N/A - Locked down in Bank of America

* Bank Account # or IBAN: N/A - Locked down in Bank of America

* SWIFT Code: N/A - Locked down in Bank of America

* Sort Branch Code: N/A - Locked down in Bank of America

For Further Credit Account #: N/A - Locked down in Bank of America

Intermediary Bank: N/A - Locked down in Bank of America

Intermediary ABA or SWIFT Code: N/A - Locked down in Bank of America

Special Instructions (Non-Repeats only): See attached Voucher

* Purpose of Payment (for internal use): Canadian Revenue Agency - GST/HST Tax Payments

OTHER BENEFICIARY/VENDOR INFORMATION

* Beneficiary Address: _____

* Beneficiary City, State, Zip: _____

* Beneficiary Business Number (CRA Tax ID): _____
GST/HST number: _____

Treasury Internal Bank to Bank Transfer? Yes No

Is this for a tangible product (ex. Furniture, samples, supplies, merchandise)? Yes No Both (product & service) (if yes, skip next question)

Were any services performed in the US? Yes No Both (inside US & outside US)

APPROVAL: I hereby authorize transfer of above listed dollar amount on payment effective date indicated and I have confirmed payee information and electronic payment instructions are correct.

* Internal Contact (IC): [Redacted] IC Phone Number: [Redacted]

Name: [Redacted] Title: Accountant EFT Approver Signature: [Redacted] Date: 3/25/15 Phone #: [Redacted]

Name: [Redacted] Title: Supervisor Sales & Use Tax EFT Approver Signature: [Redacted] Date: 3/25/15 Phone #: [Redacted]

Approval for repetitive payments is required by one EFT Approver. Approval for non-repetitive payments is required by two EFT Approvers (one of which must be a director or above on requests greater than \$1,000; one with unlimited signing authority on requests greater than \$20 million).



Canada Revenue Agency
Agence du revenu du Canada

Canada

GST/HST NETFILE - Confirmation

Your return has been successfully filed.

Your confirmation number is: 650176.

Please print a copy of this confirmation for your records. Do not send us a paper copy of your return.

Thank you for using GST/HST NETFILE.

Business Name
TARGET CANADA CO.

Business Number
835536608RT0001

Reporting period
From: 2015-02-01 **To:** 2015-02-28

Filing date
2015-03-26

Payment due date
2015-03-31

Schedule B

Line 1400 - Gross ITCs and adjustments (before recapture) \$ 15,787,648.22

ITC recapture

	Line 1401	Rate	Line 1402
Ontario			
2015-02-01 to 2015-02-28	\$ 3,527.88	x 100%	\$ 3,527.88

Line 108 - Total ITCs and adjustments \$ 15,784,120.34

GST/HST Return Summary

Line 101 - Sales and other revenue	\$ 234,066,744.51
Line 135 - Total GST/HST new housing rebates (included in line 108)	\$ 0.00
Line 136 - Deduction for pension rebate amount (included in line 108)	\$ 0.00
Line 105 - Total GST/HST and adjustments for period	\$ 19,966,086.33
Line 108 - Total ITCs and adjustments	\$ 15,784,120.34
Line 109 - Net Tax	\$ 4,181,965.99
Line 110 - Instalments and other annual filer payments	\$ 0.00

3/26/2015

GST/HST NETFILE - Confirmation

Line 111 - Rebates (note: rebate forms must be mailed separately)	\$ 0.00
Line 205 - GST/HST due on acquisition of taxable real property	\$ 0.00
Line 405 - Other GST/HST to be self-assessed	\$ 0.00
Line 114 - Refund claimed	\$ 0.00
Amount owing	\$ 4,181,965.99

If you owe money, you may be able to pay online using your financial institution's Internet banking service, CRA's My Payment or by setting up a pre-authorized debit agreement through My Business Account. If you choose to pay by cheque or money order please use the remittance voucher (Form RC158) that you received with your access code. Please note that your payment may not be reflected on your Notice of Assessment.

Date Modified: 2014-11-13



Canada TaxPay and BillPay Service

2015-03-03 10:00 AM Page 1

Make a payment - confirmation

TARGET CANADA CO [REDACTED]
[REDACTED]

Payment to QUEBEC GST/HST REMITTANCE -- (FPZ-34.JF)

Confirmation number 2369725
Confirmation security number 8e553b688a15eda0e41fb05085012fab8992e59

Pay from [REDACTED]
GST account 835536606R10001
GST Period From 01 Feb 2015 To 28 Feb 2015
Due date 31 Mar 2015

101 Supplies (Sales Figure)	\$234066744.51	135 New housing rebate included in the ITCs	\$0.00
105 GST/HST Collectible and adjustments		110 GST/HST instalments	
19966096 33	- \$15784120.34	111 Other GST/HST rebates	- \$0.00
		113 GST/HST Payable	113 GST/HST Refund
		= \$4181965.99	or \$0.00
		Amount payable	\$4181965.99
		Payment date	30 Mar 2015

[Main Menu](#) | [Sign off](#)

* You may wish to save or print this page for future reference.

** Please note: If you need to cancel this transaction, please access the "View / Cancel" button below "Transactions" and, from your main menu.

Contents Property of Bank of America. All rights reserved. [Online Privacy Policy](#)

We process the payments you request overnight. Although your account will not be debited until the settlement date, we process the payment on the business day before the settlement date. This means you must enter the payment request by the business day before the settlement date.

MONTHLY ACCOUNT RECONCILIATION - TARGET STORES

Account Balance and Activity Definition :

The account is used to reserve for potential sales and use tax and business license liability for audit.

MONTH/YEAR: Feb-15
 FISCAL PERIOD: 1
 GL#: 2032830
 DESCRIPTION: GST/HST Collected
 PERIOD COVERED: 2/1/2015-2/28/2015
 Company Code: 2001

PREPARED BY: [REDACTED]
 DATE: _____
 SUPERVISOR REVIEW: [REDACTED]
 DATE: _____
 MANAGER REVIEW: _____
 DATE: _____

GL Roll Forward:						
	Jan-15	Prior Period	(9,623,668.67)			(9,623,668.67)
	Feb-15	Current Activity		10,054,494.10	20,396,911.76	(10,342,417.66)
	Ending GL Balance:		(9,623,668.67)	10,054,494.10	20,396,911.76	(19,966,086.33)
Reconciliation to System Ledger:						
	Feb-15	Jan GST/HST Bal	(9,623,668.67)	9,623,668.67	19,282,577.16	(19,282,577.16)
					683,509.17	(683,509.17)
	Feb-15	ENDING BALANCE	(9,623,668.67)	9,623,668.67	19,966,086.33	(19,966,086.33)

GST Collect

0.00 430,825.43 430,825.43 0.00

SCHEDULE C.8

QST PAYMENT INFORMATION



ELECTRONIC PAYMENT FORM - Canada

Treasury Operations
Fax: (612) 761-5508
Phone: (612) 761-5580

Please fill in required information fields completely and obtain the authorizing signatures. Fax the completed form to Treasury Operations at the above listed fax number. Repetitive payment requests may be emailed to the TargetCorp.Payments email box. Incomplete forms will be returned. Wire requests must be submitted no later than 11:00 AM (CST) on the day the payment is due. ACH requests must be submitted no later than 2:00 PM (CST) one day prior to the day the payment is due.

TYPE OF PAYMENT: Tax Payment - See Voucher
COMPANY DIVISION: Target Canada Co (CAD) - CAP01
Quebec QST 1217234367TQ0001

GENERAL LEDGER DEBIT ACCOUNT INFORMATION					
2001	9730		2031210		2,010,064.23
SAP Company Code	SAP Profit Center	SAP Cost Center	SAP Internal Order	SAP GL Account	Amount
SAP Company Code	SAP Profit Center	SAP Cost Center	SAP Internal Order	SAP GL Account	Amount
SAP Company Code	SAP Profit Center	SAP Cost Center	SAP Internal Order	SAP GL Account	Amount
SAP Company Code	SAP Profit Center	SAP Cost Center	SAP Internal Order	SAP GL Account	Amount

PAYMENT INFORMATION Cash Trapping Required (for TNB use only)

3/30/2015 Payment Effective Date Amount 2,010,064.23 Currency CAD - Canadian Dollar

BENEFICIARY'S BANKING INFORMATION *

Repeat Number (if one): [Redacted]
 * Name on Bank Account: Revenue Quebec
 * Bank Name: N/A - Locked down in Bank of America
 Bank City/Province, State: N/A - Locked down in Bank of America
 * Bank Account # or IBAN: N/A - Locked down in Bank of America
 * SWIFT Code: N/A - Locked down in Bank of America
 * Sort Branch Code: N/A - Locked down in Bank of America
 For Further Credit Account #: N/A - Locked down in Bank of America
 Intermediary Bank: N/A - Locked down in Bank of America
 Intermediary ABA or SWIFT Code: N/A - Locked down in Bank of America

Special Instructions (Non-Repeats only): See attached Voucher
* Purpose of Payment (for Internal use): Revenue Quebec - QST Tax Payments

OTHER BENEFICIARY/VENDOR INFORMATION


* Beneficiary Address: _____
 * Beneficiary City, State, Zip: _____
 * Beneficiary Business Number (CRA Tax ID): _____
 GST/HST number: _____

Treasury Internal Bank to Bank Transfer? Yes No
 Is this for a tangible product (ex. Furniture, samples, supplies, merchandise)? Yes No Both (product & service) (if yes, skip next question)
 Were any services performed in the US? Yes No Both (inside US & outside US)

APPROVAL I hereby authorize transfer of above listed dollar amount on payment effective date indicated and I have confirmed payee information and electronic payment instructions are correct.

* Internal Contact (IC): [Redacted] IC Phone Number: [Redacted]
 Name Accountant Title EFT Approver Signature Date Phone #
 [Redacted] 3/25/15 [Redacted]
 Name Supervisor Sales Tax Title EFT Approver Signature Date Phone #
 [Redacted] 3/25/15 [Redacted]

Approval for repetitive payments is required by one EFT Approver. Approval for non-repetitive payments is required by two EFT Approvers (one of which must be a director or above on requests greater than \$1,000; one with unlimited signing authority on requests greater than \$20 million).



TARGET CANADA CO.
 Québec enterprise No. (NEQ): 1167350116
 Identification No.: 1217234367

GST/HST and QST returns



Acknowledgement of Receipt

You transmitted the information on March 26, 2015, at 9:20:37 a.m., using clicSÉCUR express. The reference number is **000254000**.

You should keep the reference number because you will need it to make a payment using the online payment service.

The business has a balance due. The payment can be made through our online payment service. Click on Next to access the service.

File	TQ0001
QST reporting period	From February 1, 2015 to February 28, 2015
Due date	March 31, 2015

QST Return

Total supplies (sales figure) (line 201)

Net tax calculation

Tax collectible

QST collectible (line 203)		3,458,791.80
QST adjustments (line 204)	+	0
QST payable on immovables (line 214)	+	0
Total QST collectible and adjustments (line 205)	=	3,458,791.80

Input tax refunds (ITRs)

ITRs (line 206)		1,448,727.57
ITR adjustments and ITRs respecting immovables (line 207)	+	0
Total ITRs and adjustments (line 208)	=	1,448,727.57

Net QST (line 209) (Subtract line 208 from line 205.)	=	2,010,064.23	+	2,010,064.23
--	---	--------------	---	---------------------

Other credits

Rebates



Canada TaxPay and BillPay Service

Log Out Home Help

Make a payment - confirmation

TARGET CANADA CO [Redacted]

Payment to Quebec QST Remittance -- (VDZ-471)

Confirmation number 2367804
Confirmation security number d1b29bi190505e99e9cd1b82ce63f0d7cda72329

Pay from [Redacted]
QST account 121723436/TQ0001
QST Period From 01 Feb 2015 To 28 Feb 2015
Due date 31 Mar 2015

Table with 4 columns: Description, 208 ITRs and adjustments, 210 QST instalments, 211 Other QST rebates. Includes rows for 205 QST Collectible and adjustments, 213 QST Payable, and 213 QST Refund.

Make another Payment Main Menu Sign Off

* You may wish to save or print this page for future reference.
** Please note, if you need to cancel this transaction please access the "New" "Cancel" tab located near the bottom of the page.

Contents Property of Bank of America. All rights reserved. Online Privacy Policy

We process the payments you request overnight. Although your account will not be debited until the settlement date, we process the payment on the business day before the settlement date. This means you must enter the payment request by the business day before the settlement date.