


BESSEY® Catalog

Clamping and cutting technology, July 1 2017 / 2018



Simply better.





About BESSEY®

Innovation with tradition

In 1889 Max Bessey founded BESSEY & Sohn as a bright steel drawing plant. Since then, BESSEY® has continuously expanded the range of products it offers – beginning with the production of manual clamping tools in the mid 1930s. The strength of BESSEY®'s innovation is underlined by numerous patents. In 1979, with the takeover of Diener shears factory, BESSEY® established its cutting technology unit with the already popular Erdi snips.



In 2004 BESSEY & Sohn was spun off into BESSEY Tool GmbH & Co. KG, handling clamping and cutting technology, and BESSEY Präzisionsstahl GmbH, a leading German supplier of high-quality bright and stainless steels. This unique positioning of BESSEY® as a producer of tools and precision steels ensures significant advantages in terms of quality. It allows BESSEY® to procure its rails and spindles

directly from the in-house drawing plant, giving it precise knowledge of the steel quality that is going into particular components which are subjected to particular high stresses. This is because bright steels are produced and tested at BESSEY Precision Steel with consistently high quality and the utmost precision in cutting-edge facilities.

“To stop improving is to stop being good.”
The motto of company founder Max Bessey remains true today, as it will in the future, and is the guiding principle to everything that the company does.



- 1889** Max Bessey founds drawing plant in Stuttgart.
- 1912** Firm continued by nephew Karl Bessey.
- 1926** Company run by Dr. Mayer who significantly expands product range and adds steel grades.
- 1936** Patent granted for a new malleable cast iron screw clamp, beginning BESSEY clamping tool production.
- 1944** Founding of subsidiary to produce clamping tools.
- 1952** Patent granted for a tempered all-steel clamp.
- 1961** Expansion and start of bright steel production.
- 1966** Dr. Mayer is succeeded by his daughter and son who start dynamic phase of development.
 - Production of bright steel is doubled and complemented by adding stainless steels.
 - New patents and modernized marketing make BESSEY the market leader in global clamping tools.
- 1971** A further increase in bright steel production with the purchase of Aldinger engineering works. Founding of BESSEY FILS from which BESSEY-SER arose in 1988.
- 1979** Purchase of the Diener shears factory.
- 1983** Consolidation of bright steel production.
- 1985** Expansion and purchase of historic spinning mill. After restoration, tool production begins.
- 1989** BESSEY® celebrates its 100 year jubilee.
- 2003** Purchase of sales partner in the strategically important North American market.



- 2004** Purchase of the GROSS STABIL TOOL clamping tool brand as part of global growth strategy.
- 2007** Integration of GROSS STABIL TOOL to enhance tool production synergies.
- 2011** Klaus Fuchs becomes Managing Partner and the BESSEY Group is once again owner-managed.
- 2014** BESSEY® celebrates 125 years.



BESSEY® locations

German offices serving Europe and the world

BESSEY® Tool GmbH & Co. KG Group are located near Stuttgart, Germany. All production, R&D, along with European admin and sales are located here.

The development, manufacture, storage and shipping of clamping and cutting tools takes place a few km north of the main works, in the building of the historic, former Kammgarnspinnerei Bietigheim-Bissingen (spinning mill).

North American offices serving Canada and the USA.

With offices in both Canada and the USA, the BESSEY® Group handles the entire North American market in its capacity as a sales and marketing operation.

BESSEY® means Quality

Precision and durability are at the core of the BESSEY® brand. Our tools have always been manufactured from the highest-grade materials. Precision steel rails and spindles are manufactured in our own drawing plant in Germany. All components are tested by experienced technicians and development engineers using ultramodern process control techniques.

BESSEY® means Innovation

“To stop improving is to stop being good.” The motto of our company founder Max Bessey remains true today and is the guiding principle of everything we do. New products and product improvements continue to be developed on a long-term basis from innovative ideas.

BESSEY® means Variety


Thanks to our designers’ many years of experience and continuous communication with customers, BESSEY® has a firm grasp on how to optimize tool ergonomics and efficiency. The result is clamping and cutting tools true to our guiding principle: “BESSEY®. Simply better.” With over 1,600 products, BESSEY® now offers a tremendously wide and deep range of items customised to special requirements.


BESSEY® means Service


Reliability, confidence and a sense of responsibility are the backbone of our partnership with the environment and customers. BESSEY® has distinguished itself as a service-oriented company.





Table of contents


1-2	High-performance all-steel clamps	
1800-S	Medium duty	
2400S	Regular duty	
DT 2400	Regular duty deep throat version	
4800S	Heavy duty	
7200S	Extra heavy duty	
8500HPC	Extra high pressure	
Service parts		


3-4	Shop floor all-steel clamps	
MMS, 660-S, 1200-S	Light to medium duty	
SGL	Medium duty	
SQ	Regular duty	
STB	Heavy duty	
Service parts		


5-6	Specialty all-steel clamps	
J18	J Series step-over light duty	
2400J	J Series step-over regular duty	
4800J	J Series step-over heavy duty	
CL	Claw clamp	
SG30VAD	KombiKlamp™	
RSC	OMEGA bend clamps	


7	Rapid-Action lever clamps	
LC, 1800L	Lever clamps	
GSH	classiX®	


8	classiX® all-steel bar clamps	
GS	classiX® - Standard pad	
GSL, GSM	classiX® - Heavy duty pad	


9	Clamping angles and miters	
WSM	Angle clamp	
WVS	Multi-angle vise clamp	


10	Grip pliers	
SG	SuperGrips™ with profiled rail	
SG	SuperGrips™ pipe clamp	
SG-DR	SuperGrips™ deep reach clamp	


11-12	Double force all-steel variable clamps	
SLV, GSV	Variable high-performance set	
Rails and sliding arms		
Service parts		


13-16	Auto-Adjust toggle clamps	
STC-VH	Vertical toggle clamp	
STC-HH, STC-HV, STC-HA	Horizontal toggle clamp	
STC-IHH, STC-IHA	Inline toggle clamps	


17-19	Parallel and case clamps	
KR	K Body® REVO™	
KRX	K Body® REVO™ extender kits	
KRK	K Body® REVO™ framing kits	
KRV	Vario K Body® REVO™	
Service parts & accessories		
KRJR	K Body® REVO™ JR	
UK	UniKlamp® case clamp	

20	Cabinetry clamp, face frames	
BES8511		


21-24	Malleable cast bar clamps	
TG & TGJ	Light duty series	
TG	Medium duty series	
TGK	Heavy duty series	
TC	TC series with flat rail	
CDS	Deep reach with flat rail	
TG	TG with T-Bar	
LMU	Light duty, zinc die cast, step over	
LM	Light duty, zinc die cast	
Service parts		
BTB30A	Small TG kit (30 piece with display)	
BGP	General clamp kit (10 piece)	
BTB30	Small TG kit (30 piece)	


25	Heavy duty steel bar clamps	
IBEAM	Heavy duty IBeam	
Service parts		
TB	T-bar sash clamps	
TB clamps service parts		


26	Track / table clamps	
GTR	Wood handle	
GTRH	Lever handle	


27-30	One-handed, light duty & clutch style clamps	
EZS & EZ	One handed clamps	
	EZS combo	
DUO	DuoKlamp®, one handed clamp	
	DuoKlamp® Combo kit	
PG	PowerGrip one-hand clamp	
KLI	KliKlamp® light duty lever clamp	


31	Rapid Action clamps	
PZ	Rapid Action clamps	


32	Workbench adapter	
TWAW	Accessory for workbenches	


33-34	Clutch style bar clamps	
GSCC	Clutch style	
GSCC4PK	Clutch style clamshell pack	
DHBC	Clutch style with double jaw	


35	Strap clamps	
VAS	Variable angle	
VAC	Vario corner clips	

36	Edge clamps	
EKT	Edge clamp, one hand	
KF	Edge clamp	
B-EC3	3-way edge clamp, light duty	
KT5	Spindle clamps	

37	Pipe clamps	
PC-2	Pipe clamp, traditional style	
BPC	Pipe clamp, H style	
PC-DR	Deep reach pipe clamp, traditional style	

38	Clamping angles and miters	
WS	Angle clamps	
WS	Corner clamp	

39	Seaming tools	
PS	Extra large solid surface seaming tool	
PS	Solid surface seaming tool	

40	Floor tools	
AV2	Flooring spacer	
PV	Flooring clamps	
SVH	Flooring strap clamps	

41-42	Spring clamps
XV	VarioClippix® variable spring clamps
XV	VarioClippix® variable spring clamp, double jaw
XCL	Clippix® needle nose plastic spring clamps
XC	Clippix® premium plastic spring clamps
XC	Clippix® econo spring clamps
XC	Plastic spring clamp set
XCRU	Ratcheting spring clamps, deep reach
XCR	Ratcheting spring clamp set
XM	Steel spring clamps




43-45	C-clamps
540 series	Ductile alloy
CDF	Regular duty
CDFCHV	Regular duty, copper spindle, Hi-Vis
CDFUS	Regular duty
100 series	Heavy duty
HS series	Heavy service, fully closing
CM	Light duty
QRCC	Quick release
DHCC	Double head



46-48	Hold down products and specialty clamps
Model L	RiteHite
Model S	RiteHite
BSN,HD,BSG	Hold down table clamps
MCL	Claw machine clamp
FC	Jig & fixture clamp



49-52	Welding table clamps
TWV	Variable throat depth
TW	Fixed throat depth
TWM28	With special pressure plate
TW28GRS	Welding table clamp
TWVAD	Welding table clamp accessories
TWA-STC	Welding table clamp adapter
TWX	Welding table clamp extension
TW28AV	Welding table clamp tilting adapter
TW28HO	Welding table clamp attachment
Service parts, MorPads	



53-54	BAS clamps
BAS-C	Compact clamp with open fixing hole
BAS-CB	Compact clamp with closed mounting hole
BAS0	Base unit
BASKN	Wrench with T-bar
Service parts	



55-57	Vises
BV-DF	Industrial bench vise
BV-MPV5	Multi-purpose vise
BV-HD	Heavy duty workshop vises
BV-HW45	Light duty workshop vise
BV-DP40	Drill press vise
BV-C030	Clamp-on vise
BV-VB	Vacuum base vise
BV-NVJ	Multi-purpose vise jaws
BV-WV65	Wood vise
Service parts	



58	Other clamps
S-10	Portable mini-vise
TK	Table mount clamp
HS	Wood handscrew clamps
KF	Panel carrier
Accessory bag and zippered pouch	



59-60	Industrial magnets
WMS-1,3,5	Magnetic squares
WMS-4	Double magnetic square
WMS-6	Multi-angle square
WMS-7	Arrowhead magnetic square
CMS	"Chunky" magnetic square
BDMS	"Big Daddy" magnetic square
MGC	Magnetic ground clamps
MPU	Mag Pick-Up
MS	MagStick
MW	MagWand
MSP	MagSweep



61-68	Snips & knives
D39ASS	Multi-use aviation snip
D15A	Multi-use aviation snip, compact
D16	Aviation snips
D29ASS-2	Offset snips, optimized
D27AH-BE	Offset, extra hard, high tolerance
D29SS-2	Special hard cutting snips
D22A	Long-nose, multi-purpose
D123-SB	Safety strap cutter
D47, D48	MultiSnip - Straight
D48A	MultiSnip - Offset
D49	Cable cutter
D50	Combinox
D51A	MultiSnip master
D-SPS	SuperPower snips - Straight blade
D-SPC	SuperPower snips - Offset blade
D-BKPH	Folding utility knife - ABS comfort grip
DBKPH	Folding utility knife set - ABS comfort grip
DBST	Multi-function tool
DBKAH-2B	Double blade folding tool
D-BKAH	Folding utility knife - Aluminum handle
D-BKWH	Folding utility knife - Wood handle



69-70	Industrial fluids & compounds
LM	Lab-metal®
HT	Hi-Temp Lab-metal®
LS	Lab-solvent
HB	Heat block
1600	Spatter release
15-SK	Stick-Kut™ lubricating stick wax
TC014	Relton dark thread cutting oil
TC016	Relton light thread cutting oil
G-RS	Rel-Saw band saw fluid
OPT	Relton OPTION 1® cutting fluid
A9	Relton A-9® aluminum cutting fluid
AF	Relton Air-Flo air tool oil
RT	Relton Rapid Tap® cutting fluid



70	Torque multipliers
JM	Torque multipliers
JM-R	Anti-Backlash torque multiplier



71-75	BESSEY® bearing heaters
PV	Portable, digital temperature control
PVH, SVH	Fast Action, portable, digital temperature control
Cross bars for bearing heaters	
MP	Magnetic temperature probe
SC,BC,BCS	Induction bearing heaters
RB	Raising blocks
HH11B	Pyrometer/Thermometer
GCS	Cone style bearing heaters – non-induction



76-79	Index
-------	-------

80-82	Resources
Social media	
Connect with BESSEY®	
Customer service	
Fill rate	
Best practices	
Cautions and warnings	
Terms and conditions - distributor	
Warranty policy	
Return procedures	
Calprop statement	
History of James Morton	
Downloads	

High performance all-steel bar clamps



High performance all-steel bar clamps

High performance bar clamps from BESSEY® represent the peak of the all-steel bar clamp category. Made in Germany, the high performance series delivers uncompromising quality, patented features, durability and real-world productivity to make it a must-have tool in today's modern workshop.

1 Patented rail profile

For greater stability, enhanced clamping force and 20% more clamping force per spindle turn for quicker set-up times (1800-S and 2400S series).

2 BESSEY® MorPad

Designed to reduce friction at the point of contact, increasing and optimizing clamping force. Using BESSEY® product with the MorPad extends tool life and, at full clamping potential.

3 Hardened spindle

Heat-treated, high carbon Acme threaded spindle manufactured for high load capacity, durability and spatter resistance.

4 Size engineered T-Bar

Ergonomic, high-strength sliding pin T-Bar. BESSEY® Grip comes standard with 1800-S/2400S.

5 Drop forged sliding arm

U-shaped sliding arm transfers clamping force evenly across the surface of the forged piece improving power transmission and stability for a longer lasting tool.



A Regular duty, S series

BESSEY®'s fast acting all-steel bar clamps are the workhorse of many professional shops. These clamps can be set up an estimated 9X faster than a C-clamp. Comes with: Patented rail profile, MorPad, ergonomic BESSEY® grip.

	Clamping Capacity	Throat Depth	Clamping Force	Approx. Weight
1800-S8	8"	4 3/4"	1980 lbs	4.00 lbs
1800-S12	12"	4 3/4"	1980 lbs	4.40 lbs
1800-S18	18"	4 3/4"	1980 lbs	5.30 lbs
1800-S24	24"	4 3/4"	1980 lbs	6.30 lbs
2400S-8	8"	5 1/2"	2800 lbs	6.45 lbs
2400S-12	12"	5 1/2"	2800 lbs	6.80 lbs
2400S-16	16"	5 1/2"	2800 lbs	7.40 lbs
2400S-20	20"	5 1/2"	2800 lbs	8.10 lbs
2400S-24	24"	5 1/2"	2800 lbs	8.80 lbs
2400S-36	36"	5 1/2"	2800 lbs	11.40 lbs
2400S-48	48"	5 1/2"	2800 lbs	12.30 lbs
2400S-60	60"	5 1/2"	2800 lbs	14.25 lbs



B Regular duty, deep throat version, DT2400 series

This series has an extended throat depth of 8 In for that extra reach that is sometimes needed. Comes with: Standard rail profile, MorPad, ergonomic BESSEY® grip.

	Clamping Capacity	Throat Depth	Clamping Force	Approx. Weight
DT 2400-12	12"	8"	1770 lbs	7.50 lbs
DT 2400-24	24"	8"	1770 lbs	9.60 lbs

C Heavy duty all-steel bar clamps, 4800S series

With nearly twice the clamp force capacity of the 2400S Series and available clamp lengths up to 60", the 4800S series is a top selling industrial tool at BESSEY®. The spindle has a 19 mm hexagonal head to assist in tightening (torque of 70Nm or less). Comes with: Standard rail profile, MorPad.

	Clamping Capacity	Throat Depth	Clamping Force	Approx. Weight
4800S-12	12"	7"	4880 lbs	12.40 lbs
4800S-18	18"	7"	4880 lbs	14.70 lbs
4800S-24	24"	7"	4880 lbs	16.20 lbs
4800S-36	36"	7"	4880 lbs	20.75 lbs
4800S-48	48"	7"	4880 lbs	23.85 lbs
4800S-60	60"	7"	4880 lbs	26.90 lbs



D Extra heavy duty, 7200S series

'Robust' would hardly begin to describe these highly capable clamps which are designed for extra heavy industrial applications. The spindle has a 36 mm hexagonal head to assist in tightening (torque of 100 Nm or less). Comes with: Standard rail profile, specially designed MorPad.

	Clamping Capacity	Throat Depth	Clamping Force	Approx. Weight
7200S-12	12"	8"	7770 lbs	23.10 lbs
7200S-18	18"	8"	7770 lbs	26.85 lbs
7200S-36	36"	8"	7770 lbs	36.45 lbs



E Extra high pressure, 8500HPC

This clamp has a narrower throat depth which enables a much higher clamping force than a comparably sized clamp with a larger throat depth. Comes with: Standard rail profile, MorPad.

	Clamping Capacity	Throat Depth	Clamping Force	Approx. Weight
8500HPC-14	14"	4"	8500 lbs	11.65 lbs




F MorPads

- 3100736** 12/18/24/4800 series
- 3101192** Rough face - 12/18/24/4800 series
- 3101193** V Groove - 12/18/24/4800 series
- 3100737** 7200S series



G Complete MorPad assembly

- 3100398** 1200/1800 Spindle (.700" Dia.)
- 3100399** 2400 Spindle (.775" Dia.)
- 3100400** 4800/8500 Spindle (.850" Dia.)
- 3100401** 7200 Spindle (.925" Dia.)



H Variable angle device

VAD Fits up to 2400 series, SQ



I Wedges

- 3000689** For 7200S
- 3005122** For 8500HPC
- 3100579** Nut and lock ring, 7200S



J Sliding arm assembly

- 3101521** 1800S Series 4 3/4"
- 3101407** 2400S Series 5 1/2"
- 3101331** DT 2400 Series 8"
- 3101332** 4800S Series 7"
- 3100205** 7200S Series 8"
- 3100753** 8500HPC Series 4"



Shop floor all-steel bar clamps



Shop floor all-steel bar clamps

Made in Germany, the Shop Floor series of clamps offers a unique value proposition to the professional. Its mid-range pricing offers the highest quality and value but, does not come with all the enhanced features of the High-Performance product offering.

1 Patented rail profile

The patented rail profile offers greater stability, enhanced clamping force and 20% more clamping force per spindle turn, for quicker set-up times (for 660 & 1200 series models).

2 Standard pads and heavy duty pads

The standard swivel pads and heavy duty pads are proven contact surfaces for the Shop Floor clamps.

3 Hardened spindle

The heat-treated, high carbon Acme threaded spindle offers high load capacity, durability and spatter resistance.

4 Size engineered T-Bar

The high-strength sliding pin T-Bar is sized according to the clamp's capability.

5 Drop forged sliding arm

U-shaped sliding arm transfers clamping force evenly across the surface of the forged piece. This improves power transmission, stability and results in a longer lasting tool (for 660S and 1200S).



A Light duty, MMS series

Sometimes the right tool has nothing to do with size. The MMS clamps are easy to use, quick to adjust and offer great value. At 400 lbs of clamping force they offer a high level of performance. Comes with standard rail profile, standard crimped on swivel pads.

	Clamping Capacity	Throat Depth	Clamping Force	Approx. Weight
MMS-4	4"	2 1/4"	400 lbs	0.60 lbs
MMS-8	8"	2 1/4"	400 lbs	0.75 lbs
MMS-12	12"	2 1/4"	400 lbs	0.85 lbs



B Light to medium duty, 660-S and 1200-S series

Premium features and value make this series of clamps ever more popular. The 660-S and 1200-S are unique in the BESSEY® Shop Floor series in that they have the upgraded rail profile and force optimized sliding arm like the 2400 & 1800 Series. Comes with: Patented rail profile, replaceable swivel pads.

	Clamping Capacity	Throat Depth	Clamping Force	Approx. Weight
660-S8	8"	4"	726 lbs	2.05 lbs
660-S12	12"	4"	726 lbs	2.35 lbs
660-S18	18"	4"	726 lbs	2.90 lbs
1200-S8	8"	5 1/2"	1320 lbs	3.75 lbs
1200-S12	12"	5 1/2"	1320 lbs	4.20 lbs
1200-S18	18"	4 3/4"	1320 lbs	4.85 lbs
1200-S24	24"	4 3/4"	1320 lbs	5.30 lbs

C Medium duty all-steel bar clamp, S series

The standard profiled rail and heavy duty pad of this series make it one of the best all-steel bar clamps in the world. Produced in Germany from cold-drawn German steel – like the rest of the Shop Floor and High Performance series. Includes standard rail profile, heavy duty pad.

	Clamping Capacity	Throat Depth	Clamping Force	Approx. Weight
SGL-8	8"	4 3/4"	1800 lbs	4.00 lbs
SGL-12	12"	4 3/4"	1800 lbs	4.75 lbs
SGL-18	18"	4 3/4"	1800 lbs	5.85 lbs
SGL-24	24"	4 3/4"	1800 lbs	6.35 lbs
SQ-4*	6"	4 3/4"	1330 lbs	2.35 lbs
SQ-8	8"	5 1/2"	2660 lbs	6.00 lbs
SQ-12	12"	5 1/2"	2660 lbs	6.70 lbs
SQ-16	16"	5 1/2"	2660 lbs	7.40 lbs
SQ-20	20"	5 1/2"	2660 lbs	8.10 lbs
SQ-24	24"	5 1/2"	2660 lbs	8.75 lbs

*SQ-4 has a standard pad.

D Heavy duty all-steel bar clamp, STB series

The STB heavy duty bar clamp offers heavy-duty value. German produced classic profiled rails, hardened spindles (with 19 mm hex head) and sizes up to 36" makes this a real-world solution for heavy duty applications on a tighter budget. Comes with standard rail profile, crimped on swivel pad.

	Clamping Capacity	Throat Depth	Clamping Force	Approx. Weight
STB-12	12"	7"	4880 lbs	12.20 lbs
STB-18	18"	7"	4880 lbs	14.70 lbs
STB-24	24"	7"	4880 lbs	16.00 lbs
STB-36	36"	7"	4880 lbs	20.60 lbs

E Heavy duty pad

- 3100736** 1200, SGL, SQ, STB, GSL and GSM Series
- 3101192** Rough face - 1200, SGL, SQ, GSL and GSM Series
- 3101193** V Groove - 1200, SGL, SQ, GSL and GSM Series

F Standard pad

- 3101339** MMS (4 pc) (must be crimped on)
- 3101180** GS16K, GS12-8K (4 pc)
- 3101183** RSC-8, 660S, J18, GS16-12K, GS25K, GS20K, SQ-4 (4 pc)
- 3101188** 1200, RSC-12, 18 & 24, SQ, SGL(pre 2008), SG30VAD, GS30K (4 pc)

G Grip handles

- 3006727** RSC-8, 660S, SQ-4
- 3006786** RSC-12, 18 & 24, 1200, SQ, SGL, SG30VAD

H Complete sub-assembly

- 3100398** 1200/SGL Screw (.700" Dia.)
- 3100399** SQ, GSL, GSM (.775" Dia.)
- 3100400** STB (.850" Dia.)


I Spindle

- 3100119** GS20K, RSC-8
- 3100120** GS16-12K, GS25K, 660S, J18, SQ-4
- 3100121** GS30K, 1200S, RSC-12/18/8, GS60K, SGL

J Sliding arm assembly

	Throat Depth		Throat Depth
3101330 SQ Series, GSM	5 1/2"	3100264 SQ-4, J18, GS25K, GS16-2K *	4 3/4"
3101441 660 Series	* 4"	3100265 GS30K, RSC-12	* 5 1/2"
3101447 1200 Series (5 1/2" throat)	* 5 1/2"	3100266 GS60K, RSC-18/24	* 4 3/4"
3101450 1200 Series (4 3/4" throat)	* 4 3/4"	3100267 SGL, GSL	* 4 3/4"
3100263 GS20K, RSC-8	* 4"	3101338 GSL, SGL	4 3/4"

*includes standard pad



Specialty all-steel clamps



Shop floor all-steel step-over bar clamps

The J Series clamps are a total lifesaver in the workshop! Not everything in the shop is flat and this clamp offers a solution to clear obstructions and maintain clamping pressure. Comes with standard swivel pad built for solid, dependable, performance.

1 Extremely sturdy

The return rail lets the J clamps "step-over" the lip on channel iron, angle-iron, I-beam or other obstructions.

2 BESSEY® MorPad

MorPad tilts to 35°. Patented construction extends clamp life at full capacity (2400J and 4800J).

3 Forged sliding arm

Forged sliding arm is made from tempered, drop-forged steel for long service life.

4 Tempered spindle

Heat treated, high carbon Acme threaded screw - tempered and quenched to give greater load capacity with longer service life. Spatter resistant.

5 Sturdy T-bar

High-strength electro-galvanized sliding pin T-handle - rounded ends for comfort, size engineered to load capacity.



A



A Light duty step-over clamps, J series

The J Series clamps are a total lifesaver in the workshop! Not everything in the shop is flat and this clamp offers a solution to clear obstructions and maintain clamping pressure. Comes with standard swivel pad built for solid, dependable, performance.

	Clamping Capacity	Throat Depth	Clamping Force	Rail Step-Over Up to	Approx. Weight
J18-8	10"	4 3/4"	880 lbs	2 1/4"	3.20 lbs



B



B Regular duty step-over clamps with pad, 2400J series

Features BESSEY® MorPad to reduce friction at the point of contact, increasing and optimizing clamping force. BESSEY® MorPad also extends tool life, and at full pressure. Ergonomic grip is standard on the 2400J series.

	Clamping Capacity	Throat Depth	Clamping Force	Rail Step-Over Up to	Approx. Weight
2400J-12	12"	5 1/2"	2660 lbs	4"	8.00 lbs

Ball-in-socket technology for greatly extended clamp life and, at full pressure... by BESSEY®. Patented.



C Heavy duty step-over clamps with pad, 4800J series

Features BESSEY® MorPad to reduce friction at the point of contact, increasing and optimizing clamping force. BESSEY® MorPad also extends tool life, and at full pressure.

	Clamping Capacity	Throat Depth	Clamping Force	Rail Step-Over Up to	Approx. Weight
4800J-20	20"	7"	4880 lbs	6"	17.35 lbs



D Claw clamp, CL

A welder's versatile clamp or spreader. The spindle mechanism is on the back side of the sliding arm so that it is out of the work area. The V-grooved pressure plate is made of high grade cast iron and swivels up to 30°. Jaw reverses to act as a spreader.

	Clamping Capacity	Throat Depth	Clamping Force	Approx. Weight
CL24	24"	4 3/4"	1775 lbs	7.10 lbs
CLS-Shoe				0.75 lbs
3101590	Replacement arm			



E Multi-Purpose KombiKlamm™

The KombiKlamm™ has great features that make it very versatile. It is set up to clamp, spread, hold irregular shaped objects and even comes with an ergonomic grip. Made in Germany, the clamp is set at a price point to make it a serious consideration for the active shop.

	Clamping Capacity	Throat Depth	Clamping Force	Approx. Weight
SG30VAD	*12"	4 3/4"	2600 lbs	6.44 lbs

* 11 inch capacity with VAD in place. Spreading from 9-20".



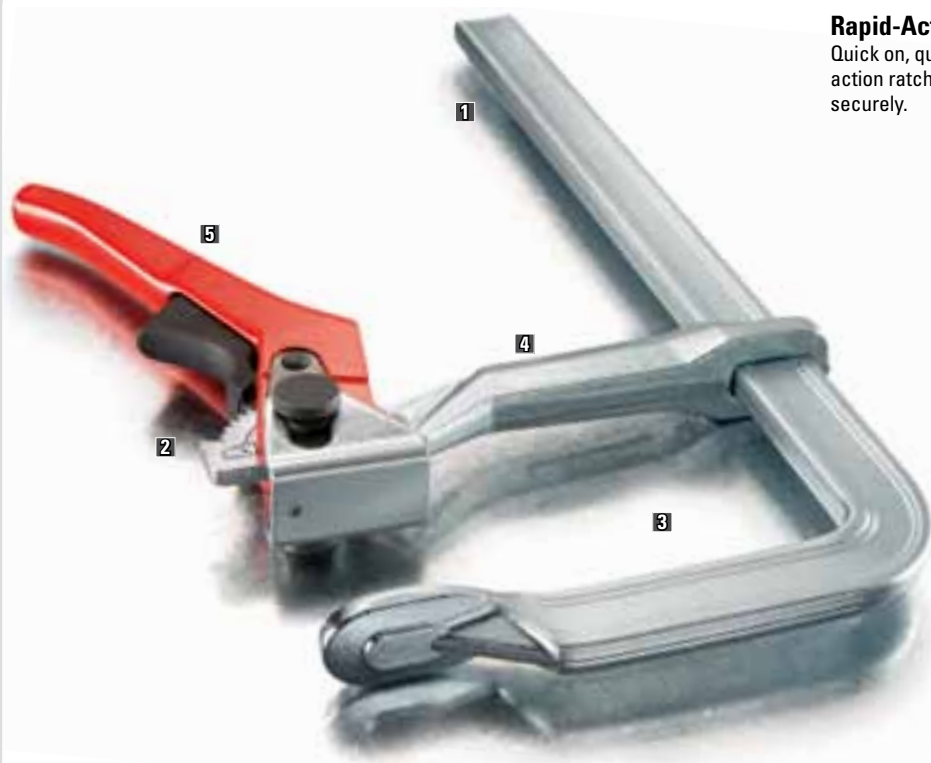
F OMEGA bend clamps, RSC series

Thanks to the patented OMEGA bend this clamp maintains its positive clamping pressure longer under heavy vibration than a conventional clamp. It is durable, lightweight and easy to use.

	Clamping Capacity	Throat Depth	Clamping Force	Approx. Weight
RSC-8	8"	4"	770 lbs	1.90 lbs
RSC-12	12"	5 1/2"	1100 lbs	4.05 lbs
RSC-18	18"	4 3/4"	1100 lbs	4.90 lbs
RSC-24	24"	4 3/4"	1100 lbs	5.40 lbs



Rapid-Action lever clamps



Rapid-Action lever clamps

Quick on, quick off! Secure vibration-resistant clamping with a rapid action ratchet mechanism. Position and reposition clamps quickly and securely.

1 Patented rail profile, LC series

The patented rail profile offers greater stability, enhanced clamping force and 20% more clamping force for quicker set-up times.

2 Secure ratchet mechanism

Ratchet mechanism ensures rapid, vibration-resistant clamping. The hardened cam at the end of the lever ensures a long service life. Trigger protection means fewer pinched fingers.

3 Extremely sturdy

Torsion-resistant, fixed bracket and pressure plate are produced and tempered in one piece for maximum tensile strength and sturdiness.

4 Forged Sliding Arm

Forged sliding-arm is made from tempered, drop-forged steel for long service life.

5 Extremely Sturdy Handle

Ergonomically shaped powder-coated clamping lever and plastic-coated release for comfort and power.



A

A All-steel lever bar clamps

Quick – up to 5 times faster than regular clamps! Secure, unaffected by vibrations. Strong – high clamping force. Non-slip trigger release. Patented profiled rail.



	Clamping Capacity	Throat Depth	Clamping Force	Approx. Weight
LC4	4"	2 3/8"	400 lbs	1.10 lbs
LC8	8"	4"	660 lbs	2.45 lbs
LC12	12"	5 1/2"	1200 lbs	4.95 lbs
LC20	20"	4 3/4"	1200 lbs	5.80 lbs
LC31	31"	4 3/4"	1200 lbs	6.95 lbs
1800L12	10"	5 1/2"	1800 lbs	7.35 lbs



1800L12:
Arm folds to stay out of your way!



B

B classiX® GSH all-steel lever bar clamps

Quick – up to 5 times faster than regular clamps! Secure, unaffected by vibrations. Strong – high clamping force. Non-slip trigger release. Classic profiled rail.



	Clamping Capacity	Throat Depth	Clamping Force	Approx. Weight
GSH12	4"	2 3/8"	400 lbs	1.10 lbs
GSH20	8"	4"	600 lbs	2.50 lbs
GSH30	12"	5 1/2"	1110 lbs	5.00 lbs
GSH50	20"	4 3/4"	1110 lbs	6.25 lbs

classiX® all-steel bar clamps

classiX® all-steel bar clamps

The classiX® line of clamps represents an extension of BESSEY®'s clamping and steel manufacturing skills to overseas production. The goal of this extension is to produce an opening price point offering that also embodies the stringent quality requirements of BESSEY®.

1 Choices

The classiX® line is an abbreviated range of the most popular global clamp performance characteristics. A variety of throat depths, pad/swivel styles and clamping capacities provide professionals with a choice that makes sense for real-world applications.

2 Quality

Internationally sourced components coordinated by BESSEY® engineering teams to deliver great prices and great quality.

3 Standard pads and heavy duty pads

Standard swivel pads and heavy duty pads are tried and true contact surfaces for use with your classiX® clamps. Field replaceable (see page 4).

4 Hardened spindle

Heat-treated, high carbon Acme threaded spindle is manufactured to offer high load capacity, durability and spatter resistance.



A classiX® - Standard pad

A range of clamp sizes and performance characteristics with a field replaceable contact pad (see page 4).

	Clamping Capacity	Throat Depth	Clamping Force	Approx. Weight
GS12-8K	4"	3 1/8"	550 lbs	1.00 lbs
GS16K	6"	3 1/8"	550 lbs	1.05 lbs
GS20K	8"	4"	880 lbs	1.90 lbs
GS16-12K	6"	4 3/4"	1000 lbs	2.35 lbs
GS25K	10"	4 3/4"	1000 lbs	2.65 lbs
GS30K	12"	5 1/2"	1200 lbs	3.95 lbs
GS60K	24"	4 3/4"	1200 lbs	5.25 lbs



B classiX® - Heavy duty pad

Designed for heavier applications, the classiX® line with heavy duty pads comes with classic rail profiles and a range of clamp openings that will meet most day to day needs.

	Clamping Capacity	Throat Depth	Clamping Force	Approx. Weight
GSL30	12"	4 3/4"	1880 lbs	5.00 lbs
GSL60	24"	4 3/4"	1880 lbs	6.30 lbs
GSM20	7 1/2"	4 3/4"	2660 lbs	5.20 lbs
GSM25	9"	5 1/2"	2660 lbs	5.75 lbs
GSM30	12"	5 1/2"	2660 lbs	6.35 lbs
GSM40	16"	5 1/2"	2660 lbs	6.70 lbs
GSM50	20"	5 1/2"	2660 lbs	7.40 lbs
GSM60	24"	5 1/2"	2660 lbs	8.10 lbs



Clamping angles and miters

Clamping angles and miters

BESSEY® metal angle clamps are specifically designed to hold demanding welding or steel fabrication settings. Tough and versatile, these tools simplify the work process.

1 Right angle clamping

The angle clamps have been developed for a wide range of applications but, most especially for aligning materials at 90 degrees for welding.

2 Work pieces of different thickness

The copper spindle passes through an articulated bearing that then attaches to a swivel based face. In use, the jaw face will automatically adjust to different thickness work pieces to align them at a 90 degree angle.

3 Open work area

Allows passage of T-joints for easy access to final fastening.

4 Stable and solid

High quality cast-iron construction with wide bases and broad hold down areas to fasten the angle clamp safely.



A Angle clamps, WSM

Joining two pieces of metal at a 90 degree angle has never been easier thanks to the BESSEY® angle clamp. Let the clamp do the work while you do the welding. Even pieces of different thicknesses are no match for this clamp.



	Capacity for both sides	Jaw Height	Max. Passage for Mitres	Approx. Weight
WSM-9	7"	1 3/8"	3 1/2"	8.00 lbs
WSM-12	9 1/2"	2 3/8"	4 3/4"	16.10 lbs
3100953	WSM-9 Spindle Assembly			
3100954	WSM-12 Spindle Assembly			



B Multi-angle vise clamp, WVS, 3-in-1 angle clamp

The BESSEY® WVS-4 allows an unusually versatile range of clamping positions. The two individual vises are mounted to a base plate and rotate freely. This allows angle clamping from 5 to 180 degrees and the added flexibility of using the smaller vises independently. Terrific value.



	Clamping Capacity	Jaw Height	Range of Angle	Approx. Weight
WVS-4	4 3/8"	1 3/8"	5° to 180°	22.80 lbs

SuperGrips™ grip pliers

Lock it into place with a BESSEY® SuperGrip™ plier. Let the clamp do the holding while you do the work. Adjustable in so many ways, a must have in your shop!

1 Adjustable top handle

Adjustable screw/lock nut (on top handle) adjusts clamping force.

2 Adjustable bottom handle


Adjustable screw/lock nut (on lower lever) adjusts jaw angle (up to 7°) for clamping tapered parts.

3 Adjustable sliding arm

An adjustable jaw for more precise clamping at the point where you need it.

4 Sturdy rail


Cold drawn, profiled steel rail.



A SuperGrips™ with profiled rail, SG

It's a grip plier and clamp all in one tool, just a quick adjustment for a fast and easy set-up.

	Clamping Capacity	Throat Depth	Clamping Force	Approx. Weight
SG4	4"	2 ½"	440 lbs	2.43 lbs
SG8	8"	2 ½"	440 lbs	2.60 lbs
3100576 (pair)		Replaceable pads		0.10 lbs



B SuperGrips™ pipe clamp, SG

The innovative shape of the cradle jaw aligns and holds pipe firmly in place.

	Clamping Capacity	Throat Depth	Clamping Force	Approx. Weight
SG24-PC	4 ½"	2 ¾"	310 lbs	2.60 lbs
3101547 (pair)		Replaceable pads		0.10 lbs




C SuperGrips™ deep reach clamp

The deep reach jaws can easily clamp over angle iron, channel iron and other obstacles.

	Clamping Capacity	Throat Depth	Clamping Force	Approx. Weight
SG5-DR	4 ½"	3"	310 lbs	2.43 lbs



Double force all-steel variable clamps



A myriad of options! New flexibility with large clamping widths

Two available rail models: 1 1/16" x 1/2" profile in three lengths; 1 3/16" x 5/8" profile for high clamping forces and clamping widths up to 118". Rail end fastenings (both sides) can be loosened without tools. Change fitted sliding arms from clamping to spreading or replace with different sliding arms or supplement with others. Sliding arms available with wooden grips, lever handles or T-Bars. This clamping system's flexibility means numerous applications can be handled by the combinations of rails and sliding arms.



A Double force all-steel clamps – Complete Set Options

- Tipping is prevented through central positioning on the workpiece
- Long service life thanks to special heat resistant pressure plate with sintered steel insert, can be tilted by up to 35°
- Clamp can be fed through an opening in the workpiece/component

	Suitable for	Profile Size	Clamping Capacity	Throat Depth	Clamping Force	Approx. Weight
SLV40M	SLV	1 1/16" x 1/2"	16"	4 3/4"	1,450 lbs	6.85 lbs
SLV100M	SLV	1 1/16" x 1/2"	39 1/2"	4 3/4"	1,450 lbs	9.50 lbs
SLV150M	SLV	1 1/16" x 1/2"	60"	4 3/4"	1,450 lbs	11.50 lbs
SLV200M	SLV	1 1/16" x 1/2"	79"	4 3/4"	1,450 lbs	13.00 lbs
GSV300M	GSV	1 3/16" x 5/8"	118"	5 1/2"	2,000 lbs	28.13 lbs



B Rails for Sliding Arms

Create your own custom clamp by first choosing a rail style and length, then adding the desired clamp surfaces (see C and D).

- Cold drawn and galvanised
- End fastenings – on both ends – can be loosened without tools for rapid changeover

	Suitable for	Profile Size	Length	Approx. Weight
3101731	SLV	1 1/16" x 1/2"	47"	6.28 lbs
3101732	SLV	1 1/16" x 1/2"	67"	8.92 lbs
3101733	SLV	1 1/16" x 1/2"	87"	11.57 lbs
3101612	GSV	1 3/16" x 5/8"	130"	23.00 lbs

Modular concept for the widest range of applications

1 End fastenings can be loosened without tools

Both ends can be loosened without tools enabling rapid changeover of the sliding arms for spreading tasks. Replace the sliding arms or add additional sliding arms easily.

2 Interchangeable sliding arms

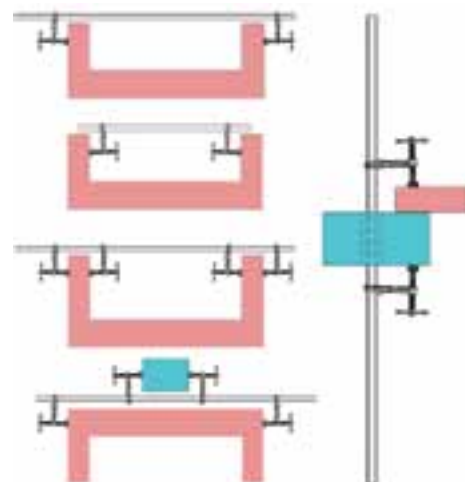
Made from forged tempered steel the sliding arms offer a high level of security as the linear transfer of forces can withstand large loads. Replace with other sliding arm variants to suit the application, or supplement with others.

3 BESSEY® heavy duty MorPad

Heavy duty MorPad is designed to reduce friction at the point of contact; which can lower applied clamping force. Longer service life due to the heat-resistant pressure plate with sintered steel insert, which can be tilted up to 35°.

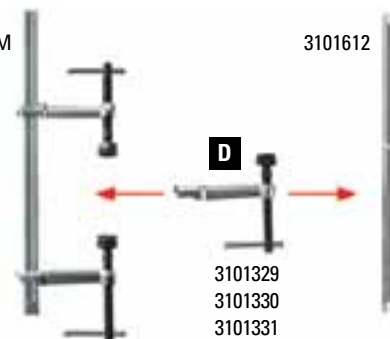
4 Tempered spindle

Sturdy Acme spindle is wear-resistant, considerably increasing its durability.



GSV300M

3101612



C Complete sliding arm for SLV sizes

- Three different grip variants/designs with different throat depths
- Suitable for all SLV size rails with 27 mm x 13 mm rail

	Description	Throat Depth	Approx. Weight
3101426	Wooden handle	4 3/4"	1.60 lbs
3101337	Lever handle	4 3/4"	2.40 lbs
3101338	T-Bar	4 3/4"	1.80 lbs

D Complete sliding arm for GSV sizes

- One arm design with three throat depths
- Suitable for GSV size rails with rail profile 30 mm x 15 mm
- T-Bar includes high-performance pressure plate with sintered steel insert

	Throat Depth	Approx. Weight
3101329	4 3/4"	2.50 lbs
3101330	5 1/2"	2.70 lbs
3101331	7 1/2"	3.10 lbs

E MorPads

- 3100736 Smooth face (standard) - SLV or GSV Series
- 3101192 Rough face - SLV or GSV Series
- 3101193 V Groove - SLV or GSV Series

F Complete MorPad assembly

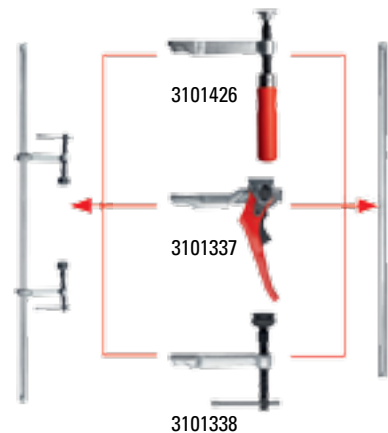
- 3100398 SLV Spindle (.700" Dia.)
- 3100399 GSV Spindle (.775" Dia.)

G Variable angle device

- VAD Fits SLV and GSV

C

SLV100M
SLV150M
SLV200M



E





F



G


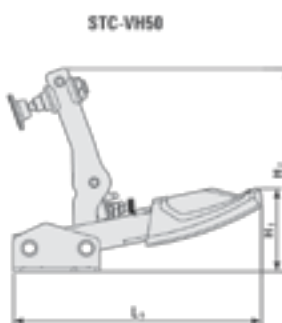
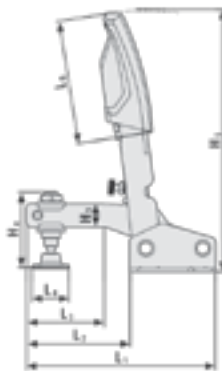


Self-adjusting toggle clamps



A Vertical toggle with open arm and horizontal base plate

	Clamping Capacity	Automatic Adjust	Nominal Clamping Force Range	Holding Capacity	Approx. Weight
STC-VH20	1 3/16"	3/4"	25 - 250 lbs.*	450 lbs.	0.44 lbs.
STC-VH50	1 9/16"	1 3/8"	25 - 550 lbs.*	700 lbs.	0.94 lbs.
3101627	STC-VH20 Spindle service part set				
3101589	STC-VH50 Spindle service part set				



	Total Length	Length of extension arm	Spindle adjustment range	Pressure plate diameter	Length of base	Length of base plate 1	Length of base plate 2	Length of 2-comp handle	Length of handle (open)	Height of handle (closed)	Height of handle (open)	Height of extension arm	Height of spindle, cpl.	Height of base	Width of extension arm (external)	Width of extension arm (internal)	Width of 2-comp. handle	Width of base plate	Length of hole spacing 1	Length of hole spacing 2	Length of hole spacing 3	Width of elongated hole	Diameter of hole
	L1	L2	L3	L4	L5	L6	L7	L8	L9	H1	H2	H3	H4	H5	B1	B2	B3	B4	Lo1	Lo2	Lo3	Lo4	Ø
STC-VH20	3.62"	1.97"	0.79"	0.63"	-	1.69"	1.38"	2.36"	4.84"	1.61"	3.94"	0.39"	1.65"	5.08"	0.39"	0.24"	0.94"	1.89"	1.02"	0.51"	1.10"	1.06-1.26"	0.22"
STC-VH50	4.57"	2.48"	1.57"	0.91"	-	2.09"	1.73"	2.99"	6.06"	2.05"	4.96"	0.55"	1.97"	6.38"	0.52"	0.32"	1.18"	2.36"	1.00"	1.00"	1.57"	1.30-1.89"	0.26"

* Variable and dependent on spindle settings, pressure screw setting, force applied etc. Some small spindle adjustments may be required to achieve maximum clamping opening. Note: All clamping force values in this catalog are approximate as applied force can vary based on spindle settings, pressure screw settings, force applied etc

Self-adjusting toggle clamps

BESSEY® Auto-Adjust Toggle Clamps have changed the way toggle clamps are constructed with variable range clamping force and the ability to auto-adjust to variations in workpiece height while maintaining constant clamping force. Now workpieces of differing heights can be clamped quickly and securely – perfect for large and small-scale production situations. Performance flexibility offers advantages beyond traditional toggle clamps: safer operation, more consistent applied force and more flexible toolcribs.

1 Auto-adjustment of the jaw height

The BESSEY® Auto-Adjust Toggle Clamp self adjusts to variations in workpiece height while maintaining clamping force.

2 Adjustable clamping force

The integrated clamping force adjustment screw can vary the applied clamping force in a range.

3 Adaptable base plate

Holes are sized and spaced for easy mounting and flexibility in metric and imperial. Use ¼" (M6) for STC-VH50, STC-HH50, STC-HH70 and STC-IHH25; and ⅜" (M5) for the balance.

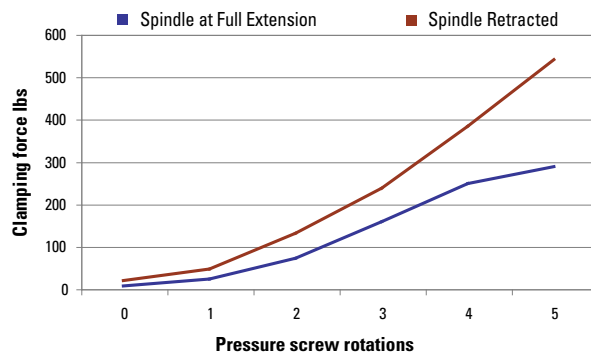
4 Large ergonomic handle

Large, heat resistant handles are designed with user comfort in mind. Soft inserts further reduce hand fatigue.

5 Corrosion resistance

Nickel plated coatings inhibit corrosion and extend tool life.

BESSEY® Toggle Clamp Force Generation


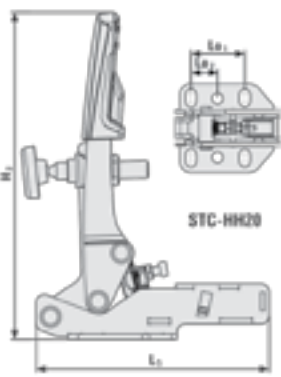
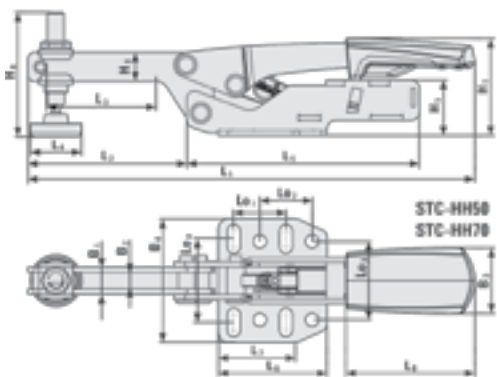


Clamping height: 30mm. Pressure screw set initially to lowest clamp force (0) then 1 full rotation for each measurement point.

B Horizontal toggle with flanged base plate

	Clamping Capacity	Automatic Adjust	Nominal Clamping Force Range	Holding Capacity	Approx. Weight
STC-HH20	1 3/16"	3/4"	25 - 250 lbs.*	450 lbs.	0.43 lbs.
STC-HH50	1 9/16"	1 3/8"	25 - 550 lbs.*	700 lbs.	0.81 lbs.
STC-HH70	2 3/8"	1 3/8"	25 - 550 lbs.*	700 lbs.	1.00 lbs.

3101627 STC-HH20 Spindle service part set
 3101589 STC-HH50 Spindle service part set
 3101588 STC-HH70 Spindle service part set



	Total Length	Length of extension arm	Spindle adjustment range	Pressure plate diameter	Length of base	Length of base plate 1	Length of base plate 2	Length of 2-comp handle	Height of handle (closed)	Height of handle (open)	Height of extension arm	Height of spindle, opt.	Height of base	Width of extension arm (external)	Width of extension arm (internal)	Width of 2-comp. handle	Width of base plate	Length of hole spacing 1	Length of hole spacing 2	Length of hole spacing 3	Width of elongated hole	Diameter of hole
	L1	L2	L3	L4	L5	L6	L7	L8	H1	H2	H3	H4	H5	B1	B2	B3	B4	Lo1	Lo2	Lo3	Lo4	Ø
STC-HH20	6.57"	1.77"	0.79"	0.63"	3.27"	1.77"	1.38"	1.81"	1.73"	5.59"	0.39"	1.65"	0.98"	0.39"	0.24"	0.79"	1.65"	1.02"	0.51"	1.10"	1.02-1.25"	0.22"
STC-HH50	8.54"	3.03"	1.57"	0.91"	4.45"	2.09"	1.50"	2.83"	1.85"	6.22"	0.55"	1.97"	1.06"	0.51"	0.31"	1.26"	2.36"	1.00"	1.00"	1.50"	1.30-1.89"	0.26"
STC-HH70	8.54"	3.03"	1.57"	0.91"	4.45"	2.09"	1.50"	2.83"	2.52"	6.89"	0.55"	2.68"	1.73"	0.51"	0.31"	1.26"	2.36"	1.00"	1.00"	1.50"	1.30-1.89"	0.26"

* Variable and dependent on spindle settings, pressure screw setting, force applied etc. Some small spindle adjustments may be required to achieve maximum clamping opening.

Horizontal with vertical base/angled base

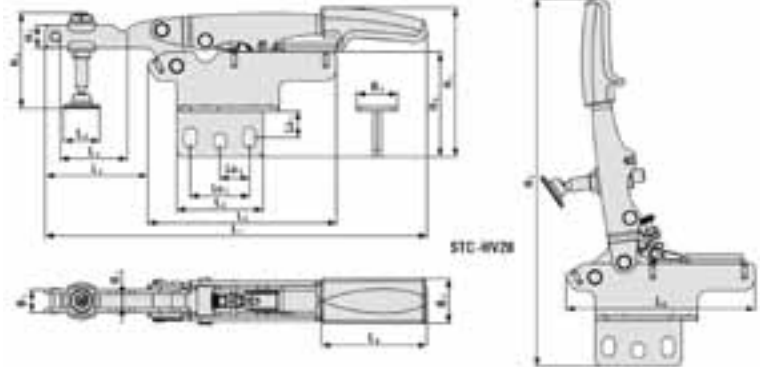


A Horizontal toggle with open arm and vertical base plate



STC-HV20
3101627

Clamping Capacity	Automatic Adjust	Nominal Clamping Force Range	Holding Capacity	Approx. Weight
$1\frac{3}{16}$ "	$\frac{3}{4}$ "	25 - 250 lbs.*	450 lbs.	0.45 lbs.
STC-HV20 Spindle service part set				



	Total Length	Length of extension arm	Spindle adjustment range	Pressure plate diameter	Length of base	Length of base plate 1	Length of base plate 2	Length of 2 - comp handle	Height of handle (closed)	Height of handle (open)	Height of extension arm	Height of spindle, cpl.	Height of base	Width of extension arm (external)	Width of extension arm (internal)	Width of 2-comp. handle	Width of base plate	Length of hole spacing 1	Length of hole spacing 2	Length of hole spacing 3	Width of elongated hole	Diameter of hole
	L1	L2	L3	L4	L5	L6	L7	L8	H1	H2	H3	H4	H5	B1	B2	B3	B4	Lo1	Lo2	Lo3	Lo4	Ø
STC-HV20	6.57"	1.77"	0.79"	0.63"	3.27"	1.50"	—	1.81"	2.56"	6.38"	0.39"	1.65"	1.77"	0.39"	0.24"	0.79"	0.71"	0.39-0.51"	1.02"	0.51"	—	0.22"

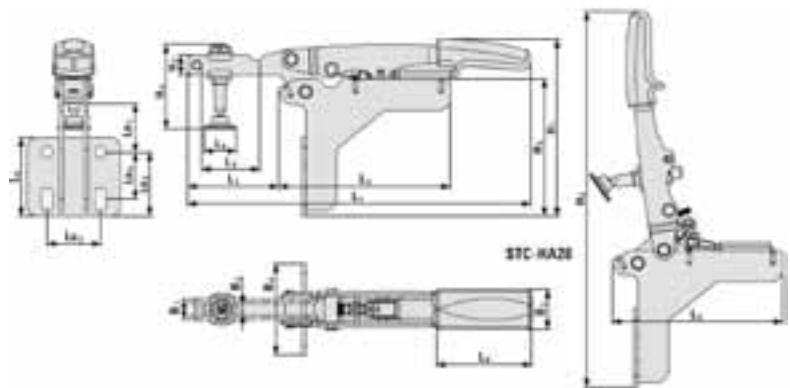


B Horizontal toggle with open arm and angled base plate



STC-HA20
3101627

Clamping Capacity	Automatic Adjust	Nominal Clamping Force Range	Holding Capacity	Approx. Weight
$1\frac{3}{16}$ "	$\frac{3}{4}$ "	25 - 250 lbs.*	450 lbs.	0.48 lbs.
STC-HA20 Spindle service part set				



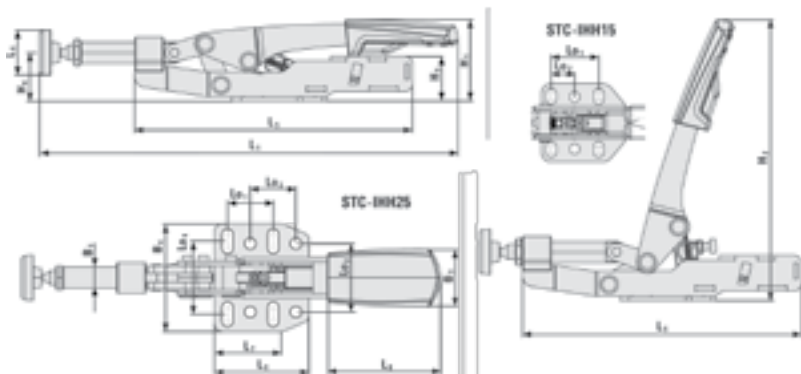
	Total Length	Length of extension arm	Spindle adjustment range	Pressure plate diameter	Length of base	Length of base plate 1	Length of base plate 2	Length of 2 - comp handle	Height of handle (closed)	Height of handle (open)	Height of extension arm	Height of spindle, cpl.	Height of base	Width of extension arm (external)	Width of extension arm (internal)	Width of 2-comp. handle	Width of base plate	Length of hole spacing 1	Length of hole spacing 2	Length of hole spacing 3	Width of elongated hole	Diameter of hole
	L1	L2	L3	L4	L5	L6	L7	L8	H1	H2	H3	H4	H5	B1	B2	B3	B4	Lo1	Lo2	Lo3	Lo4	Ø
STC-HA20	6.57"	1.77"	0.79"	0.63"	3.27"	1.50"	—	1.81"	3.35"	7.13"	0.39"	1.65"	2.60"	0.39"	0.24"	0.79"	1.77"	0.39-1.18"	0.79-1.02"	1.02"	—	0.22"

* Variable and dependent on spindle settings, pressure screw setting, force applied etc. Some small spindle adjustments may be required to achieve maximum clamping opening.

Inline with flanged base/angled base

C Inline toggle with flanged base plate

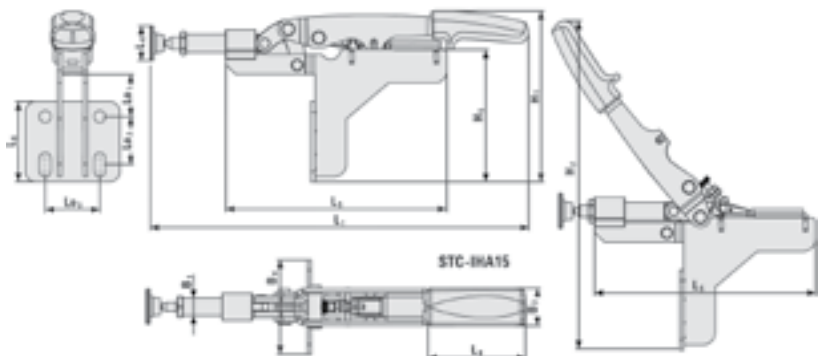
	Clamping Capacity	Automatic Adjust	Nominal Clamping Force Range	Holding Capacity	Approx. Weight
STC-IHH15	3/8"	5/16"	25 - 250 lbs.*	450 lbs.	0.41 lbs.
STC-IHH25	5/8"	1/2"	25 - 250 lbs.*	700 lbs.	0.88 lbs.
3101627	STC-IHH15 Spindle service part set				
3101589	STC-IHH25 Spindle service part set				



	Total Length	Length of extension arm	Spindle adjustment range	Pressure plate diameter	Length of base	Length of base plate 1	Length of base plate 2	Length of 2-comp handle	Height of handle (closed)	Height of handle (open)	Height of extension arm	Height of spindle, opt.	Height of base	Height to spindle centre	Width of extension arm (external)	Width of extension arm (internal)	Width of 2-comp. handle	Width of base plate	Length of hole spacing 1	Length of hole spacing 2	Length of hole spacing 3	Width of elongated hole	Diameter of hole
	L1	L2	L3	L4	L5	L6	L7	L8	H1	H2	H3	H4	H5	H6	B1	B2	B3	B4	Lo1	Lo2	Lo3	Lo4	Ø
STC-IHH15	7.13"	-	-	0.63"	4.13"	1.77"	1.38"	1.81"	1.26"	4.21"	-	-	0.51"	0.63"	0.33"	-	0.79"	1.65"	1.02"	0.51"	1.10"	1.02-1.25"	0.22"
STC-IHH25	9.17"	-	-	0.91"	6.06"	2.09"	1.50"	2.87"	1.81"	6.10"	-	-	0.98"	1.06"	0.47"	-	1.26"	2.36"	1.00"	1.00"	1.50"	1.30-1.89"	0.26"

D Inline toggle with angled base plate


	Clamping Capacity	Automatic Adjust	Nominal Clamping Force Range	Holding Capacity	Approx. Weight
STC-IHA15	3/8"	5/16"	25 - 250 lbs.*	450 lbs.	0.48 lbs.
3101627	STC-IHA15 Spindle service part set				



	Total Length	Length of extension arm	Spindle adjustment range	Pressure plate diameter	Length of base	Length of base plate 1	Length of base plate 2	Length of 2-comp handle	Height of handle (closed)	Height of handle (open)	Height of extension arm	Height of spindle, opt.	Height of base	Height to spindle centre	Width of extension arm (external)	Width of extension arm (internal)	Width of 2-comp. handle	Width of base plate	Length of hole spacing 1	Length of hole spacing 2	Length of hole spacing 3	Diameter of hole
	L1	L2	L3	L4	L5	L6	L7	L8	H1	H2	H3	H4	H5	H6	B1	B2	B3	B4	Lo1	Lo2	Lo3	Ø
STC-IHA15	7.13"	-	-	0.63"	4.13"	1.496"	-	1.81"	3.19"	5.87"	-	-	2.48"	1.37"	0.33"	-	0.79"	1.77"	0.81"	0.79-1.02"	1.125"	0.22"

* Variable and dependent on spindle settings, pressure screw setting, force applied etc. Some small spindle adjustments may be required to achieve maximum clamping opening.

Powerful parallel clamping at its best



Powerful parallel clamping at its best

BESSEY® invented the parallel clamp and continues innovating to meet the needs of the serious woodworker. For production settings or home shops, there is always a need for a powerful, parallel, BESSEY® product.



SIZE COMPARISON CHART



A K Body® REVO™, parallel clamps

Jaws clamp at an accurate 90° angle; arguably the most powerful parallel clamp in the world. Nominal clamping force of 1500 lbs with large handles and clamping surface. Replacement parts available.

	Clamping Capacity	Throat Depth	Clamping Force	Approx. Weight
KR3.512	12"	3 ¾"	1500 lbs	4.76 lbs
KR3.518	18"	3 ¾"	1500 lbs	5.40 lbs
KR3.524	24"	3 ¾"	1500 lbs	6.06 lbs
KR3.531	31"	3 ¾"	1500 lbs	6.86 lbs
KR3.540	40"	3 ¾"	1500 lbs	7.61 lbs
KR3.550	50"	3 ¾"	1500 lbs	8.51 lbs
KR3.560	60"	3 ¾"	1500 lbs	9.46 lbs
KR3.582	82"	3 ¾"	1500 lbs	11.66 lbs
KR3.598	98"	3 ¾"	1500 lbs	13.21 lbs



B K Body® REVO™ extender kits

	Includes	Approx. Weight
KRX2440	2 x KR3.524 (24" K Body® REVO™) 2 x KR3.540 (40" K Body® REVO™) 2x K Body® extenders	30.00 lbs
Large kit:	2 x KR3.524 (24" K Body® REVO™) 2 x KR3.550 (50" K Body® REVO™) 2x K Body® extenders	32.00 lbs



C K Body® REVO™ framing kits

	Includes	Approx. Weight
KRK2440	2 x KR3.524 (24" K Body® REVO™) 2 x KR3.540 (40" K Body® REVO™) 1 set KP blocks (4 blocks/set)	29.00 lbs
Large kit:	2 x KR3.524 (24" K Body® REVO™) 2 x KR3.550 (50" K Body® REVO™) 1 set KP blocks (4 blocks/set)	31.00 lbs

1 Parallel clamping surface with jaw protection pads

Arguably the most powerful and most parallel clamps in the world. Three large removable (for cleaning or replacement) pressure caps are resistant to glue, paint and solvents.

2 Large ergonomic 2K composite handle (REVO™)

High quality 2K composite handle with soft plastic insert for comfort while working, and greater tactility for better grip.

3 Rail protection pieces


Rail protection pieces work to isolate and elevate the workpiece from the rail. Easily fasten the rail protection pieces to a work surface with TK-6 table clamps.

4 Removable end-clip

End-clip ensures clamp sits parallel to work surface. Removable to reverse sliding arm for use as spreader. Clips can also be attached to a work surface with TK-6 table clamps.

5 The moveable 'fixed' jaw

Innovation: BESSEY® offers both jaws adjustable on the KRV to optimize clamping set-up. With the push of a button the 'fixed' jaw can be moved to where you want it.



D Vario K Body® REVO™, variable jaw parallel clamp

Same great clamp as the K Body® REVO™ but with a moveable 'fixed' jaw. Now you can optimize your clamping set-up with a push of a button and the 'fixed' jaw can be moved where you want it.

	Clamping Capacity	Throat Depth	Clamping Force	Approx. Weight
KRV-40	40"	3 ¾"	1500 lbs	8.26 lbs
KRV-60	60"	3 ¾"	1500 lbs	10.16 lbs
KRV-78	78"	3 ¾"	1500 lbs	12.41 lbs
KRV-98	98"	3 ¾"	1500 lbs	13.91 lbs

E Adjustable fixed jaw, KR-VO

For KRV. Replacement variable jaw.

F Table mount clamp, TK-6

For KR and KRV. Accessory holds KR & KRV to work surface, 2/set.

G Jaw pads, KR-JP

For KR and KRV. Replacement jaw pads, 2 jaw pads/set.

H Rail protection pieces, KR-RPP

For KR and KRV. Replacement rail protection pieces, 2/set.

I End clip, KR-EC

For KR and KRV. Replacement rail end, 1/set.

J Sliding jaw, KR-J2K

For KR and KRV. Replacement sliding jaw.

K Jaw adapter, KR-AS

For KR and KRV. Accessory holds KR & KRV to work surface, 2/set.

L Extender, KBX20

For KR and KRV. Accessory connects two KR or KRV rails, 1/set

M KP blocks, KP

Accessory; quick set up for raised panel doors, frames, etc, 4/set.



Powerful parallel clamping at its best



Powerful parallel clamping at its best

BESSEY® continues innovating to meet the needs of the serious woodworker. For production settings or home shops, there is always a need for a powerful, parallel, BESSEY® product.

1 Parallel clamping surface with jaw protection pads

Three large removable (for cleaning or replacement) pressure caps are resistant to glue, paint and solvents.

2 Wood handle

Ergonomically shaped.

3 Rail protection pieces

Pieces work to isolate and elevate the workpiece from the rail.

4 Removable end-clip

End-clip ensures clamp sits parallel to work surface. Removable to reverse sliding arm for use as spreader.

Connect with us

 facebook.com/BesseyToolsNorthAmerica



A K Body® REVO^{SR} parallel clamps

The new K BODY® REVO^{SR} is a mid-sized version of what makes the full-sized REVO parallel clamp so great. Parallel jaws, good power and a lighter relative weight, combined with a very competitive price point.



	Clamping Capacity	Throat Depth	Clamping Force	Approx. Weight
KRJR-12	12"	3 1/4"	900 lbs	2.86 lbs
KRJR-18	18"	3 1/4"	900 lbs	3.16 lbs
KRJR-24	24"	3 1/4"	900 lbs	3.40 lbs
KRJR-36	36"	3 1/4"	900 lbs	4.21 lbs
KRJR-50	50"	3 1/4"	900 lbs	4.91 lbs



B UniKlump® case clamp

This light duty universal case clamp is an ideal tool for many jobs around the shop. For clamping or spreading, the lower clamping pressures spread over a wider surface are gentler on delicate work surfaces and, the light weight means less fatigue during glue-ups. Removable end clip for conversion to a spreader.



	Clamping Capacity	Throat Depth	Clamping Force	Approx. Weight
UK3.006	6"	3 1/8"	330 lbs	1.36 lbs
UK3.012	12"	3 1/8"	330 lbs	1.59 lbs
UK3.024	24"	3 1/8"	330 lbs	2.04 lbs

Cabinetry clamp, face frames

BESSEY® Quality

The cabinetry clamp is designed to combine the multiple steps of face frame cabinet installation into one easy process. Face frame stiles can be tightened, aligned, pre-drilled and fastened while the clamp is in place. The clamp holds the individual cabinet edges together while also keeping the faces along the joint flush.

There is also an integrated pilot-hole drilling guide on one end. This guide flips out of the way so you can drive screws to connect the cabinets without removing or repositioning the clamp.

1 Durable construction

Heavy duty steel clamp with steel sliding T-bars and aluminum alignment plate provides exceptional strength.

2 Integrated pilot hole


Simplifies drilling.

3 Non-marring felt pads

Included for clamp faces and alignment plate to protect and cushion points of contact.

4 Acme threaded screws

For quick and controlled tightening.



Available Q4 2017 in Canada.

A Cabinetry clamp, face frames, BES8511

Professional quality installation is achieved at a fraction of the time compared to the use of more conventional clamps. Designed to combine the multiple steps of face frame cabinet installation into one easy process. It works on stiles up to 1 1/4" thick (each). Integrated pilot-hole drilling guide guide flips out of the way so you can drive screws to connect the cabinets without removing or repositioning.

	Clamping Capacity	Throat Depth	Jaw Width	Clamping Force	Approx. Weight
BES8511	4"	1 1/4"	2"	300 - 600 lbs	1.49 lbs
203692	Drill guide assembly				
203708	Spindle service part set				



Check out K Body® in action!

Please reference our YouTube videos showing BESSEY® products in action - often with performed by renovation experts you're familiar with – like Kayleen McCabe of DIY Network's Rescue Renovation.

Search our video database at

www.youtube.com/user/BesseyTools

BESSEY® quality, durability and strength



Malleable cast bar clamps

The original BESSEY® malleable cast iron bar clamp is available in two designs. Either with the tried-and-true wooden handle, or the modern BESSEY® 2K handle. The high quality 2K composite handle with comfort insert allows you to complete tasks more effectively and with less hand fatigue.

- 1 Integrated anti-slip system**
Maximum safety is available with the integrated anti-slip system. A set screw is molded into the sliding arm and interlocks with the serration on the rail.
- 2 Reinforced jaw and sliding arm**
Corrugated malleable cast iron fixed jaw and sliding arm generate powerful, rigid clamping.
- 3 High quality profiled rail**
The BESSEY® profiled rail from our own German steel plant has been optimized for clamps. The profile acts against torsional forces.
- 4 BESSEY® smooth running spindle**
Smooth running spindle with Acme thread allows for more clamping with less effort. Replaceable pressure plates.
- 5 BESSEY® comfort handle**
The TG series offers both the tried-and-true wooden handle or 2K composite handle with comfort insert.



A



A Light duty TG & TGJ, with 2K handle

The rail's hourglass profile contributes to the TG serie's ability to resist flex. Even the light duty version is a tough tool built with the quality you expect from BESSEY®. Includes ergonomic 2K handle.

	Clamping Capacity	Throat Depth	Clamping Force	Approx. Weight
TGJ2.506+2K	6"	2 ½"	600 lbs	1.45 lbs
TGJ2.512+2k	12"	2 ½"	600 lbs	1.80 lbs
TGJ2.518+2k	18"	2 ½"	600 lbs	2.15 lbs
TGJ2.524+2k	24"	2 ½"	600 lbs	2.50 lbs
TGJ2.530+2k	30"	2 ½"	600 lbs	2.90 lbs
TGJ2.536+2k	36"	2 ½"	600 lbs	3.25 lbs
TG4.008+2k	8"	4"	880 lbs	2.35 lbs
TG4.012+2k	12"	4"	880 lbs	2.62 lbs
TG4.016+2k	16"	4"	880 lbs	2.90 lbs
TG4.024+2k	24"	4"	880 lbs	3.48 lbs



B



B Light duty TG & TGJ, with wood handle

Hourglass rail profile resists flex. A tough tool built with the quality you expect from BESSEY®. Includes tried-and-true wooden handle.

	Clamping Capacity	Throat Depth	Clamping Force	Approx. Weight
TGJ2.506	6"	2 ½"	600 lbs	1.45 lbs
TGJ2.512	12"	2 ½"	600 lbs	1.80 lbs
TGJ2.518	18"	2 ½"	600 lbs	2.15 lbs
TGJ2.524	24"	2 ½"	600 lbs	2.50 lbs
TGJ2.530	30"	2 ½"	600 lbs	2.90 lbs
TGJ2.536	36"	2 ½"	600 lbs	3.25 lbs
TG4.008	8"	4"	880 lbs	2.35 lbs
TG4.012	12"	4"	880 lbs	2.62 lbs
TG4.016	16"	4"	880 lbs	2.90 lbs
TG4.024	24"	4"	880 lbs	3.48 lbs

C Medium duty, TG, with 2K handle

Load up on pressure, durability & versatility. Six serrated edges withstand a lot of pressure without slipping. Includes ergonomic 2K handle.

	Clamping Capacity	Throat Depth	Clamping Force	Approx. Weight
TG4.512+2K	12"	4 1/2"	1000 lbs	3.55 lbs
TG4.518+2k	18"	4 1/2"	1000 lbs	4.30 lbs
TG4.524 +2k	24"	4 1/2"	1000 lbs	4.65 lbs
TG4.530+2k	30"	4 1/2"	1000 lbs	5.40 lbs
TG4.540+2k	40"	4 1/2"	1000 lbs	6.23 lbs
TG5.512+2k	12"	5 1/2"	1320 lbs	4.85 lbs
TG5.518+2k	18"	5 1/2"	1320 lbs	5.80 lbs
TG5.524+2k	24"	5 1/2"	1320 lbs	6.25 lbs
TG7.016+2k	16"	7"	1320 lbs	5.95 lbs
TG7.024+2k	24"	7"	1320 lbs	7.00 lbs
TG7.048+2k	48"	7"	1320 lbs	9.65 lbs



D Medium duty TG with wood handle

Features tried-and-true wooden handle.

	Clamping Capacity	Throat Depth	Clamping Force	Approx. Weight
TG4.512	12"	4 1/2"	1000 lbs	3.55 lbs
TG4.518	18"	4 1/2"	1000 lbs	4.30 lbs
TG4.524	24"	4 1/2"	1000 lbs	4.65 lbs
TG4.530	30"	4 1/2"	1000 lbs	5.40 lbs
TG4.540	40"	4 1/2"	1000 lbs	6.23 lbs
TG5.512	12"	5 1/2"	1320 lbs	4.85 lbs
TG5.518	18"	5 1/2"	1320 lbs	5.80 lbs
TG5.524	24"	5 1/2"	1320 lbs	6.25 lbs
TG7.016	16"	7"	1320 lbs	5.95 lbs
TG7.024	24"	7"	1320 lbs	7.00 lbs
TG7.048	48"	7"	1320 lbs	9.65 lbs



E Heavy duty, TGK, with 2K handle

More clamp force than most of us will ever need. High-end quality throughout. The 2K composite handle with comfort insert is standard.

	Clamping Capacity	Throat Depth	Clamping Force	Approx. Weight
TGK4.516+2K	16"	4 1/2"	1540 lbs	5.80 lbs
TGK4.524+2K	24"	4 1/2"	1540 lbs	6.75 lbs
TGK4.540+2K	40"	4 1/2"	1540 lbs	9.05 lbs
TGK4.550+2K	50"	4 1/2"	1540 lbs	10.65 lbs
TGK4.579+2K	79"	4 1/2"	1540 lbs	14.65 lbs



F Malleable cast, TC, with flat rail

Flat rails are an economical alternative - stable solid flat rail with serration. German quality at an appealing price for industrial application. Comes with ergonomically shaped wood handle, standard pad, and plastic cap.

	Clamping Capacity	Throat Depth	Clamping Force	Approx. Weight
TC4.008	8"	4"	800 lbs	2.85 lbs
TC4.512	12"	4 1/2"	950 lbs	3.36 lbs
TC5.512	12"	5 1/2"	1200 lbs	4.85 lbs
TC7.016	16"	7"	1200 lbs	5.95 lbs



Extraordinary clamps



A



A Deep reach, CDS, with flat rail

Need some extra reach? The CDS offers a throat depth of up to 20" when you need that extra deep reach. The large flat rail is serrated to prevent slipping. Comes with: Flat rail profile, standard pad, and plastic cap.

	Clamping Capacity	Throat Depth	Clamping Force	Approx. Weight
CDS24-10 WP	24"	10"	1550 lbs	11.05 lbs
CDS24-12 WP	24"	12"	1550 lbs	13.90 lbs
CDS24-20 WP	24"	20"	990 lbs	20.15 lbs



B



B Malleable cast, TG, with T-Bar and profiled rail

Top selling TG Series products with T-Bar handle with rounded ends for simple transfer of force when clamping. With protective caps on the clamping surfaces. Stable profiled rail with serration.

	Clamping Capacity	Throat Depth	Clamping Force	Approx. Weight
TG3.006+TB	6"	3"	700 lbs	1.75 lbs
TG4.008+TB	8"	4"	880 lbs	2.50 lbs
TG4.510+TB	10"	4 ½"	1000 lbs	3.00 lbs
TG5.512+TB	12"	5 ½"	1320 lbs	5.00 lbs
TG4.516+TB	16"	4 ½"	1000 lbs	4.05 lbs
TG4.524+TB	24"	4 ½"	1000 lbs	4.80 lbs



C



Lightweight die-cast zinc, step-over U shape!

C Light duty, zinc die cast, step over bar clamp, LMU

Small, light weight and made of quality durable material. The U shaped bar helps to clamp over small obstructions and apply the clamping force where you need it. Comes with two plastic pressure caps.

	Clamping Capacity	Throat Depth	Clamping Force	Approx. Weight
LMU2.004	4"	2"	330 lbs	0.50 lbs
LMU2.006	6"	2"	330 lbs	0.60 lbs
LMU2.008	8"	2"	330 lbs	0.65 lbs



D



D Light duty, zinc die cast, LM

Small, light weight and made of quality durable material.: clamping arms manufactured in toughened die cast zinc black powder coated to prevent chemical corrosion. Comes with a plastic cap on pressure pad.

	Clamping Capacity	Throat Depth	Clamping Force	Approx. Weight
LM2.004	4"	2"	330 lbs	0.55 lbs
LM2.006	6"	2"	330 lbs	0.60 lbs
LM2.008	8"	2"	330 lbs	0.70 lbs
LM2.012	12"	2"	330 lbs	0.80 lbs
LM3.006	6"	3"	330 lbs	1.15 lbs
LM3.012	12"	3"	330 lbs	1.40 lbs
LM3.024	24"	3"	330 lbs	2.00 lbs

E Plastic replacement caps

Fits all TG, TC and CDS clamps

- 3101393** TGJ2.5 (10/set)
- 3101394** TG4.0 (10/set)
- 3101395** TG4.5 (10/set)
- 3101396** TGK, TG5.5, TG7.0, CDS (10/set)

F Standard pad


Fits all TG, TC and CDS clamps. Replacement jaw pads, 2 jaw pads/set.

- 3101180** TGJ2.5 (4 pc)
- 3101183** TG4.0, TG4.5 (4 pc)
- 3101188** TG5.5, TG7.0, TGK4.5, CDS (4 pc)

G 2K Handle with pad

Fits all TG, TC and CDS clamps. 2K replacement handle.

- 3101179** TGJ (1 pc)
- 3101182** TG4 (1 pc)
- 3101186** TG4.5 (1 pc)
- 3101187** TG5.5, TG7, TGK (1 pc)



H Small TG kit BTB30A

30 piece (with display) malleable cast clamps.

	Kit includes:	Approx. Weight
BTB30A	4 x TGJ2.506+2K (6")	82.00 lbs.
	6 x TGJ2.512+2K (12")	
	4 x TGJ2.518+2K (18")	
	8 x TGJ2.524+2K (24")	
	4 x TGJ2.530+2K (30")	
	4 x TGJ2.536+2K (36")	
	1 x A Frame display	



I General multi-purpose clamp kit BGP

10 piece malleable cast clamps.

	Kit includes:	Approx. Weight
BGP	2 x TGJ2.506 (6")	17.00 lbs.
	2 x TG4.008 (8")	
	2 x LM2.004 (4")	
	2 x PC34 (3/4")	
	2 x XM5 (2")	



J Small TG kit BTB30


30 piece malleable cast clamps.

	Kit includes:	Approx. Weight
BTB30	4 x TGJ2.506 (6")	72.00 lbs.
	6 x TGJ2.512 (12")	
	4 x TGJ2.518 (18")	
	8 x TGJ2.524 (24")	
	4 x TGJ2.530 (30")	
	4 x TGJ2.536 (36")	



I-Beam clamps

NEW



Heavy duty steel bar clamps

Designed to meet the demanding needs of industrial workloads, I-Beam is very stiff and much better at resisting bend or twist over a long distance than other clamps. For powerful clamping of all types, where strength and straightness over a distance are crucial, BESSEY® I-Beam clamps are ideal for high-demand industrial & institutional woodworking. Available in lengths from 24" to 96".

- 1 Tough ductile castings**
Powder coated
- 2 Nickel plated rail**
Resists corrosion
- 3 5 strong, hardened steel clutch plates**
To aid with gripping the bar stock
- 4 Crank handle**
Tremendous strength & long term durability
- 5 ACME threaded screws**
With 9/16" spindle diameter




A Heavy duty I-Beam steel bar clamp

The I-Beam rail's hourglass profile contributes to the clamp's ability to resist flex over a greater clamping span.

	Clamping Capacity	Throat Depth	Jaw Width	Bar Width	Bar Thickness	Load Capacity
IBEAM24	24"	2"	1 3/4"	1 3/8"	7/16"	7000 lbs
IBEAM30	30"	2"	1 3/4"	1 3/8"	7/16"	7000 lbs
IBEAM36	36"	2"	1 3/4"	1 3/8"	7/16"	7000 lbs
IBEAM48	48"	2"	1 3/4"	1 3/8"	7/16"	7000 lbs
IBEAM60	60"	2"	1 3/4"	1 3/8"	7/16"	7000 lbs
IBEAM72	72"	2"	1 3/4"	1 3/8"	7/16"	7000 lbs
IBEAM84	84"	2"	1 3/4"	1 3/8"	7/16"	7000 lbs
IBEAM96	96"	2"	1 3/4"	1 3/8"	7/16"	7000 lbs

B BESSEY® I-Beam clamp service parts

203715	Handle, spindle, jaw
203722	Clutch assembly



C T-bar sash clamps, TB

	Clamp Face	Clamping Capacity	Clamping Force	Approx. Weight
TB100	2.6" x 1.7"	39"	3150 lbs	18.00 lbs
TB150	2.6" x 1.7"	59"	2600 lbs	23.00 lbs
TB250	2.6" x 1.7"	98"	2100 lbs	33.00 lbs

D BESSEY® TB clamp service parts (Special order)

3006042	Pressure jaw
3006040	Screw guide
3100920	Clamping jaw
3101405	Screw set

GTR



Track/table clamp

Our newest innovative clamp designed for holding materials safely and securely on MDF tables that are equipped with matrix holes and T-tracks. Precision and durability are at the core of the BESSEY® brand. Our tools have always been manufactured from the highest-grade materials.

- 1 Special lower arm**
for 12 x 8 mm grooves.
- 2 Safety by design**
Track saw guide slots make for secure and fast clamping. High clamping force for increased safety.
- 3 Versatility**
For use with Festool, Protool, Metabo, Makita, DeWalt track saw guides. Please verify track dimensions to confirm suitability.
- 4 Wood handle or lever handle with ratchet action**
Ergonomically shaped wooden handle or ratchet action lever handle for more clamping force, up to 5 times faster than conventional clamps.



A Track/table clamp, GTR

High clamping force for safety. Ergonomically shaped wooden handle.

	Clamping Capacity	Throat Depth	Clamping Force	Approx. Weight
GTR12	4 1/16"	2 5/16"	400 lbs	0.66 lbs
GTR16B6	6 5/16"	2 5/16"	400 lbs	0.71 lbs
GTR30B6	11 13/16"	2 5/16"	400 lbs	0.90 lbs



B Track/table clamp, GTRH

Clamping force is variable, with ratchet action lever up to 5 times faster than conventional clamps. Secure – lever / ratchet unaffected by vibrations. Strong – clamping force up to 540 lbs nominal clamping force.

	Clamping Capacity	Throat Depth	Nominal Clamping Force	Approx. Weight
GTR16S6H	6 5/16"	2 5/16"	540 lbs	1.17 lbs



One handed, light duty & clutch style clamps

EZS and EZ



One-handed clamping or spreading

Another powerhouse from BESSEY®. Built with internal components that reflect German engineering, these clamps transition smoothly from clamping to spreading.

1 Powerful technology

Single-handed clamping and spreading of workpieces with up to 445 lb clamping force.

2 Intelligent release mechanism

The upper section can quickly convert from clamping to spreading without tools.

3 Handle behind the rail

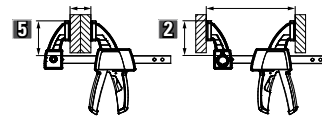
Ergonomic handle positioned behind the rail, enabling a powerful grip.

4 Soft pressure caps

Soft pressure caps optimize material protection and secure clamping.

5 Throat depth to the very edge

While all other clamps measure throat depth to the centre of the pad, EZ and EZS extend throat depth right to the outside edge of the pads – power spread across the entire pad.



A One-handed EZS clamps

The EZS One Hand Clamp by BESSEY® offers a revitalized approach to the one hand clamp market. What makes it so new and fresh is that it has been engineered from the start to offer clean design lines, comfortable handles, 445 lbs of clamp force and the ability to transition smoothly from clamping to spreading.

	Clamping Capacity	Throat Depth	Clamping Force	Spreading	Approx. Weight
EZS15-8	6"	3 ½"	445 lbs	6 ½" - 14"	1.53 lbs
EZS30-8	12"	3 ½"	445 lbs	6 ½" - 20"	1.79 lbs
EZS45-8	18"	3 ½"	445 lbs	6 ½" - 25 ¾"	2.00 lbs
EZS60-8	24"	3 ½"	445 lbs	6 ½" - 31 ¾"	2.28 lbs
EZS90-8	36"	3 ½"	445 lbs	6 ½" - 43 ½"	2.80 lbs

B EZS Combo	Includes 2 x EZS15-8 2 x EZS30-8 2 x EZS45-8		11.00 lbs
--------------------	---	---	-----------

C One-handed EZ clamps

A lightweight version of EZS – with 150 lbs of clamping force, the ability to transition smoothly from clamping to spreading, and all the dependability you've come to expect from BESSEY®.

	Clamping Capacity	Throat Depth	Clamping Force	Spreading	Approx. Weight
EZ15-6	6"	2 ¾"	150 lbs	5" - 12"	0.66 lbs
EZ30-6	12"	2 ¾"	150 lbs	5" - 18"	0.83 lbs

DuoKlamp®

One hand clamp with parallel handle

Switch to spreading by turning the knob!

No more disassembling the jaws of the clamp to convert it to a spreader. The DuoKlamp® incorporates a handy mini-dial that reverses the action from clamping to spreading...with a simple twist.

1 Reversing

Don't disassemble the clamp – simply turn the knob! Switch easily from clamping to spreading, at any time.

2 Parallel handle with pump lever


The ergonomically shaped handle with pump lever runs parallel to the rail for balanced, safe handling.

3 Rapidly-adjustable release lever

Simply press to release the clamp immediately, or rapidly adjust.

4 Large jaw faces

Made from impact- and fracture-resistant reinforced polyamide, the large jaw faces are exactly parallel. Distributing pressure over a greater area gently clamps a wide range of shapes.



A DuoKlamp®, large surface one handed clamp

Clamp or spread with the turn of a button, no tools necessary with the intelligent release mechanism. Jaws are designed to resist flex and are capable of withstanding up to 260 lbs of clamping force. Soft pressure caps slide off easily and prevent marring of wood by distributing pressure over a greater area.

	Clamping Capacity	Throat Depth	Clamping Force	Spreading	Approx. Weight
DU016-8	6"	3 1/4"	260 lbs	2 3/4" - 9 1/4"	1.42 lbs
DU030-8	12"	3 1/4"	260 lbs	2 3/4" - 14 3/4"	1.53 lbs
DU045-8	18"	3 1/4"	260 lbs	2 3/4" - 21"	1.87 lbs
DU065-8	24"	3 1/4"	260 lbs	2 3/4" - 26 3/4"	2.19 lbs



B DuoKlamp® Combo


Includes
2 x DU016-8
2 x DU030-8
2 x DU045-8

7.60 lbs



One handed, light duty & clutch style clamps

PG series



Heavy duty one-handed clamping

PG is perfect for work that requires one handed operation, like overhead tasks, and multi-tool alignment jobs! BESSEY® PG one-handed clamps enable you to hold or fix in place with just one hand. It also allows you to clamp more powerfully than ever.

- 1 Parallel handle with pump lever**
Ergonomically shaped handle with pump lever runs parallel to the rail for balanced, safe handling.
- 2 Rapid move button**
Allows you to move the sliding arm when you need – quickly and with minimum effort.
- 3 Plastic pressure caps**
Removable plastic caps provide a non-marring soft touch for use with wood and finished metal surfaces.
- 4 Versatility**
Fixed arm and pressure plate are produced and tempered from a single piece of high quality BESSEY® steel. Clamping is resilient and elastic.



A PowerGrip, PG, heavy duty one-hand clamp

A truly one-handed clamp that is easy to use. To preadjust the jaw use the easy slide button to position it quickly with just one hand; then squeeze the handle to hold the clamp in place; and simply turn the handle to apply the full pressure. Comes with removable soft pressure caps.

	Clamping Capacity	Throat Depth	Clamping Force	Approx. Weight
PG12	12"	4"	1000 lbs	2.75 lbs
PG24	24"	4"	1000 lbs	3.70 lbs
3101402	PG Pad Set			



Check out PowerGrip in action!

Please reference our YouTube videos showing BESSEY® products in action - often with performed by renovation experts you're familiar with – like Kayleen McCabe of DIY Network's Rescue Renovation.

Search our video database at

www.youtube.com/user/BesseyTools

Light duty lever clamp

The lightweight clamp made of magnesium

This handy light-weight version of the BESSEY® all-steel rapid action lever clamps still creates up to 260 Lbs. clamping force quickly. The positive locking ratchet action will not loosen due to vibration. It's surface-coated fixed & sliding arms are made from sturdy magnesium which makes it lightweight & strong. The fixed arm with v-grooves holds round, pointed & angular components firmly in place. Ergonomically shaped clamping arm is made from fiberglass-reinforced polyamide. This clamp is quick, easy, & gentle.

1 Sturdy magnesium

Magnesium jaws are extremely light and strong.

2 Multi-stage ratchet mechanism

Ratchet mechanism is vibration-resistant, making it great for use with power tools.

3 Secure hold

The fixed arm with crossed v-grooves holds round, pointed or angular components firmly in place.

4 Ergonomically shaped clamping arm

Durable, fiberglass-reinforced, polyamide clamping arm ergonomically designed for comfort and power.



A KliKlamp® light duty lever clamp

Light as a feather – tough as nails; it's perfect for your workshop. Clamping force up to 260 lbs. Sturdy fixed and sliding arms made from lightweight magnesium. Quick and vibration free clamping.

	Clamping Capacity	Throat Depth	Clamping Force	Approx. Weight
KLI3.004	4"	3"	260 lbs	0.53 lbs
KLI3.008	8"	3"	260 lbs	0.67 lbs
KLI3.012	12"	3"	260 lbs	0.83 lbs
KLI3.016	16"	3"	260 lbs	0.97 lbs



Check out KliKlamp® in action!

Please reference our YouTube videos showing BESSEY® products in action - often with performed by renovation experts you're familiar with – like Kayleen McCabe of DIY Network's Rescue Renovation.

Search our video database at

www.youtube.com/user/BesseyTools

PZ Series



Rapid action clamp

Powerful + efficient = time saver

The BESSEY® Rapid action clamps offer an interesting combination of features and benefits in a single clamp. The unique internal mechanism means that the clamping bolt will move twice as far per handle turn as a normal ACME threaded spindle, and makes for quick set-up times. This clamp also features a pressure pad that does not rotate; therefore, there is no twisting action transferred to the surface of the work piece. The "no-twist" clamping action, robust contact surfaces and a heavy duty rail combine to produce an offering that allows for speed and strength.

1 Screw mechanism

The specially constructed double spindle is designed for quick force application and, is sealed to prevent dust and dirt from accumulating.

2 Guided clamping bolts

The clamping bolt is guided in the barrel for direct "no twist" clamping.

3 Integrated BESSEY® anti-slip system

The set screw is molded into the sliding arm and interlocks with the serrated rail during clamping to prevent slipping.

4 Versatility

Malleable cast iron fixed jaw and sliding arm generate powerful, rigid clamping.



A Rapid Action clamps

Very quick set-up times and a heavy duty rail for speed and strength. Double spindle mechanism moves the clamping bolt twice as far per handle turn as a normal ACME threaded spindle. The clamping bolt and pressure plate are manufactured from a single piece of steel with no seams for debris to enter. The clamping bolt is guided firmly in the barrel for "no-twist" clamping (prevents parts from shifting). Anti-slip mechanism meshes the hardened set screw with serrations on the rail.



	Clamping Capacity	Throat Depth	Clamping Force	Approx. Weight
PZ4.012	12"	4"	1320 lbs	3.92 lbs
PZ4.024	24"	4"	1320 lbs	5.04 lbs
PZ4.036	36"	4"	1320 lbs	6.66 lbs
PZ6.012	12"	6"	1620 lbs	5.44 lbs
PZ6.024	24"	6"	1620 lbs	6.92 lbs
PZ6.036	36"	6"	1620 lbs	9.00 lbs



Workbench adapter



Accessory for workbenches

BESSEY® provides solutions for fixing workpieces to workbenches. Use the TWV and TW clamping elements in conjunction with one of the workbench adapters on a workbench.

1 NEW adapters for workbenches

BESSEY® TWV and TW clamping elements with a 16 mm hole system (see page 49-50) can be used on wooden workbenches using an easy-to-use adapter. Put the 16mm clamp into the adapter and place into the table hole. See chart below for configurations.

2 Flexible or fixed throat depth

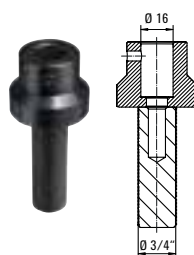
Adjustable throat depth (TWV) and fixed throat depth (TW) are available in 3 handle variants.

3 Handle variants

The ratchet mechanism ensures rapid, controlled, vibration-free clamping. The T-Bar versions and more traditional 2K handle offer excellent options for the end user.

A Workbench adapter, 16 mm

Accessories for BESSEY® TWV and TW clamping elements with 16 mm hole system. Suitable for common workbenches with a hole system (see below). Can be used without tools. The stud pin can be changed to use other hole systems.



	Clamp Hole Diameter	Workbench Hole Diameter	Approx. Weight
TW16AW19	16 mm	3/4"	0.82 lbs
TW16AW20	16 mm	29/32"	0.85 lbs
TW16AW25	16 mm	1"	0.90 lbs
TW16AW30	16 mm	1 1/4"	0.95 lbs



One handed, light duty & clutch style clamps

Clutch style bar clamps



Clutch style bar clamp

The BESSEY® clutch style clamps are a popular regular duty clamp that can be used for a wide range of projects. These economical clamps are available in a wide range of sizes starting with the GSCC2.506 with a 2 ½" throat x 6" capacity up to the GSCC5.024 with a 5" throat x 24" capacity and, a range of load limits from 600 to 1200 Lbs.

- 1 **Cast iron jaws**
Durable powder coated cast-iron fixed and sliding jaws.
- 2 **Safety by design**
Nickel plated, drawn and serrated rail.
- 3 **Secure**
2 piece slip-clutch plates keep the jaw sturdy and in place.
- 4 **Protective pads**
Non-marring pads on the top and bottom jaws.
- 5 **Ergonomic wood handle or 2K handle**
Ergonomically shaped, standard wood handle, or 2K comfort handle now available in the most popular GSCC3.5XX models.



A Clutch style GSCC, with wooden handle

2 Piece slip-clutch plates keep the sturdy jaw in place. These easy-to-use clamps are suitable for "close quarters" clamping with the tried-and-true wood handle.

	Clamping Capacity	Throat Depth	Load Limit	Approx. Weight
GSCC2.506	6"	2 ½"	600 lbs	1.34 lbs
GSCC2.512	12"	2 ½"	600 lbs	1.72 lbs
GSCC2.518	18"	2 ½"	600 lbs	1.97 lbs
GSCC2.524	24"	2 ½"	600 lbs	2.27 lbs
GSCC2.530	30"	2 ½"	600 lbs	2.57 lbs
GSCC2.536	36"	2 ½"	600 lbs	2.82 lbs



B Clutch style GSCC, with wooden handle

All the same great features, in a broader range of clamping sizes and load limits with the tried-and-true wood handle.

	Clamping Capacity	Throat Depth	Load Limit	Approx. Weight
GSCC3.506	6"	3 ½"	1100 lbs	2.34 lbs
GSCC3.512	12"	3 ½"	1100 lbs	2.82 lbs
GSCC3.518	18"	3 ½"	1100 lbs	3.37 lbs
GSCC3.524	24"	3 ½"	1100 lbs	3.73 lbs
GSCC3.530 NEW	30"	3 ½"	1100 lbs	4.16 lbs
GSCC3.536	36"	3 ½"	1100 lbs	4.50 lbs
GSCC5.012	12"	5"	1200 lbs	4.54 lbs
GSCC5.018	18"	5"	1200 lbs	5.19 lbs
GSCC5.024	24"	5"	1200 lbs	5.94 lbs

C Clutch style GSCC, with 2K handle

2 Piece slip-clutch plates keep the jaw sturdy and in place. These easy-to-use clamps are suitable for "close quarters" clamping with the 2K comfort handle.

	Clamping Capacity	Throat Depth	Load Limit	Approx. Weight
GSCC3.506+2K	6"	3 1/2"	1100 lbs	2.34 lbs
GSCC3.512+2K	12"	3 1/2"	1100 lbs	2.82 lbs
GSCC3.518+2K	18"	3 1/2"	1100 lbs	3.37 lbs
GSCC3.524+2K	24"	3 1/2"	1100 lbs	3.73 lbs
GSCC3.530+2K	30"	3 1/2"	1100 lbs	4.16 lbs
GSCC3.536+2K	36"	3 1/2"	1100 lbs	4.50 lbs

NEW



D Clutch style GSCC, set of 4

This special 4-Pack is a great way to expand your clamp collection, as you can never have too many clamps. Each 4 piece package contains 2 each of the 6 in. GSCC2.506 & 12 in. GSCC2.512 clamp. The BESSEY® clutch style clamps are a popular and economical clamp that can be used for a wide range of woodworking and DIY projects. There are many other clamps available in the GSCC series ranging in size from 6 in. to 36 in., clamping capacity. Clamps with a deeper 3.5 in. and 5 in. throat depth are also available.

	Clamping Force	Approx. Weight
GSCC4PK	600 lbs	6.25 lbs



E Clutch style DHBC, with double jaw

The double jaw on these BESSEY® clutch style clamps give them versatility & allow them to do many jobs that other clamps just cannot do. BESSEY's double jaw design allows these clamps to disperse the pressure more evenly, making them ideal for delicate work. The powder coated, ductile cast iron jaws & two piece non-slip clutch make these clamps durable, tough & ensure you will get a strong hold.

	Clamping Capacity	Throat Depth	Clamping Force	Approx. Weight
DHBC-12	12"	3 1/2"	400 lbs	2.28 lbs
DHBC-24	24"	3 1/2"	400 lbs	2.88 lbs
DHBC-36	36"	3 1/2"	400 lbs	3.48 lbs



Find Double head (DHCC) C-clamps on page 45

Strap clamps



Clamp any shape

Clamping large or odd shapes with straps is not new; however, most strap clamps exert force (pull) in only one direction which can easily distort/skew the work piece. BESSEY®'s VAS-23 is different, it pulls equally on both ends of the strap, eliminating the chance of skewing your work piece to one side. The high tensile woven polyester strap is extremely strong with a built-in take up reel that neatly stores the excess strap; eliminating a potential tripping hazard.

1 Strap is drawn in on both sides

The strap draws simultaneously from both sides ensuring pressure is applied equally on all corners without distortion.

2 Integrated coiling mechanisms

Integrated rewind mechanism is operated with a crank handle which eliminates tangling and damage to the strap.

3 Practical Vario corners

Vario clip corners with twin-tilting pressure pads auto-adjust from 60° to 180° for easy assembly of most multi-angle projects.

4 Extremely resistant

The special woven polyester band provides high resistance to tearing, and a clamping range of 23 ft. The steel wire loop opens quickly and simply to adjust or release glue-up.

5 BESSEY® comfort handle

The 2K composite handle with comfort insert comes standard.



A Variable angle strap clamp with 2K composite handle, VAS

High quality strap clamp places even pressure on mitre joints. Applies a positive, even pressure on all joints, perfect for clamping square, round, rectangular or irregular shapes. Comes with 4 pivoting Vario corners.

	Clamping Capacity	Range of Angle	Approx. Weight
VAS-23+2K	Up to 23 feet	60° to 180°	1.27 lbs



B Vario corner clips, VAC

With twin-tilting pressure pads the vario corner clips are a great accessory to the Variable Angle Clamp (VAS-23). The corner clips auto adjust to pressure with a range of angle of 60° to 180°.

	Package Includes	Range of Angle	Approx. Weight
VAC-6	6 corner clips per package	60° to 180°	0.26 lbs

Edge clamps



Install edging in a snap

BESSEY® has applied its quality engineering and manufacturing to its edge clamps and made the woodworkers life a little easier. The quality you can expect only from BESSEY®.

1 Unique twin spindle

Outer spindle acts on the clamping jaws – inner spindle applies pressure to the front edge. Impact resistant plastic handle for one-handed use.

2 Large jaws

Two large non-slip, opposing, gentle jaws for positive grip.

3 Swivel pressure plate

The large pressure plate swivels to apply pressure on demand. Removable protective cap.

4 Light aluminum housing

Lightweight, corrosion-resistant aluminum housing designed for high static stress load for convenient, one-handed edge clamp EKT.



A One hand edge clamp, EKT

The lightweight construction makes the EKT a perfect tool to secure edge banding with just one hand; improves productivity!

	Clamping Capacity	Throat Depth	Clamping Force	Approx. Weight
EKT-55	2 1/8"	3"	500 lbs	1.85 lbs

B Edge clamp, KF2-4

For a quick one hand operation. Non-slip rubber lining for a sure grip.

	Clamping Capacity	Throat Depth	Approx. Weight
KF2	3/8" - 1 3/16"	3"	1.75 lbs
KF4	3/8" - 3 1/8"	4 1/4"	3.75 lbs
4102100	KF2 pads (2)	4102056	KF4 pads (2)

C Light duty 3-way edge clamp, EC

The simplest in design, the 3-way edge clamp is lightweight and perfect for those basic edging projects. Adjustable three ways.

	Clamping Capacity	Throat Depth	Clamping Force	Approx. Weight
B-EC3	2 1/2"	2 1/2"	300 lbs	0.95 lbs


D Spindle clamps

Can be used with a bar clamp with rails up to a 1/2" thick. Now you can do your glue-ups and apply the edge banding at the same time.

	Description	Approx. Weight
KT5-1CP	1 spindle	0.95 lbs
KT5-2	2 spindles	1.30 lbs



Pipe clamps



Pipe clamps

Commonly used in woodworking applications for edge gluing of multiple pieces. The versatility of the reach comes from the ability to use a variety of lengths of pipe to suit your needs.

1 Foot assembly

Foot assembly stabilizes clamp.

2 Extra high base

Extra high base provides finger-saving clearance from the work surface.

3 Cast jaws

Cast jaws for durability.

4 Smooth spindle with Hex head*

Smooth action spindle. Hex head on PC-2 model

**Hex head spindle is to facilitate clamping, not augment it. Applying too much clamping force may cause the fixture to fail.*



A Pipe clamp, traditional style, PC-2

Large clamping surface. ACME threaded screw. Hex head on spindle. High base improves clearance from the work surface. An economical alternative to the bar clamp.

	Black Pipe Diameter	Throat Depth	Approx. Weight
PC34-2	3/4"	2 3/8"	2.74 lbs
PC12-2	1/2"	2 1/8"	2.02 lbs

Replacement pad sets: **PC34-2-PADS, PC12-2-PADS**



B Pipe clamp, H style, BPC

"H" shape foot assembly stabilizes clamp in two dimensions giving dual-axis stability. Extra high base offers clearance between the handle and work surface.

	Black Pipe Diameter	Throat Depth	Approx. Weight
BPC-H34	3/4"	2 1/8"	2.88 lbs
BPC-H12	1/2"	1 1/2"	1.83 lbs

Replacement pad sets: **BPC-H34-PADS and BPC-H12-PADS**



C Deep reach pipe clamp, traditional style, PC-DR

The traditional pipe clamp features ACME threaded spindle and some extra deep reach!

	Black Pipe Diameter	Throat Depth	Approx. Weight
PC34-DR	3/4"	3 1/8"	2.15 lbs

Replacement pad sets: **PC34-DR-PADS**

Clamping angles and miters



Clamping angles and miters

Single spindle design of the WS-3 and WS-6 is quick & easy to use. Free floating jaw allows you to clamp dissimilar thickness/width work pieces together at a perfect 90°. Purchase a pair of TK-6 table-clamps to use when you want to clamp your WS-3 or WS-6 clamp to your work surface.

1 Sturdy frame

Die-cast jaws are plastic coated to protect work.

2 Versatility

Designed for clearance of dowels, screws or staples while gluing.

3 Right angle clamping

Holds and aligns material at 90° angle.

4 BESSEY® comfort handle

Includes either the tried-and-true wooden handle or 2K composite handle with comfort insert.

5 Adjustable

Automatically adjust to hold two different sizes of wood together.



A Angle clamp, WS

Ideal for clearance of dowels, screw or staples while gluing. It holds and aligns material at 90° angles and even adjusts automatically to wood thickness. Use the TK-6 table mount clamp to hold the clamp in place (included with 2K version).

	Handle Style	Maximum Clamping Capacity	Max. Passage for T-Joints	Approx. Weight
WS-3+2K	2K	Both sides-max 4" thick	1 1/8"	2.40 lbs
WS-6	Wood	Both sides-max 8" thick	2 1/16"	4.80 lbs
TK-6	Table Mount Clamp Accessory, TK Holds WS to work surface, 2/set (included with 2K version)			




B Corner clamp, WS

An economical alternative for fixed 90° angle for miter or butt joints. Use the mounting holes to fix the corner clamp to your work surface. Can be adjusted to various sized work pieces with the 2 spindles. Made for light duty clamping.

	Clamping Capacity	Angle	Approx. Weight
WS-1	Up to 2 3/4" per side	90°	0.50 lbs



Seaming tools



Seaming tools

The BESSEY® solid surface seaming tool's twin vacuum cups secure the clamp to any smooth hard surface like polished granite, marble, Corian® and other man made non-porous counter top materials. Large diameter Acme type lead screw smoothly pull the to work pieces together. A great time saver.

❶ Vacuum cups

Twin vacuum cups secure the PS units to any smooth, non-porous material or solid surface like granite, marble, corian, plastic or glass.

❷ Vacuum operating button

Activates & locks the vacuum seal on the work surface, (PS130 only).

❸ Professional Tool

Precision, professional tool with work hardened spindle, aluminum frame and cold drawn rod guides.

❹ Guide rails

Create a solid, rigid frame for supporting vacuum cups.

❺ Large, comfortable ergonomic handles

2K easy grip handle for the PS130 and wooden handle on the PS55.



A Extra large solid surface seaming tool, PS

Twin vacuum cups for clamping non-porous, solid surface material such as granite, marble, corian, plastic or glass. The 2K composite handle with comfort insert comes standard.

	Clamping Capacity	Cup Diameter	Clamping Force	Approx. Weight
PS130	3 1/8"	8 3/4"	265 lbs	10.15 lbs



B Solid surface seaming tool, PS

Twin vacuum cups for clamping non-porous, solid surface material such as granite, marble, corian, plastic or glass. The levelling toggles ensure smooth surface joint, reduces grinding, sanding and finishing.

	Clamping Capacity	Cup Diameter	Clamping Force	Approx. Weight
PS55	2 1/8"	4 3/4"	48 lbs	3.80 lbs

AV2 Spacer

Use the new BESSEY® AV2 floor spacer for fast and simple setup of flooring installations. Simply turn the dial to set the desired gap on your spacers and insert between wall and flooring. When the job is done a simple twist of the dial constricts the spacer for easy removal.

1 Clever dial

Set-up is fast and simple. Insert between the wall and the first row of flooring, the distance to the wall can be set by turning the red dial. To remove, simply rotate the dial to release the pressure.

2 Wide contact and support surface

Pressure points on the wall and the flooring are avoided with no danger of the spacer slipping or tilting – as can happen with wedges or blocks.

3 Exact millimetre scale

Wall surface irregularities of 5 to 20 mm can be compensated for easily. The exact distance for spacing can be readily seen on the millimetre scale.

4 "Robust" in the size of a business card


Manufactured from impact and break resistant, glass fibre reinforced polyamide, AV2 Spacer is light and tough and should last for years.



A AV2 Spacer (Set of 4)

Simply insert between the wall and the first row of flooring. Adjustable to compensate for wall irregularities and removal is a quick turn of the dial to release pressure.

	Opening Range	Jaw Width	Approx. Weight
AV2	3/16" - 13/16"	3 1/2"	0.42 lbs



B Flooring Clamps

Insert between the wall and the first row of flooring. Adjustable to compensate for wall irregularities and removal is a quick turn of the handle to release pressure. PVZ65 is a heavy duty flooring spacer ideal for gluing the first 3 rows of flooring.

	Opening Range	Jaw Width	Approx. Weight
PVA	1 3/16"	5"	1.03 lbs
PVZ65	25 1/2"	5"	5.60 lbs




C Flooring Strap Clamps, SVH

Perfect for laying parquet, plank and laminate flooring. 157" strap.

	Strap Length	Clamp Plate Width	Clamping Force	Approx. Weight
SVH400	157"	4 3/4"	220 lbs	1.65 lbs
SVH400XL	300"	4 3/4"	220 lbs	1.80 lbs



For flexible, featherlight clamping



VarioClippix® spring clamps

A clever variation on the standard spring clamp, VarioClippix® clamp handles hold fast at a constant setting for steadfast gluing bonds. An upper jaw is infinitely adjustable & opens as wide as 3 inches (100 mm), making the Clippix versatile enough to do the work of four different clamps. VarioClippix clamps function at any angle for optimal versatility. The moveable jaw and a spring clamp together let you quickly and easily modify clamping pressure from maximum force for feisty projects, to almost no force for delicate applications. Handles are made of a two-component, soft, anti-slip material for comfort. Soft pads on the tips eliminate marring of work piece for smoother, straighter clamping.

1 Sliding clamping arm

Rapid-action, polyamide, sliding top jaw infinitely adjusts to fit the project... the clamping capacity of a 4" spring clamp with the comfort of a 2" clamp.

2 Ergonomic 2-component handle

Soft, anti-slip two component handle for comfort.

3 Softpads

Soft-touch pads protect sensitive workpieces and eliminate marring of work.

Check out VarioClippix® in action!

www.youtube.com/user/BesseyTools



VarioClippix®, XV variable spring clamps

A unique design that allows you to adjust one sliding jaw or both, offering a much larger clamping capacity than a regular spring clamp.

	Clamping Capacity	Throat Depth	Approx. Weight
A Variable spring clamp			
XV3-50	2 1/8"	1 1/2"	0.15 lbs
XV5-100	4"	2"	0.28 lbs
B Variable spring clamp, double jaw			
XV5-170	6 1/2"	2"	0.34 lbs

C Clippix® plastic spring clamps

Choose from a long tapered nose for those hard to reach spaces or a premium spring clamp for those light duty jobs. Both made with an ergonomic 2-component handle, and lightweight polyamide jaws.



	Clamping Capacity	Throat Depth	Approx. Weight
Needle nose plastic spring clamps, XCL			
XCL2	2"	2"	0.05 lbs
XCL2-Set (2xXCL2)	2"	2"	0.15 lbs
XCL5	3"	4"	0.30 lbs
Premium plastic spring clamps, XC			
XC1	3/4"	3/4"	0.02 lbs
XC2	1"	1 1/8"	0.05 lbs
XC3	1 3/8"	1 1/2"	0.10 lbs
XC5	2"	1 15/16"	0.25 lbs
XC7	3"	2 3/4"	0.40 lbs

D Clippix®, XC plastic spring clamps

A light duty plastic spring clamp that is perfect for the home or shop.

	Clamping Capacity	Throat Depth	Approx. Weight
Econo spring clamp			
XC1-2	¾"	¾"	0.04 lbs
XC2-2	1"	1 ⅛"	0.11 lbs
XC5-2	2"	1 ½"	0.22 lbs
XC7-2	3"	2 ¾"	0.31 lbs



E Plastic spring clamp set

XC-14PC

Includes:
2 x 3" clamps
2 x 2" clamps
4 x 1" clamps
6 x ¾" clamps

2.06 lbs



F Clippix® ratcheting spring clamps, deep reach, XCRU

Built with a heavy duty resin construction and has a deep reach for those hard to reach places. Features a ratcheting mechanism for quick action and a quick release. Pivoting jaws for a snug fit.

	Clamping Capacity	Throat Depth	Approx. Weight
XCRU3	2"	2"	0.53 lbs
XCRU5	4"	4"	0.74 lbs



G Clippix® ratcheting spring clamp set, XCR

Built with a heavy duty resin construction and a ratcheting mechanism for quick action, quick release. Pivoting jaws for a snug fit.

	Includes	Approx. Weight
XCR-4PC	4 x 2" clamps	2.10 lbs



H Steel spring clamps, XM

Made with vinyl tips to prevent marring and vinyl handles for a non-slip grip. Features a heavy duty spring for a tight fit and nickel plating to prevent corrosion.

	Clamping Capacity	Throat Depth	Approx. Weight
XM3	1"	1 ¼"	0.16 lbs
XM5	2"	2 ¼"	0.36 lbs
XM7	3"	3 ⅝"	0.80 lbs
XM10	4"	5"	1.15 lbs
Black with pads and tip			
XM3-B	1"	1 ¼"	0.16 lbs
XM5-B	2"	2 ¼"	0.36 lbs
XM7-B	3"	3 ⅝"	0.80 lbs
No pads, no tips			
XM3-NPT	1"	1 ¼"	0.13 lbs
XM5-NPT	2"	2 ¼"	0.32 lbs
XM7-NPT	3"	3 ⅝"	0.70 lbs
XM10-NPT	4"	5"	1.15 lbs

NEW



C-clamps

C-clamps

C-clamps are used for many trades and if you're going to use a C-clamp why not use the best... BESSEY® has a wide variety of C-clamps to choose from, ranging from light duty to heavy service.

The heaviest & strongest of the drop-forged "C" clamps are the B-HS series. The BESSEY® Heavy Service series of clamps are sometimes referred to as "bridge clamps". These are made for the heaviest of steel construction & fabrication projects. Heavy square head on end of spindle designed to be used with wrenches & power tools - they do not have sliding pin T-handles like lesser clamps.

1 Drop forged

For a longer lasting tool.

2 Square head for maximum torque

3 Heat-treated frames

Designed for heavy industrial and construction applications

4 Clamping force

Clamping forces up to 40,000 lbs



A 540 series ductile alloy C-clamps

Cast ductile iron frame has approximately twice the tensile strength of similarly capacity clamps made of malleable cast iron. This clamp recommended for lighter duty, such as light assembly, sheet metal fabrication, woodworking, auto repair etc.

	Clamping Capacity	Throat Depth	Clamping Force	Approx. Weight
540-2 1/2	0-2 1/2"	1 3/4"	1100 lbs	1.20 lbs
540-3	0-3"	1 7/8"	1800 lbs	1.60 lbs
540-4	0-4"	2 1/16"	2150 lbs	2.23 lbs
540-5	0-5"	2 1/2"	2250 lbs	2.69 lbs
540-6	0-6"	2 3/4"	2450 lbs	3.20 lbs
540-8	0-8"	3 1/4"	2750 lbs	4.74 lbs
540-10	0-10"	3 5/8"	2850 lbs	7.56 lbs
540-12	0-12"	3 5/8"	2850 lbs	8.18 lbs
540-14	0-14"	3 3/4"	2850 lbs	8.93 lbs



B Regular duty CDF, deep throat C-clamps


The CDF series "C" clamps have heavy-duty drop-forged, heat-treated frames with a black powder coat finish, the handle, spindle & pressure pad assemblies have a black oxide finish.

	Clamping Capacity	Throat Depth	Clamping Force	Approx. Weight
CDF402	0-2"	2 1/8"	3,500 lbs	1.40 lbs
CDF403	0-3"	2 3/8"	3,500 lbs	1.90 lbs
CDF404	0-4"	3 1/4"	6,200 lbs	3.50 lbs
CDF406	0-6"	4 1/8"	6,900 lbs	5.40 lbs
CDF408	0-8"	5"	6,900 lbs	7.90 lbs
CDF410	0-10"	6"	8,000 lbs	11.60 lbs
CDF412	0-12"	6 1/4"	9,300 lbs	14.10 lbs

C Regular duty CDFCHV, deep throat C-clamps – HiVis

The CDF400CHV series "C" clamps have heavy-duty drop-forged, heat-treated frames with a high visibility yellow powder coat finish, the handle, spindle & pressure pad assemblies are copper plated to resist weld spatter.

	Clamping Capacity	Throat Depth	Clamping Force	Approx. Weight
CDF402CHV	0-2"	2 1/8"	3,500 lbs	1.40 lbs
CDF403CHV	0-3"	2 3/8"	3,500 lbs	1.90 lbs
CDF404CHV	0-4"	3 1/4"	6,200 lbs	3.50 lbs
CDF406CHV	0-6"	4 1/8"	6,900 lbs	5.40 lbs
CDF408CHV	0-8"	5"	6,900 lbs	7.90 lbs
CDF410CHV	0-10"	6"	8,000 lbs	11.60 lbs
CDF412CHV	0-12"	6 1/4"	9,300 lbs	14.10 lbs



D Regular duty CDFUS, deep throat C-clamps



Made in the U.S.A. Black frame with black oxide spindle that resist corrosion.

	Clamping Capacity	Throat Depth	Clamping Force	Approx. Weight
CDF402US	0-2"	2 1/8"	3,500 lbs	1.40 lbs
CDF403US	0-3"	2 3/8"	3,500 lbs	1.90 lbs
CDF404US	0-4"	3 1/4"	6,200 lbs	3.50 lbs
CDF406US	0-6"	4 1/2"	6,900 lbs	5.40 lbs
CDF408US	0-8"	5"	6,900 lbs	7.90 lbs
CDF410US	0-10"	6"	8,000 lbs	11.60 lbs
CDF412US	0-12"	6 1/4"	9,300 lbs	14.10 lbs



E Heavy duty 100 series C-clamps

The 100 series of drop-forged "C" clamps are made in the USA & have been carefully engineered for greater strength than the CDF series are ideal for heavy industrial & construction applications. These clamps have sliding pin T-handle as well as a square head for maximum torque & flexibility.

	Clamping Capacity	Throat Depth	Clamping Force	Approx. Weight
B-102	0-2"	1 1/2"	7,500 lbs	1.50 lbs
B-103	0-3"	2"	8,750 lbs	2.65 lbs
B-104	0-3 1/2"	2 1/4"	10,000 lbs	4.15 lbs
B-106	2-5 1/2"	2 1/2"	11,250 lbs	6.00 lbs
B-108	4-7 1/2"	2 5/8"	12,500 lbs	7.80 lbs
B-110	6-9 1/2"	2 3/4"	13,750 lbs	8.70 lbs
B-112	8-11 1/2"	2 7/8"	15,000 lbs	12.10 lbs



F Heavy service HS series (fully closing)

The toughest of the C-clamps with a clamping pressure of up to 40,000 lbs. Square head on the spindle.

	Clamping Capacity	Throat Depth	Clamping Force	Approx. Weight
B-HS0	0-3/4"	1 1/16"	2,800 lbs	0.33 lbs
B-HS1	0-1 3/8"	1 3/32"	5,600 lbs	1.00 lbs
B-HS1.5	0-1 3/4"	1 7/16"	8,750 lbs	1.80 lbs
B-HS2	0-2 1/8"	1 7/8"	12,500 lbs	4.50 lbs
B-HS3	0-3 5/16"	2 5/16"	16,250 lbs	7.10 lbs
B-HS4	0-4 1/2"	2 3/4"	20,000 lbs	11.00 lbs
B-HS5	0-5 1/4"	3 1/16"	23,800 lbs	14.90 lbs
B-HS6	0-6 3/8"	3 3/8"	27,500 lbs	19.30 lbs
B-HS8	0-8 1/4"	3 5/8"	31,250 lbs	27.50 lbs
B-HS10	0-10 1/4"	3 15/16"	35,000 lbs	40.10 lbs
B-HS12	0-12 3/8"	4 1/4"	40,000 lbs	47.80 lbs



C-clamps



G Light duty drop forged C-clamps

The BESSEY® CM series light duty, drop forged C-Clamps are economical, yet sturdy. These clamps are great for light duty welding & fabrication work, as well as many jobs around the home workshop. A galvanized finish for models CM10-CM30, and a black powder coated finish for models CM40-CM80.

	Clamping Capacity	Throat Depth	Clamping Force	Approx. Weight
CM34DR	0-2 3/4"	4 1/2"	900 lbs	1.50 lbs
CM10	0-1"	1"	750 lbs	0.25 lbs
CM15	0-1 1/2"	1 1/2"	750 lbs	0.30 lbs
CM20	0-1 7/8"	1 1/2"	750 lbs	0.40 lbs
CM22	0-2 1/2"	1 3/8"	900 lbs	0.48 lbs
CM25	0-2 1/2"	1 3/8"	900 lbs	0.82 lbs
CM30 NEW	0-2 7/8"	1 3/4"	1,200 lbs	0.92 lbs
CM40	0-4"	3"	1,300 lbs	1.50 lbs
CM50	0-5"	3"	1,300 lbs	2.25 lbs
CM60	0-6"	3"	1,800 lbs	2.40 lbs
CM80	0-8 1/4"	4"	1,800 lbs	3.30 lbs



H Quick release QRCC, C-clamps

The BESSEY® Quick Release C-Clamps have a drop forged frame with a powder coated finish. Spindle & pressure pad are chrome plated. A press of the red quick-release button allows for rapid fitting, to work piece when not under pressure - do not use to release a tool that is under pressure, as this will cause the quick release mechanism to wear out prematurely. Great for light duty, highly repetitive assembly work.

	Clamping Capacity	Throat Depth	Clamping Force	Approx. Weight
QRCC3	0-3 1/4"	1 3/4"	1,200 lbs	1.87 lbs
QRCC4	0-4 3/8"	2 1/4"	1,200 lbs	2.37 lbs
QRCC6	0-6 5/8"	3 7/8"	1,200 lbs	4.07 lbs



I Double head DHCC, C-clamps

Provides twin top pressure points for light duty clamping applications. The ideal tool for hobbies, crafts and light trades.

	Clamping Capacity	Throat Depth	Clamping Force	Approx. Weight
DHCC-4	0-4"	2 1/4"	1,200 lbs	1.60 lbs
DHCC-6	0-6"	2 7/8"	1,200 lbs	3.00 lbs



RiteHite hold down products

A quick and easy set-up, ready for your T-slot table. A value-priced hold down alternative with the great BESSEY® quality you expect.

1 Single component design

Self-positioning, single component design for a quick set-up.

2 Workpieces of different thicknesses

Wide clamping range. Adjustments up to 5".

3 T-slot table ready

For T-slot hold down tables in machine shop applications.

4 Sturdy frame

Strong, ductile iron body, strength you can depend on.

5 Swivel rocker

Swivel rocker attached to body allows the clamp to self-align on the work piece.



A RiteHite Long Reach, Model L

Use the BESSEY® RiteHite to hold your workpiece in place with the simple self-positioning, single component design. Its made of strong, ductile iron, for use on a T-slot hold down table in a machine shop. It even has a swivel rocker attached to the body to prevent loss. Use the L series for a longer throw.

	Bolt Size	Max Clamping Height	Nominal Dimensions	Recommended Load Limit	Max Torque	Approx. Weight
375L	3/8"	1 1/4"	3 3/4 x 1 1/8 x 1 1/4	7,000 lbs	43 LB-FT	0.50 lbs
500L	1/2"	2 1/2"	5 3/4 x 1 7/16 x 1 1/2	8,800 lbs	73 LB-FT	1.39 lbs
625L	5/8"	3 1/2"	6 3/4 x 1 3/4 x 1 5/8	14,500 lbs	163 LB-FT	2.33 lbs
750L	3/4"	5"	9 x 2 1/8 x 2 1/4	19,000 lbs	237 LB-FT	4.96 lbs
1000L	1"	5"	11 1/8 x 2 7/8 x 3 3/8	51,000 lbs	850 LB-FT	12.80 lbs



B RiteHite Standard Reach, Model S

The S series, slightly smaller than its counterpart but with the strength you can depend on.

	Bolt Size	Max Clamping Height	Nominal Dimensions	Recommended Load Limit	Max Torque	Approx. Weight
376S	3/8"	1"	3 x 1 1/8 x 1 1/4	8,800 lbs	55 LB-FT	0.43 lbs
501S	1/2"	1 3/4"	4 1/4 x 1 7/16 x 1 1/2	13,200 lbs	110 LB-FT	1.04 lbs
626S	5/8"	2 3/4"	5 1/2 x 1 3/4 x 1 5/8	19,000 lbs	213 LB-FT	2.10 lbs
751S	3/4"	3 1/2"	7 x 2 1/8 x 2 1/4	27,600 lbs	345 LB-FT	4.00 lbs
1001S	1"	3"	9 x 2 7/8 x 3 3/8	67,000 lbs	1,116 LB-FT	10.00 lbs



RiteHite charts are for general guidelines only. Specific values may vary depending on but not limited to bolt size and strength, condition, size and pitch of threads, coefficient of friction between parts and other variable factors.

Hold down clamps



Hold down clamps

The BESSEY® table clamp offering has a variety of options available for challenging table clamping on a T-Slot table. The BSG clamp has a traditional bar clamp configuration while the BSN family of clamps have a lever handle with a ratcheting mechanism for controlled, fast and vibration proof clamping. Ideal for machines equipped with "T" slots. A cantilevered option keeps the handle behind the clamp's rail for minimal obstruction to the tool head while the BESSEY® FC24-8 clamp may be used in a variety of ways to accommodate your needs while clamping. Some great choices for challenging work applications



A Hold down table clamp

Vibration proof, ratchet action for rapid clamping. Pressure pad self-adjusts on the workpiece. Drop forged steel clamping arm. Mounting hole accepts 5/8" bolts.

	Max Clamping Height	Throat Depth	Clamping Force	Rail Profile	Fixing Hole	Approx. Weight
BS3N	8"	4.75"	1200 lbs	0.87" x 0.41"	0.51"	3.42 lbs
BS4N	8"	4.75"	1650 lbs	1.10" x 0.43"	0.65"	5.84 lbs
2400 HD-10	9.5"	5.5"	2220 lbs	1.18" x 0.59"	0.65"	7.80 lbs
BS6N	20"	5.5"	2220 lbs	1.18" x 0.59"	0.65"	8.82 lbs

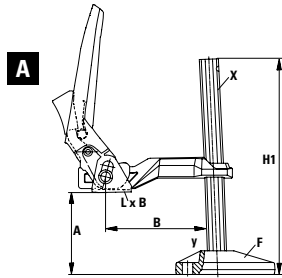


B Claw machine clamp, MCL

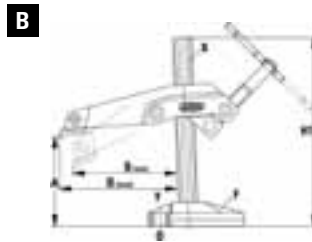
A cantilever jaw for clamping in tight spaces with the screw positioned outside of work area. Use for drilling and light milling work. Full rotation outside of the work area. Mounting hole accepts 5/8" bolts.

	Max Clamping Height	Throat Depth	Clamping Force	Rail Profile	Fixing Hole	Approx. Weight
MCL8	8"	4.84"-5.5"	1450 lbs	1.10" x 0.43"	0.65"	6.74 lbs

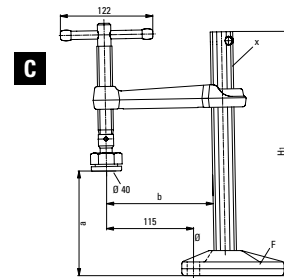
Table of dimensions



BSN



MCL8



BSG

	Opening Max	Throat Depth	Base Height	Pressure Plate Dimensions	Foot Length	Foot Width	Foot Height	Foot Distance to the rail	Rail Profile	Fixing Hole	Clamping Force
	A	B	H1	L x B	F	F	F	F to Y	X	Ø	
BS3N	200mm/8.00"	120mm/4.75"	260mm/10.24"	42x25mm/1.65 x 0.98"	100mm/3.94"	38mm/1.50"	25mm/0.98"	32mm/1.26"	19.5x9.5mm/0.87x0.41"	10.5mm/0.51"	1200 lbs
BS4N	200mm/8.00"	120mm/4.75"	270mm/10.63"	48x31mm/1.89 x 1.22"	135mm/5.31"	49mm/1.93"	33mm/1.30"	42mm/1.65"	28x11mm/1.10 x 0.43"	16.5mm/0.65"	1650 lbs
2400HD-10	240mm/9.50"	140mm/5.50"	320mm/12.60"	48x31mm/1.89 x 1.22"	135mm/5.31"	49mm/1.93"	33mm/1.30"	42mm/1.65"	30x15mm/1.18 x 0.59"	16.5mm/0.65"	2220 lbs
BS6N	500mm/20.00"	140mm/5.50"	580mm/22.83"	48x31mm/1.89 x 1.22"	135mm/5.31"	49mm/1.93"	33mm/1.30"	42mm/1.65"	30x15mm/1.18 x 0.59"	16.5mm/0.65"	2220 lbs
MCL8	200mm/8.00"	123-140mm/ 4.84-5.50"	265mm/10.43"	25x35mm/0.98 x 1.38"	135mm/5.31"	48mm/1.89"	33mm/1.30"	42mm/1.65"	28x11mm/1.10 x 0.43"	16.5mm/0.65"	1450 lbs
BSG21-14	210mm/8.25"	140mm/5.50"	322mm/12.68"	Ø 40mm/1.57"	135mm/5.31"	48mm/1.89"	33mm/1.30"	42mm/1.65"	30x15mm/1.18 x 0.59"	16.5mm/0.65"	2650 lbs

Note: Clamping force calculated at a height of 2-3" on a solid all-steel welding table platform

C Hold down table clamps, BSG

For fastening to tables and other equipment. Long life due to heat-resistant pressure plate with sintered steel insert, which can be tilted up to 35°. Mounting hole accepts 5/8" bolts.

	Max Clamping Height	Throat Depth	Clamping Force	Rail Profile	Fixing Hole	Approx. Weight
BSG21-14	8.25"	5.5"	2650 lbs	1.18" x 0.59"	0.65"	7.10 lbs



D Jig & fixture, FC

A full rotation of 360° for easy work-piece removal. The pressure plate swivels up to 35° and the bushing O/D is 1 13/16", and can fit a table thickness of 1/2" to 1 1/2". Bushing can be set to be freely rotating, fixed or quick release position by adjusting or removing bottom plate.

	Clamping Capacity	Throat Depth	Clamping Force	Approx. Weight
FC24-8 3100459	8"	5 1/2"	2660 lbs	6.45 lbs

Inner/outer bushing set for FC24



Welding table clamps



A Welding table clamp, variable throat depth, TWV

Precise, individual clamping with variable height and adjustable throat depth. Tempered profile rail and sliding arm for strong, dependable clamping.

Available with: high quality 2-component plastic handle; T-Bar with rounded ends (each with smooth-running ACME threaded spindle and tool free pressure plate replacement); or lever handle with a ratcheting mechanism for controlled, fast and vibration-proof clamping.

	Handle Style	Hole Diameter	Clamping Capacity	Nominal Throat Depth	Rail Profile	Clamping Force	Approx. Weight
TWV16-20-15-2K	Composite	16 mm	8"	1 3/16" - 6"	7/8" - 3/8"	550 lbs	2.50 lbs
TWV16-20-15K	T-Bar	16 mm	8"	1 3/16" - 6"	7/8" - 3/8"	550 lbs	2.34 lbs
TWV16-20-15H	Lever	16 mm	8"	2 3/8" - 6"	7/8" - 3/8"	550 lbs	2.72 lbs
TWV28-30-17-2K	Composite	28 mm	12"	1 3/16" - 6 3/4"	1 1/8" - 3/16"	1100 lbs	4.89 lbs
TWV28-30-17K	T-Bar	28 mm	12"	1 3/16" - 6 7/8"	1 1/8" - 3/16"	1100 lbs	4.65 lbs
TWV28-30-17H	Lever	28 mm	12"	4 3/16" - 6 7/8"	1 1/8" - 3/16"	1100 lbs	5.47 lbs

Note: Clamping force calculated at a height of 2-3 In on a solid all-steel welding table platform



Bringing our experience to the table

Clamping elements for welding tables with 28 mm or 16 mm matrix holes. Choose from 3 handle designs for standard elements, plus variable or fixed throat depth versions. Our line-up also includes a clamping element with heat-resistant pressure plate, a gripping arm variant for easy work area access, and attachments for clamping oval, round and square workpieces.

All elements can integrate into the table without using tools, making them highly adaptable with comfortable, safe and precise operation. Try them for yourself!

1 Flexible throat depth

The BESSEY® TWV28 has an adjustable throat depth.

2 Choice of handles and throat depths

The BESSEY® TW elements feature 3 handle variants and 3 throat-depth variants.

3 Heavy-duty, custom design

TWM28 with heat-resistant special pressure plate and sintered steel insert, can pivot up to 35°.

TW28GRS gripping arm features a spindle located outside the work area. For hard to reach clamping.

4 Flexible accessories

TW28VAD and TWWAD vario table clamping attachments are ideal for irregularly shaped workpieces. They are infinitely adjustable to the workpiece being welded, from 60° internal to 60° external.

5 Quick conversion of existing table clamps for welding table use

Convert existing BESSEY® machine table clamps by screwing the TW28HO attachment into the hole on the bottom of the machine table clamp for use on matrix tables.

TW...-2K



TW...K



TW...H



B Welding table clamp, fixed throat depth TW

Precise, individual clamping with variable height and fixed throat depth. Tempered profile and sliding arm for strong, dependable, clamping.

Available with: high quality 2-component plastic handle; T-Bar with rounded ends (each with smooth-running ACME threaded spindle and tool free pressure plate replacement); or lever handle with a ratcheting mechanism for controlled, fast and vibration-proof clamping.

	Handle Style	Hole Diameter	Clamping Capacity	Nominal Throat Depth	Rail Profile	Clamping Force	Approx. Weight
TW16-20-10-2K	Composite	16 mm	8"	4"	3/8" - 3/8"	650 lbs	2.06 lbs
TW16-20-10K	T-Bar	16 mm	8"	4"	3/8" - 3/8"	650 lbs	1.91 lbs
TW16-20-10H	Lever	16 mm	8"	4"	3/8" - 3/8"	650 lbs	2.22 lbs
TW28-30-12-2K	Composite	28 mm	12"	4 3/4"	1 1/8" - 7/16"	1000 lbs	3.70 lbs
TW28-30-14-2K	Composite	28 mm	12"	5 1/2"	1 1/8" - 7/16"	1100 lbs	3.75 lbs
TW28-30-12K	T-Bar	28 mm	12"	4 3/4"	1 1/8" - 7/16"	1000 lbs	3.57 lbs
TW28-30-14K	T-Bar	28 mm	12"	5 1/2"	1 1/8" - 7/16"	1100 lbs	3.64 lbs
TW28-30-12H	Lever	28 mm	12"	4 3/4"	1 1/8" - 7/16"	1000 lbs	4.56 lbs
TW28-30-14H	Lever	28 mm	12"	5 1/2"	1 1/8" - 7/16"	1100 lbs	4.63 lbs

Note: Clamping force calculated at a height of 2-3 in on a solid all-steel welding table platform



Welding table clamps



C Welding table clamp with special pressure plate, TWM28

Tempered profiled rail and drop forged sliding arm for strength where it is most needed. Tempered spindle – particularly sturdy and wear-resistant – for noticeably improved service life. Long life due to heat-resistant pressure plate with sintered steel insert, which can be tilted up to 35°.

	Hole Diameter	Clamping Capacity	Nominal Throat Depth	Rail Profile	Clamping Force	Approx. Weight
TWM28-30-12	28mm	12"	4 3/4"	1 1/8" - 7/16"	1400 lbs	3.92 lbs

Note: Clamping force calculated at a height of 2-3 In on a solid all-steel welding table platform



D Welding table clamp, TW28GRS

The spindle is located on the outside for free access to the work area and to protect against welding spatter. Special, sturdy V-grooved pressure plate, ideal even for clamping round or square workpieces. Pivotal and infinitely adjustable in terms of height. Particularly suited to clamping with the tightest of space constraints, in narrow openings as well as for short projections.

	Hole Diameter	Clamping Capacity	Nominal Throat Depth	Rail Profile	Clamping Force	Approx. Weight
TW28GRS30-12	28mm	12"	4 3/4"	1 1/8" - 7/16"	1100 lbs	5.13 lbs

Note: Clamping force calculated at a height of 2-3 In on a solid all-steel welding table platform



TW16VAD/
TW28VAD



TWVAD

E Welding table clamp accessories, TWVAD

Specifically adapted to round, oval and square workpieces. Angle infinitely adjustable from 60° internal to 60° external. TW16VAD / TW28VAD version – with bolt for rapidly aligning and fixing the workpiece to the welding table. TWVAD version – without bolt for variable movement on the welding table. 2 pieces per bag.

	Hole Diameter	Angle	Jaw Face Width	Approx. Weight
TW16VAD	16 mm	from 60° inner to 60° outer	1 1/16"	0.82 lbs
TW28VAD	28 mm	from 60° inner to 60° outer	1 1/16"	1.24 lbs
TWVAD	–	from 60° inner to 60° outer	1 1/16"	0.62 lbs



F Welding table toggle clamp adapter, TW-STC

Accessory for BESSEY® STC toggle clamp with horizontal base plate. With bolt – for use directly on the welding table. Without bolt – for screwing to the extension TWX.

	Hole Diameter		Approx. Weight
TW16A-STC	16 mm	STC-VH / STC-HH / STC-IHH	0.39 lbs
TW28A-STC	28 mm		0.62 lbs

G Welding table clamp extension, TWX

Accessory for BESSEY® toggle clamp adapter TW28A-STC and TWVAD. Lowering of round workpieces is infinitely adjustable using the adjusting ring in the round plate. Use with TWVAD – requires one 8 x 40 mm flat head screw.

	Hole Diameter	Suitable for	Adjusting Range	Approx. Weight
TW16X	16 mm	TW16A-STC / TW16VAD / TWVAD	5/8" - 7 7/8"	0.93 lbs
TW28X	28 mm	TW28A-STC / TW28VAD / TWVAD	5/8" - 11 13/16"	3.88 lbs



H Welding table clamp tilting adapter, TW28AV

Accessory for BESSEY® extension TW28X. Pivoting spindles with stepless adjustment from -52° to +52°. Lockable trapezoidal nut for secure fastening of the workpiece. High quality, 2-component plastic grip with 6 7/8" long spindle.

	Hole Diameter	Max Clamping Height	Suitable for	Approx. Weight
TW28AV	28 mm	6 7/8"	TW28X	2.25 lbs



I Welding table clamp attachment, TW28HO

Accessory for BESSEY® work table clamp. It can be used on matrix welding tables by simply screwing it to the work table clamp.

	Hole Diameter	Suitable for	Approx. Weight
TW28HO	28 mm	BAS-C / BAS-CB / BASO / BSN / GRS / BSG	0.31 lbs



J BESSEY® clamp service part, MorPads

Long life due to heat-resistant pressure plate with sintered steel insert, which can tilt up to 35°. Three design versions: smooth face (standard version); rough face for secure clamping on dirty surfaces; V-groove face for round, oval and edged workpieces.

- 3100736** Smooth face (standard)
- 3101192** Rough face
- 3101193** V Groove

Ball-in-socket technology for greatly extended clamp life and, at full pressure... by BESSEY®. Patented.



Machine table clamps

BAS machine table clamps

An incredibly compact design, both in height and surface, with a heavy duty clamping pressure, puts the BAS clamps above the competition. Try one for yourself!



1 Housing is heat-treated CrMo

BAS clamps are approx. 30% smaller than the competitors while maintaining the same high clamping force. The self-locking worm gear unit exerts up to 3600 lbs of clamping force.

2 Clamping arms with aluminum pressure pads

Smooth and efficient with optimum weight distribution. The short and long clamping arms are equipped with a swivelling aluminum pressure pad. A polyamide seal protects the interior against dirt.

3 Open or closed mounting holes

Clamp and unclamp quickly with open hole models. In closed versions, the screw, nut and clamp form a unit. All BAS clamps are easily fastened and released – thanks to the T bar wrench (BASKN) with an integrated hexagon ball head.

4 Space saving and adjustable

All BAS models feature a compact design in height and in surface. Clamping height can be increased with the BESSEY® BASO base unit, but care must be taken to provide precise workpiece contact surfaces.



A BAS-C compact clamp with open fixing hole

Space saving compact design with clamping force up to 3600 lbs. Mounting hole open for M10 / M12 (3/16, 1/8).



	Opening Max.	Throat Depth	Clamping Force	Clamping Arm Length
BAS-C9-4 3101428	88 mm/3.46"	40 mm/1.57"	3600 lbs.	75 mm/2.95"
BAS-C10-6 3101429	97 mm/3.82"	60 mm/2.36"	2700 lbs.	94 mm/3.70"
			Arm for BAS-C9-4	
			Arm for BAS-C10-6	



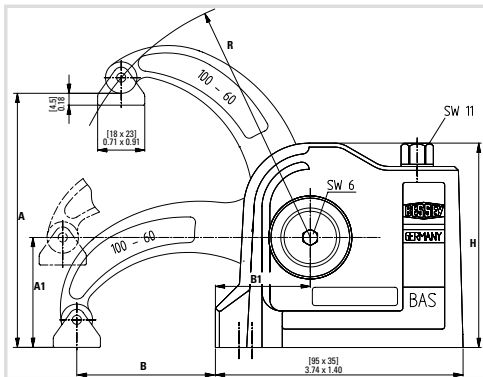
B BAS-CB compact clamp with closed mounting hole

Space saving compact design with clamping force up to 3600 lbs. Mounting hole closed for M10 / M12 (3/16, 1/8).



	Opening Max.	Throat Depth	Clamping Force	Clamping Arm Length
BAS-CB9-4 3101428	88 mm/3.46"	40 mm/1.57"	3600 lbs.	75 mm/2.95"
BAS-CB10-6 3101429	97 mm/3.82"	60 mm/2.36"	2700 lbs.	94 mm/3.70"
			Arm for BAS-CB9-4	
			Arm for BAS-CB10-6	

Table of dimensions BAS

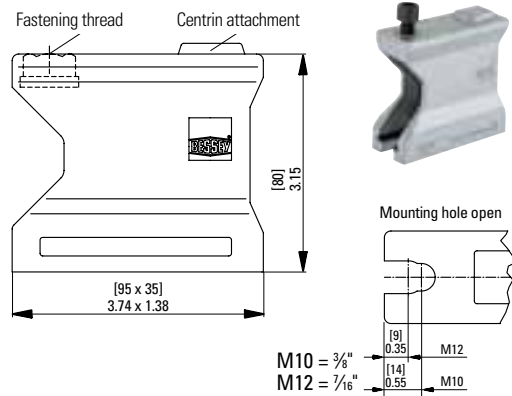


		Opening Max A	Opening optimal A1	Throat Depth B	Distance B1	Clamping Arm R	Housing Height [H]	Clamping Force Max.
BAS-C9-4		88mm/3.46"	42mm/1.65"	40mm/1.57"	36.5mm/1.44"	75mm/2.95"	78mm/3.07"	3600 lbs.
BAS-C10-6		97mm/3.82"	42mm/1.65"	60mm/2.36"	36.5mm/1.44"	94mm/3.70"	78mm/3.07"	2700 lbs.
BAS-CB9-4		88mm/3.46"	42mm/1.65"	40mm/1.57"	36.5mm/1.44"	75mm/2.95"	78mm/3.07"	3600 lbs.
BAS-CB10-6		97mm/3.82"	42mm/1.65"	60mm/2.36"	36.5mm/1.44"	94mm/3.70"	78mm/3.07"	2700 lbs.
BAS0		80mm/3.15"	-	-	-	-	80mm/3.15"	-

C Base unit BAS0

Need more height?
Use the BAS0 base unit to add an extra 80 mm. Stackable up to 10 units. Suitable for all BESSEY® BAS clamps. Mounting hole open for M10 / M12 (3/8, 1/2), and includes socket head screw.

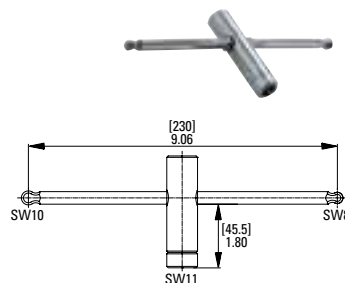
	Opening Max.	Fastening Thread
BAS0	80 mm/3.15"	M10



D BASKN wrench with T-bar

T bar wrench with adjustment tool for M10/M12 (3/8, 1/2) socket head screws. Suitable for all BESSEY® BAS clamps.

	Width across flats, allen key	Width across flats, ball head	T-Bar length
BASKN	SW11	SW8-SW10	230 mm/9.06"



E Service Part

3101431 BAS Arm Tip, set of 4

Heavy duty vises



Heavy duty industrial bench vise

The BESSEY® industrial bench vise series sets new standards for durable work holding. Adjustable perfect parallel jaw design provides precision clamping. Sliding guides enhance protection against contamination. Large capacity drop forged pipe jaws are welded in place.

- 1 Durable**
Guaranteed unbreakable under normal use
- 2 Top quality materials**
90,000 PSI drop forged alloy steel construction on the moveable and stationary jaws as well as the base. Alloy steel spindle handle for fast, high force clamping.
- 3 Precise**
Precision ground and induction hardened jaws and anvil
- 4 360 Rotation**
Drop forged alloy steel base with locking handle for fast, easy, high force clamping
- 5 Made in Europe**
Quality standards; ISO14001, ISO9001, Q1, TÜV SUED /GS




A Heavy duty industrial bench vise

The BESSEY® industrial bench vise series sets new standards for durable work holding. 100% guaranteed unbreakable drop forged moveable jaws, stationary base and swivel base (*) for the toughest jobs.

BESSEY® vises with drop forged components are guaranteed against breakage in normal use. This guarantee does not cover abuse, improper use, or handling and storage of the product. Never use cheater bars or pipes to extend the spindle handle. This will void the warranty and can cause injury.

	Jaw Width	Jaw Opening	Throat Depth	Pipe Capacity	Length	Width incl. swivel base	Height incl. swivel base	Anvil size	Approx. Weight
BV-DF4SB	4"	4 1/4"	2 3/8"	1/4" - 3"	12"	7"	5 1/2"	1 7/16" x 2"	14.00 lbs
BV-DF5SB	5"	6 1/2"	3"	1/4" - 3"	15"	8 1/4"	6 3/4"	2" x 2 3/4"	25.20 lbs
BV-DF6SB	6"	7"	4"	1/4" - 5"	19"	10"	8 3/4"	2 1/2" x 3 1/8"	50.00 lbs
BV-DF8SB	8"	10 1/2"	4 1/8"	1/4" - 6"	23 3/4"	10 3/4"	9 1/2"	3" x 3 3/8"	67.30 lbs



Check out our vises in action!

Please reference our YouTube videos showing BESSEY® products in action - often with performed by renovation experts you're familiar with – like Kayleen McCabe of DIY Network's Rescue Renovation.

Search our video database at

www.youtube.com/user/BesseyTools

Vises

Vises

Similar to clamps, vises are like another pair of hands in the shop. They hold your work securely so that you can saw, grind or drill with both hands. BESSEY® vises have been chosen and offered with an eye for durability and functionality. BESSEY® heavy-duty bench vises are made from high quality ductile grey cast iron for many years of service. Many models have swivel bases. All are backed up by BESSEY's limited lifetime warranty. Quality you can trust.

1 Choices

A range of products from light duty to heavy duty.

2 Made for everyday work

Heavier duty offerings include an anvil, hardened steel jaws and a 360 degree swivel base (270 degrees on the BV-MPV5)

3 Robust construction


Strong ductile cast iron construction. Light weight, stronger performance than gray cast (BV-MPV5, BV-HD40, BV-HD60).



A Multi-purpose vise (rotating pipe and bench vise)

Simply bolt this vise to the top surface of your bench and lock your workpiece in place with the heavy duty jaws. The base swivels 360° with 3 mounting holes and 2 lockdowns. Pipes are no problem with the serrated jaws that rotate 360°. Made with a ductile iron body for durability. Built-in anvil.

	Jaw Width	Jaw Opening	Throat Depth	Pipe Capacity	Approx. Weight
BV-MPV5	5"	5"	3"	2"	29 lbs



B Heavy duty bench vise

Simply bolt this vise to the top surface of your bench and lock your workpiece in place with the heavy duty serrated jaws. The base swivels 360° with 3 mounting holes and 2 lockdowns. Built-in anvil.

	Jaw Width	Jaw Opening	Throat Depth	Approx. Weight
BV-HD40	4"	4"	2"	13 lbs
BV-HD60	6"	6"	3"	27 lbs




C Light duty bench vise

The base swivels 270° with 4 mounting holes and 1 lockdowns. Made with a cast iron body for durability. Built-in anvil.

	Jaw Width	Jaw Opening	Throat Depth	Pipe Capacity	Approx. Weight
BV-HW45	4 1/2"	4"	1 3/4"	1"	11 lbs






D Drill press vise

Malleable cast iron body with a powder coated finish. Machined spindle. A grooved jaw provides a firm secure grip. The holes are elongated for easy fastening onto a drill press or work surface.

	Jaw Width	Jaw Opening	Throat Depth	Approx. Weight
BV-DP40	4"	4 1/2"	1 1/8"	11 lbs



E Light duty clamp-on vise

When bench space is at a premium this vise is the perfect answer. Completely portable and ideal for light duty work. This clamp attaches to surfaces up to 1.5" thick. Cast in pipe jaws, serrated jaw faces, and double steel guide bars.


	Jaw Width	Jaw Opening	Throat Depth	Pipe Capacity	Approx. Weight
BV-CO30	3"	3"	1 1/2"	3/4"	5 lbs



F Vacuum base vise (swivelling)

This portable hobbyist vise attaches securely to any non-porous surface and, by releasing the locking ring can rotate and swivel and, be re-locked. Comes with non-slip rubber pads for vise jaws.

	Jaw Width	Jaw Opening	Approx. Weight
BV-VB	2 3/4"	2 3/4"	4.50 lbs



G Multi-purpose vise jaws

Designed to fit any 3-6" vise jaw. The magnetic back helps to keep it into place. Works great for holding wood, metal and tubing. Non-marring

	Jaw Width	Approx. Weight
BV-NVJ	5 1/2"	0.50 lbs



H Light duty wood vise

This is a versatile vise for home or work. Jaws are pre-drilled for attaching wood facing. For light duty work, made with a cast iron body.

	Jaw Width	Jaw Opening	Throat Depth	Approx. Weight
BV-WV65	6"	6"	2 3/4"	8.50 lbs

BESSEY® Vise service parts

A range of service parts for the vises listed on these pages.

I BV-MPV5 service parts

1. 9050001 Spindle, casting nut, washer, screw and spring pin
2. 9050002 A set of jaw inserts and 4 screws
3. 9050003 A set of pipe jaw inserts and 5 screws
4. 9050004 Locking screws
5. 9050005 Swivel base

J BV-HD60 service parts

1. 9060001 Spindle, spring, washer and spring pin
2. 9060002 A set of jaw inserts and 4 screws
3. 9060003 A set of locking screws
4. 9060004 Two part swivel base
5. 9060005 Casting nut, washer and screw

K BV-HD40 service parts

1. 9040001 Spindle, spring, washer and spring pin
2. 9040002 A set of jaw inserts and 4 screws
3. 9040003 A set of locking screws
4. 9040004 Two part swivel base
5. 9040005 Casting nut, washer and screw

L BV-HW45 service parts

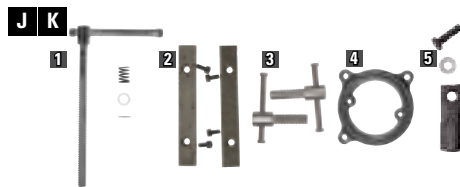

1. 9045001 Vise jaws with screws

M BV-DP40 service parts

1. 9044001 Vise jaws with screws

N BV-VB service parts

1. 9000001 Vise jaws and jaw covers with screws
2. 9000002 Rubberized base with washer & cotter pin



Other clamps

A Portable Mini-Vise Clamp

The BESSEY® Portable Mini Vise Clamp is ideal for holding round, rectangular and odd shaped objects. It has non-marring glue resistant jaws, and can be clamped to work surface with the TK-6 table clamps.

	Jaw Width	Clamping Capacity	Approx. Weight
S-10	3 5/8"	4"	1.80 lb
TK-6	Holds vise clamps to flat work surface		



B Table mount clamp, TK

Holds your BESSEY® clamps to the edge of a work table to secure your workpiece. Opens to 2 1/4".

Works with...

TK-6 Fits VAS-23, WS-6, S-10, and K Body® REVO™ (KR & KRV)



C Wood handscrew clamps, HS

It's just the clamp you need for gluing; adjustable jaws for a strong grip or delicate for those small projects. The oiled wooden jaws won't damage or slip on your workpiece. The wood handscrew clamp is held together by cold-drawn, carbon-steel spindles and swivel nuts. Large handles for comfort and torque.

	Jaw Length	Clamping Capacity	Throat Depth	Spindle Diameter	Approx. Weight
HS-6	6"	3"	3"	5/16"	1.00 lbs
HS-8	8"	5"	4"	7/16"	1.80 lbs
LHS10	10"	7"	6"	7/16"	2.24 lbs
HS-12	12"	9 1/4"	6"	7/16"	3.85 lbs



D Panel carrier, KF

Safely transport panels with the BESSEY® panel carrier. The jaws have a high-friction rubber coating that can withstand up to 150 lbs of carrying weight.

	Opening	Approx. Weight
KFP 4102057	1/2" - 2 1/2" service part	2.2 lbs



E BESSEY® accessory bag

Heavy duty construction. Multiple pockets for tool storage. Heavy duty zippers. Waterproof base.

BESSEY® promo bag



F Zippered pouch

TPM	medium	16" x 9"
TPL	large	21" x 11"

Industrial magnets



Industrial Magnets

When getting ready to weld two pieces of steel together a good magnetic square is like having a third hand. For a fast & simple set-up these high quality ferrite magnets hold work at pre-set angles of 45, 90 and 135 degrees, or can be linked together to form any angle you need. Something so simple but so versatile! Use one in your workshop to hold steel parts while you do the welding. Speed up your production time with BESSEY®'s easy to set up and remove magnetic squares.

1 Quality

Quality magnets for fast, simple set-ups

2 Flexibility

Often referred to as "an extra set of hands"

3 Variety

The wide variety of BESSEY® industrial magnets will offer most metal workers an option that fits their needs

4 Speed

A simple fast set-up and removal to help increase productivity while you work.




A



A Magnetic squares, WMS

Simple magnets to hold work at set angles.

	Pull	Nominal Dimensions	Pre-set Angles	Approx. Weight
WMS-1	66 lbs	3 3/4" x 4 3/8" x 3/4"	90/45°	1.04 lbs
WMS-3	48.5 lbs	3 3/8" x 3 3/8" x 5/8"	90/45°	0.59 lbs
WMS-5	112 lbs	3 3/4" x 4 3/8" x 3/4"	90/45°	1.29 lbs



B Double magnetic square, WMS

The double magnets are joined at a pivot point and can hold at any angle.

	Pull	Nominal Dimensions	Pre-set Angles	Approx. Weight
WMS-4	2 x 48.5 lbs	6 1/8" x 3 3/8" x 5/8"	0 to 180°	1.38 lbs



C



C Multi-angle magnetic square, WMS

A quality magnetic multi-angle square for fast, simple set-up.

	Pull	Nominal Dimensions	Pre-set Angles	Approx. Weight
WMS-6	35 lbs	4" x 2 1/2" x 9/16"	30/45/60/75/90°	0.50 lbs



D Arrowhead magnetic square, WMS


A quality magnetic multi-angle square for fast, simple set-up.

	Pull	Nominal Dimensions	Pre-set Angles	Approx. Weight
WMS-7	41 lbs	4 3/4" x 3 1/4" x 9/16"	90/45°	0.69 lbs

E "Chunky" magnetic square, CMS

Release your magnet with the convenient T-handle.

	Pull	Nominal Dimensions	Pre-set Angles	Approx. Weight
CMS-1	100 lbs	3 3/4" x 4 3/8" x 1 5/8"	90/45°	2.60 lbs



F "Big Daddy" magnetic square, BDMS

A quality magnetic square with a convenient T-handle for a quick release.

	Pull	Nominal Dimensions	Pre-set Angles	Approx. Weight
BDMS-1	100 lbs	8" x 8" x 1 5/8"	90/45°	10.00 lbs



G Magnetic ground clamps, MGC

Ground clamps only need base surface metal for clamping.

	Pull	Nominal Dimensions	Amps	Approx. Weight
MGC-1	55 lbs	3 1/2" x 2"	250	1.50 lbs
MGC-2	55 lbs	3 1/2" x 2"	800	1.55 lbs



H Mag Pick-Up, MPU

Magnetic disc on 35" tubular shaft for picking up small metal parts – also useful during clean-up.

	Description	Approx. Weight
MPU-1	Magnetic disc on 35" tubular shaft	2.10 lbs



I MagStick, MS

The MagStick is a 5 1/2" "pen-sized" pocket magnet that extends to 26" to pick-up hard to reach small metal objects.


	Description	Approx. Weight
MS-1	Magnet on 26" telescopic shaft, pocket clip	0.16 lbs



J MagWand, MW

Can collect up to 12 lbs of swarf in a pass for a cleaner safer welding and machine shop. It rolls easily over industrial work surfaces and dumps waste by simply pulling and sliding the magnetic insert.

	Description	Approx. Weight
MW-1	15 1/2" length	1.50 lbs



K MagSweep, MSP


The MagSweep is a rolling shop-floor magnet on wheels that makes clean up quick and easy.

	Description	Approx. Weight
MSP-24	24" swath	39.00 lbs



High quality work with less effort

Traditional tin snips



Compound leverage snips



Ideal snips



Continuous, straight and curved cuts, right



Continuous, straight and curved cuts, left

Outline cutting snips



Short, straight and narrow curved cuts, right



Short, straight and narrow curved cuts, left

Straight cutting snips



Straight and curved cuts, large radius in both left and right directions



Short, straight cuts, notch

Left cutting snips



Right cutting snips



1 Types

Traditional tin snips

Edges and handle are traditionally forged into one unit. The force required for cutting is determined by the ratio of edge length to the handle length.

Compound leverage snips

The cutting heads and handles are made separately and are both hinged. When they're attached to each other, this double hinged (double fulcrumed) assembly greatly increases the leverage, requiring less physical effort.

2 Models

Ideal snips

These multi-purpose snips cut through a metal sheet (straight-cut) as well as large and small contours or radii (outline-cut). They cut at the edge (edge cut) or at the centre of a sheet. Ideal snips can also be used for notching-operations.

Outline cutting snips

Best suited for fine and narrow radius cuts near the edges of a metal sheet. Use the delicately shaped edge of these snips to cut extremely narrow shapes or curves.

Straight cutting snips

Ideal for cutting a metal sheet at the centre and/or near the edges. You can use long edges of this tool to cross-cut and notch large metal sheets quickly and precisely with less effort.

3 Right cutting or left cutting snips. What's the difference?

Right cutting snips are designed so that they can cut right radii, a curve from left to right easily. Left cutting snips are the best for radius cuts from right to left.

The common perception is that, right cutting snips are for right-handers, and left cutting snips for left-handers. This is not true. If a right-handed person is cutting a radius from left to right, using right cutting snips (radius from left to right), you have to cut outwards from your wrist. With left cuttings snips, (radius is then from right to left) you can cut inwards from your wrist. This is considerably more ergonomic. Try it out once!

4 Grades

The service life of cutting edges depends directly on the grade of steel used and the processing. High-performance snips with case-hardened HSS – edges fulfill the most stringent requirements regarding service life and cutting performance. Cutter heads of the HSS-Tin grade are additionally coated with extremely hard titanium nitride that reduces wear and tear. Other cutting materials, namely special high quality steel, quality steel and standard quality steel, are available depending on the application and the frequency of use.

Grades of blade steel	min. HRC	Durability	Approx. Tensile Strength of Blade PSI	Max. Sheet thickness at tensile strength of:		
				58 000 PSI Mild Carbon Steel	116 000 PSI Hard Carbon Steel	159 000 PSI Very Hard Stainless
HSS D27AH	64	++++	370,000	1.5 mm/16 ga	1.2 mm/18 ga	0.6 mm/25 ga
Special High Grade Steel D29SS; D29ASS; D123S; D39ASS	60	+++	320,000	1.5 mm/16 ga	1.2 mm/18 ga	/
High Grade Steel D22A; D27; D-SPC; D-SPS	58	++	300,000	1.5 mm/16 ga	1.2 mm/18 ga	/
Standard Quality Steel	54	+	266,000	1.2 mm/18 ga	0.8 mm/22 ga	/

D39 Next generation snip



D39, the latest generation of leverage snips

With the new and innovative D39ASS, BESSEY® is bringing an entirely new generation of compound leverage cutting snips to the market for the sheet metalworking industry. These snips enable more capacity, precision and comfort with easier operation as a result of innovative design and unique construction elements.

1 Easier to hold

The new D39ASS snips enjoy an optimised handle angle that allows one to comfortably grip the entire unit for maximum application of cutting force.

2 Smooth cutting action

The joint area includes a sintered steel insert. This clever addition greatly reduces friction where it counts! Great for extending the tool life and for an exceptionally smooth cutting action.

3 Convenient latch

A central latch on the top of the handle allows right and left-handed users to open and close the snips with ease, without a change in grip.

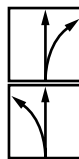
4 Cut straight, cut round, cut easier

The compact forged jaws permit high-precision cutting of curves while also being very effective at straight cuts – while the shape of the forged jaw allows work to flow past the user's hand instead of towards for sustained (...and safer) cutting.



A Multi-use aviation snip, D39ASS

For continuous straight and curved cuts. Extremely compact cutter head with partially countersunk head screw connection for increased manoeuvrability and precision on curved cuts. Joint area screw connection with stud bolt, sintered disc and maintenance-free spring for extreme robustness. Reduced handle opening for optimised handling and an even cutting length.



	Overall Length	Blade Length	Cutting Capacity (carbon steel)	Approx. Weight
D39ASS-SB	9 3/16"	1 5/16"	18 gauge	1.15 lbs
D39ASSL-SB	9 3/16"	1 5/16"	18 gauge	1.15 lbs



D15A Compact aviation snip



A compact design for a high performance with minimum effort

Smaller than the typical aviation snip – for working in small spaces – with all the power you need. Extremely small forged heads have optimized blade geometry and fine-tuned cutting leverage in a much smaller overall length. Fits well in a pocket, a tool pouch or tool box. Small, strong, and manoeuvrable.

1 100% Power, 75% size

The D15A Compact Aviation Snip has all the power of a full size aviation snip, and is 25% smaller.

2 Extremely compact cutting head

Extremely compact cutting head for great manoeuvrability, cutting the narrowest radii. The head geometry allows the surface being cut to slide past beneath your fingers to reduce the chance of injury.

3 Practical locking mechanism

The practical locking mechanism allows for opening and closing with one hand.

4 Compound leverage

Compound leverage considerably reduces the effort required. Improve productivity, reduce fatigue.

5 Ergonomic handle

Ergonomic soft grip handles keeps hand from slipping.

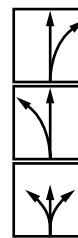


A



A Multi-use snip, compact aviation snip, D15A

Compact design for high performance with minimum effort. Smaller than typical aviation snip – for working in small spaces with all the power you need. For long continuous, straight and curved cuts.



	Overall Length	Blade Length	Cutting Capacity (carbon steel)	Approx. Weight
D15A-BE	7 3/16"	1"	18 gauge	0.44 lbs
D15AL-BE	7 3/16"	1"	18 gauge	0.44 lbs
D15S-BE	7 3/16"	1 1/8"	18 gauge	0.44 lbs
D15-SET	1x D15S-BE, 1x D15A-BE, 1x D15AL-BE in a nylon pouch			

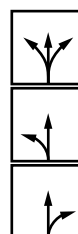


B



B Aviation snips, D16

High grade steel cutting blades with micro-serrations for slip proof cutting. HRC up to 59.

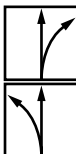


	Overall Length	Blade Length	Cutting Capacity (carbon steel)	Approx. Weight
D16S	9 1/2"	1 3/4"	18 gauge	1.25 lbs
D16L	9 1/2"	1 9/16"	18 gauge	1.25 lbs
D16	9 1/2"	1 9/16"	18 gauge	1.25 lbs
D16-SET	1 x D16S, 1 x D16L, 1 x D16 in a nylon pouch			

C Offset snips, optimized, D29ASS-2

High grade steel cutting blades with compact cutting head for high manoeuvrability. Use 25% less effort with the optimized leverage. Right or left cutting versions available. HRC up to 61.

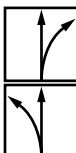
	Overall Length	Blade Length	Cutting Capacity (carbon steel)	Approx. Weight
D29ASS-2	10 1/4"	1 7/8"	18 gauge	1.16 lbs
D29ASSL-2	10 1/4"	1 7/8"	18 gauge	1.16 lbs



D Offset extra hard, high tolerance snip, D27AH

Made for long continuous, straight and curved cuts. Case-hardened, high-speed steel edges. Right or left cutting versions available. HRC up to 68.

	Overall Length	Blade Length	Cutting Capacity (carbon steel)	Approx. Weight
D27AH-BE	10 1/8"	1 7/8"	18 gauge	1.22 lbs
D27AHL-BE	10 1/8"	1 7/8"	18 gauge	1.22 lbs



E Special hard cutting snips, D29SS-2

High grade steel cutting blades with micro-serrations for slip proof cutting. Right or left cutting versions available. HRC up to 61.

	Overall Length	Blade Length	Cutting Capacity (carbon steel)	Approx. Weight
D29SS-2	10 1/8"	1 9/16"	18 gauge	1.03 lbs
D29SSL-2	10 1/8"	1 9/16"	18 gauge	1.03 lbs



F Long-nose, multi-purpose snip, D22A

High grade steel, extra long cutting blades designed for continuous cuts and large radius cuts. Angled cutter heads keep hands free from work. Available in left cutting version only. HRC up to 59.

	Overall Length	Blade Length	Cutting Capacity (carbon steel)	Approx. Weight
D22A	10 1/2"	2 1/2"	18 gauge	1.01 lbs



G Safety strap cutter, D123

Holds banding tightly during cutting to prevent the banding from springing up. Can cut steel straps up to 32 x 1 mm (1 1/4" x 1/32") with one hand. The ergonomic handle and the compound leverage offers comfort and ease of use.

	Overall Length	Blade Length	Approx. Weight
D123S-SB	9 7/8"	1 1/2"	1.21 lbs



Multi-purpose cutters



MultiSnips, D48A

Snips/shears/scissors tend to be designed to fall into 1 of 3 broad use categories; sheet metal (tin snips), fabric shears & lastly paper cutting. The BESSEY® the 48A MultiSnip has no specialty, thus creating a new 4th category - the multipurpose snip. The 48A's Stainless steel blades work well on a wide variety of materials. Light weight & pocket sized. It is a great tool to have close at hand both at work & at home.

1 Stainless steel blade

Increased durability and cutting results. Cuts both thin metal sheets as well as a variety of soft materials such as paper, fabrics and cardboard.

2 Offset blades

The practical locking mechanism allows for opening and closing with one hand while limiting the maximum opening of the snip.

3 Thumb lock

Provides easy locking for increased safety.

4 Spring leverage

Spring opens cutter automatically, improving productivity while reducing hand fatigue.



A MultiSnips

Made for everyday light duty use with a stainless steel blade. The spring opens cutter automatically and it features a thumb operated lock.

	Overall Length	Blade Length	Approx. Weight
Straight Blade, D47, D48			
D47	5 3/4"	1 1/4"	0.13 lbs
D48	7 1/2"	1 5/8"	0.25 lbs
Offset Blade, D48A			
D48A	7 3/8"	1 3/8"	0.25 lbs



B Cable cutter, D49

Used for cutting multi-core cable with diameters up to 10 mm (3/8"). Stainless steel blade.

	Overall Length	Blade Length	Approx. Weight
D49	6 5/8"	1"	0.25 lbs

Combinox, D50

These versatile multi-purpose snips are equally at home in the toolbox, kitchen gadget drawer or garden shed. The handles are plastic with a soft cushion insert for comfort and to prevent slipping.

1 Stainless steel blade

Increased durability and cutting results. Notched for wire stripping, these cut thin metal sheets, cable, and a wide range of material.

2 Thumb lock

Provides easy locking for increased safety.

3 Spring leverage

Spring opens cutter automatically, improving productivity while reducing hand fatigue.

4 Ergonomic handle

Ergonomic handle with soft insert.



C Combinox, D50

The stainless steel blade cuts a wide range of material, and is notched for wire stripping. The spring opens cutter automatically with a thumb operated lock. Ergonomic handle with soft-insert.

	Overall Length	Blade Length	Approx. Weight
D50	7 5/8"	2"	0.25 lbs



D MultiSnip master, D51

The stainless steel cutter edge cuts a wide range of material. The angled cutter head keeps your hands safely free from work. The handle is made of robust fibreglass-reinforced plastic with soft-insert.

	Overall Length	Blade Length	Approx. Weight
D51A	9 1/4"	2"	0.25 lbs



E SuperPower snips

Compound SuperPower snips need 50% less hand force than ordinary American pattern tin snips. Cuts up to 18 ga. (1 mm) cold rolled steel or 25 ga. (0.6 mm) stainless steel. HRC up to 62.

	Overall Length	Blade Length	Cutting Capacity (Regular metal)	Approx. Weight
Straight blade, DSPS				
D-SPS8	8 1/2"	1 3/4"	18 gauge	0.75 lbs
D-SPS11	11 1/2"	2 1/4"	18 gauge	1.25 lbs
Offset blade, DSPC				
D-SPC8	8 1/2"	1 3/4"	18 gauge	0.75 lbs
D-SPC11	11 1/2"	2 1/4"	18 gauge	1.25 lbs



Multi-purpose cutters



Razor sharp cuts

Quick-change blade-replacement system, no tools required, one-hand easy opening & closing. Folds to a compact size to fit in a pocket and also includes a stainless steel belt clip for easy access. Three handle styles to choose from, aluminum, wood inlay & composite plastic. These handy knives accept all standard utility blades.

- 1 Blade change mechanism**
Lever for safe locking of blades. This mechanism permits a quick and easy blade change.
- 2 Soft thumb pad**
Soft plastic thumb pad allows maximum pressure.
- 3 Storage compartment**
Safe storage of spare blades so they are always quickly accessible. Comes standard with 5 extra blades.
- 4 Release lever**
It needs just a short push on the metal release lever to unlock the knife so that it can be safely folded.



A Folding utility knife – ABS comfort grip handle
Includes folding and locking blade with belt-clip; thumb cushion for maximum contact pressure; replacement blade compartment and 5 extra blades. Uses standard blades. Features quick blade exchange mechanism and spring blade release.

	Overall Length	Blade Length	Approx. Weight
D-BKPH	6 1/4"	2 3/8"	0.32 lbs



B Folding utility knife set - ABS comfort grip handle
Includes 4 types of blades: standard, scoring, linoleum, and hook (rug). Convenient case for storage.
2 3/8" H x 6 3/4" W x 4 3/8" D

	Approx. Weight
DBKPH Set	0.96 lbs

Scoring 2 pcs	Hook 5 pcs	Linoleum 2 pcs	Standard 10 pcs
------------------	---------------	-------------------	--------------------



C Multi-function tool

1 multi tool with 7 options: Shears, blade, saw, file, Phillips head screwdriver and large and small slotted screwdriver. It can also cut leather, rope, vinyl, thin cable, cord, thin plastic, paper, etc. Includes a belt pouch for handy storage.



	Handle Length	Cutting Edge Length	Total Length	Approx. Weight
DBST	4"	2 1/8"	7"	0.66 lbs



D Double blade folding tool

It needs just a short push on the metal release lever to unlock the knife so it can be safely folded. Features a folding stainless steel blade with serrated cut, a quick blade change mechanism, and a comfortable aluminum handle with rubber inlays.



	Handle Length	Cutting Edge Length	Blade Length	Approx. Weight
DBKAH-2B	3 3/4"	3"	1"	0.33 lbs



E Folding utility knife – Aluminum handle

Includes folding and locking blade with belt-clip. Uses standard blades that are easy to change with the quick blade exchange mechanism. Spring blade release.



	Overall Length	Blade Length	Approx. Weight
D-BKAH	6 1/4"	2 3/8"	0.29 lbs



F Folding utility knife – Wood handle

Includes folding and locking blade with belt-clip. Uses standard blades that are easy to change with the quick blade exchange mechanism. Spring blade release.



	Overall Length	Blade Length	Approx. Weight
D-BKWH	6 1/4"	2 1/4"	0.39 lbs



Industrial fluids and compounds



A Lab-metal

The original ready-to-use metal putty can be drilled, tapped, ground, milled, chisselled, sanded, etc. To build up, apply in thin layers, allow to dry, repeat. Drying time for 1/8" = 3-4 hours.

	Unit/Container	Approx. Weight/Case
LM-06	6 oz / 170 g	6.00 lbs
LM-12	12 oz / 340 g	13.00 lbs
LM-24	24 oz / 680 g	23.00 lbs
LM-48	48 oz / 1.4 g	42.00 lbs

B Hi-Temp Lab-metal

Dry 24 hours then cure 425° 1 hour.

C Lab-solvent

Surface-prep for regular and Hi-Temp Lab-metal. Thins Lab-Metal for brushing or spraying and leaves no film.

	Unit/Container	Approx. Weight/Case
LS-16	16 oz / 473 g	16.00 lbs
LS-128	1 gal / 3.8 L	19.00 lbs

D Heat block

Heat absorbing, insulating paste. Insulates adjacent material against heat transfer during welding, soldering, brazing or other heat treatment. Non-toxic. Easily applied direct from container.

	Unit/Container	Approx. Weight/Case
HB-PNT	1 pint / .47 L	5.00 lbs

E Spatter release

Non-toxic and biodegradable water based version is safe for use outdoors, is paint friendly, with no silicones, non-flammable CO₂ propellant and contains no CFC's or trichloroethylene.

	Unit/Container	Description	Approx. Weight/Case
16300-16	16 oz / 473 ml	Water based	16.00 lbs
1620-16	16 oz / 473 ml	Solvent based	19.00 lbs

F Stick-Kut™ lubricating stick wax

Use on grinding wheels, sanding belts and saw blades. Eliminates heat build up and belt loading - extends wheel life.

	Unit/Container	Approx. Weight/Case
15-SK	15 oz stick	12.00 lbs

G Relton thread cutting oil

	Unit/Container	Approx. Weight
TC014-01G ¹	4 x 1 US gal/3.785L	36.00 lbs/case
TC014-05G ¹	5 US gal/18.925L	45.00 lbs/each
	Unit/Container	Approx. Weight
TC016-01G ¹	4 x 1 US gal/3.785L	36.00 lbs/case
TC016-05G ¹	5 US gal/18.925L	45.00 lbs/each

H Relton Rel-Saw band saw fluid

	Unit/Container	Approx. Weight
01G-RS ¹	4 x 1 US gal/3.785L	38.00 lbs/case
05G-RS ¹	5 US gal/18.925L	45.00 lbs/each

¹ Available as a special order only, non-stock.

I Relton OPTION 1® cutting fluid

An environmentally friendly cutting fluid that has no chlorine, no sulfur, a non-toxic formula that's safe to use. Water based; Non-WHMIS.

	Unit/Container	Approx. Weight
OPT114	24 x 4 oz/118 ml	7.40 lbs/case
OPT455	12 x 16 oz/473 ml	14.80 lbs/case
OPT4	4 x 1 US gal/3.785L	36.10 lbs/case
OPT20	5 US gal/18.925L	47.00 lbs/each
OPT205¹	55 US gal/205L	500.00 lbs/each



J Relton A-9® aluminum cutting fluid

Use for tapping, drilling, boring, milling, sawing, reaming and broaching. Specifically designed for aluminum; also works well on many other metals. Non-WHMIS, environmentally friendly.

	Unit/Container	Approx. Weight
A9114	24 x 4 oz/118 ml	9.00 lbs/case
A9455	12 x 16 oz/473 ml	16.00 lbs/case
A94	4 x 1 US gal/3.785L	33.00 lbs/case
A920	5 US gal/18.925L	42.00 lbs/each
A9205¹	55 US gal/205L	450.00 lbs/each



K Relton Air-Flo air tool oil

High quality air tool and air line lubricant.

	Unit/Container	Approx. Weight
AF-PNT¹	12 x 1 pint/473 ml	13.50 lbs/case
AF-01G¹	4 x 1 US gal/3.785L	36.00 lbs/case



L Relton Rapid Tap® cutting fluid

Leaves a fine machined finish even on tough materials such as aluminum, beryllium, brass, bronze, cast iron, copper, inconel, magnesium, molybdenum, stainless steel, and stellite. No 1,1,1 Trichloroethane – ozone friendly, non-toxic, non-flammable; non-WHMIS.

	Unit/Container	Approx. Weight
RT114	24 x 4 oz/118 ml	11.00 lbs/case
RT455	12 x 16 oz/455 ml	17.00 lbs/case
RT4	4 x 1 US gal/3.785L	42.00 lbs/case
RT20	5 US gal/18.925L	45.00 lbs/each
RT205¹	55 US gal/205L	500.00 lbs/each



M Torque multipliers, JM

The geared head offers 4X the power of an ordinary wrench alone, and requires no air or electricity. Use with a torque wrench when precision is required (always calibrate). JM units can be stacked for higher power. Up to 12,000 ft. lbs. of torque.

	Input Capacity foot/lbs	Output Capacity foot/lbs	Input Drive	Output Drive	Ratio lb:foot	Approx. Weight
JM-750	250	1,000	½"	¾"	4 to 1	5.88 lbs
JM-1000	500	2,000	¾"	1"	4 to 1	11.74 lbs
JM-1200¹	209	3,000	¾"	1 ½"	14.3 to 1	28.20 lbs
JM-1500¹	923	4,000	1"	1 ½"	4.33 to 1	28.20 lbs
JM-2000¹	1739	8,000	1"	1 ½"	4.6 to 1	47.00 lbs
JM-2500¹	2000	12,000	1"	2 ½"	6 to 1	73.00 lbs



N Anti-Backlash torque multiplier

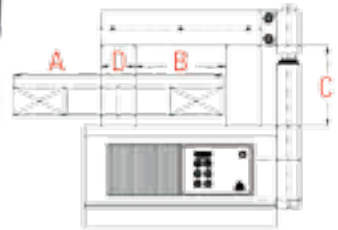
Limits risk of "spring back" when extender bar is used. Coupled with larger model – makes the entire system anti-backlash.

	Input Capacity foot/lbs	Output Capacity foot/lbs	Input Drive	Output Drive	Ratio lb:foot	Approx. Weight
JM-1000-R¹	500	2,000	¾"	1"	4:1	14.50 lbs

¹ Available as a special order only, non-stock.



Portable



*Bearings not included

A Portable digital temperature control, certified PV2412

Includes cross bars standard: 1/4", 3/8", 1/2", 3/4", 1 1/8". Approx. weight: 47 lbs.

	Max. weight ± lb bearings	Min. ID Ø	Max. OD Ø	Max. width	Max. horizontal heating width	Cross section poles	Pole height	Temperature control max reach	Time control max reach
PV2412	44 lbs	3/8"	9 1/2"	4 3/4"	—	1 5/8"	5"	302°F	0-30 min.



*Bearings not included

B Portable digital temperature control, certified PVH3813

Vertical or horizontal heating. Includes cross bars standard: 1/4", 3/8", 1/2", 3/4", 1 1/8". Approx. weight: 51 lbs.

	Max. weight ± lb bearings	Min. ID Ø	Max. OD Ø	Max. width	Max. horizontal heating width	Cross section poles	Pole height	Temperature control max reach	Time control max reach
PVH3813	110 lbs	3/8" / Ø3 3/8"	15"	5 1/4"	5 1/4"	1 5/8" / Ø 3 3/4"	6 1/2"	464°F	0-45 min.



*Bearings not included

C Fast action, portable digital temperature control, certified SVH5223

Features swivel arm for faster change ups. Vertical or horizontal heating. Includes cross bars standard: 3/8", 1 1/8", 2". Approx. weight: 112 lbs.

	Max. weight ± lb bearings	Min. ID Ø	Max. OD Ø	Max. width	Max. horizontal heating width	Cross section poles	Pole height	Temperature control max reach	Time control max reach
SVH5223	330 lbs	5/8" / Ø4 3/4"	20 1/2"	7 1/8"	9"	2 3/8" / Ø4 1/2"	9"	464°F	0-45 min.

WARNING: Do NOT operate an induction heater if you wear a heart pace-maker. The strong magnetic field emitted by the heater may affect operation of such devices.

Portable for workshop and on site!

Proper bearing installation is essential to safeguard maximum bearing life. Bearing failures can often be attributed to improper installation and mounting errors. A bearing that is only a few thousandths of an inch out of alignment can have its lifespan cut in half. By heating the inner race to ~250°F prior to installation, the user allows the bearing to expand and slide easily onto the shaft. Magnetic induction is a safe and efficient method of generating heat to expand bearings for installation. No open flame or hot oil to worry about. Magnetic induction heats bearings evenly and quicker than hot plates.

1 Digital temperature and time control

All portable models feature a digital time/temperature display and magnetic probe.

2 Improve productivity

BESSEY® Induction bearing heaters help you to extend the useful life of your bearings. Reducing the frequency of bearing maintenance means lower operating costs.

3 Vertical or Horizontal heating

PVH3813 and SVH5223 allow heating either vertically or horizontally. When in horizontal position, the heating time is 3 to 4 times faster! A 100 lb. unit would heat in under 7 minutes versus more than 25 minutes in the vertical position.

4 Fast and flexible manufacturing

Fast heating works on bearings, sprockets, gears, couplings, sleeves.



D Cross bars for SVH bearing heater models

	Fits model	Size	Approx. Weight
SVH 9/16	SVH5223	9/16" x 9/16" x 14"	1.10 lbs.
SVH 1 3/16	SVH5223	1 3/16" x 1 3/16" x 14"	7.28 lbs.
SVH 2 3/8	SVH5223	2 3/8" x 2 3/8" x 14"	22.93 lbs.

D



E Cross bars for PV and PVH bearing heater models

	Fits model	Size	Approx. Weight
PV 1/4	PV2412	1/4" x 1/4" x 7 7/8"	0.15 lbs.
PV 3/8	PV2412	3/8" x 3/8" x 7 7/8"	0.31 lbs.
PV 9/16	PV2412	9/16" x 9/16" x 7 7/8"	0.64 lbs.
PV 13/16	PV2412	13/16" x 13/16" x 7 7/8"	1.32 lbs.
PV 1 1/16	PV2412	1 1/16" x 1 1/16" x 7 7/8"	5.22 lbs.
PVH 1/4	PVH3813	1/4" x 1/4" x 9 1/2"	0.20 lbs.
PVH 3/8	PVH3813	3/8" x 3/8" x 9 1/2"	0.40 lbs.
PVH 9/16	PVH3813	9/16" x 9/16" x 9 1/2"	0.77 lbs.
PVH 13/16	PVH3813	13/16" x 13/16" x 9 1/2"	1.61 lbs.
PVH 1 1/16	PVH3813	1 1/16" x 1 1/16" x 9 1/2"	7.21 lbs.

E



F Magnetic Temperature Probe

Connects to bearing heater and attaches to inner race of bearing. Good up to 350 degrees F (240 degrees C).

	Fits model	Approx. Weight
MP-PV/PVH/SVH	PV/PVH/SVH	0.13 lbs

F



SC, BC series heaters and accessories



*Cross bars not included



*Accessories not included

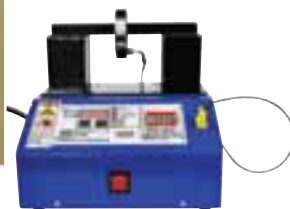


SC 110V *Bearings not included

A Induction bearing heater SC110V (120V or 220V)

Bearing capacity: 4" x 11" O.D. (14"OD with optional raising blocks).

	Voltage	Standard Cross Bars	Optional Cross Bars	Approx. Weight
SC 110V	120V (17 amp)	¾, 2	1 ¼	49.60 lbs
SC 220V	240V (11 amp)	¾, 2	1 ¼	52.00 lbs



SC 110D *Bearings not included

B Digital Temperature Control, induction bearing heater SC 110D (120V or 220V)

Bearing capacity: 4" x 11" O.D. (14"OD with optional raising blocks). Computer chip monitors and stabilizes temperature. Display panel (pre-set times, temperatures) and auto shut off.

	Voltage	Standard Cross Bars	Optional Cross Bars	Approx. Weight
SC 110D	120V (20 amp)	¾, 2	1 ¼	53.50 lbs



*Cross bars not included

C Induction bearing heater BC (240V, or 480V, or 600V)

Bearing capacity: 7 ½" x 22" O.D. (32"OD with optional raising blocks).

	Voltage	Standard Cross Bars	Optional Cross Bars	Approx. Weight
BC 220V	240V (30 amp)	1 ¼, 3	1, 2	176.00 lbs
BC 440V	480V (20 amp)	1 ¼, 3	¾, 1, 2	176.00 lbs
BC 550V	600V (15 amp)	1 ¼, 3	¾, 1, 2	176.00 lbs

Quick and dependable

Proper bearing installation is essential to safeguard maximum bearing life. Bearing failures can often be attributed to improper installation and mounting errors. A bearing that is only a few thousandths of an inch out of alignment can have its lifespan cut in half. By heating the inner race to ~250°F prior to installation, the user allows the bearing to expand and slide easily onto the shaft. Magnetic induction is a safe and efficient method of generating heat to expand bearings for installation. No open flame or hot oil to worry about. Magnetic induction heats bearings evenly and quicker than hot plates.

All Induction Bearing Heaters on this page are single phase 60 hz units. 50 hz versions available as special request.

1 Proven Tools

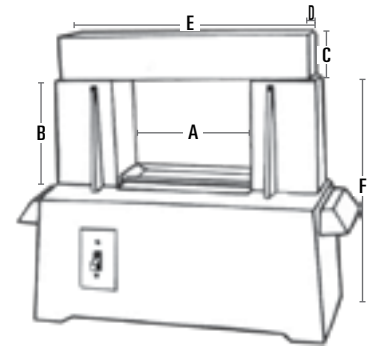
Tried and true models that are simple, durable and get the job done!.

2 Easy to Use

SC, BC and BCS models come with a simple On/Off while SC110D features a digital time/temperature display and magnetic probe.

3 Relevant Accessories

120 V/15A, 60/60 Hz units have extra available raising block, cross bars and a pyrometer/thermometer to make work easier for more difficult projects.



	A	B	C	D	E	F
SC	4 3/8"	3 5/8"	3/4"-2"	3/4"	9 1/4"	9"
BC	8"	7"	1 1/4"-3"	1 1/4"	14 3/4"	16"
BCS	12 1/4"	7"	1 1/4"-3"	1 1/4"	18 3/4"	16"

D Model BC Special (240V, or 480V or 600V)

Bearing capacity: 11 1/2" x 22" O.D. (32"OD with optional raising blocks).

	Voltage	Standard Cross Bars	Optional Cross Bars	Approx. Weight
BCS 220	240V (30 amp)	1 1/4, 3	1, 2	199.00 lbs
BCS 440	480V (20 amp)	1 1/4, 3	1, 2	199.00 lbs
BCS 550	600V (15 amp)	1 1/4, 3	1, 2	199.00 lbs

E Raising blocks for SC, BC, BCS models

Increases the maximum size of bearing that can be heated.

	Fits model	Height	Width	Approx. Weight
SCRB	SC	2 3/8"	2 5/8"	7.50 lbs.
BCRB	BC, BCS	5"	3 5/8"	31.00 lbs.



F Pyrometer/Thermometer

Multi-purpose measuring device for bearings, gears, etc. Digital readout from -200°C (-328°F) to +1372°C (+1999°F). Probe max rated for 650°C (1200°F).

		Approx. Weight
HH11B	Pyrometer/Thermometer with probe & flex cord	2.00



G Cross bars for SC, BC, BCS bearing heater models

	Fits model #		Fits model #
SC 3/4	SC	BCS 1 ⁽¹⁾	BC Special
SC 1 1/4 ⁽¹⁾	SC	BCS 1 1/4	BC Special
SC 2	SC	BCS 2 ⁽¹⁾	BC Special
BC 3/4 ⁽¹⁾⁽²⁾	BC	BCS 3	BC Special
BC 1 ⁽¹⁾	BC	SC on/off	On/Off switch for SC
BC 1 1/4	BC	BC on/off	On/Off switch for BC
BC 2 ⁽¹⁾	BC		
BC 3	BC		



⁽¹⁾ Special order only. ⁽²⁾ WARNING: Do NOT use with model BC 220V

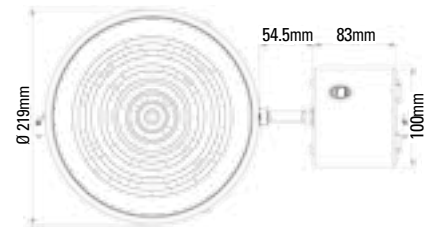
GCS-CB and GCS-NCB (non induction)



BESSEY® Versatility

Heating a bearing expands it for precise placement and alignment on the shaft without damage. Pressing (driving) a cold bearing onto a shaft can cause it to misalign – as little as a 0.001" difference can reduce a bearing's lifespan by 50%.

Bearing heaters generate clean, even heat for precision placement, resulting in extended bearing life. Heating alternatives such as hot oil baths and torches are messy and dangerous. Torches and element tops create uneven heat and expansion and cause hot spots that can change the metallurgical properties of the bearing steel.



A

A Cone style bearing heaters (non-induction)

Market applications: service centers, repair truck fleets, HVAC service, and equipment repair. Flexible manufacturing repairs for press-fit applications.

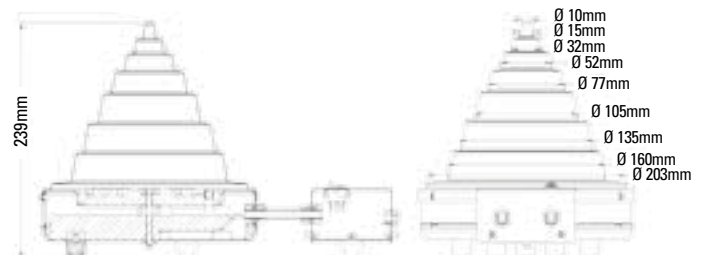
- Lower cost than larger induction heaters
- Lightweight and portable, easy to move around a shop or factory floor
- Takes up very little space in a repair vehicle
- No special wiring or set up, uses standard wall plugs 120 V / 15 A
- Start and stop with a switch
- One cone bearing heater fulfills a range of bearing sizes
- Temperature preset on -CB versions, 250° F

	Bearing I.D. Range	Voltage	Width	Height	Approx. Weight
GCS-NCB	3/8" - 8 1/4"	120V (15 amp)	8 5/8"	9 1/2"	6.00 lbs.
GCS-CB*	3/8" - 8 1/4"	120V (15 amp)	8 5/8"	9 1/2"	6.00 lbs.

*Comes with control box with probe attached.



A



Index



Catalog number	UPC	Case qty.	Page no.
01G-RS	7 85401 94128 1	4	69
05G-RS	7 85401 94640 8	1	69
100L	7 88502 14140 6	1	46
1001S	7 88502 14141 3	1	46
1200-S8	7 88502 20032 5	10	3
1200-S12	7 88502 20015 8	10	3
1200-S18	7 88502 20016 5	5	3
1200-S24	7 88502 20017 2	5	3
15-SK	7 85401 08015 7	12	69
1620-16	7 88502 06201 5	12	69
16300-16	7 88502 06200 8	12	69
1800-S8	7 88502 20000 4	5	1
1800-S12	7 88502 20001 1	5	1
1800-S18	7 88502 20002 8	5	1
1800-S24	7 88502 20003 5	5	1
1800L12	7 88502 00986 7	5	7
203692	7 88502 20369 2	10	20
203708	7 88502 20370 8	10	20
203715	7 88502 20371 5	10	25
203722	7 88502 20372 2	10	25
2400 HD-10	7 88502 00995 9	1	47
2400J-12	7 88502 19032 9	5	5
2400S-8	7 88502 00801 3	5	1
2400S-12	7 88502 00803 7	5	1
2400S-16	7 88502 00807 5	5	1
2400S-20	7 88502 00804 4	5	1
2400S-24	7 88502 00808 2	5	1
2400S-36	7 88502 00809 9	5	1
2400S-48	7 88502 00815 0	1	1
2400S-60	7 88502 00806 8	1	1
3000689	7 88502 00938 6	1	2
3005122	7 88502 00939 3	1	2
3006040	7 88502 20127 8	1	25
3006042	7 88502 20126 1	1	25
3006694	7 88502 20240 4	1	16
3006727	7 88502 20101 8	25	4
3006786	7 88502 20102 5	25	4
3100119	7 88502 20105 6	1	4
3100120	7 88502 20106 3	1	4
3100121	7 88502 20107 0	1	4
3100205	7 88502 20300 5	1	2
3100263	7 88502 20310 4	1	4
3100264	7 88502 20187 2	1	4
3100265	7 88502 20252 7	1	4
3100266	7 88502 20253 4	1	4
3100267	7 88502 20254 1	1	4
3100398	7 88502 00547 0	1	2,4,12
3100399	7 88502 00548 7	1	2,4,12
3100400	7 88502 00549 4	1	2,4
3100401	7 88502 00550 0	1	2
3100459	7 88502 00533 3	1	48
3100576	7 88502 20173 5	1 pair	10
3100579	7 88502 00940 9	1	2
3100736	7 88502 00920 1	1	2,4,12,52
3100737	7 88502 00924 9	1	2
3100753	7 88502 20301 2	1	2
3100920	7 88502 20128 5	1	25
3100953	7 88502 20192 6	1	8
3100954	7 88502 20193 3	1	8

Catalog number	UPC	Case qty.	Page no.
3101179	7 88502 00749 8	1	24
3101180	7 88502 00752 8	1	4,24
3101182	7 88502 00748 1	1	24
3101183	7 88502 00751 1	1	4,24
3101186	7 88502 00747 4	1	24
3101187	7 88502 00746 7	1	24
3101188	7 88502 00750 4	1	4,24
3101192	7 88502 00921 8	1	2,4,12,52
3101193	7 88502 00922 5	1	2,4,12,52
3101329	7 88502 20179 7	1	12
3101330	7 88502 20168 1	1	4,12
3101331	7 88502 20180 3	1	2,12
3101332	7 88502 20302 9	1	2
3101337	7 88502 20299 2	1	12
3101338	7 88502 20257 2	1	4,12
3101339	7 88502 20109 4	1	4
3101394	7 88502 20098 1	1	24
3101395	7 88502 20099 8	1	24
3101396	7 88502 20100 1	1	24
3101402	0 91162 00131 8	1 set	29
3101405	7 88502 20129 2	1	25
3101407	7 88502 20306 7	1	2
3101426	7 88502 20263 3	1	12
3101428	7 88502 20175 9	1	53
3101429	7 88502 20176 6	1	53
3101431	7 88502 20169 8	4 set	54
3101441	7 88502 20264 0	1	4
3101447	7 88502 20265 7	1	4
3101450	7 88502 20308 1	1	4
3101521	7 88502 20166 7	1	2
3101547	7 88502 20267 1	1	10
3101588	7 88502 20112 4	1	14
3101589	7 88502 20114 8	1	13,14,16
3101590	7 88502 20167 4	1	6
3101612	7 88502 20185 8	1	11
3101627	7 88502 20149 0	1	13,14,15,16
3101731	7 88502 20281 7	1	11
3101732	7 88502 20282 4	1	11
3101733	7 88502 20283 1	1	11
375L	7 88502 14100 0	1	46
376S	7 88502 14101 7	1	46
4102056	7 88502 20171 1	1	36
4102057	7 88502 20172 8	1 set	58
4102100	7 88502 20170 4	1	36
4800J-20	7 88502 19043 5	1	6
4800S-12	7 88502 00810 5	1	2
4800S-18	7 88502 00818 1	1	2
4800S-24	7 88502 00819 8	1	2
4800S-36	7 88502 00823 5	1	2
4800S-48	7 88502 00813 6	1	2
4800S-60	7 88502 00814 3	1	2
500L	7 88502 14110 9	1	46
501S	7 88502 14111 6	1	46
540-2-1/2	7 88502 20054 7	6	43
540-3	7 88502 20055 4	6	43
540-4	7 88502 20056 1	6	43
540-5	7 88502 20061 5	6	43
540-6	7 88502 20057 8	6	43
540-8	7 88502 20058 5	1	43

Catalog number	UPC	Case qty.	Page no.
540-10	7 88502 20059 2	1	43
540-12	7 88502 20060 8	1	43
540-14	7 88502 20062 2	1	43
625L	7 88502 14120 8	1	46
626S	7 88502 14121 5	1	46
660-S8	7 88502 20012 7	10	3
660-S12	7 88502 20013 4	10	3
660-S18	7 88502 20014 1	10	3
7200S-12	7 88502 00820 4	1	2
7200S-18	7 88502 00824 2	1	2
7200S-36	7 88502 00825 9	1	2
750L	7 88502 14130 7	1	46
751S	7 88502 14131 4	1	46
8500HPC-14	7 88502 00852 5	1	2
9000001	0 91162 00857 7	1	57
9000002	0 91162 00858 4	1	57
9040001	0 91162 00850 8	1	57
9040002	0 91162 00851 5	1	57
9040003	0 91162 00852 2	1	57
9040004	0 91162 00853 9	1	57
9040005	0 91162 00854 6	1	57
9044001	0 91162 00856 0	1	57
9045001	0 91162 00855 3	1	57
9050001	0 91162 00840 9	1	57
9050002	0 91162 00841 6	1	57
9050003	0 91162 00842 3	1	57
9050004	0 91162 00843 0	1	57
9050005	0 91162 00844 7	1	57
9060001	0 91162 00845 4	1	57
9060002	0 91162 00846 1	1	57
9060003	0 91162 00847 8	1	57
9060004	0 91162 00848 5	1	57
9060005	0 91162 00849 2	1	57
A94	7 85401 20128 6	4	70
A920	7 85401 20640 3	1	70
A9114	7 85401 20004 3	24	70
A9205	7 85401 27040 4	1	70
A9455	7 85401 20016 6	12	70
AF-01G	7 85401 80128 8	4	70
AF-PNT	7 85401 80016 8	12	70
AV2	0 91162 00139 4	12	40
B-102	7 88502 02062 6	1	44
B-103	7 88502 02063 3	1	44
B-104	7 88502 02064 0	1	44
B-106	7 88502 02065 7	1	44
B-108	7 88502 02066 4	1	44
B-110	7 88502 02067 1	1	44
B-112	7 88502 02068 8	1	44
B-EC3	0 91162 00818 8	3	36
B-HS0	7 88502 02071 8	1	44
B-HS1	7 88502 02072 5	1	44
B-HS1.5	7 88502 02073 2	1	44
B-HS2	7 88502 02074 9	1	44
B-HS3	7 88502 02075 6	1	44
B-HS4	7 88502 02076 3	1	44
B-HS5	7 88502 02077 0	1	44
B-HS6	7 88502 02078 7	1	44
B-HS8	7 88502 02079 4	1	44
B-HS10	7 88502 02080 0	1	44

Index

Catalog number	UPC	Case qty.	Page no.
B-HS12	7 88502 02081 7	1	44
BAS-C9-4	7 88502 00870 9	1	53
BAS-C10-6	7 88502 00871 6	1	53
BAS-CB9-4	7 88502 00873 0	1	53
BAS-CB10-6	7 88502 00874 7	1	53
BASKN	7 88502 00877 8	1	54
BASO	7 88502 00876 1	1	54
BC ¾	7 88502 16055 1	1	74
BC 1	7 88502 16056 8	1	74
BC 1 ¼	7 88502 16057 5	1	74
BC 2	7 88502 16058 2	1	74
BC 3	7 88502 16059 9	1	74
BC 220V	7 88502 16000 1	1	73
BC 440V	7 88502 16010 0	1	73
BC 550V	7 88502 16020 9	1	73
BC on/off	7 88502 16291 3	1	74
BCRB	7 88502 16050 6	1	74
BCS 1 ¼	7 88502 16156 5	1	74
BCS 1	7 88502 16155 8	1	74
BCS 2	7 88502 16157 2	1	74
BCS 3	7 88502 16158 9	1	74
BCS 220	7 88502 16100 8	1	74
BCS 440	7 88502 16110 7	1	74
BCS 550	7 88502 16120 6	1	74
BDMS-1	7 88502 09030 8	1	60
BES8511	7 88502 203 555	3	20
BESSEYPROMOBAG	7 88502 00561 6	1	58
BGP	0 91162 69012 3	1	24
BPC-H12	0 91162 00942 0	4	37
BPC-H12-PADS	7 88502 20346 3	12	37
BPC-H34	0 91162 00943 7	4	37
BPC-H34-PADS	7 88502 20347 0	12	37
BS3N	7 88502 20237 4	1	47
BS4N	7 88502 20238 1	1	47
BS6N	7 88502 20239 8	1	47
BSG21-14	7 88502 20236 7	1	48
BTB30	0 91162 69000 0	1	24
BTB30A	0 11962 69016 1	1	24
BV-CO30	0 91162 00836 2	1	57
BV-DF4SB	7 88502 20146 9	1	55
BV-DF5SB	7 88502 20147 6	1	55
BV-DF6SB	7 88502 20148 3	1	55
BV-DF8SB	7 88502 20235 0	1	55
BV-DP40	0 91162 00837 9	1	57
BV-HD40	0 91162 00831 7	1	56
BV-HD60	0 91162 00832 4	1	56
BV-HW45	0 91162 00834 8	1	56
BV-MPV5	0 91162 00833 1	1	56
BV-NVJ	0 91162 00839 3	5	57
BV-VB	0 91162 00835 5	1	57
BV-WV65	0 91162 00838 6	1	57
CDF402	7 88502 01460 1	1	43
CDF402CHV	7 88502 01497 7	1	44
CDF402US	7 88502 20150 6	24	44
CDF403	7 88502 01461 8	1	43
CDF403CHV	7 88502 01498 4	1	44
CDF403US	7 88502 20151 3	24	44
CDF404	7 88502 01462 5	1	43
CDF404CHV	7 88502 01499 1	1	44

Catalog number	UPC	Case qty.	Page no.
CDF404US	7 88502 20152 0	12	44
CDF406	7 88502 01463 2	1	43
CDF406CHV	7 88502 01501 1	1	44
CDF406US	7 88502 20153 7	6	44
CDF408	7 88502 01464 9	1	43
CDF408CHV	7 88502 01502 8	1	44
CDF408US	7 88502 20154 4	6	44
CDF410	7 88502 01465 6	1	43
CDF410CHV	7 88502 01503 5	1	44
CDF410US	7 88502 20155 1	4	44
CDF412	7 88502 01466 3	1	43
CDF412CHV	7 88502 01504 2	1	44
CDF412US	7 88502 20156 8	2	44
CDS24-10 WP	7 88502 00952 2	1	23
CDS24-12 WP	7 88502 00953 9	1	23
CDS24-20 WP	7 88502 00954 6	1	23
CL24	7 88502 20110 0	5	6
CLS-Shoe	7 88502 00830 3	2	6
CM10	0 91162 00026 7	24	45
CM15	0 91162 00028 1	24	45
CM20	0 91162 00029 8	16	45
CM22	0 91162 00030 4	18	45
CM25	0 91162 00031 1	18	45
CM30	0 91162 00032 8	12	45
CM34DR	0 91162 00038 0	6	45
CM40	0 91162 00033 5	9	45
CM50	0 91162 00034 2	9	45
CM60	0 91162 00035 9	6	45
CM80	0 91162 00036 6	6	45
CMS-1	7 88502 09040 7	6	60
D123S-SB	7 88502 01123 5	5	64
D15A-BE	7 88502 01131 0	10	63
D15AL-BE	7 88502 01132 7	10	63
D15S-BE	7 88502 01133 4	10	63
D15-SET	7 88502 01136 5	1	63
D16	7 88502 01174 7	5	63
D16L	7 88502 01175 4	5	63
D16S	7 88502 01173 0	5	63
D16-SET	7 88502 01135 8	1	63
D22A	7 88502 01111 2	5	64
D27AH-BE	7 88502 01151 8	1	64
D27AHL-BE	7 88502 01150 1	1	64
D29ASS-2	7 88502 01169 3	5	64
D29ASSL-2	7 88502 01170 9	5	64
D29SS-2	7 88502 01174 9	5	64
D29SSL-2	7 88502 01181 2	5	64
D39ASS-SB	7 88502 20334 0	5	62
D39ASSL-SB	7 88502 20336 4	5	62
D47	7 88502 01103 7	15	65
D48	7 88502 01104 4	10	65
D48A	0 91162 01100 3	10	65
D49	7 88502 01105 1	10	65
D50	7 88502 01108 2	10	66
D51A	7 88502 00046 8	10	66
D-BKAH	0 91162 00953 6	12	68
DBKAH-2B	0 11962 00982 6	10	68
D-BKPH	0 91162 00954 3	12	67
DBKPH Set	0 91162 00977 2	8	67
D-BKWH	0 91162 00955 0	12	68

Catalog number	UPC	Case qty.	Page no.
DBST	7 88502 20092 9	8	68
DHBC-12	0 91162 00930 7	4	34
DHBC-24	0 91162 00931 4	4	34
DHBC-36	0 91162 00932 1	4	34
DHCC-4	0 91162 00933 8	6	45
DHCC-6	0 91162 00934 5	6	45
D-SPC8	7 88502 00552 4	24	66
D-SPC11	7 88502 00553 1	18	66
D-SPS8	7 88502 00555 5	24	66
D-SPS11	7 88502 00556 2	18	66
DT 2400-12	7 88502 00816 7	1	1
DT 2400-24	7 88502 00817 4	1	1
DUO16-8	0 91162 00044 1	6	28
DUO30-8	0 91162 00045 8	6	28
DUO45-8	0 91162 00046 5	6	28
DUO65-8	0 91162 00047 2	6	28
DuoKlamp® Combo	0 91162 00061 8	1	28
EKT-55	0 91162 00679 5	6	36
EZ15-6	7 88502 20286 2	1	27
EZ30-6	7 88502 20287 9	1	27
EZS15-8	7 88502 20021 9	6	27
EZS30-8	7 88502 20022 6	6	27
EZS45-8	7 88502 20023 3	6	27
EZS60-8	7 88502 20024 0	6	27
EZS90-8	7 88502 20053 0	6	27
EZS Combo	7 88502 20063 9	1	27
FC24-8	7 88502 00990 4	5	48
GCS-CB	7 88502 20343 2	1	75
GCS-NCB	7 88502 20342 5	1	75
GS12-8K	7 88502 20090 5	10	8
GS16-12K	7 88502 20091 2	10	8
GS16K	7 88502 20070 7	10	8
GS20K	7 88502 20071 4	10	8
GS25K	7 88502 20072 1	10	8
GS30K	7 88502 20073 8	10	8
GS60K	7 88502 20075 2	5	8
GSCC2.506	0 91162 00959 8	4	33
GSCC2.512	0 91162 00960 4	4	33
GSCC2.518	0 91162 00961 1	6	33
GSCC2.524	0 91162 00962 8	4	33
GSCC2.530	0 91162 00963 5	6	33
GSCC2.536	0 91162 00964 2	4	33
GSCC3.506	0 91162 00965 9	6	33
GSCC3.506+2K	0 91162 00156 1	4	34
GSCC3.512	0 91162 00966 6	6	33
GSCC3.512+2K	0 91162 00157 8	4	34
GSCC3.518	0 91162 00967 3	6	33
GSCC3.518+2K	0 91162 00160 8	4	34
GSCC3.524	0 91162 00968 0	6	33
GSCC3.524+2K	0 91162 00158 5	4	34
GSCC3.530	0 91162 00963 5	4	33
GSCC3.530+2K	7 88502 20357 9	4	34
GSCC3.536	0 91162 00976 5	6	33
GSCC3.536+2K	0 91162 00159 2	4	34
GSCC4PK	0 91162 00161 5	1	34
GSCC5.012	0 91162 00972 7	6	33
GSCC5.018	0 91162 00973 4	6	33
GSCC5.024	0 91162 00974 1	6	33



Catalog number	UPC	Case qty.	Page no.
GSH12	7 88502 20225 1	10	7
GSH20	7 88502 20227 5	10	7
GSH30	7 88502 20229 9	10	7
GSH50	7 88502 20231 2	5	7
GSL30	7 88502 20078 3	5	8
GSL60	7 88502 20079 0	5	8
GSM20	7 88502 20089 9	5	8
GSM25	7 88502 20080 6	5	8
GSM30	7 88502 20081 3	5	8
GSM40	7 88502 20082 0	5	8
GSM50	7 88502 20083 7	5	8
GSM60	7 88502 20084 4	5	8
GSV300M	7 88502 20163 6	1	11
GTR12	7 88502 20268 8	1	26
GTR16B6	7 88502 20269 5	1	26
GTR16S6H	7 88502 20270 1	1	26
GTR30B6	7 88502 20271 8	1	26
HB-PNT	7 88502 14800 9	12	69
HH11B	7 88502 16476 4	1	74
HS-6	0 91162 008133	12	58
HS-8	0 91162 008140	6	58
HS-12	0 91162 00815 7	3	58
HT-14	7 88502 14720 0	12	69
HT-24	7 88502 14721 7	12	69
IBEAM24	7 88502 203 487	2	25
IBEAM30	7 88502 203 562	2	25
IBEAM36	7 88502 203 494	2	25
IBEAM48	7 88502 203 500	2	25
IBEAM60	7 88502 203 517	2	25
IBEAM72	7 88502 203 524	2	25
IBEAM84	7 88502 203 531	2	25
IBEAM96	7 88502 203 548	2	25
J18-8	7 88502 19030 5	10	5
JM-750	7 88502 18800 5	1	70
JM-1000	7 88502 18810 4	1	70
JM-1000-R	7 88502 18860 9	1	70
JM-1200	7 88502 18820 3	1	70
JM-1500	7 88502 18830 2	1	70
JM-2000	7 88502 18840 1	1	70
JM-2500	7 88502 18850 0	1	70
KBX20	0 91162 00810 2	12	18
KF2	0 91162 00104 2	1	36
KF4	0 91162 00105 9	1	36
KFP	0 91162 00107 3	1	58
KLI3.004	0 91162 00990 1	6	30
KLI3.008	0 91162 00991 8	6	30
KLI3.012	0 91162 00992 5	6	30
KLI3.016	7 88502 20131 5	6	30
KP	0 91162 00665 8	4	18
KR3.512	0 91162 00624 5	2	17
KR3.518	0 91162 00635 1	2	17
KR3.524	0 91162 00625 2	2	17
KR3.531	0 91162 00626 9	2	17
KR3.540	0 91162 00627 6	2	17
KR3.550	0 91162 00628 3	2	17
KR3.560	0 91162 00629 0	2	17
KR3.582	0 91162 00630 6	2	17
KR3.598	0 91162 00631 3	2	17
KR-AS	0 91162 00642 9	12	18

Catalog number	UPC	Case qty.	Page no.
KR-EC	0 91162 00663 4	24	18
KR-J2K	0 91162 00136 3	4	18
KR-JP	0 91162 00639 9	12	18
KR-RPP	0 91162 00641 2	48	18
KR-VO	0 91162 00650 4	12	18
KRJR-12	0 91162 00140 0	2	19
KRJR-18	0 91162 00141 7	2	19
KRJR-24	0 91162 00142 4	2	19
KRJR-36	0 91162 00143 1	2	19
KRJR-50	0 91162 00144 8	2	19
KRK2440	0 91162 00633 7	1 kit	17
KRK2450	0 91162 00634 4	1 kit	17
KRV-40	0 91162 00646 7	2	18
KRV-60	0 91162 00647 4	2	18
KRV-78	0 91162 00648 1	2	18
KRV-98	0 91162 00649 8	2	18
KRX2440	0 91162 00619 1	1 kit	17
KRX2450	0 91162 00620 7	1 kit	17
KT5-1CP	0 91162 00675 7	1	36
KT5-2	0 91162 00676 4	1	36
LC4	7 88502 20051 6	10	7
LC8	7 88502 20004 2	10	7
LC12	7 88502 20006 6	10	7
LC20	7 88502 20007 3	5	7
LC31	7 88502 20130 8	5	7
LHS10	0 91162 008171	3	58
LM-06	7 88502 14700 2	12	69
LM-12	7 88502 14701 9	12	69
LM-24	7 88502 14702 6	12	69
LM-48	7 88502 14703 3	12	69
LM2.004	0 91162 01300 7	12	23
LM2.006	0 91162 01301 4	10	23
LM2.008	0 91162 01302 1	10	23
LM2.012	0 91162 01303 8	10	23
LM3.006	0 91162 01304 5	10	23
LM3.012	0 91162 01306 9	10	23
LM3.024	0 91162 01317 5	10	23
LMU2.004	0 91162 01324 3	24	23
LMU2.006	0 91162 01325 0	24	23
LMU2.008	0 91162 01326 7	24	23
LS-16	7 88502 14730 9	12	69
LS-128	7 88502 14731 6	2	69
MCL8	7 88502 20111 7	1	47
MGC-1	7 88502 09050 6	4	60
MGC-2	7 88502 09060 5	4	60
MMS-4	7 88502 00998 0	10	3
MMS-8	7 88502 00999 7	6	3
MMS-12	7 88502 00996 6	10	3
MP-PV/PVH/SVH	7 88502 20332 6	1	72
MPU-1	7 88502 09088 9	1	60
MS-1	7 88502 09082 7	25	60
MSP-24	7 88502 09080 3	1	60
MW-1	7 88502 09070 4	1	60
OPT4	7 85401 40128 0	4	70
OPT20	7 85401 40640 7	1	70
OPT114	7 85401 40004 7	24	70
OPT205	7 85401 47040 8	1	70
OPT455	7 85401 40016 0	12	70
PC12-2	7 88502 20288 6	4	37

Catalog number	UPC	Case qty.	Page no.
PC12-2-PADS	7 88502 20344 9	6	37
PC34-2	7 88502 20289 3	4	37
PC34-2-PADS	7 88502 20345 6	6	37
PC34-DR	0 91162 00039 7	12	37
PC34-DR-PADS	7 88502 203 586	1	37
PG12	0 91162 02101 9	5	29
PG24	0 91162 02102 6	5	29
PS55	0 91162 02020 3	1	39
PS130	0 91162 00099 1	1	39
PV ¼	7 88502 20319 7	1	72
PV ⅜	7 88502 20320 3	1	72
PV ½	7 88502 20321 0	1	72
PV ⅝	7 88502 20322 7	1	72
PV 1 ⅙	7 88502 20323 4	1	72
PV2412	7 88502 20316 6	1	71
PVA	0 91162 01900 9	6	40
PVH ¼	7 88502 20324 1	1	72
PVH ⅜	7 88502 20325 8	1	72
PVH ½	7 88502 20326 5	1	72
PVH ⅝	7 88502 20327 2	1	72
PVH 1 ⅙	7 88502 20328 9	1	72
PVH3813	7 88502 20317 3	1	71
PVZ65	0 91162 01910 8	5	40
PZ4.012	7 88502 20119 3	10	31
PZ4.024	7 88502 20120 9	5	31
PZ4.036	7 88502 20134 6	5	31
PZ6.012	7 88502 20121 6	10	31
PZ6.024	7 88502 20122 3	5	31
PZ6.036	7 88502 20135 3	5	31
QRCC3	0 91162 00944 4	6	45
QRCC4	0 91162 00945 1	6	45
QRCC6	0 91162 00952 9	6	45
RSC-8	7 88502 00700 9	10	6
RSC-12	7 88502 00701 6	2	6
RSC-18	7 88502 00702 3	5	6
RSC-24	7 88502 00703 0	5	6
RT4	7 85401 30128 3	24	70
RT20	7 85401 30640 0	1	70
RT114	7 85401 30004 0	4	70
RT205	7 85401 37040 1	12	70
RT455	7 85401 30016 3	1	70
S-10	0 91162 05501 4	6	58
SC ¾	7 88502 16256 2	1	74
SC 1 ¼	7 88502 16257 9	1	74
SC 2	7 88502 16258 6	1	74
SC 110D	7 88502 16201 2	1	73
SC 110V	7 88502 16200 5	1	73
SC 220V	7 88502 16202 9	1	73
SC on/off	7 88502 16290 6	1	74
SCRB	7 88502 16250 0	1	74
SG4	0 91162 15200 6	10	10
SG8	0 91162 05201 3	10	10
SG5-DR	7 88502 05213 9	10	10
SG24-PC	7 88502 05216 0	10	10
SG30VAD	7 88502 00545 6	6	6
SGL-8	7 88502 29470 6	5	4
SGL-12	7 88502 29474 4	5	4
SGL-18	7 88502 29478 2	5	4
SGL-24	7 88502 29480 5	5	4

Index

Catalog number	UPC	Case qty.	Page no.
SQ-4	7 88502 01350 5	10	4
SQ-8	7 88502 01360 4	5	4
SQ-12	7 88502 01370 3	5	4
SQ-16	7 88502 01371 0	5	4
SQ-20	7 88502 01375 8	5	4
SQ-24	7 88502 01372 7	5	4
SLV40M	7 88502 20251 0	1	11
SLV100M	7 88502 20160 5	1	11
SLV150M	7 88502 20161 2	1	11
SLV200M	7 88502 20162 9	1	11
STB-12	7 88502 19060 2	1	4
STB-18	7 88502 19062 6	1	4
STB-24	7 88502 19061 9	1	4
STB-36	7 88502 19066 4	1	4
STC-HA20	7 88502 20143 8	6	15
STC-HH20	0 91162 14003 1	5	14
STC-HH50	0 91162 14000 0	5	14
STC-HH70	0 91162 14001 7	5	14
STC-HV20	7 88502 20142 1	6	15
STC-IHA15	7 88502 20145 2	6	16
STC-IHH15	0 91162 14006 2	5	16
STC-IHH25	0 91162 14002 4	5	16
STC-VH20	7 88502 20233 6	6	13
STC-VH50	7 88502 20234 3	6	13
SVH $\frac{9}{16}$	7 88502 20329 6	1	72
SVH $1 \frac{3}{16}$	7 88502 20330 2	1	72
SVH $2 \frac{3}{16}$	7 88502 20331 9	1	72
SVH400	0 91162 02012 8	1	40
SVH400XL	0 91162 02014 2	5	40
SVH5223	7 88502 20318 0	1	71
TB100	7 88502 20123 0	1	25
TB150	7 88502 20124 7	1	25
TB250	7 88502 20125 4	1	25
TC4.008	0 91162 00777 8	10	22
TC4.512	0 91162 00780 8	10	22
TC5.512	0 91162 00783 9	5	22
TC7.016	0 91162 00785 3	5	22
TC014-01G	7 85401 50128 7	4	69
TC014-05G	7 85401 50640 4	1	69
TC016-01G	7 85401 60128 4	4	69
TC016-05G	7 85401 60640 1	1	69
TG3.006+TB	7 88502 20115 5	10	23
TG4.008	0 91162 00704 4	10	21
TG4.008+2K	0 91162 00906 2	10	21
TG4.008+TB	7 88502 20116 2	10	23
TG4.012	0 91162 00751 8	3	21
TG4.012+2K	0 91162 00907 9	10	21
TG4.016	0 91162 00752 5	10	21
TG4.016+2K	0 91162 00908 6	10	21
TG4.024	0 91162 00753 2	3	21
TG4.024+2K	0 91162 00909 3	10	21
TG4.510+TB	7 88502 20117 9	10	23
TG4.512	0 91162 00703 7	10	22
TG4.512+2K	0 91162 00910 9	10	22
TG4.516+TB	7 88502 20132 2	10	23
TG4.518	0 91162 00754 9	10	22
TG4.518+2K	0 91162 00911 6	10	22
TG4.524	0 91162 00757 0	5	22
TG4.524+2K	0 91162 00912 3	5	22

Catalog number	UPC	Case qty.	Page no.
TG4.524+TB	7 88502 20133 9	5	23
TG4.530	0 91162 00758 7	5	22
TG4.530+2K	0 91162 00913 0	5	22
TG4.540	0 91162 00759 4	3	22
TG4.540+2K	0 91162 00914 7	5	22
TG5.512	0 91162 00706 8	10	22
TG5.512+2K	0 91162 00915 4	10	22
TG5.512+TB	7 88502 20118 6	10	23
TG5.518	0 91162 00760 0	5	22
TG5.518+2K	0 91162 00916 1	5	22
TG5.524	0 91162 00763 1	5	22
TG5.524+2K	0 91162 00917 8	5	22
TG7.016	0 91162 00707 5	5	22
TG7.016+2K	0 91162 00920 8	5	22
TG7.024	0 91162 00767 9	1	22
TG7.024+2K	0 91162 00921 5	1	22
TG7.048	0 91162 00770 9	1	22
TG7.048+2K	0 91162 00924 6	1	22
TGJ2.506	0 91162 00601 6	5	21
TGJ2.506+2K	0 91162 00900 0	5	21
TGJ2.512	0 91162 00602 3	5	21
TGJ2.512+2K	0 91162 00901 7	5	21
TGJ2.518	0 91162 00603 0	5	21
TGJ2.518+2K	0 91162 00902 4	5	21
TGJ2.524	0 91162 00604 7	5	21
TGJ2.524+2K	0 91162 00903 1	5	21
TGJ2.530	0 91162 00605 4	5	21
TGJ2.530+2K	0 91162 00904 8	5	21
TGJ2.536	0 91162 00606 1	5	21
TGJ2.536+2K	0 91162 00905 5	5	21
TGK4.516+2K	0 91162 00925 3	5	22
TGK4.524+2K	0 91162 00926 0	5	22
TGK4.540+2K	0 91162 00927 7	5	22
TGK4.550+2K	0 91162 00928 4	1	22
TGK4.579+2K	0 91162 00929 1	1	22
TK-6	0 91162 05502 1	1 pair	18,38,58
TPM	7 88502 20158 2	1	58
TPL	7 88502 20159 9	1	58
TW16-20-10-2K	7 88502 20276 3	1	50
TW16-20-10H	7 88502 20272 5	1	50
TW16-20-10K	7 88502 20274 9	1	50
TW16A-STC	7 88502 20280 0	1	51
TW16AW19	7 88502 20337 1	1	32
TW16AW20	7 88502 20366 1	1	32
TW16AW25	7 88502 23067 8	1	32
TW16AW30	7 88502 23068 5	1	32
TW16VAD	7 88502 20279 4	1	51
TW16X	7 88502 20285 5	1	52
TW28-30-12-2K	7 88502 20211 4	1	50
TW28-30-14-2K	7 88502 20212 1	1	50
TW28-30-12H	7 88502 20215 2	1	50
TW28-30-14H	7 88502 20216 9	1	50
TW28-30-12K	7 88502 20213 8	1	50
TW28-30-14K	7 88502 20214 5	1	50
TW28A-STC	7 88502 20222 0	1	51
TW28AV	7 88502 20278 7	1	52
TW28GRS30-12	7 88502 20210 7	1	51
TW28H0	7 88502 20224 4	1	52
TW28VAD	7 88502 20220 6	2	51

Catalog number	UPC	Case qty.	Page no.
TW28X	7 88502 20223 7	1	52
TWM28-30-12	7 88502 20209 1	1	51
TWV16-20-15-2K	7 88502 20277 0	1	49
TWV16-20-15H	7 88502 20273 2	1	49
TWV16-20-15K	7 88502 20275 6	1	49
TWV28-30-17-2K	7 88502 20217 6	1	49
TWV28-30-17H	7 88502 20219 0	1	49
TWV28-30-17K	7 88502 20218 3	1	49
TWVAD	7 88502 20221 3	2	51
UK3.006	0 91162 00668 9	6	19
UK3.012	0 91162 00669 6	6	19
UK3.024	0 91162 00671 9	6	19
VAC-6	0 91162 00570 5	5	35
VAD	7 88502 00730 6	1	2,12
VAS-23+2K	0 91162 001554	2	35
WMS-1	7 88502 09000 1	10	59
WMS-3	7 88502 09020 9	15	59
WMS-4	7 88502 09025 4	6	59
WMS-5	7 88502 09027 8	10	59
WMS-6	7 88502 09028 4	10	59
WMS-7	7 88502 00029 1	15	59
WS-1	0 91162 00040 3	2	38
WS-3+2K	0 91162 00154 7	3	38
WS-6	0 91162 00502 6	4	38
WSM-9	7 88502 00840 2	1	9
WSM-12	7 88502 00841 9	1	9
WVS-4	7 88502 00836 5	1	9
XC-14PC	0 91162 00939 0	4	42
XC1	0 91162 00054 0	96	41
XC1-2	0 91162 00090 8	72	42
XC2	0 91162 00050 2	10	41
XC2-2	0 91162 00091 5	48	42
XC3	0 91162 00051 9	10	41
XC5	0 91162 00052 6	10	41
XC5-2	0 91162 00062 5	48	42
XC7	0 91162 00053 3	10	41
XC7-2	0 91162 00092 2	16	42
XCL2	0 91162 00068 7	12	41
XCL2-Set	0 91162 00069 4	24	41
XCL5	0 91162 00070 0	8	41
XCR-4PC	0 91162 00937 6	6	42
XCRU3	0 91162 00058 8	12	42
XCRU5	0 91162 00059 5	12	42
XM3	0 91162 01001 3	48	42
XM3-B	0 91162 01017 4	48	42
XM3-NPT	0 11962 01013 6	48	42
XM5	0 91162 01002 0	24	42
XM5-B	0 91162 01018 1	24	42
XM5-NPT	0 11962 01014 3	24	42
XM7	0 91162 01003 7	6	42
XM7-B	0 91162 01019 8	8	42
XM7-NPT	0 91162 01015 0	6	42
XM10	0 91162 01004 4	6	42
XM10-NPT	7 88502 20359 3	6	42
XV3-50	0 91162 00048 9	10	41
XV5-100	0 91162 00049 6	6	41
XV5-170	0 91162 00073 1	12	41

Social media

We're interactive.

- 1 Like us on Facebook to receive product announcements, contest alerts and more;
- 2 Follow us on Twitter for the most up-to-the-minute videos and product reviews;
- 3 View our extensive YouTube catalog of product and how-to videos to make your next job faster, safer, simply better.



CONNECT WITH BESSEY

Join us on...

- facebook.com/BesseyToolsNorthAmerica
- instagram.com/besseytools_na
- twitter.com/BesseyTools
- youtube.com/user/BesseyTools
- besseytools.com

Sign up to receive news & exclusive offers at info@besseytools.com

Customer service

We're experienced.

- 1 Our customer service department has over 50 years of combined experience meeting the needs of our customers whether they are distributors or end-users;
- 2 We're here to answer the phone, listen to your concerns, deal with any problems and be helpful in any way possible. We're courteous, knowledgeable and will go the extra step;
- 3 If we can't help, we'll find you someone who can.



Fill rate

We're efficient.

- 1 48 hour shipping policy – normal is 24 hours;
- 2 98.7% order fill rate;
- 3 Special Order items available.



Best practices

We're here to help.

- 1 Use the right tool for the job – never use a clamp to lift, or use a cheater bar on a handle, or use pliers instead of a proper wrench – these mistakes can lead to accidents and injuries;
- 2 Use tools as recommended by the manufacturer – ie. never use cheaters on handles (this exerts greater force on the tool than it was designed for and is likely to cause breakage and possible injury).
- 3 Remove damaged or broken tools from service – clamps with broken pads, bent handles, corroded pads, snips with notched blades, bent clamps, damaged spindles etc. are unsafe and should be removed from service and either repaired or destroyed.





1 BESSEY® General Cautions & Warnings

PRICING: Retail prices of our products can change at any time as they are impacted by a wide range of business factors (including transportation, staffing, local/regional taxes and other overhead expenses). Your distributor incurs these expenses in doing business in your community.

PRODUCT INFORMATION: BESSEY® Tools North America reserves the right to alter technical and physical specifications at any time. Some product specifications may vary from region to region to meet the requirements of the international marketplace. Errors and omissions excepted, BESSEY® believes that to the best of its knowledge the product illustrations and descriptions provided in the current BESSEY® catalog are accurate. However, such descriptions and illustrations are for the sole purpose of identification, and do not express or imply any warranty or condition that the products are merchantable or fit for a particular purpose or that the products will necessarily conform to the illustrations or descriptions. Our images include application shots which may include accessories and products not included with the product listed. The customer is solely responsible for reliance on, or use of, any information, and for the use or application of any product. BESSEY® expressly disclaims any liability for direct, indirect, consequential or incidental damages in all events. In addition, all claims for damages, losses and causes of action shall be limited to the purchase price paid for the products in question. Note: "Clamping Force" is an estimation (nominal info.)

CAUTION: Clamping tools are not suitable for lifting, pulling or transporting. Improper use may lead to personal injuries or material damages. Clamping tools should only be clamped manually and without the use of any auxiliary tools or other devices. Please also see website for further information. Unless otherwise noted, clamping force ratings are generally presented as nominal figures for use in everyday situations and do not represent load limits, nor should they be construed as precise figures.

CAUTION: Cutting Technology

Always wear appropriate protection including goggles and gloves while working. Sheared parts may injure workers and bystanders. Disconnect the power supply while working on electrical devices to avoid the risk of electric shock. Always ensure the cutting direction while using snips, knives and cutters is away from your body. Only use original replacement parts whenever required. Tools should only be used manually without using any auxiliary tools. Improper use may lead to personal injuries, material damages, personal injuries or even death. Please also see website for further information.

2 BESSEY® Terms and Conditions - Distributor

PRICING: All prices, sizes and product specifications are subject to change without notice. Orders accepted only at price in effect at date of shipment.

QUOTATIONS: Quotations expire thirty days from date issued unless otherwise specified in writing.

FREIGHT TERMS: All prices are F.O.B. (BESSEY®). Prepaid shipping is based on minimum invoice values and, are subject to change without notice. Please contact BESSEY® Tools North America for this information. All prepaid orders are shipped by ground transportation and using a provider of BESSEY®'s choice. If customers request another carrier, or another method of delivery, they must provide their own billing information in advance. Shipping errors must be reported within 10 days of product receipt.

TERMS OF PAYMENT: All orders are subject to BESSEY®'s credit approval and are due and payable thirty days (net) from the shipment date. Past due accounts are subject to interest at 1.5% per month (18% per annum).

RETURN GOODS: Products returned for credit will not be accepted. Goods are not returnable unless permission has previously been received in writing from our office. Returned goods are subject to the following conditions:

1. Incoming transportation charges, if not prepaid, will be deducted from credit memorandum.
2. All material returned must be found by BESSEY®, upon arrival, to be in first class saleable condition. If not, the cost of putting it in such condition will be deducted from any credit memorandum.
3. A restocking charge of 20% plus an additional 2% per each month elapsed since date of purchase, of the original invoice cost, will be deducted from any credit memorandum.
4. Products returned must be current products in the BESSEY® product offering.

3 BESSEY® Tools North America Warranty Policy

BESSEY® brand clamping products are warranted under a Limited Lifetime program. We warranty that the products will be free from defects in material and workmanship for the life of the tool or we will replace, refund or repair it; provided that this warranty does not cover any damage caused by abuse, misuse, improper handling, negligence, alteration or normal wear and tear. Other tools including but not limited to snips, c-clamps, some specialty clamps, magnets, vises, bearing heaters and pyrometers are guaranteed for 1 year. For all products, BESSEY® Tools North America reserves the right to refuse either a repair or a replacement.

BESSEY® Tools North America makes no other warranties, express or implied, with respect to the tools or their suitability for specific applications. BESSEY® Tools North America neither assumes, nor authorizes any person to assume for it, any other warranty, or obligation express or implied. For a more detailed listing of Terms, Conditions and Warranty please contact BESSEY® Tools North America direct and toll-free at 1.800.828.1004.

BESSEY® Tools North America will, at its sole discretion, define if a product submitted for warranty evaluation is eligible for a warranty return and then, if eligible, offer to repair, refund or replace any defective product. To initiate such a claim, please call and request a return authorization number then, return all parts of the broken tool(s) plus a written warranty evaluation request (with contact information) in a freight prepaid format to BESSEY® Tools North America.

This warranty gives you specific legal rights. Please note: you may also have other rights, which could vary depending upon state, federal and provincial law.

For more information, email info@besseytools.com or call 1-800-828-1004.

4 BESSEY® Return Procedures

RETURN GOODS – Purchased direct from a Tool Distributor: Please initiate returns of any sort with the distributor where the tool was purchased.

RETURN GOODS – Purchased direct from BESSEY®: Products purchased directly from BESSEY® which are returned for credit (only permitted if incorrectly shipped or if the product is found to be defective upon receipt), warranty or repair will not be accepted unless permission has previously been received in writing from our office. Please contact BESSEY® at info@besseytools.com to initiate a return. You may be asked for invoice numbers, packing slips or proof of delivery; please have this information ready.

Returned goods are subject to the following conditions:

1. Incoming transportation charges, if not prepaid, will be deducted from credit memorandum.
2. All material returned must be found by BESSEY®, upon arrival, to be in first class saleable condition. If not, the cost of putting it in such condition will be deducted from any credit memorandum.
3. A restocking charge of 20% plus an additional 2% per each month elapsed since date of purchase, of the original invoice cost, will be deducted from any credit memorandum.
4. Products returned must be current products in the BESSEY® product offering

5 Calprop Statement (North America)

Proposition 65 (formally titled "The Safe Drinking Water and Toxic Enforcement Act of 1986") is a California law that has been in effect since 1986 to promote clean drinking water and keep toxic substances that cause cancer and birth defects out of consumer products. It is administered by Cal/EPA's California Office of Environmental Health Hazard Assessment (OEHHA). Proposition 65 regulates substances listed by California as causing cancer or birth defects or other reproductive harm in two ways. The first regulatory arm of Proposition 65 prohibits businesses from knowingly discharging listed substances into drinking water sources, or onto land where the substances can pass into drinking water sources. The second regulatory arm of Proposition 65 prohibits businesses from knowingly exposing individuals to listed substances without providing a clear and reasonable warning.

BESSEY® branded products do not, to the best of our knowledge, expose individuals to harmful substances as listed by the Cal Prop 65 Legislation.

6 BESSEY® History of James Morton

In 1985, BESSEY & Sohn appointed James Morton and American Clamping as exclusive distributor in North America. After nearly 20 years of successful business in North America the distributorship was purchased in 2003 by BESSEY® replacing the James Morton Inc. and American Clamping Corporation with a strategic BESSEY® operation.



7 BESSEY® Downloads at www.besseytools.com

Sales Sheets

Produced over the years and continuously updated the BESSEY® sales sheets are a great snapshot of the tool, how it works and its vital statistics. Available as a PDF for easy downloads.



Catalog Images

Looking for an image to put into catalogs, articles or reference for working drawings in the field? Contact us at info@besseytools.com



BESSEY® Presentations

Catalogs
Videos



BESSEY® Catalog


Clamping and cutting technology, July 1 2017 / 2018



Simply better.




Join us on...


 facebook.com/BesseyToolsNorthAmerica

 instagram.com/BesseyTools_NA

 twitter.com/BesseyTools

 youtube.com/user/BesseyTools

 besseytools.com

 Sign up to receive our e-newsletter at info@besseytools.com



BESSEY® Tools North America
1-800-828-1004 · Fax (519) 621-3442

MKTG1028 - rev-06-2017