

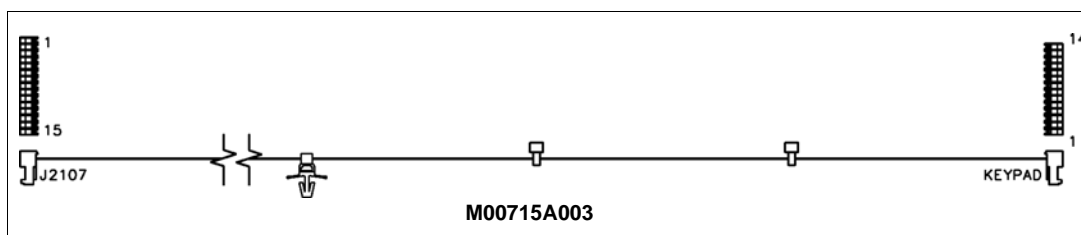
6 – Cable Assemblies (Encore 500/550/S/Ultra-Hi)

Note: For cable block diagrams, refer to MDE-3804 Encore and Eclipse Start-up/Service Manual.

Alpha Numeric

Item #	Cable Description	Current Part	Previous Part	Where Used
1	Customer Keypad Cable	M00715A003	-	B
Where Used Key: A. Encore 500 only B. Encore 500 Ultra-Hi only C. Both (Encore 500 and Encore 500 Ultra-Hi)				

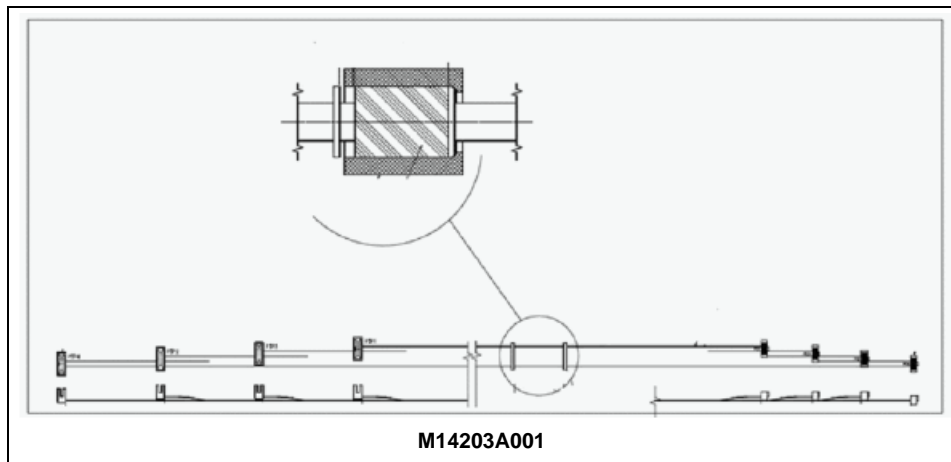
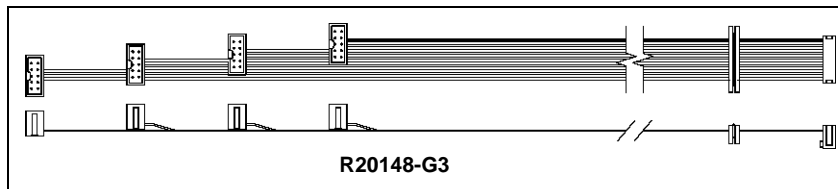
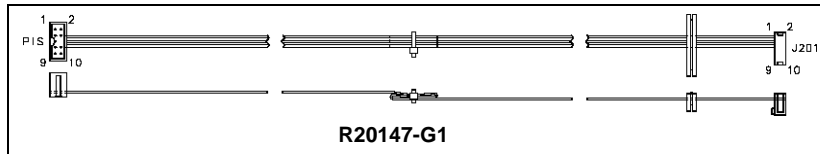

Alpha Numeric Cable Illustration



Automatic Temperature Compensation (ATC) Option

Item #	Cable Description	Current Part	Previous Part	Where Used
1	LON BUS Cable (for illustration, refer to "LON BUS Cables" on page 6-24)	M00489A007	M00489A001 M02235A001	C
		M00489AXXX	M00489A003 M02235A003	C
2	Power Data Cable	R20128-G2	-	B
3	I.S. Barrier Cable	R20147-G1	-	B
4	T-meter/Meter Probe Cable	R20148-G3	-	B
5	Assembly, Conduit and Cable ATC/T-meter Probe	M14203A001	-	A
Where Used Key: A. Encore 500 only B. Encore 500 Ultra-Hi only C. Both (Encore 500 and Encore 500 Ultra-Hi)				

ATC Cable Illustrations



2D Imager

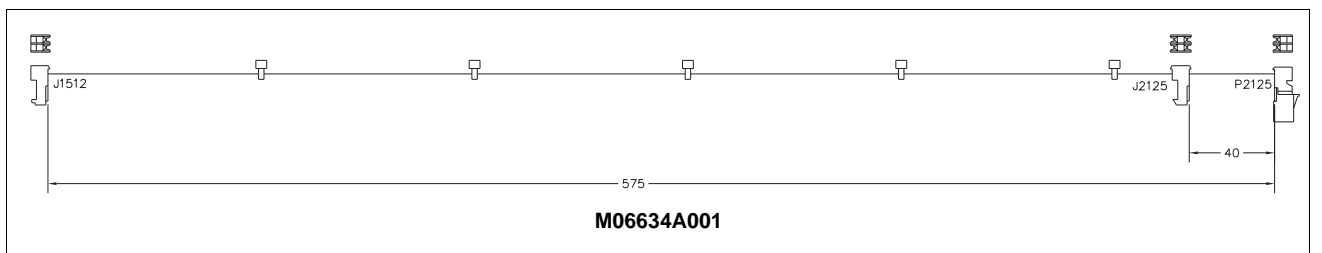
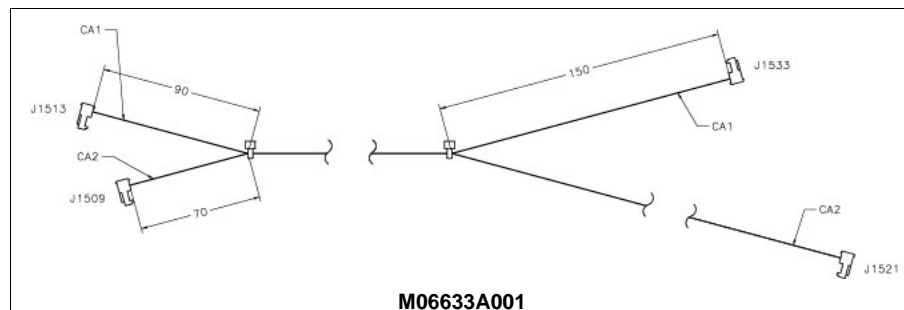
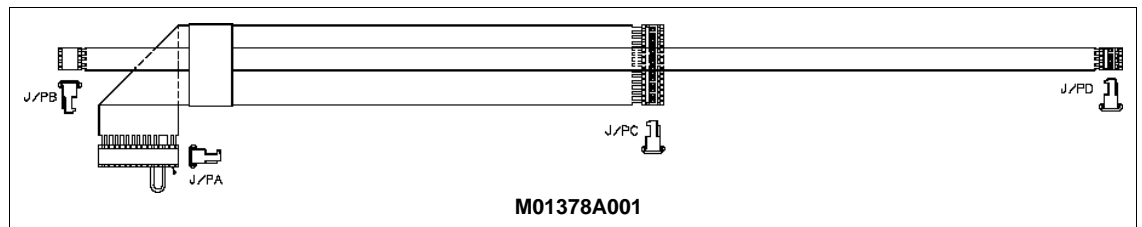
Item #	Cable Description	Current Part	Previous Part	Where Used
1	Imager, 2D	M16110B001	-	-

Barcode Scanner Option

Item #	Cable Description	Current Part	Previous Part	Where Used
1	LON BUS (refer to "LON BUS Cables" on page 6-24)	M00489AXXX	M00489A005	C, D
2	Scanner Assembly, Cable	M01378A001	-	C
3	Barcode Scanner RS-232 Data and Light Control Cable	M06633A001	-	D
4	Barcode Scanner Interface Power Cable	M06634A001	-	D

Where Used Key:
A. Encore 500 only
B. Encore 500 Ultra-Hi only
C. Both (Encore 500 and Encore 500 Ultra-Hi)
D. Encore S Series

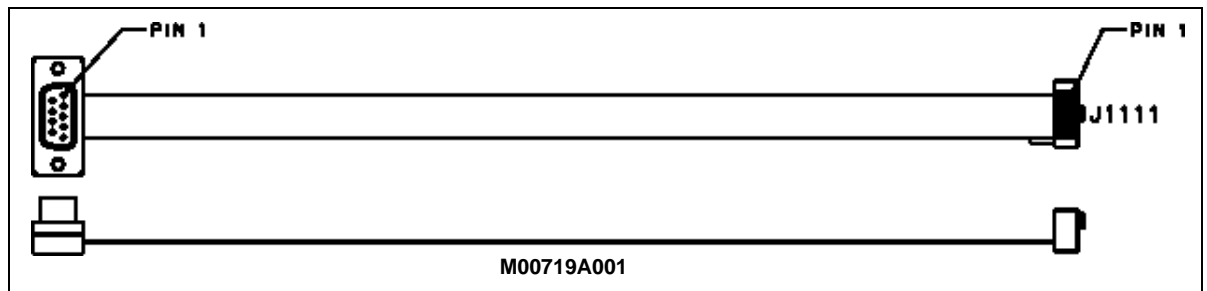
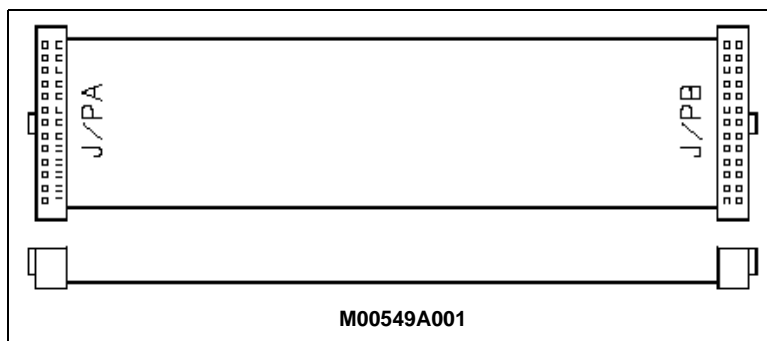
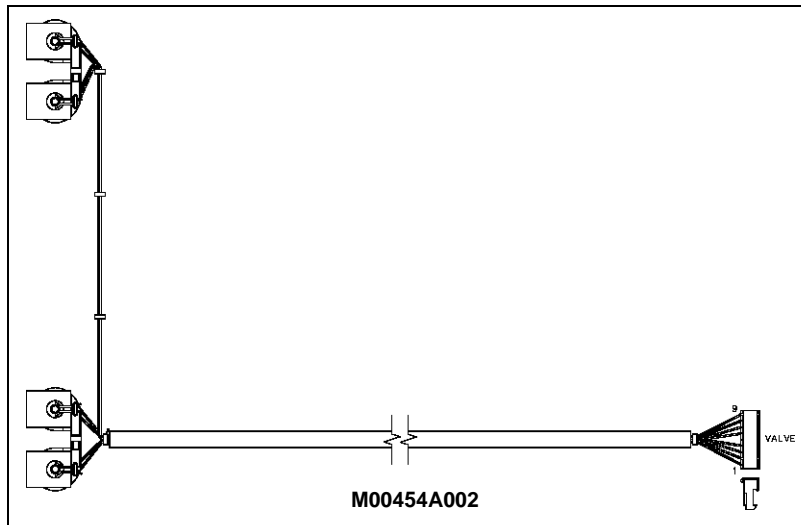
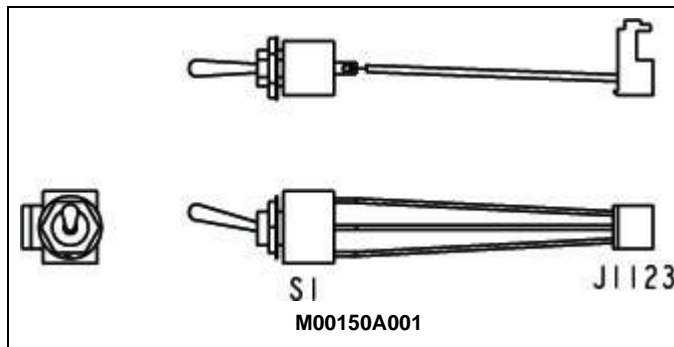
Barcode Scanner Cable Illustrations

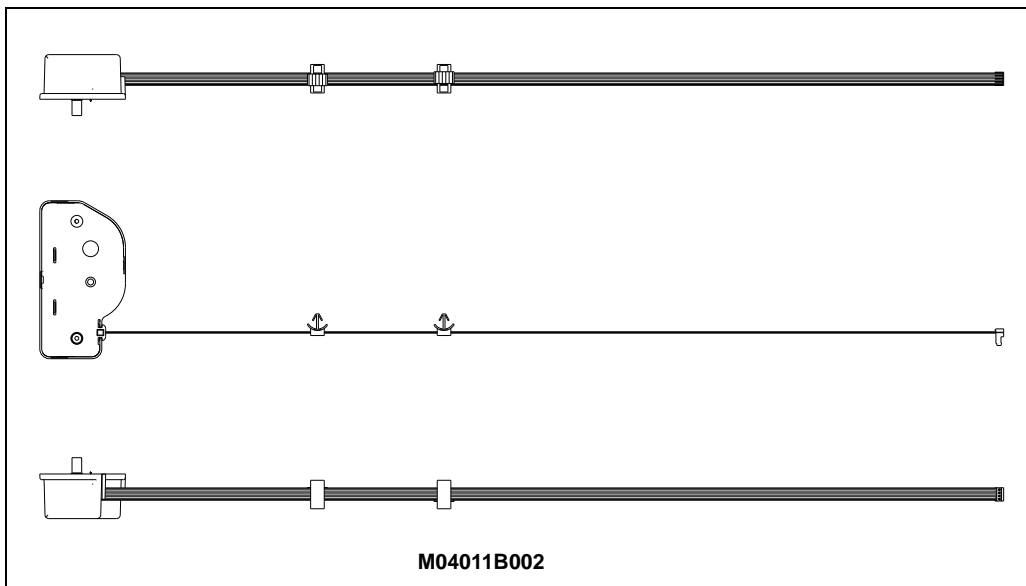
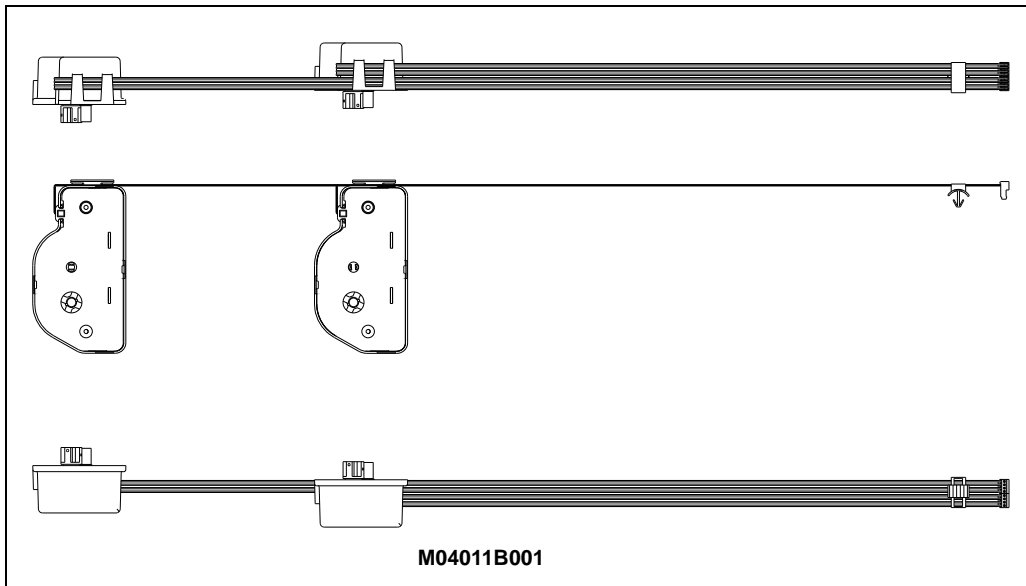
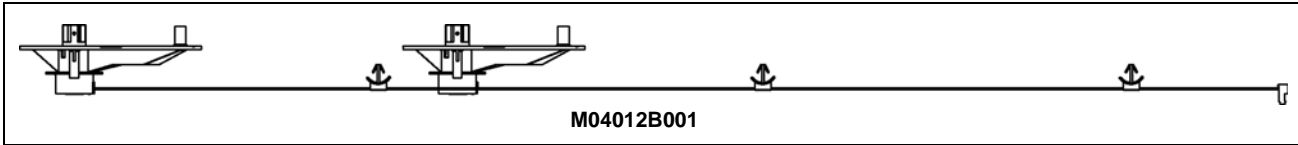
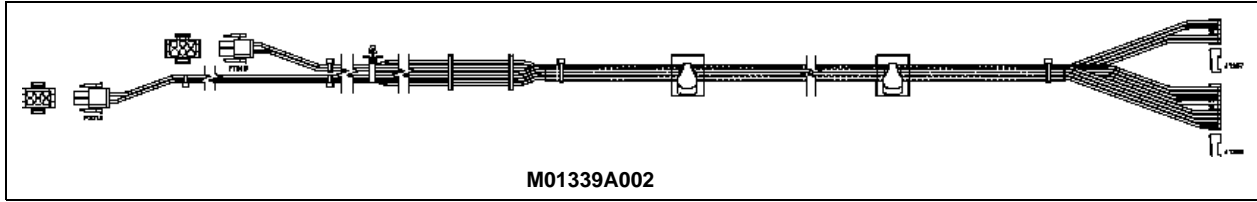


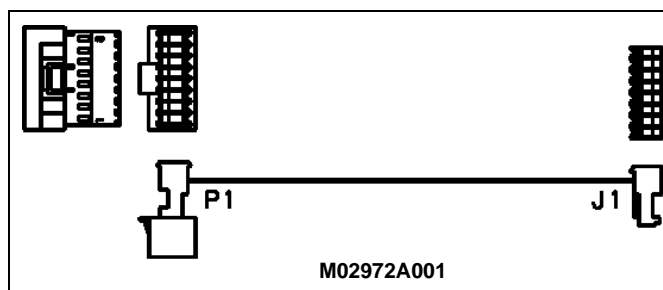
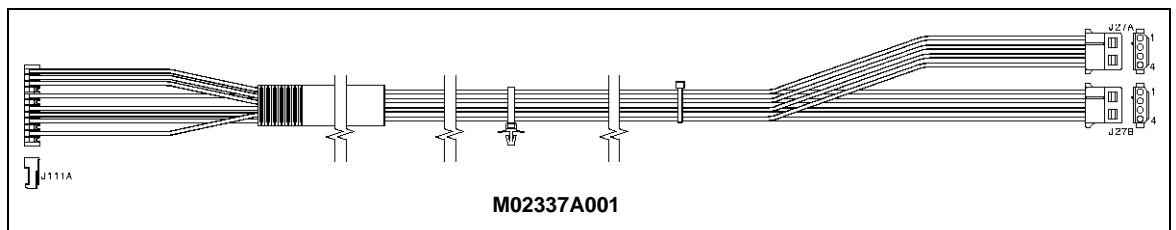
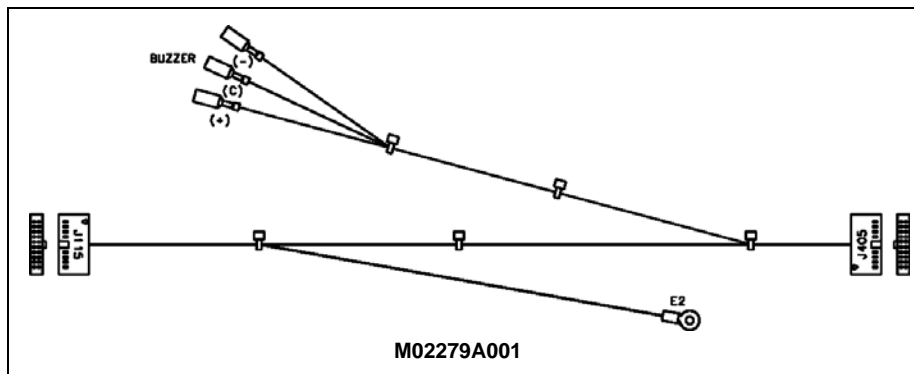
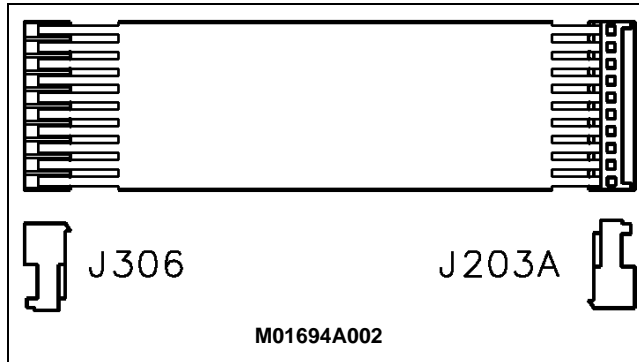
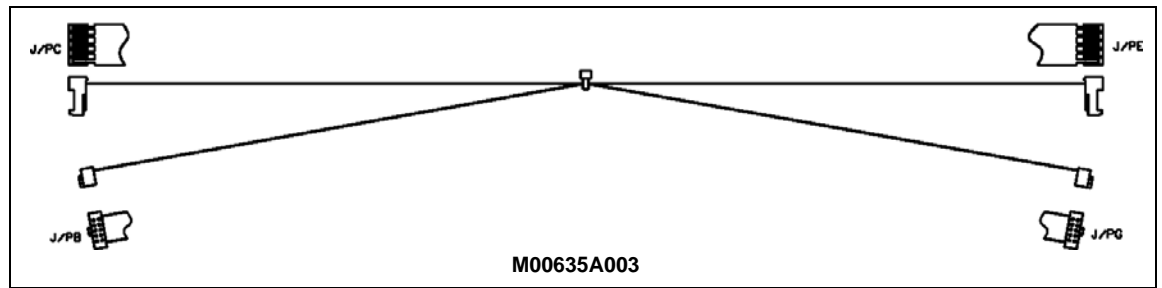
Base Electronics (Before November 2004)

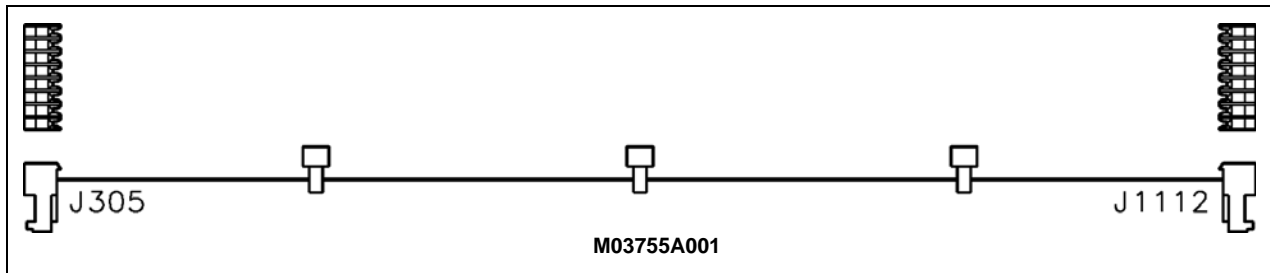
Item #	Cable Description	Current Part	Previous Part	Where Used
1	E-CAL Switch Cable	M00150A001	-	C
2	LON BUS Cable (refer to "LON BUS Cables" on page 6-24)	-	-	C
3	Digital Valve Coil and Cable Assembly (Out of Production with Proportional Valve April 28, 2003)	M00454A002	M00454A001	A
4	Pump Control to Valve Cable	M00549A001	-	C
5	Serial Programming Cable	M00719A001	-	C
6	6-hose Conduit and Cable Assembly	M01339A002	M01339A001	A
7	Pulser Assembly with Cable <i>Notes:</i> 1. Cable cannot be ordered individually, part of the pulser assembly. 2. M04012B001 replaces T18350-G6 and is backward compatible with the old pulser and vice versa. 3. Reverse flow detection.	M04012B001	M02651A001	A
4	Pulser and Cable Assembly (see note 1) (Note: T18350-G6 is used with proportional valve.)	M04011B001	T18350-G6	A
5	Pulser Assembly (see notes 2 and 3)	M04011B002	-	-
6	Power Two-wire STP Cable	M00635A003	-	B
7	Controller/Valve 6-hose Blender Cable	M01694A002	-	A
8	Main DC Cable	M02279A001	-	B
9	Pulser Cable Assembly	M02337A001	-	B
10	Valve Coil Assembly (for illustrations, refer to "Valve Coil Assembly" on page 12-6)	M02958A001	-	A
11	Pulser Reverse Cable for Extended Reach	M02972A001	-	A
12	Ultra-Hi Pulser Cable	M03755A001	-	B
Not Shown				
-	LON Bypass SM Plug	M00801A001	-	A
<p>Where Used Key: A. Encore 500 only B. Encore 500 Ultra-Hi only C. Both (Encore 500 and Encore 500 Ultra-Hi)</p> <p>Notes: 1. M00453A001 Pulser and Cable Assembly is obsolete and there is no replacement. 2. M04011B002 Pulser (manufactured before 2004) is no longer used on Encore units except for service of Encore 300 units with Digital Valves. 3. M04011B002 and T18350-G6 are not interchangeable.</p>				

Base Electronics Cable Illustrations





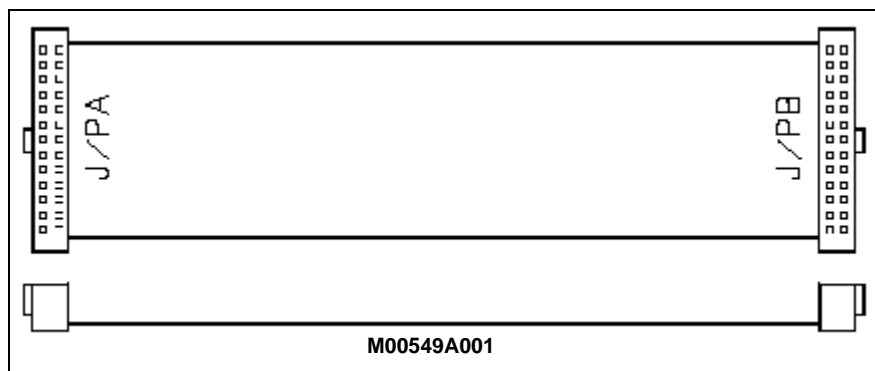
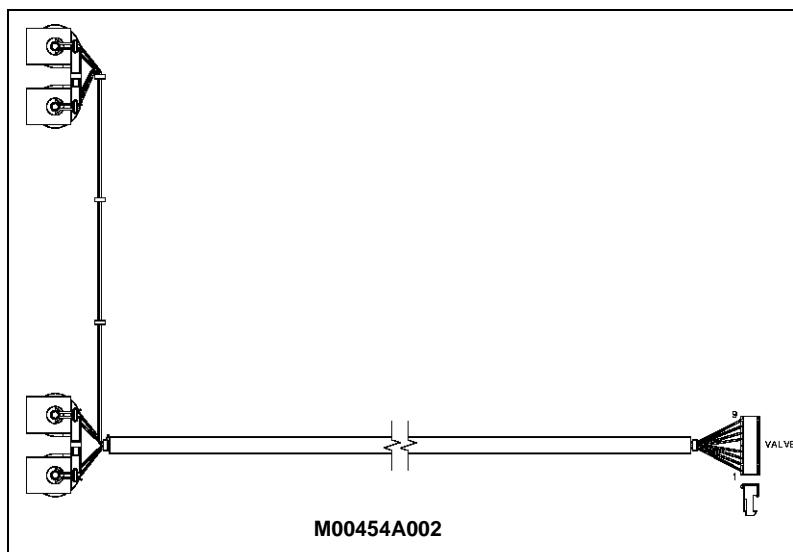
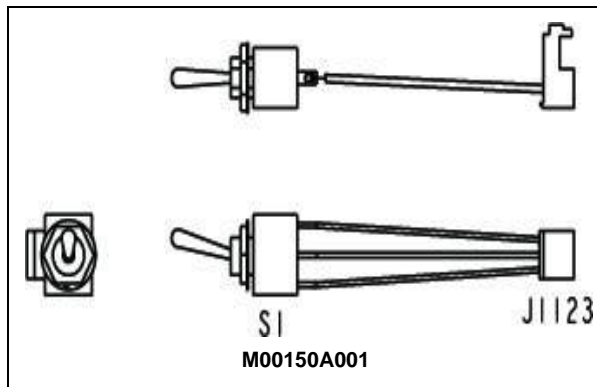


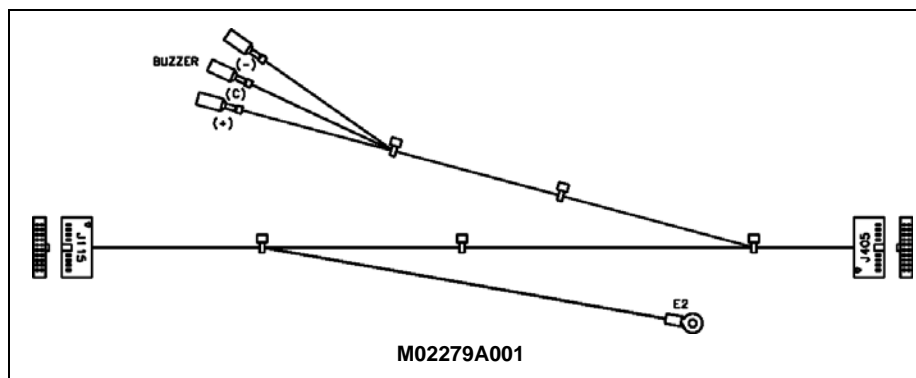
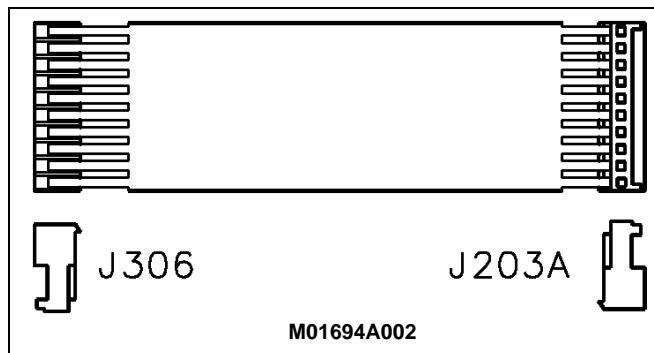

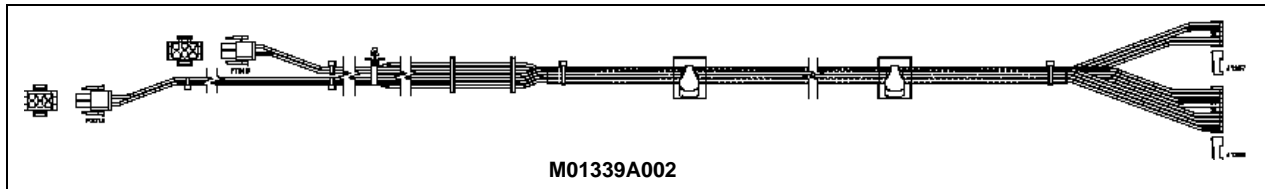
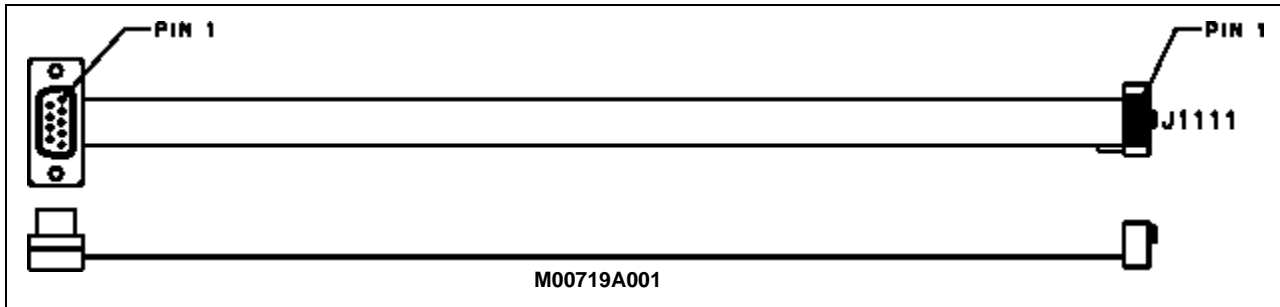


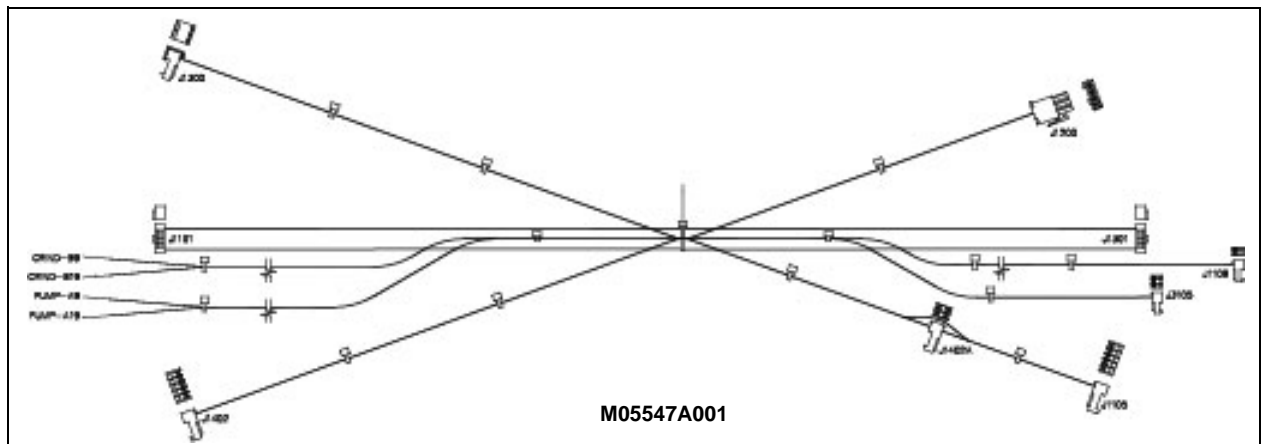
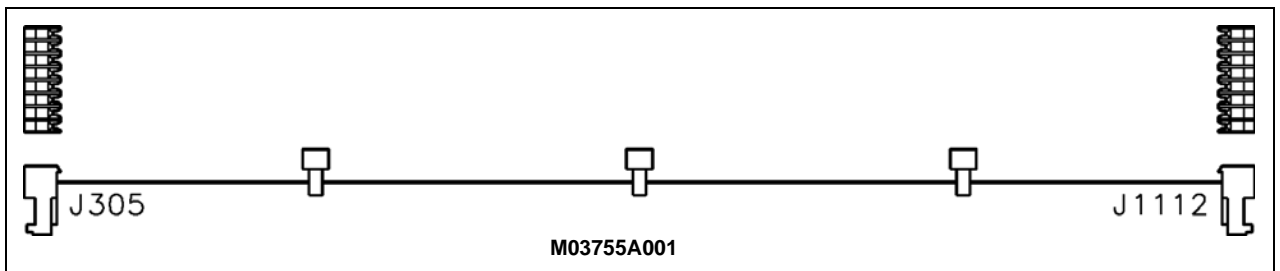
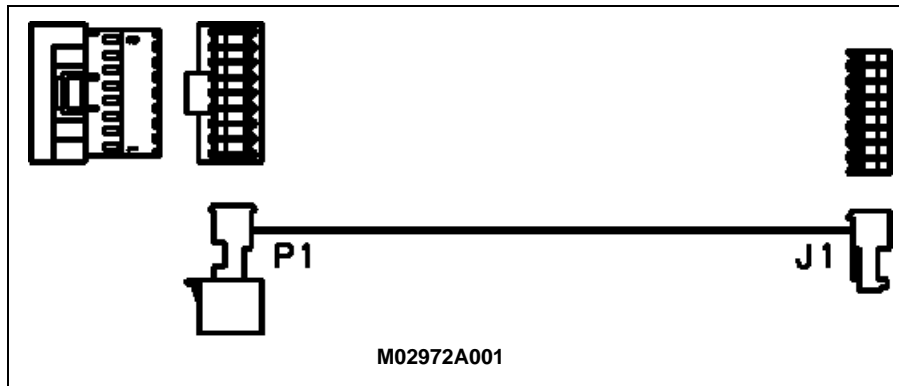
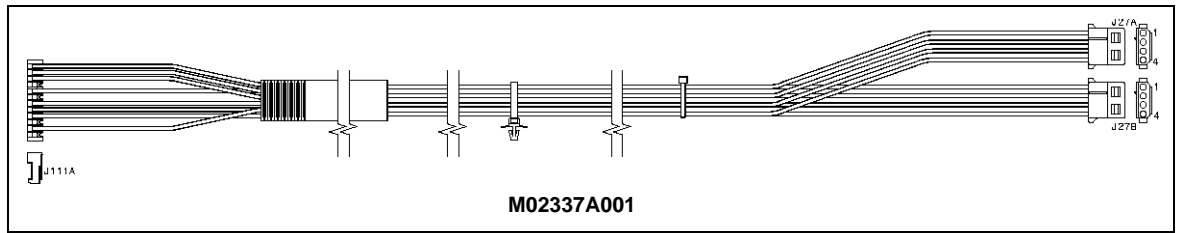
Base Electronics (After November 2004)

Item #	Cable Description	Current Part	Previous Part	Where Used
1	E-CAL Switch Cable	M00150A001	-	C
2	LON BUS Cable (refer to "LON BUS Cables" on page 6-24)	-	-	C
3	Digital Valve Coil and Cable Assembly (Out of Production with Proportional Valve April 28, 2003)	M00454A002	M00454A001	A
4	Pump Control to Valve Cable	M00549A001	-	C
5	Serial Programming Cable	M00719A001	-	C
6	6-hose Conduit and Cable Assembly	M01339A002	-	A
7	Pulsar Assembly with Cable <i>Notes:</i> 1. Cable cannot be ordered individually, part of the pulser assembly. 2. M04012B001 replaces T18350-G6 and is backward compatible with the old pulser and vice versa. 3. Reverse flow detection.	M04012B001	-	A
8	Pulsar and Cable Assembly (Note: T18350-G6 is used with proportional valve.)	M04012B001	-	A
9	Controller/Valve 6-hose Blender Cable	M01694A002	-	A
10	Main DC Cable	M02279A001	-	B
11	Pulsar Cable Assembly	M02337A001	-	B
12	Valve Coil Assembly (for illustrations, refer to "Valve Coil Assembly" on page 12-6)	M02958A001	-	A
13	Pulsar Reverse Cable for Extended Reach	M02972A001	-	A
14	Ultra-Hi Pulsar Cable	M03755A001	-	B
15	STP Cable	M05547A001	M04389A001	B
16	Power/Ground/Valve Cable	M05547A001	M04390A001	B
Not Shown				
-	LON Terminator Plug	M00605A001	-	A
Where Used Key: A. Encore 500 only B. Encore 500 Ultra-Hi only C. Both (Encore 500 and Encore 500 Ultra-Hi)				

Base Electronic Cable Illustrations



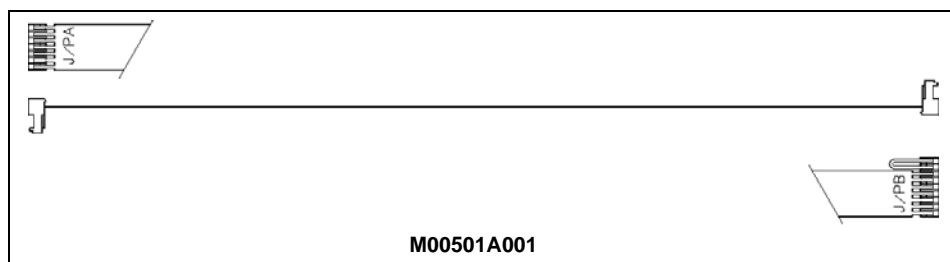
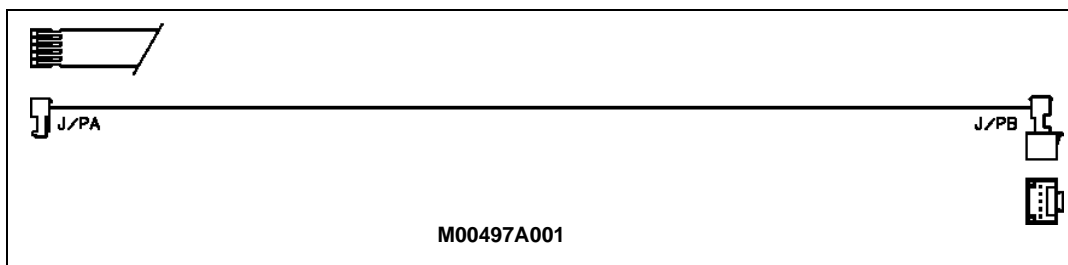


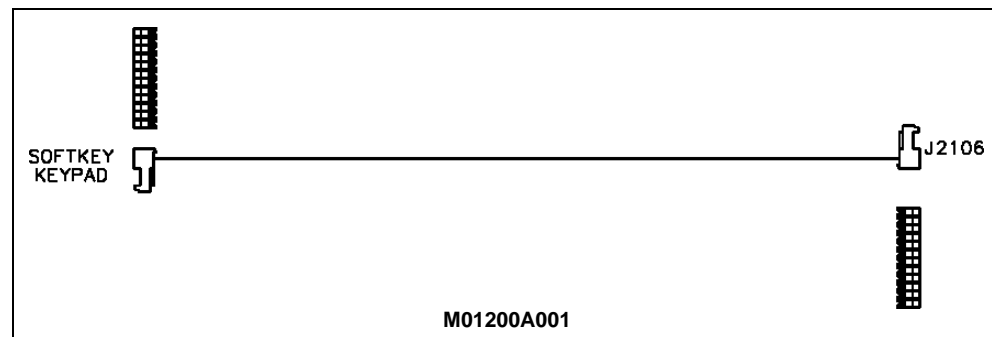
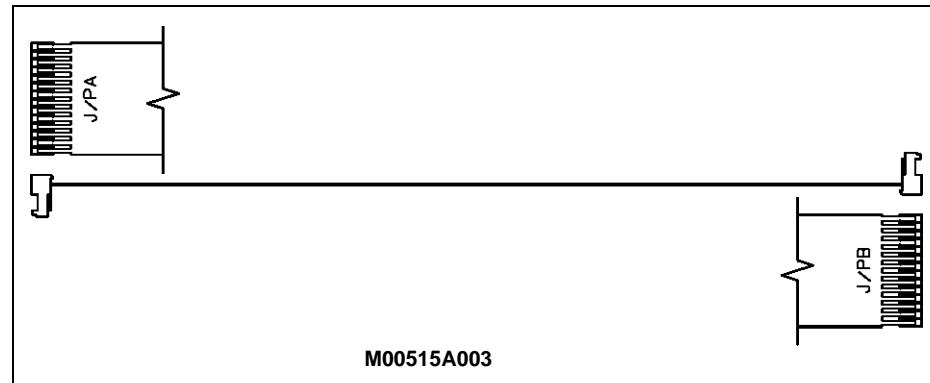
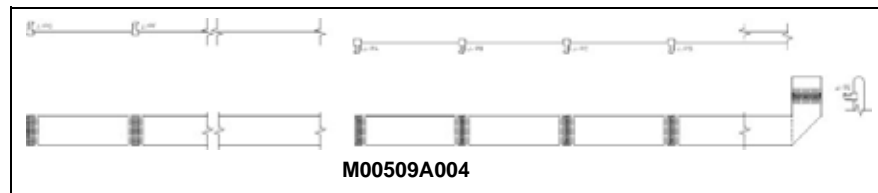
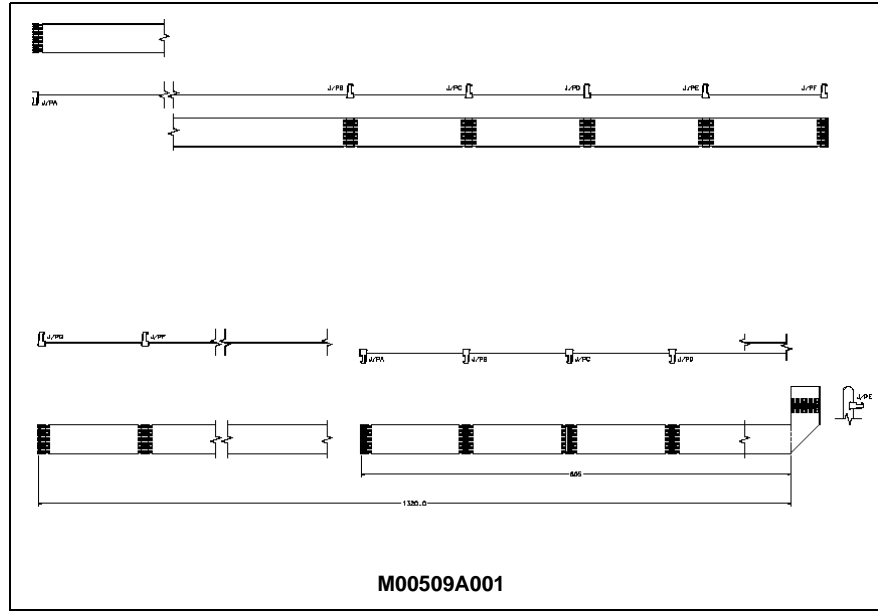


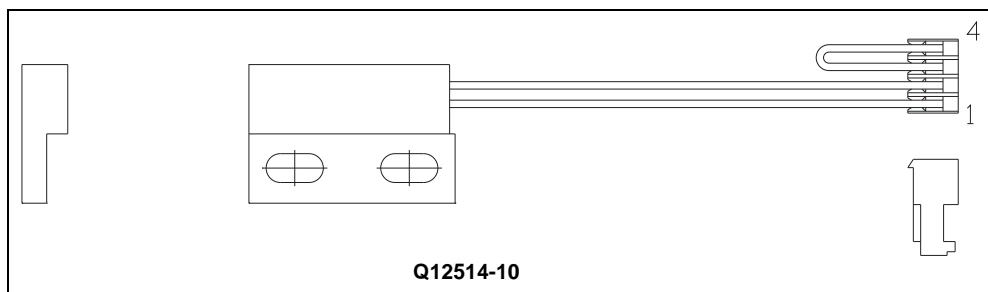
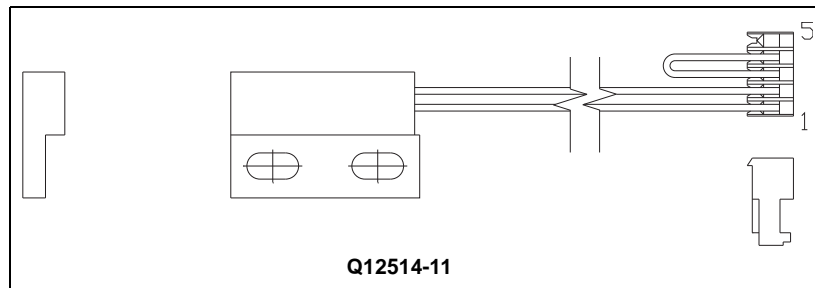
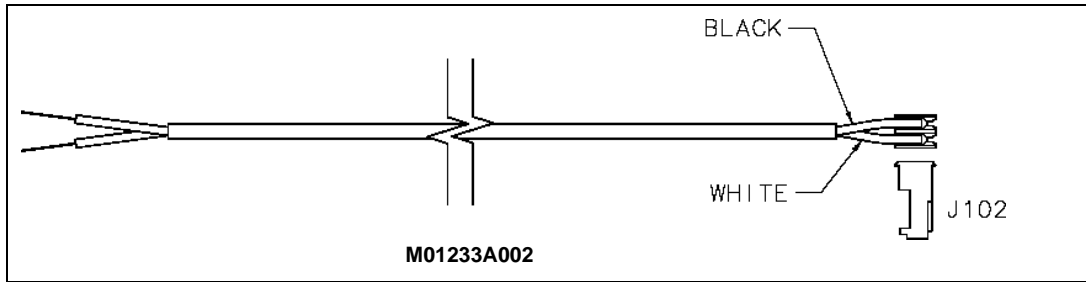
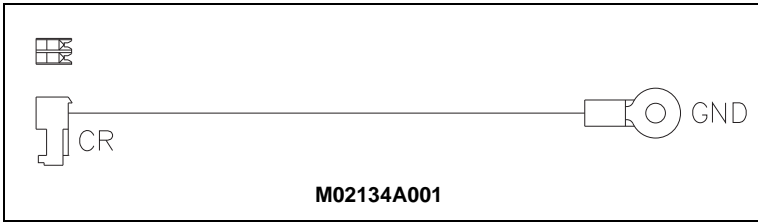
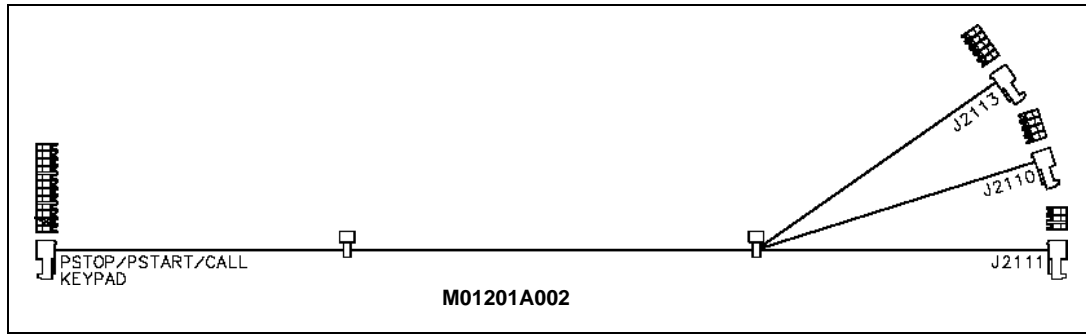
Base Electronics Door Assembly (Before November 2004)

Item #	Cable Description	Current Part	Previous Part	Where Used
1	LON BUS Cable (refer to "LON BUS Cables" on page 6-24)	-	-	C
2	Pump Handle Cable (No Longer Used)	(see note 1)	M00497A001	C
3	Card Reader Cable	M00501A001	-	C
4	PPU CIM Door (Left)	M00509A001	-	C
5	PPU CIM Door (Center and Offset)	M00509A004	M00509A002	C
6	Manager Keypad Cable	M00515A003	M00515A001	C
7	CRIND Softkeys Cable	M01200A001	-	C
8	PTS/Call/Stop Cable	M01201A002	M01201A001	C
9	ESD Ground Card Reader Cable	M02134A001	-	C
10	Call Button, Cable	M01233A002	M01233A001	-
11	Cable and Pump Handle	Q12514-11	Q12514-09 Q12514-07 M01152A001	C
12	Grade Select Cable	Q12514-10	Q12514-08 M00628A001	C
Not Shown				
-	ESD Ground Card Reader Cable (obsolete, see note 2)	-	M02134A001	C
<p>Where Used Key: A. Encore 500 only B. Encore 500 Ultra-Hi only C. Both (Encore 500 and Encore 500 Ultra-Hi)</p> <p>Notes: 1. Use only when single-hose MPD hose is on left 1-grade or grade select button is on far right. 2. No replacement.</p>				

Base Electronics Door Assembly 1 and 2 Cable Illustrations



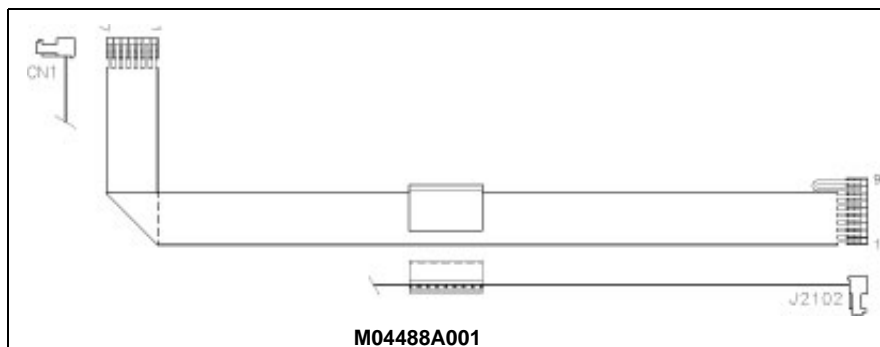


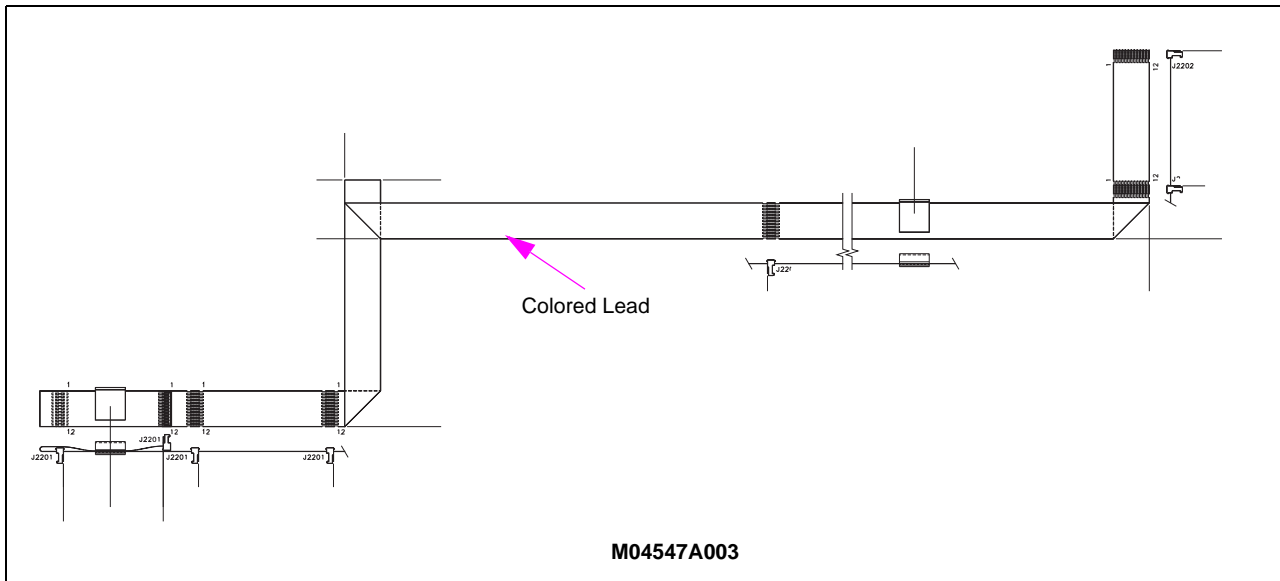
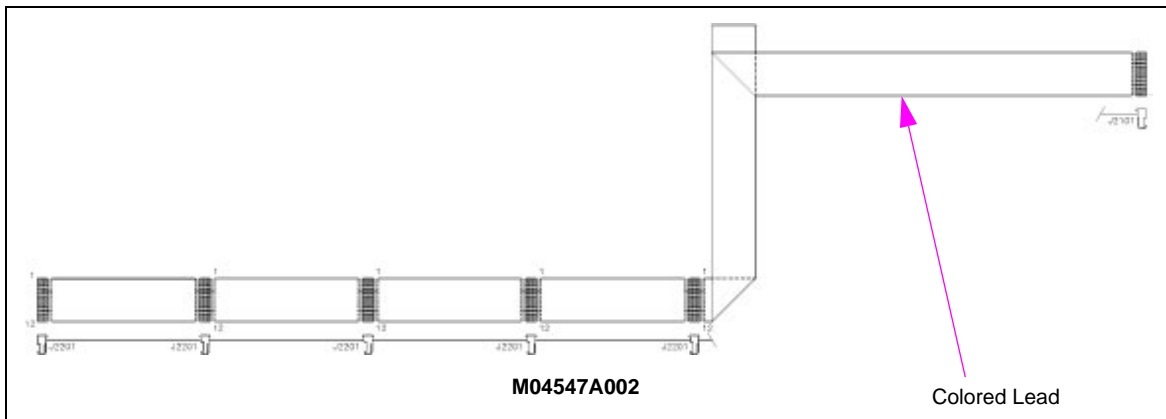
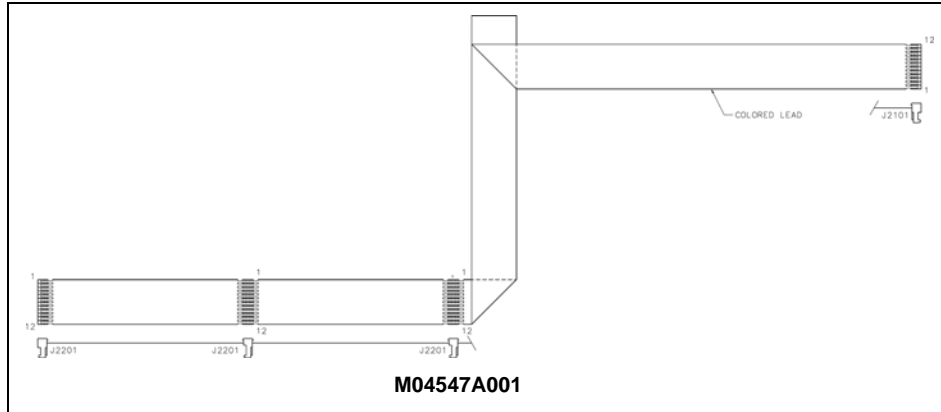


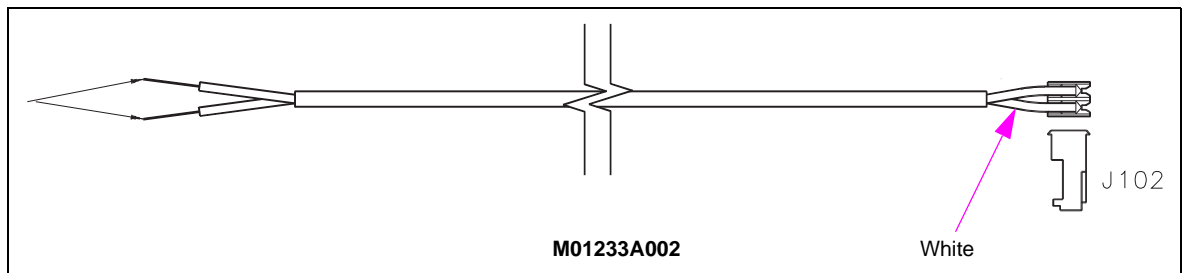
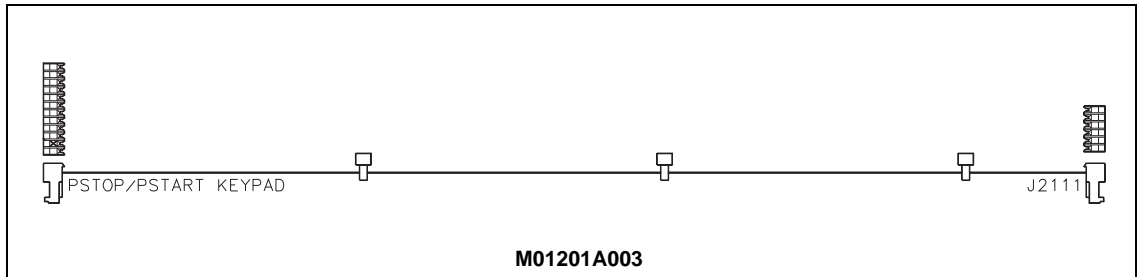
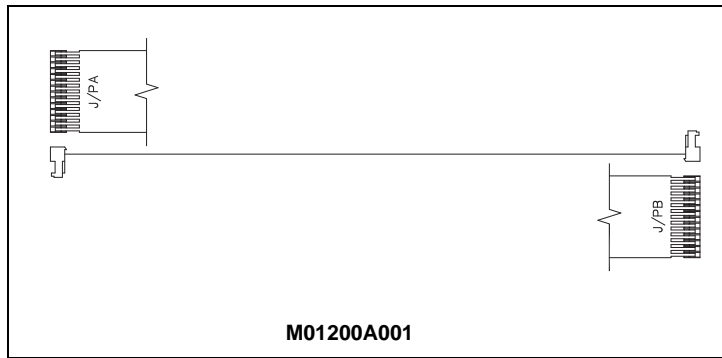
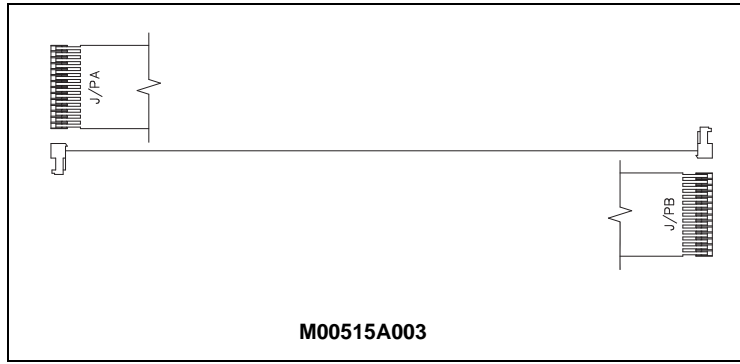
Base Electronics Door Assembly (After November 2004)

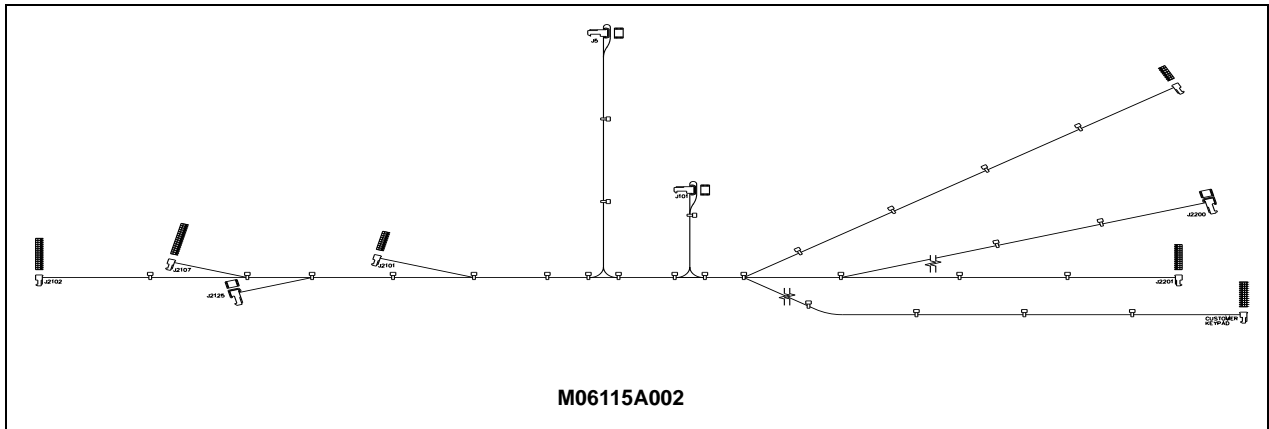
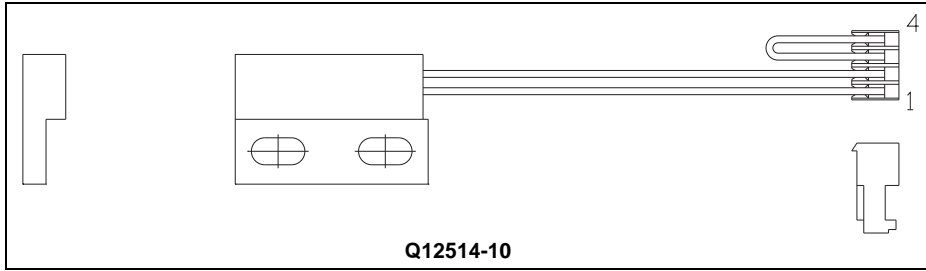
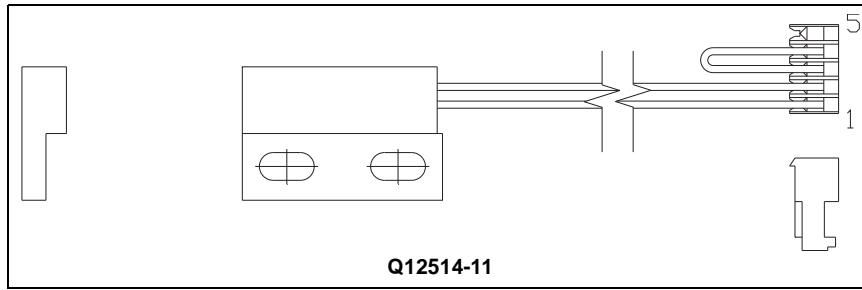
Item #	Cable Description	Current Part	Previous Part	Where Used
1	LON BUS Cable (refer to "LON BUS Cables" on page 6-24)	-	-	C
2	Pump Handle Cable (No Longer Used)	(see note 1)	-	C
3	Card Reader Cable	M04488A001	-	C
4	PPU CIM Door (Left)	M04547A001	-	C
5	PPU CIM Door (Left) (Blend + O)	M04547A002	-	C
6	PPU CIM Door (Center and Offset)	M04547A003	-	C
7	Manager Keypad Cable	M00515A003	M00515A001	C
8	CRIND Softkeys Cable	M01200A001	-	C
9	PTS/Call/Stop Cable	M01201A003	-	C
10	Call Button, Cable	M01233A002	-	-
11	Cable and Pump Handle	Q12514-11	Q12514-09	C
12	Grade Select Cable	Q12514-10	Q12514-08	C
13	Cable, PPU/Customer/Card Reader	M06115A002	M06115A001	-
Not Shown				
-	ESD Ground Card Reader Cable (obsolete, see note 2)	-	M02134A001	C
<p>Where Used Key: A. Encore 500 only B. Encore 500 Ultra-Hi only C. Both (Encore 500 and Encore 500 Ultra-Hi)</p> <p>Notes: 1. Use only when single hose MPD hose is on left 1-grade or grade select button is on far right. 2. No replacement.</p>				

Base Electronics Door Assembly Cable Illustrations







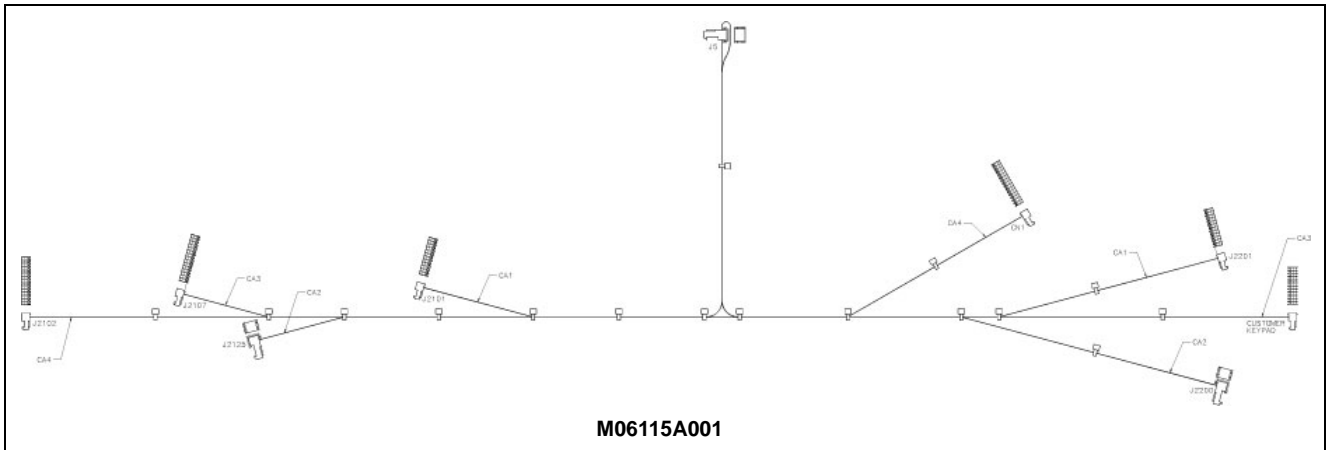
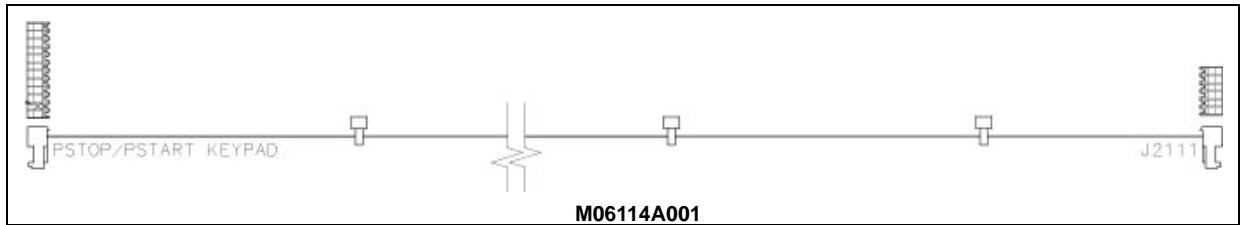



Base Electronics Door Assembly (Encore S Series)

Item #	Cable Description	Current Part	Previous Part
1	ESD Ground Card Reader Cable (obsolete, see note)	-	M02134A003
2	CRIND Softkeys Keypad Cable	M06092A002	M06092A001
3	Push-to-start/Pump Stop	M06114A001	-
4	PPU/Customr/Card	M06115A001	-

Note: No replacement.

Base Electronics Door Assembly Cable Illustrations

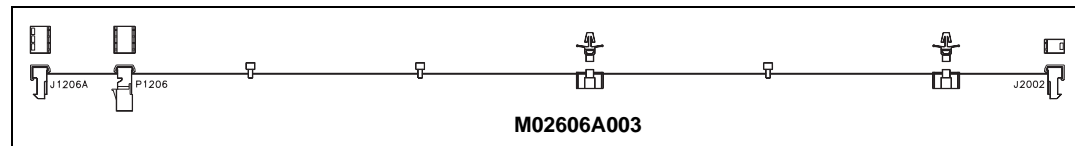
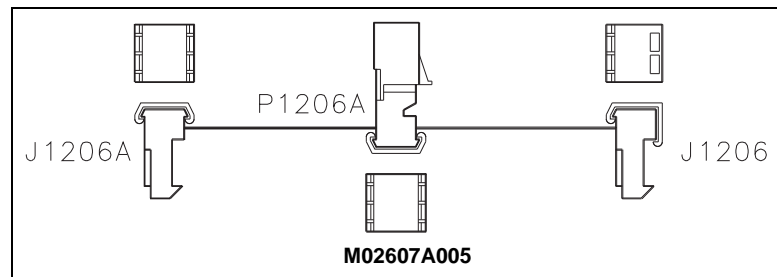
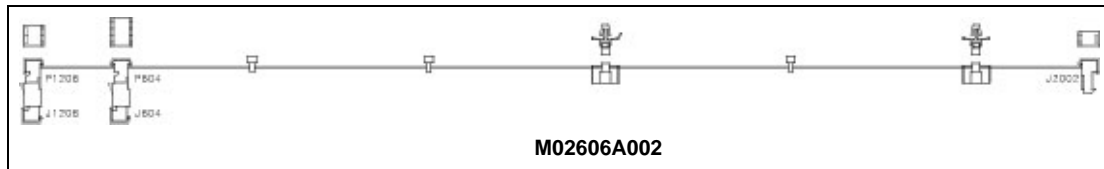
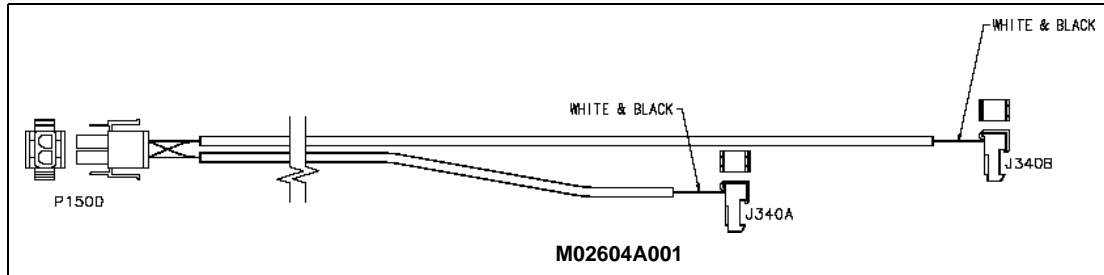


Card Reader Heater Option (Before November 2004)

Item #	Cable Description	Current Part	Previous Part	Where Used
1	Card Reader Heater Cable	M02604A001	-	C
2	AC Adaptor Cable (No Longer Used)	M02606A002	M02606A001	-
3	Card Reader Heater Cable Adapter (No Longer Used)	M02607A005	M02607A002	-
4	AC Adaptor Card Reader Heater Cable	M02606A003	-	C

Where Used Key:
 A. Encore 500 only
 B. Encore 500 Ultra-Hi only
 C. Both (Encore 500 and Encore 500 Ultra-Hi)

Card Reader Heater Cable Illustrations

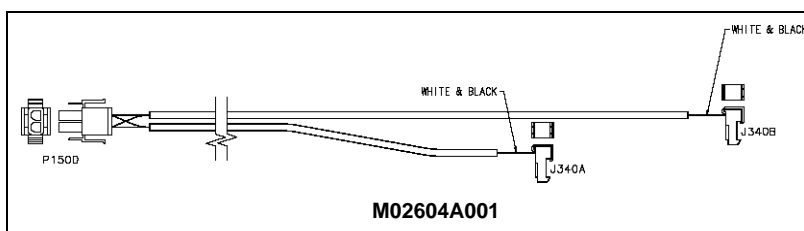


Card Reader Heater Option (After November 2004)

Item #	Cable Description	Current Part	Previous Part	Where Used
1	Card Reader Heater Cable	M02604A001	-	C

Where Used Key:
 A. Encore 500 only
 B. Encore 500 Ultra-Hi only
 C. Both (Encore 500 and Encore 500 Ultra-Hi)

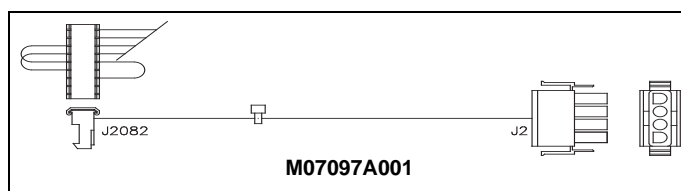
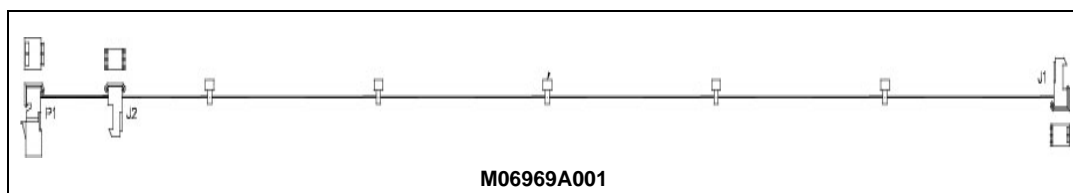

Card Reader Heater Cable Illustrations



Card Reader Heater Option (Encore S)

Item #	Cable Description	Current Part	Previous Part
1	Cable STP Extender	M06968A001	-
2	Cable Heater AC Power	M06969A001	-
3	Cable Heater Adapter Color Display	M07097A001	-

Card Reader Heater Cable Illustrations

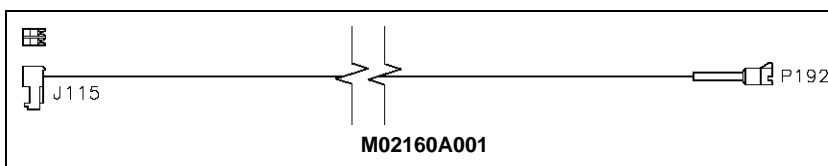
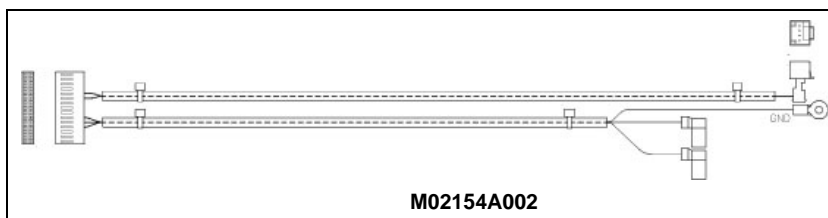
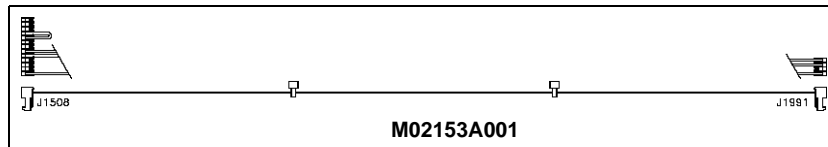
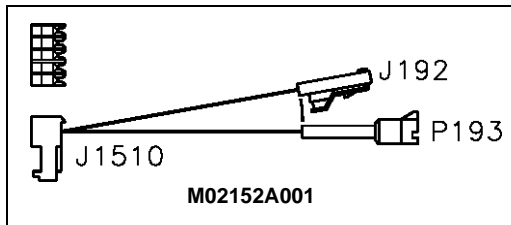


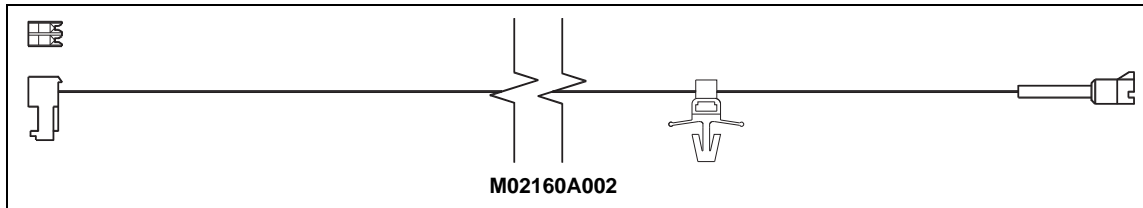
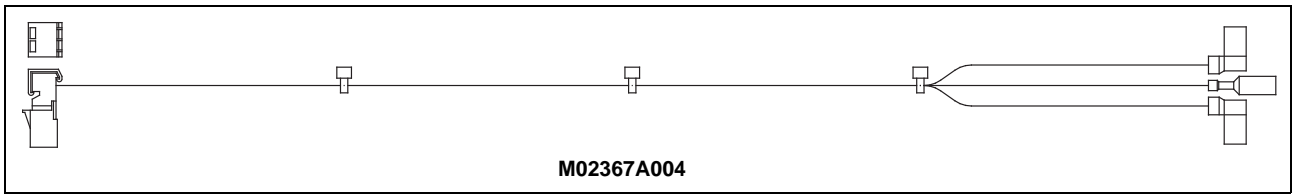
Cash Acceptor Option

Item #	Cable Description	Current Part	Previous Part	Where Used
1	LON BUS (refer to "LON BUS Cables" on page 6-24)	-	-	C
2	Security Switch Cable	M02152A001	-	C
3	Cash Acceptor Cable	M02153A001	-	C
4	Cash Acceptor Cable	M02154A002	M02154A001	C
5	Security Switch Cable	M02160A001	-	C
6	Cash Acceptor Line Filter Cable	M02367A004	M02367A002	C and D
7	Security Switch Cable	M02160A002	-	D

Where Used Key:
 A. Encore 500 only
 B. Encore 500 Ultra-Hi only
 C. Both (Encore 500 and Encore 500 Ultra-Hi)
 D. Encore 500 S

Cash Acceptor Cable Illustrations





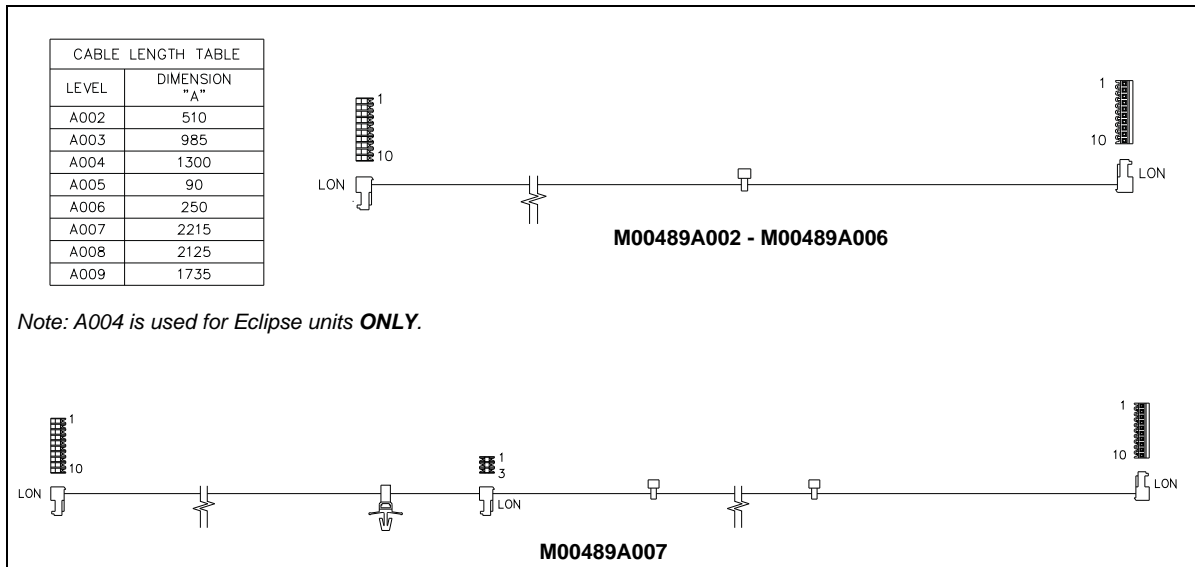
Electro-mechanical Totalizer Option

Item #	Cable Description	Current Part	Previous Part	Where Used
1	LON BUS Cable (refer to "LON BUS Cables" on page 6-24)	M00489AXXX	M00489A002 M00489A004	C
Not Shown				
-	Electro-mechanical Totalizer (refer to " Totalizer Assembly (Encore 500) " on page 5-18)	-	-	A
Where Used Key: A. Encore 500 only B. Encore 500 Ultra-Hi only C. Both (Encore 500 and Encore 500 Ultra-Hi)				

LON BUS Cables

Item #	Cable Description/Location	Current Part	Previous Part
1	PCN to Door Node PCN or CCN to Door Node	M00489A007	M00489A001 M02235A001
2	Door Node to Printer to Scanner PCN to CCN	M00489A002	M02235A002
3	Printer to Totalizer Node	M00489A003	M02235A003

LON BUS Cable Length Table and Illustration



Main Power Supply [M02274A001 (Before November 2004)]

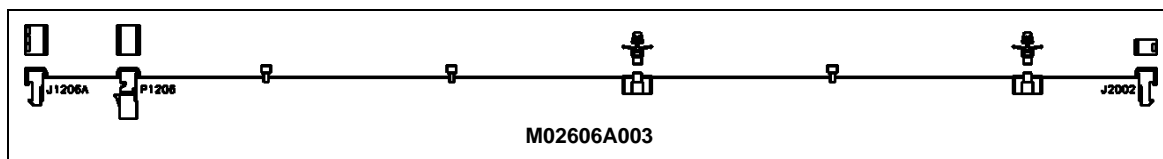
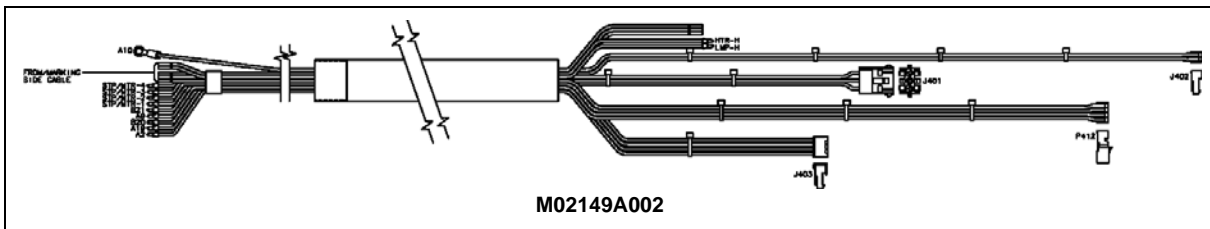
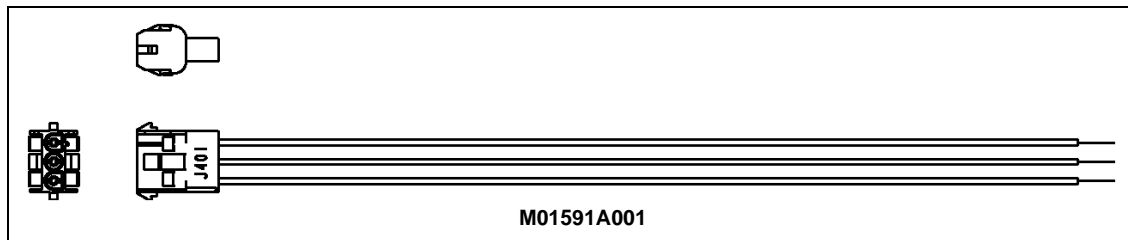
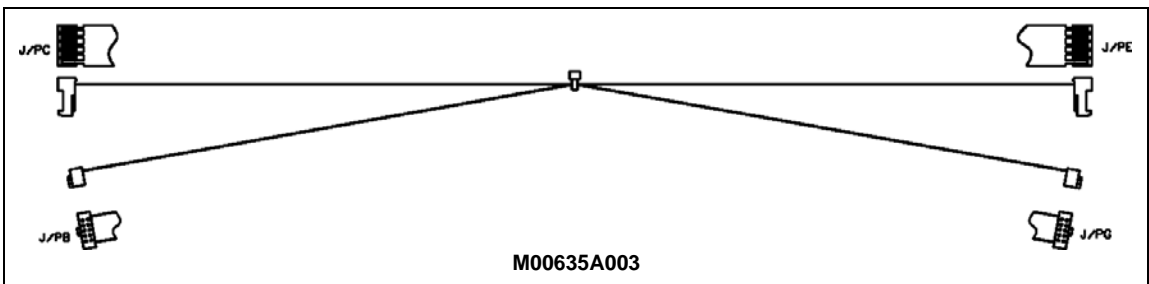
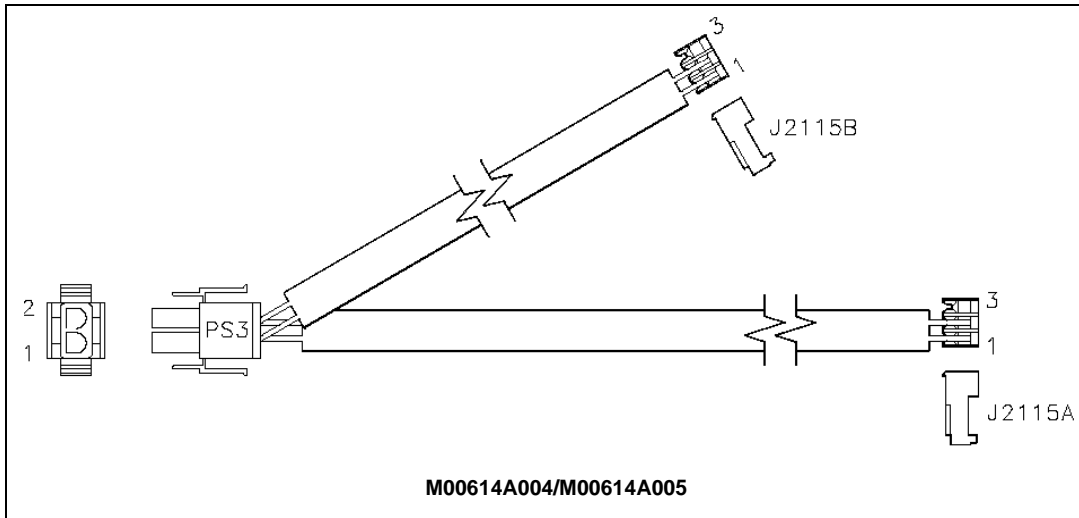
Refer to “Main Power Supply Assembly (M02274A001)” on page 3-8.

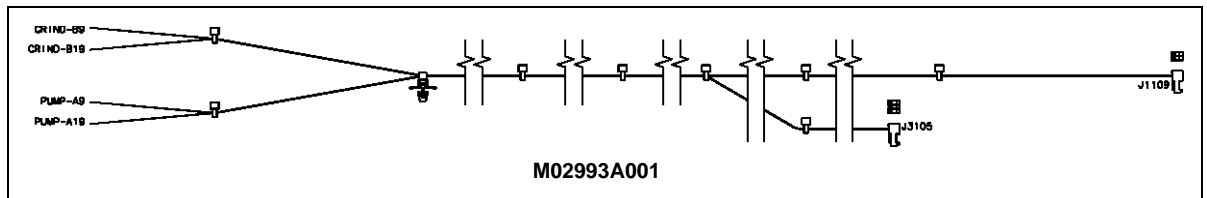
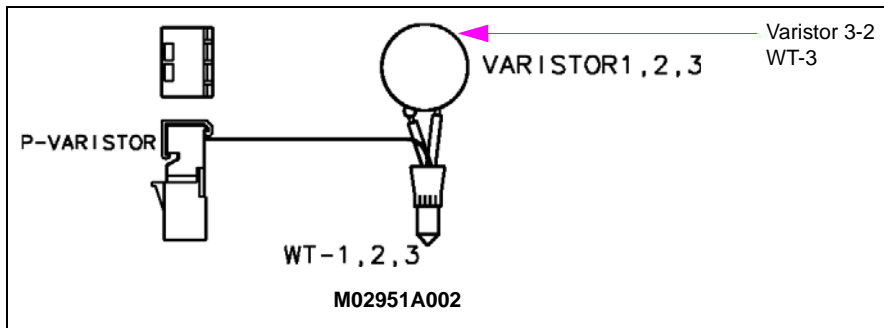
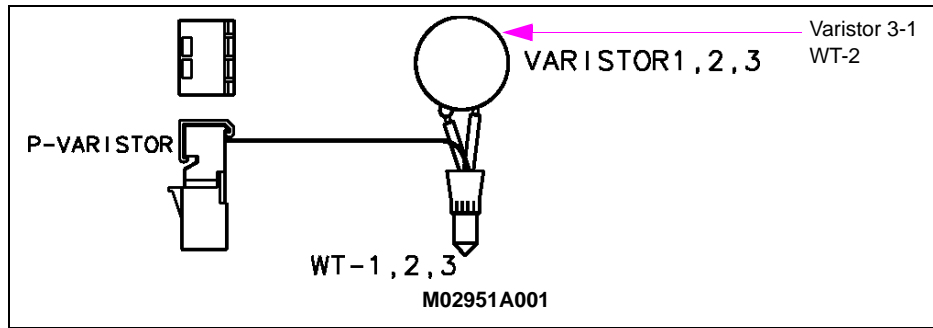
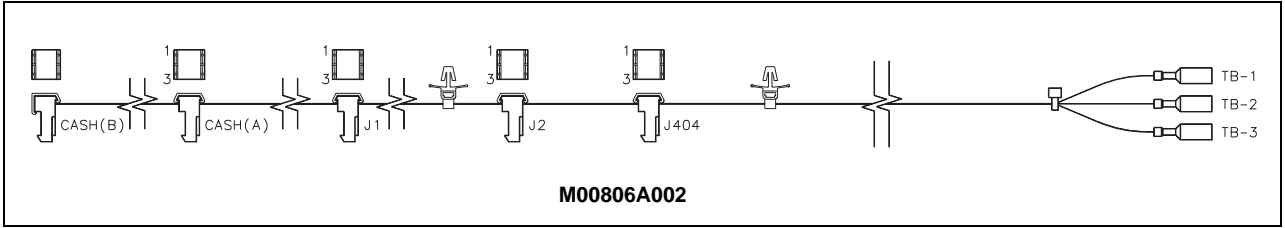
Note: M02274A001 is not forward compatible with M04104A001 or M07555A004.

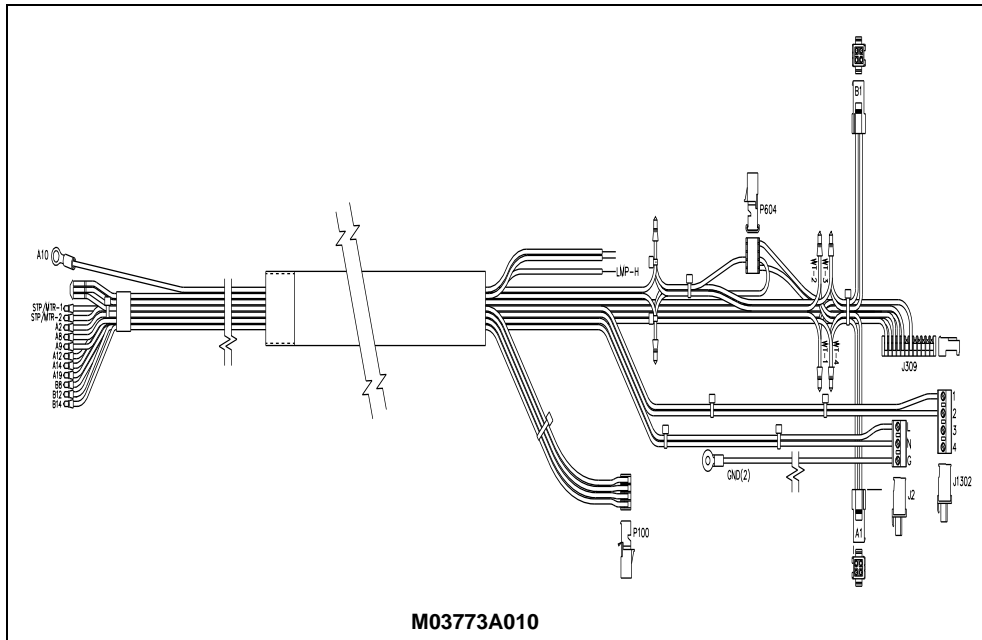
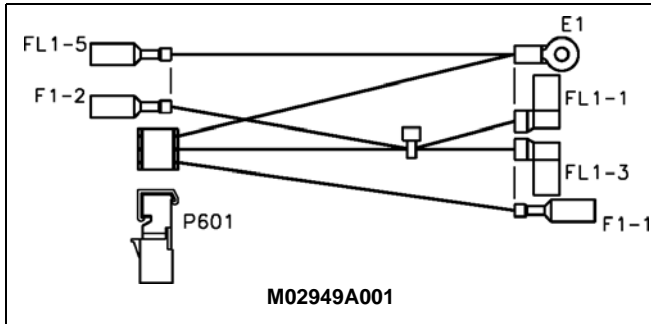
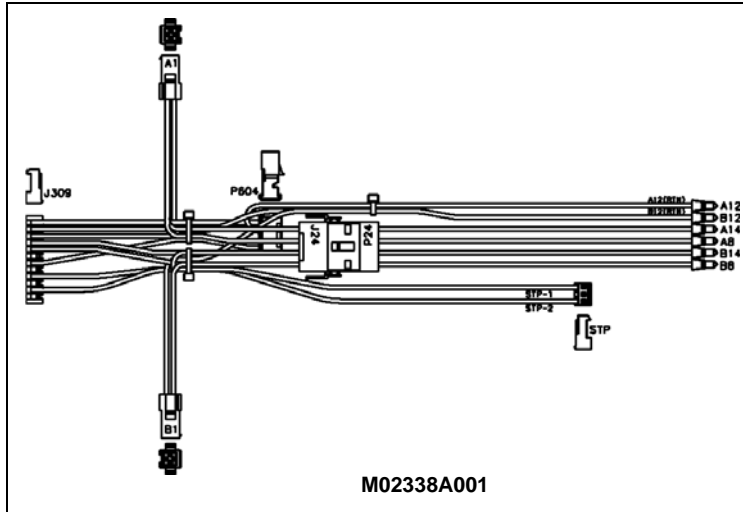
Item #	Cable Description	Current Part	Previous Part	Encore 500	Encore 500 Ultra-Hi	With Junction Box (J-box)	Without J-box
1	Backlight Power Cable Main Display	M00614A004	-	X	X	-	X
2	Main Conduit and Cable Assembly	M00614A005	-	X	X	Ultra-Hi only	X
3	Power Two-wire/STP Control Cable (obsolete, see note)	-	M00635A002	X	X	Ultra-Hi only	X
4	Power Cable	M01591A001	-	X	X	-	X
5	Main Conduit and Cable Assembly	M02149A002	-	X	-	-	X
6	Power Supply Adaptor Cable (No Longer Used)	-	M02159A001	X	-	X	-
7	Power Supply Adaptor Cable (No Longer Used)	-	M02159A002	X	-	X	-
8	Power Supply Adaptor Cable (No Longer Used)	-	M02159A004	X	-	X	-
9	Ballast/Backlight Cable (No Longer Used)	-	M02606A003 M00630A005 M00630A003	X	-	X	X
10	AC Power Cable (For VaporVac or TRIND)	M00806A002	M00806A001	X	X	Ultra-Hi only	X
11	Varistor Cable 115 V	M02951A001	-	X		X	X
12	Varistor Cable 220-240 V	M02951A002	-	X		X	X
13	Power Terminal Cable (obsolete, see note)	-	M00153A001	X	X	Ultra-Hi only	X
14	Two-wire Pump and CRIND Cable	M02993A001	-	X	X	Ultra-Hi only	X
15	Regulator PCA Cable (obsolete, see note)	-	M00484A001	-	-	-	-
16	24 V Regulator PCA Cable (obsolete, see note)	-	M00486A001	-	-	-	-
17	Terminal Block PCA to Valve PCA Cable (obsolete, see note)	-	M01277A001 M00625A001	-	-	-	-
18	Main AC Cable	M02338A001	-	-	X	-	X
19	AC Filter Cable	M02949A001	-	X	X	Ultra-Hi only	X
20	Main Conduit and Cable Assembly	M03773A010	M03773A002	-	X	Ultra-Hi only	-

Note: No replacement.

Main Power Supply (M02274A001) Cable Illustrations







Main Power Supply (M04104A001) (After November 2004)

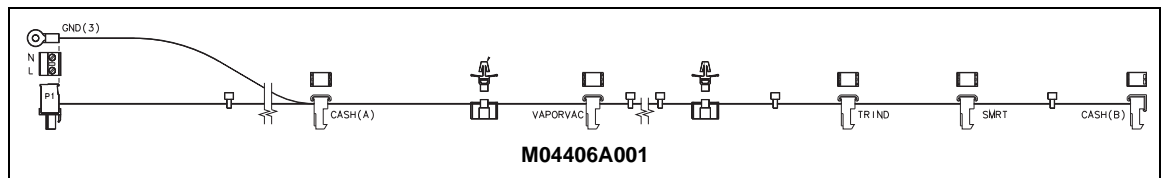
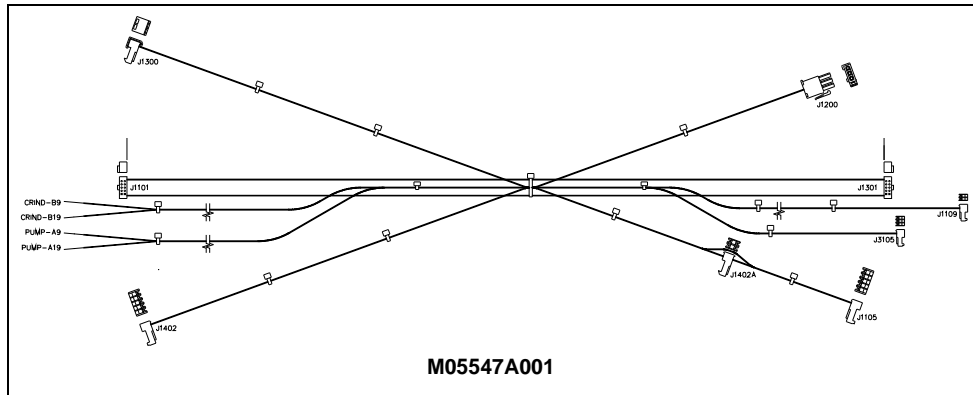
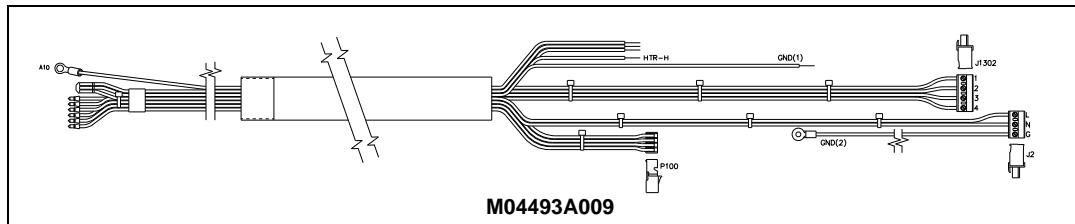
Refer to “Main Power Supply Assembly (M02274A001)” on page 3-8.

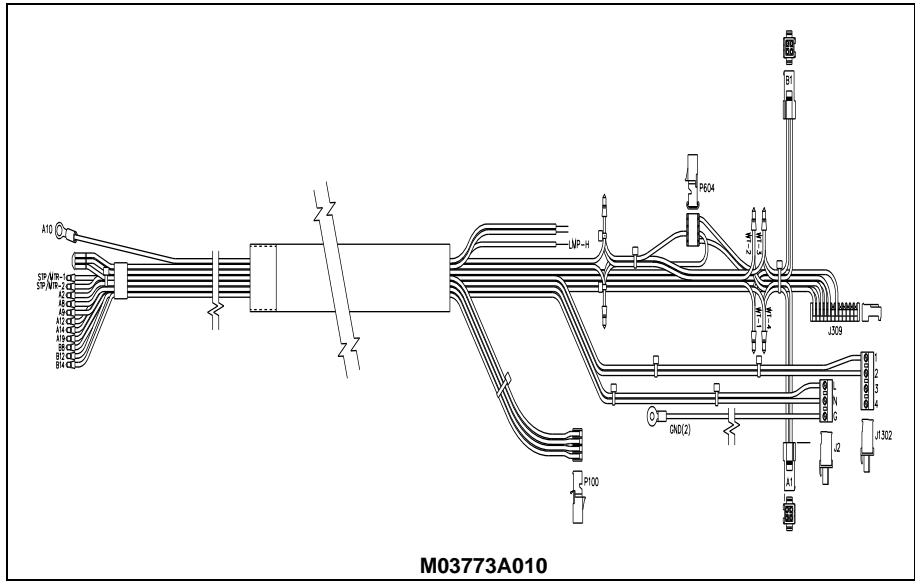
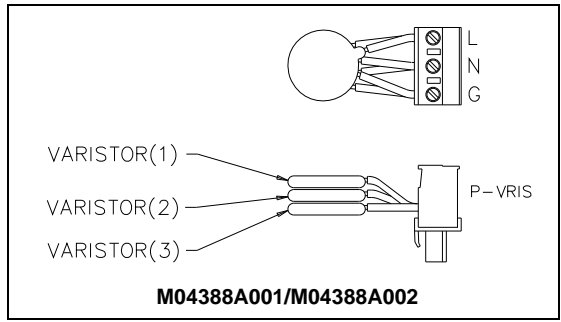
Note: M04104A001 or M07555A004 is not backward compatible with M02274A001.

Item #	Cable Description	Current Part	Previous Part	Encore 500	Encore 500 Ultra-Hi	With J-box	Without J-box
1	Main Conduit and Cable Assembly	M04493A009	M04493A002	X	-	X	-
2	Power Two-wire/STP Control Cable	M05547A001	M02993A001	X	-	-	X
3	AC Power Cable (For VaporVac or TRIND)	M04406A001	-	X	-	X	X
4	Varistor Cable 130 V	M04388A001	-	X	X	X	X
5	Varistor Cable 275 V	M04388A002	-	X	X	X	X
6	Main Conduit and Cable Assembly	M03773A010	M03773A004	-	X	Ultra-Hi only	-

Note: If card reader is not used, plug cable into valve board.

Main Power Supply (M04104A001) Cable Illustrations





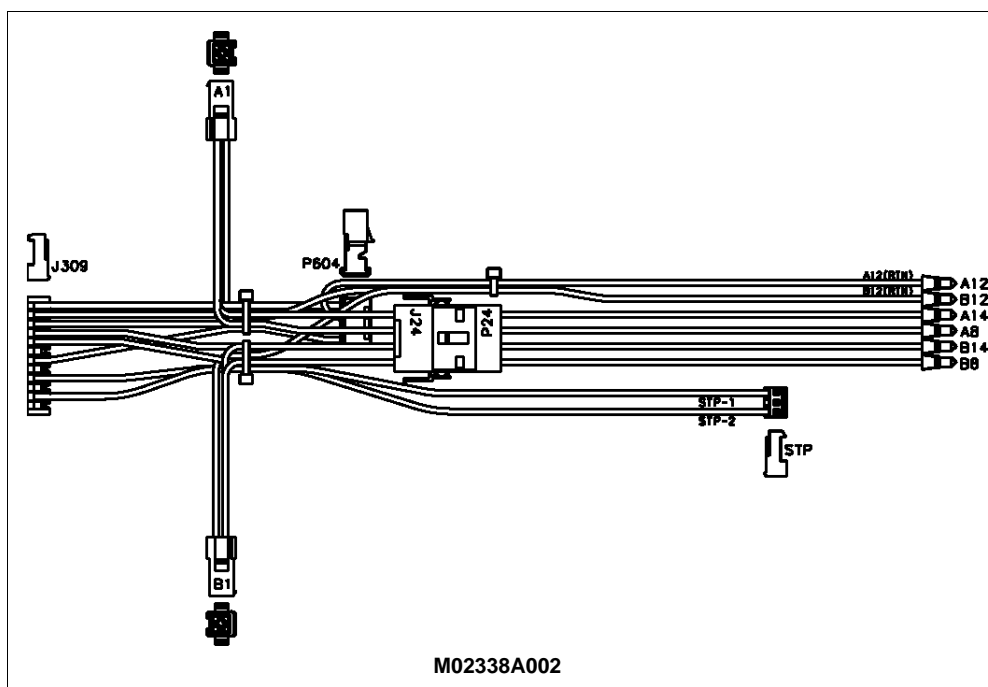
Master/Combo Option (Before November 2004)

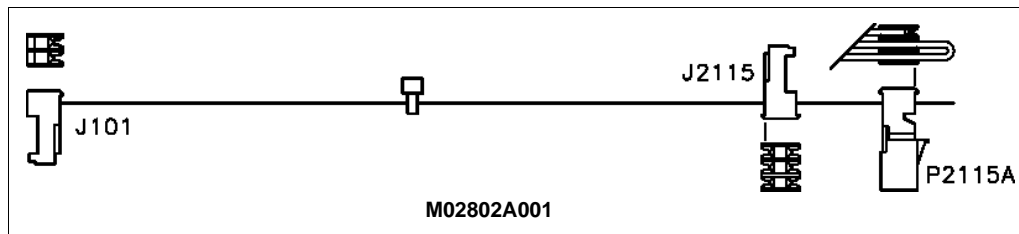
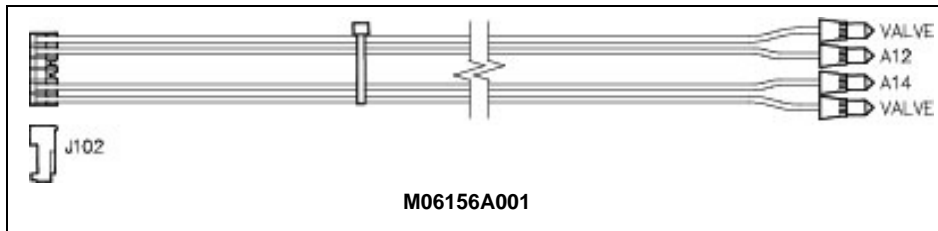
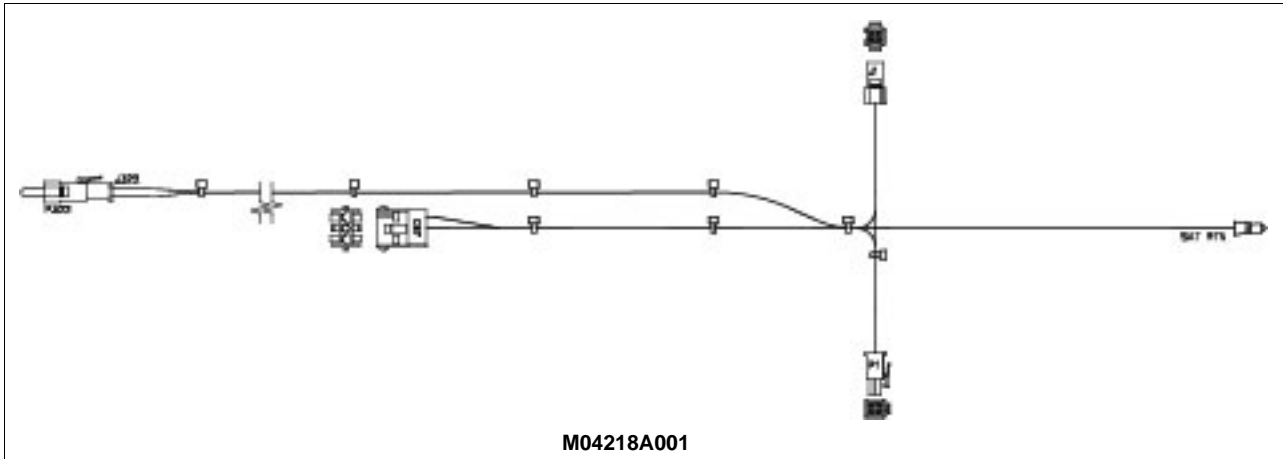
Item #	Cable Description	Current Part	Previous Part	Where Used
1	Main AC Cable	M02338A001	-	B
2	Valve Intercept Cable (see note 1)	M04218A002	M04218A001 M02372A001	B
3	Combo Neutral Cable (see note 2)	M06156A001	M02384A001	B
4	Call Interface Cable	M02802A001	-	B

Where Used Key:
 A. Encore 500 only
 B. Encore 500 Ultra-Hi only
 C. Both (Encore 500 and Encore 500 Ultra-Hi)

Notes:
 1. M04218A002 is used on Encore S Series Ultra-Hi.
 2. M06156A001 Cable is part of kit M11704K001.

Master/Combo Option Illustrations





Master/Combo Option (After November 2004)

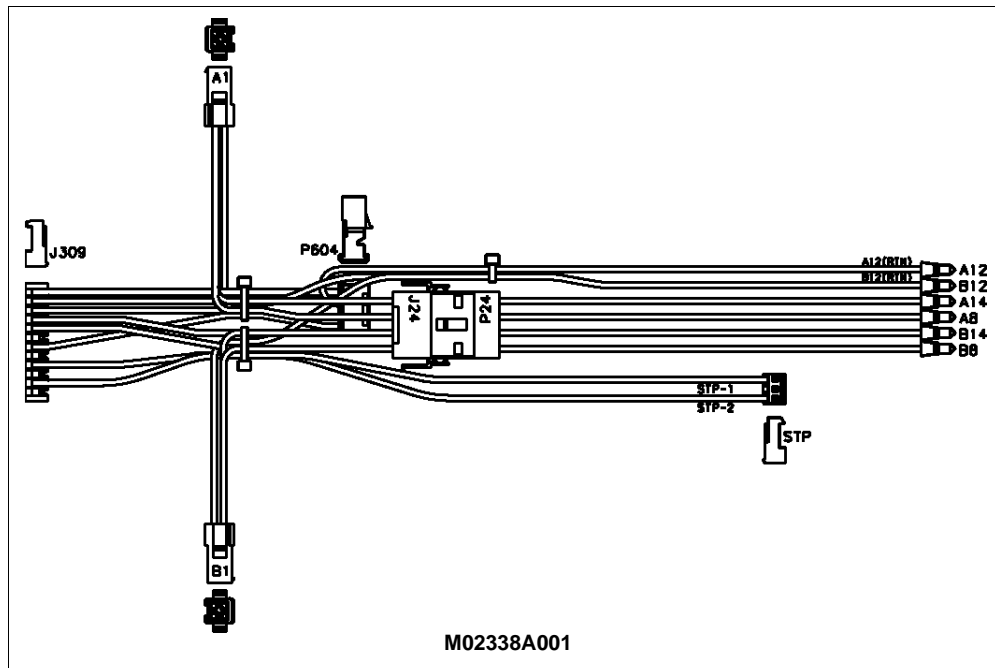
Note: Parts for this section are subject to change. Contact a Gilbarco representative before ordering or using part(s).

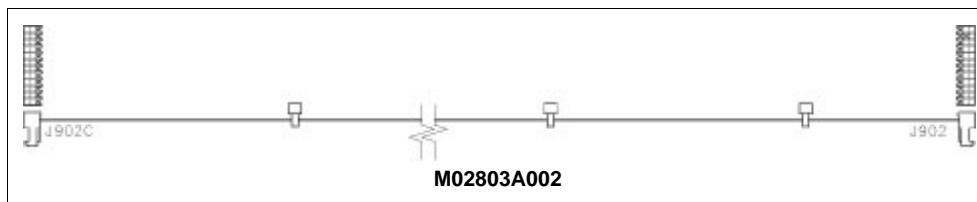
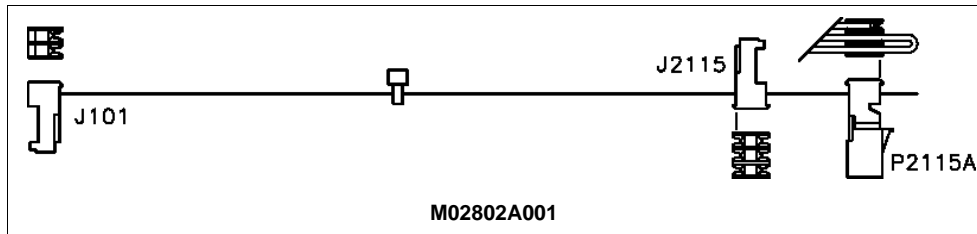
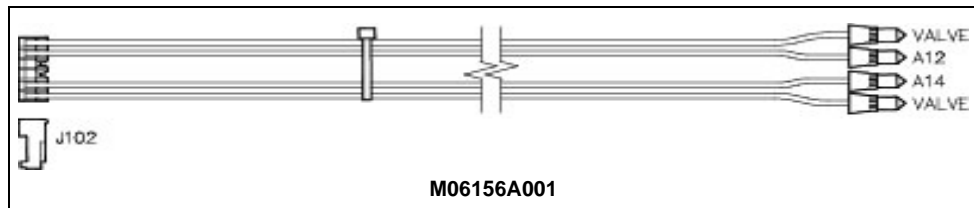
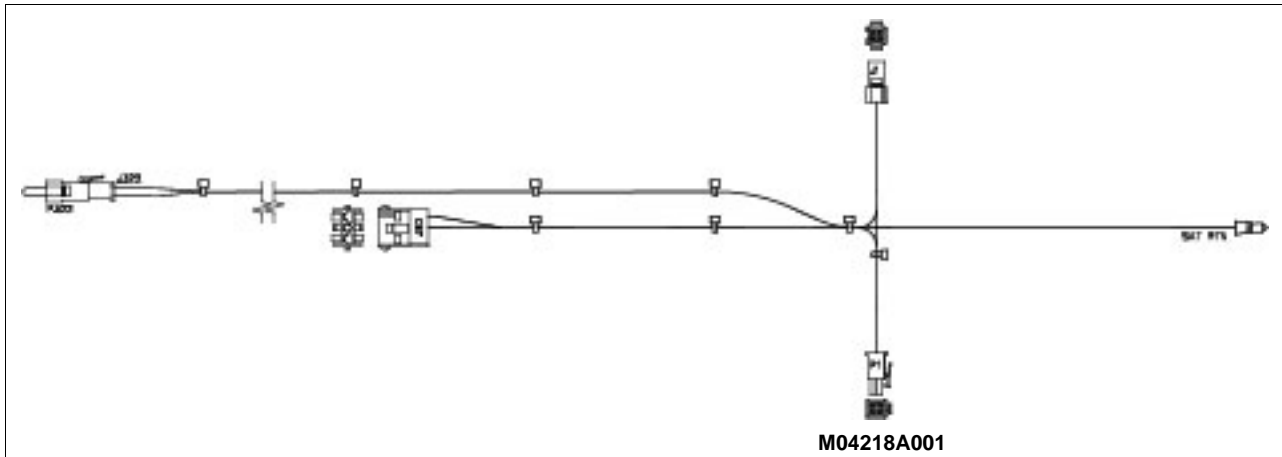
Item #	Cable Description	Current Part	Previous Part	Where Used
1	Main AC Cable	M02338A001	-	B
2	Valve Intercept Cable	M04218A002	M04218A001	B
3	Combo Neutral Cable (see note)	M06156A001	M02384A001	B
4	Call Interface Cable	M02802A001	-	B
5	Call Interface Cable	M02803A002	-	D

Where Used Key:
 A. Encore 500 only
 B. Encore 500 Ultra-Hi only
 C. Both (Encore 500 and Encore 500 Ultra-Hi)
 D. Encore S Series

Note: M06156A001 Cable is part of kit M11704K001.

Master/Combo Option Illustrations




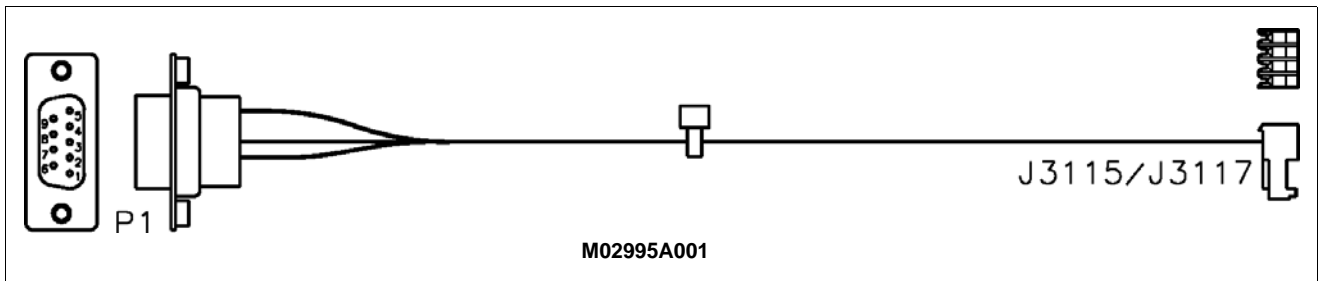
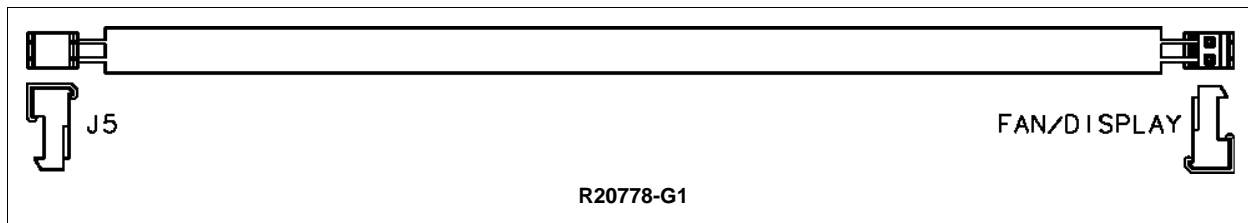

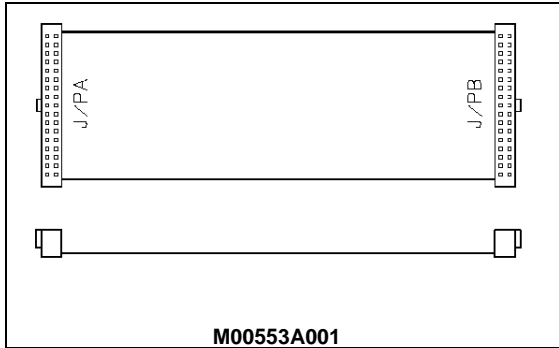
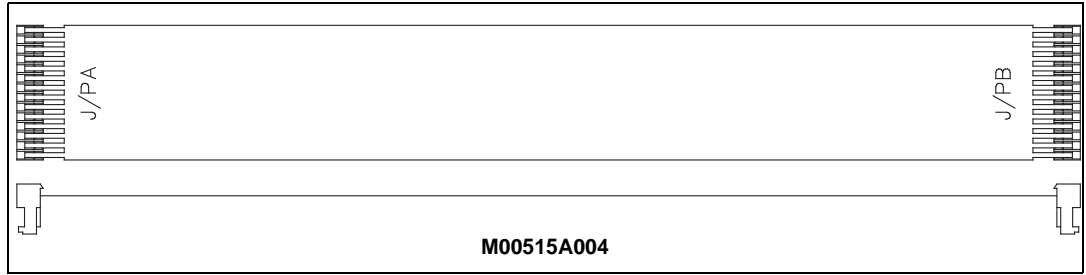


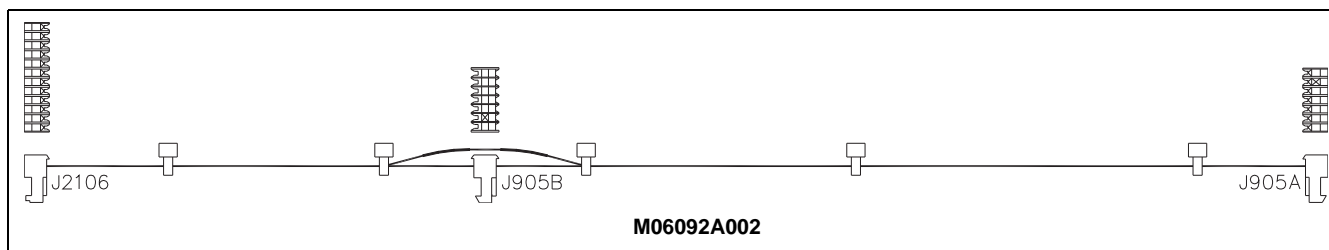
Monochrome “CRIND Device” Option

Item #	Cable Description	Current Part	Previous Part	Where Used
1	Two-wire between CCN and PCN Cable	M00491A001	-	C
2	LON Bus Cable (Refer to “LON BUS Cables” on page 6-24)	-	-	C
3	TRIND Gateway to CCN Cable (Used Only with TRIND Units)	M00515A004	M00515A002	A
4	Monochrome Interface to CCN (No Longer Used)	-	M00545A001	A
5	Monochrome PCA to Monochrome Display	M00553A001	-	C
6	Serial Programming Port	M00719A001	-	C
7	Lamp Heater Monochrome Assembly (No Longer Used)	-	M01103A001	A
8	Backlight Cable	R20778-G1	-	C
9	RS-232 Cable	M02995A001	-	C
10	Cable, CRIND Softkeys Keypad	M06092A002	M06092A001	
Not Shown				
-	Monochrome Fan Assembly (No Longer Used)	-	M00822B002	A
Where Used Key: A. Encore 500 only B. Encore 500 Ultra-Hi only C. Both (Encore 500 and Encore 500 Ultra-Hi)				

Monochrome “CRIND Device” Cable Illustrations



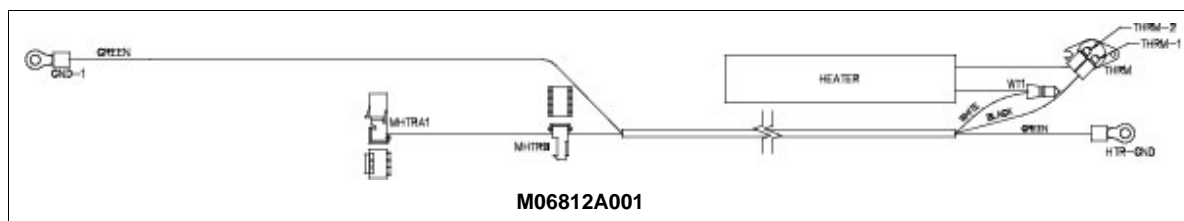




Monochrome Heater Option (Before November 2004)

Item #	Cable Description	Current Part	Previous Part	Where Used
1	Monochrome Display Cable	M06812A001	M03024A001	C
Where Used Key: A. Encore 500 only B. Encore 500 Ultra-Hi only C. Both (Encore 500 and Encore 500 Ultra-Hi)				

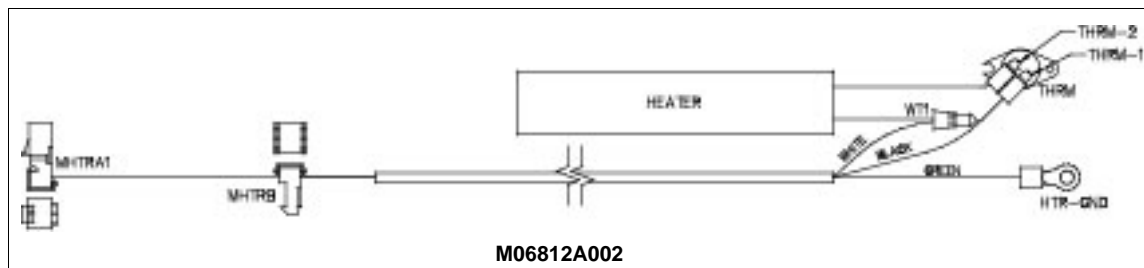
Monochrome Heater Option Cable Illustration



Monochrome Heater Option (After November 2004)

Item #	Cable Description	Current Part	Previous Part	Where Used
1	Monochrome Display Cable	M06812A002	M03024A003	C
Where Used Key: A. Encore 500 only B. Encore 500 Ultra-Hi only C. Both (Encore 500 and Encore 500 Ultra-Hi)				

Monochrome Heater Option Cable Illustration

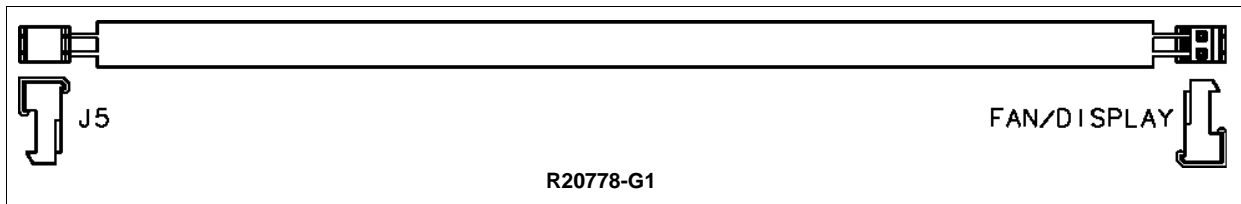
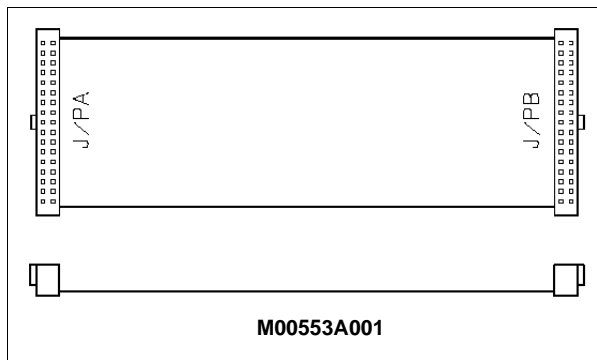


Monochrome Option

Item #	Cable Description	Current Part	Previous Part	Where Used
1	Monochrome PCA to Cable	M00553A001	-	A
2	24 V Cable Assembly	R20778-G1	-	A

Where Used Key:
A. Encore 500 only
B. Encore 500 Ultra-Hi only
C. Both (Encore 500 and Encore 500 Ultra-Hi)

Monochrome Option Illustration



Printer Option [M00317A001 (Before November 2004)]

Item #	Cable Description	Current Part	Previous Part	Where Used
1	LON BUS Cable (refer to "LON BUS Cables" on page 6-24)	-	-	C
2	+24 V Printer and Fan Power Cable (see notes 1, 2, and 3)	M00517A005 M00822B002	M00517A001	C
3	Speaker and Cable Assembly	M00636A001	-	C
4	Capacitor Cable (obsolete, see note 4)	-	M00484A001	A
5	Infrared Sensor Printer Cable	R20771-G1	-	A

Where Used Key:

A. Encore 500 only

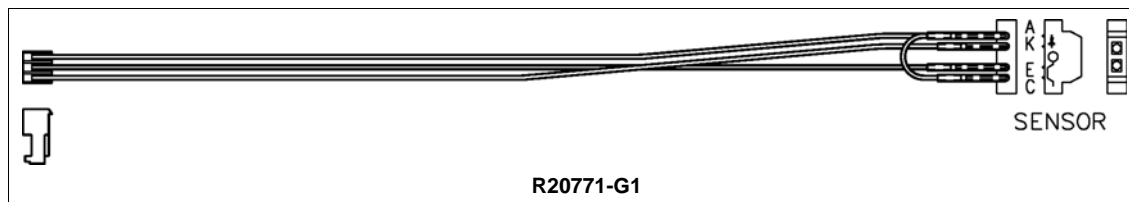
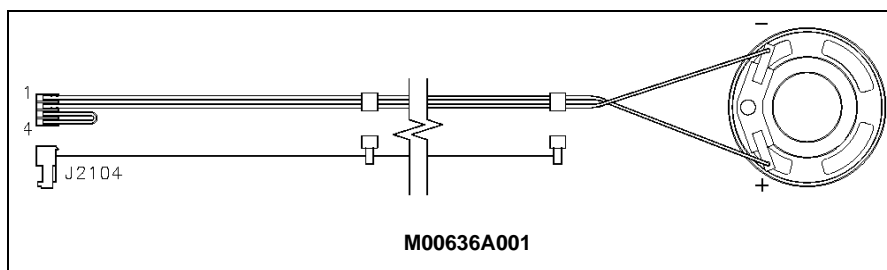
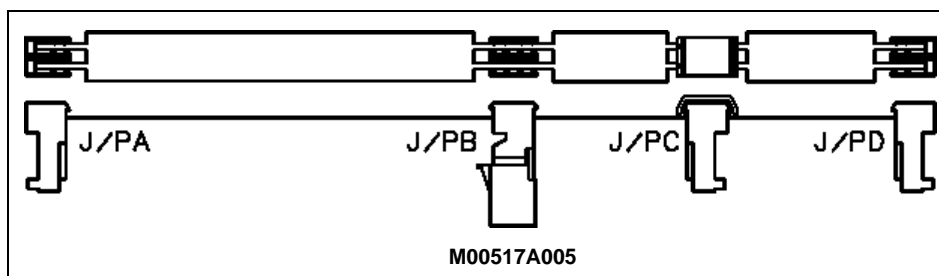
B. Encore 500 Ultra-Hi only

C. Both (Encore 500 and Encore 500 Ultra-Hi)

Notes:

1. M00517A005 Cable is required with pumps older than serial number En0015xx.
2. This cable is used on Monochrome Display (Q13908 or M02636A001).
3. Use Printer Cable (M00517A005) along with Backlight Cable (R20778-01).
4. No replacement.

Printer Option (M00317A001) Illustrations

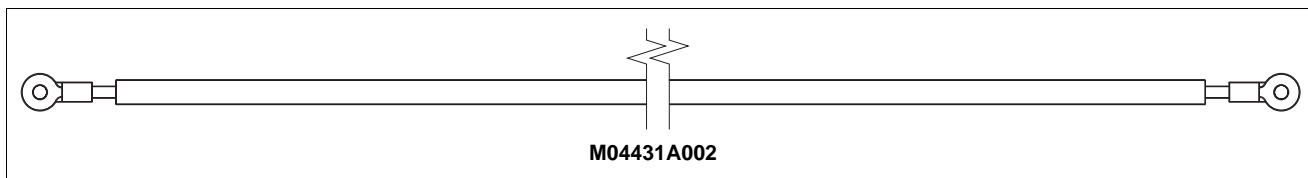

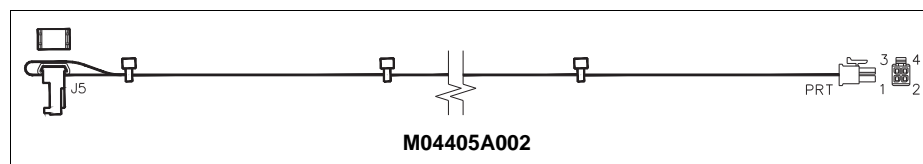
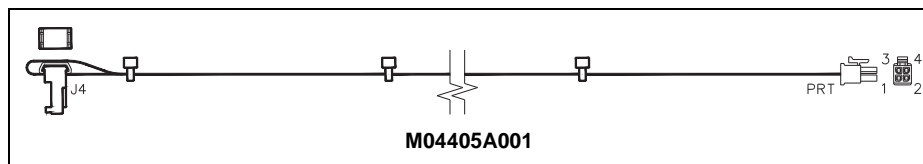
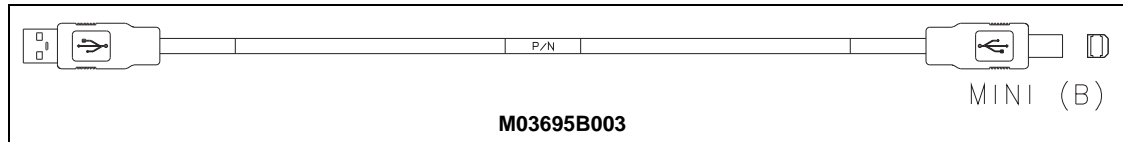


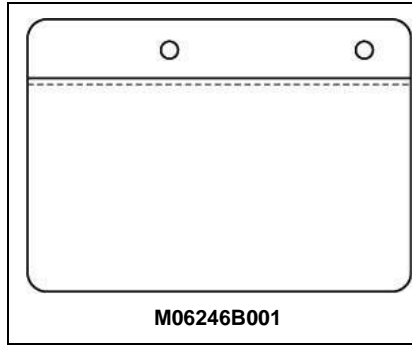
USB Printer Option [M04119A001 (After November 2004)]

Item #	Cable Description	Current Part	Previous Part	Where Used
1	USB Cable	M03695B003	-	C
2	+24 V Printer Cable (A-side)	M04405A001	-	C
3	+24 V Printer Cable (B-side)	M04405A002	-	A
4	Ground Cable (Printer to Monochrome Bracket)	M04431A003	M04431A001	A
5	Ground Cable (Monochrome Bracket to CD Module)	M04431A002	-	A
6	Bracket, Cable Clamp	M06246B001		D

Where Used Key:
 A. Encore 500 only
 B. Encore 500 Ultra-Hi only
 C. Both (Encore 500 and Encore 500 Ultra-Hi)
 D. Encore S Series

USB Printer Option (M04119A001) Illustrations



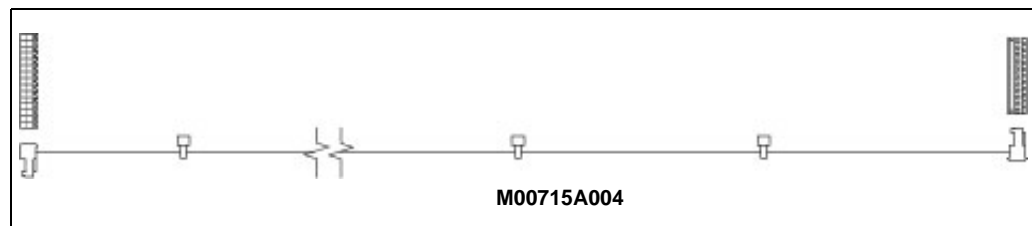
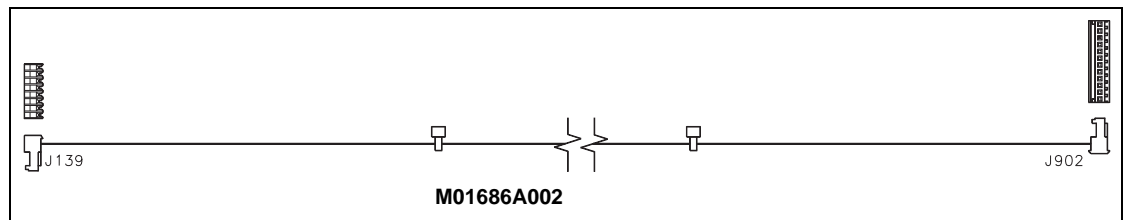


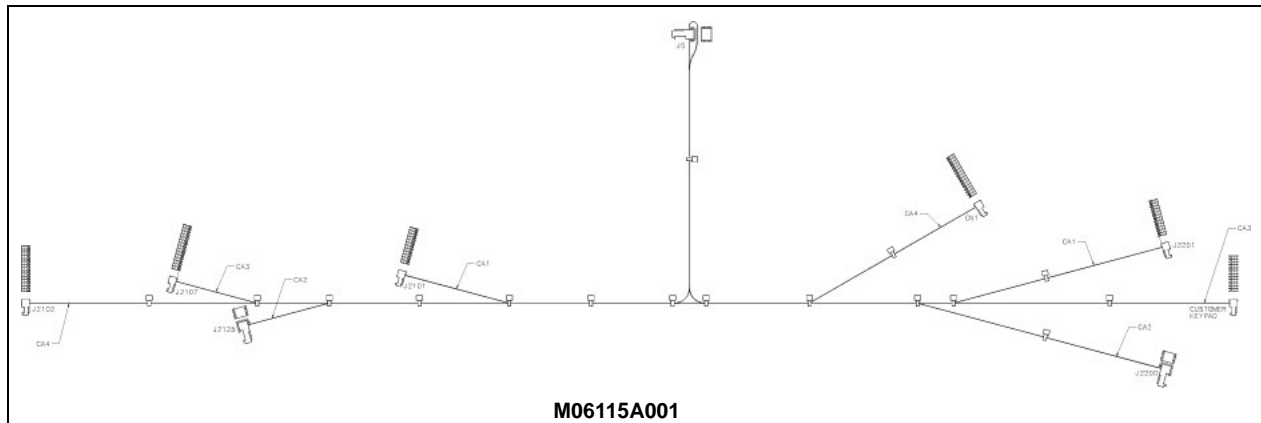
Programmable Pump Preset (PPP) Option

Item #	Cable Description	Current Part	Previous Part	Where Used
1	Customer Miscellaneous Cable	M01686A002	M01686A001 M01202A001	A
2	Customer Keypad Cable	M00715A004	-	C
3	PPU/Customer/Card Cable	M06115A001	-	D

Where Used Key:
 A. Encore 500 only
 B. Encore 500 Ultra-Hi only
 C. Both (Encore 500 and Encore 500 Ultra-Hi)
 D. Encore S Series

PPP Cable Illustrations





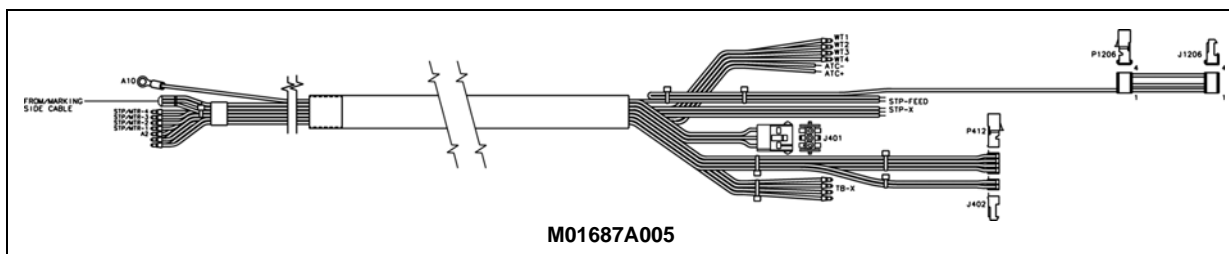
Pumping Unit Option [Self-contained (Before November 2004)]

Item #	Cable Description	Current Part	Previous Part	Where Used
1	Customer Miscellaneous Cable (obsolete, see note)	-	M01687A005 M01003A007 M01003A006	A
2	Customer Keypad Cable (obsolete, see note)	-	-	A

Where Used Key:
 A. Encore 500 only
 B. Encore 500 Ultra-Hi only
 C. Both (Encore 500 and Encore 500 Ultra-Hi)
 D. Encore S Series

Note: No replacement.

Pumping Unit Cable Illustrations

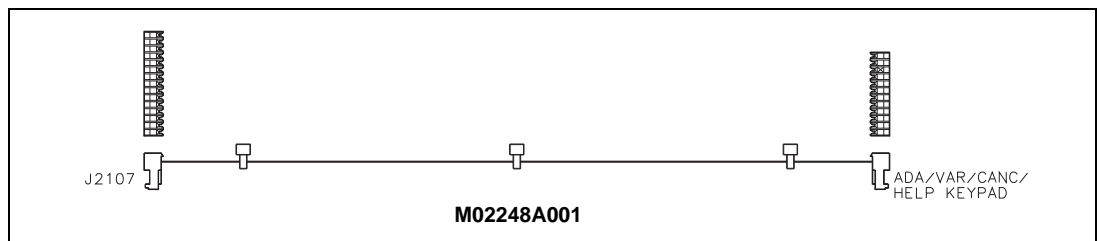
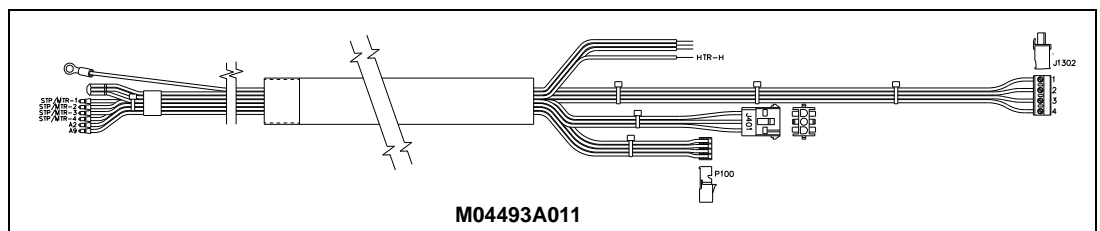


Pumping Unit Option [Self-contained (After November 2004 and Before April 2006)]

Item #	Cable Description	Current Part	Previous Part	Where Used
1	Customer Miscellaneous Cable	M04493A011	M04493A004	A
2	Customer Keypad Cable	M02248A001	-	C

Where Used Key:
 A. Encore 500 only
 B. Encore 500 Ultra-Hi only
 C. Both (Encore 500 and Encore 500 Ultra-Hi)
 D. Encore S Series

Pumping Unit Cable Illustrations

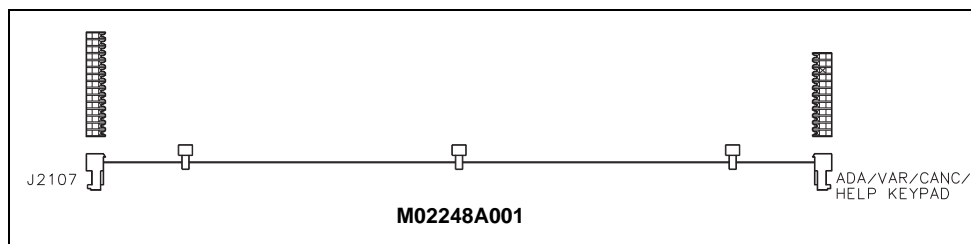
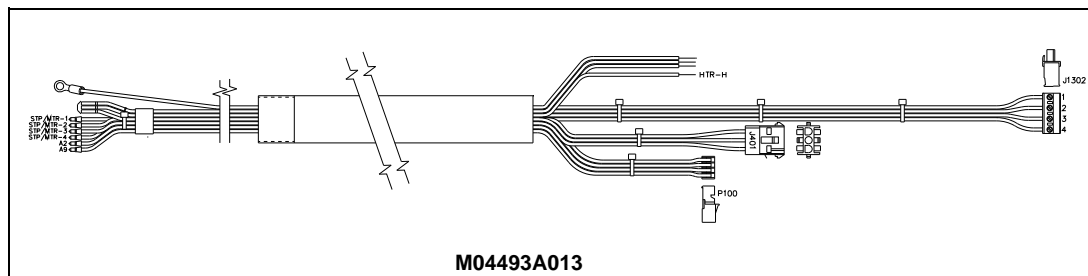


Pumping Unit Option [Self-contained (After April 2006)]

Item #	Cable Description	Current Part	Previous Part	Where Used
1	Customer Miscellaneous Cable	M04493A013	M04493A006 M04493A004	A
2	Customer Keypad Cable	M02248A001	-	C

Where Used Key:
 A. Encore 500 only
 B. Encore 500 Ultra-Hi only
 C. Both (Encore 500 and Encore 500 Ultra-Hi)
 D. Encore S Series

Pumping Unit Cable Illustrations

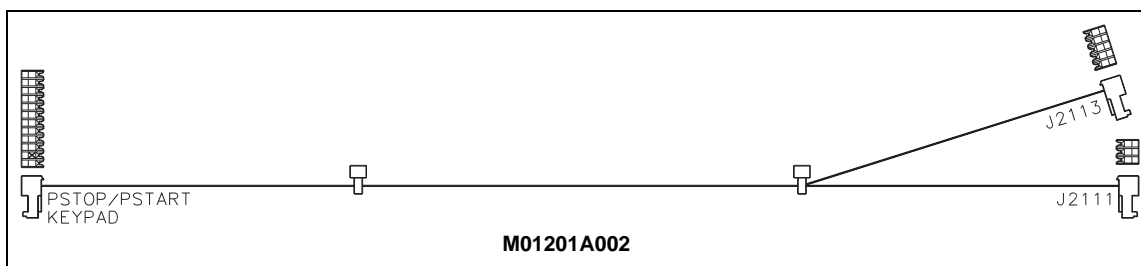


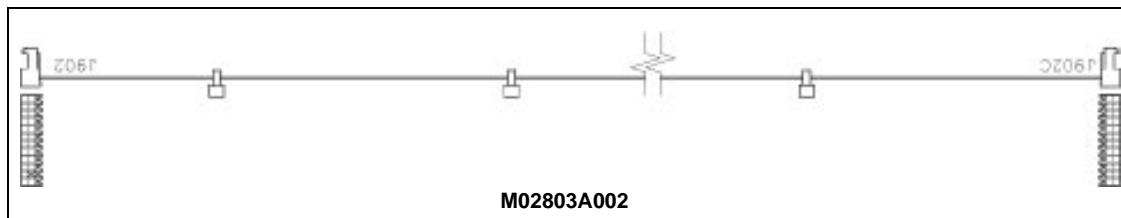
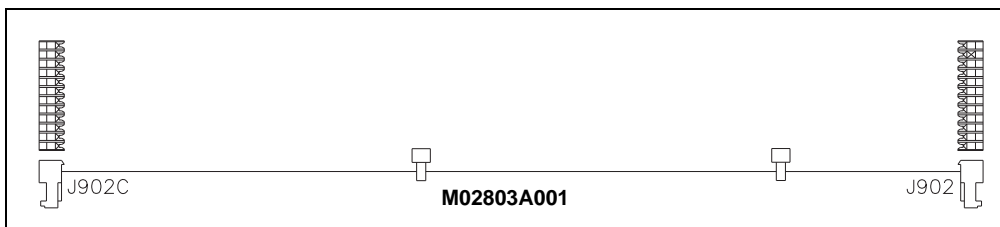
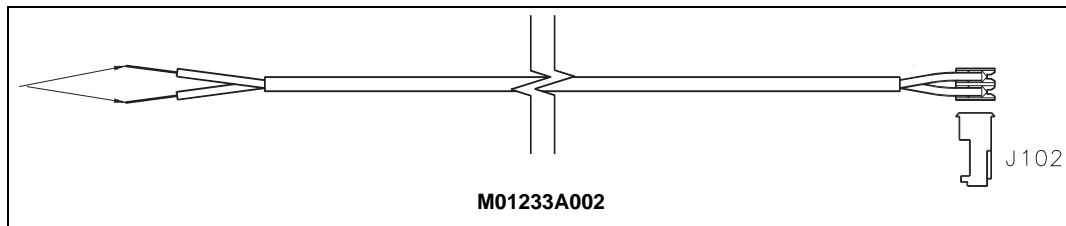
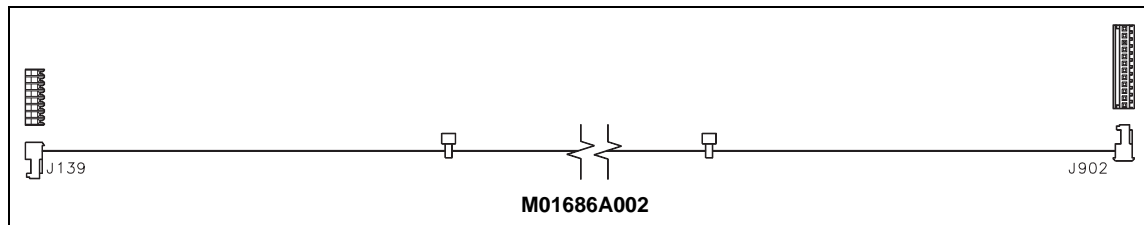
Pump Stop/Push-to-Start/Call Option (Before November 2004)

Item #	Cable Description	Current Part	Previous Part	Where Used
1	Customer Miscellaneous Cable	M01201A002	M01201A001	C
2	Customer Keypad Cable	M01686A002	M01202A001	-
3	PPU/Customer/Card Cable	M01233A002	-	C
4	Keypad to Call Interface Cable	M02803A001	-	C
5	Keypad to Call Interface Cable (Enhanced)	M02803A002	-	D

Where Used Key:
 A. Encore 500 only
 B. Encore 500 Ultra-Hi only
 C. Both (Encore 500 and Encore 500 Ultra-Hi)
 D. Encore S Series

Pump Stop/Push-to-start/Call Option Cable Illustrations



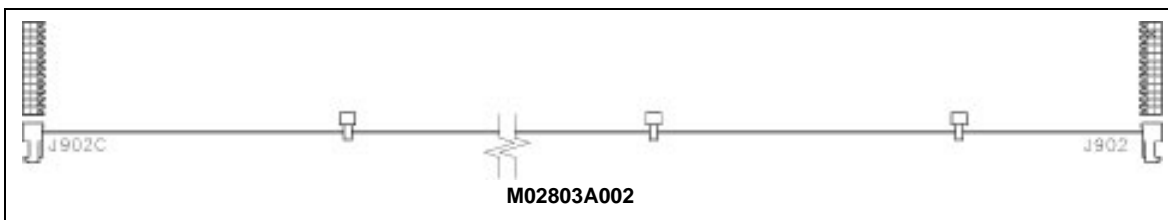
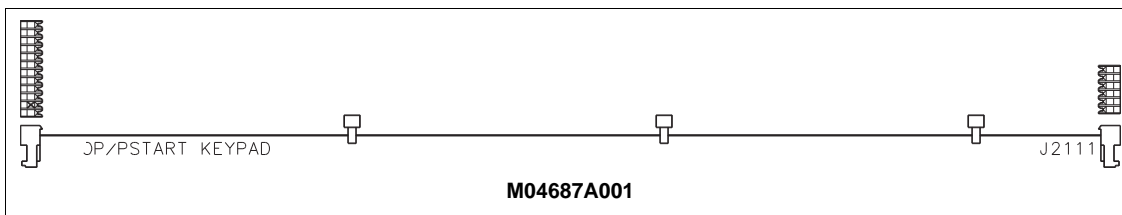
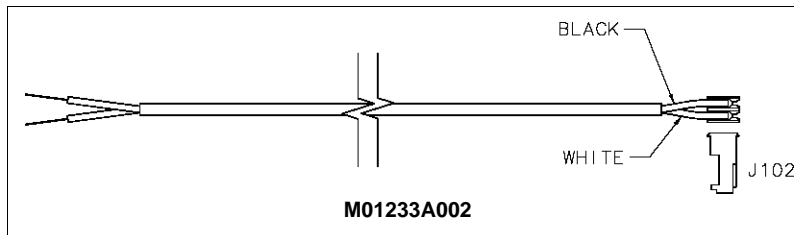
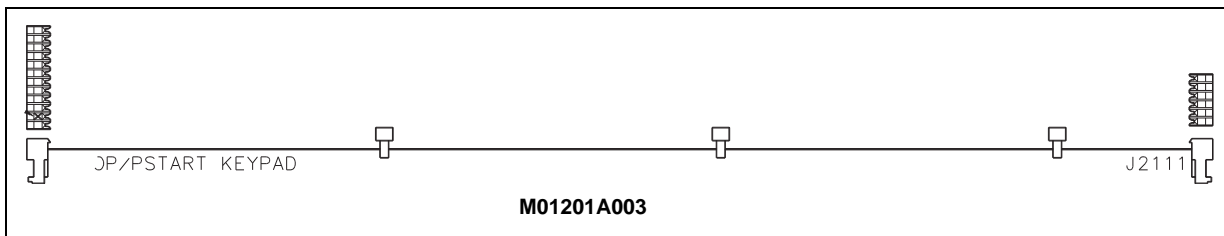


Pump Stop/Push-to-start/Call Option (After November 2004)

Item #	Cable Description	Current Part	Previous Part	Where Used
1	Customer Miscellaneous Cable	M01201A003	-	C
2	Customer Keypad Cable	M01233A002	-	C
3	PPU/Customer/Card Cable	M04687A001	-	C
4	Keypad to Call Interface Cable	M02803A002	-	D

Where Used Key:
 A. Encore 500 only
 B. Encore 500 Ultra-Hi only
 C. Both (Encore 500 and Encore 500 Ultra-Hi)
 D. Encore S Series

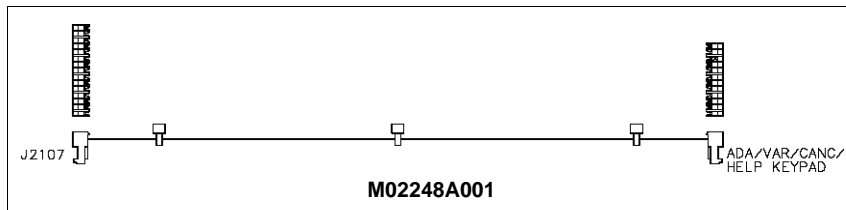
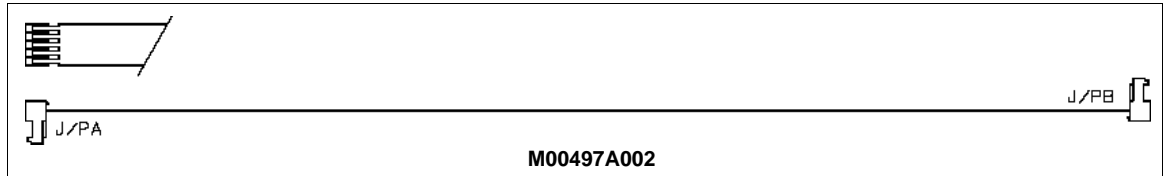
Pump Stop/Push-to-start/Call Option Cable Illustrations



SmartPad Option

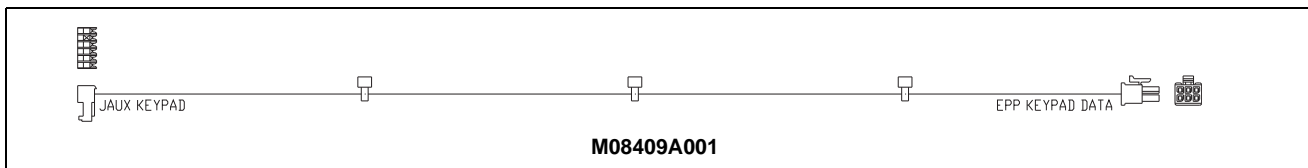
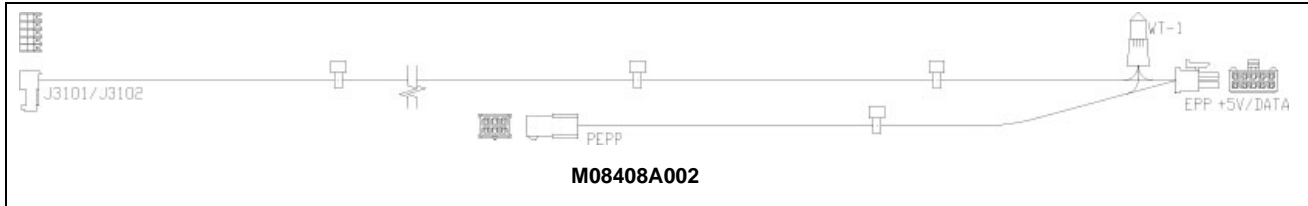
Item #	Cable Description	Current Part	Previous Part	Where Used
1	Customer Miscellaneous Cable	M00497A002	-	C
2	Customer Keypad Cable	M02248A001	-	C

SmartPad Cable Illustrations



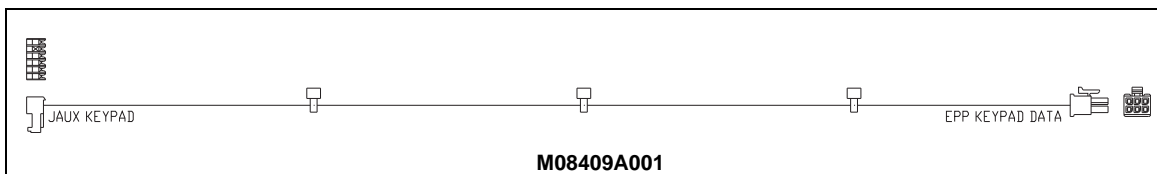
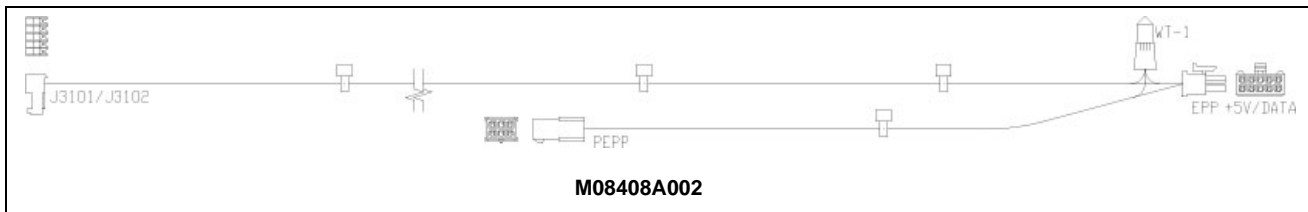
FlexPay EPP Option

Encore S



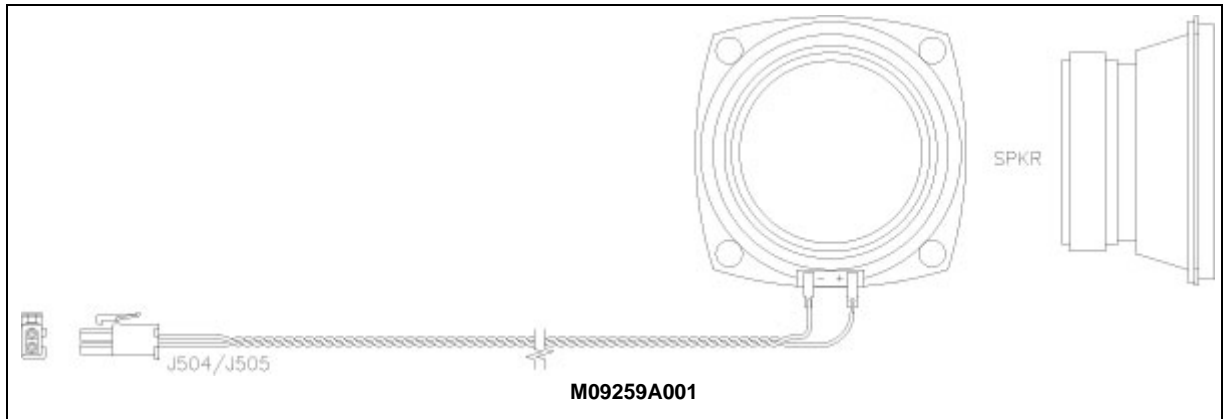
Item #	Cable Description	Current Part	Previous Part	Where Used
1	Customer Miscellaneous Cable	M08408A002	-	-
2	Customer Keypad Cable	M08409A001	-	-

Encore S E-CIM




Item #	Cable Description	Current Part	Previous Part	Where Used
1	Customer Miscellaneous Cable	M08408A002	-	-
2	Customer Keypad Cable	M08409A001	-	-

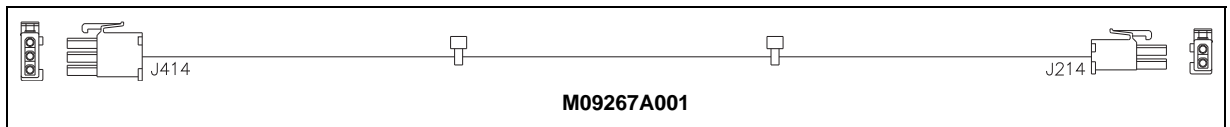
FlexPay UPT



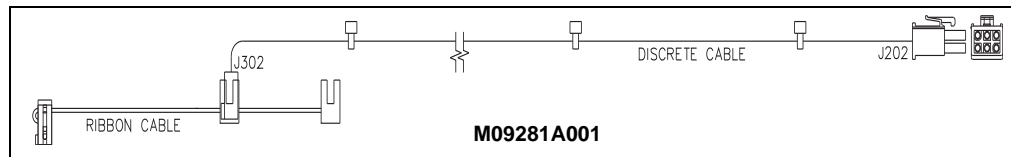
Item #	Description	Current Part	Previous Part	Where Used
1	Cable, Wire, and Speaker	M09259A001	-	-



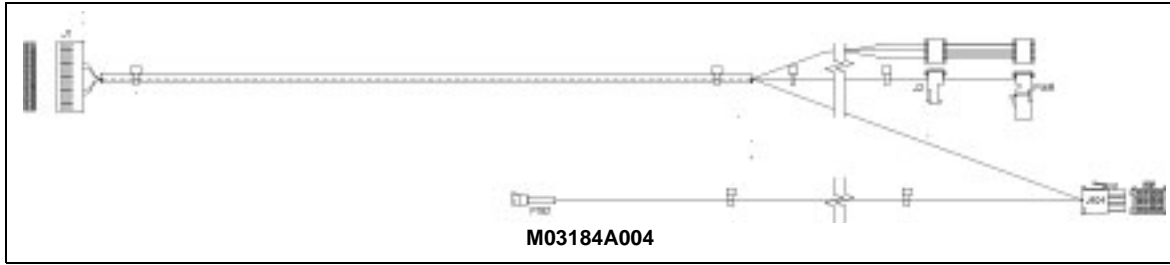
Item #	Description	Current Part	Previous Part	Where Used
1	Cable, Progressive Light Control	M09266A001	-	-



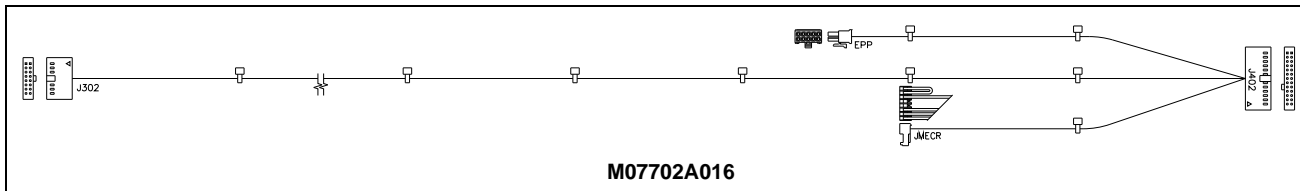
Item #	Description	Current Part	Previous Part	Where Used
1	Cable, Beeper SPP to Peripheral Interface PCB (PIP)	M09267A001	-	-



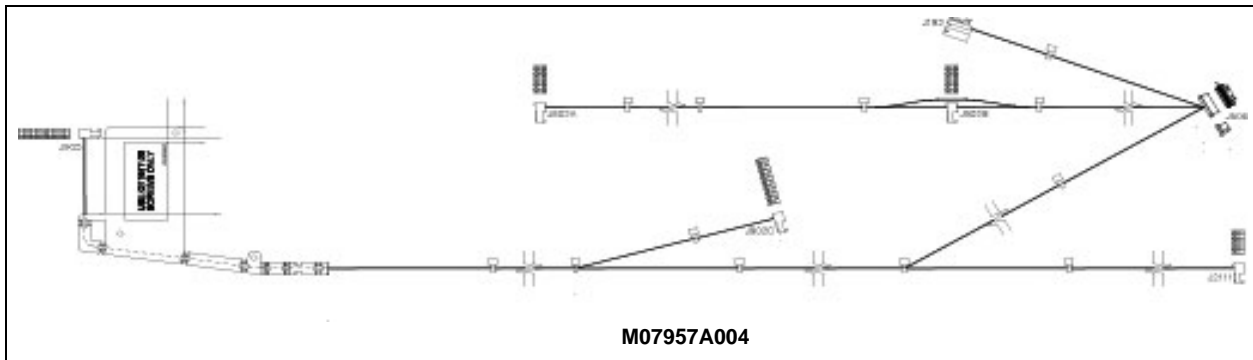
Item #	Description	Current Part	Previous Part	Where Used
1	Cable, Cash Acceptor Interface	M09281A001	-	-



Item #	Description	Current Part	Previous Part	Where Used
1	Cable, Cash Acceptor	M03184A004	-	-



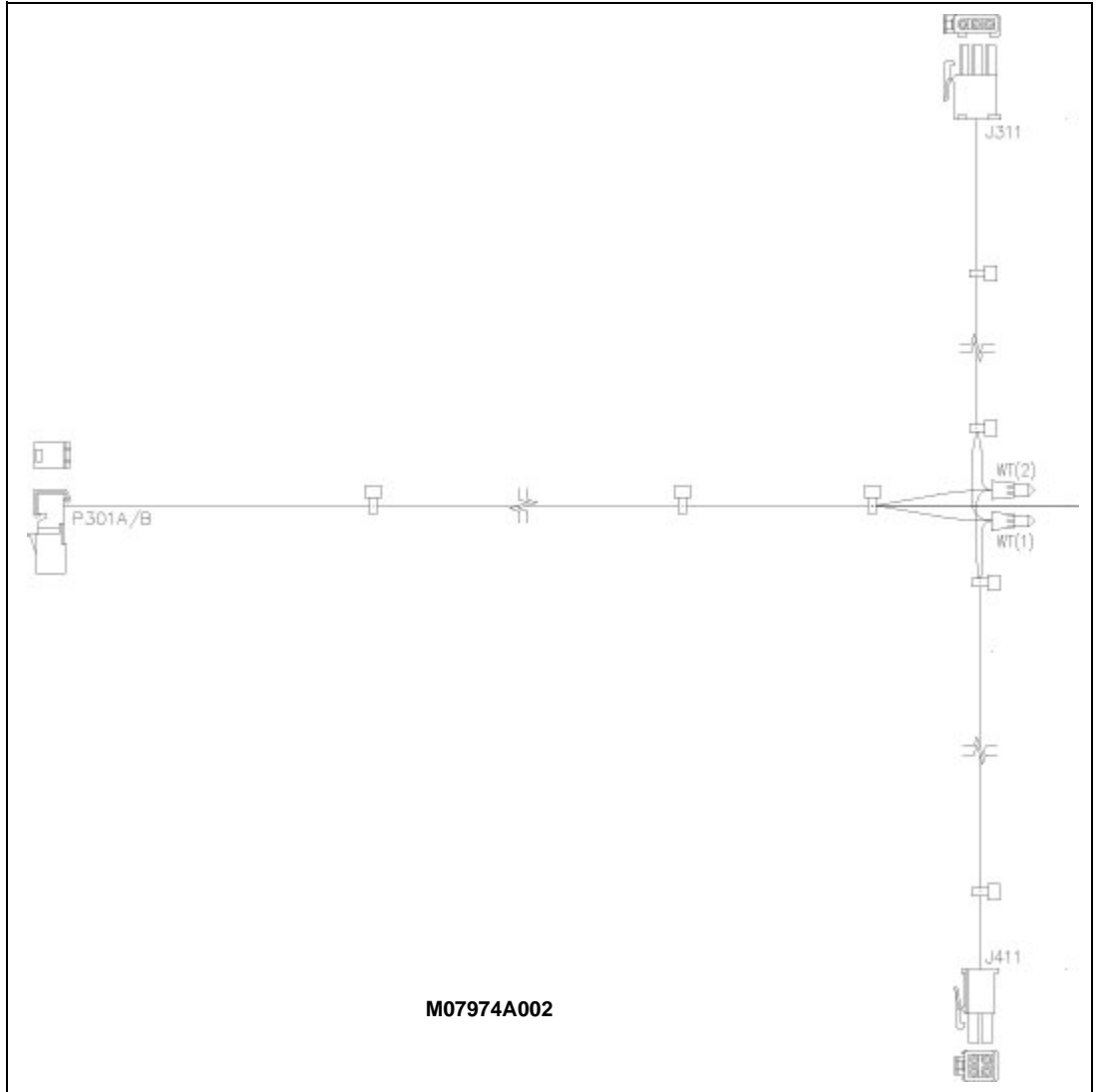
Item #	Description	Current Part	Previous Part	Where Used
1	Cable, TCR/FlexPay EPP/Two-wire to SPP	M07702A016	M0770012	-




Item #	Description	Current Part	Previous Part	Where Used
1	Cable, 7-button Keypad	M07957A004	-	-

Item #	Description	Current Part	Previous Part	Where Used
1	Cable, SMART Connect™ Data (obsolete, see note)	-	M07970A002	-


Note: No replacement.



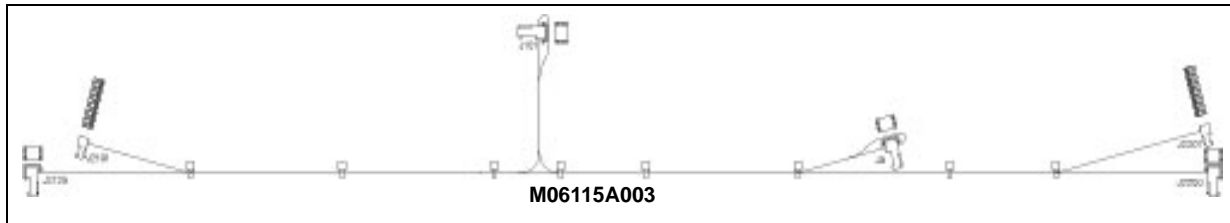
Item #	Description	Current Part	Previous Part	Where Used
1	Cable, DC Power SIP	M07974A002	-	-



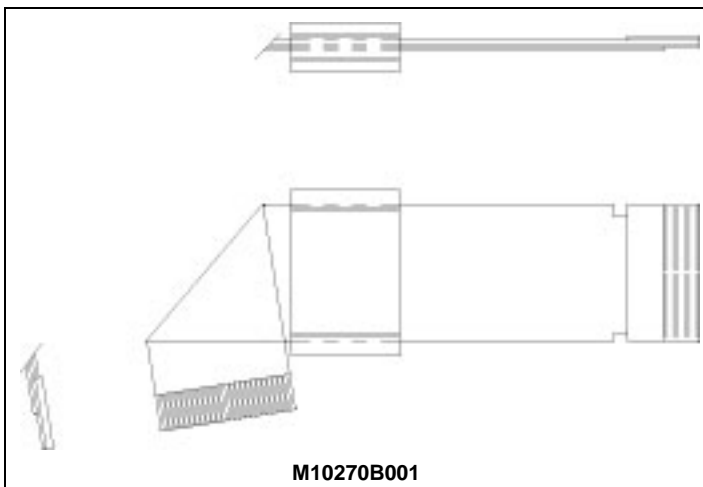
Item #	Description	Current Part	Previous Part	Where Used
1	Cable, Barcode Scanner	M08010A002	-	-



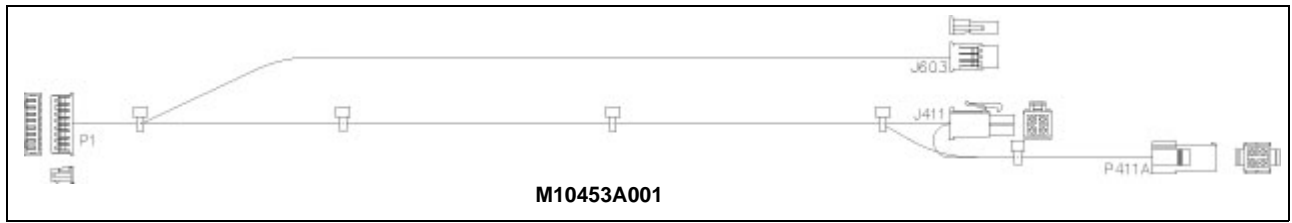
Item #	Description	Current Part	Previous Part	Where Used
1	Cable, Light/Multi-protocol Reader/Power	R20773-G4	-	-



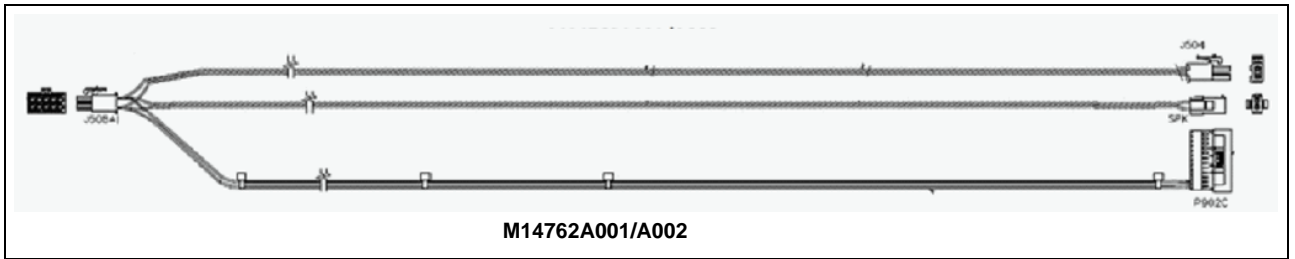
Item #	Description	Current Part	Previous Part	Where Used
1	Cable, PPU Backlight EMV	M06115A003	-	-



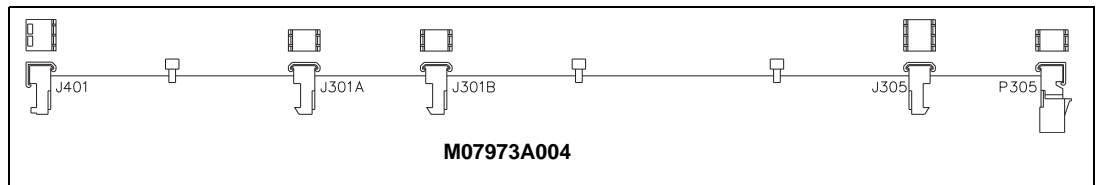
Item #	Description	Current Part	Previous Part	Where Used
1	Cable, Adapter (ZIF) 10.4" Display	M10270B001	-	-



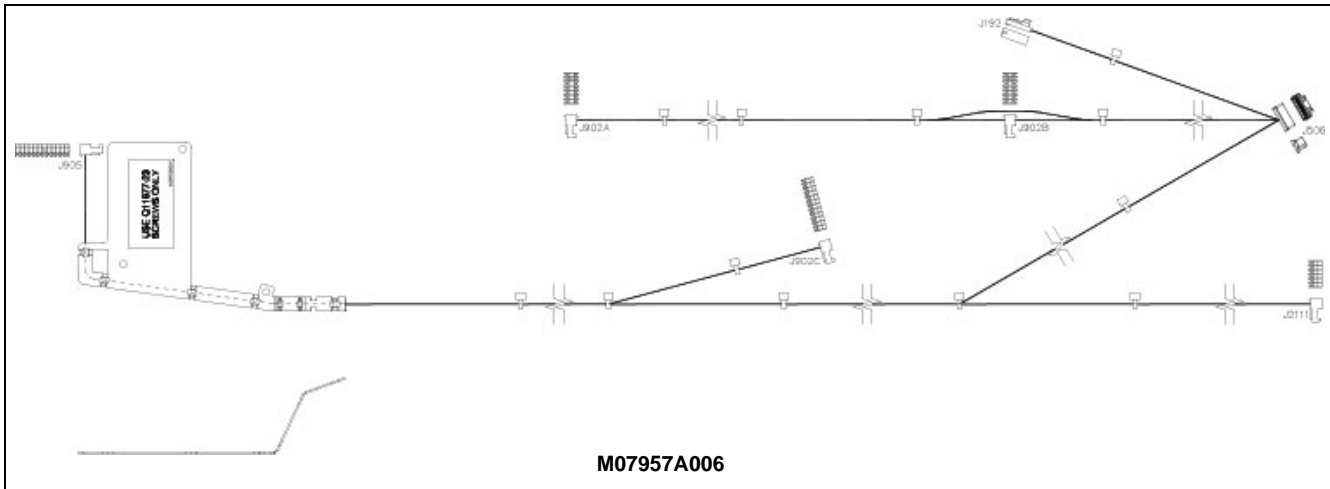
Item #	Description	Current Part	Previous Part	Where Used
1	Cable, 10.4" Color Inverter Power	M10453A001	-	-




Item #	Description	Current Part	Previous Part	Where Used
1	Cable, Intercom Interface	M14762A001 M14762A002	M10590A001	-



Item #	Description	Current Part	Previous Part	Where Used
1	Cable, DC Power 5.7" Display	M07973A004	-	-



Item #	Description	Current Part	Previous Part	Where Used
1	Cable, Keypad 5.7" Display	M07957A006	-	-



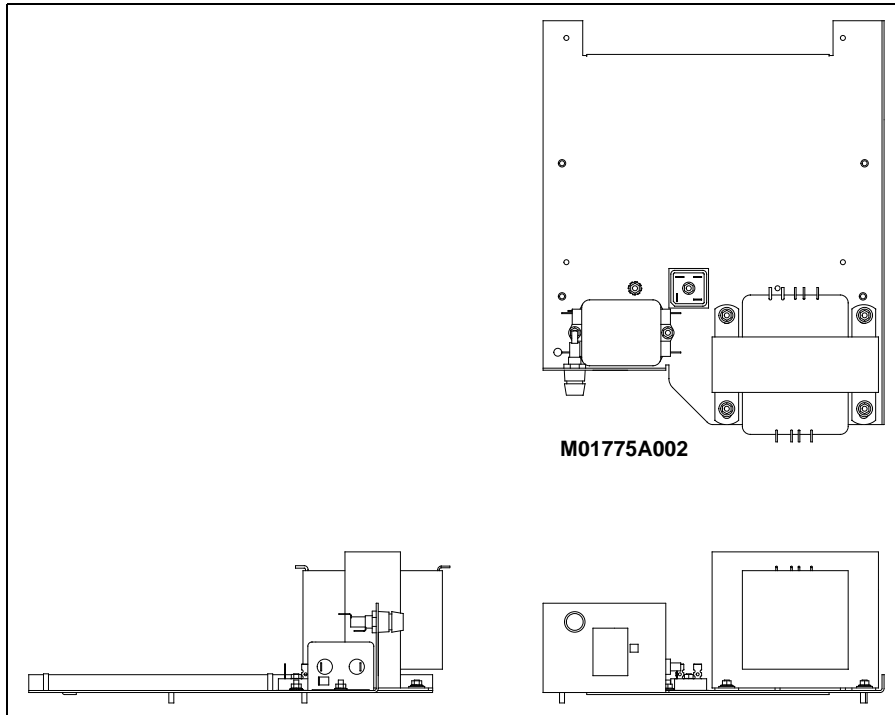
Item #	Description	Current Part	Previous Part	Where Used
1	ZIF Cable, Reverse Bare	M09224B001	-	-

VaporVac Option

Item #	Cable Description	Current Part (without vapor valves)	Previous Part (with vapor valves)	Where Used
1	PCN to VaporVac Cable	M00549A002	M00549A002	A
2	VaporVac Valve/Motor Upper Housing Control	M00830A003	-	A
3	Conduit and Cable Assembly (Valve and Motor Control CD Module)	M00845A003	M00845A002	A
4	Ribbon Cable, 20 con (Reg/Logic)	R17995-G4	R17995-G4	A
5	Ribbon Cable Assembly	R19665-G1	R19665-G1	A
6	Ribbon Cable Assembly, 20 con	-	R19666-G1	A
7	Ribbon Cable Assembly, 34 con	R19667-G1	R19667-G1	A
8	Ribbon Cable, 24 con	R19672-G1	R19672-G1	A
9	Multiplex Interface Cable	R19699-G1	R19699-G1	A

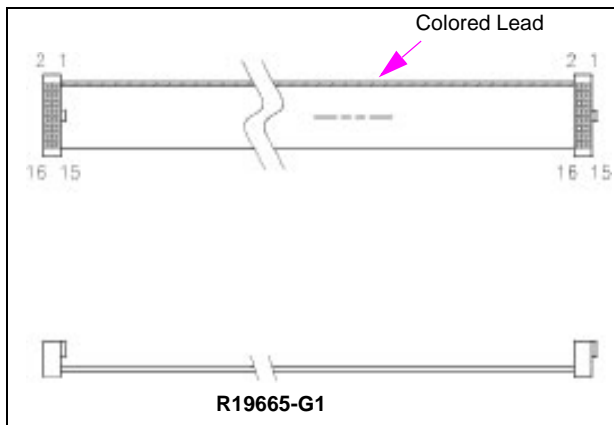
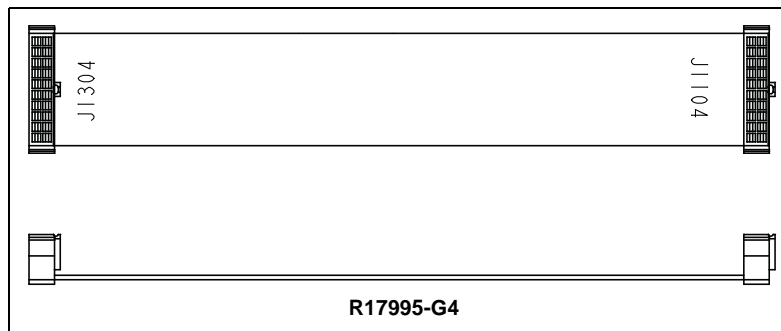
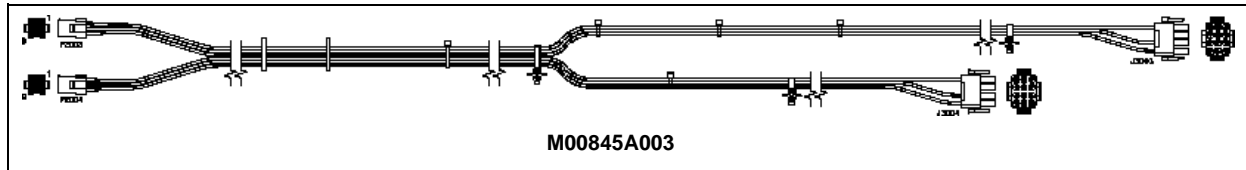
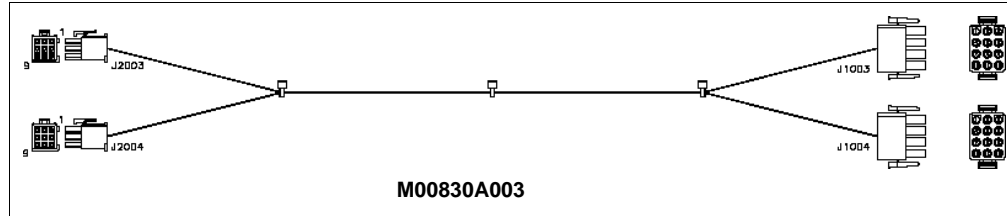
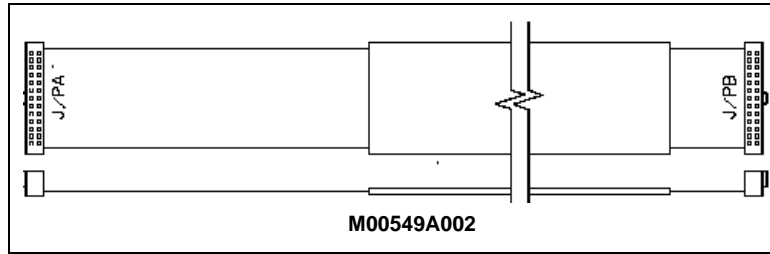
Where Used Key:
 A. Encore 500 only
 B. Encore 500 Ultra-Hi only
 C. Both (Encore 500 and Encore 500 Ultra-Hi)

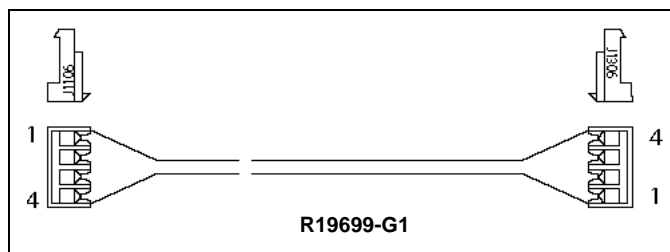
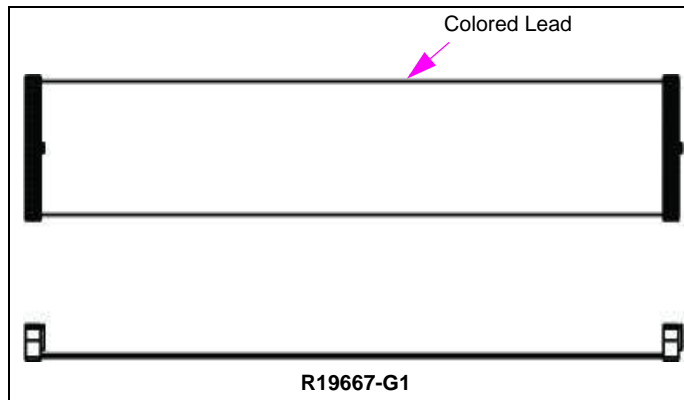
VaporVac Power Supply (Encore 500/500 S/300)



Item #	Description	Current Part	Previous Part	Quantity
1	VaporVac Power Supply	M01775A002	-	1

VaporVac Cable Illustrations





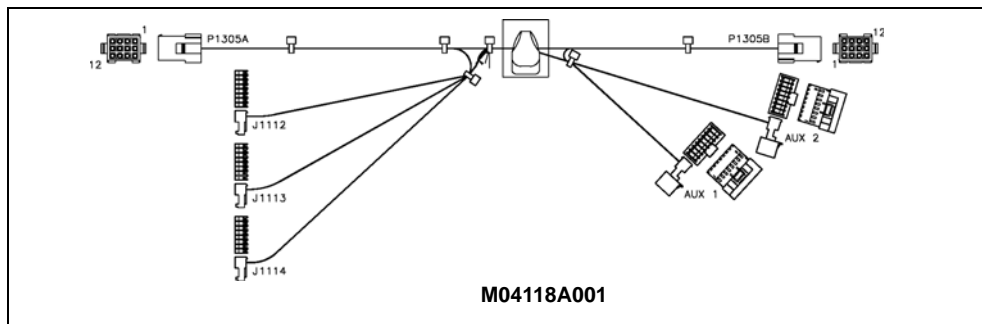
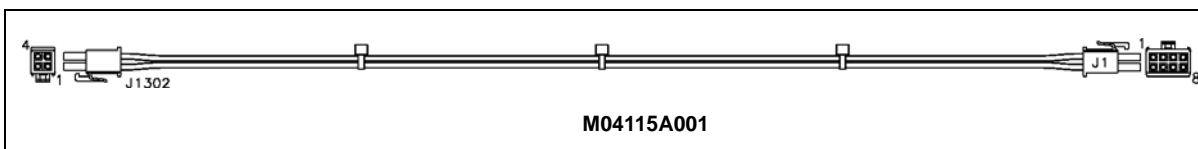
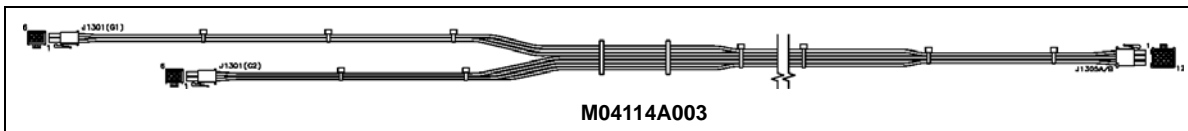
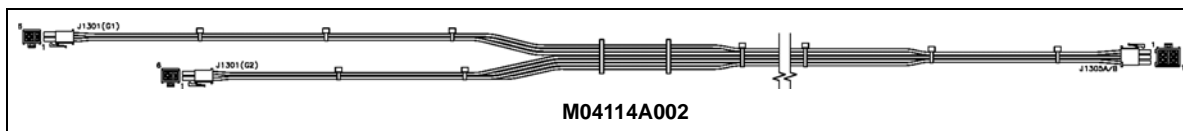
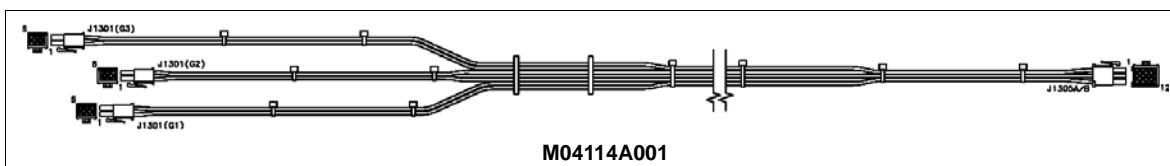
Encore Ecometer™ and 550 SMART Meter Cables

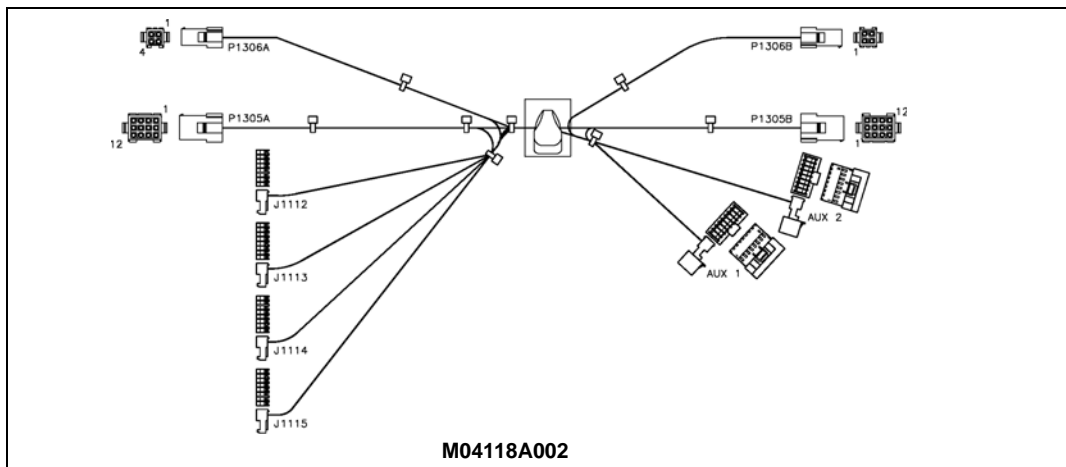
SMART Meter Cables

Item #	Cable Description	Current Part	Previous Part
1	Cable, Flow Detection Blended Metering Encore 500 (obsolete, see note 1)	-	M04113A001
2	Conduit and Cable, Ecometer and SMART Meter Pulser (see note 2)	M14370K001	M04114A001
3	Conduit and Cable, Assembly (4-grade MPD 3+1 Ecometer and SMART Meter) (see note 3)	M14370K001	M04114A002
4	Conduit and Cable, Ecometer and SMART Meter Pulser Assembly (Extended Reach) (see note 3)	M14370K001	M04114A003
5	Cable, Flow Detection Straight Grade Metering ENC500	M04115A001	-
6	Cable, Pulser Interface SMART Meter (3-grade MPD and Blenders)	M04118A001	-
7	Cable, Pulser Interface SMART Meter (4-grade MPD)	M04118A002	-

Item #	Cable Description	Current Part	Previous Part
Not Shown			
-	Cable, Pulser Interface Ecometer (3-grade MPD and Blenders) (see note 4)	M14370K001	M07677A001
-	Cable, Pulser Interface Ecometer (4-grade MPD) (see note 5)	M14370K001	M07677A002
<p><i>Notes:</i></p> <ol style="list-style-type: none"> 1. No replacement. 2. M04114A002 is the substitute part number for M04114A001. M04114A002 replaced by M14370K001. 3. M04114A002 and M04114A003 Conduit and Cable Assemblies are replaced by M14370K001. 4. M07677A001 Pulser Interface Ecometer (3-grade MPD and Blenders) replaced by M14370K001 Smart Meter Cable Kit. 5. M07677A002 Pulser Interface Ecometer (4-grade MPD) replaced by M14370K001 Smart Meter Cable Kit. 			

SMART Meter Cable Illustrations


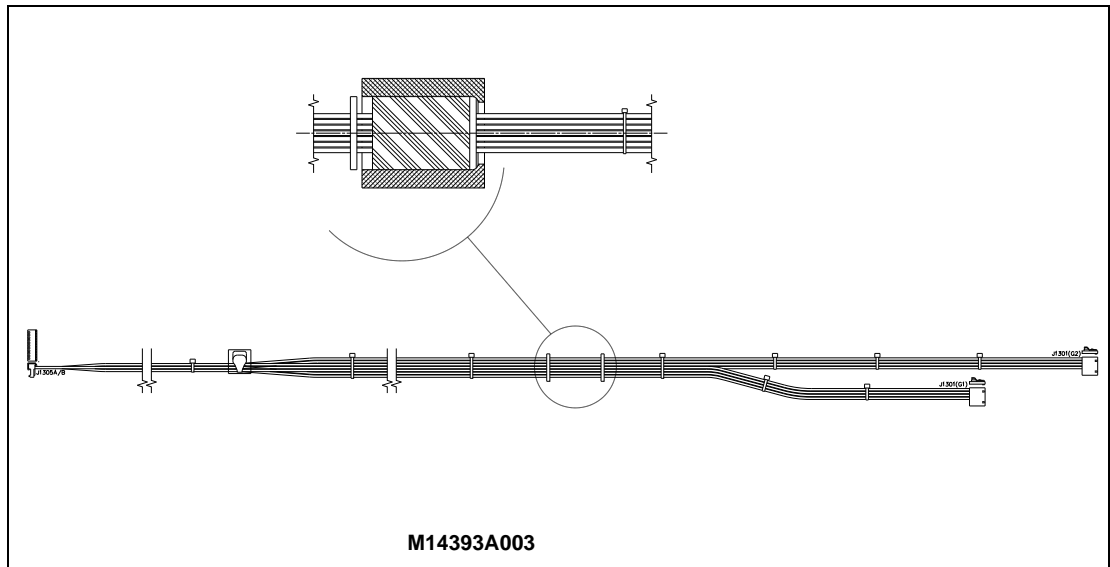
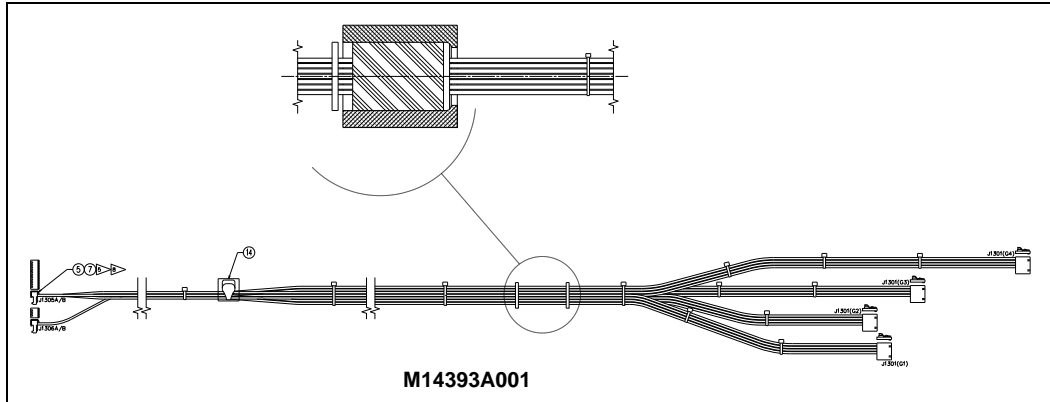




Ecometer Cables

Item #	Cable Description	Current Part	Previous Part	Quantity
	Ecometer Cable Kit (see notes 1, 2, and 3)	M14370K001	M07677A001	
		M14370K001	M07677A002	
		M14370K001	M04114A002 M04114A001	
		M14370K001	M04114A003	
1	• Conduit and Cable Assembly (see note 4)	M14393A001	-	2
2	• Conduit and Cable Assembly (see note 4)	M14393A003	-	2
3	• Smart Meter MTE Cable (see note 4)	M14394A001	-	8
Notes: 1. M07677A001 Interface Pulser Cable, 1, 2, or 3-grade and 3+0 Blender and M07677A002 Interface Pulser Cable, 4-grade and 3+1 Single Hose MPD are now replaced by M14370K001 Ecometer Cable Kit. 2. M04114A001 3-grade MPD and Blenders Cable substituted by M04114A002 4-grade MPD and 3 +1 Single Hose MPD Cable. M04114A002 replaced by M14370K001 Ecometer Cable Kit. 3. M04114A002 and M04114A003 Cable Assemblies are already present in Encore 500/Ultra-Hi/550/S dispensers with SMART Meter. 4. M14370K001 Ecometer Cable Kit consist of conduit cables, smart meter cables, Grade-to-Side Adapter (GSA) PCA with assembly, screws, joint wire.				

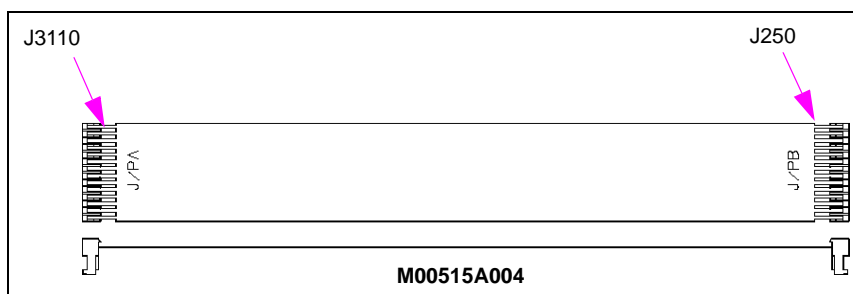
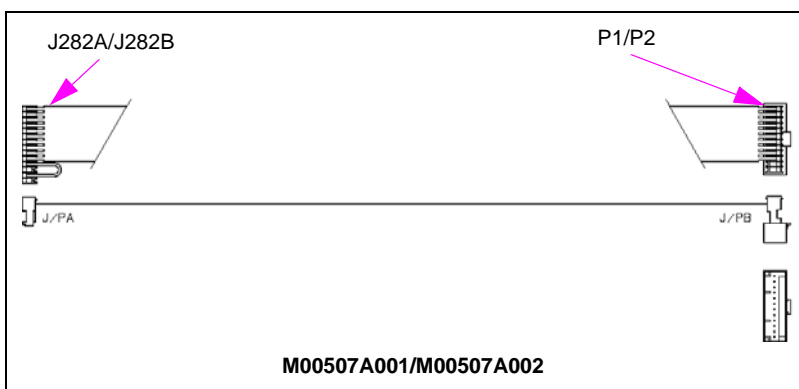
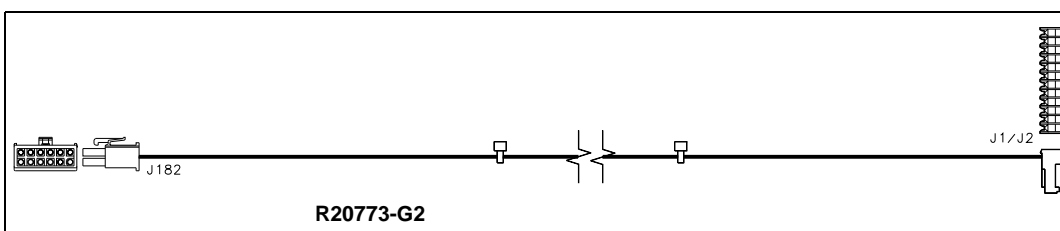
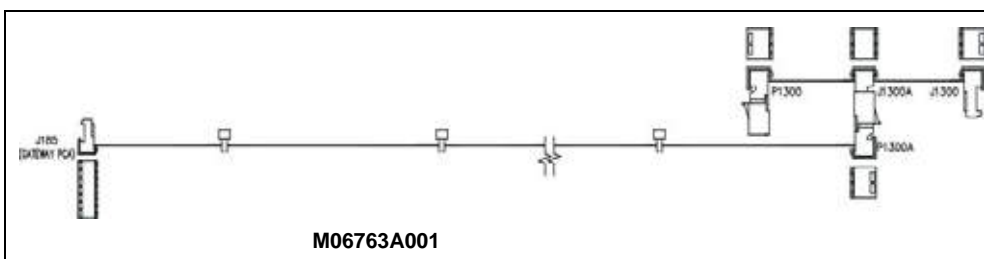
Ecometer Cable Illustrations



TRIND Cables (Encore S Series)

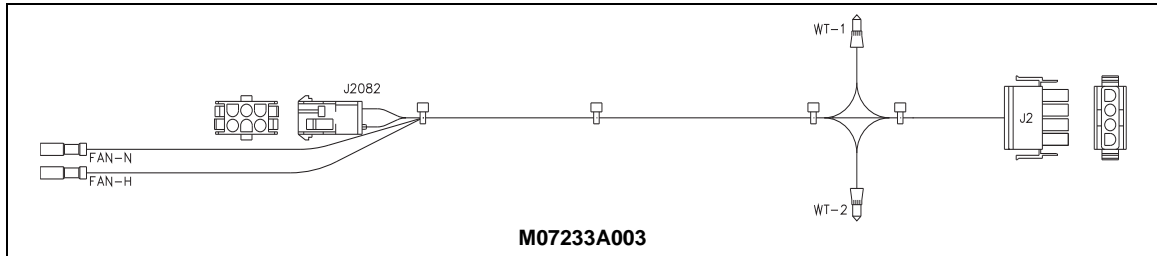
Item #	Cable Description	Current Part
1	TRIND Power Cable	M06763A001
2	Light/Multi - Protocol Reader/Power Cable	R20773-G2
3	TRIND Door Cable (Side-1)	M00507A001
4	TRIND Door Cable (Side-2)	M00507A002
5	TRIND Gateway to CCN or Generic Color Cable	M00515A004

TRIND Cable Illustrations



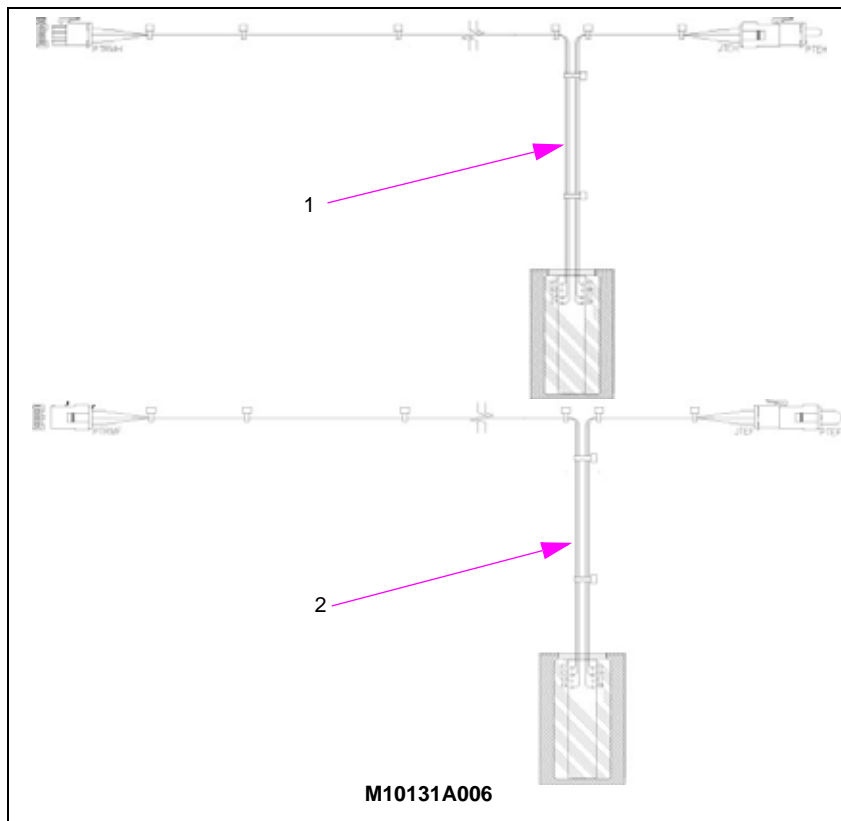
Cable Assemblies - DEF Dispenser

Heater Adapter Cable



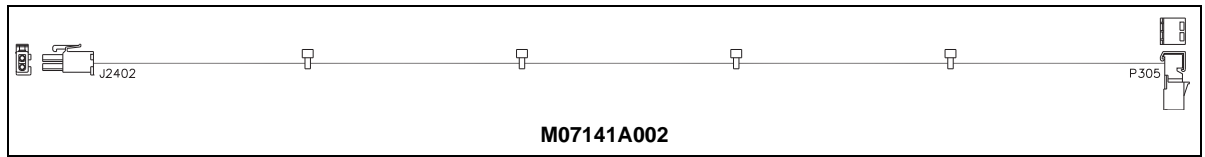
Item #	Description	Current Part	Previous Part	Quantity
1	Heater Adapter Cable	M07233A003	M07233A001	1

Sensor Cable



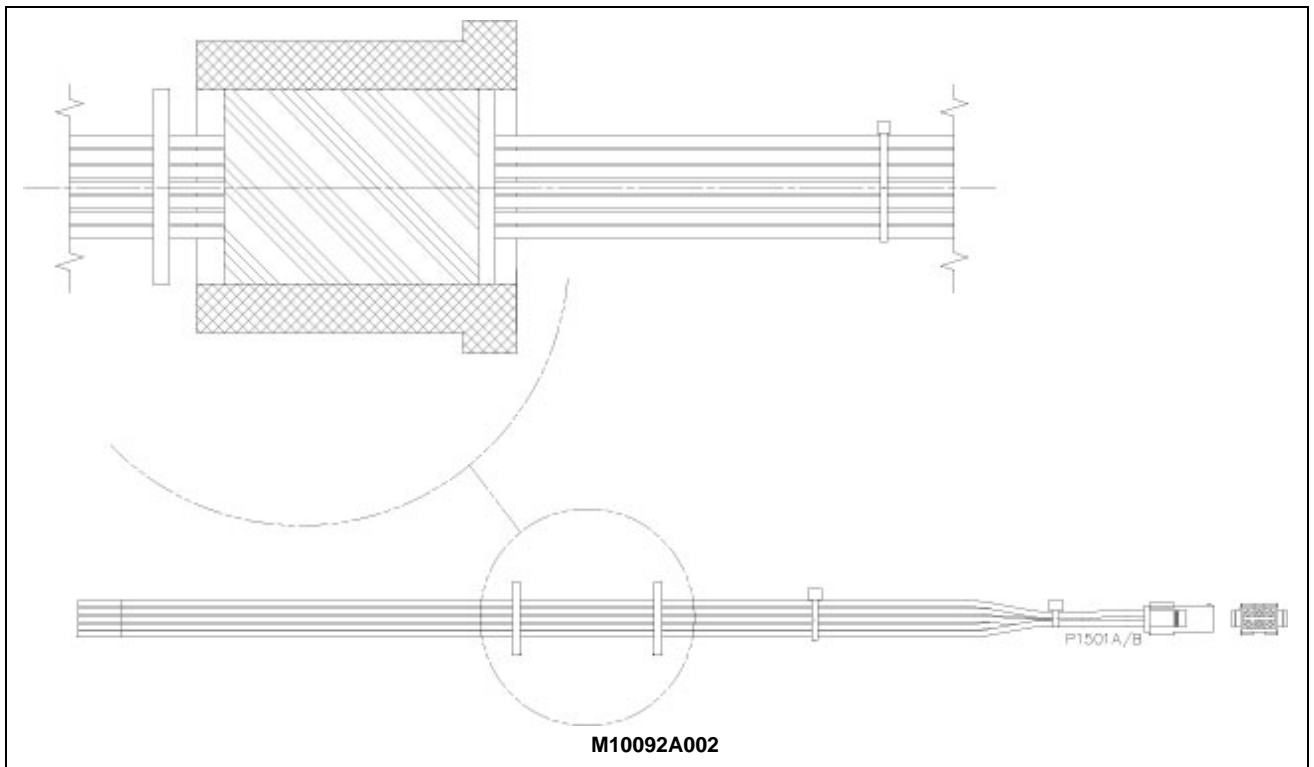
Item #	Description	Current Part	Previous Part	Quantity
1	Sensor Cable - Pump Heater Thermostat	M10131A006	-	1
2	Sensor Cable - Pump Frozen Thermostat	M10131A008	-	1

Coriolis Power Cable



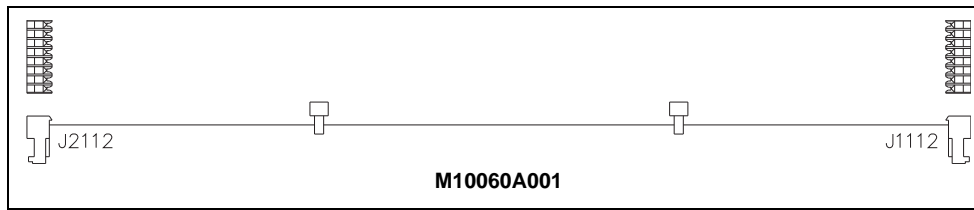
Item #	Description	Current Part	Previous Part	Quantity
1	Coriolis Power Cable	M07141A002	-	1

Conduit and Cable Assembly - Coriolis Meter



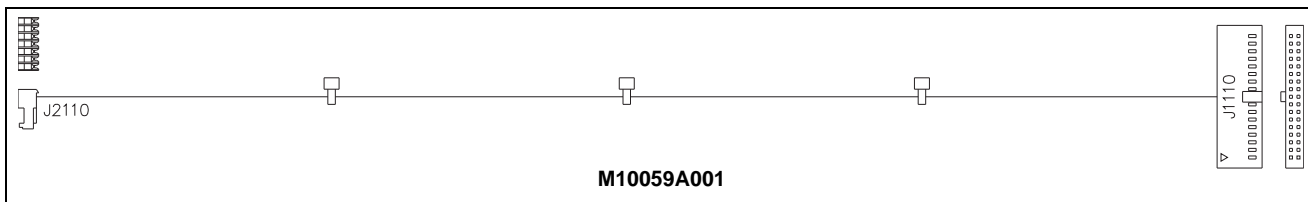
Item #	Description	Current Part	Previous Part	Quantity
1	Conduit and Cable Assembly - Coriolis Meter	M10092A002	-	1

Interface Pulser to PCN



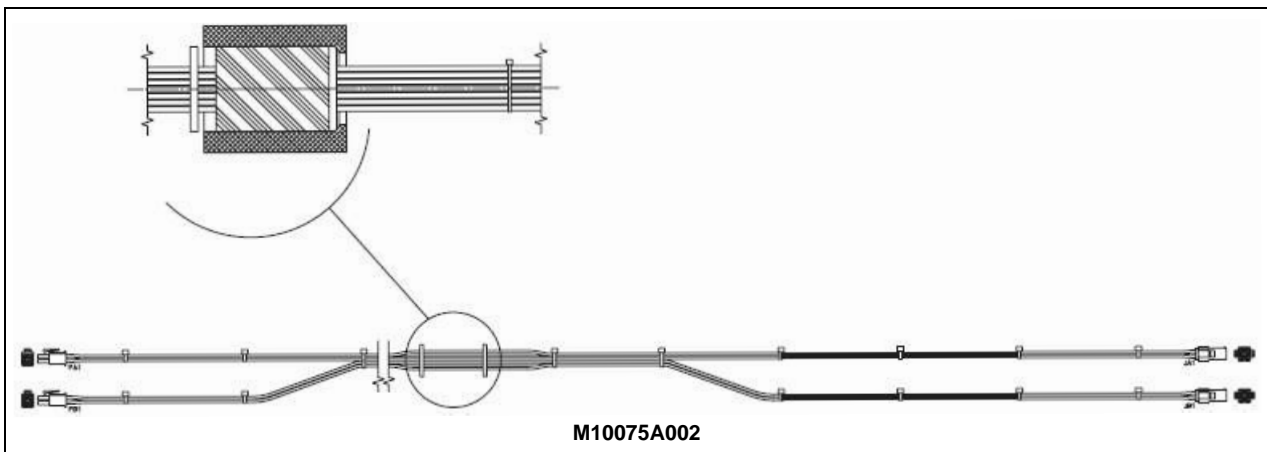
Item #	Description	Current Part	Previous Part	Quantity
1	Interface Pulser to PCN	M10060A001	-	1

Coriolis Interface Frozen Thermostats to VaporVac Input



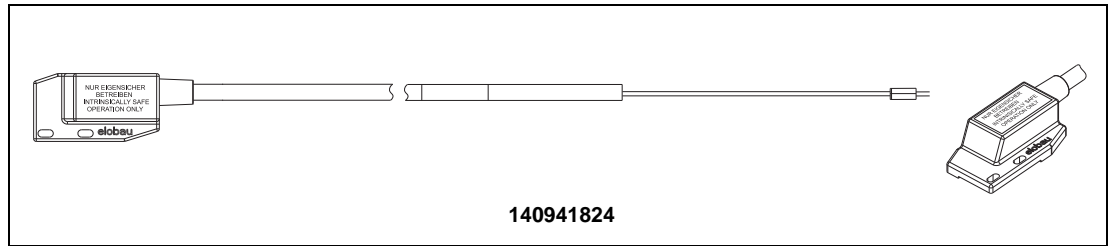
Item #	Description	Current Part	Previous Part	Quantity
1	Coriolis Interface Frozen Thermostats to VaporVac Input	M10059A001	-	1

Conduit and Cable Assembly - Coriolis Valve Extender



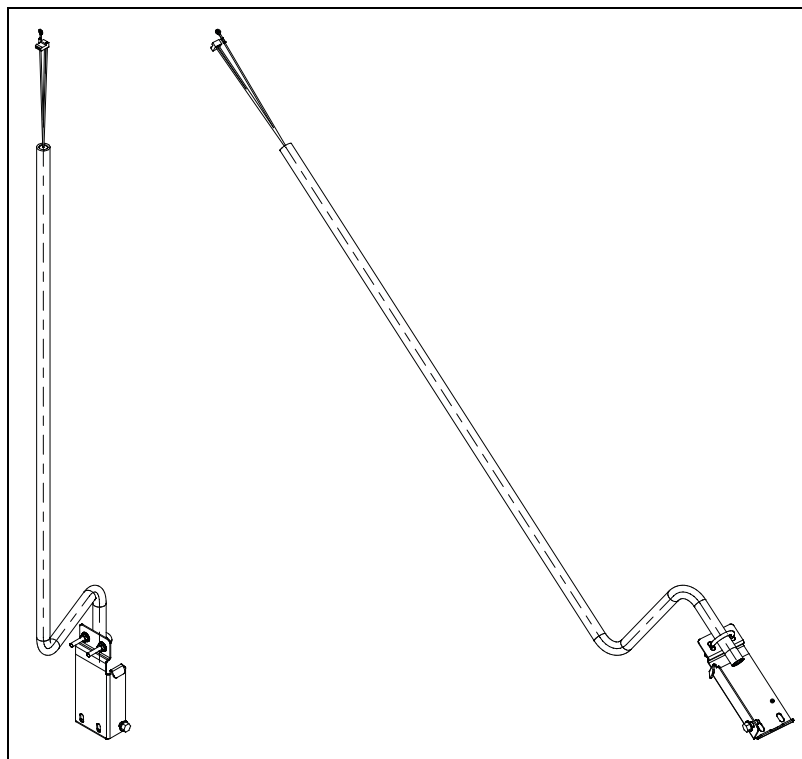
Item #	Description	Current Part	Previous Part	Quantity
1	Conduit and Cable Assembly - Coriolis Valve Extender	M10075A002	-	1

Urea Pump Handle Cable



Item #	Description	Current Part	Previous Part	Quantity
1	Urea Pump Handle Cable (see note)	140941824	M10132A001	1
<i>Note: Germany part number is 140857134.</i>				

Conduit Assembly for Heater

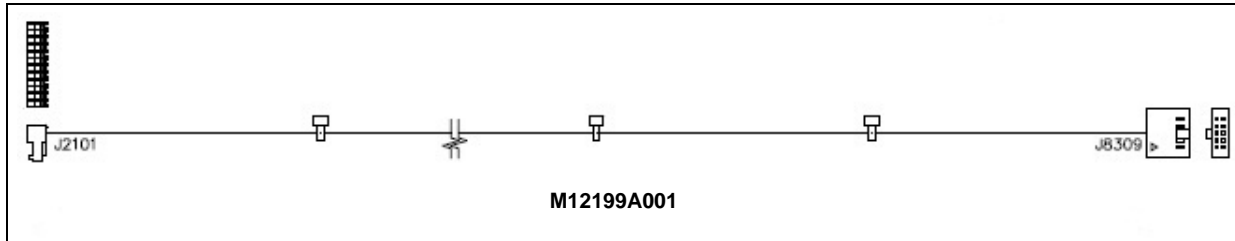


Item #	Description	Current Part	Previous Part	Quantity
1	Conduit Assembly for Heater	M10180A002	-	1

Electronics Spill Repair Kit - DEF

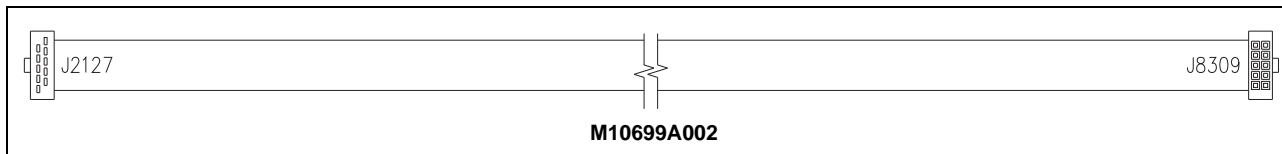
Item #	Description	Current Part	Previous Part	Quantity
1	Electronics Spill Repair Kit - DEF	M11077K001	-	1

PPU to Door Node Cable - DEF



Item #	Description	Current Part	Quantity
1	Cable, Horizon 5 PPU to Encore 500 Door Node	M12199A001	1

7-digit Door Node to 5-digit PPU Cable



Item #	Description	Current Part	Quantity
1	Cable, Main Display to PPU	M10699A002	1