



# CONTRACTORS

# PRODUCT GUIDE

Manufacturing & Distributing Customer Solutions



WIRELESS  
SITE ACCESSORIES



GROUNDING  
MATERIALS



ELECTRICAL  
COMPONENTS



LIGHTNING  
PROTECTION



CONTRACTOR  
SUPPLIES



TOOLS



HARDWARE



SAFETY  
EQUIPMENT

# WHY ALT?

Visit [ALTFAB.COM](https://www.altfab.com)'s Capabilities page for a full list of everything ALT can do for you!



## COMPANY HISTORY

Advanced Lightning Technology, Ltd. (ALT), was formed in 1987 as a provider of grounding and lightning protection components by a group of individuals who had been in the "trenches" installing these systems. Prior to that time, contractors had difficulty obtaining components without specifying exact part numbers. ALT has grown into a leading manufacturer and distributor of an array of products, extending beyond the original industry lines while remaining true to our core value of exceptional customer service.



## CAPABILITIES

ALT is equipped to handle a wide variety of fabrication needs. From bending, drilling, engraving, forming, punching, welding (on-staff American Welding Society [AWS] and Certified Welding Inspectors [CWI]), etc., our capabilities are extensive. Our Engineering Department utilizes the latest, state-of-the-art, 3D software technology to bring your ideas to life. To ensure the highest quality products in the fabrication industry, we initiate production processes only after your design approval is received.



## QUALITY

ALT is proud to be an Underwriters Laboratories, Inc. (UL) Listed Manufacturer for Grounding Materials (#E169796) and Lightning Protection Components (#E153482) or exceed UL96, NFPA780, and LPI175 Lightning Protection Standards. Our comprehensive family of Wireless Site Accessories is in strict compliance with the Telecommunication Industry Association (TIA). We bring that standard of superior quality and dependability to all product lines, reassured by our 100% Quality Control Inspection Program.



## SALES

ALT's Sales Team is comprised of seasoned professionals to help provide material solutions to fit your budget and aggressive schedule. Our knowledgeable staff has the experience to understand your applications. No part number? No problem! Teamed with our in-house Engineering Staff, we are here to provide your jobsite material solutions, whether in-stock products or custom fabrication pieces.



## SHIPPING

ALT offers a variety of nationwide shipping options to better serve you. Contact one of our Sales Team members to choose the best "route" based on your project deadline and budget. All orders shipped are tracked from our facility to your site, ensuring timely delivery. We offer same day shipping and free delivery within our coverage area. We will do our very best to ensure your satisfaction and your project's continued progress.

## Table of Contents

### Wireless Site Accessories

<a href="#">Tower Applications</a> .....	6
<a href="#">Monopole Applications</a> .....	9
<a href="#">Rooftop &amp; Water Tank Applications</a> .....	12
<a href="#">Mount Pipe &amp; Accessories</a> .....	13
<a href="#">Coax Support &amp; Accessories</a> .....	15
<a href="#">Ice Bridges</a> .....	23
<a href="#">Ice Canopies</a> .....	27
<a href="#">Ice Shields</a> .....	27
<a href="#">Equipment Racks</a> .....	28
<a href="#">Equipment Platforms</a> .....	186
<a href="#">Cable Rack &amp; Accessories</a> .....	31
<a href="#">Cable Tray &amp; Accessories</a> .....	32
<a href="#">Cable Tray Covers &amp; Ramps</a> .....	34
<a href="#">Tower Accessories</a> .....	35

### Lightning Protection

<a href="#">Conventional Lightning Protection</a> .....	38
<a href="#">Overhead Lightning Protection</a> .....	79

### Grounding Materials

<a href="#">Ground Bars &amp; Accessories</a> .....	82
<a href="#">Lugs &amp; Spacers</a> .....	109
<a href="#">Ground Wire</a> .....	118
<a href="#">Post Clamps</a> .....	124
<a href="#">C-Taps</a> .....	124
<a href="#">H-Taps</a> .....	126
<a href="#">Cross Connectors</a> .....	126
<a href="#">Compression Tools</a> .....	259
<a href="#">U Connector Dies</a> .....	127
<a href="#">Mechanical Lugs</a> .....	127
<a href="#">Exothermic Lugs</a> .....	129
<a href="#">Guy Wire Ground Clamps</a> .....	129
<a href="#">Conductor Supports</a> .....	130
<a href="#">Pipe Clamps</a> .....	130
<a href="#">Chemical Ground Rods &amp; Accessories</a> .....	131
<a href="#">Ground Rods &amp; Accessories</a> .....	133
<a href="#">Rebar Bonding Ground Assembly</a> .....	136
<a href="#">Ground Rod Clamps</a> .....	136
<a href="#">Ground Receptacles &amp; Accessories</a> .....	138
<a href="#">Aircraft Tie Down Anchor &amp; Accessories</a> .....	139
<a href="#">Vehicle Grounding</a> .....	139
<a href="#">Ground Plates</a> .....	139
<a href="#">Static Discharge Reels</a> .....	141
<a href="#">Static Discharge Plate</a> .....	141
<a href="#">U-Bolt Ground Clamps</a> .....	141
<a href="#">Pedestal Ground Clamps</a> .....	145
<a href="#">Cadweld Exothermic Welding</a> .....	147
<a href="#">Grounding Straps</a> .....	167
<a href="#">Test Wells</a> .....	169
<a href="#">Testing Equipment</a> .....	174
<a href="#">Grounding Mats</a> .....	174
<a href="#">Signal Reference Grids</a> .....	175
<a href="#">RFI Shielding Copper</a> .....	175

### Electrical Components

<a href="#">Conduit, Fittings &amp; Accessories</a> .....	176
<a href="#">Telco/Lock Box Enclosures &amp; Accessories</a> .....	182
<a href="#">Power - Telco Racks &amp; Accessories</a> .....	184
<a href="#">Equipment Platforms</a> .....	186
<a href="#">Power Distribution Equipment &amp; Accessories</a> .....	187
<a href="#">Meter Centers &amp; Accessories</a> .....	188
<a href="#">Gutters &amp; Accessories</a> .....	189
<a href="#">Tape</a> .....	190
<a href="#">Cable Ties &amp; Accessories</a> .....	193
<a href="#">Tags</a> .....	194
<a href="#">Heat Shrink Tubing Rolls &amp; Sticks</a> .....	194
<a href="#">Flags - Marking</a> .....	223
<a href="#">Paint - Marking</a> .....	224
<a href="#">Protectants</a> .....	195

### Hardware

<a href="#">Bolts</a> .....	196
<a href="#">Nuts</a> .....	200
<a href="#">Galvanized Chains</a> .....	201
<a href="#">Studs - Stainless</a> .....	201
<a href="#">Safety Tips</a> .....	201
<a href="#">Threaded Rods</a> .....	201
<a href="#">Screws</a> .....	204
<a href="#">Washers</a> .....	206
<a href="#">Anchors</a> .....	208
<a href="#">Nails</a> .....	210
<a href="#">Hardware Kits</a> .....	210
<a href="#">Shackles</a> .....	210
<a href="#">Thimbles</a> .....	211
<a href="#">Eye Nuts</a> .....	211
<a href="#">Rope Clips</a> .....	211
<a href="#">Eye Bolts</a> .....	212
<a href="#">Turnbuckles</a> .....	212

## Contractor Supplies

<a href="#">Adhesives</a>	213
<a href="#">Asphalt Crack Fillers</a>	213
<a href="#">Equipment/Vehicle Supplies</a>	213
<a href="#">Bags</a>	219
<a href="#">Batteries</a>	219
<a href="#">Bins &amp; Accessories</a>	220
<a href="#">Tool Carriers &amp; Accessories</a>	220
<a href="#">Buckets - Plastic</a>	268
<a href="#">Cargo Carriers &amp; Hitch Pins</a>	221
<a href="#">Discontinued Tool Carriers &amp; Accessories</a>	221
<a href="#">Caster Wheels</a>	221
<a href="#">Chalk &amp; Crayon - Marking</a>	221
<a href="#">Chalk Reels</a>	222
<a href="#">Concrete Patch &amp; Mix</a>	222
<a href="#">Coolers &amp; Ice Chests</a>	222
<a href="#">Digital Multimeter</a>	222
<a href="#">Ear Plugs</a>	234
<a href="#">Flagging Tape</a>	223
<a href="#">Flags - Marking</a>	223
<a href="#">Lock Ease</a>	223
<a href="#">Lubricants</a>	223
<a href="#">Mounting Tape</a>	224
<a href="#">Paint - Marking</a>	224
<a href="#">Paint - Pens</a>	224
<a href="#">Paint - Spray</a>	225
<a href="#">Paint - Striping</a>	225
<a href="#">Paint Supplies</a>	226
<a href="#">Pallet Jacks &amp; Dollies</a>	226
<a href="#">Pressure Washer &amp; Accessories</a>	226
<a href="#">Propane Burners</a>	227
<a href="#">Rain Gear</a>	241
<a href="#">Sealants</a>	227
<a href="#">Stretch Wrap</a>	229
<a href="#">Tap-Paste</a>	230
<a href="#">Tar &amp; Accessories</a>	230
<a href="#">Tie-Downs</a>	230
<a href="#">Tie Wire</a>	230
<a href="#">Totes</a>	231
<a href="#">Tow Straps</a>	231
<a href="#">Utility Carts</a>	268
<a href="#">Velcro</a>	231

## Safety Equipment

<a href="#">Anchors</a>	232
<a href="#">Back Supports</a>	232
<a href="#">Barricade Items</a>	232
<a href="#">Bolt Bags</a>	232
<a href="#">Carabiners &amp; Rope Grabs</a>	233
<a href="#">Climbing Safety Helmet</a>	233
<a href="#">Cooling Aids</a>	233
<a href="#">Cross Arm Straps</a>	233
<a href="#">Dust Masks &amp; Respirators *TEMPORARILY UNAVAILABLE*</a>	234
<a href="#">Ear Plugs</a>	234
<a href="#">Fall Protection Harnesses</a>	234
<a href="#">Fire Extinguishers &amp; Accessories</a>	235
<a href="#">First Aid Kits</a>	235
<a href="#">Foot Guards/Shoe Covers</a>	235
<a href="#">Gloves</a>	235
<a href="#">Hard Hats &amp; Accessories</a>	238
<a href="#">Impalement Protection</a>	240
<a href="#">Knee Pads</a>	240
<a href="#">Lifelines</a>	240
<a href="#">OSHA Construction Safety Manuals</a>	240
<a href="#">Rain Gear</a>	241
<a href="#">Safety Glasses</a>	241
<a href="#">Safety Vests</a>	241
<a href="#">Seam Roof Clamps</a>	242
<a href="#">Soft Seat Belts</a>	242
<a href="#">Tape - Safety</a>	242
<a href="#">Tie-Offs</a>	243
<a href="#">Trauma Relief Strap</a>	243
<a href="#">Triangles, Cones, &amp; Fencing</a>	244
<a href="#">Wasp &amp; Hornet Spray</a>	244

## Tools

<a href="#">Power Tools</a>	245
<a href="#">Ladders</a>	247
<a href="#">Power Tool Accessories</a>	247
<a href="#">Hand Tools</a>	257
<a href="#">Wire Equipment</a>	267
<a href="#">Extension Cords &amp; Accessories</a>	268
<a href="#">Utility Carts</a>	268
<a href="#">Buckets - Plastic</a>	268
<a href="#">Grease &amp; Accessories</a>	269

## Appendix

<a href="#">Description Index</a>	270
<a href="#">Part Number Index</a>	274
<a href="#">Terms and Conditions</a>	288
<a href="#">Reference</a>	289

Generated: 04/26/2024 - 04:30:10 am


## Wireless Site Accessories



[Standoff Assemblies - p. 7](#)



[Monopole T-Arm Antenna Mount - p. 10](#)



[Monopole Saddle Bracket - Universal - p. 10](#)



[Roof Sled Antenna Mount Assembly - p. 12](#)



[Wall Mount - Standard & Light Duty - p. 12](#)



[Water Tank Mount - p. 13](#)



[Mount Pipe & Accessories - p. 13](#)



[Coax Support & Accessories - p. 15](#)



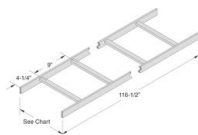
[Ice Bridges - p. 23](#)



[Trapeze Kits - p. 26](#)



[Equipment Platforms - p. 186](#)



[Cable Rack & Accessories - p. 31](#)



[Cable Tray & Accessories - p. 32](#)

## Lightning Protection



[Conductor - p. 38](#)



[Air Terminals & Accessories - p. 40](#)



[Air Terminal Bases - Class II Bolt Type - p. 49](#)



[Air Terminal Bases - Class I Crimp Style - p. 56](#)



[Thru Wall & Thru Roof Connectors - p. 57](#)



[Roof Flashing - p. 60](#)



[Connectors - Class II Bolt Type - p. 60](#)



[Connectors - Crimp - p. 65](#)



[Bonding Plates - Class II Bolt Type - p. 66](#)




[Conductor Support - Loops - p. 71](#)



[Conductor Supports - Standing Seam - p. 72](#)

## Grounding Materials



[Ground Bars & Accessories - p. 82](#)



[Lugs & Spacers - p. 109](#)



[Ground Wire - p. 118](#)



[Mechanical Lugs - p. 127](#)



[Guy Wire Ground Clamps - p. 129](#)



[Conductor Supports - p. 130](#)



[Pipe Clamps - p. 130](#)



[Chemical Ground Rods & Accessories - p. 131](#)



[Ground Rods & Accessories - p. 133](#)



[Ground Rod Clamps - p. 136](#)



[Ground Plates - p. 139](#)



[U-Bolt Ground Clamps - p. 141](#)



[Pedestal Ground Clamps - p. 145](#)



[Cadweld Exothermic Welding - p. 147](#)



[Test Wells - p. 169](#)

## Electrical Components



[Conduit, Fittings & Accessories - p. 176](#)



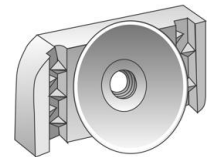
[Telco/Lock Box Enclosures & Accessories - p. 182](#)



[Power - Telco Racks & Accessories - p. 184](#)



[Channel Strut - p. 184](#)



[Power - Telco Rack Hardware - p. 185](#)



[Equipment Platforms - p. 186](#)



[Power Distribution Equipment & Accessories - p. 187](#)



[Meter Centers & Accessories - p. 188](#)



[Tape - p. 190](#)



[Mounting Cable Ties - Nylon - p. 193](#)

## Sector Frame - Universal (TC-TAM-29)

The galvanized steel Antenna Mount Assembly attaches to round or angle tower legs without requiring an additional interface kit. The mount provides plus or minus 60-degrees of azimuth adjustment. The innovative mounting clamps accommodate straight and tapered faced lattice towers up to a 2:20 taper. The clamp fits tower legs from 1-1/2" up to 8" OD round, 8"x 8" 90-degree angles, or 11" tip-to-tip 60-degree angles. All fasteners are 1/2" throughout and only one wrench size (7/8") is required to complete the installation. Antenna mounting pipe hardware is included with the mount. All 2116R series Sector Frames meet Rev TIA-222-G requirements. Antenna mount pipe is sold separately.

Item #	Description	Unit	Wt (lb)
2116R-7	7' Sector Frame; single sway bar support; **This mount MUST use a minimum of (2) antenna pipes to meet loading requirements**; ALT 2125 series antenna mount pipes sold separately	EA	355.00
2116R-10	10' Sector Frame; single sway bar support; **This mount MUST use a minimum of (3) antenna pipes to meet loading requirements**; ALT 2125 series antenna mount pipes sold separately	EA	410.00
2116R-12	12' Sector Frame; single sway bar support; **This mount MUST use a minimum of (3) antenna pipes to meet loading requirements**; ALT 2125 series antenna mount pipes sold separately	EA	435.00
2116R-12HD	12' Heavy Duty Sector Frame; Double sway bar supports; Includes hardware for 2-3/8"OD or 2-7/8"OD antenna pipes; **This mount MUST use a minimum of (3) antenna pipes to meet loading requirements**; allG 2125 series antenna mount pipes sold separately	EA	490.00
2116R-14HD	14' Heavy Duty Sector Frame; double sway bar supports; also includes hardware for 2-3/8"OD or 2-7/8"OD antenna pipes; **This mount MUST use a minimum of (3) antenna pipes to meet loading requirements**; ALT 2125 series antenna mount pipes sold separately	EA	515.00
2116S-7	7' Sector Frame; double sway bar support; **This mount MUST use a minimum of (4) antenna pipes to meet loading requirements**; ALT 2126 series antenna mount pipes sold separately	EA	462.67
2116S-7-4-96	7' Sector Frame Kit; includes: (1) 2116S-7 - 7' sector frame (4) 2126-96 - 96" 2-7/8"OD pipe	EA	650.29
2116S-10	10' Sector Frame; double sway bar support; **This mount MUST use a minimum of (4) antenna pipes to meet loading requirements**; ALT 2126 series antenna mount pipes sold separately	EA	521.43
2116S-10-4-96	10' Sector Frame Kit; includes: (1) 2116S-10 - 10' sector frame (4) 2126-96 - 96" 2-7/8"OD pipe	EA	707.47
2116S-12	12' Sector Frame; Double sway bar support; **This mount MUST use a minimum of (4) antenna pipes to meet loading requirements**; ALT 2126 series antenna mount pipes sold separately	EA	553.79
2116S-12-4-96	12' Sector Frame Kit; Includes: (1) 2116S-12 - 12' sector frame (4) 2126-96 - 96" 2-7/8"OD pipe	EA	740.00
2116-MSK	Universal Mount Stabilizer Kit for Sector Frames; Adjustable lengths; Applicable in horizontal or vertical positions at frame attachment points; Fits frame pipe sizes 2-3/8" OD through 3-1/2" OD	EA	143.00



Item# 2116R\*



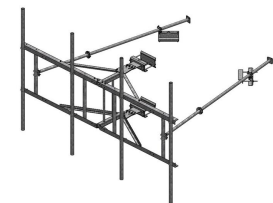
Item# 2116R\*HD

## Sector Frame - Knock Down Universal (TC-TAM-27)

The galvanized steel Antenna Mount Assembly includes welded swing out face frames to minimize installation time. This truly Universal Mount attaches to round or angle leg towers without an additional interface kit and provides plus or minus 60-degrees of azimuth adjustment. The innovative mounting clamps accommodate straight and tapered faced lattice towers up to a 2:20 taper. The clamp fits tower legs from 1-1/2" up to 8" OD round, 8"x8" 90-degree angles, or 11" tip-to-tip 60-degree angles. All fasteners are 1/2" throughout - only one wrench size (7/8") is required to complete the installation. All 2116KD series Sector Frames meet Rev TIA-222-G requirements. Antenna mount pipe is sold separately.



Item# 2116KD-10



Item# 2116KD-12HD

Item #	Description	Unit	Wt (lb)
2116KD-10	10' Knock-Down Universal Sector Frame; single sway bar support; ALT Part #2125 antenna mount pipes sold separately	EA	404.00
2116KD-12	12' Knock-Down Universal Sector Frame; Single sway bar support; ALT Part #2125 antenna mount pipes sold separately	EA	425.00
2116KD-12HD	12' Knock-Down Universal Sector Frame; double sway bar support; ALT Part #2125 antenna mount pipes sold separately	EA	619.00
2116-MSK	Universal Mount Stabilizer Kit for Sector Frames; Adjustable lengths; Applicable in horizontal or vertical positions at frame attachment points; Fits frame pipe sizes 2-3/8" OD through 3-1/2" OD	EA	143.00

## Dual Antenna Mount (TC-TAM-31)

Dual Antenna Mount provides a 2' separation of antennas with 4-1/2" OD drop pipe. The Dual Antenna Mount attaches to round or angle tower legs without requiring an additional interface kit. The mount provides plus or minus 60-degrees of azimuth adjustment. These innovative mounting clamps accommodate straight and tapered faced lattice towers up to a 2:20 taper. The clamps fit tower legs from 1-1/2" up to 8" OD round, 8"x 8" 90-degree angles, or 11" tip-to-tip 60-degree angles. Antenna mount pipe is sold separately.

Item #	Description	Unit	Wt (lb)
2112-2	Dual Antenna Mount; 4-1/2" OD Drop Pipe; ALT Part #2125 antenna mount pipes sold separately	EA	215.00



Item# 2112-2



**Standoff Assemblies - 2 Sway Bars** (TC-TAM-SAA-01)

The galvanized steel Side Arm Assembly is used for attaching omni-directional antennas (whip type) to round leg lattice, guyed or self supporting towers. The sway bars provide excellent stability when mounting the side arm frame. The Side Arm frame accommodates mounting up to two omni-directional antennas. The included tower leg clamp fits 1-1/2" to 8" OD round tower legs. The Side Arm assembly contains all the hardware necessary for a complete installation.

Item #	Description	Unit	Wt (lb)
2113-2	2' Standoff Assembly; double sway bar support; fits 1-1/2" OD thru 8" OD tower legs	EA	258.00
2113-3	3' Standoff Assembly; double sway bar support; fits 1-1/2" OD thru 8" OD tower legs	EA	249.00
2113-4	4' Standoff Assembly; double sway bar support; fits 1-1/2" OD thru 8" OD tower legs	EA	257.00
2113-5	5' Standoff Assembly; double sway bar support; fits 1-1/2" OD thru 8" OD tower legs	EA	265.00
2113-6	6' Standoff Assembly; double sway bar support; fits 1-1/2" OD thru 8" OD tower legs	EA	277.00



Items 2113-3, 2113-4, 2113-5



Item 2113-6

**Standoff Assemblies - 1 Sway Bar** (TC-TAM-SAA-02)

The galvanized steel Side Arm Assembly is used for attaching omni-directional antennas (whip type) to round leg lattice, guyed or self supporting towers. The sway bars provide excellent stability when mounting the side arm frame. The side arm frame accommodates mounting up to two omni-directional antennas. The included tower leg clamp fits 1-1/2" to 8" OD round tower legs. The Side Arm Assembly contains all the hardware necessary for a complete installation.

Item #	Description	Unit	Wt (lb)
2113-2-1SB	2' Standoff Assembly; Single sway bar support	EA	201.00
2113-3-1SB	3' Standoff Assembly; Single sway bar support	EA	192.00
2113-4-1SB	4' Standoff Assembly; single sway bar support; fits 1-1/2" OD thru 8" OD tower legs	EA	200.00
2113-5-1SB	5' Standoff Assembly; single sway bar support; fits 1-1/2" OD thru 8" OD tower legs	EA	208.00
2113-6-1SB	6' Standoff Assembly; single sway bar support; fits 1-1/2" OD thru 8" OD tower legs	EA	220.00
2113-CONV-KIT	Side Arm Sway Bar Kit; Converts a single sway bar side arm into a double sway bar side arm	EA	57.00



Items 2113-3-1SB, 2113-4-1SB, 2113-5-1SB




Item# 2113-6-1SB

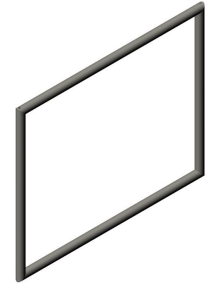
**Standoff Frame** (TC-TAM-SAA-03)

allG offers side arm Standoff Frames which are used when building custom mounts.

Item #	Description	Unit	Wt (lb)
7000-2113-2	2' Standoff Frame	EA	43.10
7000-2113-3	3' Standoff Frame	EA	42.50
7000-2113-4	4' Standoff Frame	EA	47.40
7000-2113-5	5' Standoff Frame	EA	54.70
7000-2113-6	6' Standoff Frame	EA	70.50



Item# 7000-2113-[3,4,5]



Item# 7000-2113-6

**Drop Pipe Assembly** (TC-TAM-06)

Now EIA/TIA 222 Rev G Compliant! The updated galvanized steel Drop Pipe Assembly is designed to easily mount a single mounting pipe for a microwave dish or a single antenna to lattice towers. Adjustable taper brackets fit tower legs from 1-1/2" to 8" OD or 90 degree angle legs up to 8" x 8". The drop pipe assembly accommodates antenna mount pipes ranging from 2-3/8" to 4-1/2" OD. The antenna mount pipe is ordered separately.

Item #	Description	Unit	Wt (lb)
2111-U	Universal Drop Pipe Antenna Mount Assembly; For angle or round leg towers; Fits 2-3/8" OD thru 4-1/2" OD antenna pipe; Antenna pipe sold separately	EA	122.00



Item# 2111-U

### Microwave Antenna Sway Bar Kit (TC-TAM-22)

The galvanized steel Microwave Antenna Sway Bar Kit includes a 1.9" OD X 10'-6" schedule 40 pipe and all mounting hardware is included to attach to 1.9" to 8" OD tower legs.

Item #	Description	Unit	Wt (lb)
2120-SBKM	Sway Bar Kit; Galvanized; For microwave antenna to guy or self support tower; Fits 1.9" OD; Includes (1) 1.9OD x 10'-6" long sway bar, sway bar clamp, & hardware to bolt to antenna	EA	20.70

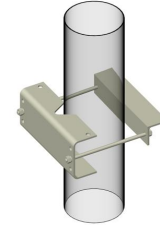


Item# 2120-SBKM

### Antenna Arm Bracket (TC-TAM-28)

The galvanized steel Antenna Arm Bracket is used to attach an antenna arm (sway bar) back to a tower leg. The arm bracket will accommodate 8" round, 8"x8" 90 degree angles, or 11" tip-to-tip 60-degree angle leg towers. Antenna arms (sway bars) are sold separately.

Item #	Description	Unit	Wt (lb)
2120-ASLB	Antenna Arm Bracket; Antenna arm to tower leg attachment bracket; Fits up to 2" OD antenna arm & tower legs thru 8" OD; Antenna arm sold seperately	EA	19.00




Item# 2120-ASLB

### Angle Leg Taper Bracket (TC-TAM-34)

allG offers Angle Leg Taper Brackets to help with your wireless site needs!

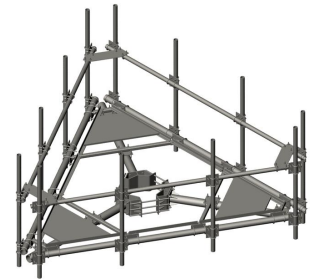
Item #	Description	Unit	Wt (lb)
2120-AA-2	Angle Leg Taper Bracket Adaptor; Fits both 60 degree & 90 degree angle tower legs; Kit of 2	EA	53.90



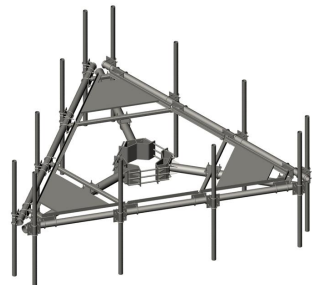
### Monopole Platform - 8', 10', & 12' (TC-TAM-25)

The galvanized steel Universal Monopole Antenna Platform is designed to meet a wide variety of antenna mounting applications and is available with optional handrails. The Platform can accommodate pole diameters from 11" to 60". This design requires the use of the 2121LD Saddle Brackets and the 2123LD series of Antenna Mounts which are ordered separately.

Item #	Description	Unit	Wt (lb)
2123-8HR-1130-1296	8' Monopole Platform Kit with Handrails; includes (1) ALT Part #2123-8 8' Platform with Handrail Kit, (12) crossover plates, & (12) 96" antenna mount pipes	EA	N/A
2123-10HR-1130-1296	10' Monopole Platform Kit with Handrails; includes (1) ALT Part #2123LD-10 10' Platform with Handrail Kit, (12) crossover plates, & (12) 96" antenna mount pipes	EA	N/A
2123-12HR-1130-1296	12' Monopole Platform Kit with Handrails; Includes (1) ALT Part #2123-12 12' Platform with Handrail Kit, (12) crossover plates, & (12) 96" antenna mount pipes	EA	N/A
2123LD-8	8' Monopole Platform; fits 2121LD-1130 saddle bracket only, crossover plates, saddle bracket & antenna mount pipes sold separately; **requires ALT Part #2121LD-1130 Saddle Bracket & 2123LD-8*-MTKIT for Antenna Mounts**	EA	830.00
2123LD-8HR	8' Monopole Platform with Handrails; fits 2121LD-1130 monopole saddle bracket, crossover plates & antenna mount pipes sold separately; **requires ALT 2121LD-1130 Saddle Bracket & 2123LD*-HRMTKIT for Antenna Mounts**	EA	N/A
2123LD-8-2447	8' Monopole Platform; fits 2121LD-2447 and 4460 saddle brackets, crossover plates, saddle brackets & antenna mount pipes sold separately; **requires ALT Part #2121LD-* Saddle Bracket & 2123LD-8*-MTKIT for Antenna Mounts**	EA	N/A
2123LD-8HR-2447	8' Monopole Platform with Handrails; fits 2121LD-2447 and 2121LD-4460 saddle brackets; crossover plates, saddle brackets & antenna mount pipes sold separately; **requires ALT 2121LD-2447 or 4460 Saddle Bracket & 2123LD*-HRMTKIT for Antenna Mounts**	EA	N/A
2123LD-8HRKIT-2447	Handrail Kit for 8' Monopole Platform; fits 2123LD-8-2447 platform only; **Requires a minimum of (2) ALT Part #2123LD*-HRMTKIT Antenna Mount Pipe Assemblies/per face; Antenna mount pipe assemblies are sold separately	EA	224.00
2123LD-8HR-1130-1296	8' Monopole Platform Kit With Handrails; includes (1) ALT Part #2123LD-8 8' Platform, (1) ALT Part #2121LD-1130 Saddle Bracket, fits 11"-30" diameter poles (12) crossover plates & (12) 96" antenna mount pipes	EA	N/A
2123LD-8HR-2447-1296	8' Monopole Platform Kit; includes (1) ALT Part #2123LD-8 8' Platform, (1) ALT Part #2121LD-2447 Saddle Bracket, fits 24"-47" diameter poles (12) crossover plates & (12) 96" antenna mount pipes	EA	N/A
2123LD-8HR-4460-1296	8' Monopole Platform Kit; includes (1) ALT Part #2123LD-8 8' Platform, (1) ALT Part #2121LD-4460 Saddle Bracket, fits 44"-60" diameter poles (12) crossover plates & (12) 96" antenna mount pipes	EA	N/A
2123LD-8HRKIT	Handrail Kit for 8' Monopole Platform; fits 2123LD-8 platform only; **Requires a minimum of (2) ALT Part #2123LD*-HRMTKIT Antenna Mount Pipe Assemblies/per face; Antenna mount pipe assemblies are sold separately	EA	141.60
2123LD-12	12' Monopole Platform; Monopole saddle bracket, crossover plates & antenna mount pipes sold separately; **requires ALT Part #2121LD-* Saddle Bracket & 2123LD*-MTKIT for Antenna Mounts**	EA	937.00
2123LD-12-1130-72	12' Monopole Platform Kit; includes (1) ALT Part #2123LD-12 12' Platform, (1) ALT Part #2121LD-1130 Saddle Bracket, (12) crossover plates & (12) 72" antenna mount pipes	EA	N/A
2123LD-12-1130-1296	12' Monopole Platform Kit; includes (1) ALT Part #2123LD-12 12' Platform, (1) ALT Part #2121LD-1130 Saddle Bracket, (12) crossover plates & (12) 96" antenna mount pipes	EA	N/A
2123LD-12HR	12' Monopole Platform with Handrails; monopole saddle bracket, crossover plates & antenna mount pipes sold separately; **requires ALT Part #2121LD-* Saddle Bracket & 2123LD*-HRMTKIT for Antenna Mounts**	EA	N/A
2123LD-12HRKIT	Handrail Kit for 12' LD Monopole Platform (allG part #2123LD-12); **Requires a minimum of (3) allG Part #2123LD*-HRMTKIT Antenna Mount Pipe Assemblies/per face; Antenna mount pipe assemblies are sold separately	EA	179.00
2123HD-8HR-1130-1296	HD 8' Monopole Platform Kit With Handrails; includes: 1) 2123LD-8HR-1130-1296 1) 2121LD-1130 1) 2123HD-KSK	EA	N/A
2123HD-12HR-1130-96	12' Heavy Duty Monopole Platform Kit with Handrails and Double Ring Support; fits monopole size 11"OD thru 30" OD; kit includes (1) 2123LD-12HR Platform with Handrail Kit, (2) 2121LD-1130 Saddle Brackets, (1) 2123HD-KSK platform support kit, (3) radio mount brackets, (6) radio antenna pipes, (24) crossover plates, (12) 96" antenna mount pipes	EA	N/A
2123HD-KSK	Monopole Platform Kicker Support Kit; Kit of (3); Kit includes (3) brackets with hardware to bolt to saddle bracket, (6) support angles, & (3) brackets and hardware to bolt to a 4-1/2" OD platform support arm; Monopole saddle bracket sold separately	EA	283.50
2123HD-KSK-3	Support Mount Bracket with TB.2	EA	17.47
2123HD-RMK	Platform Radio Mounting Kit; Kit includes (2) 6' radio mount pipes, (1) mount bracket and necessary hardware	EA	66.00



Item #2123LD-12HR

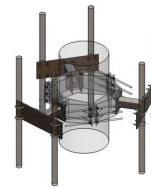


Item #2123LD-12

### Monopole Straight Arm Mount (TC-TAM-30)

The Straight Arm Antenna Mount provides 2' separation of antennas. The Mount is available with a 1', 3' or 6' standoff and comes in a set of three. The Straight Arm Antenna Mount attaches to the monopole saddle bracket (2121LD). The monopole saddle bracket and antenna mount pipes are sold separately.

Item #	Description	Unit	Wt (lb)
2114-1	1' Straight Arm Antenna Mounts; Set of 3; monopole saddle bracket & antenna mount pipes sold separately	EA	310.00



Item# 2114-1

### Monopole Chain Mount Assembly (TC-TAM-14)

The galvanized steel Monopole Chain Mount, 2118-MWD, is designed to mount up to a 4' diameter microwave dish to a monopole tower. The similar version, 2118, can be used to mount a small panel or GPS antenna to a monopole tower. Both mounts fit monopoles ranging from 11" to 47" in diameter. The mounts accept 4-1/2" OD pipe for dish applications or 2-3/8" OD pipe for smaller antenna applications. The antenna mount pipes are sold separately. All mounting hardware and chain are included.

Item #	Description	Unit	Wt (lb)
2118	Monopole Chain Mount; Fits 11"-47" diameter monopole; Accepts 2.375" OD or 4.5" OD antenna mounting pipe; Antenna mount pipe sold separately	EA	39.20
2118-MWD	Monopole Chain Mount Assemblies; for microwave dish; fits 11" - 47" diameter monopole; accepts 2.375" OD or 4.5" OD antenna mounting pipe; Set of 2; antenna mount pipe sold separately	EA	78.40



Item# 2118



Item# 2118-MWD


### Monopole T-Arm Antenna Mount (TC-TAM-15)

The galvanized square tube steel Monopole T-Arm Antenna Mount accommodates up to four antennas. This Mount is available in three different sizes: 4', 8', 10', and 12' to fit a wide range of antenna mounting requirements. The design utilizes the allG Part #2121LD series of Universal Monopole Saddle Brackets and the allG Part #2122S-XX-MTKIT series Antenna Mount Pipe kits. The Saddle Bracket Mounts and Antenna Mount Pipe are sold separately. allG Part #2122S-5 is designed for (3) panel antennas, (3) RRU units, (1) TMA/Dist. Box, or 250 lbs.

Item #	Description	Unit	Wt (lb)
2122S-4	4'-2" Monopole Square T-Arm Mount; crossover clamps & hardware included; ALT Part #2121LD Monopole Saddle Bracket & antenna mount pipes sold separately	EA	171.50
2122S-5	5'-8" Monopole T-Arm Mount; **requires 2122S-*-MTKIT for Antenna Mounts**; ALT Part #2121LD Monopole Saddle Bracket, antenna mount crossover clamps, & pipes sold separately; designed to hold (3) panel antennas; (3) RRU units; (1) TMA/dist. box; and point loading of 250 lbs.	EA	117.42
2122S-8	8'-6" Monopole T-Arm Mount; **requires 2122S-*-MTKIT for Antenna Mounts**; ALT Part #2121LD Monopole Saddle Bracket, antenna mount, crossover clamps, & pipes sold separately	EA	140.50
2122S-10	10'-6" Monopole T-Arm Mount; **requires 2122S-*-MTKIT for Antenna Mounts**; ALT Part #2121LD Monopole Saddle Bracket, antenna mount crossover clamps, & pipes sold separately	EA	159.40
2122S-12	12'-6" Monopole T-Arm Mount; **requires 2122S-*-MTKIT for Antenna Mounts**; ALT Part #2121LD Monopole Saddle Bracket, antenna mount, crossover clamps, & pipes sold separately	EA	178.30



Item #2122S-8

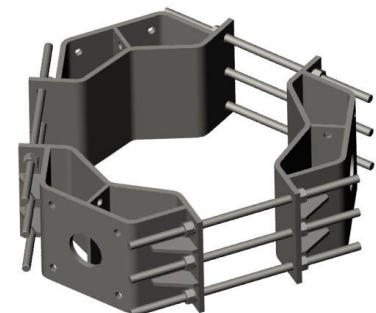


Item #2122S-5-1130-996

### Monopole Saddle Bracket - Universal (TC-TAM-23)

The galvanized steel Universal Monopole Saddle Bracket assemblies are designed to be used with the allG 2123LD-12 Monopole Platform, 2122 series of T-Arms and 2114 series of Straight Arms. Three sizes of Saddle Brackets will accommodate round or polygon monopoles from 11" to 60" in diameter. All mounting hardware is included.

Item #	Description	Unit	Wt (lb)
2121LD-1130	Monopole LD Saddle Bracket; Fits 11" - 30" diameter poles	EA	226.00
2121LD-2447	Monopole LD Saddle Bracket; Fits 24"-47" diameter poles	EA	355.00
2121LD-4460	Monopole LD Saddle Bracket; fits 44" - 60" diameter poles	EA	465.00

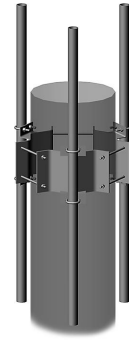


Item# 2121LD-1130

### Monopole Saddle Bracket - 3G Assembly (TC-TAM-19)

allG offers 3G Saddle Bracket Assemblies for mounting 3G antennas to monopoles. Antenna mounting pipes are sold separately.


Item #	Description	Unit	Wt (lb)
2121LT-1130	3G Saddle Bracket Assembly; fits 11" - 30" monopole; antenna mounting pipe sold seperately	EA	100.70
2121LT-2447	3G Saddle Bracket Assembly; fits 24" - 47" monopole; antenna mounting pipe sold seperately	EA	145.40



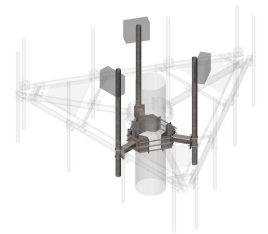
Item# 2121LT-1130

### Remote Radiohead Mounts & Pedestals (TC-TAM-33)

allG's Remote Radiohead Mount allG Part #2114-31284 is designed to mount directly to the monopole, not the platform, which will not affect the rating of the platform and saves precious work space. The rendering to the right shows: allG Part #2123LD Platform & allG Part #2121LD-X Series Saddle Bracket (each sold seperately, depending on your needs). allG's Part #2122S-5 is designed for (3) panel antennas, (3) RRU units, (1) TMA/Dist. Box; or 250 lbs and reduces maintenance costs by allowing crews to access the antennas and RRU's without the need of a crane. The Pedestals have (2) mounting options: slab or cabinet. They are galvanized for durability and can hold 2-6 radio units.



Item #2122S-5-1130-996



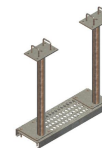
Item #2114-31284

Item #	Description	Unit	Wt (lb)
2114-31284	1' Stand Off Mount with 3-1/2" x 84" OD Pipe; includes hardware; uses ALT Part #2121LD* Saddle Bracket sold seperately	EA	88.00
2122S-5	5'-8" Monopole T-Arm Mount; **requires 2122S-*-MTKIT for Antenna Mounts**; ALT Part #2121LD Monopole Saddle Bracket, antenna mount crossover clamps, & pipes sold seperately; designed to hold (3) panel antennas; (3) RRU units; (1) TMA/dist. box; and point loading of 250 lbs.	EA	117.42
2122S-5-1130-996	5'-8" Monopole Tee Arm Kit; includes (3) ALT Part #2122S-5 Tee Arms, (1) ALT Part #2121LD-1130 Saddle Bracket, (6) crossover plates, & (9) 96" antenna mount pipes	EA	882.41
2110-RRU-BASE	Remote Radio Unit Mount with 24" tall base. Designed to hold up to (6) RRU's with Alarm Box Mount	EA	91.40
2110-RRU-CAB	Remote Radio Unit Mount for Cabinet. Designed to hold up to (6) RRU's with with Alarm Box Mount	EA	54.10
2110-RRU-SAM	RRU Mount; Dual Swivel Mounts for RRU's; Kit of 2; Galvanized; includes mount hardware; fits up to 4-1/2"OD pipe and 3" angle	EA	42.00

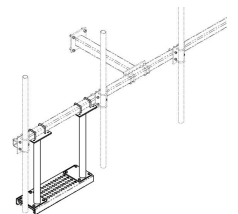
### Work Platforms (TC-TAM-35)

allG offers a Work Platform for the allG #2122S series type monopole mounts. This Work Platform is ideal to give contractors a safe place to stand while working. Of course, you must be tied off to the monopole for proper safety.

Item #	Description	Unit	Wt (lb)
2122S-3-WP	3' Work Support Platform; for 3" x 3" or 4" x 4" square tube side arm; workers must be tied off to the monopole for proper safety	EA	99.00
2122S-10-WP	10' Work Support Platform for 3" x 3" or 4" x 4" square tube side arm. Workers must be tied off to the monopole for proper safety.	EA	180.00



Item #2122S-3-WP




Typical Application

### Roof Sled Antenna Mount Assembly (TC-BAM-01)

allG offers the galvanized steel Roof Sled Antenna Mount Assembly which is a stable, non-penetrating roof top mount for up to four antenna mounting pipes (not included). The installation kit comes complete with rubber mats and hardware for antenna mount pipes. Concrete blocks are not included. A security rail kit (allG Part #2115-SR) is also offered to secure the concrete blocks to the Roof Sled.

Item #	Description	Unit	Wt (lb)
2115-8	Roof Top Sled Antenna Mount; 8' face with rubber mats; includes all hardware to mount up to (4) 2-3/8" OD antenna mount pipes; concrete blocks & antenna mount pipe sold separately	EA	401.00
2115-10	Roof Top Sled Antenna Mount; 10' face with rubber mats; includes all hardware to mount up to (4) 2-3/8" OD antenna mount pipes; concrete blocks & antenna mount pipe sold separately	EA	427.00
2115-12	Roof Top Sled Antenna Mount; 12' face with rubber mats; includes all hardware to mount up to (4) 2-3/8" OD antenna mount pipes; concrete blocks & antenna mount pipe sold separately	EA	440.00
2115-SR	Security Rail Kit; secure the concrete blocks; includes two rails & necessary hardware; **only fits ALT Part #2115-8, 2115-10, & 2115-12 Roof Sleds	EA	52.30

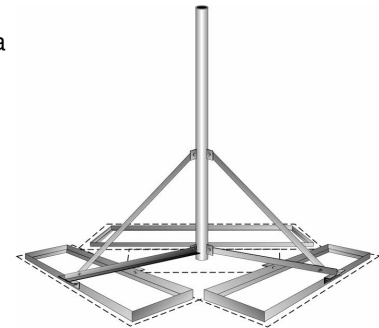


Item# 2115-8

### Roof Sled - Single Pole Non-Penetrating Roof Mount (TC-BAM-02)

The galvanized steel design includes a 2-3/8" or 3-1/2" OD center mast that creates a sturdy antenna mount for rooftop installations. Overall height 10'-6". It comes with all necessary hardware including rubber mats. Concrete blocks are not included.

Item #	Description	Unit	Wt (lb)
2115	2-3/8" OD x 126" Single Pole Non-Penetrating Roof Top Antenna Mount Kit; includes rubber mats; concrete blocks sold separately	EA	420.00
2115-1	3-1/2" OD x 126" Single Pole Non-Penetrating Roof Top Antenna Mount Kit; includes rubber mats; concrete blocks sold separately	EA	465.00

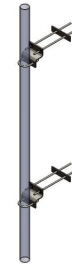


Item# 2115

### Wall Mount - Standard & Light Duty (TC-BAM-03)

The galvanized steel Antenna Wall Mount Assembly is designed to secure an antenna to any flat wall surface. The Assembly comes complete with two brackets, steel back plates, and U-Bolt hardware. The Standard Duty also comes with 1/2" x 18" threaded rods, the Light Duty comes with 3/8" x 15" threaded rods. The antenna mount pipe is sold separately.

Item #	Description	Unit	Wt (lb)
2117LD	Light Duty Galvanized Antenna Wall Mount; stands 2-3/4" off wall; includes hardware to accommodate 2-3/8"OD mounting pipe; antenna mounting pipe sold separately	EA	7.45
2117	Antenna Wall Mount; Galvanized; Stands 6-1/2" off wall; Includes hardware to accommodate 2-3/8"OD mounting pipe; Antenna mounting pipe is sold separately	EA	33.00

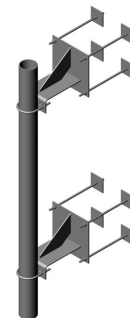


Item# 2117LD

### Wall Mount - Heavy Duty (TC-BAM-04)

The galvanized steel Heavy Duty Antenna Wall Mount Assembly is designed to secure the antenna to any flat wall surface. The assembly comes complete with two brackets, 1/2" x 18" threaded rods, steel back plates and U-Bolt hardware. The Mount accepts both 2-3/8" OD or 4-1/2" OD pipe. The antenna mount pipe is sold separately.

Item #	Description	Unit	Wt (lb)
2117-1	Heavy Duty Galvanized Antenna Wall Mount; stands 12" off wall; includes hardware to accommodate both 2-3/8" OD & 4-1/2" OD mounting pipe; antenna mounting pipe is sold separately	EA	76.90



Item# 2117-1

### Wall Mount - Corner Bracket (TC-BAM-05)

The galvanized steel Antenna Corner Bracket Assembly is designed to secure the antenna to an outside corner of a structure. The assembly comes complete with two corner brackets and U-Bolt hardware. The Mount accepts both 2-3/8" OD or 4-1/2" OD pipe. The antenna mount pipe is sold separately.

Item #	Description	Unit	Wt (lb)
2117-CNR	Corner Wall Mount; antenna mounting pipe sold separately	EA	120.00




Item# 2117-CNR

### Water Tank Mount (TC-BAM-06)

The galvanized steel Water Tank Mount Assembly is a stable mount for up to three antenna mounting pipes. The installation kit comes complete with hardware for 2-3/8" antenna mount pipes. The antenna mount pipe is sold separately.

Item #	Description	Unit	Wt (lb)
2115WT-3	Water Tower Mount; Galvanized steel; 10' tall; Includes 3-1/2" OD antenna pipe	EA	N/A
2115WT-12	Water Tank Mount; Galvanized steel; 12' tall; Includes (3) antenna mount pipes	EA	409.20



Item# 2118GPS-12

### Galvanized Pipe/Antenna Mounting Pipe - under 4" OD (TC-MPA-03)

Item #	Description	Unit	Wt (lb)
2125-1-252	Schedule 40 Steel Pipe; Galvanized; 1-1/2" (1.9" OD) x 252" (21')	EA	61.00
2125-48	Schedule 40 Steel Pipe; Galvanized; 2-3/8" OD x 48" (4')	EA	14.60
2125-60	Schedule 40 Steel Pipe; Galvanized; 2-3/8" OD x 60" (5')	EA	18.25
2125-72	Schedule 40 Steel Pipe; Galvanized; 2-3/8" OD x 72" (6')	EA	21.90
2125-84	Schedule 40 Steel Pipe; Galvanized; 2-3/8" OD x 84" (7')	EA	25.55
2125-96	Schedule 40 Steel Pipe; Galvanized; 2-3/8" OD x 96" (8')	EA	29.20
2125-96-9	Schedule 40 Steel Pipe Site Kit; Galvanized; Bundle of (9) 2-3/8" OD x 96" (8'); Sold by the bundle	Bundle	270.00
2125-126	Schedule 40 Steel Pipe; Galvanized; 2-3/8" OD x 120" (10')	EA	34.40
2125-144	Schedule 40 Steel Pipe; Galvanized; 2-3/8" OD x 144" (12')	EA	45.00
2125-150	Schedule 40 Steel Pipe; Galvanized; 2-3/8" OD x 150" (12'-6")	EA	45.83
2125-174	Schedule 40 Steel Pipe; Galvanized; 2-3/8" OD x 174" (14'-6")	EA	58.00
2125-180	Schedule 40 Steel Pipe; Galvanized; 2-3/8" OD x 180" (15')	EA	56.25
2125-288	Schedule 40 Steel Pipe; Galvanized; 2-3/8" OD x 288" (24')	EA	87.60
2125-252	Schedule 40 Steel Pipe; Galvanized; 2-3/8" OD x 252" (21')	EA	76.65
2126-72	2-7/8" OD x 72" (6') Schedule 40 Galvanized Steel Pipe	EA	26.00
2126-96	Schedule 40 Pipe; Galvanized steel; 2-7/8" OD x 96" (8')	EA	48.00
2126-120	Schedule 40 Pipe; Galvanized steel; 2-7/8" OD x 120" (10')	EA	54.00
2126-168	Schedule 40 Steel Pipe; Galvanized; 2-7/8" OD x 168" (14')	EA	81.06
2126-174	Schedule 40 Pipe; Galvanized steel; 2-7/8" OD x 14'-6"	EA	90.00
2126-186	Schedule 40 Pipe; Galvanized steel; 2-7/8" OD x 15'-6"	EA	90.12
2126-252	Schedule 40 Steel Pipe; Galvanized; 2-7/8" OD x 252" (21')	EA	108.00
2126-288	Schedule 40 Steel Pipe; Galvanized; 2-7/8" OD x 288" (24')	EA	138.96
2127-60	3-1/2" OD x 60" (5'); 0.188 wall; Galvanized Steel Pipe	EA	35.00
2127-72	3-1/2" OD x 72" (6'); 0.188 wall; Galvanized Steel Pipe	EA	48.00
2127-84	3-1/2" OD x 84" (7'); 0.188 wall; Galvanized Steel Pipe	EA	57.50
2127-96	3-1/2" OD x 96" (8'); 0.188 wall; Galvanized Steel Pipe	EA	64.00
2127-126	Galvanized Steel Pipe; 3-1/2" OD x 120" (10'); 0.188 wall	EA	66.60
2127-144	Galvanized Steel Pipe; 3-1/2" OD x 144" (12'); 0.188 wall	EA	96.00
2127-152	Galvanized Steel Pipe; 3-1/2" OD x 152" (12'-8"); 0.188 wall	EA	102.00
2127-180	Galvanized Steel Pipe; 3-1/2" OD x 168" (14'); 0.188 wall	EA	85.00
2127-252	Galvanized Steel Pipe; 3-1/2" OD (0.188 wall) x 252" (21')	EA	139.86



Galvanized Steel Pipe

## Galvanized Pipe/Antenna Mounting Pipe - 4" OD & up (TC-MPA-03a)

Item #	Description	Unit	Wt (lb)
2128-96	4" OD x 96" (8') Schedule 40 Galvanized Steel Pipe	EA	73.10
2128-126	4" OD x 120" (10') Schedule 40 Galvanized Steel Pipe	EA	101.00
2128-180	4" OD x 180" (15') Schedule 40 Galvanized Steel Pipe	EA	137.00
2128-252	Schedule 40 Steel Pipe; Galvanized; 4" OD x 252" (21')	EA	191.52
2129-48	Schedule 40 Pipe; Galvanized steel; 4-1/2" OD x 48" (4')	EA	46.00
2129-63	Schedule 40 Pipe; Galvanized steel; 4-1/2" OD x 60" (5')	EA	60.00
2129-72	Schedule 40 Pipe; Galvanized steel; 4-1/2" OD x 72" (6')	EA	69.00
2129-84	Schedule 40 Pipe; Galvanized steel; 4-1/2" OD x 84" (7')	EA	80.00
2129-96	Schedule 40 Pipe; Galvanized steel; 4-1/2" OD x 96" (8')	EA	91.45
2129-126	Schedule 40 Pipe; Galvanized steel; 4-1/2" OD x 120" (10')	EA	119.70
2129-144	Schedule 40 Pipe; Galvanized steel; 4-1/2" OD x 144" (12')	EA	143.65
2129-168	Schedule 40 Pipe; Galvanized steel; 4-1/2" OD x 168" (14')	EA	160.00
2129-252	Schedule 40 Pipe; Galvanized steel; 4-1/2" OD x 252" (21')	EA	226.80




Galvanized Steel Pipe

## Pipe Clamp Kit (TC-MPA-01)

The galvanized Pipe Clamp Kits are designed to connect antenna mount pipes to towers, handrails, or other round members. Size ranges are listed in the item descriptions below. The kits include eight clamp plates and hardware. Mounting pipes are not included. Custom configurations available.

Item #	Description	Unit	Wt (lb)
2119-34-238	Pipe-to-Pipe Clamp Assemblies; Fits 3/4" thru 2-3/8" OD pipe; Kit of 2	EA	9.35
2119-1-2	Pipe-to-Pipe Clamp Assemblies; Fits 1-1/2" thru 3-1/2" OD pipe; Kit of 2	EA	20.15
2119-158-858	Pipe-to-Pipe Clamp Assemblies; Fits 1-5/8" thru 8-5/8" OD pipe; Kit of 2	EA	34.30



Item# 2119-34-238

## Pipe Clamp Kit - Heavy Duty (TC-MPA-08)

allG's galvanized Heavy Duty Pipe Clamp Kits are designed to connect large antenna mount pipes to towers, handrails, or other round members. Size ranges are listed in the item descriptions below. The kits include eight (8) clamp plates and hardware. Mounting pipes are sold separately. Custom configurations are available; contact allG today!

Item #	Description	Unit	Wt (lb)
2119HD-158-458	Heavy Duty Pipe-to-Pipe Clamp Assemblies; Fits 1-5/8" thru 4-5/8" OD pipe; Kit of 2	EA	65.70
2119HD-158-858	Heavy Duty Pipe-to-Pipe Clamp Assemblies; fits 1-5/8" thru 8-5/8" OD pipe; Kit of 2	EA	74.60



Item# 2119HD-158-458

## Double Antenna Mount Pipe Kit (TC-MPA-07)

allG's galvanized steel Double Antenna Mount Pipe Kit provides attachment for two (2) 2-3/8" antenna mount pipes to a single tower leg or other vertical pipe assembly from 1-1/2" to 3-1/2" in diameter. The kit provides two clamp assemblies and attachment hardware. Antenna mount pipes are sold separately.

Item #	Description	Unit	Wt (lb)
2119-2	Double Antenna Pipe Clamp Assembly; Clamp fits tower leg sizes from 1-1/2" thru 3-1/2" OD with hardware to attach to 2-3/8" OD antenna mount pipes; Kit of 2	EA	24.80



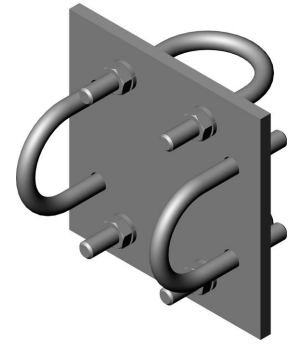
Item# 2119-2



### Crossover Plates & Kits (TC-MPA-02)

allG offers Galvanized Crossover Plates & Kits in multiple sizes and configurations for your jobsite needs. The steel clamp assembly can be attached to a horizontal pipe or vertical pipe. The Kits offered come complete with all hardware unless otherwise noted in descriptions below. Custom sizes available; contact allG today!

Item #	Description	Unit	Wt (lb)
2120-4	Crossover Pipe Clamp; 1.9" OD horizontal pipe to 1.9" OD vertical pipe; Includes 3/8" hardware	EA	3.44
2120-4-5HD	Combination Crossover Plate; 2-3/8" OD horizontal pipe to 3/4" thru 2-3/8" OD vertical pipe; Includes 1/2" hardware	EA	9.80
2120-5	Crossover Plate; 2-3/8" OD horizontal pipe to 2-3/8" OD vertical pipe; Includes 3/8" hardware	EA	4.10
2120-5HD	Crossover Plate; 2-3/8" OD horizontal pipe to 2-3/8" OD vertical pipe; Includes 1/2" hardware	EA	8.40
2120-278-238	Crossover Plate; 2-7/8" OD horizontal pipe to 2-3/8" OD vertical pipe; Includes 3/8" hardware	EA	5.10
2120-278-238HD	Crossover Plate; 2-7/8" OD horizontal pipe to 2-3/8" OD vertical pipe; Includes 1/2" hardware	EA	8.50
2120-278-4SQ	Crossover Plate; 2-7/8" OD to 4" square tube; Includes 1/2" hardware	EA	10.30
2120-21	Crossover Plate; 3" square tube horizontal to 2-3/8" OD vertical pipe; Includes 1/2" hardware	EA	9.70
2120-20HD	Crossover Plate; 3-1/2" OD horizontal pipe to 2-3/8" OD vertical pipe; Includes 1/2" hardware	EA	8.40
2120-312-278HD	Crossover Plate; 3-1/2" OD horizontal pipe to 2-7/8" OD vertical pipe; Includes 1/2" hardware	EA	9.75
2120-6	Crossover Plate; 4" OD horizontal pipe to 2-3/8" OD vertical pipe; Includes 3/8" hardware	EA	8.10
2120-6HD	Crossover Plate; 4" OD horizontal pipe to 2-3/8" OD vertical pipe; Includes 1/2" hardware	EA	9.90
2120-5-6HD	Universal Crossover Plate; 2-3/8" OD thru 4" OD horizontal pipe to 2-3/8" OD vertical pipe; Includes 1/2" hardware	EA	7.70
2120HD-UNIV	Universal Crossover Plate; 1.9" OD thru 4" OD horizontal pipe to 1.9" thru 4" OD vertical pipe; Includes 1/2" hardware	EA	30.00
7000-2120-4-5916	Universal Crossover Plate; Galvanized steel; 3/8" x 9-5/8" x 10-3/4"; Fits 4" OD thru 5-9/16" OD horizontal pipe to 4" OD thru 5-9/16" OD vertical pipe; Hardware sold separately	EA	10.30
7000-2120-6HD	Crossover Plate; Galvanized steel; 3/8" x 7" x 8-5/16"; Fits 4" OD to 2-3/8" OD pipe; Hardware sold separately	EA	6.00
7000-2120-6HD-6HD	Universal Crossover Plate; Galvanized steel; 3/8" x 8-1/2" x 9-5/8"; Fits 2-3/8" thru 4-1/2" horizontal pipe to 2-3/8" OD thru 4-1/2" OD vertical pipe; Hardware sold separately	EA	7.90



Item #2120-4

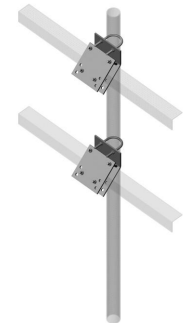


Item #2120HD-UNIV

### Horizontal Angle Rail Antenna Mount Brackets (TC-MPA-06)

allG's galvanized steel Horizontal Angle Rail Antenna Mount Brackets, or crossover plate brackets, are designed to mount a 2-3/8" diameter antenna mount pipe to angled handrails. The pair of brackets will attach to 2", 2-1/2", and 3" equal leg handrails. The brackets include all required hardware. The 2-3/8" diameter mount pipe is sold separately.

Item #	Description	Unit	Wt (lb)
2112-23	Horizontal Angle Rail Antenna Mount Brackets; Fits 2" thru 3" equal leg angle & 2-3/8" OD antenna mount pipes; Sold as a pair; allG part #2125 antenna mount pipe sold separately	EA	15.10
2112-34	Horizontal Angle Rail Antenna Mount Brackets; Fits 3" thru 4" equal leg angle & 2-3/8" OD antenna mount pipes; Sold as a pair; allG part #2125 antenna mount pipe sold separately	EA	17.40



Item# 2112-23

### Coax Supports - Mini Cluster Bracket (TC-COAX-01)

allG's galvanized steel Micro Collector is a convenient coax mounting solution. 3/4" holes for snap-in hangers and 7/16" holes for butterfly clamps are provided on three sides for up to three runs of coax. A 7/16" hole on the fourth face allows for attachment with beam clamps or any 3/8" attachment system. Snap-in or butterfly hangers sold separately.

Item #	Description	Unit	Wt (lb)
2104	Mini Cluster Support Bracket; Galvanized; Accommodates both 3/4" snap-in hangers & 7/16" butterfly clamps; 10/bag	EA	0.50



Item# 2104

## Coax Connectors (TC-COAX-42)

allG offers an array of Coax Connectors to make your job easier!

Item #	Description	Unit	Wt (lb)
6500-12	1/2" Coax; 100 ft coil	FT	0.15
6501-NMC-12	N Male Connector; 1/2"; Fits RFS, Andrew LDF & AVA, Eupen, & Rosenburger Leoni coax	EA	0.35
6501-NMC-LMR400	EZ Style N Male Straight Connector for LMR-400 Cable	EA	0.20
6501-NFC-12	N Female Connector; 1/2"; Fits RFS, Andrew LDF & AVA, Eupen, & Rosenburger Leoni coax	EA	0.20
6501-DMC-12	1/2" DIN Male Connector; Fits RFS, 7/16 DIN, (M), straight, compression	EA	0.30
6501-DMRA-12	1/2" DIN Male Right Angle 90 degree Connector; fits 1/2" Superflex wire	EA	0.30
6501-DMS-12	1/2" DIN Male Straight Connector; fits 1/2" Superflex wire	EA	0.30
6501-DFC-78	Coax Connector; 7/8" DIN Female; Fits RFS, Andrew LDF & AVA, Eupen, & Rosenburger Leoni coax	EA	0.40
6501-DFC-78A	7/8" DIN Female Connector; fits CommScope & Andrew aluminum coax	EA	0.35
6501-DFC-158A	1-5/8" DIN Female Connector; fits CommScope & Andrew aluminum coax	EA	1.30
6501-DFC-158	DIN Female Coax Connector; 1-5/8"; Fits RFS, Andrew LDF & AVA, Eupen, & Rosenburger Leoni coax	EA	1.30
6501-NFSFC-12	N Female Connector; 1/2"; Fits SCF12-50J cable	EA	0.02
6501-NMSFC-12	N Male Connector; 1/2"; Fits SCF12-50J cable	EA	0.02



6501-DFC-158

## Coax Support Kits (TC-COAX-SUP)

allG's 28-Run Coax Support Mounting Clamp Kit is a multipurpose coax mounting solution. The mount will accommodate tower leg sizes from 1.9" to 2-3/8" OD.

Item #	Description	Unit	Wt (lb)
2105-28	Coax Support Mounting Clamp Kit; 28-run; Fits 1-9/10" OD thru 2-3/8" OD pipe	EA	7.60




Item #2105-28

## Coax Support T-Bundle - 12 Run (TC-COAX-22)

allG's galvanized steel 12 - Run Coax Support is a multipurpose coax mounting solution. 3/4" snap-in and 7/16" butterfly hanger holes are provided to allow flexibility in coax attachment. The mount will accommodate tower leg sizes from 1.9" to 8.5" OD. All attachment hardware is provided. Snap-in or butterfly hangers are sold separately.

Item #	Description	Unit	Wt (lb)
2105-2	T-Bundle Support Mounting Clamp Kit; 12-runs; Welded leg; Fits 1-9/10" OD thru 8-1/2" OD tower legs	EA	9.50
2105-2-BULK	T-Bundle Support Mounting Clamp Kit; 12-runs; Welded leg; Fits 1-9/10" OD thru 8-1/2" OD tower legs; Sold 35/pack	EA	9.50



Item# 2105-2

## Coax Bundle Support - 8 Run (TC-COAX-25)

allG's galvanized steel 8 - Run Coax Support is a multipurpose coax mounting solution with 3/4" snap-in and 7/16" butterfly hanger holes provided to allow flexibility in coax attachment. This coax support can be mounted to the tower leg by banding, angle adaptor, or U-bolt attachment (allG Part #4477-1G). Mounting hardware, snap-ins, and butterfly hangers are sold separately.

Item #	Description	Unit	Wt (lb)
2105-8	Support Mounting Clamp Kit; 8-runs; Mounting hardware sold separately	EA	2.40



Item# 2105-8

**Round Member Adaptors** (TC-COAX-06a)

allG offers Round Member Adaptors to handle a variety jobsite needs.

Item #	Description	Unit	Wt (lb)
2195-RMSI	Round Member Adaptor; Stainless steel; For snap-in hanger with 3/4" hole; Hose clamp sold seperately	EA	0.20
2195-RM38	Round Member Adaptor; Stainless steel; 3/8" -16 tapped hole for 3/8" hardware; Hose clamp & hardware sold seperately	EA	0.20
2195-TSK-SI	Tower Stand-Off Kit; For snap-in; Fits leg measuring 1-7/8" thru 4-3/4" diameter	EA	0.37
2195-TSK-BF	Tower Stand-Off Kit; For butterfly; Fits leg measuring 1-7/8" thru 4-3/4" diameter; Includes 3/8" fillister bolt & lockwasher	EA	0.43



Item #2195-RM38



Typical Application

**Waveguide Bracket - Band Mount for Tank Leg** (TC-COAX-07a)

allG's galvanized steel Tank Leg Waveguide Bracket is designed to secure up to 12 runs of 1-5/8" coax to a tank leg. The bracket has 3/4" punched holes to accept snap-in hangers. The bracket is mounted using 1/2" steel banding. Snap-in hangers and steel banding sold seperately. Custom sizes available; contact allG today!

Item #	Description	Unit	Wt (lb)
2103-1-6B	Snap-In Hanger Adapter; 6-hole; Includes bracket for banding; Banding sold seperately	EA	1.80
2103-1-9B	Snap-In Hanger Adapter; 9-hole; Includes bracket for banding; Banding sold seperately	EA	2.50
2103-1-12B	Snap-In Hanger Adapter; 12-hole; Includes bracket for banding; Banding sold seperately	EA	3.30




Item# 2103-1-9B

**Sleepers - Roof Top Coax Support** (TC-COAX-08)

allG's Roof Top Coax Support Sleeper is made from UV resistant PVC. The sleepers are designed for coax support in roof top installations and have 3/4" holes on 2-1/2" centers to accommodate snap-in hangers; which are sold seperately.

Item #	Description	Unit	Wt (lb)
2106-3	PVC Sleeper; 3 holes; 16" long	EA	2.00
2106-9	PVC Sleeper; 9 holes; 31" long	EA	4.00
2106-NH-16	PVC Sleeper; No holes; 16" long	EA	2.08
2106-NH-24	PVC Sleeper; No holes; 24" long	EA	3.12
2106-NH-31	PVC Sleeper; No holes; 31" long	EA	4.03
2106-NH-96	PVC Sleeper; No holes; 96" long	EA	12.48




Item# 2106-3

## Rubber Mat (TC-ACC-07)

allG offers 1/2" thick Rubber Mats in a variety of sizes to protect roof and other surfaces from damage.

Item #	Description	Unit	Wt (lb)
2108-4X120	Rubber Mat; 1/2" x 4" x 120"	EA	5.28
2108-5X15	Rubber Mat; 1/2" x 5" x 15"	EA	0.83
2108-6x18	Rubber Mat; 1/2" x 6" x 18"; For 3 hole sleeper	EA	1.19
2108-6X22	Rubber Mat; 1/2" x 6" x 22"	EA	1.46
2108-6X24	Rubber Mat; 1/2" x 6" x 24"	EA	1.59
2108-6x26	Rubber Mat; 1/2" x 6" x 26"; For 6 hole sleeper	EA	1.72
2108-6X30	Rubber Mat; 1/2" x 6" x 30"	EA	1.98
2108-6x34	Rubber Mat; 1/2" x 6" x 34"; For 9 hole sleeper	EA	2.25
2108-6x42	Rubber Mat; 1/2" x 6" x 42"; For 12 hole sleeper	EA	2.78
2108-6X48	Rubber Mat; 1/2" x 6" x 48"	EA	3.17
2108-10X18	Rubber Mat; 1/2" x 10" x 18"	EA	1.98
2108-12X12	Rubber Mat; 1/2" x 12" x 12"	EA	1.59
2108-12X30	Rubber Mat; 1/2" x 12" x 30"	EA	3.96
2108-12X36	Rubber Mat; 1/2" x 12" x 36"	EA	4.76
2108-12X48	Rubber Mat; 1/2" x 12" x 48"	EA	6.34
2108-18x36	Rubber Mat; 1/2" x 18" x 36"	EA	7.13
2108-18X48	Rubber Mat; 1/2" x 18" x 48"	EA	9.51
2108-20X20	Rubber Mat; 1/2" x 20" x 20"	EA	4.40
2108-20X28	Rubber Mat; 1/2" x 20" x 28"	EA	6.16
2108-24X24	Rubber Mat; 1/2" x 24" x 24"	EA	6.34
2108-24X48	Rubber Mat; 1/2" x 24" x 48"	EA	12.68
2108-24x72	Rubber Mat; 1/2" x 24" x 72"	EA	19.01
2108-36X72	Rubber Mat; 1/2" x 36" x 72"	EA	28.52
2108-36X60	Rubber Mat; 1/2" x 36" x 60"	EA	23.76
2108-48X48	Rubber Mat; 1/2" x 48" x 48"	EA	25.35
2108-48x72	Rubber Mat; 1/2" x 48" x 72"	EA	38.02
2108-48x96	Rubber Mat; 1/2" x 48" x 96"	EA	50.69
2108-48x120	Rubber Mat; 1/2" x 48" x 120"	EA	1.59




Item #2108-5x15

## Z-Brackets (TC-COAX-10)

allG's galvanized steel Z-Brackets offer support for multiple runs of coax with 3/4" holes for snap-in hangers and 7/16" holes for butterfly clamps on 3" centers. The brackets are available in three lengths shown in the table below. Mounting hardware, snap-in hangers and butterfly clamps are sold separately.


Item #	Description	Unit	Wt (lb)
2107-7	Z-Bracket; Galvanized steel; For 7 runs of coax cable; Accepts both 3/4" snap-in hangers & 7/16" butterfly clamps	EA	2.35
2107-15	Z-Bracket; Galvanized steel; For 15 runs of coax cable; Accepts both 3/4" snap-in hangers & 7/16" butterfly clamps	EA	5.50
2107-23	Z-Bracket; Galvanized steel; For 23 runs of coax cable; Accepts both 3/4" snap-in hangers & 7/16" butterfly clamps	EA	8.75



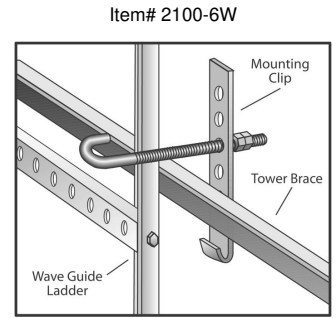
Item# 2107-15

### Waveguide Ladders - Welded (TC-COAX-12)

allG's galvanized steel Waveguide Ladders are offered in 10' and 20' lengths to accommodate up to 15 runs of 1-5/8" coax. The ladder rungs, welded on 4' centers, are provided with 3/4" and 7/16" holes for snap-in or butterfly hanger attachments. Mounting clips and J-Bolts are included for installation to angle tower braces. An optional round brace clamp is available for installation on round tower braces (allG Part #2101-RM). All ladders include splice hardware to allow multiple sections to be joined. Snap-in and butterfly hangers are sold separately.



Item #	Description	Unit	Wt (lb)
2100-4W	Welded Waveguide Ladder; 4 hole; 20' section; 15" wide; includes J-bolts & mounting hardware	EA	60.80
2100-6W	Welded Waveguide Ladder; 6 hole; 20' section; 20" wide; includes J-bolts & mounting hardware	EA	65.80
2100-9W	Welded Waveguide Ladder; 9 hole; 20' section; 27" wide; includes J-bolts & mounting hardware	EA	69.50
2100-12W	Welded Waveguide Ladder; 12 hole; 20' section; 35" wide; includes J-bolts & hardware	EA	67.00
2100-15W	Welded Waveguide Ladder; 15 hole; 20' section; 42" wide; includes J-bolts & hardware	EA	71.00
2101-4W	Welded Waveguide Ladder; 4 hole; 10' section; includes J-bolts & mounting hardware	EA	32.60
2101-6W	Welded Waveguide Ladder; 6 hole; 10' section; includes J-bolts & mounting hardware	EA	33.80
2101-9W	Welded Waveguide Ladder; 9 hole; 10' section; includes J-bolts & mounting hardware	EA	37.00
2101-12W	Welded Waveguide Ladder; 12 hole; 10' section; includes J-bolts & hardware	EA	36.00
2101-15W	Welded Waveguide Ladder; 15 hole; 10' section; includes J-bolts & hardware	EA	37.00

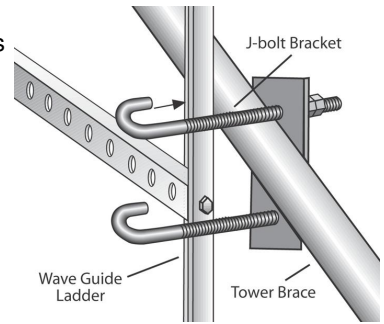


Angle clip for angled tower members.

### Waveguide Ladder Clamp for Mounting to Round Members (TC-COAX-13)

allG's Ladder Clamp supports mounting of bolted or welded waveguide ladders to round tower braces from 3/4" to 4" OD. This kit is to be used in conjunction with existing hardware provided with allG's Waveguide Ladders.

Item #	Description	Unit	Wt (lb)
2101-RM-10	10' Waveguide Ladder Clamp Kit; for mounting to round members; fits 3/4" OD thru 4" OD round members; to be used in conjunction with existing hardware provided with ALT 10' Waveguide Ladders	EA	4.67
2101-RM-20	20' Waveguide Ladder Clamp Kit; for mounting to round members; fits 3/4" OD thru 4" OD round members; to be used in conjunction with existing hardware provided with ALT 20' Waveguide Ladders	EA	7.00



Item# 2101-RM-10

### Snap-In Hangers - Stackable (TC-COAX-23)

allG offers Stackable Snap-In Hangers for coax stacking applications.

Item #	Description	Unit	Wt (lb)
2195-12-STACK	Stackable Snap-In Hanger; 1/2"; 10/bag	EA	0.07
2195-78-STACK	Stackable Snap-In Hanger; 7/8"; 10/bag	EA	0.10
2195-114-STACK	Stackable Snap-In Hanger; 1-1/4"; 10/bag	EA	0.12
2195-158-STACK	Stackable Snap-In Hanger; 1-5/8"; 10/bag	EA	0.12




Item# 2195-12-STACK

### Butterfly Clamps (TC-COAX-15)

allG offers stainless steel Butterfly Hangers with hardware included. These hangers are perfect for numerous jobsite solutions!

Item #	Description	Unit	Wt (lb)
2195-BFH-12	Butterfly Hanger; stainless steel; fits 1/2" cable; hardware included	EA	0.10
2195-BFH-78	Butterfly Hanger; stainless steel; fits 7/8" cable; hardware included	EA	0.09
2195-BFH-114	Butterfly Hanger; stainless steel; fits 1-1/4" cable; hardware included	EA	0.11
2195-BFH-158	Butterfly Hanger; Stainless steel; Fits 1-5/8" cable; hardware included	EA	0.12



Item# 2195-BFH-12

### Hoist Grip for Coax (TC-COAX-16)

allG offers Hoist Grips featuring a pre-laced or lace-up design. These grips provide a reliable means for hoisting coax cable into position and can be utilized to provide additional support once in place.

Item #	Description	Unit	Wt (lb)
2195-HG-38PL	Hoist Grip; Prelaced; For 3/8" coax	EA	0.18
2195-HG-12PL	Hoist Grip; Prelaced; For 1/2" coax	EA	0.20
2195-HG-78PL	Hoist Grip; Prelaced; For 7/8" coax	EA	0.25
2195-HG-114PL	Hoist Grip; Prelaced; For 1-1/4" coax	EA	0.30
2195-HG-158PL	Hoist Grip; Prelaced; For 1-5/8" coax	EA	0.34
2195-HG-12LU	Hoist Grip; Lace up; For 1/2" coax	EA	0.81
2195-HG-78LU	Hoist Grip; lace up; for 7/8" coax	EA	0.25
2195-HG-114LU	Hoist Grip; lace up; for 1-1/4" coax	EA	0.38
2195-HG-158LU	Hoist Grip; Lace up; For 1-5/8" coax	EA	0.40



Item #2195-HG-12PL

### Ground Kits for Coax (TC-ACC-09)

Item #	Description	Unit	Wt (lb)
2195-GK-12	Grounding Kit; for 1/2" cable with 60" grounding wire & field attachable two hole lug	EA	1.60
2195-GK-78	Grounding Kit; For 7/8" cable with 60" grounding wire & field attachable two hole lug	EA	1.65
2195-GK-114	Grounding Kit; For 1-1/4" cable with 60" grounding wire & field attachable two-hole lug	EA	2.24
2195-GK-158	Grounding Kit; for 1-5/8" cable with 60" grounding wire & field attachable two hole lug	EA	1.70
2195-GK-U	Grounding Kit; For 1/2" thru 1-5/8" cable with 60" grounding wire & field attachable two hole lug	EA	2.20



Item# 2195-GK-12

### Weatherproof Kit (EC-TAPE-03)

allG offers Weatherproof Kits that include (6) rolls of butyl rubber tape, (2) rolls of 3/4", and (1) roll of 2" electrical tape. The Universal Cold Shrink Weatherproofing Kit fits 1/2" to 7/8" coax splice and is designed for easy installation. Whatever your weatherproofing needs, allG has you covered.

Item #	Description	Unit	Wt (lb)
5750-CWP	Connector Weather Proofing Kit; Includes (6) rolls of butyl tape, (2) rolls of 3/4", & (1) roll of 2" black electrical tape	EA	2.55
5750-CS-1278	Universal Cold Shrink Weather Proofing Kit; Fits 1/2" to 7/8" coax splice	EA	0.80
5750-CWP-3M	***CLOSEOUT SALE*** 3M Connector Weather Proofing Kit; Includes (6) rolls of butyl tape, (2) rolls of 3/4" black electrical tape, & (1) roll of 2" black electrical tape	EA	3.25



Item #5750-CWP

Item #5750-CS-1278

### Coax Weatherproofing (TC-COAX-SL)

From Universal Protection Boots to Slim Lock Enclosures, allG offers a variety of accessories for coax weatherproofing. Our Universal Protection Boots come in an assortment of sizes, can be used on Superflex and/or Annular cables, and installed over cable connectors. 3M's Slim Lock Enclosure is compact and ideal for connections found close together. Both applications offer protection for RF connections at the antenna and Remote Radio Unit (RRU), and are reusable and tool-less, making them a time-saving, cost-effective, easy-to-use solution for your jobsite.

Item #	Description	Unit	Wt (lb)
2195-UPB-4310	Universal Protection Boot; For 4.3-10 interface; Can be installed over already installed connectors on cables; Used on 1/2" high/ super flex & 1/2" annular cables; 25/bag (cannot break bags)	EA	0.10
2195-UPB-716	Universal Protection Boot; For 7/16 interface; Can be installed over already installed connectors on cables; Used on 1/2" high/ super flex & 1/2" annular cables; 25/bag (cannot break bag)	EA	0.15
2195-SLC-716	***CLOSEOUT SALE*** 3M Slim Lock Connection; Enclosure for weatherproofing RF connections of 1/2 Jumper Coax, DIN 716 connections; Reusable; Requires no tools	EA	0.37



Item #2195-SLC-716

### Entry Boots & Accessories - 4" Cable (TC-COAX-17)

allG offers Entry Boots & Accessories for a weather-tight seal around your cable. With an array of sizes and runs, you are sure to find what fits your needs.

Item #	Description	Unit	Wt (lb)
2195-EBT-12-1	Cable Entry Boot; Standard 4" for 1/2" coax, 1 run; Includes (1) 4" boot, 1 cushion, & 2 clamps	EA	1.60
2195-EBT-12-2	Cable Entry Boot; Standard 4" for 1/2" coax, 2 runs; Includes (1) 4" boot, 1 cushion, & 2 clamps	EA	1.50
2195-EBT-12-3	Cable Entry Boot; Standard 4" for 1/2" coax, 3 runs; Includes (1) 4" boot, 1 cushion, & 2 clamps	EA	1.50
2195-EBT-12-4	Cable Entry Boot; Standard 4" for 1/2" coax, 4 runs; Includes (1) 4" boot, 1 cushion, & 2 clamps	EA	1.50
2195-EBT-78-1	Cable Entry Boot; Standard 4" for 7/8" coax, 1 run; Includes (1) 4" boot, 1 cushion, & 2 clamps	EA	1.55
2195-EBT-78-2	Cable Entry Boot; Standard 4" for 7/8" coax, 2 runs; Includes (1) 4" boot, 1 cushion, & 2 clamps	EA	1.55
2195-EBT-78-3	Cable Entry Boot; Standard 4" for 7/8" coax, 3 runs; Includes (1) 4" boot, 1 cushion, & 2 clamps	EA	1.40
2195-EBT-78-4	Cable Entry Boot; Standard 4" for 7/8" coax, 4 runs; Includes (1) 4" boot, 1 cushion, & 2 clamps	EA	1.40
2195-EBT-114-1	Cable Entry Boot; Standard 4" for 1-1/4" coax, 1 run; Includes (1) 4" boot, 1 cushion, & 2 clamps	EA	1.60
2195-EBT-158-1	Cable Entry Boot; Standard 4" for 1-5/8" coax, 1 run; Includes (1) 4" boot, 1 cushion, & 2 clamps	EA	1.50
2195-EBT-214-1	Cable Entry Boot; standard 4" for 2-1/4" coax, 1 run; includes (1) 4" boot, 1 cushion, & 2 clamps	EA	1.55
2195-EBT-63-1	Cable Entry Boot; standard 4" for elliptical 63 cable, 1 run; includes (1) 4" boot, 1 cushion, & 2 clamps	EA	2.00
2195-EP-4-CAP	Entry Port Cap; 4"	EA	0.25
2195-PLG-12	Plug for Cable Boot; For 1/2" coax	EA	0.04
2195-PLG-78	Plug for Cable Boot; For 7/8" coax	EA	0.20
2195-PLG-114	Plug for Cable Boot; For 1-1/4" coax	EA	0.30
2195-PLG-158	Plug for Cable Boot; For 1-5/8" coax	EA	0.12
2195-CUSH-12-1	Cushion Only; Fits standard 4" cable entry boot for 1/2" coax; 1 run	EA	0.40
2195-CUSH-12-2	Cushion Only; Fits standard 4" cable entry boot for 1/2" coax; 2 runs	EA	0.40
2195-CUSH-12-3	Cushion Only; Fits standard 4" cable entry boot for 1/2" coax; 3 runs	EA	0.40
2195-CUSH-12-4	Cushion Only; Fits standard 4" cable entry boot for 1/2" coax; 4 runs	EA	0.35
2195-CUSH-78-1	Cushion Only; Fits standard 4" cable entry boot for 7/8" coax; 1 run	EA	0.40
2195-CUSH-78-2	Cushion Only; Fits standard 4" cable entry boot for 7/8" coax; 2 runs	EA	0.35
2195-CUSH-78-3	Cushion Only; Fits standard 4" cable entry boot for 7/8" coax; 3 runs	EA	0.30
2195-CUSH-78-4	Cushion Only; Fits standard 4" cable entry boot for 7/8" coax; 4 runs	EA	0.25
2195-CUSH-114-1	Cushion Only; Fits standard 4" cable entry boot for 1- 1/4" coax; 1 run	EA	0.30
2195-CUSH-158-1	Cushion Only; Fits standard 4" cable entry boot for 1-5/8" coax, 1 run	EA	0.30
2195-CUSH-214-1	Cushion Only; Fits standard 4" cable entry boot for 2- 1/4" coax; 1 run	EA	N/A
2195-CUSH-63-1	Cushion Only; Fits standard 4" cable entry boot for elliptical 63 cable; 1 run	EA	N/A



Item #2195-EBT-12-1



Item #2195-EBT-63-1

### Entry Ports with 4" Openings (TC-COAX-18)

allG offers Entry Ports for your jobsite solutions! allG makes installation easy by supplying all mounting hardware (unless otherwise noted in descriptions below).

Item #	Description	Unit	Wt (lb)
2195-EP-1	Entry Port; (1) 4" opening; 7" x 7"; Mounting hardware included	EA	0.45
2195-EP-3	Entry Port; (3) 4" openings; 1 row of 3 holes; 9-1/2" x 20"; Mounting hardware included	EA	2.75
2195-EP-4	Entry Port; (4) 4" openings; 1 row of 4 holes; 9-1/2" x 25-1/2"; Mounting hardware included	EA	3.00
2195-EP-6	Entry Port; (6) 4" openings; 2 rows of 3 holes each; 17-1/2" x 23"; Mounting hardware included	EA	4.50
2195-EP-8	Entry Port; (8) 4" openings; 2 rows of 4 holes each; 17-1/2" x 24-1/8"; Mounting hardware included	EA	5.00
2195-EP-12	Entry Port; (12) 4" openings; 3 rows of 4 holes each; 25-1/2" x 25-1/2"; Mounting hardware included	EA	7.92
2195-EP-16	Entry Port; (16) 4" openings; 4 rows of 4 holes each; 25-1/2" x 25-1/2"; Mounting hardware included	EA	10.60
2195-EP-18	Entry Port; (18) 4" openings; 3 rows of 6 holes each; 25-1/2" x 39-1/2"; Mounting hardware included	EA	12.00
2195-EP-24	Entry Port; (24) 4" openings; 4 rows of 6 holes each; 25-1/2" x 39-1/2"; Mounting hardware included	EA	16.00
2195-EP-4-CAP	Entry Port Cap; 4"	EA	0.25



Item #2195-EP-1



Item #2195-EP-12

### Click-On Coax Cable Clamps (TC-COAX-19)

allG Click-On Coax Cable Clamps are sold in kits of ten (10). The hardware is sold separately.

Item #	Description	Unit	Wt (lb)
2107-3G-12	3G Cable Clamp; For 1/2" coax; One package of 10 (cannot break package); Hardware sold separately	PK	0.02
2107-3G-158	3G Cable Clamp; For 1-5/8" coax; One package of 10 (cannot break package); Hardware sold separately	PK	4.50



Item# 2107-3G-158

### Click-On Hardware Kit for Three Stack (TC-COAX-20)

allG's Click-On Hardware Kits fit 3 Stack Click-On Clamps (allG Part #2107-3G-\*\*). These Kits are sold in packs of ten (10) for your convenience.

Item #	Description	Unit	Wt (lb)
2107-1278-KIT	Hardware Kit; Fits 3 Stack Click-On 1/2"-7/8" coax; Includes: (1) 3/8" x 7" SS all thread, (2) nuts, washers & lockwashers; Packaged 10/pack	EA	0.30
2107-114158-KIT	Hardware Kit; Fits 3 Stack Click-On 1-1/4"-1-5/8" coax; Includes: (1) 3/8" x 10" SS all thread, (2) nuts, washers & lockwashers; Packaged 10/pack	EA	0.40



Item# 2107-1278-KIT

### Angle Adapters (TC-COAX-21)

allG offers angle adapters to handle a variety jobsite needs.

Item #	Description	Unit	Wt (lb)
2592	Standard Angle Adapter; Stainless steel; 3/8" tapped; Beam clamp for butterfly hanger; 10/box	EA	0.49
2593	Standard Angle Adapter; Stainless Steel; Beam clamp; Accepts snap in hangers; 10/box	EA	0.39
2593-U	Universal Angle Adapter; Stainless steel; Designed with 3/4" snap in hanger hole; Includes insert that adapts hole to accept a butterfly hanger; 10/box	EA	0.42
2592G	Standard Angle Adapter; Galvanized; 3/8" tapped; Beam clamp for butterfly hanger; 10/box	EA	0.49
2593G	Standard Angle Adapter; Galvanized; Beam clamp; Accepts snap in hangers; 10/box	EA	0.39
2593UG	Universal Angle Adapter; Galvanized; Designed with 3/4" snap in hanger hole; Includes insert that adapts hole to accept a butterfly hanger; 10/box	EA	0.42
2195-INSERT	3/8" Press-In Insert; Converts 3/4" hole to 3/8" tapped hole	EA	0.01



Item# 2592

Item# 2593

### 3 Way Adaptor (TC-COAX-27)

allG's 3 Way Adaptor allows you to mount up to (3) snap in hangers (more with stackable snap-ins). This adaptor attaches to towers with 3/8" hardware or round member adapters; which are sold separately.

Item #	Description	Unit	Wt (lb)
2195-3WAY	3-Way Standoff Adaptor for Snap in Hanger	EA	0.12



Item# 2195-3WAY



### Two Pole Ice Bridge with Easy Access Trapeze (TC-IB2P-NT)

allG's Ice Bridge is offered in a 24" wide by 10' long with either a hot dipped galvanized grip strut or an allG economy cover, and a three (3) level Easy Access Trapeze. Snap-in and butterfly hangers are sold separately. Trapeze kits can also be ordered separately. Other configurations are available; contact allG today! allG also offers the Ice Bridge Kits with feet in 10', 14', and 21' poles.

Item #	Description	Unit	Wt (lb)
2164NT-312106	2-Leg Ice Bridge Kit; with top mounted Part #2162C-312 Cantilever Brackets; ALT Part #2164-NT-3L Easy Access Trapeze; 3-1/2" OD x 10' poles; hot dipped galvanized grip strut cover; 24" wide	EA	295.00
2164NT-31214F	2-Leg Ice Bridge Kit; with top mounted ALT Part #2162C-312 Cantilever Brackets; ALT Part #2164-NT-3L Easy Access Trapeze; 3-1/2" OD x 14' poles with feet; hot dipped galvanized grip strut cover; 24" wide	EA	385.00
2164NT-OS	2-Leg Ice Bridge Kit; With top mounted allG part #2162C-312 Cantilever Brackets; allG part #2164-NT-3L Easy Access Trapeze; 3-1/2" OD x 14' poles; Hot dipped galvanized grip strut cover; 24" wide	EA	321.00
2164NT-OSF	2-Leg Ice Bridge Kit; With top mounted allG part #2162C-312 Cantilever Brackets; allG part #2164-NT-3L Easy Access Trapeze; 3-1/2" OD x 10' pipe legs with feet; Hot dipped galvanized grip strut cover; 24" wide	EA	349.00
2164NT-OS-21	2-Leg Ice Bridge Kit; With top mounted allG part #2162C-312 Cantilever Brackets; allG part #2164-NT-3L Easy Access Trapeze; 3-1/2" OD x 21' poles; Hot dipped galvanized grip strut cover; 24" wide	EA	402.00
2164-12NT	2-Leg Ice Bridge Kit; With top mounted ALT Part #2162-12 Cantilever Brackets; ALT Part #2164-12NT-3 Three Level Trapeze; 3-1/2" OD x 14' poles & hot dipped galvanized grip strut cover; 12" wide	EA	278.00



Item #2164NT-OS



Item #2164-12NT

### Two Pole Ice Bridge with Vertical Trapeze (TC-IB2P-VT)

allG's Ice Bridge kits feature a 12", 24", or 36" wide by 10' long, with either a hot dipped galvanized grip strut or an economy cover, and a Vertical Trapeze. Snap-in and butterfly hangers are sold separately. Trapeze kits can also be ordered separately. Other configurations are available; contact allG today! allG also offers the Ice Bridge Kits with feet in 10', 14', and 21' poles.

Item #	Description	Unit	Wt (lb)
2164-12VT	2-Leg Ice Bridge Kit; With top mounted ALT Part #2162-12 Cantilever Brackets; ALT Part #2164VT Vertical Trapeze; 3-1/2" OD x 14' poles & hot dipped galvanized grip strut cover; 12" wide	EA	265.00
2164-12VT-106F	2-Leg Ice Bridge Kit; With top mounted allG part #2162-12 Cantilever Brackets; allG part #2164VT Vertical Trapeze; 3-1/2" OD x 10' poles with feet & hot dipped galvanized grip strut cover; 12" wide	EA	260.00



Item #2164-36VT-106F

### Two Pole Ice Bridge with Angle Bracket Trapeze (TC-IB2P-AB)

allG's Ice Bridge kits feature a 24" wide by 10' long, with either a hot dipped galvanized grip strut or an economy cover, and an Angle Bracket Trapeze. Snap-in and butterfly hangers are sold separately. Trapeze kits can also be ordered separately. Other configurations are available; contact allG today! allG also offers the Ice Bridge Kits with feet in 10', 14', and 21' poles.

Item #	Description	Unit	Wt (lb)
2164-2-312106F	2-Leg Ice Bridge Kit; with top mounted ALT Part #2162C-312 Cantilever Brackets; ALT Part #2164-2 Three Level Galvanized Angle Trapeze; 3-1/2" OD x 10' poles with feet; hot dipped galvanized grip strut cover; 24" wide	EA	336.00
2164-2-31214	2-Leg Ice Bridge Kit; with top mounted ALT Part #2162C-312 Cantilever Brackets; ALT Part #2164-2 Three Level Galvanized Angle Trapeze; 3-1/2" OD x 14' poles; hot dipped galvanized grip strut cover; 24" wide	EA	345.00



Item #2164-2-312106F

### Two Pole Ice Bridge with Z Bracket (TC-IB2P-ZB)

allG's Ice Bridge kits feature a 24" or 12" wide by 10' long, with either a hot dipped galvanized grip strut or an economy cover, and a Z Bracket Trapeze. Snap-in and butterfly hangers are sold separately. Trapeze kits can also be ordered separately. Other configurations are available; contact allG today! allG also offers the Ice Bridge Kits with feet in 10', 14', and 21' poles.

Item #	Description	Unit	Wt (lb)
2164-24Z1	2-Leg Ice Bridge Kit; with top mounted cantilever brackets; single level Z-bracket trapeze; 3-1/2" OD x 14' poles; ALT Part #2160-24-31012HDG Ice Bridge Cover; 24" wide	EA	335.00



Item #2164-24Z1

### Ice Bridges - Four Pole (TC-IB4P)

allG Ice Bridge kits feature a 24" wide by 10' long hot dipped galvanized grip strut. See item description for specific trapeze assembly. Trapeze kits can also be ordered separately. Other configurations available; contact allG today! Snap-in and butterfly hangers are sold separately.

Item #	Description	Unit	Wt (lb)
2165-6NT	4-Leg Ice Bridge Kit; with support angle mounted below the grip strut & ALT Part #2164-NT-3L 3-Level Easy Access Trapeze; 3-1/2" OD x 14' poles	EA	619.00
2165-1215-PM-G	Ice Canopy; 12' x 15' with (6) 3.5" OD x 10' posts; Hardware included	EA	N/A
2165-820-PM-G	Ice Canopy; 8' x 20'; Pad mounted; Hardware included	EA	N/A



Item# 2165-6



Item #2165-1218-DB-G

### Ice Bridges - Equipment Rack (TC-IBER)

allG offers Galvanized Steel Icebridges/Equipment Rack Assembly that features 24" wide by 10' long, hot-dipped galvanized grip strut, 3-1/2" OD pipe legs, channel strut, and waveguide ladder.

Item #	Description	Unit	Wt (lb)
2166	2-Leg Ice Bridge Kit/Equipment Rack; with 3-1/2" OD pipe legs, (1) 24" grip strut; & (8) channel strut	EA	495.00
2166-1224	2-Leg Ice Bridge Kit/Equipment Rack; with (2) 12" & (1) 24" x 10' long grip strut, 3-1/2" OD x 14' long pipe legs, (3) ALT Part #2176 Channel Struts, & (1) 9-hole wave guide ladder 10' long; mounted horizontally at bottom; includes hardware	EA	622.00
2166-1224F	2-Leg Ice Bridge Kit/Equipment Rack; with (2) 12" & (1) 24" x 10' long grip strut, 3-1/2" OD x 10' pipe legs with feet, (3) ALT Part #2176 Channel Struts, & (1) 9-hole wave guide ladder, 10' long; mounted horizontally at bottom; includes hardware	EA	616.00
2166-36	2-Leg Ice Bridge Kit/Equipment Rack; with (1) 12" & (1) 24" x 10' long grip strut, (3) ALT part #2164-NT-3L 3-Level Easy Access Trapeze Kit with hardware; 3-1/2" OD x 14' pipe legs & (3) ALT Part #2176 Channel Struts	EA	455.00
2166-36F	2-Leg Ice Bridge Kit/Equipment Rack; Includes (1) 12" & (1) 24" grip strut, 10' long; (3) allG part #2164-NT-3L 3-Level Easy Access Trapeze Kit with hardware; 3-1/2" OD x 10' pipe legs with feet & (3) ALT Part #2176 Channel Struts	EA	449.00
2166-36F-D	2-Leg Ice Bridge Kit/Equipment Rack set up for Duplex Rack	EA	501.00
2166-36LT	2-Leg Ice Bridge Kit/Equipment Rack; with (1) 12" & (1) 24" grip strut 10' long, 3-1/2" OD x 14' pipe legs & (3) 10' Pieces of Channel Strut	EA	421.00
2166-448	Equipment Rack with ice shield covering both sides; Includes (2) 24" grip strut x 10' long; (3) 3-1/2" OD x 14' long pipe legs, (10) allG part #2176 channel struts; Includes hardware	EA	636.00



Item# 2166



Item# 2166-36F

### Grip Strut (TC-IBA-01)

allG's hot dipped galvanized Steel Grip Strut is available in 12" or 24" widths and is either 2' or 10' long. These Grip Struts are 3" deep.

Item #	Description	Unit	Wt (lb)
2160-12-31012HDG	Grip Strut; Hot dipped galvanized; 12" nominal width (11-3/4" actual) x 3" deep x 10' long;	EA	55.00
2160-12-31012HDG-KIT	Grip Strut Kit; (1) 12" wide x 10' long galvanized grip strut with (4) 3/8" J-bolts, (4) 3/8" fender washers, (4) 3/8" lock washers & (4) 3/8" nuts	EA	57.00
2160-24-31012HDG	Grip Strut; Hot dipped galvanized; 24" nominal width (23-3/4" actual) x 3" deep x 10' long	EA	82.00
2160-24-31012HDG-KIT	Grip Strut Kit; (1) 24" wide x 10' long galvanized grip strut with (4) 3/8" J-bolts, (4) 3/8" fender washers, (4) 3/8" lock washers & (4) 3/8" nuts	EA	91.00
2160-24-5HDG	Grip Strut; 24" nominal width (23-3/4" actual) x 3" deep x 5' long; Hot dipped galvanized	EA	44.00



Item# 2160-12-31012HDG

### Ice Bridge Cantilever Supports (TC-IBA-11)

The galvanized steel Cantilever Support is designed to attach grip strut to a 3-1/2" or 4" OD pole. Galvanized mounting hardware is included. Two kits are recommended for each ice bridge. Grip strut and pipe are sold separately.

Item #	Description	Unit	Wt (lb)
2162C-312	Ice Bridge Cantilever Support Bracket Kit; For 3-1/2" OD pipe leg and 24" wide grip strut; Includes attachment hardware & cantilever bracket	EA	15.00
2162C-3-312	Ice Bridge Cantilever Support Bracket Kit; For 3-1/2" OD pipe leg and 36" wide grip strut; Includes attachment hardware & cantilever bracket	EA	23.00
2162C-4-312	Ice Bridge Cantilever Support Bracket Kit; For 4" OD pipe leg and 48" wide grip strut; Includes attachment hardware, cantilever bracket, & pipe cap	EA	32.00

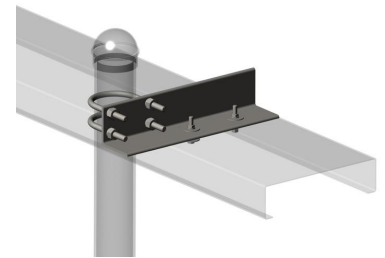


Item# 2162C-312

### Ice Bridge Cantilever Supports for 12" Grip Strut (TC-IBA-03a)

allG's galvanized steel Ice Bridge Cantilever Support is designed for use with 12" grip strut and fits 3-1/2" OD pipe. Grip Strut (allG Part #2160-12-31012HDG) and pipe is sold separately.

Item #	Description	Unit	Wt (lb)
2162-12	Cantilever Bracket Kit; For 12" wide grip strut; Fits 3-1/2" OD pipe	EA	10.30



Item# 2162-12

### Ice Bridge Splice Kits (TC-IBA-10)

allG's Ice Bridge Splice Kit is designed to connect 3" deep grip strut. All hardware is included, and field drilling is required on grip strut. Grip strut is sold separately.

Item #	Description	Unit	Wt (lb)
2162-SP	Ice Bridge Splice Kit; universal; fits all widths of grip strut	EA	26.90




Item# 2162-SP

### Ice Bridge Splice Plate Kits (TC-IBA-12)

allG's Ice Bridge Splice Plate Kit is designed to connect 24" wide grip strut. All hardware is included and no field drilling is required on grip strut. Grip strut is sold separately.

Item #	Description	Unit	Wt (lb)
2162-SPLT-12	Ice Bridge Splice Plate Kit; Fits 12" wide grip strut; Includes galvanized splice plates & attachment hardware	EA	8.50
2162-SPLT	Ice Bridge Splice Plate Kit; Fits 24" wide grip strut; Includes galvanized splice plates & attachment hardware	EA	10.70



Item# 2162-SPLT

### Trapeze Kit - Easy Access (TC-TPZ-05)

allG's galvanized steel Trapeze Kit reduces the installation time by allowing easy access from each side after the trapeze is attached to the ice bridge. The rungs have six (6) 3/4" and 7/16" holes on 2-1/2" centers to accommodate snap-in or butterfly hangers. The kit includes hardware for attachment to the center of the grip strut. Snap-in or butterfly hangers are sold separately.

Item #	Description	Unit	Wt (lb)
2164-12NT-3L	3-Level Easy Access Trapeze Kit; fits 12" Wide; includes hardware	EA	9.10
2164-NT-3L	3-Level Easy Access Trapeze Kit; Fits 24" Wide; Includes hardware	EA	11.50



Item# 2164-NT-3L

### Trapeze Kit - Vertical (TC-TPZ-04)

allG's galvanized steel Vertical Trapeze Kit includes hardware for attachment to the center of the grip strut. Snap-in or butterfly hangers are sold separately.

Item #	Description	Unit	Wt (lb)
2164VT	Vertical Trapeze Kit; Includes (1) vertical trapeze & hardware	EA	5.10




Item# 2164VT

### Trapeze Kit - Angle Bracket/All Thread (TC-TPZ-02)

allG's three (3) level galvanized steel Angle Trapeze Kit has 3/4" and 7/16" holes on 3" centers to accommodate snap-in or butterfly hangers. Stainless steel or galvanized steel hardware is available. Snap-in or butterfly hangers are sold separately.

Item #	Description	Unit	Wt (lb)
2164-2-38	3-Level Angle Trapeze Kit; With 3/8" galvanized all thread & hardware	EA	13.00
2164-2-38SS	3-Level Angle Trapeze Kit; With 3/8" stainless steel all thread & stainless steel hardware	EA	13.00



Item# 2164-2-38SS

### Trapeze Kit - Z Bracket (TC-TPZ-ZB)

allG's galvanized steel Trapeze Kits reduce installation time by allowing easy access from each side after the trapeze is attached to the ice bridge. The rungs have six (6) 3/4" and 7/16" holes on 2-1/2" centers to accommodate snap-in or butterfly hangers. The kit includes hardware for attachment to the center of the grip strut. Snap-in or butterfly hangers are sold separately.

Item #	Description	Unit	Wt (lb)
2164-24Z1	2-Leg Ice Bridge Kit; with top mounted cantilever brackets; single level Z-bracket trapeze; 3-1/2" OD x 14' poles; ALT Part #2160-24-31012HDG Ice Bridge Cover; 24" wide	EA	335.00



Item #2164-24Z1

### Ice Canopies (TC-IC)

allG offers Ice Canopies for various jobsite solutions!

Item #	Description	Unit	Wt (lb)
2164-48IC	Ice Canopy; 2-pole; 48" wide with (2) 3-1/2" OD x 14' posts; Hardware included	EA	427.00
2165-48ICF	Ice Canopy; 4-pole; 48" wide with (4) 3-1/2" OD x 10' posts with feet; Hardware & concrete anchors included	EA	610.00
2165-1012-PM-G	10' x 12' Ice Canopy Pad Mounted and Grip Strut Roofing.	EA	N/A
2165-1215-PM-G	Ice Canopy; 12' x 15' with (6) 3.5" OD x 10' posts; Hardware included	EA	N/A
2165-88DB	Ice Canopy; 8' x 8' with 48" wide x 10' long canopy coverage; includes equipment rack and (4) 3-1/2" OD x 14' posts; Hardware included	EA	820.00
2165-820-PM-G	Ice Canopy; 8' x 20'; Pad mounted; Hardware included	EA	N/A
2164-48IC-EXT	Ice Bridge extension; 2-pole; 48" wide x 5' long with (2) 3-1/2" OD x 10' posts w/ft; extension for 2165-48ICF (4) pieces of 60" slotted unistrut and hardware included	EA	375.50
2165-60ICDF	Ice Canopy; 4-pole; 60" wide x 120" long with (2) 3-1/2" OD x 10' posts with feet and (2) 3-1/2" OD x 14' posts direct burial ; Hardware & concrete anchors included	EA	668.00



Item #2164-48IC



Item #2165-48ICF

### Ice Shields (TC-IS-ICE)

allG offers Ice Shields to protect your valuable tower mounted equipment from ice and other falling debris. Manufactured right here in our North Texas location, these ice shields are made from galvanized steel and are easy to install. The welded pattern of the shield "floor" breaks down the particles protecting the surface of antennas, dishes, automation devices, etc. Need a different size? Contact us today!

Item #	Description	Unit	Wt (lb)
2167-6048	60" deep X 48" wide ice shield for microwave dishes; includes cable support kit that fits 2"OD thru 8"OD tower leg; ice shield mounts to 4-1/2"OD dish mount pipe	EA	302.00
2167-6072	60" deep X 72" wide ice shield for microwave dishes; includes cable support kit that fits 2"OD thru 8"OD tower leg; ice shield mounts to 4-1/2"OD dish mount pipe	EA	340.00
2167-6096	60" deep X 96" wide ice shield for microwave dishes; includes cable support kit that fits 2"OD thru 8"OD tower leg; ice shield mounts to 4-1/2"OD dish mount pipe	EA	401.00
2167-60120	60" deep X 120" wide ice shield for microwave dishes; includes cable support kit that fits 2"OD thru 8"OD tower leg; ice shield mounts to 4-1/2"OD dish mount pipe	EA	437.00
2167-6048-LSK	60" deep X 48" wide ice shield for microwave dishes; DOES NOT include the cable support kit; ice shield mounts to 4-1/2"OD dish mount pipe	EA	260.00
2167-6072-LSK	60" deep X 72" wide ice shield for microwave dishes; DOES NOT include the cable support kit; ice shield mounts to 4-1/2"OD dish mount pipe	EA	298.00
2167-6096-LSK	60" deep X 96" wide ice shield for microwave dishes; DOES NOT include the cable support kit; ice shield mounts to 4-1/2"OD dish mount pipe	EA	359.00
2167-60120-LSK	60" deep X 120" wide ice shield for microwave dishes; DOES NOT include the cable support kit; ice shield mounts to 4-1/2"OD dish mount pipe	EA	405.23



#2167-6072



#2167-6048

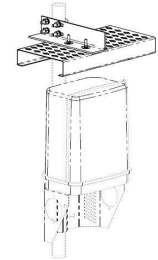
### Ice Shields for Radio Equipment (TC-IS-EQUIP)

allG manufactures superior Ice Shields to protect your valuable radio equipment from ice and other falling debris. These ice shields are fabricated from hot dipped galvanized steel in our North Texas manufacturing facility. More importantly, they are easy for you to install. Call us for more information and to place your order.

Item #	Description	Unit	Wt (lb)
2167-1224	Raycap Box Ice Shield; 12" x 24"; Includes hardware for 2-3/8" pipe	EA	20.50



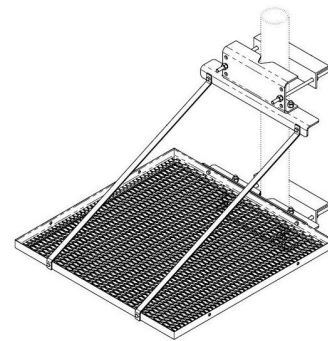
#2167-1224



### Ice Shields for Dish Antennas (TC-IS-ANTENNA)

allG manufacturers top-notch ice shields. Buy them!

Item #	Description	Unit	Wt (lb)
2167-IS-33	Antenna Ice Shield; 3' x 3'; Fits 1.5" OD thru 8" OD round legs or angle legs	EA	87.00



#2167-IS-33

### Equipment Rack - 2 Pole (8 Run) (EC-PTR-01A)

allG offers 2-pole Equipment Rack Kits that are fabricated and shipped as one complete, ready-to-install kit. The galvanized steel equipment rack has eight (8) runs of 5' channel strut that can be adjusted to contractor's specifications on two (2) 3-1/2" OD x 10'-6" poles. Once set in concrete, the rack can accommodate a number of equipment boxes. All necessary mounting hardware is included for easy installation. Custom sizes and applications available; contact allG today!

Item #	Description	Unit	Wt (lb)
2109-4	Equipment Rack; with (2) 3-1/2" OD x 10' posts & (8) 5' pieces of channel strut mounted with strut straps	EA	240.00



Item# 2109-4

### Equipment Rack - 2 Pole (EC-PTR-01)

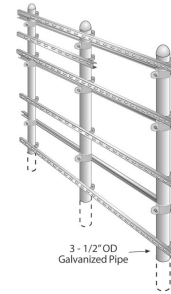
allG offers 2-Pole Equipment Rack Kits that are fabricated and shipped as one complete, ready-to-install kit. The galvanized steel equipment racks include multiple channel struts that can be adjusted to contractor's specifications on two (2) 3-1/2" OD poles. See the item description for the length and quantity of channel struts included. Once set in concrete, the rack can accommodate a number of equipment boxes. All necessary mounting hardware is included for easy installation. Custom sizes and applications available; contact allG today! Need concrete? allG Part #9277

Item #	Description	Unit	Wt (lb)
2109	Equipment Rack; with (2) 3-1/2" OD x 14' posts & (8) 10' pieces of channel strut mounted with u-bolts; includes (30) 1/2" spring nuts & stainless steel hardware for mounting cabinets	EA	350.00
2109-1	Equipment Rack; With (2) 3-1/2" OD x 10' posts & (4) 10' pieces of channel strut mounted with u-bolts	EA	235.00
2109-2	Equipment Rack; With (2) 3-1/2" OD x 10' posts & (6) 10' pieces of channel strut mounted with U-bolts	EA	270.00
2109-6-712	Equipment Rack; with (2) 3-1/2" OD x 7' posts, (2) post caps, (2) 5' pieces of channel strut mounted with u-bolts, & (4) ALT Part #2196-38 Saddle Nuts	EA	135.00
2109-6-106	Equipment Rack; with (2) 3-1/2" OD x 10' posts, (2) post caps, (2) 5' pieces of channel strut mounted with u-bolts, & (4) ALT Part #2196-38 Saddle Nuts	EA	190.00
2109-312-106F	Equipment Rack; with (2) 3-1/2" OD x 10' posts with feet & anchor hardware for feet, (2) post caps, (1) 10' piece of channel strut with mounting hardware, & (4) ALT Part #2196-38 Saddle Nuts	EA	220.00

**Equipment Racks - 3 Pole** *(EC-PTR-02)*

allG offers 3-Pole Equipment Rack Kits that are fabricated and shipped as one complete, ready-to-install kit. The galvanized steel equipment rack contains various runs of 10' channel strut that can be adjusted to contractor's specifications on poles. Once set in concrete, the rack can accommodate a number of equipment boxes. All necessary mounting hardware is included for easy installation. Custom sizes and applications available; contact allG today! Need concrete? allG Part #9277

Item #	Description	Unit	Wt (lb)
2109-3	Equipment Rack; with (3) 3-1/2" OD x 10' posts, (7) 10' pieces & (1) 5' piece of channel strut mounted with strut straps	EA	389.00
2109-3-U	Equipment Rack; with (3) 3-1/2" OD x 10' posts, (5) 10' pieces of channel strut mounted with U-bots	EA	305.00



Item #2109-3




Item #2109-3-U

**Equipment Rack - Bolt On** *(EC-PTR-05)*

allG offers a 2-Pole Bolt-On Equipment Rack kit that is fabricated and shipped as one complete, ready-to-install kit. The galvanized steel equipment rack has two (2) runs of 30" channel strut that can be adjusted to contractor's specifications on two (2) 3-1/2" OD x 60" poles. Once U-bolted to the support framing, the rack can accommodate equipment box mounting. All mounting hardware is included for easy installation. Custom sizes and applications available; contact allG today!

Item #	Description	Unit	Wt (lb)
2109U-3060	30"x 60" Bolt-On H-Frame Kit; includes (2) 3-1/2"OD x 60" galvanized pipes, U-bolts, stainless steel strut straps, (2) 30" pieces of channel strut with two mounting holes each	EA	88.00



Item# 2109U-3060

## Equipment Platforms with Jack-Up Legs (EC-EPLT-06)

The galvanized steel Equipment Platform includes jack-up legs for platform leveling. Each platform leg provides up to 11" of leg adjustment. Rotating the adjustment bolt at the top of each leg provides the leg adjustments that can be made with or without the equipment cabinets in place. The platform comes complete with mounting hardware and bar grating.

Item #	Description	Unit	Wt (lb)
2110J-44	Equipment Platform; 4' x 4'; Galvanized steel; Ground mounted; (4) jack-up legs	EA	472.00
2110J-48	Equipment Platform; 4' x 8'; galvanized steel; ground mounted; (4) jack-up legs.	EA	686.00
2110J-410	Equipment Platform; 4' x 10'; galvanized steel; ground mounted; (6) jack-up legs	EA	896.00
2110J-414	Equipment Platform; 4' x 14'; galvanized steel; ground mounted; (6) jack-up legs	EA	N/A
2110J-610	Equipment Platform; 6' x 10'; galvanized steel; ground mounted; (6) jack-up legs	EA	988.00
2110J-88	Equipment Platform; 8' x 8'; galvanized steel; ground mounted; (6) jack-up legs; includes holes in side channel to fit 2110JC-88-LIER canopy	EA	N/A
2110J-810	Equipment Platform; 8' x 10'; galvanized steel; ground mounted; (6) jack-up legs	EA	N/A
2110J-814	Equipment Platform; 8' x 14'; galvanized steel; ground mounted; (6) jack-up legs	EA	N/A
2110J-1010	Equipment Platform; 10' x 10'; galvanized steel; ground mounted; (6) jack-up legs	EA	N/A
2110J-1012	Equipment Platform; 10' x 12'; galvanized steel; ground mounted; (6) jack-up legs	EA	N/A
2110J-1015	Equipment Platform; 10' x 15'; galvanized steel; ground mounted; (6) jack-up legs	EA	N/A
2110J-68HD	Equipment Platform; Heavy Duty 6' x 8'; galvanized steel; ground mounted; (4) jack-up legs; breaks down to allow roof access through elevator; no member is over 6' long	EA	N/A
2110JC-88	Equipment Platform Canopy; 8' x 8' Bolt-on Ice Canopy Kit; fits ALT Part #2110J-88 ; includes post and roof frames; 50% roof coverage; perimeter equipment rack and interior equipment rack	EA	960.00
2110JC-88-LIER	8' x 8' Bolt-on Ice Canopy Kit; fits ALT Part #2110J-88 Equipment Platform; includes post and roof frames; 100% roof coverage; perimeter equipment rack; does not include an interior equipment rack	EA	957.57
2110JC-1015	10' x 15' Bolt-on Ice Canopy Kit; fits ALT Part #2110J-1015 Equipment Platform	EA	N/A
2110JWIC-88	8' x 8' Adjustable Platform with Ice Canopy with Unistrut. Includes: Jack up platform with (6) adjustable jack legs and 1" x 1/8" grating (4) 3-1/2" OD Canopy legs (3) Additional 3-1/2" pipe for internal equipment rack (2) 1/4" x 3" x 3" Canopy support angle (2) 24" x 10' grip strut (8) Sticks of unistrut All necessary hardware	EA	N/A
2110JWIC-88-LIER	8' x 8' Adjustable Platform with Ice Canopy with Unistrut less the interior equipment rack Includes: Jack up platform with (6) adjustable jack legs and 1" x 1/8" grating (4) 3-1/2" OD Canopy legs (2) 1/4" x 3" x 3" Canopy support angle (2) 1/4" x 3" x 5" Canopy support angle (4) 24" x 10' grip strut (4) Sticks of unistrut All necessary hardware	EA	N/A
2110JWIC-1015	Equipment Platform; 10' x 15'; galvanized steel; ground mounted; (6) jack-up legs; covered with ice canopy; includes (1) ALT Part #2110J-1015 Equipment Platform & (1) ALT Part #2110JC-1015 Ice Canopy Kit	EA	N/A
2110J-2SK	Two-Step Stair Kit; Fits 2110J-88, 2110J-88HD and 2110J-68HD platforms	EA	58.00
2110J-88EXT-2	Platform Extension Kit; 2' extension; fits 2110J-88 platform; 2' x 8' extension	EA	390.00
2110J-88EXT-4	Platform Extension Kit; 4' extension; fits 2110J-88 platform; 4' x 8' extension	EA	595.00
2110JC-88EXT-2	Ice Canopy Extension Kit; 2' extension; fits 2110JC-88 canopy; 2' x 8' extension	EA	117.00
2110JC-88EXT-4	Ice Canopy Extension Kit; 4' extension; fits 2110JC-88 canopy; 4' x 8' extension	EA	243.00
2110J-68HD-HRKIT	Handrail Kit; handrail kit for 6' x 8' platform without a canopy; fits 2110J-68HD platform; only fits when buying platform without the canopy; kit breaks down to allow roof access through elevator; no member is over 6' long	EA	375.00
2110J-88HRKIT	Handrail Kit; handrail kit for 8' x 8' platform without a canopy; fits 2110J-88, 2110J-88TM or 2110J-88HD platforms; only fits when buying platform without the canopy	EA	385.00
2110JWIC-88HRKIT	Handrail Kit; handrail kit for 8' x 8' platform with a canopy; fits 2110JWIC-88, 2110JWIC-88HD or 2110JWIC-88-LIER platforms; only fits when buying platform with the canopy	EA	375.00
2110JWIC-88-LWU	Lightweight Platform; 8' x 8'; Adjustable top deck height from 18-1/2" to 26-1/2"; Includes: full coverage canopy & equipment rack, (3) unitsrut, & hardware for attachment to uprights on canopy; Light field drilling required	EA	N/A
2110JWIC-88-LWU-EXT	Lightweight 8' x 8' Platform with 4' extension and unistrut kit	EA	N/A
2110JWIC-88-LWU-HRKIT	Handrail kit for lightweight 8x8 platform with canopy. Requires minimal field drilling.	EA	65.00
2110JWIC-1010-LWU-R	10' x 10' lightweight platform with adjustment from 18-1/2" to 26-1/2" top deck height. Includes full coverage R-panel canopy and equipment rack with (3) unitsrut and hardware for attachment to uprights on canopy (light field drilling required)	EA	N/A
2110J-JPL	Jack Pad Leg Assembly W/Hardware	EA	46.41



Item #2110J-48



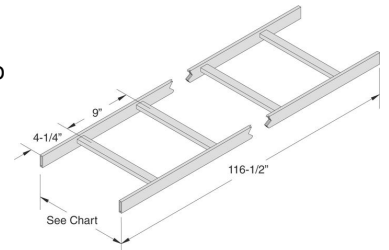
Item #2110JWIC-1015



### Cable Rack with 1-1/2" Tubular Stringers (TC-CRA-01)

allG's Cable Rack is used to support cables in Telco shelters. The steel Cable Rack has 1/2" x 1" steel channel rungs and 3/8" x 1-1/2" steel stringers. Available in 6", 12", 18" and 24" widths with telco gray or yellow and zinc finish.

Item #	Description	Unit	Wt (lb)
2135-6-G	6" Cable Rack; 116-1/2" x 1-1/2" tube; gray	EA	18.00
2135-12-G	12" Cable Rack; 116-1/2" x 1-1/2" tube; Gray	EA	22.00
2135-18-G	Cable Rack; 18"; 116-1/2" x 1-1/2" tube; Gray	EA	25.00
2135-24-G	24" Cable Rack; 116-1/2" x 1-1/2" tube; Gray	EA	30.00
2135-12-YZ	12" Cable Rack; 116-1/2" x 1-1/2" tube; Yellow zinc	EA	23.07

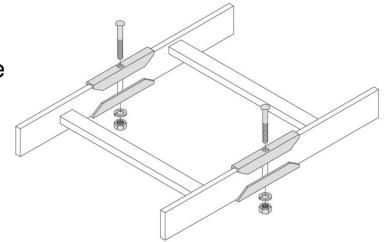


Item# 2135-12-G

### Cable Rack Splice Kit (TC-CRA-02)

allG's Cable Rack Splice Plate connects to the allG Cable Rack sections. This kit is designed to fit 3/8" x 1-1/2" stringers. The kit includes four clamp plates and hardware and is fabricated in 11-gauge steel yellow and zinc finished.

Item #	Description	Unit	Wt (lb)
2135-SPLICE	Splice Kit; For 1-1/2" cable rack	EA	1.12

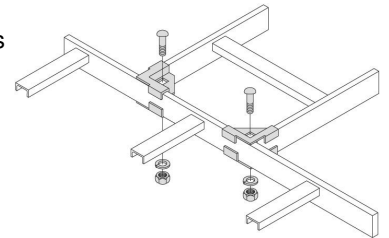


Item# 2135-SPLICE

### Cable Rack Corner Clamp Kit - "T" or 90 Degree Connection (TC-CRA-03)

allG offers a "T" Junction Corner Clamp made of 13-gauge steel, yellow and zinc finished, that connects to the allG cable rack sections. The kit is designed to fit 3/8" x 1-1/2" stringers. The kit includes (4) corner clamps and hardware.

Item #	Description	Unit	Wt (lb)
2135-T-90	Corner Clamp Kit; "T" or 90-degree connection for 1-1/2" cable rack	EA	1.12

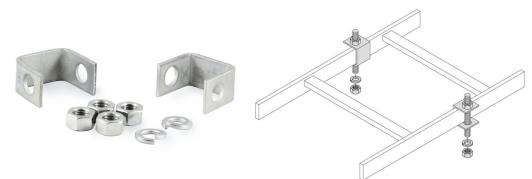


Item# 2135-T-90

### Cable Rack Hanger Bracket Kit (TC-CRA-05)

allG offers a Cable Rack Hanger Bracket Kit fabricated with 1/8" stainless steel which connects to the allG cable rack sections vertically. The kit contains (2) brackets and lockwashers with (4) hex nuts.

Item #	Description	Unit	Wt (lb)
2136-12	Hanger Bracket Kit; for 1/2" all thread for 1-1/2" cable rack; includes (2) brackets, (4) hex nuts & (2) lock washers	EA	0.50
2136-58	Hanger Bracket Kit; for 5/8" all thread for 1-1/2" cable rack; includes (2) brackets, (4) hex nuts & (2) lock washers	EA	0.70
2136-SMB	Cable Rack Side Mount Bracket; with set bolt; gray; this bracket fits all of ALT's 2135-XX-XX* cable racks.	EA	0.60



Item #2136-12

Typical Application

### Cable Rack Ceiling Hanger Bracket Kit (TC-CRA-06)

allG offers Ceiling Hanger Bracket Kits with a galvanized steel bracket that connects the allG cable rack sections to ceilings. The kit contains (1) hanger bracket and lockwasher with (2) hex nuts. Threaded rod is sold separately, excluding Item #2136-CH-38-15.

Item #	Description	Unit	Wt (lb)
2136-CH-38	Ceiling Hanger Bracket Kit; for 3/8" all thread	EA	0.60
2136-CH-38-15	Ceiling Hanger Bracket Kit; For 3/8" all thread; Includes hardware & 3/8" x 15" galvanized threaded rod	EA	1.00
2136-CH-58	Ceiling Hanger Bracket Kit; for 5/8" all thread	EA	0.75



Item# 2136-CH-58

### Cable Rack Wall Angle Kit (TC-CRA-07)

allG's Cable Rack Wall Angle Kits are used to connect the allG cable rack sections to walls or other structures. allG offers steel wall angle kits in two different finishes (hot dip galvanized or powder coated in telco gray) and a variety of sizes. Each kit contains one angle, J-bolts, lockwashers and nuts. The hardware required to mount the angle to the wall is sold separately.

Item #	Description	Unit	Wt (lb)
2136G-ANGLE-12	Wall Angle Kit; Galvanized; Support 12" cable rack; Includes stainless steel hardware	EA	3.70
2136G-ANGLE-24	Wall Angle Kit; Galvanized; Supports 24" cable rack; Includes stainless steel hardware	EA	6.30
2136-ANGLE-612	Wall Angle Kit; Powder coated; Supports cable rack 6", 9", & 12"; Includes gold anodized hardware	EA	2.16

### Cable Tray - Light Duty Aluminum - 12' Straight (TC-CTA-LT-01)

allG offers cable trays to handle a variety jobsite needs.

Item #	Description	Unit	Wt (lb)
2006ALD-4912	Light Duty Cable Tray; Aluminum; 6" wide x 12' long; with 4" usable load depth & 9" rung spacing	EA	10.70
2012ALD-4912	Cable Tray; Light duty aluminum; 12" wide x 12' long; 4" usable load depth; 9" rung spacing; Includes splice plates	EA	15.16
2018ALD-4912	Cable Tray; Light duty aluminum; 18" wide x 12' long; 4" usable load depth; 9" rung spacing	EA	17.54
2024ALD-4912	Cable Tray; Light duty aluminum; 24" wide x 12' long; 4" usable load depth; 9" rung spacing	EA	17.88



Item# 2012ALD-4912

### Cable Tray Fittings - Light Duty Aluminum Elbow - 24" Radius (TC-CTA-LT-02)

allG offers cable trays to handle a variety jobsite needs.

Item #	Description	Unit	Wt (lb)
2006ALD-4H9024	Light Duty Cable Tray Fittings; Aluminum; 90-Degree horizontal bend elbow; 6" wide; 4" load depth; 24" radius	EA	4.00
2006ALD-4V19024	Light Duty Cable Tray Fitting; Aluminum; 90-Degree vertical inside bend elbow; 6" wide; 4" load depth; 24" radius	EA	3.00
2006ALD-4VO9024	Light Duty Cable Tray Fitting; Aluminum; 90-Degree vertical outside bend elbow; 6" wide; 4" load depth; 24" radius	EA	3.00
2012ALD-4H4524	Cable Tray Fitting; Light duty aluminum; 45-Degree horizontal bend elbow; 12" wide; 4" load depth; 24" radius	EA	3.50
2012ALD-4H9024	Cable Tray Fitting; Light duty aluminum; 90-Degree horizontal bend elbow; 12" wide; 4" load depth; 24" radius	EA	6.00
2012ALD-4V19024	Cable Tray Fitting; Light duty aluminum; 90-Degree vertical inside bend elbow; 12" wide; 4" load depth; 24" radius	EA	2.60
2012ALD-4VO9024	Cable Tray Fitting; Light duty aluminum; 90-Degree vertical outside bend elbow; 12" wide; 4" load depth; 24" radius	EA	2.60
2018ALD-4H9024	Cable Tray Fitting; Light duty aluminum; 90-Degree horizontal bend elbow; 18" wide; 4" load depth; 24" radius	EA	7.30
2018ALD-4VO9024	Cable Tray Fitting; Light duty aluminum; 90-Degree vertical outside bend elbow; 18" wide; 4" load depth; 24" radius	EA	2.60
2024ALD-4H4524	Cable Tray Fitting; Light duty aluminum; 45-degree horizontal bend elbow; 24" wide; 4" load depth; 24" radius; Uses cover ALT part #2024ALD-H4524C	EA	5.60
2024ALD-4H9024	Cable Tray Fitting; Light duty aluminum; 90-degree horizontal bend elbow; 24" wide; 4" load depth; 24" radius	EA	8.60
2024ALD-4V19024	Cable Tray Fitting; Light duty aluminum; 90-Degree vertical inside bend elbow; 24" wide; 4" load depth; 24" radius	EA	3.60
2024ALD-4VO9024	Cable Tray Fitting; Light duty aluminum; 90-Degree vertical outside bend elbow; 24" wide; 4" load depth; 24" radius	EA	3.60



Item# 2024ALD-4V19024



45-DEGREE HORIZONTAL ELBOW

## Cable Tray Fittings - Light Duty Aluminum Tee - 4" Load Depth

(TC-CTA-LT-03)

allG offers a variety of cable trays to handle a variety jobsite needs.

Item #	Description	Unit	Wt (lb)
2006ALD-4HT24	Light Duty Cable Tray Fitting; Aluminum; Horizontal tee; 6" wide; 4" load depth; 24" radius	EA	12.00
2012ALD-4HT24	Cable Tray Fitting; Light duty aluminum; Horizontal tee; 12" wide; 4" load depth; 24" radius; Uses cover ALT part # 2012ALD-HT24C	EA	11.80
2024ALD-4HT24	Cable Tray Fitting; Light duty aluminum; Horizontal tee; 24" wide; 4" load depth; 24" radius	EA	15.20

## Splice Kits (TC-CTA-ACCSPL)

allG offers Splice Kits that are adjustable, allowing vertical elevation changes. They are made of construction aluminum and slightly curved for a spring-fit on straight sections or contour-fit on fittings. These kits meet NEMA VE1 standards.

Item #	Description	Unit	Wt (lb)
2000-4VASK	Vertical Adjustable Splice Kit; For 4" cable tray	EA	0.09
2000-4SPRC	Universal Splice Connector; For 4" nominal load depth; 4" usable load depth cable tray	PR	1.20




Item #2000-4VASK

## Cable Tray Hold Down Clamps (TC-CTA-01)

allG offers Cable Tray Hold Down Clamps that are ideal for use with allG's 4" load depth aluminum cable tray. Cable Trays sold seperately.

Item #	Description	Unit	Wt (lb)
2000-HDC	Cable Tray Hold Down Clamp; Galvanized; Hardware not included	EA	0.10



Item #2000-HDC

## Covers - Ladder (TC-CTA-CVR1)

Item #	Description	Unit	Wt (lb)
2006ALDC-12	Flat Flange Straight Cable Tray Cover; Aluminum; For 6" cable tray; Fits both GSM & TJC tray; 7-3/4" W x 12' L	EA	4.00
2012ALDC-12	Flat Flange Straight Cable Tray Cover; Aluminum; For 12" cable tray; Fits both GSM & TJC tray; 13-3/4" W x 12' L	EA	9.20
2012ADPC-4	Flat Straight Cable Tray Cover; 1/8" aluminum diamond plate; For 12" cable tray; 13-3/4" W x 4' L	EA	7.70
2012ADPC-6	Flat Straight Cable Tray Cover; 1/8" aluminum diamond plate; For 12" cable tray; 13-3/4" W x 6' L	EA	13.20
2012ADPC-12	Flat Straight Cable Tray Cover; 1/8" aluminum diamond plate; For 12" cable tray; 13-3/4" W x 12' L	EA	24.40
2018ALDC-12	Flat Flange Straight Cable Tray Cover; Aluminum; For 18" cable tray; Fits both GSM & TJC tray; 19-3/4" W x 12' L	EA	12.00
2018ADPC-12	Flat Straight Cable Tray Cover; 1/8" aluminum diamond plate; For 18" cable tray; 19-3/4" W x 12' L	EA	39.00
2024ALDC-12	Flat Flange Straight Cable Tray Cover; Aluminum; For 24" cable tray; Fits both GSM & TJC tray; 25-3/4" W x 12' L	EA	15.40
2024ADPC-4	Flat Straight Cable Tray Cover; 1/8" aluminum diamond plate; For 24" cable tray; 25-3/4" W x 4' L	EA	15.40
2024ADPC-6	Flat Straight Cable Tray Cover; 1/8" aluminum diamond plate; For 24" cable tray; 25-3/4" W x 6' L	EA	22.95
2024ADPC-8	Flat Straight Cable Tray Cover; 1/8" aluminum diamond plate; For 24" cable tray; 25-3/4" W x 8' L	EA	30.70
2024ADPC-12	Flat Straight Cable Tray Cover; 1/8" aluminum diamond plate; For 24" cable tray; 25-3/4" W x 12' L	EA	46.20



Item# 2012ALDC-12

### Covers - Elbow (TC-CTA-CVR2)

allG offers Cable Tray Covers for a variety of jobsite solutions. See chart below and pick up yours today!

Item #	Description	Unit	Wt (lb)
2006AF-VI9024C	Cable Tray Cover; Light duty aluminum; Flanged; 90-degree bend vertical inside elbow; 24" radius; 6"	EA	2.00
2006AF-VO9024C	Cable Tray Cover; Light duty aluminum; Flanged; 90-degree bend vertical outside elbow; 24" radius; 6"	EA	2.00
2012ANF-VI9024C	Cable Tray Cover; Light duty aluminum; Non-flanged; 90-degree bend vertical inside elbow; 24" radius; 12" wide x 38" long	EA	2.90
2012ANF-VO9024C	Cable Tray Cover; Light duty aluminum; Non-flanged; 90-degree bend vertical outside elbow; 24" radius; 12" wide x 44" long	EA	2.70
2012ALD-H4524C	Cable Tray Cover; Light duty aluminum; 45-degree horizontal bend; 24" radius; 12"	EA	1.70
2012ALD-H9024C	Cable Tray Cover; Light duty aluminum; 90-degree horizontal bend; 24" radius; 12"	EA	2.40
2024ANF-VI9024C	Cable Tray Cover; Light duty aluminum; Non-flanged; 90-degree vertical inside elbow; 24" radius; 24" wide x 38" long	EA	3.70
2024ANF-VO9024C	Cable Tray Cover; Light duty aluminum; Non-flanged; 90-degree vertical outside elbow; 24" radius; 24" wide x 44" long	EA	4.50
2024ALD-H4524C	Cable Tray Cover; Light duty aluminum; 45-degree horizontal bend elbow; 24" wide; 24" radius; For ALT part #2024ALD-4H4524	EA	3.60
2024ALD-H9024C	Cable Tray Cover; Light duty aluminum; 90-degree horizontal bend elbow; 24" wide; 24" radius	EA	5.60



Item #2012ALD-HT24C

### Covers - Tees (TC-CTA-CVR)

Item #	Description	Unit	Wt (lb)
2006ALD-HT24C	Light Duty Horizontal Tee Cover; Aluminum; 6" with 24" radius	EA	4.00
2012ALD-HT24C	Cable Tray Cover; Light duty aluminum; Horizontal "T"; 24" radius; 12"; For ALT part #2012ALD-4HT24	EA	6.70
2024ALD-HT24C	Cable Tray Cover; Light duty aluminum; Horizontal "T"; 24" wide; 24" radius; 2 pieces	EA	11.40
2006ALD-H9024C	Light Duty Horizontal Cover; Aluminum; 6" with 24" radius; 90-degree	EA	3.20



Item# 2012ALD-HT24C

### Cable Tray - Light Duty Aluminum Non-Vented Cover (TC-CTCC-01)

allG offers a variety of cable trays to handle a variety jobsite needs.

Item #	Description	Unit	Wt (lb)
2006ALDCL-12	Cable Tray Cover; Aluminum; Flat; Louvered; Straight; 7-3/4" wide x 12' long; For 6" cable tray; Fits both GSM & TJC tray	EA	4.18
2012ALDC-12	Flat Flange Straight Cable Tray Cover; Aluminum; For 12" cable tray; Fits both GSM & TJC tray; 13-3/4" W x 12' L	EA	9.20
2024ALDC-12	Flat Flange Straight Cable Tray Cover; Aluminum; For 24" cable tray; Fits both GSM & TJC tray; 25-3/4" W x 12' L	EA	15.40
2012ANF-VI9024C	Cable Tray Cover; Light duty aluminum; Non-flanged; 90-degree bend vertical inside elbow; 24" radius; 12" wide x 38" long	EA	2.90
2024ANF-VI9024C	Cable Tray Cover; Light duty aluminum; Non-flanged; 90-degree vertical inside elbow; 24" radius; 24" wide x 38" long	EA	3.70
2012ANF-VO9024C	Cable Tray Cover; Light duty aluminum; Non-flanged; 90-degree bend vertical outside elbow; 24" radius; 12" wide x 44" long	EA	2.70
2024ANF-VO9024C	Cable Tray Cover; Light duty aluminum; Non-flanged; 90-degree vertical outside elbow; 24" radius; 24" wide x 44" long	EA	4.50



Item# 2012ALDC-12

### Cable Tray - Diamond Plate Covers (TC-CRA-08)

allG offers Diamond Plate Cable Tray Covers made of 1/8" aluminum. These covers are straight and flat and are used to cover cable trays.

Item #	Description	Unit	Wt (lb)
2012ADPC-4	Flat Straight Cable Tray Cover; 1/8" aluminum diamond plate; For 12" cable tray; 13-3/4" W x 4' L	EA	7.70
2012ADPC-6	Flat Straight Cable Tray Cover; 1/8" aluminum diamond plate; For 12" cable tray; 13-3/4" W x 6' L	EA	13.20
2012ADPC-12	Flat Straight Cable Tray Cover; 1/8" aluminum diamond plate; For 12" cable tray; 13-3/4" W x 12' L	EA	24.40
2018ADPC-12	Flat Straight Cable Tray Cover; 1/8" aluminum diamond plate; For 18" cable tray; 19-3/4" W x 12' L	EA	39.00
2024ADPC-6	Flat Straight Cable Tray Cover; 1/8" aluminum diamond plate; For 24" cable tray; 25-3/4" W x 6' L	EA	22.95
2024ADPC-12	Flat Straight Cable Tray Cover; 1/8" aluminum diamond plate; For 24" cable tray; 25-3/4" W x 12' L	EA	46.20

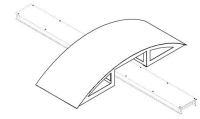


Item #2012ADPC-4

### Cable Tray Roof Top Ramp (TC-CTCC-06)

allG offers a variety of cable trays to handle a variety of jobsite needs.

Item #	Description	Unit	Wt (lb)
2000-RAMP-96	Cable Tray Roof Top Ramp; 96"; hot dipped galvanized finish	EA	257.00



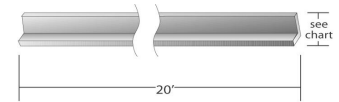
Item# 2000-RAMP-96

Typical Application

### Galvanized Angle (TC-ACC-01)

allG offers a variety of galvanized angle to handle a variety of jobsite needs.

Item #	Description	Unit	Wt (lb)
2124-3822	Steel Angle; Galvanized; Grade A36; 3/8" x 2" x 2" x 20'	EA	97.76
2124-31622	Steel Angle; Galvanized; Grade A36; 3/16" x 2" x 2" x 20'	EA	51.00
2124-316212	Steel Angle; Galvanized; Grade A36; 3/16" x 2-1/2" x 2-1/2" x 20'	EA	64.00
2124-31633	Steel Angle; Galvanized; Grade A36; 3/16" x 3" x 3" x 20'	EA	77.00
2124-1422-10	Steel Angle; Galvanized; Grade A36; 1/4" x 2" x 2" x 10'	EA	34.00
2124-1422	Steel Angle; Galvanized; Grade A36; 1/4" x 2" x 2" x 20'	EA	68.00
2124-1433-10	Steel Angle; Galvanized; Grade A36; 1/4" x 3" x 3" x 10'; Sold in multiples of 2	EA	52.00
2124-1433	Steel Angle; Galvanized; Grade A36; 1/4" x 3" x 3" x 20'	EA	103.00
2124-14312	Steel Angle; Galvanized; Grade A36; 1/4" x 3-1/2" x 3-1/2" x 20'	EA	6.25
2124-1444-10	Steel Angle; Galvanized; Grade A36; 1/4" x 4" x 4" x 10'	EA	70.00
2124-1444	Steel Angle; Galvanized; Grade A36; 1/4" x 4" x 4" x 20'	EA	140.00



Galvanized Steel Angle

### Galvanized Steel Post Cap (TC-ACC-02)

allG offers high quality Post Caps featuring a press-on design. Made of galvanized steel metal alloy, they are economical, functional, & stylish. These post caps are a great finish to any project. Available in round or square to fit your needs!

Item #	Description	Unit	Wt (lb)
5202-1.5	Post Cap; Galvanized steel; Fits 1-1/2" Schedule 40 steel pipe (1.9" OD)	EA	0.16
5202-2	Post Cap; Galvanized steel; Fits 2" Schedule 40 steel pipe (2-3/8" OD)	EA	0.25
5202-2.5	Post Cap; Galvanized steel; Fits 2-1/2" Schedule 40 steel pipe (2-7/8" OD)	EA	0.30
5202-3	Post Cap; Galvanized steel; Fits 3" Schedule 40 steel pipe (3-1/2" OD)	EA	0.80
5202-3.5	Post Cap; Galvanized steel; Fits 3-1/2" Schedule 40 steel pipe (4" OD)	EA	0.54
5202-4S	Post Cap; Galvanized steel; For 4" x 4" square steel pipe	EA	0.30
5202-4	Post Cap; Galvanized steel; Fits 4" Schedule 40 steel pipe (4-1/2" OD)	EA	1.34
5202-BALL-2.5	Cast Iron Post Ball; Fits 2-1/2" x 2-1/2" square pipe	EA	2.54



Item #5202-1.5



Item #5202-4S

### Grating Fastener (TC-ACC-04)

allG offers Grating Fasteners that include grating clip, bolt, & flange C-clamp.

Item #	Description	Unit	Wt (lb)
2199	Grating Fastener; Fits 1" grating & 1/4" thru 3/4" flange; Includes grating clip, bolt, & flange C-clamp	EA	0.20
2199-1	Grating Fastener; Fits 1-1/2" grating & 1/4" thru 3/4" flange; Includes grating clip, bolt, & flange C-clamp	EA	0.20



Item #2199

### Hose Clamps - Stainless Steel (TC-ACC-05)

allG offers Hose Clamps made of stainless steel and are the most commonly used hose clamps. They have a wide stainless steel band with slotted hex head screw, however, they are not recommended for use with silicone (soft) hose or tube. The banding detaches from the housing so the clamps can be installed and removed without disconnecting the hose or tube.

Item #	Description	Unit	Wt (lb)
2193-12-114	Hose Clamp; #12; Stainless steel; Fits 1/2" thru 1-1/4" hose	EA	0.05
2193-1316-134	Hose Clamp; #20; Stainless steel; Fits 13/16" thru 1-3/4" hose	EA	0.10
2193-1916-212	Hose Clamp; #32; Stainless steel; Fits 1-9/16" thru 2 1/2" hose	EA	0.10
2193-21316-334	Hose Clamp; #52; Stainless steel; Fits 2-13/16" thru 3-3/4" hose	EA	0.10
2193-3916-412	Hose Clamp; #64; Stainless steel; Fits 2-1/2" thru 4-1/2" hose	EA	0.10
2193-178-5	Hose Clamp; #72; Stainless steel; Fits 1-7/8" thru 5" hose	EA	0.05
2193-412-712	Hose Clamp; #104; Stainless steel; Fits 4-1/2" thru 7-1/2" hose	EA	0.12



Item #2193-1316-134

## Banding & Accessories (TC-ACC-06a)

allG offers Banding and Accessories featuring non-magnetic, stainless steel. The medium-duty banding offers resistance to mild corrosive agents and can be used for mounting and cable bundling. The straps can be double wrapped for extra strength.

Item #	Description	Unit	Wt (lb)
2193-BI-12	Band Strap; Stainless steel; 1/2" x 100' roll; 0.025 thick	EA	4.42
2193-BI-VC	Banding Clips; Stainless steel; 1/2"; 100/box	BOX	0.01
2193-BI-EL	Ear-Lokt Style Clips; Stainless steel; For 1/2" banding; 100/box	BOX	0.02
2193-BI-SEAL	Scru-Seals & Racks; For 1/2" banding; 10/box	BOX	0.07
2193-BI-TOOL	Banding Tool; Standard; For use on band widths of 3/16" thru 3/4"; Tensions over 2,400 lbs of force; Cuts off the tail of the clamp being formed; Used to apply stainless steel band & galvanized carbon steel band; Includes a spin handle retaining ring to keep parts intact	EA	4.33



Item# 2193-BI-TOOL

Item# 2193-BI-12 (Sold on Roll)

## Ground Stabilizer Fabric (TC-ACC-10)

allG offers Ground Stabilizer Fabric that is an industry standard geotextile that performs the functions of separation and stabilization in marginal soil conditions. It features a grab tensile strength of 200 lbs.

Item #	Description	Unit	Wt (lb)
9090	Ground Stabilizer Fabric; 12.5' x 432'; 600 square yards	EA	200.00
9090-RX1200	TerraGrid RX1200 Ground Fabric; 13' x 164' roll	EA	N/A



Item# 9090

## Fiber Hanging Grommets (TC-ACC-11)

allG offers Fiber Hanging Grommets that are easily installed, with low maintenance, lasting durability, and cost effectiveness.

Item #	Description	Unit	Wt (lb)
2195-G-3812	Hanger Adapter Grommet; For use with 3/8" cable in a 1/2" Hanger; Packaged 10/box	EA	0.24
2195-G-78114	Hanger Adapter Grommet; For use with 7/8" cable to 1-1/4" cushion insert; Packaged 10/box	EA	0.10
2195-G-7-10-114	Hanger Adapter Grommet; CLOSEOUT Accepts (2) 7 mm & (2) 10 mm cables; Used with 1-1/4" universal snap-hanger & 1-1/4" double clamp; Packaged 10/box	EA	N/A
2195-G-27114	Hanger Adapter Grommet; for use with 27mm (1.0625") cable in 1-1/4" hanger; packaged 10/box	EA	0.10
2195-G-414-438-158	Hanger Adapter Grommet; For use with 4 - 0.24 (6MM), 4 - 0.39 (10mm) cable in 1-5/8" hanger; Packaged 10/box	EA	0.16
2195-G-138158	Hanger Adapter Grommet; for use with 1-3/8" cable in 1-5/8" hanger; packaged 10/box	EA	0.25
2195-G-SSHA-38	Andrew Hanger Adapter Grommet; For use with 3/8" cable in 1/2" hanger; 10/box	EA	0.24
2195-GU-78	Universal Hanger Adapter Grommet; For use with 4mm (0.1562") up to 14mm (0.5625") cable in 7/8" hanger; Packaged 10/pack	EA	0.05
2195-GU-158	Universal Hanger Adapter Grommet; For use with 14mm (0.5625") up to 36mm (1.4062") cable in 1-5/8" hanger; Packaged 10/pack	EA	0.13
2195-G-UN158	Universal Hanger Adapter Grommet; For use with 0.24 (6MM), 0.32 (8MM), 0.39 (10mm), 0.47 (12MM), 0.55 (14MM), & 1" (25MM) cable in 1-5/8" hanger; 10/box	EA	0.14



Item #2195-G-3812

**Add On Accessories** *(TC-ACC-BP)*

allG's Add On Accessories has an array of products needed to finish out your jobsite! The Base Plate series can fit 2-3/8" OD, 2-7/8" OD, 3-1/2" OD, or 4" OD existing pipe legs. The Add On Base Plate is available alone or in a kit, which includes the hardware for easy & fast installation. allG also offers the securing kits for the Add On Base Plate to be anchored to concrete. allG also offers Ice Bridge Legs with the Base Plate already attached for your convenience; however, anchor kits are sold separately. See chart below for your solutions! Finally, the Lock Box offered is designed specifically for the Raycap Hybrid Fiber OVP boxes used on Verizon Wireless sites. With your provided lock (allG #5363, sold separately), you can rest assured that your expensive site equipment is safe & sound.

Item #	Description	Unit	Wt (lb)
7000-2164FT-38	Light Duty Add on Ice Bridge Foot; Fits 2-3/8" OD thru 4" OD pipe; U-bolt kits & anchor kits sold seperately	EA	15.49
2164FT-238	Add On Base Plate Kit; for 2-3/8" OD pipe; adds a foot to existing 2-3/8" OD pipe; includes 1/2" U-bolts, hardware, & 1/2" wedge anchor kit	EA	19.00
2164FT-312	Add On Base Plate Kit; 3-1/2" OD pipe; adds a foot to existing 3-1/2" OD pipe; includes 1/2" U-bolts, hardware, & 1/2" wedge anchor kit	EA	19.20
4822-12512-KIT	Wedge Anchor Kit; Grade 304 stainless steel; Includes (4) 1/2" x 5-1/2", nuts, & washers	KIT	1.35
4830-KIT	Drop-in Anchor Kit; 1/2"; kit of (4) includes: 1/2" drop-in anchors, 1/2" x 1-1/2" stainless bolts, & 1/2" stainless lock washers	EA	1.00
7000-2164-7-10	Pipe Leg; Galvanized; 3-1/2" OD x 10' with 1/2" x 10" x 10" base plate	EA	74.60
7000-2164-7-14	Pipe Leg; 3-1/2" OD x 14'; With 1/2" x 10" x 10" base plate; Galvanized	EA	99.00
7000-2164-5-10	4"OD x 10'-6" galvanized pipe leg with 1/2" x 12" x 12" base plate	EA	120.00
7000-2164-8-21	4-1/2" OD x 21' galvanized pipe leg with base plate	EA	250.00
5950-212512-LB	Lock Box Designed to Secure a Ray Cap Box; 21" W x 25" H x 12-11/16" D; Double hinged Security Cover; Fits 2-3/8" O.D. thru 3-1/2" O.D. Pipe; U-Bolt Kits Sold Separately.	EA	40.00
2132-GSC-120	Galvanized Security Column; 4" x 4" x 3/16" thick x 120" (10') tall; No column cap; 5202-4S top cap sold seperately	EA	112.00
2164-BP-KIT	Backing Plate; Used for attaching pipe with feet to platform grating; To be used with any leg utilizing the 7000-2164-7-10.1 plate; Includes all necessary hardware	EA	16.00



Item #7000-2164FT



Item #7000-2164-5

### Secondary Bonding Conductors - Stranded (LP-COND-BND-04)

allG offers Secondary Bonding Conductors which are stranded to increase surface area to ensure the electrical charge from lightning can travel safely to the interconnection of lightning protection components. These braided conductors are UL Listed and increase the surface area without adding weight to the wire, making them easy to install and keeps costs to a minimum.

Item #	Description	Unit	Wt (lb)
14-100	Secondary Bond Conductor; Copper; 14-strand; 17 gauge; smooth weave; 28,600 circular mils; 1/4" diameter; 90lbs/1000'; UL Listed; Sold on 100' coils	FT	0.09
14-500	Secondary Bond Conductor; Copper; 14-strand; 17 gauge; smooth weave; 28,600 circular mils; 1/4" diameter; 90lbs/1000'; UL Listed; Sold on 500' spool	EA	0.10
A14-100	Secondary Bonding Conductor; Aluminum; 11-strand; 14 gauge; smooth weave; 45,000 circular mils; 1/4" diameter; 47lbs/1000'; UL Listed; Sold on 100' coils	FT	0.05
A14-500	Secondary Bonding Conductor; Aluminum; 11-strand; 14 gauge; smooth weave; 45,000 circular mils; 1/4" diameter; 47lbs/1000'; UL Listed; Sold on 500' spool	EA	0.05



### Secondary Bonding Conductors - Solid (LP-COND-BND-05)

allG offers Secondary Bonding Conductors which are solid to ensure the electrical charge from lightning can travel safely to the interconnection of lightning protection components. These solid conductors are UL Listed and can withstand the electrical charge without deteriorating, making them perfect for your lightning protection systems.

Item #	Description	Unit	Wt (lb)
60-105	Secondary Bonding Conductor; Solid copper; #6 AWG; UL Listed; Sold on 105' coils	FT	0.08
A40-100	Secondary Bonding Conductor; Solid aluminum; #4 AWG; UL Listed; Sold on 100' coils	FT	0.04



### Class I Conductors (LP-COND-C1-01)

allG offers Class I Conductors which are stranded to increase the surface area to ensure the electrical charge from lightning can travel safely and directly to the ground. These braided conductors are UL Listed and can withstand the electrical charge without deteriorating, making them perfect for your lightning protection systems. The stranding allows an increase in surface area without adding weight to the wire, making them easy to install and keeps costs to a minimum.

Item #	Description	Unit	Wt (lb)
129-500	Class I Lightning Protection Conductor; Copper; 29-strand; 17 gauge; Braided; 59,450 circular mils, 3/8" diameter; 192lbs/1000'; UL Listed; Sold on 500' spools	FT	0.20
130-500	Class I Lightning Protection Conductor; Copper; 30-strand; 17 gauge; Braided; 61,400 circular mils, 7/16" diameter; 188lbs/1000'; UL Listed; Sold on 500' spools	FT	0.20
132-500	Class I Lightning Protection Conductor; Copper; 32-strand; 17 gauge; Braided; 65,500 circular mils, 7/16" diameter; 201lbs/1000'; UL Listed; Sold on 500' spools	FT	0.22
134-400	Class I Lightning Protection Conductor; Copper; 34-strand; 17 gauge; Braided; 69,600 circular mils, 7/16" diameter; 214lbs/1000'; UL Listed; Sold on 400' spools	FT	0.22
136-400	Class I Lightning Protection Conductor; Copper; 36-strand; 17 gauge; Braided; 73,700 circular mils, 7/16" diameter; 227lbs/1000'; UL Listed; Sold on 400' spools	FT	0.23
168-400	Class I Lightning Protection Conductor; Copper; 29-strand; 16 gauge; Rope lay; 72,500 circular mils; 5/16" diameter; 203lbs/1000'; UL Listed; Sold on 400' spools	FT	0.21
A119-500	Class I Lightning Protection Conductor; Aluminum; 19-strand; 13 gauge; 105,600 circular mils; 0.373 diameter; 99 lbs/1000'; UL Listed; Sold on 500' spools	FT	0.10
A124-500	Class I Lightning Protection Conductor; Aluminum; 24-strand; 14 gauge; 98,600 circular mils; 0.50 diameter; 95 lbs/1000'; UL Listed; Sold on 500' spools	FT	0.10
A126-500	Class I Lightning Protection Conductor; Aluminum; 26-strand; 14 gauge; 106,800 circular mils; 0.50 diameter; 102 lbs/1000'; UL Listed; Sold on 500' spools	FT	0.11
A128-500	Class I Lightning Protection Conductor; Aluminum; 28-strand; 14 gauge; 115,000 circular mils; 9/16" diameter; 112 lbs/1000'; UL Listed; Sold on 500' spools	FT	0.12





**Class I Conductors - Tinned** (LP-COND-C1-03)

allG offers Class I Conductors which are stranded to increase the surface area to ensure the electrical charge from lightning can travel safely and directly to the ground. These braided conductors are UL Listed and can withstand the electrical charge without deteriorating, making them perfect for your lightning protection systems. The stranding allows an increase in surface area without adding weight to the wire, making them easy to install and keeps costs to a minimum.



Item #	Description	Unit	Wt (lb)
129T-500	Class I Lightning Protection Conductor; Tinned copper; 29-strand; 17 gauge; Braided; 59,450 circular mils, 3/8" diameter; 192lbs/1000'; ALT labeled; UL Listed; Sold on 500' spools	FT	0.20
129T	Class I Lightning Protection Conductor; Tinned copper; 29-strand; 17 gauge; Braided; 59,450 circular mils, 3/8" diameter; 192lbs/1000'; UL Listed; Spooled to special lengths	FT	0.20
132T-500	Class I Lightning Protection Conductor; Tinned copper; 32-strand; 17 gauge; Braided; 65,667 circular mils, 7/16" diameter; 217 lbs/1000'; UL Listed; Sold on 500' spools	FT	0.22
168T-400	Class I Lightning Protection Conductor; Tinned copper; 28-strand; 16 gauge; Rope lay; 72,258 circular mils; 5/16" diameter; 230lbs/1000'; UL Listed; Sold on 400' spools	FT	0.24
168T	Class I Lightning Protection Conductor; Tinned copper; 28-strand; 16 gauge; Rope lay; 72,258 circular mils, 5/16" diameter; 230lbs/1000'; UL Listed; Spooled to special lengths	FT	0.23

**Class II Conductors** (LP-COND-C2-01)

allG offers Class II Conductors which are stranded to increase the surface area to ensure the electrical charge from lightning can travel safely and directly to the ground. These braided/concentric conductors are UL Listed and can withstand the electrical charge without deteriorating, making them perfect for your lightning protection systems. The stranding allows an increase in surface area without adding weight to the wire, making them easy to install and keeps costs to a minimum.



Item #	Description	Unit	Wt (lb)
228-250	Class II Lightning Protection Conductor; Copper; 28-strand; 14 gauge; Rope lay; 115,000 Circular Mils; 0.50 diameter; 375 lbs/1000'; UL Listed; Sold on 250' spools	FT	0.39
228-200	Class II Lightning Protection Conductor; Copper; 28-strand; 14 gauge; Rope lay; 115,000 Circular Mils; 0.50 diameter; 375 lbs/1000'; UL Listed; Sold on 200' spools	FT	0.39
219-20-250	Class II Lightning Protection Conductor; Copper; 2/0 19-strand; 0.084; Concentric-standed; 131,500 Circular Mils; 0.418 diameter; 411 lbs/1000'; UL Listed; Sold on 250' spools	FT	0.42
219-40-250	Class II Lightning Protection Conductor; Copper; 4/0 19-strand; 0.1055 (10ga); Concentric-stranded; 211,475 circular mils; 0.528 diameter; 653.3 lbs/1000'; UL Listed; Sold on 250' spools	FT	0.66
A219-400	Class II Lightning Protection Conductor; Aluminum; 19-strand; 0.1055 (10ga); concentric configuration; 211,475 circular mils; 0.562 diameter; 199 lbs/1000'; UL Listed; Sold on 400' spools	FT	0.20
A231-400	Class II Lightning Protection Conductor; Aluminum; 31-strand; 0.0783 (12-1/2ga); basket weave configuration; 192,000 circular mils; 0.625 diameter; 192 lbs/1000'; UL Listed; Sold on 400' spools	FT	0.20

**Class II Conductors - Tinned** (LP-COND-C2-03)

allG offers Class II Conductors which are stranded to increase the surface area to ensure the electrical charge from lightning can travel safely and directly to the ground. These rope lay conductors are UL Listed and can withstand the electrical charge without deteriorating, making them perfect for your lightning protection systems. The stranding allows an increase in surface area without adding weight to the wire, making them easy to install and keeps costs to a minimum.



Item #	Description	Unit	Wt (lb)
228T-250	Class II Lightning Protection Conductor; Tinned copper; 28-strand; 14 gauge; Rope lay; 0.066; 121,968 circular mils; 0.50 diameter; 385 lbs/1000'; UL Listed; Sold on 250' spools	FT	0.39
219-20T-250	Class II Lightning Protection Conductor; Tinned 2/0 copper; 19-strand; 0.084; Concentric-standed; 131,500 Circular Mils; 0.418 diameter; 411 lbs/1000'; UL Listed; Sold on 250' spools	FT	0.41
219-40T-250	Class II Lightning Protection Conductor; Tinned Copper; 4/0 19-strand; 0.1055 (10ga); Concentric-stranded; 211,475 circular mils; 0.528 diameter; 653.3 lbs/1000'; UL Listed; Sold on 250' spools	FT	0.66

### Air Terminals - Solid Copper Blunt Tip (LP-AT-01-02)

allG offers Air Terminals made of solid copper, have a blunt tip, and are UL labeled. Various lengths are available in 3/8", 1/2", 5/8" and 3/4" diameters.

Item #	Description	Unit	Wt (lb)
310B	Air Terminal; Solid copper; Blunt tip; UL Listed; 3/8" x 10"	EA	0.36
312B	Air Terminal; Solid copper; Blunt tip; UL Listed; 3/8" x 12"	EA	0.42
318B	Air Terminal; Solid copper; Blunt tip; UL Listed; 3/8" x 18"	EA	0.63
324B	Air Terminal; Solid copper; Blunt tip; UL Listed; 3/8" x 24"	EA	0.85
336B	Air Terminal; Solid copper; Blunt tip; UL Listed; 3/8" x 36"	EA	1.27
348B	Air Terminal; Solid copper; Blunt tip; UL Listed; 3/8" x 48"	EA	1.70
360B	Air Terminal; Solid copper; Blunt tip; UL Listed; 3/8" x 60"	EA	2.13
372B	Air Terminal; Solid copper; Blunt tip; UL Listed; 3/8" x 72"	EA	2.55
384B	Air Terminal; Solid copper; Blunt tip; UL Listed; 3/8" x 84"	EA	2.98
396B	Air Terminal; Solid copper; Blunt tip; UL Listed 3/8" x 96"	EA	3.41
410B	Air Terminal; Solid copper; Blunt tip; UL Listed; 1/2" x 10"	EA	0.63
412B	Air Terminal; Solid copper; Blunt tip; UL Listed; 1/2" x 12"	EA	0.76
418B	Air Terminal; Solid copper; Blunt tip; UL Listed; 1/2" x 18"	EA	1.13
424B	Air Terminal; Solid copper; Blunt tip; UL Listed; 1/2" x 24"	EA	1.51
436B	Air Terminal; Solid copper; Blunt tip; UL Listed; 1/2" x 36"	EA	2.27
448B	Air Terminal; Solid copper; Blunt tip; UL Listed; 1/2" x 48"	EA	3.02
460B	Air Terminal; Solid copper; Blunt tip; UL Listed; 1/2" x 60"	EA	3.78
472B	Air Terminal; Solid copper; Blunt tip; UL Listed; 1/2" x 72"	EA	4.54
484B	Air Terminal; Solid copper; Blunt tip; UL Listed; 1/2" x 84"	EA	5.30
496B	Air Terminal; Solid copper; 1/2" x 96"; Blunt tip; UL Listed	EA	6.05
4120B	Air Terminal; Solid copper; Blunt tip; UL Listed; 1/2" x 120" (10')	EA	7.60
510B	Air Terminal; Solid copper; Blunt tip; UL Listed; 5/8" x 10"	EA	0.99
512B	Air Terminal; Solid copper; Blunt tip; UL Listed; 5/8" x 12"	EA	1.19
518B	Air Terminal; Solid copper; Blunt tip; UL Listed; 5/8" x 18"	EA	1.78
524B	Air Terminal; Solid copper; Blunt tip; UL Listed; 5/8" x 24"	EA	2.38
536B	Air Terminal; Solid copper; Blunt tip; UL Listed; 5/8" x 36"	EA	3.56
548B	Air Terminal; Solid copper; Blunt tip; UL Listed; 5/8" x 48"	EA	4.75
560B	Air Terminal; Solid copper; Blunt tip; UL Listed; 5/8" x 60"	EA	5.94
572B	Air Terminal; Solid copper; Blunt tip; UL Listed; 5/8" x 72"	EA	7.13
584B	Air Terminal; Solid copper; Blunt tip; UL Listed; 5/8" x 84"	EA	8.30
596B	Air Terminal; Solid copper; Blunt tip; UL Listed; 5/8" x 96"	EA	9.51
5120B	Air Terminal; Solid copper; Blunt tip; UL Listed; 5/8" x 120" (10')	EA	11.85
624B	Air Terminal; Solid copper; Blunt tip; UL Listed; 3/4" x 24"	EA	3.41
636B	Air Terminal; Solid copper; Blunt tip; UL Listed; 3/4" x 36"	EA	5.11
648B	Air Terminal; Solid copper; Blunt tip; UL Listed; 3/4" x 48"	EA	6.82
660B	Air Terminal; Solid copper; Blunt tip; UL Listed; 3/4" x 60"	EA	8.52
672B	Air Terminal; Solid copper; Blunt tip; UL Listed; 3/4" x 72"	EA	10.22
684B	Air Terminal; Solid copper; Blunt tip; UL Listed; 3/4" x 84"	EA	11.93
696B	Air Terminal; Solid copper; Blunt tip; UL Listed; 3/4" x 96"	EA	13.80



### Air Terminals - Solid Full Nickel Blunt Tip (LP-AT-01-02FN)

allG offers Air Terminals made of solid copper with nickel plating and a blunt tip. These air terminals are UL labeled, come in various lengths, and are available in 3/8", 1/2", and 5/8" diameters.

Item #	Description	Unit	Wt (lb)
312BFN	Air Terminal; Solid copper; Full nickel plated; 3/8" x 12"; Blunt tip; UL Listed	EA	0.42
324BFN	Air Terminal; Solid copper; Full nickel plated; 3/8" x 24"; Blunt tip; UL Listed	EA	0.88
418BFN	Air Terminal; Solid copper; Full nickel plated; 1/2" x 18"; Blunt tip; UL Listed	EA	1.15
424BFN	Air Terminal; Solid copper; Full nickel plated; 1/2" x 24"; Blunt tip; UL Listed	EA	1.51



Item #312BFN

### Air Terminals - Solid Tinned Copper Blunt Tip (LP-AT-01-02T)

allG offers Air Terminals made of tinned solid copper with blunt tips. These air terminals are UL labeled, available in various lengths, and come in 3/8" and 1/2" diameters (see table below).

Item #	Description	Unit	Wt (lb)
310BT	Air Terminal; Tinned solid copper; Blunt tip; UL Listed; 3/8" x 10"	EA	0.37
312BT	Air Terminal; Tinned solid copper; Blunt tip; UL Listed; 3/8" x 12"	EA	0.44
318BT	Air Terminal; Tinned solid copper; Blunt tip; UL Listed; 3/8" x 18"	EA	0.65
324BT	Air Terminal; Tinned solid copper; Blunt tip; UL Listed; 3/8" x 24"	EA	0.88
336BT	Air Terminal; Tinned solid copper; Blunt tip; UL Listed; 3/8" x 36"	EA	1.30
348BT	Air Terminal; Tinned solid copper; Blunt tip; UL Listed; 3/8" x 48"	EA	1.75
410BT	Air Terminal; Tinned solid copper; Blunt tip; UL Listed; 1/2" x 10"	EA	0.64
412BT	Air Terminal; Tinned solid copper; Blunt tip; UL Listed; 1/2" x 12"	EA	0.78
418BT	Air Terminal; Tinned solid copper; Blunt tip; UL Listed; 1/2" x 18"	EA	1.16
424BT	Air Terminal; Tinned solid copper; Blunt tip; UL Listed; 1/2" x 24"	EA	1.55
436BT	Air Terminal; Tinned solid copper; Blunt tip; UL Listed; 1/2" x 36"	EA	2.33
448BT	Air Terminal; Tinned solid copper; Blunt tip; UL Listed; 1/2" x 48"	EA	3.08



Item #310BT

### Air Terminals - Solid Copper Taper Tip (LP-AT-01-01)

allG offers Air Terminals made of solid copper with a tapered tip. These air terminals are UL Labeled, come in various lengths, and available in 3/8", 1/2", 5/8" and 3/4" diameters.

Item #	Description	Unit	Wt (lb)
312	Air Terminal; Solid copper; 3/8" x 12"; Taper tip; UL Listed	EA	0.43
318	Air Terminal; Solid copper; 3/8" x 18"; Taper tip; UL Listed	EA	0.68
324	Air Terminal; Solid copper; 3/8" x 24"; Taper tip; UL Listed	EA	0.84
336	Air Terminal; Solid copper; 3/8" x 36"; Taper tip; UL Listed	EA	1.30
348	Air Terminal; Solid copper; 3/8" x 48"; Taper tip; UL Listed	EA	1.70
360	Air Terminal; Solid copper; 3/8" x 60"; Taper tip; UL Listed	EA	2.16
372	Air Terminal; Solid copper; 3/8" x 72"; Taper tip; UL Listed	EA	2.59
410	Air Terminal; Solid copper; 1/2" x 10"; Taper tip; UL Listed	EA	0.63
412	Air Terminal; Solid copper; 1/2" x 12"; Taper tip; UL Listed	EA	0.76
418	Air Terminal; Solid copper; 1/2" x 18"; Taper tip; UL Listed	EA	1.13
424	Air Terminal; Solid copper; 1/2" x 24"; Taper tip; UL Listed	EA	1.40
436	Air Terminal; Solid copper; 1/2" x 36"; Taper tip; UL Listed	EA	2.27
448	Air Terminal; Solid copper; 1/2" x 48"; Taper tip; UL Listed	EA	3.02
460	Air Terminal; Solid copper; 1/2" x 60"; Taper tip; UL Listed	EA	3.78
472	Air Terminal; Solid copper; 1/2" x 72"; Taper tip; UL Listed	EA	4.54
512	Air Terminal; Solid copper; 5/8" x 12"; Taper tip; UL Listed	EA	1.19
518	Air Terminal; Solid copper; 5/8" x 18"; Taper tip; UL Listed	EA	1.78
524	Air Terminal; Solid copper; 5/8" x 24"; Taper tip; UL Listed	EA	2.38
536	Air Terminal; Solid copper; 5/8" x 36"; Taper tip; UL Listed	EA	3.56
548	Air Terminal; Solid copper; 5/8" x 48"; Taper tip; UL Listed	EA	4.75
560	Air Terminal; Solid copper; 5/8" x 60"; Taper tip; UL Listed	EA	5.94
572	Air Terminal; Solid copper; 5/8" x 72"; Taper tip; UL Listed	EA	7.13
596	Air Terminal; Solid copper; 5/8" x 96"; Taper tip; UL Listed	EA	9.51
5120	Air Terminal; Solid copper; 5/8" x 120"(10'); Taper tip; UL Listed	EA	11.80
624	Air Terminal; Solid copper; 3/4" x 24"; Taper tip; UL Listed	EA	3.41
636	Air Terminal; Solid copper; 3/4" x 36"; Taper tip; UL Listed	EA	5.11
648	Air Terminal; Solid copper; 3/4" x 48"; Taper tip; UL Listed	EA	6.82
660	Air Terminal; Solid copper; 3/4" x 60"; Taper tip; UL Listed	EA	8.52
672	Air Terminal; Solid copper; 3/4" x 72"; Taper tip; UL Listed	EA	10.22
684	Air Terminal; Solid copper; 3/4" x 84"; Taper tip; UL Listed	EA	11.93
696	Air Terminal; Solid copper; 3/4" x 96"; taper tip; UL Listed	EA	13.63



### Air Terminals - Aluminum Blunt Tip (LP-AT-02-02)

allG offers Air Terminals made of solid aluminum with a blunt tip. These air terminals are UL labeled, come in a variety of lengths, and are available in 1/2" or 5/8" diameters.

Item #	Description	Unit	Wt (lb)
A410B	Air Terminal; Aluminum; 1/2" x 10"; Blunt tip; UL Listed	EA	0.20
A412B	Air Terminal; Aluminum; 1/2" x 12"; Blunt tip; UL Listed	EA	0.22
A418B	Air Terminal; Aluminum; 1/2" x 18"; Blunt tip; UL Listed	EA	0.34
A424B	Air Terminal; Aluminum; 1/2" x 24"; Blunt tip; UL Listed	EA	0.46
A436B	Air Terminal; Aluminum; 1/2" x 36"; Blunt tip; UL Listed	EA	0.69
A448B	Air Terminal; Aluminum; 1/2" x 48"; Blunt tip; UL Listed	EA	0.92
A460B	Air Terminal; Aluminum; 1/2" x 60"; Blunt tip; UL Listed	EA	1.15
A472B	Air Terminal; Aluminum; 1/2" x 72"; Blunt tip; UL Listed	EA	1.38
A484B	Air Terminal; Aluminum; 1/2" x 84"; Blunt tip; UL Listed	EA	1.61
A496B	Air Terminal; Aluminum; 1/2" x 96"; Blunt tip; UL Listed	EA	1.84
A510B	Air Terminal; Aluminum; 5/8" x 10"; Blunt tip; UL Listed	EA	0.31
A512B	Air Terminal; Aluminum; 5/8" x 12"; Blunt tip; UL Listed	EA	0.36
A518B	Air Terminal; Aluminum; 5/8" x 18"; Blunt tip; UL Listed	EA	0.54
A524B	Air Terminal; Aluminum; 5/8" x 24"; Blunt tip; UL Listed	EA	0.72
A536B	Air Terminal; Aluminum; 5/8" x 36"; Blunt tip; UL Listed	EA	1.08
A548B	Air Terminal; Aluminum; 5/8" x 48"; Blunt tip; UL Listed	EA	1.44
A560B	Air Terminal; Aluminum; 5/8" x 60"; Blunt tip; UL Listed	EA	1.80
A572B	Air Terminal; Aluminum; 5/8" x 72"; Blunt tip; UL Listed	EA	2.15
A584B	Air Terminal; Aluminum; 5/8" x 84"; Blunt tip; UL Listed	EA	2.50
A596B	Air Terminal; Aluminum; 5/8" x 96"; Blunt tip; UL Listed	EA	2.88



### Air Terminals - Aluminum Taper Tip (LP-AT-02-01)

allG offers Air Terminals made of solid aluminum with a tapered tip. These air terminals are UL labeled, available in various lengths, and come in 1/2" or 5/8" diameters.

Item #	Description	Unit	Wt (lb)
A410	Air Terminal; Aluminum; 1/2" x 10"; Taper tip; UL Listed	EA	0.20
A412	Air Terminal; Aluminum; 1/2" x 12"; Taper tip; UL Listed	EA	0.24
A418	Air Terminal; Aluminum; 1/2" x 18"; Taper tip; UL Listed	EA	0.35
A424	Air Terminal; Aluminum; 1/2" x 24"; Taper tip; UL Listed	EA	0.47
A436	Air Terminal; Aluminum; 1/2" x 36"; Taper tip; UL Listed	EA	0.71
A448	Air Terminal; Aluminum; 1/2" x 48"; Taper tip; UL Listed	EA	0.94
A460	Air Terminal; Aluminum; 1/2" x 60"; Taper tip; UL Listed	EA	1.18
A472	Air Terminal; Aluminum; 1/2" x 72"; Taper tip; UL listed	EA	1.41
A510	Air Terminal; Aluminum; 5/8" x 10"; Taper tip; UL Listed	EA	0.31
A512	Air Terminal; Aluminum; 5/8" x 12"; Taper tip; UL Listed	EA	0.46
A518	Air Terminal; Aluminum; 5/8" x 18"; Taper tip; UL Listed	EA	0.55
A524	Air Terminal; Aluminum; 5/8" x 24"; Taper tip; UL Listed	EA	0.74
A536	Air Terminal; Aluminum; 5/8" x 36"; Taper tip; UL Listed	EA	1.10
A548	Air Terminal; Aluminum; 5/8" x 48"; Taper tip; UL Listed	EA	1.44
A560	Air Terminal; Aluminum; 5/8" x 60"; Taper tip; UL Listed	EA	1.94



### Air Terminals - Stainless Steel Blunt Tip (LP-AT-03-02)

allG offers Air Terminals made of stainless steel with a blunt tip. These air terminals come in various lengths, and are available in 1/2" or 5/8" diameters.

Item #	Description	Unit	Wt (lb)
418BSS	Air Terminal; Stainless steel; 1/2" x 18"; Blunt tip	EA	1.01
424BSS	Air Terminal; Stainless steel; 1/2" x 24"; Blunt tip	EA	1.34
436BSS	Air Terminal; Stainless steel; 1/2" x 36"; Blunt tip	EA	2.00
448BSS	Air Terminal; Stainless steel; 1/2" x 48"; Blunt tip	EA	2.67
518BSS	Air Terminal; Stainless steel; 5/8" x 18"; Blunt tip	EA	1.78
524BSS	Air Terminal; Stainless steel; 5/8" x 24"; Blunt tip	EA	2.38
536BSS	Air Terminal; Stainless steel; 5/8" x 36"; Blunt tip	EA	3.57
548BSS	Air Terminal; Stainless steel; 5/8" x 48"; Blunt tip	EA	4.76
672BSS	Air Terminal; Stainless steel; 3/4" x 72"; Blunt tip	EA	9.00



Item #418BSS

**Air Terminals - Stainless Steel Taper Tip** (LP-AT-03-01)

allG offers Air Terminals made of stainless steel with a tapered tip. These air terminals come in various lengths, and are available in 1/2" or 3/4" diameters.

Item #	Description	Unit	Wt (lb)
418SS	Air Terminal; Stainless steel; 1/2" x 18"; Taper tip	EA	1.01
424SS	Air Terminal; Stainless steel; 1/2" x 24"; Taper tip	EA	1.34
436SS	Air Terminal; Stainless steel; 1/2" x 36"; Taper tip	EA	2.00
448SS	Air Terminal; Stainless steel; 1/2" x 48"; Taper tip	EA	2.69

**Tower Air Terminals** (LP-AT-SP-02)

allG offers Air Terminals typically used in tower applications. Each air terminal provides non-typical lightning protection solutions. See individual description for complete information on each air terminal.

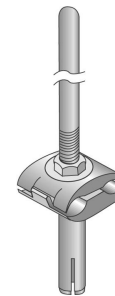
Item #	Description	Unit	Wt (lb)
448-2WH	Air Terminal; Solid copper; 1/2" x 48"; Taper tip; 2" of threads; Includes (2) of each stainless steel nut, flat washer, & lockwasher; UL Listed	EA	3.15
472B-3WH	Air Terminal; Solid copper; Blunt tip; 3" of threads; Includes (2) of each: stainless steel nut, flat washer, & lockwasher; UL Listed; 1/2" x 72"	EA	4.70
548B-3	Air Terminal; Solid copper; Blunt tip; 3" of threads; UL Listed; 5/8" x 48"	EA	4.75
548B-3WH	Air Terminal; Solid copper; Blunt tip; 3" of threads; Includes (2) of each: stainless steel nut, flat washer, & lockwasher; UL Listed; 5/8" x 48"	EA	5.00
596BCC-3WH	Air Terminal; Copper clad steel; 5/8" x 96"; Cold galvanized blunt tip; 3" of 1/2" threads; Includes (2) of each stainless steel nut, flat washer, & lockwasher	EA	7.00
696BCC-3WH	Air Terminal; Copper clad steel; 3/4" x 96"; Cold galvanized blunt tip; 3" of 5/8" threads; Includes (2) of each stainless steel nut, flat washer, & lockwasher	EA	10.25
448BCC	Air Terminal; Copper clad steel; 1/2" x 48"; Blunt tip; 1-1/2" of threads	EA	3.25
661CC	Air Terminal; Copper clad steel; 3/4" x 60"; Cold galvanized taper tip; No threads	EA	6.35



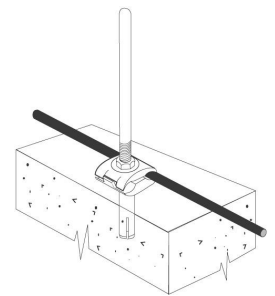
**Masonry Air Terminal/Base Assembly** (LP-AT-SP-07)

allG offers Masonry Air Terminal/Base Assembly Kits consisting of an air terminal, bolt type conductor connector, and masonry mount. The air terminal included in this kit has extra threads and resists breakage. Each air terminal is UL labeled and available in 3/8" or 1/2" diameters.

Item #	Description	Unit	Wt (lb)
771	Air Terminal Assembly; Masonry base; Solid copper; 3/8" x 12"; Blunt tip; UL Listed	EA	0.85
772	Air Terminal Assembly; Masonry base; Solid copper; 1/2" x 12"; Blunt tip; UL Listed	EA	1.25
A772	Air Terminal Assembly; Masonry base; Aluminum; 1/2" x 12"; Blunt tip; UL Listed	EA	0.50



Item# 771



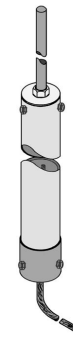
Typical Application

## Lightning Protection

### Air Terminal Masts (LP-AT-BRC-04)

allG offers Air Terminal Masts that are made of fiberglass and are UL Listed. These Masts are available with a range of tail lengths, made up of allG Part #168 (Class I) or allG Part #228 (Class II) copper lightning protection conductor. They require support by stainless steel clamps (allG Part #490-9; #490-91; & #490-92), which are sold separately. Custom sizes and configurations are available. Contact allG today!

Item #	Description	Unit	Wt (lb)
490-20-168	Air Terminal Mast; Fiberglass; 2" x 16' 3" with 20' tail of ALT part #168 (Class I lightning protection conductor); Includes 30" blunt tip copper air terminal; UL Listed	EA	26.10
490-40-168	Air Terminal Mast; Fiberglass; 2" x 16' 3" with 40' tail of ALT part #168 (Class I lightning protection conductor); Includes 30" blunt tip copper air terminal; UL Listed	EA	29.86
490-60-168	Air Terminal Mast; Fiberglass; 2" x 16' 3" with 60' tail of ALT part #168 (Class I lightning protection conductor); Includes 30" blunt tip copper air terminal; UL Listed	EA	33.70
492-25-168	Air Terminal Mast; Fiberglass; 2" x 21' 3" with 25' tail of ALT part #168 (Class I lightning protection conductor); Includes 30" blunt tip copper air terminal; UL Listed	EA	31.00
490-4-228	Air Terminal Mast; Fiberglass; 2" x 16' 3" with 4' tail of ALT part #228 (Class II lightning protection conductor); Includes 30" blunt tip copper air terminal; UL Listed	EA	24.00
490-20-228	Air Terminal Mast; Fiberglass; 2" x 16' 3" with 20' tail of ALT part #228 (Class II lightning protection conductor); Includes 30" blunt tip copper air terminal; UL Listed	EA	29.50
490-40-228	Air Terminal Mast; Fiberglass; 2" x 16' 3" with 40' tail of ALT part #228 (Class II lightning protection conductor); Includes 30" blunt tip copper air terminal; UL Listed	EA	36.60
490-60-228	Air Terminal Mast; Fiberglass; 2" x 16' 3" with 60' tail of ALT part #228 (Class II lightning protection conductor); Includes 30" blunt tip copper air terminal; UL Listed	EA	43.80
490-65-228	Air Terminal Mast; Fiberglass; 2" x 16' 3" with 65' tail of ALT part #228 (Class II lightning protection conductor); Includes 30" copper air terminal; UL Listed	EA	46.00
490-75-228	Air Terminal Mast; Fiberglass; 2" x 16' 3" with 75' tail of ALT part #228 (Class II lightning protection conductor); Includes 30" blunt tip copper air terminal; UL Listed	EA	49.90
490-95-228	Air Terminal Mast; Fiberglass; 2" x 16' 3" with 95' tail of ALT part #228 (Class II lightning protection conductor); Includes 30" blunt tip copper air terminal; UL Listed	EA	57.70
492-25-228	Air Terminal Mast; Fiberglass; 2" x 21' 3" with 25' tail of ALT part #228 (Class II lightning protection conductor); Includes 30" blunt tip copper air terminal; UL Listed	EA	37.60



Item #490-\*

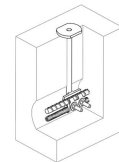
### Flush Mount Air Terminals (LP-AT-SP-10)

allG offers Air Terminal Assemblies with a flush mount. This assembly is UL labeled and a great option when traffic flow prohibits the use of a standard air terminal. The flush mount air terminal is the perfect choice for use on parking decks or heliports.

Item #	Description	Unit	Wt (lb)
748	Air Terminal Assembly; Flush mount; Solid copper; UL Listed	EA	1.28



Item #748



Typical Application

### Safety Chain Air Terminals (LP-AT-SC)

allG offers Air Terminals with Safety Chains for mounting where safety considerations or window washing equipment can break or damage the air terminals.

Item #	Description	Unit	Wt (lb)
A410B-S9	Air Terminal; Aluminum; 1/2" x 10"; Blunt tip; 9" safety cable; UL Listed	EA	0.19
A412B-S9	Air Terminal; Aluminum; 1/2" x 12"; Blunt tip; 9" safety cable; UL Listed	EA	0.22
A418B-S9	Air Terminal; Aluminum; 1/2" x 18"; Blunt tip; 9" safety cable; UL Listed	EA	N/A
A424B-S9	Air Terminal; Aluminum; 1/2" x 24"; Blunt tip; 9" safety cable; UL Listed	EA	N/A

### Security Camera Air Terminals (LP-AT-SP-11)

allG offers Air Terminals for Security Cameras or Rooftop Aviation Lights that are copperclad steel. These air terminals are offered with a bend of various radiuses or designed to be offset. Protect your valuable security investments; their location alone makes them very vulnerable. Protect yours from the devastation of lightning today!

Item #	Description	Unit	Wt (lb)
596CC-45B	Air Terminal; Copper clad steel; 5/8" x 89"; Offset 18-1/2" with 6" of 1/2-13 threads for protecting pole-mounted security cameras or rooftop aviation lights; Includes stainless steel nuts & washers	EA	6.50
5120CC-45B	Air Terminal; Copperclad steel; 5/8" x 113"; Offset 18-1/2" with 6" of 1/2-13 threads for protecting pole-mounted security cameras or rooftop aviation lights; Includes stainless steel nuts & washers	EA	8.40
6120CC-45B	Air Terminal; Copperclad steel; 3/4" x 117-3/16"; Offset with 46-11/16" with 3" of 5/8-11 threads for protecting pole-mounted security cameras or rooftop aviation lights; Includes stainless steel nuts & washers	EA	11.80
596CC-20R	Air Terminal; copperclad steel; 5/8" x 75"; with 20" radius bend & 6" of 1/2-13 threads for protecting pole-mounted security cameras or rooftop aviation lights; Includes stainless steel nuts & washers	EA	6.50
596CC-12R	Air Terminal; copperclad steel; 5/8" x 84"; with 12" radius bend & 6" of 1/2-13 threads for protecting pole-mounted security cameras or rooftop aviation lights; Includes stainless steel nuts & washers	EA	6.50
5120CC-30R	Air Terminal; Copper clad steel; 5/8" x 87-9/16"; With 30" radius bend & 6" of 1/2-13 threads for protecting pole-mounted security cameras or rooftop aviation lights; Includes stainless steel nuts & washers	EA	8.40
5120CC-18R	Air Terminal; Copper clad steel; 5/8" x 101.25"; Taper tip; With 18" radius bend & 6" of 1/2-13 threads for protecting pole-mounted security cameras or rooftop aviation lights; Includes stainless steel nuts & washers	EA	8.40



Item #596CC-20R



Typical Application

### Air Terminal Braces (LP-AT-BRC-01)

allG offers galvanized Air Terminal Braces for use with various length air terminals up to 5/8" in diameter. These braces are also available with feet for adhesive mounting.

Item #	Description	Unit	Wt (lb)
2230-18	Air Terminal Brace; Galvanized; 18" brace for 24" air terminals	EA	0.99
2230-24	Air Terminal Brace; Galvanized; 24" brace for 36" air terminals	EA	1.24
2230-36	Air Terminal Brace; Galvanized; 36" brace for 48" air terminals	EA	1.75
2230-48	Air Terminal Brace; Galvanized; 48" brace for 60" air terminals	EA	2.25
2230-60	Air Terminal Brace; Galvanized; 60" brace for 72" air terminals	EA	2.75
2230-72	Air Terminal Brace; Galvanized; 72" brace for 84" air terminals	EA	3.25
2235-18	Air Terminal Brace; Galvanized; Adhesive feet; 18" brace for 24" air terminals	EA	1.15
2235-24	Air Terminal Brace; Galvanized; Adhesive feet; 24" brace for 36" air terminals	EA	1.39
2235-36	Air Terminal Brace; Galvanized; Adhesive feet; 36" brace for 48" air terminals	EA	1.90
2235-48	Air Terminal Brace; Galvanized; Adhesive feet; 48" brace for 60" air terminals	EA	2.40
2235-60	Air Terminal Brace; Galvanized; Adhesive feet; 60" brace for 72" air terminals	EA	2.90
2235-72	Air Terminal Brace; Galvanized; Adhesive feet; 72" brace for 84" air terminals	EA	3.40



Item #2230-24


### Mast Support Clamps (LP-AT-BRC-05)

allG offers Mast Support Clamp kits which are used in bracing air terminals to flat and round objects.

Item #	Description	Unit	Wt (lb)
2565	Stand Off Brackets; (2) for round members from 1-1/4" OD to 2-1/2" OD; Kit includes mounting hardware	EA	2.30
490-9	Support Clamp for ALT Part #490 Mast; Stainless steel; Fits 2" OD; Bolt goes thru support object	EA	0.60
490-91	Support Clamp for ALT Part #490 Mast; Stainless steel; Fits 2" OD mast to round objects 1.9" to 2.875" OD	EA	0.30
490-92	Support Clamp for ALT Part #490 Mast; Stainless steel; With insulators; Fits 2" OD mast to round objects 2.875" to 4" OD	EA	2.70



Item #2565



Typical Application

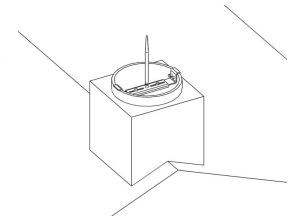
### Chimney Flue Air Terminal Mounts (LP-AT-BRC-07)

allG offers galvanized steel channel Chimney Flue Air Terminal Mounts which provide attachment for a 3/8" or 1/2" diameter air terminal and is typically used in residential applications. These point mounts are offered with stainless steel hardware. Air terminals are sold separately.

Item #	Description	Unit	Wt (lb)
2205-9-15	Channel Chimney Top Air Terminal Brace; Galvanized steel; Fits span of 9" - 15"	EA	2.32
2205-14-20	Channel Chimney Top Air Terminal Brace; Galvanized steel; Fits span of 14" - 20"	EA	2.60
2205-19-25	Channel Chimney Top Air Terminal Brace; Galvanized steel; Fits span of 19" - 25"	EA	3.10
2205-24-30	Channel Chimney Top Air Terminal Brace; Galvanized steel; Fits span of 24" - 30"	EA	3.60



Item# 2205-19-25

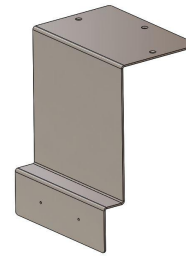


Typical Application

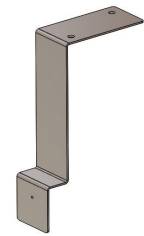
### Parapet Cap Prep Plate (LP-AT-BRC-08)

allG offers stainless steel parapet standoff brackets for mounting lightning protection system components in applications where mounting directly to the parapet cap is undesirable.

Item #	Description	Unit	Wt (lb)
2525-PB-BASE	Parapet Wall Prep Bracket for Side Mount Base; Stainless steel; 14 gauge	EA	1.65
2525-PB-LC	Parapet Wall Prep Bracket for Loop Clip; Stainless steel; 14 gauge	EA	0.55



Item# 2525-PB-BASE




Item# 2525-PB-LC

### Safety Tips (LP-AT-ST)

allG offers Safety Tips that slip over existing air terminal tips and are held in place with a stainless steel set screw. Safety Balls are also available for a variety of air terminal size applications.

Item #	Description	Unit	Wt (lb)
300-FH	Flat Protector Air Terminal Safety Tip; Bronze; Fits 3/8" diameter extension	EA	0.15
400-SB	Air Terminal Safety Ball; Brass; Fits 1/2" diameter	EA	0.25
400-FH	East Coast Flat Protector Air Terminal Safety Tip; Bronze; Fits 1/2" diameter extension	EA	0.15
400-BT	Air Terminal Safety Tip; Brass; Fits 3/8", 1/2", & 5/8" diameter; UL Listed	EA	0.33
500-SB	Air Terminal Safety Ball; Brass; Fits 5/8" diameter	EA	0.20
500-FH	East Coast Flat Protector Air Terminal Safety Tip; Bronze; Fits 5/8" diameter extension	EA	0.65
A400-SB	Air Terminal Safety Ball; Aluminum; Fits 1/2" diameter	EA	0.10
A400-FH	East Coast Flat Protector Air Terminal Safety Tip; Aluminum; Fits 1/2" diameter extension	EA	0.30
A400-BT	Air Terminal Safety Tip; Aluminum; Fits 1/2" & 5/8" diameter; UL Listed	EA	0.12
A400-BT-FH	East Coast Bullet Tip & Fat Head Air Terminal Safety Tip; Aluminum; Fits 1/2" diameter extension	EA	N/A
A500-SB	Air Terminal Safety Ball; Aluminum; Fits 5/8" diameter	EA	0.15
A500-FH	Flat Protector Air Terminal Safety Tip; Aluminum; Fits 5/8" diameter extension	EA	0.35



Item #400-FH



Item #400-BT



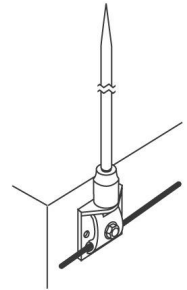
### Air Terminal Adapters (LP-AT-ACC-01)

allG offers Air Terminal Adapters to mount air terminals to male bases or threaded rods. These adapters are available in 3/8", 1/2", and 5/8" diameter and made of brass, aluminum, or tinned copper.

Item #	Description	Unit	Wt (lb)
1702	Air Terminal Adapter; Brass; Fits 3/8" air terminal to 3/8" base	EA	0.15
1702T	Air Terminal Adapter; Tinned brass; Fits 3/8" air terminal to 3/8" base	EA	0.15
1704	Air Terminal Adapter; Brass; Fits 3/8" air terminal to 1/2" base	EA	0.13
A1704	Air Terminal Adapter; Aluminum; Fits 3/8" threaded rod to 1/2" air terminal	EA	0.03
1704T	Air Terminal Adapter; Tinned brass; Fits 3/8" air terminal to 1/2" base	EA	0.13
1705	Air Terminal Adapter; Brass; Fits 3/8" air terminal to 5/8" base	EA	0.09
A1705	Air Terminal Adapter; Aluminum; Fits 3/8" threaded rod to 5/8" air terminal	EA	0.03
1705T	Air Terminal Adapter; Tinned brass; Fits 3/8" air terminal to 5/8" base	EA	0.09
1709	Air Terminal Adapter; Brass; Fits 1/2" air terminal to 1/2" base	EA	0.11
A1709	Air Terminal Adapter; Aluminum; Fits 1/2" air terminal to 1/2" base	EA	0.03
1709T	Air Terminal Adapter; Tinned brass; Fits 1/2" air terminal to 1/2" base	EA	0.11
1710	Air Terminal Adapter; Brass; Fits 1/2" air terminal to 5/8" base	EA	0.09
A1710	Air Terminal Adapter; Aluminum; Fits 5/8" air terminal to 1/2" base	EA	0.03
1710T	Air Terminal Adapter; Tinned brass; Fits 1/2" air terminal to 5/8" base	EA	0.10
1715	Air Terminal Adapter; Brass; Fits 5/8" air terminal to 5/8" base	EA	0.09
A1715	Air Terminal Adapter; Aluminum; Fits 5/8" air terminal to 5/8" base	EA	0.03
1715T	Air Terminal Adapter; Tinned brass; Fits 5/8" air terminal to 5/8" base	EA	0.09



Item #1704



Typical Application

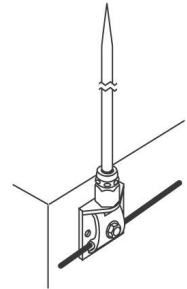
### Air Terminal Adapters for 5/8" British Thread Male Bases (LP-AT-ACC-02)

allG offers Air Terminal Adapters that fit British Threaded bases, and engage solid rod points to stud type bases. There are female threads on the top and bottom of the adapters.

Item #	Description	Unit	Wt (lb)
1705-1	Air Terminal Adapter; Brass; Fits 3/8" air terminal to 5/8" British threaded stud base	EA	0.09
1710-1	Air Terminal Adapter; Brass; Fits 1/2" air terminal to 5/8" British threaded stud base	EA	0.09
A1710-1	Air Terminal Adapter; Aluminum; Fits 1/2" air terminal to 5/8" British threaded stud base	EA	0.02
1715-1	Air Terminal Adapter; Brass; Fits 5/8" air terminal to 5/8" British threaded stud base	EA	0.12
A1715-1	Air Terminal Adapter; Aluminum; Fits 5/8" air terminal to 5/8" British threaded stud base	EA	0.04



Item# 1705-1



Typical Application


### Spring Air Terminal Adapter (LP-AT-ACC-05)

allG offers Spring Air Terminal Adapters for mounting where safety considerations or window washing equipment restricts the use of fixed air terminals.

Item #	Description	Unit	Wt (lb)
1750	Spring Air Terminal Adapter; Copper; 3/8" female to 3/8" male	EA	0.40
1750-1	Spring Air Terminal Adapter; Copper; 3/8" female to 1/2" male	EA	0.40
1751	Spring Air Terminal Adapter; Copper; 1/2" female to 3/8" male	EA	0.40
1751-1	Spring Air Terminal Adapter; Copper; 1/2" female to 1/2" male	EA	0.40
A1751-1	Spring Air Terminal Adapter; Aluminum; 1/2" female to 1/2" male	EA	0.30
A1752-1	Spring Air Terminal Adapter; Aluminum; 5/8" female to 5/8" male	EA	0.30



Item #A1750



Item #1751-1

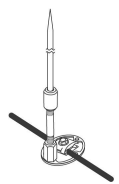
### Couplers - Round (LP-AT-ACC-06)

allG offers threaded, Round Couplers for air terminals-to-rod or rod-to-rod connections.

Item #	Description	Unit	Wt (lb)
1815	Round Rod Coupler; Copper/brass; 1/2"	EA	0.13
1820	Round Rod Coupler; Copper; 5/8"	EA	0.09
A1815	Round Rod Coupler; Aluminum; 1/2"	EA	0.02



Item #1815



Typical Application

## Lightning Protection

### Couplers - Hex (LP-AT-ACC-07)

allG offers threaded, Hex Couplings for air terminal-to-rod or rod-to-rod connections. These couplings are available in 3/8", 1/2", and 5/8" diameters and are made of aluminum, brass, stainless steel, or copper-to-aluminum (bimetal).

Item #	Description	Unit	Wt (lb)
1810-38	Hex Rod Coupler; Stainless steel; 3/8" x 1-1/8" long	EA	0.04
1810-12	Hex Rod Coupler; Stainless steel; 1/2" x 1-1/4" long	EA	0.06
1840BM	Hex Rod Coupler; Copper to aluminum bimetal; 1/2"	EA	0.20



Item #1840



Typical Application

### Extension/Swivel Adapter Kits (LP-AT-ACC-12)

allG offers Adapter Kits designed to be used with allG Part #817-12 base to extend air terminals 2" off of mounting surface. These kits allow for both front-to-back and side-to-side air terminal adjustment. Kits come complete with bracket and hardware, however, air terminal adapter is sold separately.

Item #	Description	Unit	Wt (lb)
1775	Copper Extension/Swivel Adapter Kit; Designed to be used with 817-12 base; Universal part extends air terminal 2" off mounting surface & allows for both front-to-back & side-to-side air terminal adjustment; Includes bracket & hardware; Point adapter sold separately	EA	0.25
A1775	Aluminum Extension/Swivel Adapter Kit; Designed to be used with ALT A817-12 base; Universal part extends air terminal 2" off mounting surface & allows for both front-to-back & side-to-side air terminal adjustment; Includes bracket & hardware; Point adapter sold separately	EA	0.20



Item #1775

Item #A1775

### Swivel Air Terminal Adapter for 5/8" British Threads (LP-AT-ACC-08)

allG offers heavy-duty, Swivel Adapters designed to allow plumb air terminal mounting on sloped surfaces; requires a male base with 5/8" British threads.

Item #	Description	Unit	Wt (lb)
1920	Swivel Air Terminal Adapter; Bronze; Heavy duty; British threads	EA	0.47
A1920	Swivel Air Terminal Adapter; Aluminum; Heavy duty; British threads	EA	0.16




Item #1920

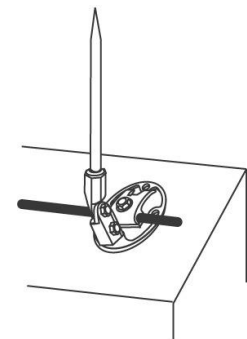
### Swivel Air Terminal Adapters - Female (LP-AT-ACC-09)

allG offers Female Swivel Air Terminal Adapters designed to allow plumb air terminal mounting on sloped surfaces. Available for 3/8", 1/2" and 5/8" air terminals mounting to 3/8", 1/2" or 5/8" standard male bases or threaded rod.

Item #	Description	Unit	Wt (lb)
1930-38-38	Female Swivel Air Terminal Adapter; Brass; 3/8" female to 3/8" female	EA	0.40
1930-38-58	Female Swivel Air Terminal Adapter; Brass; 3/8" female to 5/8" female; Also will reverse to 5/8" female to 3/8" female	EA	0.40
1930-12-12	Female Swivel Air Terminal Adapter; Brass; 1/2" female to 1/2" female	EA	0.40
1930-12-38	Female Swivel Air Terminal Adapter; Brass; 1/2" female to 3/8" female; also will reverse to 3/8" female to 1/2" female	EA	0.40
1930-12-58	Female Swivel Air Terminal Adapter; Brass; 1/2" female to 5/8" female; Also will reverse to 5/8" female to 1/2" female	EA	0.40
A1930-12-12	Female Swivel Air Terminal Adapter; Aluminum; 1/2" female to 1/2" female	EA	0.20
A1930-12-58	Female Swivel Air Terminal Adapter; Aluminum; 1/2" female to 5/8" female; Also will reverse to 5/8" female to 1/2" female	EA	0.20
1930-58-58	Female Swivel Air Terminal Adapter; Brass; 5/8" female to 5/8" female	EA	0.40
A1930-58-58	Female Swivel Air Terminal Adapter; Aluminum; 5/8" female to 5/8" female	EA	0.20



Item #1930-12-12



Typical Application

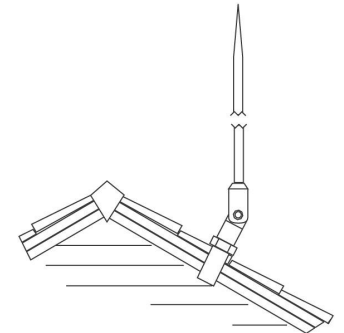
**Swivel Air Terminal Adapters - Male** (LP-AT-ACC-10)

allG offers Male Swivel Air Terminal Adapters designed to allow plumb air terminal mounting on sloped surfaces. Available in aluminum, brass, or tinned materials for 3/8", 1/2" and 5/8" air terminals mounting to 3/8", 1/2" or 5/8" bases.

Item #	Description	Unit	Wt (lb)
1950-38-38	Male Swivel Air Terminal Adapter; Brass; 3/8" base; 3/8" air terminal	EA	0.46
1950-12-12	Male Swivel Air Terminal Adapter; Brass; 1/2" base; 1/2" air terminal	EA	0.46
1950-12-38	Male Swivel Air Terminal Adapter; Brass; 1/2" base; 3/8" air terminal	EA	0.46
1950-58-58	Male Swivel Air Terminal Adapter; Brass; 5/8" base; 5/8" air terminal	EA	0.46
A1950-12-12	Male Swivel Air Terminal Adapter; Aluminum; 1/2" base; 1/2" air terminal	EA	0.27
A1950-12-58	Male Swivel Air Terminal Adapter; Aluminum; 1/2" base; 5/8" air terminal	EA	0.27
A1950-58-58	Male Swivel Air Terminal Adapter; Aluminum; 5/8" base; 5/8" air terminal	EA	0.35
A1950-58-12	Male Swivel Air Terminal Adapter; Aluminum; 5/8" base; 1/2" air terminal	EA	0.27
1950T-38-38	Male Swivel Air Terminal Adapter; Tinned brass; 3/8" base; 3/8" air terminal	EA	0.46
1950T-12-12	Male Swivel Air Terminal Adapter; Tinned brass; 1/2" base; 1/2" air terminal	EA	0.46
1950T-58-58	Male Swivel Air Terminal Adapter; Tinned brass; 5/8" base; 5/8" air terminal	EA	0.46



Item #1950-12-12



Typical Application

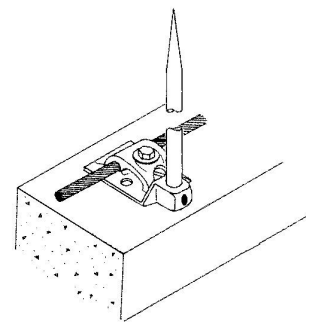
**Dual Side/Top Mount Bases** (LP-C2BASE-03)

The allG Air Terminal Base is designed for universal side/top mounting on parapets, screen walls or other vertical surfaces. Dual threading allows for top or side mounting. The base has two mounting holes and a bolt type conductor connector and is fabricated in a bronze, tinned bronze, or aluminum for your jobsite requirements.

Item #	Description	Unit	Wt (lb)
817-38	Dual Side/ Top Mount Base; 3/8"; Bronze; Fits conductor sizes 0.292 to 0.528; UL Listed	EA	0.95
817-12	Dual Side/Top Mount Base; 1/2"; Bronze; Fits conductor sizes 0.292 to 0.528; UL Listed	EA	0.90
817-58	Dual Side/ Top Mount Base; 5/8"; Bronze; Fits conductor sizes 0.292 to 0.528; UL Listed	EA	0.85
A817-12	Dual Side/Top Mount Base; Aluminum; 1/2" internal thread; Fits conductor sizes 0.292 to 0.562; UL Listed	EA	0.31
A817-58	Dual Side/Top Mount Base; Aluminum; 5/8" internal thread; Fits conductor sizes 0.292 to 0.562; UL Listed	EA	0.30
817-38T	Dual Side/ Top Mount Base; 3/8"; Tinned bronze; Fits conductor sizes 0.292 to 0.528; UL Listed	EA	0.90
817-12T	Dual Side/ Top Mount Base; 1/2"; Tinned bronze; Fits conductor sizes 0.292 to 0.528; UL Listed	EA	0.90
817-58T	Dual Side/ Top Mount Base; 5/8"; Tinned bronze; Fits conductor sizes 0.292 to 0.528; UL Listed	EA	0.90
817-38-316	Dual Side/ Top Mount Base; 3/8"; Bronze; Fits conductor sizes 0.292 to 0.528; Includes Grade 316 stainless steel hardware; UL Listed	EA	0.90
817-12-316	Dual Side/ Top Mount Base; 1/2"; Bronze; Fits conductor sizes 0.292 to 0.528; Includes Grade 316 stainless steel hardware; UL Listed	EA	0.90
A817-12-316	Base; 1/2"; Aluminum; Internal thread; Fits conductor sizes 0.292 to 0.562; Includes Grade 316 stainless steel hardware; UL Listed	EA	0.31
A817-12-U	Universal Base; Aluminum; 1/2"; Internal thread; Drilled for adhesive; Fits conductor sizes 0.292 to 0.562; UL Listed	EA	0.30
A817-58-U	Base; Aluminum; 5/8"; Internal thread; Drilled for adhesive; Fits conductor sizes 0.292 to 0.562; UL Listed	EA	N/A
A817-12-3W	Base; 1/2"; Aluminum; Internal thread; Fits conductor sizes 0.292 to 0.562; Has 3-way option, vertical or (2) horizontal; UL Listed	EA	0.30



Item #A817-12-316



Typical Application

## Extended Side Mount Bases (LP-C2BASE-08)

A cast air terminal Base designed for mounting air terminals on vertical surfaces where obstructions are a concern. The base has two mounting holes and a bolt type conductor connector. Fabricated in bronze and aluminum and available in tinned bronze by adding the suffix "T" (ex: 832T-12).

Item #	Description	Unit	Wt (lb)
832-38	Extended Side Mount Base; 3/8"; Bronze; Fits conductor sizes 0.292 to 0.528; UL Listed	EA	0.82
832-12	Extended Side Mount Base; 1/2"; Bronze; Fits conductor sizes 0.292 to 0.528; UL listed	EA	1.01
832-58	Extended Side Mount Base; 5/8"; Bronze; Fits conductor sizes 0.292 to 0.528	EA	0.80
832-38T	Extended Side Mount Base; 3/8"; Tinned bronze; Fits conductor sizes 0.292 to 0.528	EA	1.10
832-12T	Extended Side Mount Base; 1/2"; Tinned bronze; Fits conductor sizes 0.292 to 0.528	EA	1.10
832-58T	Extended Side Mount Base; 5/8"; Tinned bronze; Fits conductor sizes 0.292 to 0.528	EA	1.10
A832-12	Extended Side Mount Base; 1/2"; Aluminum; Fits conductor sizes 0.292 to 0.562	EA	0.45
A832-58	Extended Side Mount Base; 5/8"; Aluminum; Fits conductor sizes 0.292 to 0.562	EA	0.45
832-38-316	Extended Side Mount Base; 3/8"; Bronze; Fits conductor sizes 0.292 to 0.528; Includes Grade 316 stainless steel hardware; UL Listed	EA	0.82
832-12-316	Extended Side Mount Base; 1/2"; Bronze; Fits conductor sizes 0.292 to 0.528; Includes Grade 316 stainless steel hardware; UL Listed	EA	0.81




Item #A832-58

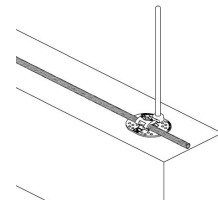
## Adhesive Mount Bases (LP-C2BASE-10)

The allG Adhesive Base is designed for mounting air terminals where fasteners cannot be used. The base can be secured with adhesive on flat roofs and other surfaces that cannot be penetrated. The base includes bolt type conductor connector and is available in bronze, aluminum, or tinned bronze.

Item #	Description	Unit	Wt (lb)
839-38	Adhesive Base; 3/8"; Bronze; Fits conductor sizes 0.292 to 0.528; UL Listed	EA	0.95
839-12	Adhesive Base; 1/2"; Bronze; Fits conductor sizes 0.292 to 0.528; UL Labeled	EA	0.90
839-58	Adhesive Base; 5/8"; Bronze; Fits conductor sizes 0.292 to 0.528; UL Labeled	EA	0.85
A839-12	Adhesive Base; Aluminum; 1/2"; Fits conductor sizes 0.292 to 0.562; UL Labeled	EA	0.30
A839-58	Adhesive Base; Aluminum; 5/8"; Fits conductor sizes 0.292 to 0.562; UL Labeled	EA	0.38
839S-38	Adhesive Base; 3/8"; Bronze with Swivel; Fits conductor sizes 0.292 to 0.528; UL Labeled	EA	1.81
839S-12	Adhesive Base; 1/2"; Bronze with Swivel; Fits conductor sizes 0.292 to 0.528; UL Labeled	EA	1.81
839S-58	Adhesive Base; 5/8"; Bronze with Swivel; Fits conductor sizes 0.292 to 0.528; UL Labeled	EA	1.81
A839S-12	Adhesive Base; 1/2"; Aluminum with Swivel; Fits conductor sizes 0.292 to 0.528; UL Labeled	EA	0.50
A839S-58	Adhesive Base; 5/8"; Aluminum with Swivel; Fits conductor sizes 0.292 to 0.528; UL Labeled	EA	0.50
839E-38	Adhesive Base; 3/8"; Economy Stamped Copper; Fits conductor sizes 0.292 to 0.528; UL Listed	EA	0.64
839E-12	Adhesive Base; 1/2"; Economy Stamped Copper; Fits conductor sizes 0.292 to 0.528; UL Listed	EA	0.64
A839E-12	Adhesive Base; 1/2"; Economy Stamped Aluminum; Fits conductor sizes 0.292 to 0.528; UL Listed	EA	0.29
A839E-58	Adhesive Base; 5/8"; Economy Stamped Aluminum; Fits conductor sizes 0.292 to 0.528; UL Listed	EA	0.29



Item #839-38




Typical Application

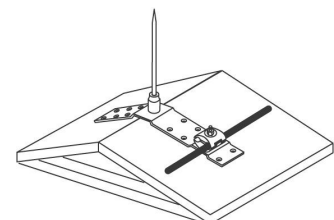
## Universal Ridge Mount Bases (LP-C2BASE-11)

allG offers Universal Ridge Mount Bases designed to form to pitched roofs. The anchor hole pattern allows for both fasteners or adhesive type mounting. Available in various materials; depending on your jobsite requirements. The base includes a bolt type conductor connector.

Item #	Description	Unit	Wt (lb)
840-38	Universal Ridge Base; 3/8"; Copper/bronze; Fits conductor sizes 0.292 to 0.528; UL Listed	EA	1.20
840-12	Universal Ridge Base; 1/2"; Copper/bronze; Fits conductor sizes 0.292 to 0.528; UL Listed	EA	1.20
840-58	Universal Ridge Base; 5/8"; Copper/bronze; Fits conductor sizes 0.292 to 0.528; UL Listed	EA	1.20
A840-12	Universal Ridge Base; 1/2"; Aluminum; Fits Class I & Class II conductor sizes 0.292 to 0.562; UL Listed	EA	0.58
A840-58	Universal Ridge Base; 5/8"; Aluminum; Fits Class 1 & Class 2 conductor sizes 0.292 to 0.562; UL Listed	EA	0.58
840-38T	Universal Ridge Base; 3/8"; Tinned copper/tinned bronze; Fits conductor sizes 0.292 to 0.528; UL Listed	EA	1.22
840-12T	Universal Ridge Base; 1/2"; Tinned copper/tinned bronze; Fits conductor sizes 0.292 to 0.528; UL Listed	EA	1.20
840-58T	Universal Ridge Base; 5/8"; Tinned copper/tinned bronze; Fits conductor sizes 0.292 to 0.528; UL Listed	EA	1.21



Item #840-12



Typical Application

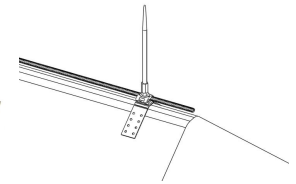
### Center Cable Ridge Mount Bases (LP-C2BASE-34)

allG offers Center Cable Ridge Mount Bases that are designed to form to pitched roofs. Mounting holes will accept nails, screws or adhesive type mounting. The female air terminal and bolt type conductor connectors are located at the ridge center. These bases are available in copper, aluminum, or bimetal depending on your jobsite needs.

Item #	Description	Unit	Wt (lb)
840-ARB-38	Center Mount Ridge Base; 3/8"; Copper/bronze; Fits class 1 and class 2 conductor sizes 0.292 to 0.528; UL Listed	EA	1.12
840-ARB-12	Center Mount Ridge Base; 1/2"; Copper/bronze; Fits class 1 and class 2 conductor sizes 0.292 to 0.528; UL Listed	EA	1.14
840-ARB-58	Center Mount Ridge Base; 5/8"; Copper/bronze; Fits class 1 and class 2 conductor sizes 0.292 to 0.528; UL Listed	EA	1.16
A840-ARB-12	Center Mount Ridge Base; 1/2"; Aluminum; Fits Class 1 conductor sizes 0.292 to 0.531; UL Listed	EA	0.81
A840-ARB-58	Center Mount Ridge Base; 5/8"; Aluminum; Fits Class 2 conductor sizes 0.400 to 0.562; UL Listed	EA	0.83



Item #A840-ARB-38



Typical Application


### Chimney Flue Bases (LP-C2BASE-36)

allG offers Vertical & Horizontal Flue Bases for air terminals. These bases are available in multiple material and sizes. Stock up today!

Item #	Description	Unit	Wt (lb)
854-38T	Female Horizontal Flue Base; 3/8"; tinned bronze; base fits maximum 1" thick flue and conductor sizes 0.257 to 0.500	EA	1.04
854-12T	Female Horizontal Flue Base; 1/2"; tinned bronze; base fits maximum 1" thick flue and conductor sizes 0.257 to 0.500	EA	1.02
854-58T	Female Horizontal Flue Base; 5/8"; tinned bronze; base fits maximum 1" thick flue and conductor sizes 0.257 to 0.500	EA	1.06
855-38T	Female Vertical Flue Base; 3/8"; Tinned bronze; fits maximum 2-3/4" wide flue and conductor sizes .375 to 0.500	EA	0.81
855-12T	Female Vertical Flue Base; 1/2"; Tinned bronze; fits maximum 2-3/4" wide flue and conductor sizes .375 to 0.500	EA	0.75
855-58T	Female Vertical Flue Base; 5/8"; Tinned bronze; fits maximum 2-3/4" wide flue and conductor sizes .375 to 0.500	EA	0.75
A854-12	Female Horizontal Flue Base; 1/2"; Aluminum; Base fits maximum 1" thick flue and conductor sizes 0.375 to 0.625	EA	0.24
A854-58	Female Horizontal Flue Base; 5/8"; Aluminum; Base fits maximum 1" thick flue and conductor sizes 0.375 to 0.625	EA	N/A
A855-12	Female Vertical Flue Base; 1/2"; Aluminum; fits maximum 1-1/4" wide flue and conductor sizes .375 to 0.625	EA	0.24
A855-58	Female Vertical Flue Base; 5/8"; Aluminum; Fits maximum 1-1/4" wide flue and conductor sizes .375 to 0.625	EA	0.24



Item #A855-12



Item #A854-12

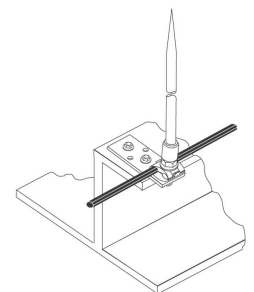
### Adjustable (Malleable) Bases (LP-C2BASE-13)

allG offers Adjustable (malleable) Bases designed for mounting air terminals on sloped surfaces. The base can be formed for air terminals vertical positioning.

Item #	Description	Unit	Wt (lb)
843-38	Malleable Base; 3/8"; Copper; Fits Class I conductor sizes 0.292 to 0.531; UL Listed	EA	0.95
843-12	Malleable Base; 1/2"; Copper; Fits Class II conductor sizes 0.400 to 0.562; UL Listed	EA	0.95
843-58	Malleable Base; 5/8"; Copper; Fits Class II conductor sizes 0.400 to 0.562; UL Listed	EA	0.95
A843-12	Malleable Base; 1/2"; Aluminum; Fits Class I conductor sizes 0.375 thru 0.563; UL Listed	EA	0.37
A843-58	Malleable Base; 5/8"; Aluminum; Fits Class II conductor sizes 0.375 thru 0.563; UL Listed	EA	0.37
A843-12-316	Malleable Base; 1/2"; Aluminum; Fits Class I conductor sizes 0.375 thru 0.563; Includes Grade 316 stainless steel hardware; UL Listed	EA	0.37



Item #A843-12



Typical Application

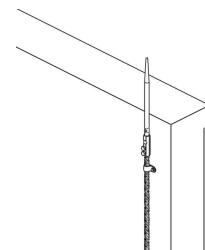
### Vertical Mount Bases (LP-C2BASE-14)

allG offers Vertical Mount Bases designed for mounting air terminals to a vertical surface. The conductor connector allows for vertical coursing. Fabricated from brass or aluminum depending on your jobsite needs. \*\*Requires a Loop Clip at the bottom of base for additional support\*\*

Item #	Description	Unit	Wt (lb)
845-38	Vertical Base; 3/8"; Brass; Fits conductor sizes 0.375 to 0.500; *Requires loop clip at bottom of base for additional support	EA	0.32
845-12	Vertical Base; 1/2"; Brass; Fits conductor sizes 0.375 to 0.500; *Requires loop clip at bottom of base for additional support	EA	0.30
845-58	Vertical Base; 5/8"; Brass; Fits conductor sizes 0.375 to 0.500; *Requires loop clip at bottom of base for additional support	EA	0.28
A845-12	Vertical Base; 1/2"; Aluminum; Fits conductor sizes 0.375 to 0.500; *Requires loop clip at bottom of base for additional support	EA	0.12
A845-58	Vertical Base; 5/8"; Aluminum; Fits conductor sizes 0.375 to 0.500; *Requires loop clip at bottom of base for additional support	EA	0.12



Item #845-12



Typical Application

### Parallel Standing Seam Mount Bases (LP-C2BASE-16)

allG offers Standing Seam Mount bases designed to mount air terminals on standing roof seams without penetrating the roof or seams, for seams up to 5/8". The conductor courses parallel to seam.

Item #	Description	Unit	Wt (lb)
850-38	Parallel Standing Seam Base; 3/8"; Bronze; Fits conductor sizes 0.375 to 0.528	EA	1.15
850-12	Parallel Standing Seam Base; 1/2"; Bronze; Fits conductor sizes 0.375 to 0.528	EA	1.10
850-58	Parallel Standing Seam Base; 5/8"; Bronze; Fits conductor sizes 0.375 to 0.528	EA	1.05
A850-12	Parallel Standing Seam Base; 1/2"; Aluminum; Fits conductor sizes 0.375 to 0.562	EA	0.25
A850-58	Parallel Standing Seam Base; 5/8"; Aluminum; Fits conductor sizes 0.375 to 0.562	EA	0.25



Item# A850-12

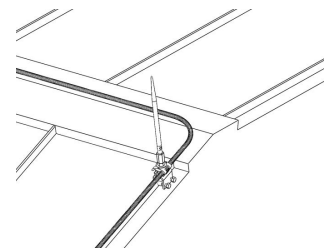
### Standing Seam Mount Bases (LP-C2BASE-15b)

allG offers Standing Seam Mount Bases that can be rotated to route conductor with the seam or against the seam. The copper bases use a stainless steel mount bracket which allows for compatibility with all roof types. The aluminum bases use an aluminum mount bracket. Also available in tinned upon request.

Item #	Description	Unit	Wt (lb)
C852-38	Standing Seam Base; 3/8"; Copper/bronze; Fits conductor sizes 0.375 to 0.500; UL Listed	EA	N/A
C852-12	Standing Seam Base; 1/2"; Copper/bronze; Fits conductor sizes 0.375 to 0.500; UL Listed	EA	N/A
852-38	Standing Seam Base; 3/8"; Stainless steel/bronze; Fits conductor sizes 0.375 to 0.500; UL Listed	EA	1.02
852-12	Standing Seam Base; 1/2"; Stainless steel/bronze; Fits conductor sizes 0.375 to 0.500; UL Listed	EA	1.00
852-58	Standing Seam Base; 5/8"; Stainless steel/bronze; Fits conductor sizes 0.375 to 0.500; UL Listed	EA	0.98
852-2S-38	Standing Seam Base; 3/8"; Stainless steel/ bronze; Fits conductor sizes 0.375 to 0.500; Base has bolts on both sides for centering; UL Listed and fits up to 1.5" wide "T" seam.	EA	1.20
852-2S-12	Standing Seam Base; 1/2"; Stainless steel/ bronze; Fits conductor sizes 0.375 to 0.500; Base has bolts on both sides for centering and fits up to 1.5" wide "T" seam; UL Listed	EA	N/A
853-38	Standing Seam Base; 3/8"; cast bronze with swivel; Fits conductor sizes 0.375 to 0.500; UL Listed	EA	1.13
853-12	Standing Seam Base; 1/2"; cast bronze with swivel; Fits conductor sizes 0.375 to 0.500; UL Listed	EA	1.13
A852-12	Standing Seam Base; 1/2"; Aluminum; Fits conductor sizes 0.500 to 0.625; UL Listed	EA	0.74
A852-58	Standing Seam Base; 5/8"; Aluminum; Fits conductor sizes 0.500 to 0.625; UL Listed	EA	0.72
A852-2S-12	Standing Seam Base; 1/2"; Aluminum; Fits conductor sizes 0.500 to 0.625; Base has bolts on both sides for centering; UL Listed	EA	0.80
A852-2S-58	Standing Seam Base; 5/8"; Aluminum; Fits conductor sizes 0.500 to 0.625; Base has bolts on both sides for centering; UL Listed	EA	0.80
A853-12	Standing Seam Base; 1/2"; cast aluminum with swivel; Fits conductor sizes 0.375 to 0.500; UL Listed	EA	0.42
A853-58	Standing Seam Base; 5/8"; cast aluminum with swivel; Fits conductor sizes 0.375 to 0.500; UL Listed	EA	0.42



Item# A852-12



Typical Application

**Horizontal Pipe Bases** (LP-C2BASE-35)

allG offers Horizontal Pipe Bases designed for mounting horizontal pipes, railings, or other round objects. The base has a 2-way bolt type conductor connector which allows parallel or perpendicular conductor coursing on the top side of the pipe and is fabricated from bronze or aluminum.

Item #	Description	Unit	Wt (lb)
858-38-114-2	Horizontal Pipe Base; 3/8"; Bronze; Fits conductor sizes up to 0.563; Fits 1-1/4" to 2" maximum diameter round objects	EA	0.90
858-38-2-212	Horizontal Pipe Base; 3/8"; Bronze; Fits conductor sizes up to 0.563; Fits 2" to 2-1/2" maximum diameter round objects	EA	0.95
858-12-114-2	Horizontal Pipe Base; 1/2"; Bronze; Fits conductor sizes up to 0.563; Fits 1-1/4" to 2" maximum diameter round objects	EA	0.90
858-12-2-212	Horizontal Pipe Base; 1/2"; Bronze; Fits conductor sizes up to 0.563; Fits 2" to 2-1/2" maximum diameter round objects	EA	0.95
A858-12-114-2	Horizontal Pipe Base; 1/2"; Aluminum; Fits conductor sizes up to 0.563; Fits 1-1/4" - 2" maximum diameter round objects	EA	0.60
A858-12-2-212	Horizontal Pipe Base; 1/2"; Aluminum; Fits conductor sizes up to 0.563; Fits 2" to 2-1/2" maximum diameter round objects	EA	0.65
A858-58-114-2	Horizontal Pipe Base; 5/8"; Aluminum; Fits conductor sizes up to 0.563; Fits 1-1/4" - 2" maximum diameter round objects; UL Listed	EA	0.60
A858-58-2-212	Horizontal Pipe Base; 5/8"; Aluminum; Fits conductor sizes up to 0.563; Fits 2" to 2-1/2" maximum diameter round objects	EA	0.65



Item #A858-12-2-212




Item #858-12-2-212

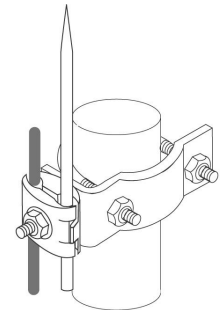
## Universal Pipe Rail Mount Bases (LP-SABASE-02)

allG offers Universal Pipe Rail Mount Bases that will mount air terminals and conductors to both horizontal and vertical pipes. The cast clamp base has a stainless steel U-bolt for mounting air terminals on pipes, rails, or other round objects where a conductor connector is required. These bases are available in bronze, tinned bronze, and aluminum.

Item #	Description	Unit	Wt (lb)
1640-34-114	Universal Pipe Base; Bronze; Fits 3/8", 5/8", & 1/2" air terminals; Fits conductor sizes 0.292 to 0.528; Fits 3/4" to 1-1/4" OD; Allows for both vertical & horizontal mounting	EA	0.64
1640-114-2	Universal Pipe Base; Bronze; Fits 3/8", 5/8", & 1/2" air terminals; Fits conductor sizes 0.292 to 0.528; Fits 1-1/4" to 2" OD; Allows for both vertical & horizontal mounting	EA	0.72
1640-2-212	Universal Pipe Base; Bronze; Fits 3/8", 5/8", & 1/2" air terminals; Fits conductor sizes 0.292 to 0.528; Fits 2" to 2-1/2" OD; Allows for both vertical & horizontal mounting	EA	0.75
1640-212-334	Universal Pipe Base; Bronze; Fits 3/8", 5/8", & 1/2" air terminals; Fits conductor sizes 0.292 to 0.528; Fits 2-1/2" to 3-3/4" OD; Allows for both vertical & horizontal mounting	EA	0.85
1640-312-434	Universal Pipe Base; Bronze; Fits 3/8", 5/8", & 1/2" air terminals; Fits conductor sizes 0.292 to 0.528; Fits 3-1/2" to 4-3/4" OD; Allows for both vertical & horizontal mounting	EA	0.98
1640-412-634	Universal Pipe Base; Bronze; Fits 3/8", 5/8", & 1/2" air terminals; Fits conductor sizes 0.292 to 0.528; Fits 4-1/2" to 6-3/4" OD; Allows for both vertical & horizontal mounting	EA	1.14
1640-712-834	Universal Pipe Base; Bronze; Fits 3/8", 5/8", & 1/2" air terminals; Fits conductor sizes 0.292 to 0.528; Fits 7-1/2" to 8-3/4" OD; Allows for both vertical & horizontal mounting	EA	1.50
1640-834-1034	Universal Pipe Base; Bronze; Fits 3/8", 5/8", & 1/2" air terminals; Fits conductor sizes 0.292 to 0.528; Fits 8-3/4" to 10-3/4" OD; Allows for both vertical & horizontal mounting	EA	1.75
1640-1034-1234	Universal Pipe Base; Bronze; Fits 3/8", 5/8", & 1/2" air terminals; Fits conductor sizes 0.292 to 0.528; Fits 10-3/4" to 12-3/4" OD; Allows for both vertical & horizontal mounting	EA	2.00
1640T-34-114	Universal Pipe Base; Tinned bronze; Fits 3/8", 5/8", & 1/2" air terminals; Fits conductor sizes 0.292 to 0.528; fits 3/4" to 1-1/4" OD; Allows for both vertical & horizontal mounting	EA	0.64
1640T-114-2	Universal Pipe Base; Tinned bronze; Fits 3/8", 5/8", & 1/2" air terminals; Fits conductor sizes 0.292 to 0.528; Fits 1-1/4" to 2" OD; Allows for both vertical & horizontal mounting	EA	0.72
1640T-2-212	Universal Pipe Base; Tinned bronze; Fits 3/8", 5/8", & 1/2" air terminals; Fits conductor sizes 0.292 to 0.528; Fits 2" to 2-1/2" OD; Allows for both vertical & horizontal mounting	EA	0.75
1640T-212-334	Universal Pipe Base; Tinned bronze; Fits 3/8", 5/8", & 1/2" air terminals; Fits conductor sizes 0.292 to 0.528; Fits 2-1/2" to 3-3/4" OD; Allows for both vertical & horizontal mounting	EA	0.85
1640T-312-434	Universal Pipe Base; Tinned bronze; Fits 3/8", 5/8", & 1/2" air terminals; Fits conductor sizes 0.292 to 0.528; Fits 3-1/2" to 4-3/4" OD; Allows for both vertical & horizontal mounting	EA	0.98
1640T-412-634	Universal Pipe Base; Tinned bronze; Fits 3/8", 5/8", & 1/2" air terminals; Fits conductor sizes 0.292 to 0.528; Fits 4-1/2" to 6-3/4" OD; Allows for both vertical & horizontal mounting	EA	1.14
1640T-712-834	Universal Pipe Base; Tinned bronze; Fits 3/8", 5/8", & 1/2" air terminals; Fits conductor sizes 0.292 to 0.528; Fits 7-1/2" to 8-3/4" OD; Allows for both vertical & horizontal mounting	EA	1.50
1640T-834-1034	Universal Pipe Base; Tinned bronze; Fits 3/8", 5/8", & 1/2" air terminals; Fits conductor sizes 0.292 to 0.528; Fits 8-3/4" to 10-3/4" OD; Allows for both vertical & horizontal mounting	EA	1.75
1640T-1034-1234	Universal Pipe Base; Tinned bronze; Fits 3/8", 5/8", & 1/2" air terminals; Fits conductor sizes 0.292 to 0.528; Fits 10-3/4" to 12-3/4" OD; Allows for both vertical & horizontal mounting	EA	2.00
A1640-34-114	Universal Pipe Base; Aluminum; Fits 1/2" & 5/8" air terminals; Fits conductor sizes 0.292 to 0.528; Fits 3/4" to 1-1/4" OD; Allows for both vertical & horizontal mounting	EA	0.30
A1640-114-2	Universal Pipe Base; Aluminum; Fits 1/2" & 5/8" air terminals; Fits conductor sizes 0.292 to 0.528; Fits 1-1/4" to 2" OD; Allows for both vertical & horizontal mounting UL Listed	EA	0.40
A1640-2-212	Universal Pipe Base; Aluminum; Fits 1/2" & 5/8" air terminals; Fits conductor sizes 0.292 to 0.528; Fits 2" to 2-1/2" OD; Allows for both vertical & horizontal mounting	EA	0.40
A1640-212-334	Universal Pipe Base; Aluminum; Fits 1/2" & 5/8" air terminals; Fits conductor sizes 0.292 to 0.528; Fits 2-1/2" to 3-3/4" OD; Allows for both vertical & horizontal mounting	EA	0.45
A1640-312-434	Universal Pipe Base; Aluminum; Fits 1/2" & 5/8" air terminals; Fits conductor sizes 0.292 to 0.528; Fits 3-1/2" to 4-3/4" OD; Allows for both vertical & horizontal mounting	EA	0.50
A1640-412-634	Universal Pipe Base; Aluminum; Fits 1/2" & 5/8" air terminals; Fits conductor sizes 0.292 to 0.528; Fits 4-1/2" to 6-3/4" OD; Allows for both vertical & horizontal mounting	EA	0.70
A1640-712-834	Universal Pipe Base; Aluminum; Fits 1/2" & 5/8" air terminals; Fits conductor sizes 0.292 to 0.528; Fits 7-1/2" to 8-3/4" OD; Allows for both vertical & horizontal mounting	EA	N/A
A1640-834-1034	Universal Pipe Base; Aluminum; Fits 1/2" & 5/8" air terminals; Fits conductor sizes 0.292 to 0.528; Fits 8-3/4" to 10-3/4" OD; Allows for both vertical & horizontal mounting	EA	N/A
A1640-1034-1234	Universal Pipe Base; Aluminum; Fits 1/2" & 5/8" air terminals; Fits conductor sizes 0.292 to 0.528; Fits 10-3/4" to 12-3/4" OD; Allows for both vertical & horizontal mounting	EA	N/A



Item #A1640-114-2



Typical Application



**Vertical Round Base - Bronze & Tinned** (HW-UBT-04)

allG offers a variety of U-Bolts made of bronze or tinned bronze. These U-Bolts are rust-resistant and other sizes are available upon request. Bronze u-bolts are ideal for supporting air terminals on vertical pipe masts or conduit mounted lights, etc.

Item #	Description	Unit	Wt (lb)
1330	U-Bolt Connector; Bronze; Fits 1/2" to 1-7/16" max diameter with 1 round object 0.375 - 0.500 max cable diameter	EA	0.56
1331	U-Bolt Connector; Bronze; Fits 1/2" to 1-1/4" max diameter with 1 round object 0.250 to 0.750 max cable diameter	EA	0.60
1332	U-Bolt Connector; Bronze; Fits 1" to 2-1/8" max diameter with 1 round object 0.375 - 0.500 max cable diameter	EA	1.05
1333	U-Bolt Connector; Bronze; Fits 2" to 3-3/16" max diameter with 1 round object 0.375 - 0.500 max cable diameter	EA	1.65
1334	U-Bolt Connector; Bronze; Fits 3-5/8" to 4-3/16" max diameter with 1 round object 0.375 - 0.500 max cable diameter	EA	2.30
1331T	U-Bolt Connector; Tinned bronze; Fits 1/2" to 1-1/4" max diameter with 1 round object 0.250 - 0.750 max cable diameter	EA	0.60
1332T	U-Bolt Connector; Tinned bronze; Fits 1" to 2-1/8" max diameter with 1 round object 0.375-0.500 max cable diameter	EA	1.05
1333T	U-Bolt Connector; Tinned bronze; Fits 2" to 3-3/16" max diameter with 1 round object 0.375 - 0.500 max cable diameter	EA	1.65



Item #1330



Item #1331T

**Vertical Round Base - Aluminum** (LP-C2BASE-37)

allG offers a variety of Aluminum U-Bolt clamps. Other sizes are available upon request. These U-Bolts are ideal for supporting air terminals on vertical pipe masts or conduit mounted lights, etc.

Item #	Description	Unit	Wt (lb)
A1330	U-Bolt Connector; Aluminum; Fits 1/2" to 1-7/16" max diameter with 1 round object 0.375 to 0.562 max cable diameter	EA	0.20
A1331	U-Bolt Connector; Aluminum; Fits 1/2" to 1-1/4" max diameter with 1 round object 0.250 to 0.750 max cable diameter	EA	0.30
A1332	U-Bolt Connector; Aluminum; Fits 1" to 2-1/8" max diameter with 1 round object 0.375 to 0.562 max cable diameter	EA	0.36
A1334	U-Bolt Connector; Aluminum; Fits 3-5/8" to 4-3/16" max diameter with 1 round object 0.375 to 0.562 max cable diameter	EA	1.00



Item #A1331

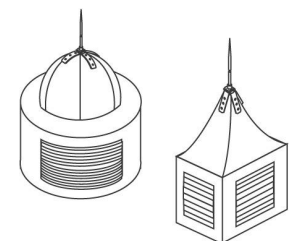
**Cone/Dome Mount Base** (LP-C2BASE-26)

allG offers Cone/Dome Mount bases that are designed to mount air terminals on dome or cone-shaped structures. The stainless steel mounting brackets mold easily to a wide variety of objects. Each base includes a bolt type conductor connector.

Item #	Description	Unit	Wt (lb)
888-38	Heavy Duty Cone/Dome Base; Bronze/stainless steel; For use with 3/8" air terminals; Fits conductor sizes 0.292 to 0.528	EA	1.00
888-12	Heavy Duty Cone/Dome Base; Bronze/stainless steel; For use with 1/2" air terminals; Fits conductor sizes 0.292 to 0.528	EA	1.00
888-58	Heavy Duty Cone/Dome Base; Bronze/stainless steel; For use with 5/8" air terminals; Fits conductor sizes 0.292 to 0.528	EA	1.00
A888-12	Heavy Duty Cone/Dome Base; Aluminum/stainless steel; For use with 1/2" air terminals; Fits conductor sizes 0.292 to 0.528	EA	0.79
A888-58	Heavy Duty Cone/Dome Base; Aluminum/stainless steel; For use with 5/8" air terminals; Fits conductor sizes 0.292 to 0.528	EA	0.79



Item #A888-12



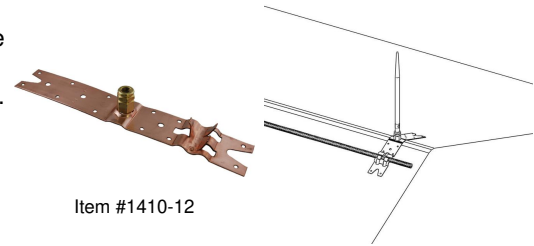
Typical Application

## Lightning Protection

### Crimp Ridge Mount Bases (LP-C1BASE-01A)

allG offers Crimp Ridge Mount Bases that feature a 2" wide ridge base with a crimp type conductor connector. The base can be field adjusted for any roof pitch. Offered in aluminum and copper configurations, each ridge base includes an air terminal adaptor.

Item #	Description	Unit	Wt (lb)
1410-38	Crimp Ridge Base; Copper; 3/8" adapter for air terminal	EA	0.58
1410-12	Crimp Ridge Base; Copper; 1/2" adapter for air terminal	EA	0.58
A1410-12	Crimp Ridge Base; Aluminum; 1/2" adapter for air terminal	EA	0.26




Item #1410-12

Typical Application

### Concealed Ridge Mount Bases (LP-C1BASE-02)

allG offers Concealed Ridge Mount Bases which feature a 2" wide ridge base with crimp type conductor connector. These bases are ideal for use in new construction where the base and conductor can be concealed. The base includes an adapter for the air terminal.

Item #	Description	Unit	Wt (lb)
1415-38	Concealed Ridge Base; Copper; 3/8" adapter for air terminal	EA	0.69
1415-12	Concealed Ridge Base; Copper; 1/2" adapter for air terminal	EA	0.69
A1415-12	Concealed Ridge Base; Aluminum; 1/2" adapter for air terminal	EA	0.31



Item #1415-12 &amp; A1415-12

### Crimp Flat Surface Mount Bases (LP-C1BASE-03)

allG offers Crimp Flat Surface Mount Bases that feature a 2" wide base for top, flat, or corner mounting (includes adapter for air terminal).

Item #	Description	Unit	Wt (lb)
1420-38	Crimp Flat Surface Mount Base; Copper; 3/8" adapter for air terminal; Fits conductor sizes 129 thru 268	EA	0.47
A1420-12	Crimp Flat Surface Mount Base; Aluminum; 1/2" adapter for air terminal; Fits conductor sizes A124 thru A128	EA	0.17



Item# A1420-12

### Crimp Side Mount Bases (LP-C1BASE-08)

allG offers Crimp Side Mount Bases and feature female air terminal threads and crimp type conductor connector.

Item #	Description	Unit	Wt (lb)
1455-38	Side Mount Base; Bronze; 3/8" thread; Fits conductor sizes 129 thru 268	EA	0.34
1455-12	Side Mount Base; Bronze; 1/2" thread; Fits conductor sizes 129 thru 268	EA	0.42
A1455-12	Side Mount Base; Aluminum; 1/2" thread; Fits conductor sizes A124 thru A128	EA	0.15



Item #1455-12

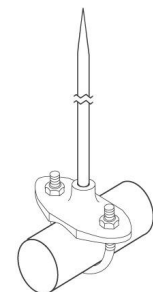
### Horizontal Pipe Point Mount Bases (LP-SABASE-01)

allG offers Horizontal Pipe Point Mount Bases that include stainless steel U-bolt for mounting air terminals on pipes, rails, or other round objects where a conductor connector is not required.

Item #	Description	Unit	Wt (lb)
1630-12	Horizontal Pipe Base; Bronze; 1/2" thread; Fits pipe range 1" to 2" OD	EA	0.69
1630-58	Horizontal Pipe Base; Bronze; 5/8" thread; Fits pipe range 1" to 2" OD; UL Listed	EA	N/A
A1630-12	Horizontal Pipe Base Top Mount; Aluminum; 1/2" thread; Fits pipe range 1" to 2" OD	EA	0.22
A1630-58	Horizontal Pipe Base Top Mount; Aluminum; 5/8" thread; Fits pipe range 1" to 2" OD; UL Listed	EA	0.22



Item #A1630-12




Typical Application

**Top Mount Bases** (LP-SABASE-04)

allG offers Top Mount Bases designed for ease of use and at competitive pricing.

Item #	Description	Unit	Wt (lb)
1600-38	Stamped Top Mount Vent Base; Copper; Brass point adapter for 3/8" air terminals; UL Listed	EA	0.50
1600-12	Stamped Top Mount Vent Base; Copper; Brass point adapter for 1/2" air terminals; UL Listed	EA	0.50
1600-58	Stamped Top Mount Vent Base; Copper; Brass point adapter for 5/8" air terminals; UL Listed	EA	0.50
1620-38	Malleable Bump Back Vent Base; Bronze; Female threads for 3/8" air terminal; UL Listed	EA	0.31
1620-12	Malleable Bump Back Vent Base; Bronze; Female threads for 1/2" air terminal; UL Listed	EA	0.31
A1600-12	Point Mount; Aluminum; Non-malleable; 3 square inch point mount; 1/2" female threads; UL Listed	EA	0.07
A1600-58	Point Mount; Aluminum; Non-malleable; 3 square inch point mount; 5/8" female threads; UL labeled	EA	0.07
A1620-12	Malleable Vent Base; Aluminum; Female threads for 1/2" air terminal; UL Listed	EA	0.13
A1620-58	Malleable Vent Base; Aluminum; Female threads for 5/8" air terminal; UL Listed	EA	0.13



Item #A1600-58

**Side Mount Bases** (LP-SABASE-04a)

allG offers Side Mount Bases for ease of use and at competitive pricing.

Item #	Description	Unit	Wt (lb)
1625-38	Side Mount Vent Base; Bronze; Female threads for 3/8" air terminal	EA	0.47
1625-12	Side Mount Vent Base; Bronze; Female threads for 1/2" air terminal	EA	0.47
A1625-12	Side Mount Vent Base; Aluminum; Female threads for 1/2" air terminal	EA	0.20
A1625-58	Side Mount Vent Base; Aluminum; Female threads for 5/8" air terminal	EA	0.18



Item #A1625-12

**Female Extended Point Mount Bases** (LP-SABASE-04b)

Item #	Description	Unit	Wt (lb)
1670-12	Extended Female Vent Base; Bronze; 1/2" air terminal	EA	0.86
A1670-12	Extended Female Vent Base; Aluminum; 1/2" air terminal	EA	0.30
A1670-58	Extended Female Vent Base; Aluminum; 5/8" air terminal	EA	0.30




Item #A1670-12

**Thru Wall Assembly** (LP-TWTR-01)

allG offers Thru Wall Assembly designed for penetration, which can be easily sealed while maintaining low resistance grounding. Stainless steel hardware and sealing washers are included, but also sold separately for your convenience.

Item #	Description	Unit	Wt (lb)
2300	Thru Wall Assembly; 18"; Bronze copper to copper; 1/2" brass threaded rod; Fits conductor sizes 0.292 to 0.528	EA	1.92
A2300	Thru Wall Assembly; 18"; Aluminum to aluminum; 1/2" aluminum threaded rod; Fits conductor sizes 0.292 to 0.562	EA	1.42
2301	Thru Wall Assembly; 18"; Bronze/aluminum bimetal; 1/2" stainless steel threaded rod; Fits conductor sizes 0.292 to 0.562	EA	1.72
TW-HWKIT	Thru Wall Hardware Kit; Includes 1/2" stainless hex nut, 1/2" x 1-1/4" OD stainless washer, 1/2" x 2" OD stainless fender, & 1/2" x 2" OD neoprene washer	EA	0.36



Item #A2300

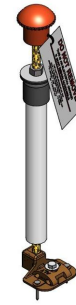
### Thru Roof Assembly-Thru the Deck Mounts (LP-TWTR-02)

allG offers Thru Roof Assembly - Thru the Deck Mounts that are designed for a thru roof penetration that can be easily sealed while maintaining low resistance grounding. Stainless steel hardware, sealing, washers, and 2" electrical PVC are included, but also sold separately for your convenience.

Item #	Description	Unit	Wt (lb)
2310	Thru Roof Assembly; 18"; bronze copper to copper; 1/2" brass threaded rod; fits conductor sizes 0.292 to 0.528	EA	2.69
A2310	Thru Roof Assembly; 18"; Aluminum to aluminum; 1/2" aluminum threaded rod; Fits conductor sizes 0.292 to 0.562	EA	2.39
2311	Thru Roof Assembly; 18"; bronze / aluminum bimetal; 1/2" stainless steel threaded rod; fits conductor sizes 0.292 to 0.562	EA	2.48
2311BM-24-3	Thru Roof Assembly; 24"; Bronze/aluminum bimetal; 1/2" Stainless steel threaded rod; 3" Cap; Fits conductor sizes 0.292 to 0.562	EA	3.75
2310-HWKIT	Thru the Deck Thru Roof Hardware Kit; Includes 1/2" stainless hex nut, 1/2" x 1-1/4" OD stainless washer, 1/2" x 2" OD stainless fender, 1/2" x 2" OD neoprene washer, 1/2" toggle wing nut, 2-1/2" PVC cap with 17/32" hole, standard brass female vertical base that fits 1/2" point	EA	1.00
A2310-HWKIT	Thru the Deck Thru Roof Hardware Kit; includes 1/2" stainless hex nut, 1/2" x 1-1/4" OD stainless washer, 1/2" x 2" OD stainless fender, 1/2" x 2" OD neoprene washer, 1/2" toggle wing nut, 2-1/2" PVC cap with 17/32" hole, standard aluminum female vertical base that fits 1/2" point	EA	0.85
2310BM-HWKIT	Thru the Deck Thru Roof Hardware Kit; Includes 1/2" stainless hex nut; 1/2" x 1-1/4" OD stainless washer; 1/2" x 2" OD stainless fender; 1/2" x 2" OD neoprene washer; 1/2" toggle wing nut, 2-1/2" PVC cap with 17/32" hole; Bimetal vertical connector	EA	1.05
2310-SUPPORT	Galvanized Steel Thru Roof Support Bracket - Includes 6"x6" Base Plate with 6" 2-7/8"OD Pipe Sleeve	EA	5.37
2313-PC-18	Garage Thru Roof Assembly; Copper to copper connection; Poured-in-place; 1/2" x 18" brass threaded rod; 1" PVC cap; Fits conductor sizes 0.292 to 0.562	EA	2.30
2313-PIP-18	Garage Thru Roof Assembly; Copper to copper connection; Pre-cast; 1/2" x 18" brass threaded rod; 1" PVC cap; Fits conductor sizes 0.292 to 0.562	EA	1.90



Item #2311BM-24-3




Item #2313-PC-18

### Thru Roof Assembly-Masonry Top Deck Mounts (LP-TWTR-03)

allG offers Thru Roof Assembly - Masonry Top Deck Mounts that are designed for a penetration that can be easily sealed while maintaining low resistance grounding. Stainless steel hardware, sealings, washers, and 2" electrical PVC are included, but also sold separately for your convenience.

Item #	Description	Unit	Wt (lb)
2320	Masonry Thru Roof Assembly; 18"; bronze copper to copper; 1/2" brass threaded rod; fits conductor sizes 0.292 to 0.528	EA	2.74
2321	Masonry Thru Roof Assembly; 18"; bronze / aluminum bimetal; 1/2" stainless steel threaded rod; fits conductor sizes 0.292 to 0.562	EA	2.62
2320-HWKIT	Masonry Thru Roof Hardware Kit; Includes 1/2" stainless hex nut, 1/2" x 1-1/4" OD stainless washer, 1/2" x 2" OD stainless fender, 1/2" x 2" OD neoprene washer, 1/2" drop-in anchor, 1/2" toggle wing nut, 2-1/2" PVC cap with 17/32" hole, notched 2" PVC coupler, & parallel connector without bolt	EA	1.30
2320BM-HWKIT	Bimetal Masonry Thru Roof Hardware Kit; Includes 1/2" stainless hex nut, 1/2" x 1-1/4" OD stainless washer, 1/2" x 2" OD stainless fender, 1/2" x 2" neoprene washer, 1/2" drop-in anchor, 1/2" toggle wing nut, 2-1/2" PVC cap with 17/32" hole, notched 2" PVC coupler, bimetal 1/2" rod coupler, & parallel connector without bolt	EA	1.50



Item #2321

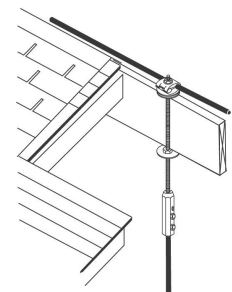
### Thru Roof Assembly with Vertical Connector (LP-TWTR-04)

allG offers Thru Roof Assembly with Vertical Connectors that are designed to make a sealed roof penetration while maintaining low resistance grounding. Stainless steel hardware and sealing washers are included.

Item #	Description	Unit	Wt (lb)
2350	Thru Roof Assembly; 18"; bronze copper to copper; 1/2" brass threaded rod; no PVC; fits conductor sizes 0.257 to 0.500	EA	1.50
A2350	Aluminum to Aluminum 18" Thru Roof Assembly; 18"; aluminum to aluminum; 1/2" aluminum threaded rod; no PVC; fits conductor sizes 0.257 to 0.562	EA	1.20
2351	Thru Roof Assembly; 18"; bronze / aluminum bimetal; 1/2" stainless steel threaded rod; no PVC; fits conductor sizes 0.257 to 0.500	EA	1.30



Item #2351



Typical Application

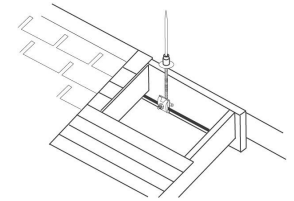
### Thru Roof Point Bases with Horizontal Connector (LP-TWTR-05)

allG offers Thru Roof Point Bases with Horizontal Connector that are designed to mount on the roof framing for additional support. The assembly includes an under roof nut and sealing washer.

Item #	Description	Unit	Wt (lb)
2380-38	Thru Roof Point Base; for 3/8" air terminal; 12" bronze; 1/2" brass threaded rod; fits conductor sizes 0.375 to 0.500	EA	1.34
2380-12	Thru Roof Point Base; for 1/2" air terminal; 12" bronze; 1/2" brass threaded rod; fits conductor sizes 0.375 to 0.500	EA	1.34
2380BM-12	Thru Roof Point Base; for 1/2" aluminum air terminal; 12"; bimetal; 1/2" stainless steel threaded rod; fits conductor sizes 0.375 to 0.500	EA	1.31
2380BM-58	Thru Roof Point Base; for 5/8" air terminal; 12"; bimetal; 1/2" stainless steel threaded rod; fits conductor sizes 0.375 to 0.500	EA	1.31
A2380-12	Thru Roof Point Base; for 1/2" air terminal; 12"; aluminum; 1/2" aluminum threaded rod; fits conductor sizes 0.375 to 0.500	EA	0.92
A2380-58	Thru Roof Point Base; for 5/8" air terminal; 12"; aluminum; 1/2" aluminum threaded rod; fits conductor sizes 0.375 to 0.500	EA	0.92



Item# A2380-12



Typical Application

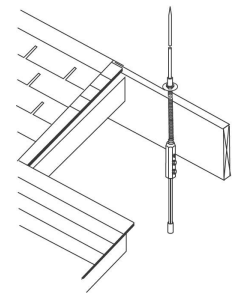
### Thru Roof Point Bases with Vertical Connector (LP-TWTR-06)

allG offers Thru Roof Point Bases with Vertical Connector that are designed to mount to the roof framing for additional support. The assembly includes an under roof nut and sealing washer.

Item #	Description	Unit	Wt (lb)
2385-38	Vertical Thru Roof Point Base; for 3/8" air terminal; 12"; bronze; 1/2" brass threaded rod; fits conductor sizes 0.375 to 0.500	EA	1.42
2385-12	Vertical Thru Roof Point Base; for 1/2" air terminal; 12"; bronze; 1/2" brass threaded rod; fits conductor sizes 0.375 to 0.500	EA	1.42
A2385-12	Vertical Thru Roof Point Base; for 1/2" air terminal; 12"; aluminum; 1/2" stainless steel threaded rod; fits conductor sizes 0.257 to 0.562	EA	1.10
A2385-58	Vertical Thru Roof Point Base; for 5/8" air terminal; 12"; aluminum; 1/2" aluminum threaded rod; fits conductor sizes 0.257 to 0.562	EA	1.15



Item# A2385-12



Typical Application

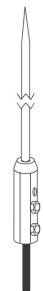
### Thru Roof Connector - Vertical (LP-C2BASE-15)

allG Vertical Thru Roof Connectors are used to connect air terminals to a vertical conductor. The base can also be used to connect conductors at thru roof and thru wall locations.

Item #	Description	Unit	Wt (lb)
849-38	Vertical Thru Roof Connector; Brass; Standard; Female; 3/8" air terminal; Fits conductor sizes 129/#2 solid thru 268-3/0 stranded cable; UL Listed	EA	0.28
849-12	Vertical Thru Roof Connector; Brass; Standard; Female; 1/2" air terminal; Fits conductor sizes 129/#2 solid thru 268/#3/0 stranded; UL Listed	EA	0.28
849BM-12	Vertical Thru Roof Connector; Bimetal; Copper conductor to 1/2" aluminum air terminal or threaded rod; UL Listed	EA	0.35
849BM-12-SS	Vertical Thru Roof Connector; Bimetal; Copper conductor to 1/2" aluminum air terminal or threaded rod with allen head set screws; UL Listed	EA	0.33
849-12-SS	Vertical Thru Roof Connector; Brass; Standard; Female; 1/2" air terminal; Fits conductor sizes 129/#2 solid thru 268-3/0 stranded cable with Allen head set screws; UL Listed	EA	0.26
849-58	Vertical Thru Roof Connector; Brass; Standard; Female; 5/8" air terminal; Fits conductor sizes 129/#2 solid thru 268-3/0 stranded cable; UL Listed	EA	0.28
849-121	Vertical Thru Roof Connector; Brass; Heavy duty; Female; 1/2" air terminal; Fits conductor sizes 268-4/0 solid thru 288-250MCM; UL Listed	EA	0.42
849-581	Vertical Thru Roof Connector; Brass; Heavy duty; Female; 5/8" air terminal; Fits conductor sizes 268-4/0 solid thru 288/250MCM; UL Listed	EA	0.42
A849-12	Vertical Thru Roof Connector; Aluminum; Standard; Female; 1/2" air terminal; Fits A124 thru A237 cable; UL Listed	EA	0.11
A849-12-SS	Vertical Thru Roof Connector; Aluminum; Standard; Female; 1/2" air terminal; Fits A124 thru A237 cable with Allen head set screws; UL Listed	EA	0.10
A849-58	Vertical Thru Roof Connector; Aluminum; Standard; Female; 5/8" air terminal; Fits A124 thru A237 cable; UL Listed	EA	0.16
A849-121	Vertical Thru Roof Connector; Aluminum; Heavy duty; Female; 1/2" air terminal; Fits A288 cable; UL Listed	EA	0.17
A849-581	Vertical Thru Roof Connector; Aluminum; Heavy duty; Female; 5/8" air terminal; Fits A288 cable; UL Listed	EA	0.16
849-38T	Vertical Thru Roof Connector; Tinned; Standard; Female; 3/8" air terminal; Fits conductor sizes 129/#2 solid thru 268-3/0 stranded cable; UL Listed	EA	0.30
849-12T	Vertical Thru Roof Connector; Tinned; Standard; Female; 1/2" air terminal; Fits conductor sizes 129/#2 solid thru 268-3/0 stranded cable; UL Listed	EA	0.29



Item# 849-38



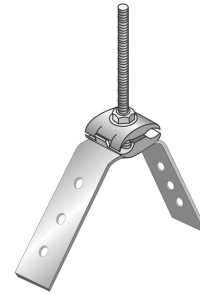
Typical Application

## Lightning Protection

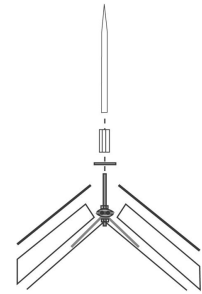
### Thru Roof Ridge Mount (LP-TWTR-09)

A flexible base for air terminals that are installed under the roof surface. A 1/2" x 6" stainless steel all-thread and bolt type conductor connector are provided. Sealing washers, adapters, and air terminals sold separately.

Item #	Description	Unit	Wt (lb)
2386	Ridge Mounted Thru Roof; bronze / stainless steel; 6"; accepts copper or aluminum air terminals; **air terminals, adapters & sealing washers sold seperately**	EA	0.95



Item# 2386



Typical Application

### Thru Roof Protectors (LP-TWTR-10)

Item #	Description	Unit	Wt (lb)
2395	Thru Roof Protector; Orange with waterproof tag marked "DO NOT REMOVE"	EA	0.03
7000-2395-TAG	Tag Only; White tag with red lettering: "DO NOT REMOVE THIS IS AN ELECTRICAL GROUND IT MUST REMAIN ACCESSIBLE"	EA	0.03



Item# 2395

### Impalement Protection (HW-TOOLS-58)

allG offers Impalement Protection devices to prevent injuries from protruding rebars. These devices feature curved steel plates and are capable of withstanding, at a minimum, the impact of a 250 pound weight dropped from a height of 10' without penetration or cracking.

Item #	Description	Unit	Wt (lb)
2393	Impalement Protection Device; Steel plated; For round objects 3/8" - 7/8" diameter	EA	0.20



Item #2393



Steel plate on underside

### Roof Flashing (LP-TWTR-11)

allG offers Roof Flashings which slide over Thru Roof Assemblies and conform to any roof pitch; perfect for a variety of jobs! Made of EPDM or cast aluminum, these roof flashings are compounded specifically for maximum resistance to weathering due to ozone and ultraviolet light. They provide a permanent seal that controls gaseous or liquid environments to eliminate leakage and odor contamination.

Item #	Description	Unit	Wt (lb)
2750	EPDM Roof Flashing; Slides over min of 1/4" to max of 2" thru roof assemblies; Conforms to any roof pitch	EA	0.33



Part #2750

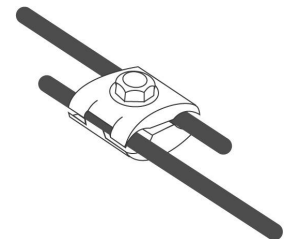
### Connectors - Parallel (LP-C2CON-01)

allG offers cast Parallel Connectors for attaching conductor-to-conductor or conductor-to-rod. The connector provides 1-1/2" of contact and includes bolt.

Item #	Description	Unit	Wt (lb)
952S	Parallel Connector; Robbins 52S Bronze; one bolt; Fits conductor sizes 0.1875 to 0.625; UL Listed	EA	0.31
900	Parallel Connector; Bronze; With 1-1/4" bolt; Fits conductor sizes 0.292 to 0.528	EA	0.37
900T	Parallel Connector; tinned bronze; 1 bolt; fits conductor sizes 0.437 to 0.500	EA	0.39
900-1	Parallel Connector; Bronze; 1" bolt; Fits conductor sizes 0.292 to 0.528; UL Listed	EA	0.37
A900	Parallel Connector; Aluminum; 1-1/4" bolt included; Fits conductor sizes 0.292 to 0.562; UL Listed	EA	0.15



Item #900-1

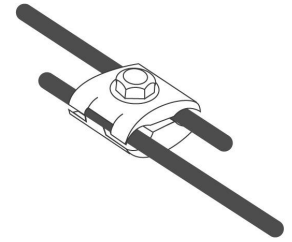


Typical Application

### Connectors - Parallel - Without Hardware (LP-C2CON-28)

allG offers Parallel Connectors for attaching conductor-to-conductor or conductor-to-rod. The connector provides 1-1/2" of contact. The connector is castings only, with hardware sold separately.

Item #	Description	Unit	Wt (lb)
900-2	Parallel Connector; Bronze; Without bolt; Drilled 17/32"; Fits conductor sizes 0.292 to 0.528 (with standard clearance hole); UL Listed	EA	0.30
900-2T	Parallel Connector; Tinned bronze; Without bolt; Drilled 17/32"; Fits conductor sizes 0.292 to 0.528; UL Listed	EA	0.32
A900-2	Parallel Connector; Aluminum; Bolt not included; Drilled 17/32"; Fits conductor sizes 0.292 to 0.562; UL Listed	EA	0.10



Typical application

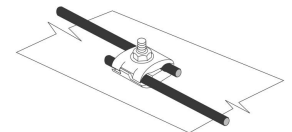
### Connectors - One Bolt Parallel with Countersunk Bolt (LP-C2CON-02)

allG offers One-Bolt Parallel Connectors with Countersunk Bolt for attaching conductor-to-conductor or conductor-to-rod. The connector provides 1-1/2" of contact. The bolt head is recessed into the connector to provide a smooth bottom surface.

Item #	Description	Unit	Wt (lb)
902	Parallel Connector; Bronze; With countersunk bolt; Fits conductor sizes 0.162 to 0.528; UL Listed	EA	0.35
902T	Parallel Connector; Tinned bronze; With countersunk bolt; Fits conductor sizes 0.162 to 0.528; UL Listed	EA	0.37
A902	Parallel Connector; Aluminum; With countersunk bolt; Fits conductor sizes 0.167 to 0.562 UL Listed	EA	0.15
902-316	Parallel Connector; Bronze; With countersunk bolt; Fits conductor sizes 0.162 to 0.528; Includes Grade 316 stainless steel hardware; UL Listed	EA	0.35
A902-316	Parallel Connector; Aluminum; With countersunk bolt; Fits conductor sizes 0.167 to 0.562; Includes Grade 316 stainless steel hardware; UL Listed	EA	0.15



Item# 902



Typical Application

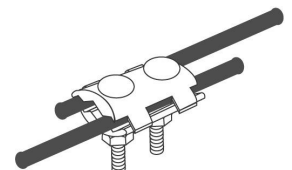
### Connectors - Two Bolt Parallel (LP-C2CON-03)

allG offers Two Bolt Parallel Connectors for attaching conductor-to-conductor, conductor-to-rod, or rod-to-rod. The connector provides 2" of contact.

Item #	Description	Unit	Wt (lb)
905	Parallel Connector; Bronze; Heavy duty; 2 bolts; Fits conductor sizes 0.162 to 0.528; Rated for direct burial for earth & concrete; UL Listed	EA	0.45
905T	Parallel Connector; Heavy Duty; Tinned bronze; 2 bolts; Fits conductor sizes 0.162 to 0.528	EA	0.48
A905	Parallel Connector; Heavy duty; Aluminum; 2 bolts; Fits conductor sizes 0.162 to 0.562; UL Listed	EA	0.22
905-316	Parallel Connector; Bronze; Heavy duty; 2-bolts; Fits conductor sizes 0.162 to 0.528; Rated for direct burial for earth & concrete; Includes Grade 316 stainless steel hardware; UL Listed	EA	0.45
A905-316	Parallel Connector; Heavy duty; Aluminum; 2-bolts; Fits conductor sizes 0.162 to 0.562; Includes Grade 316 stainless steel hardware; UL Listed	EA	0.22



Item# 905

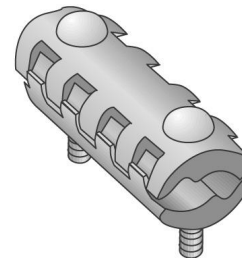


Typical Application

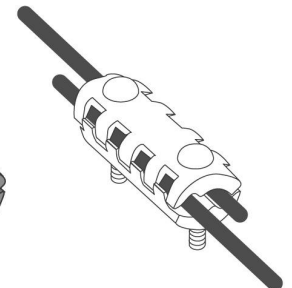
### Connectors - Heavy Duty Parallel (LP-C2CON-04)

allG offers Heavy Duty Parallel Connectors for attaching conductor-to-conductor, conductor-to-rod, or rod-to-rod. The connector provides 4" of contact.

Item #	Description	Unit	Wt (lb)
A68A	Robbins A68A; aluminum; one bolt finger clamp; fits conductors .1875 thru .750 OD	EA	0.15
68A	Robbins 68A; bronze; one bolt finger clamp; fits conductors .1875 thru .750 OD	EA	0.34
910	Parallel Connector; Heavy duty; Bronze 4" long; 2 bolts; Fits conductor sizes 0.250 to 0.625	EA	0.69
A910	Parallel Connector; Aluminum; Heavy duty 4" long; 2 bolts; Fits conductor sizes 0.250 to 0.625	EA	0.30



Item# 910



Typical Application


### Connectors - Cross-Run (LP-C2CON-10)

allG offers Cross-Run Connectors suitable for Class I and Class II lightning and grounding conductor.

Item #	Description	Unit	Wt (lb)
925	Cross Run Connector; Copper; Fits conductor sizes 0.375 to 0.500: UL Listed	EA	0.59
A925	Cross Run Connector; Aluminum; Fits conductor sizes 0.375 to 0.500	EA	0.22
925-316	Cross Run Connector; copper; fits conductor sizes 0.375 to 0.500: includes Grade 316 stainless steel hardware; UL Listed	EA	0.59
A925-316	Cross Run Connector; aluminum; fits conductor sizes 0.375 to 0.500: includes Grade 316 stainless steel hardware; UL Listed	EA	0.22



Item# 925



Typical Application

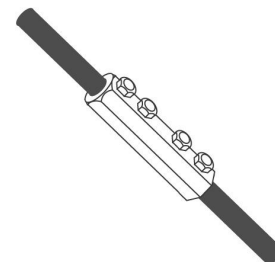
### Splicer - Hex Standard Straight (LP-C2CON-06)

allG offers Hex Standard Straight Splicers suitable for use on Class I & Class II lightning and grounding conductor.

Item #	Description	Unit	Wt (lb)
917	Straight Connector; Brass; Standard; Accepts 129/#2 solid thru 268-4/0 cable; UL Listed	EA	0.32
917-316	Straight Connector; Brass; Standard; Accepts 129/#2 solid thru 268-4/0 cable; Includes Grade 316 stainless steel hardware; UL Listed	EA	0.32
917-1	Straight Connector; Heavy duty; Brass; Accepts 129/#2 solid thru 288/250MCM cable; UL Listed	EA	0.53
A917	Straight Connector; Aluminum; Standard; Accepts A124 thru A237 cable; UL Listed	EA	0.16
A917-316	Straight Connector; Aluminum; Standard; Accepts A124 thru A237 cable; Includes Grade 316 stainless steel hardware; UL Listed	EA	0.16



Item# A917



Typical Application

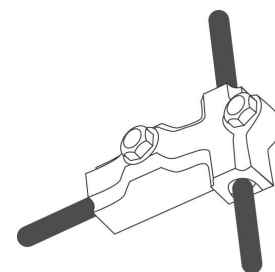
### Connectors - Heavy Duty Tee (LP-C2CON-09)

allG offers Heavy Duty Tee Connectors suitable for Class I and Class II lightning and grounding conductor.

Item #	Description	Unit	Wt (lb)
922	Tee Connector; Bronze; Heavy duty; Fits conductor sizes 0.375 to 0.500	EA	0.69
922T	Tee Connector; heavy duty; tinned bronze; fits conductor sizes 0.375 to 0.500	EA	0.73
A922	Tee Connector; Aluminum; Heavy duty; Fits conductor sizes 0.375 to 0.500	EA	0.26



Item #922




Typical Application

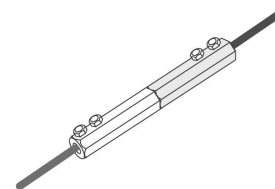
### Connectors - Bimetal (LP-C2CON-12)

allG offers Bimetal Connectors that are used to connect copper and aluminum cables. A special joint between the brass and aluminum allows the two metals to be connected.

Item #	Description	Unit	Wt (lb)
927	Bimetal Connector; Brass/aluminum; Straight splice; Fits conductor sizes 0.292 to 0.562; UL Listed	EA	0.36
927-316	Bimetal Connector; Brass/aluminum; Straight splice; Fits conductor sizes 0.292 to 0.562; Includes Grade 316 stainless steel hardware; UL Listed	EA	0.35



Item# 927



Typical Application

### Connectors - Secondary Lugs (LP-C2CON-27)

allG offers Bimetal Mini Connectors (lugs) for bonding to aluminum flat surface from copper cable.

Item #	Description	Unit	Wt (lb)
1140	Secondary Bonding Lug; Copper; 1/4" bolt hole; Fits secondary lightning conductor range 60-100 to 14-100; UL Listed	EA	0.18
1140T	Secondary Bonding Lug; Tinned copper; 1/4" bolt hole; Fits secondary lightning conductor range 60-100 to 14-100; UL Listed	EA	0.18
1140BM	Secondary Bonding Lug; Bimetal (aluminum surface to copper secondary conductor); 1/4" bolt hole; Fits secondary lightning conductor range 60-100 to 14-100; UL Listed	EA	0.14
A1140	Secondary Bonding Lug; Aluminum; 1/4" bolt hole; Fits secondary lightning conductor range A40-100 to A14-100; UL Listed	EA	0.11
A1140-316	Secondary Bonding Lug; Aluminum; 1/4" bolt hole; Fits secondary lightning conductor range A40-100 to A14-100; Includes Grade 316 stainless steel hardware; UL Listed	EA	0.11



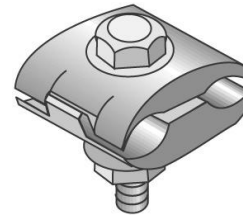
Item# 1140BM



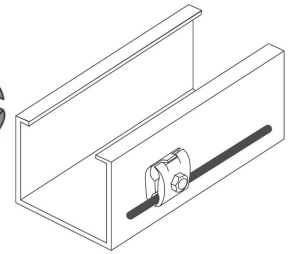
### Connectors - Bolt Thru (LP-C2CON-17)

A cast connector for attaching up to two cables to flat metal surfaces.

Item #	Description	Unit	Wt (lb)
932	Bolt Thru Connector; Bronze; Fits conductor sizes 0.292 to 0.528	EA	0.40
A932	Bolt Thru Connector; Aluminum; Fits conductor sizes 0.292 to 0.562	EA	0.18



Item# A932

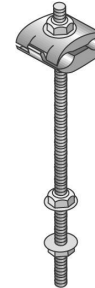


Typical Application

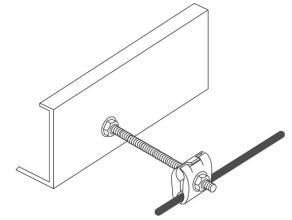
### Connector - Bolt Thru with Extension (LP-C2CON-18)

allG offers Bolt Thru Standoff Connectors for connections requiring an extension.

Item #	Description	Unit	Wt (lb)
933	Bolt Thru Standoff Connector; bronze; fits conductor sizes 0.292 to 0.528	EA	1.10
A933	Bolt Thru Standoff Connector; aluminum; fits conductor sizes 0.292 to 0.562	EA	0.85



Item# A933



Typical application

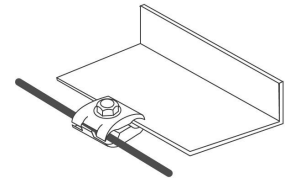
### Connectors - Flat Metal (LP-C2CON-19)

allG offers Flat Metal Connectors that are ideal for attaching a conductor to a flat metal surface. The connector allows 1-1/2 square inches of contact to steel.

Item #	Description	Unit	Wt (lb)
935	Flat Metal Connector; Bronze; Fits conductor sizes 0.292 to 0.528; Maximum plate width 0.25"; UL Listed	EA	0.46
935T	Flat Metal Connector; Tinned bronze; Fits conductor sizes 0.292 to 0.528; Maximum plate width 0.25"	EA	0.46
A935	Flat Metal Connector; Aluminum; Fits conductor sizes 0.292 to 0.562; Maximum plate width 0.25"; UL Listed	EA	0.19



Item# 935




Typical Application

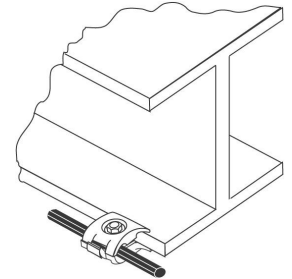
### Connectors - Heavy Duty Flat Metal (LP-C2CON-20)

allG offers Heavy Duty Flat Metal Connectors for attaching a conductor to a flat metal surface. The connector allows for 3-1/8 square inches of contact to steel.

Item #	Description	Unit	Wt (lb)
936	Flat Metal Connector; Bronze; Heavy duty; Fits conductor sizes 0.292 to 0.528; Maximum plate width 0.25"; UL Listed	EA	0.55
936-316	Flat Metal Connector; Bronze; Heavy duty; Fits conductor sizes 0.292 to 0.528; Maximum plate width 0.25"; Includes Grade 316 stainless steel hardware; UL Listed	EA	0.55
A936	Flat Metal Connector; Aluminum; Heavy duty; Fits conductor sizes 0.292 to 0.562; Maximum plate width 0.25"; UL Listed	EA	0.20
A936-316	Flat Metal Connector; Aluminum; Heavy duty; Fits conductor sizes 0.292 to 0.562; Maximum plate width 0.25"; Includes Grade 316 stainless steel hardware; UL Listed	EA	0.20



Item# A936



Typical Application

### Connectors - Secondary Flat Metal (LP-C2CON-21)

allG offers Secondary Flat Metal Connectors for attaching a conductor to a flat metal surface. The conductor allows for 3/4 square inches of contact to steel.

Item #	Description	Unit	Wt (lb)
938	Secondary Flat Metal Connector; Bronze; Fits conductor sizes 0.162 to 0.375; Maximum plate width 0.25"	EA	0.20
A938	Secondary Flat Metal Connector; Aluminum; Fits conductor sizes 0.162 to 0.375; Maximum plate width 0.25"	EA	0.08



Item #938

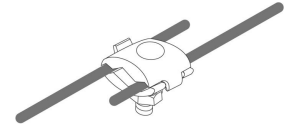
### Connectors - Secondary (LP-C2CON-23)

allG offers a cast connector suitable for connecting two conductors, two rods, or a conductor to a rod.

Item #	Description	Unit	Wt (lb)
940	Secondary Connector; Bronze; Fits conductor sizes 0.162 to 0.528; UL Listed	EA	0.22
940T	Secondary Connector; Tinned bronze; Fits conductor sizes 0.162 to 0.528; UL Listed	EA	0.22
A940	Secondary Parallel Connector; Aluminum; Fits conductor sizes 0.162 to 0.562; UL Listed	EA	0.11
940-316	Secondary Connector; Bronze; Fits conductor sizes 0.162 to 0.528; Includes Grade 316 stainless steel hardware; UL Listed	EA	0.22
A940-316	Secondary Parallel Connector; Aluminum; Fits conductor sizes 0.162 to 0.562; Includes Grade 316 stainless steel hardware; UL Listed	EA	0.11



Item #940



Typical application

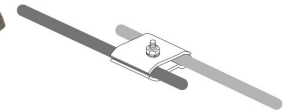
### Connectors - Parallel Secondary Clamp (LP-C2CON-14)

allG offers Parallel Secondary Clamps for joining secondary bonding cables and bonding to secondary metal bodies. Available in stainless steel for copper projects, and aluminum for aluminum projects.

Item #	Description	Unit	Wt (lb)
929-1	Secondary Parallel Connector; Bimetal; Stainless steel; Fits both solid and stranded secondary conductors; UL Listed	EA	0.18
A929-1	Secondary Parallel Connector; Aluminum; Fits both solid & stranded secondary conductors; UL Listed	EA	0.18
929-1-316	Secondary Parallel Connector; Bimetal; Stainless steel; Fits both solid and stranded secondary conductors; Includes Grade 316 stainless steel hardware; UL Listed	EA	0.18
A929-1-316	Secondary Parallel Connector; Aluminum; Fits both solid & stranded secondary conductors; Includes Grade 316 stainless steel hardware; UL Listed	EA	0.18



Item #A929-1



Typical Application

### Connectors - Bimetal Parallel (LP-C2CON-29)

allG offers a bimetal parallel connector used to connect copper and aluminum cables. A stainless steel shim between the brass and aluminum allows the two metals to be connected. The connector is available with or without hardware.

Item #	Description	Unit	Wt (lb)
952SBM	Parallel Clamp; Bimetal; Robbins 52SBM Cadmium Plated Bronze; one bolt; Fits conductor sizes 0.1875 to 0.625; UL Listed	EA	0.32
929-5	Parallel Clamp; Bimetal; Fits both solid & stranded lightning conductors; Includes hardware; UL Listed	EA	0.30
929-5-316	Parallel Clamp; Bimetal; Fits both solid and stranded lightning conductors; Includes Grade 316 stainless steel hardware; UL Listed	EA	0.30
929-5LH-12	Parallel Clamp; Bimetal; Fits both solid and stranded lightning conductors; Hardware not included; UL Listed	EA	0.27



Item #929-5

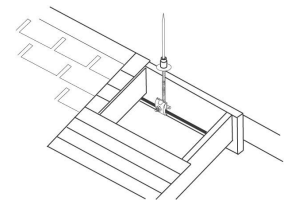
### Clamps - Concealed Base (LP-C2CON-24)

allG offers Concealed Base Clamps for attaching a 1/2" air terminal to a conductor. This clamp is typically used in concealed air terminal assemblies.

Item #	Description	Unit	Wt (lb)
944	Concealed Base Clamp Only; bronze; fits conductor sizes 0.375 to 0.500	EA	0.45
A944	Concealed Base Clamp Only; aluminum; fits conductor sizes 0.375 to 0.500	EA	0.19



Item# 944



Typical Application

**Clamps - 1/2" Rod** (LP-C2CON-25)

allG offers Clamps for 1/2" Rods that are ideal for connecting a conductor to a 1/2" rod.

Item #	Description	Unit	Wt (lb)
960	Rod Clamp; Bronze; 1/2"	EA	0.34



Item #960



Typical Application

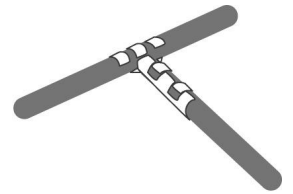
**Connectors - Crimp Tee** (LP-CRMP-01)

allG offers stamped Crimp Tee Connectors for Class I applications.

Item #	Description	Unit	Wt (lb)
1505	Tee Connector; Copper; Crimp style; Fits conductor sizes 0.375 to 0.500 maximum diameter	EA	0.11
A1505	Tee Connector; Aluminum; Crimp style; Fits conductor sizes 0.375 to 0.500 maximum diameter	EA	0.05
1505T	Tee Connector; Tinned copper; Crimp style; Fits conductor sizes .375 to .500 maximum diameter	EA	0.13



Item# 1505



Typical Application

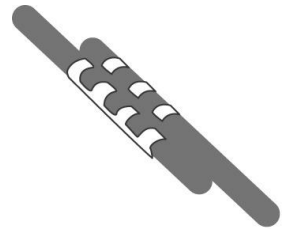
**Connectors - Crimp Parallel** (LP-CRMP-02)

allG offers stamped Crimp Connectors for Class I applications.

Item #	Description	Unit	Wt (lb)
1510	Parallel Connector; Copper; Crimp style; Fits conductor sizes 0.375 to 0.500 maximum diameter	EA	0.08
A1510	Parallel Connector; Aluminum; Crimp style; Fits conductor sizes 0.375 to 0.500 maximum diameter; 20/ bag	EA	0.06
1510T	Parallel Connector; Tinned copper; Crimp style; Fits conductor sizes 0.375 to 0.500 maximum diameter	EA	0.14



Crimp Connectors



Typical Application


**Connectors - Crimp Straight** (LP-CRMP-03)

allG offers stamped Straight Crimp Connector for Class I applications.

Item #	Description	Unit	Wt (lb)
1515	Straight Connector; Copper; Crimp style; Fits conductor sizes 0.375 to 0.500 maximum diameter	EA	0.09
1515T	Straight Connector; Tinned copper; Crimp style; Fits conductor sizes 0.375 to 0.500 maximum diameter	EA	0.12
A1515	Straight Connector; Aluminum; Crimp style; Fits conductor sizes 0.375 to 0.500 maximum diameter	EA	0.05



Item #1515



Typical Application

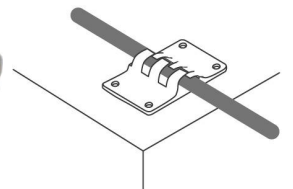
**Bonding Plates - Crimp** (LP-CRMP-06)

allG offers Crimp Bonding Plates for Class I applications.

Item #	Description	Unit	Wt (lb)
1535	Bonding Plate; Copper; Crimp style; Fits conductor sizes 0.375 to 0.500 maximum diameter	EA	0.22
A1535	Bonding Plate; Aluminum; Crimp style; Fits conductor sizes 0.375 to 0.500 maximum diameter	EA	0.13



Item# A1535



Typical Application

### Bonding Lugs - Crimp (LP-CRMP-07)

allG offers cast Crimp Lugs for Class I applications.

Item #	Description	Unit	Wt (lb)
1545	Bonding Lug; Bronze; Crimp style; Fits conductor sizes 0.250 to 0.500 maximum diameter	EA	0.14
A1545	Bonding Lug; Crimp style; Aluminum; Fits conductor sizes 0.250 to 0.500 maximum diameter	EA	0.09



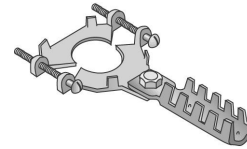
Item #1545



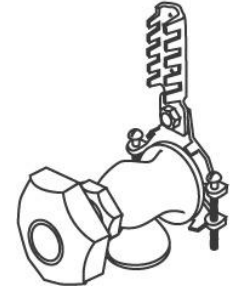
Typical Application

### Connectors - Crimp Sill Cock Bonding (LP-CRMP-10)

allG offers bronze Crimp Sill Cock Bonding Connectors designed to bond a conductor to an exterior sill cock so that it can be mounted on most standard sill cocks without removal.



Item #1550




Typical application

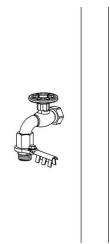
### Connectors - Heavy Duty Crimp Sill Cock Bonding (LP-CRMP-11)

A heavy-duty bronze connector designed to bond a conductor to an exterior sill cock. This connector is mounted directly on the outlet tip and includes a hose attachment fitting. A sealing washer is also included.

Item #	Description	Unit	Wt (lb)
1560	Sill Cock Bond Connector; Brass; Heavy duty; Bonds exterior water hydrant; Fits conductor sizes 0.375 to 0.500	EA	0.50



Item# 1560



Typical Application

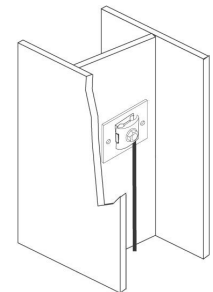
### Bonding Plates - Eight Square Inch Contact (LP-C2BP-01)

allG offers cast Bonding Plate connectors with eight (8) square inches of contact surface. This much surface contact secures the plate denying any movement or sliding. Cables connected to this plate remain stout and straight, ensuring the absolute best protection from lightning.

Item #	Description	Unit	Wt (lb)
1003	Bonding Plate; Bronze; 8-square inches of contact; Fits conductor sizes 0.292 to 0.528; UL Listed	EA	0.63
1003T	Bonding Plate; Tinned bronze; 8-square inches of contact; Fits conductor sizes 0.292 to 0.528	EA	0.64
A1003	Bonding Plate; Aluminum; 8-square inches of contact; Fits conductor sizes 0.292 to 0.562; UL Listed	EA	0.22



Item #1003



Typical Application

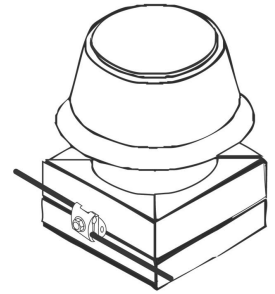
### Bonding Plates (LP-C2BP-03)

allG offers Bonding Plate connectors with five and a half (5-1/2) inches of surface contact. This much surface contact secures the plate denying any movement or sliding. Cables connected to this plate remain stout and straight, ensuring the absolute best protection from lightning.

Item #	Description	Unit	Wt (lb)
1005	Bonding Plate; Bronze; 3-square inches of contact; Fits conductor sizes 0.292 to 0.528; UL Listed	EA	0.44
1005-316	Bonding Plate; Bronze; 3-square inches of contact; Fits conductor sizes 0.292 to 0.528; Includes Grade 316 stainless steel hardware; UL Listed	EA	0.44
1005BM	Bonding Plate; Bimetal; Aluminum bonding plate/ bronze connector; 5-1/2" of contact; Fits conductor sizes 0.292 to 0.562; UL Listed	EA	0.30
1005BM-316	Bonding Plate; Bimetal; Aluminum bonding plate/ bronze connector; 5-1/2" of contact; Fits conductor sizes 0.292 to 0.562; Includes Grade 316 stainless steel hardware; UL Listed	EA	0.30
A1005	Bonding Plate; Aluminum; 5-1/2" of contact; Fits conductor sizes 0.292 to 0.562; UL Listed	EA	0.19
A1005-316	Bonding Plate; Aluminum; 5-1/2" of contact; Fits conductor sizes 0.292 to 0.562; Includes Grade 316 stainless steel hardware; UL Listed	EA	0.19



Item# A1005




Typical Application

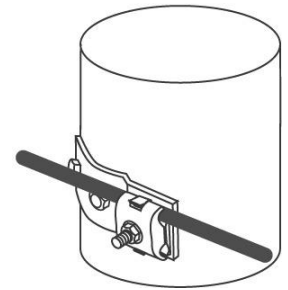
### Bonding Plates - Malleable (LP-C2BP-04)

allG offers Bonding Plate connectors that will accept 2 conductors. The plates will fit flat surfaces or can be formed to round surfaces to provide four (4) square inches of contact.

Item #	Description	Unit	Wt (lb)
1008	Malleable Bonding Plate; copper; fits conductor sizes 0.292 to 0.528; UL Listed	EA	0.62
A1008	Malleable Bonding Plate; Aluminum; Fits conductor sizes 0.292 to 0.562; UL Listed	EA	0.26
1009	Malleable Bonding Plate; Bimetal; Fits conductor sizes 0.292 to 0.528	EA	0.53
1008-316	Malleable Bonding Plate; copper; fits conductor sizes 0.292 to 0.528; includes Grade 316 stainless steel hardware; UL Listed	EA	0.62
A1008-316	Malleable Bonding Plate; Aluminum; Fits conductor sizes 0.292 to 0.562; includes Grade 316 stainless steel hardware; UL Listed	EA	0.26



Item# A1008




Typical Application

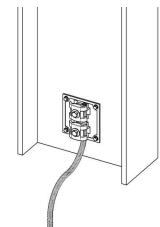
### Bonding Plates - Heavy Duty (LP-C2BP-06)

allG offers Bonding Plate connectors with sixteen (16) square inches of contact surface, preserving the stout, straight conductor lines and prevents movement or sliding.

Item #	Description	Unit	Wt (lb)
1010	Bonding Plate; Bronze; Heavy duty; 16 square inches of contact; Fits conductor sizes 0.375 to 0.500	EA	1.29
1010T	Bonding Plate; Tinned bronze; Heavy duty; 16 square inches of contact; Fits conductor sizes 0.375 to 0.500	EA	1.29
A1010	Bonding Plate; heavy duty; aluminum; 16 square inches of contact; fits conductor sizes 0.375 to 0.500	EA	0.46



Item #1010



Typical Application

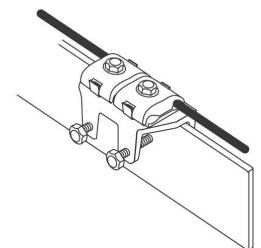
### Bonding Plates - Heavy Duty Steel Flange (LP-C2BP-07)

allG offers Heavy Duty Steel Flange Bonding Plate connectors with eight (8) square inches of contact surface. The clamp will bond steel up to 1" in thickness and accept multiple conductors.

Item #	Description	Unit	Wt (lb)
1020	Flange Bonding Plate; Bronze; Heavy duty; 8 square inches of contact; Fits conductor sizes 0.292 to 0.528	EA	2.10
1020T	Flange Bonding Plate; Tinned bronze; Heavy duty; 8 square inches of contact; Fits conductor sizes 0.292 to 0.528	EA	2.00
A1020	Flange Bonding Plate; Aluminum; Heavy duty; 8 square inches of contact; Fits conductor sizes 0.292 to 0.562	EA	0.75
1020-316	Flange Bonding Plate; Bronze; Heavy duty; 8 square inches of contact; Fits conductor sizes 0.292 to 0.528; includes Grade 316 stainless steel hardware; UL Listed	EA	2.10
A1020-316	Flange Bonding Plate; Aluminum; Heavy duty; 8 square inches of contact; Fits conductor sizes 0.292 to 0.562; includes Grade 316 stainless steel hardware; UL Listed	EA	0.75



Item #1020T




Typical Application

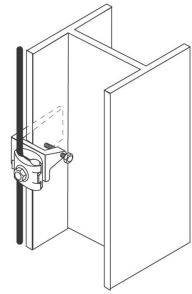
### Bonding Plates - One Bolt Steel Flange (LP-C2BP-08)

allG offers One Bolt Steel Flange Bonding Plate connectors with four (4) square inches of contact. The clamp will bond to steel up to 1" in thickness.

Item #	Description	Unit	Wt (lb)
1021	Flange Bonding Plate; 1 bolt; bronze; 4 square inches of contact; fits conductor sizes 0.292 to 0.528	EA	1.02
A1021	Flange Bonding Plate; Aluminum; 1 bolt; 4 square inches of contact; Fits conductor sizes 0.292 to 0.562	EA	0.37



Item# A1021




Typical Application

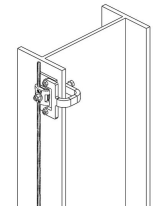
### C-Clamp Steel Bonding Plates (LP-C2BP-09)

allG offers C-Clamp Steel Bonding Plates that feature heavy-duty, hot dipped galvanized steel for bonding to surfaces up to 1" in thickness. The clamp provides eight (8) square inches of contact surface.

Item #	Description	Unit	Wt (lb)
1030	C-Clamp Steel Bonding Plate; Copper; 8 square inches of contact; Fits conductor sizes 0.375 to 0.528 UL Labeled	EA	2.00
A1030	C-Clamp Steel Bonding Plate; Aluminum; 8 square inches of contact; Fits conductor sizes 0.375 to 0.562 UL Labeled	EA	1.10



Item #A1030



Typical Application

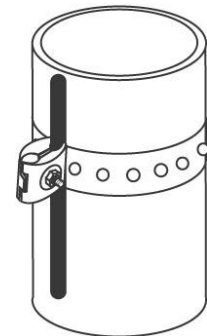
### Strap - Ground (LP-C2BS-01)

allG offers Ground Straps that are used to bond pipes and round objects. The strap is 1" wide by 1/16" thick and is available in multiple lengths. The conductor is secured with a heavy duty cast bolt type conductor connector.

Item #	Description	Unit	Wt (lb)
1200	Bonding Strap; copper; fits 3/4" thru 2-1/2" OD; overall length is 10-13/16"; connector fits grounding conductor sizes #2 stranded - 4/0 stranded	EA	0.58
1201	Bonding Strap; Copper; Fits 2" thru 6-1/2" OD; 22-1/4" overall length; Connector fits grounding conductor sizes #2 stranded thru 4/0 stranded; UL Listed	EA	0.80
1209	Bonding Strap; Copper; Fits 6" thru 10-1/2" OD; 35-7/16" overall length; Connector fits grounding conductor sizes #2 stranded thru 4/0 stranded; UL Listed	EA	1.09
1200T	Bonding Strap; tinned copper; fits 3/4" thru 2-1/2" OD; overall length is 10-13/16"; connector fits grounding conductor sizes #2 stranded - 4/0 stranded	EA	0.58
1201T	Bonding Strap; tinned copper; fits 2" thru 6-1/2" OD; overall length is 22-1/4"; connector fits grounding conductor sizes #2 stranded - 4/0 stranded	EA	0.80
1209T	Bonding Strap; tinned copper; fits 6" thru 10-1/2" OD; overall length is 35-7/16"; connector fits grounding conductor sizes #2 stranded - 4/0 stranded	EA	1.09
A1200	Bonding Strap; aluminum; fits 3/4" thru 2-1/2" OD; overall length 10-13/16"; connector fits lightning conductor sizes A124 thru A237	EA	0.29
A1201	Bonding Strap; Aluminum; Fits 2" thru 6-1/2" OD; 22-1/4" overall length; Connector fits lightning conductor sizes A124 thru A237; UL Listed	EA	0.31
A1209	Bonding Strap; Aluminum; Fits 6" thru 10-1/2" OD; 35-7/16" overall length; Connector fits lightning conductor sizes A124 thru A237; UL Listed	EA	0.33



Item #1201

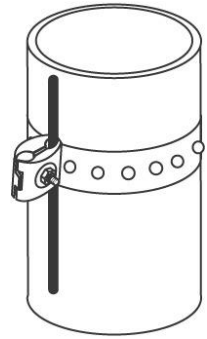


Vertical application

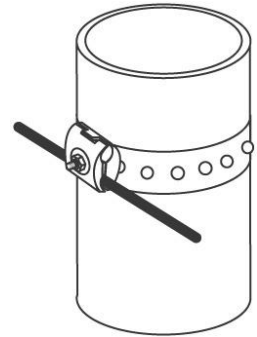
**Strap - Heavy Duty Pipe** (LP-C2BS-02)

allG offers 2" wide, Heavy-Duty Pipe Straps that qualify as a water pipe bond as outlined in UL96 and UL96A.

Item #	Description	Unit	Wt (lb)
1246	Pipe Strap; Copper; Heavy duty; Fits 4" thru 6-1/2" OD; Overall length 27-1/4"; Connector fits grounding conductor sizes #2 stranded thru 4/0 stranded	EA	1.65
1248	Pipe Strap; Copper; Heavy duty; Fits 6" thru 8-1/2" OD; Overall length 33-7/8"; Connector fits grounding conductor sizes #2 stranded thru 4/0 stranded	EA	1.92
1250	Pipe Strap; Copper; Heavy duty; Fits 8" thru 10-1/2" OD; Overall length 40-7/16"; Connector fits grounding conductor sizes #2 stranded thru 4/0 stranded	EA	2.18
1260	Pipe Strap; Copper; Heavy duty; Fits 10" thru 12-1/2" OD; Overall length 47"; Connector fits grounding conductor sizes #2 stranded thru 4/0 stranded	EA	2.45
A1246	Pipe Strap; Aluminum; Heavy duty; Fits 4" thru 6-1/2" OD; Overall length 27-1/4"; Connector fits lightning conductor sizes A124 thru A237	EA	0.72
A1248	Pipe Strap; Aluminum; Heavy duty; Fits 6" thru 8-1/2" OD; Overall length 33-7/8"; Connector fits lightning conductor sizes A124 thru A237	EA	0.85
A1250	Pipe Strap; Aluminum; Heavy duty; Fits 8" thru 10-1/2" OD; Overall length 40-7/16"; Connector fits lightning conductor sizes A124 thru A237	EA	0.97
A1260	Pipe Strap; Aluminum; Heavy duty; Fits 10" thru 12-1/2" OD; Overall length 47"; Connector fits lightning conductor sizes A124 thru A237	EA	1.08



Vertical application



Horizontal Application

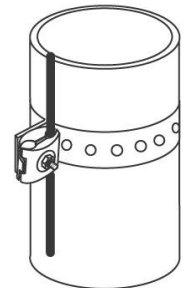
**Straps - Secondary Bonding** (LP-C2BS-03)

allG offers Secondary Bonding Straps that feature 1" wide straps, and utilize a secondary cast bonding connector.

Item #	Description	Unit	Wt (lb)
1270	Secondary Bonding Strap; Copper; Fits 3/4" thru 2-1/2" OD; Overall length 10-13/16"; Connector fits grounding conductor sizes #6 solid thru 4/0 stranded	EA	0.25
1272	Secondary Bonding Strap; Copper; Fits 2" thru 6-1/2" OD; Overall length 22-1/4"; Connector fits grounding conductor sizes #6 solid thru 4/0 stranded	EA	0.32
1279	Secondary Bonding Strap; Copper; Fits 6" thru 10-1/2" OD; Overall length 35-7/16"; Connector fits grounding conductor sizes #6 solid thru 4/0 stranded	EA	0.82
A1270	Secondary Bonding Strap; Aluminum; Fits 3/4" thru 2-1/2" OD; Overall length 10-13/16"; Connector fits lightning conductor sizes A124 thru A237	EA	0.16
A1272	Secondary Bonding Strap; Aluminum; Fits 2" thru 6-1/2" OD; Overall length 22-1/4"; Connector fits lightning conductor sizes A124 thru A237	EA	0.23
A1279	Secondary Bonding Strap; Aluminum; Fits 6" thru 10-1/2" OD; Overall length 35-7/16"; Connector fits lightning conductor sizes A124 thru A237	EA	0.34



Item# 1279



Vertical application

## Rebar Bonding Ground Assembly (LP-TWTR-07)

allG offers Rebar Bonding Ground Assembly that includes 4' of copper/tinned copper conductor exothermically welded or mechanically bolted to 4' of #5 (5/8" diameter) reinforcing steel. The assembly may be wire-tied to the reinforcing steel in foundations, footings, or concrete slabs. Other sizes available upon request.

Item #	Description	Unit	Wt (lb)
2398-168-4	Rebar Bonding Ground Assembly; Mechanically clamped; (4') 28-strand of 16 ga Class I copper tail	EA	6.00
2398-228-4	Rebar Bonding Ground Assembly; mechanically clamped; 28 strands of 14 ga Class II copper tail (4')	EA	6.90
2398-40-4	Rebar Bonding Ground Assembly; Mechanically clamped; 4/0 copper tail (4')	EA	7.00
2399-168-4	Rebar Bonding Ground Assembly; Exothermically welded; 28 strands of 16 ga copper tail (4')	EA	5.15
2399-168T-4	Rebar Bonding Ground Assembly; exothermically welded; 28 strands of 16 ga tinned copper tail (4')	EA	5.15
2399-228-4	Rebar Bonding Ground Assembly; Exothermically welded; 28 strands of 14 ga Class II copper tail (4')	EA	5.90
2399-228T-4	Rebar Bonding Ground Assembly; exothermically welded; 28 strands of 14 ga Class II tinned copper tail (4')	EA	5.90
2399-2STR-4	Rebar Bonding Ground Assembly; exothermically welded; #2 stranded copper tail (4')	EA	5.42
2399-2STRT-4	Rebar Bonding Ground Assembly; exothermically welded; #2 stranded tinned copper tail (4')	EA	5.42
2399-2STR-10	Rebar Bonding Ground Assembly; exothermically welded; #2 stranded copper tail (10')	EA	6.20
2399-1/0-4	Rebar Bonding Ground Assembly; exothermically welded; 1/0 copper tail (4')	EA	5.50
2399-2/0-4	Rebar Bonding Ground Assembly; exothermically welded; 2/0 copper tail (4')	EA	6.00
2399-2/0-10	Rebar Bonding Ground Assembly; exothermically welded; 2/0 copper tail (10')	EA	2.50
2399-3/0-4	Rebar Bonding Ground Assembly; exothermically welded; 3/0 copper tail (4')	EA	6.45
2399-3/0-8	Rebar Bonding Ground Assembly; exothermically welded; 3/0 copper tail (8')	EA	8.50
2399-3/0-15	Rebar Bonding Ground Assembly; exothermically welded; 3/0 copper tail (15')	EA	12.15
2399-3/0-20	Rebar Bonding Ground Assembly; exothermically welded; 3/0 copper tail (20')	EA	14.75
2399-3/0T-4	Rebar Bonding Ground Assembly; exothermically welded; 3/0 tinned copper tail (4')	EA	6.50
2399-4/0-4	Rebar Bonding Ground Assembly; Exothermically welded; 4/0 copper tail (4')	EA	7.00
2399-4/0-10	Rebar Bonding Ground Assembly; exothermically welded; 4/0 copper tail (10')	EA	10.50
2399-4/0-15	Rebar Bonding Ground Assembly; exothermically welded; 4/0 copper tail (15')	EA	13.80
2399-4/0T-4	Rebar Bonding Ground Assembly; exothermically welded; 4/0 tinned copper tail (4')	EA	7.00
2399-4/0T-10	Rebar Bonding Ground Assembly; exothermically welded; 4/0 tinned copper tail (10')	EA	10.50
2399-500-4	Rebar Bonding Ground Assembly; exothermically welded; 500 MCM bare copper tail (4')	EA	10.50
2399-168-20	Rebar Bonding Ground Assembly; exothermically welded; 28 strands of 16 ga copper tail (20')	EA	8.80
2399-228-10	Rebar Bonding Ground Assembly; exothermically welded; 28 strands of 14 ga Class II copper tail (10')	EA	8.00
2399-350-4	Rebar Bonding Ground Assembly; exothermically welded; 350 MCM bare copper tail (4')	EA	8.50



Item #2399-168-4



Item #2398-228-4

## Concrete Roof Pavers (LP-PAVERS)

allG offers Concrete Roof Pavers that are ideal for attaching loop clips and air terminal bases. They are available with or without anchors (the anchors will accept #10 to #12 size screws).

Item #	Description	Unit	Wt (lb)
5112	Roof Paver; Concrete; Round; 7-1/2" x 1-1/2"; With #10 lead anchor for loop clips	EA	5.80
5116	Roof Paver; concrete; round; 10" x 1-1/2"; (2) #10 lead anchors; fits ALT Part #817 series of bases	EA	9.50




Item# 5119



### Conductor Supports - Adhesive (LP-SPT-04)

allG offers Adhesive Conductor Supports for mounting on flat roofs with adhesives. Available in aluminum and copper, these supports are designed to be used on surfaces which cannot be penetrated with fasteners.

Item #	Description	Unit	Wt (lb)
2510	Conductor Support; Copper; Adhesive; Heavy Duty; Maximum conductor size 0.528; 100/bag	EA	0.09
A2510	Conductor Support; Aluminum; Adhesive; Heavy Duty; Maximum conductor size 0.625; 100/bag	EA	0.04
2510T	Tinned Copper Adhesive Conductor Support - Overall Size 2-1/4" x 3-1/2" - Maximum Conductor Size .528	EA	0.09

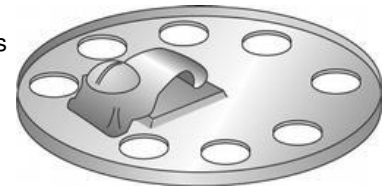


Item #2510

### Conductor Supports - Heavy Duty Adhesive (LP-SPT-05)

allG offers Heavy Duty Conductor Supports for mounting with adhesive on flat roof and other surfaces that cannot be penetrated with fasteners.

Item #	Description	Unit	Wt (lb)
2520	Adhesive Conductor Support; bronze; Heavy duty bolt type; Maximum conductor size 0.500	EA	0.40
2520T	Adhesive Conductor Support; Tinned Bronze; Heavy duty; Diameter 3-1/8"; Maximum conductor size 0.500	EA	N/A
A2520	Adhesive Conductor Support; Aluminum; Heavy duty bolt type; Maximum conductor size 0.500	EA	0.14



Item# A2520

### Conductor Supports - Adhesive Stand-Offs (LP-SPT-SO)

allG offers Adhesive Stand-Off Conductor Supports for mounting on flat roofs with adhesives. Available in aluminum and copper, these supports are designed to be used on surfaces which cannot be penetrated with fasteners.

Item #	Description	Unit	Wt (lb)
C2515	Stand Off Conductor Support; Copper; 2" Tall; Adhesive; Accepts loop clips & screws (sold separately)	EA	0.40
2515	Stand Off Conductor Support; Stainless steel; 2" Tall; Adhesive; Accepts loop clips & screws (sold separately)	EA	0.47
A2515	Stand Off Conductor Support; Aluminum; 2" Tall; Adhesive; Accepts loop clips & screws (sold separately)	EA	0.15
2515-9	Stand Off Conductor Support; Stainless steel; 9" Tall; Adhesive; Accepts loop clips & screws (sold separately)	EA	1.33
A2515-9	Stand Off Conductor Support; Aluminum; 9" Tall; Adhesive; Accepts loop clips & screws (sold separately)	EA	0.42
A2515-BR-2	Stand Off Base Riser Support; Aluminum; Adhesive; Accepts A817* base (base sold separately)	EA	0.60



Item #A2515



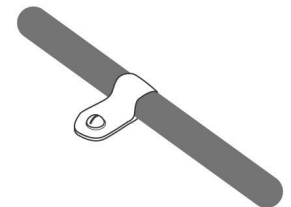
Item #A2515-9

### Loops - Conductor Nail (LP-LOOP-01)

Item #	Description	Unit	Wt (lb)
2410	Nail Loop; Copper; 3/8" loop width; 5/32" hole size; Maximum conductor size 0.375"; Sold 100/bag	EA	0.01
A2410	Robbins A72A Nail Loop; Aluminum; 1/2" loop width; 3/16" hole size; Maximum conductor size 1/2"; 100/Bag	EA	0.01
2410T	Nail Loop; Tinned copper; 3/8" loop width; 5/32" hole size; Maximum conductor size 0.375"; Sold 100/Bag	EA	0.01



Item# A2410



Typical Application

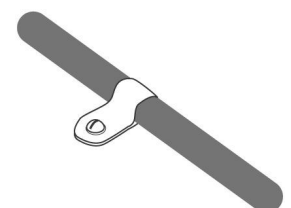
### Loops - 1/4" Holes (LP-LOOP-03)

allG offers Conductor Loops with 1/4" holes and a maximum conductor size of 0.437". These loops are sold in 100 pieces per bag.

Item #	Description	Unit	Wt (lb)
2425	Conductor Loop; Copper; 5/8" loop width; 1/4" hole size; Maximum conductor size 0.437"; UL Listed; 100/bag	EA	0.01
A2425	Conductor Loop; Aluminum; 5/8" loop width; 1/4" hole size; designed for class I aluminum conductors; maximum conductor size 0.4375"; 100/bag	EA	0.01
2425T	Conductor Loop; Tinned copper; 5/8" loop width; 1/4" hole size; Maximum conductor size 0.437"; UL Listed; 100/bag	EA	0.01



Item #2425T



Typical Application

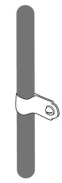
## Lightning Protection

### Loops - Heavy Duty with 1/4" Holes (LP-LOOP-04)

Item #	Description	Unit	Wt (lb)
2450	Conductor Loop Clip; Copper; 5/8" loop width; 1/4" hole size; Maximum conductor size 0.528"; 100/bag	EA	0.03
A2450	Conductor Loop; Aluminum; Heavy duty; 5/8" loop width; 1/4" hole size; designed for class II aluminum concentric stranded conductors; maximum conductor size 0.563"; 100/bag	EA	0.01
2450T	Conductor Loop; Tinned copper; Heavy duty; 5/8" loop width; 1/4" hole size; Maximum conductor size 0.528"; 100/bag	EA	0.03



Item #A2450



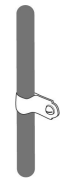
Typical Application

### Loops - Heavy Duty Large (LP-LOOP-05)

Item #	Description	Unit	Wt (lb)
2453	Conductor Loop Clip; Copper; Heavy duty; 5/8" loop width; 1/4" hole size; Maximum conductor size 0.625"; 100/bag	EA	0.04
A2453	Conductor Loop; Aluminum; Heavy duty; 5/8" loop width; 1/4" hole size; designed to fit A231 aluminum class II 4/0 basket weave conductor; max size 0.625"	EA	0.01
2453T	Conductor Loop Clip; Tinned copper; Heavy duty; 5/8" loop width; 1/4" hole size; Maximum conductor size 0.625"	EA	0.04



Item# A2453



Typical Application

### Loops - Superior Conductor (LP-LOOP-06)

Item #	Description	Unit	Wt (lb)
2460	Conductor Loop; copper; 1" loop width; 1/4" hole size; maximum conductor size 0.528"	EA	0.04
2460T	Conductor Loop; tinned copper; 1" loop width; 1/4" hole size; maximum conductor size 0.528"	EA	0.06



Item #2460T



Typical Application

### Loops - Secondary Conductor (LP-LOOP-07)

Item #	Description	Unit	Wt (lb)
2465	Secondary Conductor Loop Clip; Copper; 1/2" loop width; 1/4" hole size; Maximum conductor size 0.250"	EA	0.01



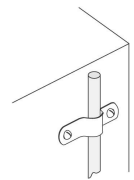
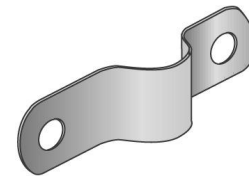
Item #2465



Typical Application

### Loops - Copper 3/4" OD (LP-LOOP-10)

Item #	Description	Unit	Wt (lb)
2495	Conductor Loop; copper; 1" loop width; 5/16" hole size; maximum conductor size 0.750"	EA	0.07




Typical application

### Heavy Duty One Bolt (LP-SPT-02)

allG offers Heavy Duty One Bolt Standing Seam Supports for heavy duty jobsite solutions! Screws and loop clips sold separately.

Item #	Description	Unit	Wt (lb)
2474	Standing Seam Conductor Support; Stainless steel/ bronze; Heavy duty; 1-Bolt; Fits up to 1" wide seam & Class I & II lightning protection conductors	EA	0.25
A2474	Standing Seam Conductor Support; Stainless steel & aluminum; Heavy Duty; 1-bolt; Fits up to 1" wide seam & Class I & II lightning protection conductors	EA	0.25
2474-2S	Standing Seam Conductor Support; Stainless steel/ bronze; Heavy duty; (1) bolt on each side; Fits up to 1.5" wide seam & Class I & II lightning protection conductors	EA	0.30



Item #2474

**Heavy Duty Two Bolt** (LP-SPT-HD2B)

allG offers Heavy Duty Two Bolt Standing Seam Supports for heavy duty jobsite solutions! Screws and loop clips sold separately.

Item #	Description	Unit	Wt (lb)
2475	Heavy Duty Standing Seam Conductor Support; stainless steel & copper; 2-bolt; fits up to 1" wide standing seam or beam; fits Class I & Class II lightning protection conductors	EA	0.40



Item #2475

**Economy** (LP-SPT-ECO)

allG offers Economy Standing Seam Supports for your jobsite solutions!

Item #	Description	Unit	Wt (lb)
2472-516	Support Clamp; Brass; Fits seams up to 5/16" wide with 5/32" hole; Screws & loop clips sold separately	EA	0.11
2472-12	Support Clamp; Brass; Fits seams up to 1/2" wide with 5/32" hole; Screws & loop clips sold separately	EA	0.11
A2472-316	Standing Seam Clip; Aluminum; Fits seams up to 3/16" wide; Includes vinyl safety tip; Clip accepts standard tek screw & loop clip; Screws & loop clips sold separately	EA	0.06
A2472-12	Standing Seam Clip; Aluminum; Fits flanges up to 1/2" wide with 5/32" hole; Screws & loop clips sold separately	EA	0.05
A2472-S5E	Standing Seam Clip; Aluminum; Fits seams up to .30" wide; 1.18" x .98" x 1.97"; Model S-5-E with M10 holes; Screws & loop clips sold separately	EA	0.25
A2472-S5U-M	Standing Seam Clip; Mini; Aluminum; Fits seams up to 0.40" wide; 1.5" x 1.5" x 1.18"; Model S-5-U Mini with M8 holes; Screws & loop clips sold separately	EA	0.25
A2472-S5N-M	Standing Seam Clip; Mini; Aluminum; Fits seams up to 0.56" wide; 1.69" x 1.57" x 1.18"; Model S-5-N Mini with M8-1.25" holes; Screws & loop clips sold separately	EA	0.28



Item #2472-516

**Universal** (LP-SPT-UNI)

allG offers Universal Standing Seam Supports for your jobsite solutions! Screws and loop clips sold separately.

Item #	Description	Unit	Wt (lb)
A2473-58	Standing Seam Channel Clip; Aluminum; Fits seams up to 5/8" wide; Clip accepts standard Tek screw & loop clip; Screws & loop clips sold separately	EA	0.05
A2473-118	Standing Seam Channel Clip; Aluminum; Fits seams 5/8" to 1-1/8" wide; Clip accepts standard Tek screw & loop clip; Screws & loop clips sold separately	EA	0.15




Item #A2473-58


**Center Mount** (LP-SPT-CM)

allG offers Center Mount Standing Seam Supports for your jobsite solutions! Screws and loop clips sold separately.

Item #	Description	Unit	Wt (lb)
A2473-2S-58	Standing Seam Channel Clip; Aluminum; Fits seams up to 5/8" wide; Clip accepts standard Tek screw & loop clip; Bolts are on both sides for centering; Screws & loop clips sold separately	EA	0.06
A2473-2S-118	Standing Seam Channel Clip; Aluminum; Fits seams 5/8" to 1-1/8" wide; Clip accepts standard Tek screw & loop clip; Bolts are on both sides for centering; Screws & loop clips sold separately	EA	0.20



Item #A2473-2S-58



Item #A2473-2S-118

## Lightning Protection

### Cable Guards - PVC & Copper (GC-CONSP-09)

allG offers PVC and Copper Cable Guards that provide an excellent means of concealing and protecting lightning conductors and cables. Available in a variety of colors and styles.

Item #	Description	Unit	Wt (lb)
2631	PVC Cable Guard; 3/4" ID x 8' length; Molded; UL V0-94 compliant; White	EA	0.96
2632	PVC Cable Guard; 3/4" ID x 8' length; Molded; UL V0-94 compliant; Ivory	EA	0.96
2633	PVC Cable Guard; 3/4" ID x 8' length; Molded; UL V0-94 compliant; Red	EA	0.96
2634	PVC Cable Guard; 3/4" ID x 8' length; Molded; UL V0-94 compliant; Brown	EA	0.96
2635	PVC Cable Guard; 3/4" ID x 8' length; Molded; UL V0-94 compliant; Gray	EA	0.96
2635-112	PVC Cable Guard; 1-1/2" ID x 8' length; Molded; UL V0-94 compliant; Gray	EA	2.12
2650-34	PVC Pipe Cable Guard; 3/4" x 10'; Gray; Includes (5) one hole stainless steel straps & anchors for securing to wall	EA	2.41
2650-1	PVC Cable Guard; 10' x 1" wide; Gray; Includes (3) one hole stainless steel straps & anchors for securing to wall	EA	3.41



Item #2635



Item #2650-12 (less hardware kit)

### Residential Main Electrical Service Surge Protection Device

(LP-TVSS-18)

allG offers Residential Main Electrical Service Surge Protection Devices (SPD) that meet UL 1449 3rd Edition requirements

Item #	Description	Unit	Wt (lb)
THOR-120/240-IU	The allG Thor Systems Surge Protection Device; 120/240 single phase 3 wire; Inside unit; Meets UL 1449 3rd Edition	EA	2.00
THOR-120/240-WTU	The allG Thor Systems Surge Protection Device; 120/240 single phase 3 wire; Weather tight; Outside unit; Meets UL 1449 3rd Edition	EA	2.00
THOR-FMP	Flush Mount Plate to fit allG's THOR-120/240-IU Surge Protection Device	EA	0.40



Item# THOR-120/240-IU



Typical Application

### Commercial Main Electrical Service Surge Protection Device (LP-TVSS-19)

allG offers Commercial Main Electrical Service Surge Protection Devices (SPD) that meet UL 1449 3rd Edition requirements.

Item #	Description	Unit	Wt (lb)
120208-3	SPD Panel Unit; 3 phase 120/208V, 4W+G, 50ka per phase; Meets or exceeds UL 1449	EA	2.00
120240-1	SPD Panel Unit; Single phase 120/240V; 3W+G split; 50ka per phase	EA	2.00
120240-3D	SPD Panel Unit; 3 phase 120/240V; 4W+G Delta; 50ka per phase	EA	2.00
277480-3	SPD Panel Unit; 3 phase; 277/480V; 4W+G, 50ka per phase	EA	2.00
480-3D	Emerson SPD Panel Unit; 3 Phase 480V, 3W+G Delta, 50ka per Phase	EA	2.00
480-3D-SPDee	SPDee SPD Panel Unit; 3-Phase 480V; 3W+G Delta; 50ka per phase; UL listed	EA	N/A



Item# 120208-3

**Equipment Panel/Dedicated Circuit Surge Protection Device** (LP-TVSS-EPDC)

allG offers Electrical Panel/Dedicated Circuit Surge Protection Devices (SPD) that meet UL 1449 3rd Edition requirements.

Item #	Description	Unit	Wt (lb)
DTK-120HW	Equipment Panel/Dedicated Circuit Surge Protector	EA	0.50



Item #DTK-120HW


**Coaxial & Cable Television Protectors** (LP-TVSS-04)

allG offers Coaxial and Cable Television Protectors that provide a cost-effective means of protecting equipment from surge voltage damage. These devices are designed to protect the coax connected equipment from sudden surges or lightning strikes.

Item #	Description	Unit	Wt (lb)
IS-75F-C1	Polyphaser Broadband Coaxial Protector	EA	0.10
IS-B50LN-C0	Polyphaser Broadband Coaxial Protector (Replacemnt for IS-B50LN-C1)	EA	0.30
AGXZ+15FTF-A	Coaxial Lightning Protector; configured with TNC female connectors for RF operating between 0 to 50 MHz; 15 vdc pass	EA	0.50
IX-1T	PolyPhaser Single Pair Telephone Cable Protector; replaced IS-SPTL with IX-1T, same unit	EA	0.20
IX-2T	PolyPhaser Dual Pair Telephone Cable Protector	EA	0.30
MDS+24-F-F	PolyPhaser Satellite System Protector; 24 Vdc; 75 ohm configured with F female connectors for 300 MHz to 2.5 GHz signals	EA	0.50
APG-BNFM-090	Gas Tube Arrestor; 90V; 45-2170 MHz, with interface types N female bulkhead & N male	EA	0.35



Item# 4030



Item# IS-B50LN-C1

**Plug Strips - Outlet Surge Protectors** (LP-TVSS-07)

allG offers Surge Protectors for DSL, satellite systems, cable televisions, and home audio/video systems. Please see chart below to protect all of your electronics!

Item #	Description	Unit	Wt (lb)
M2	Max 2 Multiline Use AC ProtectionModel MD2	EA	0.65
M2A20	Max 2 Single Outlet 20-Amp High Surrent Protection	EA	0.78
M2C	Max 2 Coax, Use Audio/Video ProtectionModel MD2-C	EA	0.65
M2T	Max 2 Tel Home/Office ProtectionModel MD2-TL	EA	0.65
M4-EX	6 Outlet Standard Surge Suppressor Plug Strip	EA	3.50
M8-EX	Panamax Premium 8 Outlet Surge Suppressor Plug Strip	EA	3.50
M8-AV	Panamax 8 Outlet Home Entertainment Plug Strip with Automatic Voltage Monitoring 3 Universal Connectors for Cable, Satellite and Antenna	EA	4.00
M8AVPRO	Premium Panamax 8 Outlet Home Entertainment Plug Strip with Automatic Voltage Monitoring, 2 Telephone Lines, 3 Universal Connectors for Cable, Satellite and Antenna (HDTV)	EA	4.00



Item# M2A20



### Copper Globes (LP-ORN-CB)

allG offers beautiful Copper Globes that will enhance any lightning protection system, both commercial and residential. Please note each globe purchased requires (2) allG Part #5850-\* to hold their position on the air terminal.

Item #	Description	Unit	Wt (lb)
5890-304P	Large and Small Ornamental Globe Set; Set of two: (1) 2" & (1) 4" diameter polished copper; Must be purchased by the set	EA	0.40



### Glass Globes (LP-ORN-GB)

allG offers beautiful Glass Globes that will enhance any lightning protection system, both commercial and residential. With the colors available, you can mix and match to bring beauty and functionality to your protection components. Please note each globe purchased requires (2) allG Part #5850-\* to hold their position on the air terminal. These beautiful glass globes measure 4-1/2" in diameter and include 5/8" copper or aluminum end caps.

Item #	Description	Unit	Wt (lb)
5805-AMETHYST	Ornamental Glass Globe; 4" diameter; Fits 1/2" or 5/8" air terminals/rods; Amethyst	EA	0.04
5805-BLUE	Ornamental Glass Globe; 4" diameter; Fits 1/2" or 5/8" air terminals/rods; Blue	EA	0.04
5805-COBALT	Ornamental Glass Globe; 4" diameter; Fits 1/2" or 5/8" air terminals/rods; Cobalt	EA	0.04
5805-GREEN	Ornamental Glass Globe; 4" diameter; Fits 1/2" or 5/8" air terminals/rods; Green	EA	0.04
5805-AMBER	Ornamental Glass Globe; 4" diameter; Fits 1/2" or 5/8" air terminals/rods; Amber	EA	0.04
5805-RED	Ornamental Glass Globe; 4" diameter; Fits 1/2" or 5/8" air terminals/rods; Red	EA	0.04
5805-WHITE	Ornamental Glass Globe; 4" diameter; Fits 1/2" or 5/8" air terminals/rod; White	EA	0.04
A5805-COBALT	Ornamental Glass Globe; 4-1/2" in diameter; Includes aluminum end caps; Cobalt blue	EA	1.50
A5805-EMERALD	Ornamental Glass Globe; 4" diameter; Includes aluminum end caps; Green	EA	1.50
A5805-RUBY	Ornamental Glass Globe; 4" diameter; Includes aluminum end caps; RED	EA	1.50
A5805-WHITE	Ornamental Glass Globe; 4" diameter; Includes aluminum end caps; White	EA	1.50



Various Colors of Copper Glass Globes

### Ornamental Support Rings (LP-ORN-SUP)

allG offers Ornamental Support Rings to hold the position of the ornamental globes on the air terminals. Each globe purchased requires (2) support rings; one for the top and one for the bottom. These support rings prevent movement of the ornamental globes due to wind, gravity, hail, etc.

Item #	Description	Unit	Wt (lb)
5850-12	Support Ring for Decorative Globes; Brass; For 1/2" air terminal	EA	0.15
5850-38	Support Ring for Decorative Globes; Brass; For 3/8" air terminal	EA	0.15
5850-58	Support Ring for Decorative Globes; Brass; For 5/8" air terminal	EA	0.10
A5850-12	Support Ring for Decorative Globes; Aluminum; For 1/2" air terminal	EA	0.05
A5850-58	Support Ring for Decorative Globes; Aluminum; For 5/8" air terminal	EA	0.04



Item #5850-12




Item #A5850-58

**Weathervanes** (LP-ORN-WV)

allG offers beautiful Weathervanes available in a variety of sizes and finishes. Each weathervane includes Assembly Rod, Directional Set, and Spacer Globes (see photo to right). Able to withstand a direct strike, these weathervanes are sure to compliment any structure, residential or commercial. Contact allG today to get yours!

Item #	Description	Unit	Wt (lb)
5890-510	Rooster Weathervane; Black 22" H x 19" W	EA	3.25
5890-511	Prancer Horse Weathervane; Black; 23" H x 19" W	EA	2.63
5890-512	German Shorthair Dog Weathervane; Black 21" H x 19" W	EA	2.88
5890-513	English Setter Dog Weathervane; Black; 22" H x 19" W	EA	2.88
5890-514	Scottie Dog Weathervane; Black; 23" H x 19" W	EA	2.88
5890-515	Great Dane Dog Weathervane; Black; 24" H x 19" W	EA	2.50
5890-516	Bull Weathervane; Black; 23" H x 19" W	EA	3.88
5890-517	Quail Weathervane; Black; 22" H x 19" W	EA	2.75
5890-518	Eagle Weathervane; Black; 27" H x 19" W	EA	3.13
5890-518P	Parrotic Eagle Weathervane; White; 27" H x 19" W	EA	3.13
5890-519	Poodle Dog Weathervane; Black; 23" H x 19" W	EA	2.88
5890-520	Sailboat Weathervane; Black 25" H x 19" W	EA	2.75
5890-521	Bred Horse Weathervane; Black; 24" H x 19" W	EA	2.63
5890-524	Wabash Train Weathervane; Black 22" H x 19" W	EA	2.88
5890-525	Bucking Bronco Weathervane; Black; 24" H x 19" W	EA	2.88
5890-526	Duck Weathervane; Black; 28" H x 19" W	EA	3.75
5890-527	Roadster Car Weathervane; Black; 23" H x 19" W	EA	3.88
5890-528	Girl With Umbrella Weathervane; Black; 26" H x 19" W	EA	3.13
5890-529	Golfer Weathervane; Black 28" H x 19" W	EA	2.75
5890-530	Centaur Weathervane; Gold; 28" H x 19" W	EA	3.13
5890-531	Doctor, Horse and Buggy Weathervane; Black; 27" H x 19" W	EA	2.63
5890-534	Race Horse With Jockey Weathervane; Black; 22" H x 19" W	EA	2.88
5890-535	Sheep Weathervane; Black; 22" H x 19" W	EA	3.50
5890-536	Cow Weathervane; Black; 23" H x 19" W	EA	3.13
5890-537	Bass Weathervane; Black 25" H x 19" W	EA	4.82
5890-539	Canada Goose Weathervane; Black 25" H x 19" W	EA	15.00
5890-561	Sailfish Weathervane; Black; 28" H x 19" W	EA	2.75
5890-562	Shriner Weathervane; Black; 26" H x 19" W	EA	4.13
5890-563	Razorback Hog Weathervane; Red; 22" H x 19" W	EA	2.88
5890-564	Red Fox Weathervane; Red; 23" H x 19" W	EA	2.75
5890-566	Shepherd Dog Weathervane; Black; 25" H x 19" W	EA	3.50
5890-567	Bi-Plane Weathervane; Black; 21" H x 19" W	EA	2.80
5890-568	Kansas Jayhawk Weathervane, Black; 24" H x 19" W	EA	3.50
5890-571	Nebraska Cornhusker Weathervane; Black; 25" H x 19" W	EA	3.13
5890-572	Flying Pheasant Weathervane; Black; 33" H x 19" W	EA	5.38
5890-573	Witch On A Broom Weathervane; Black; 50" H x 32" W	EA	19.38
5890-574	Pheasant Weathervane; Black; 24" H x 19" W	EA	2.88
5890-576	Whitetail Deer Weathervane; Black 24" H x 19" W	EA	3.13
5890-580PA	Horse with Arrow Weathervane; Polished copper; 45" L x 18" H	EA	21.00
5890-611SP	Small Arrow Weathervane; Polished copper; 23" L x 15" H	EA	11.00
5890-616P	Jumbo Barn Rooster Weathervane; Polished copper; 37" L x 32" H	EA	40.00
5890-667P	American Flag Weathervane; Polished copper; 31" L x 15" H	EA	16.00
5890-742	Victoria Finial; Polished copper; 27"	EA	9.00
5890-743	Victoria Finial; Polished copper; 39"	EA	17.00
5890-9509VI	Pelican Weathervane; Blue verde copper; 26" L x 44" H x 26" wingspan	EA	10.00
5890-9557PA	Moose Weathervane; Polished copper; With arrow; 24" L x 22" H	EA	13.00
5890-955P	Smithsonian Eagle Weathervane; Polished copper; 23" L x 20" H x 23" wingspan	EA	19.00
5890-955V1	Smithsonian Eagle Weathervane; Blue verde copper; 23" L x 20" H x 23" wingspan	EA	19.00



Item #5890-958P



Assembly Rod, Directional Set, & Spacer Globes

### Ornamental Vanes (LP-ORN-VANES)

allG offers beautiful Ornamental Vanes that will enhance any lightning protection system, both commercial and residential; providing beauty and functionality to your protection components. While able to withstand a direct strike, they also add a decorative element to your structure and still keep you protected.

Item #	Description	Unit	Wt (lb)
5815-107	N.S.E.W. Compass Set Directional Vane; Gold	EA	0.63
5815-105	Solid Arrow Vane; 19"; Gold	EA	0.40



### Finials - Rounded Hollow Decorative (LP-ORN-FIN-03)

allG offers beautiful Hollow Finials that will enhance any lightning protection system. These finials are able to withstand a direct strike, but are lightweight and economical. They are easy to install and have a beautiful rounded "bell" to add elegance to your roofline. With different sizes available, you are sure to enhance your structure with these one-of-a-kind jewels.

Item #	Description	Unit	Wt (lb)
5860-25-PC	Hollow Finial; Polished copper; 25" with 3/8" solid copper air terminal; Base sold separately	EA	2.75
5860-38-PC	Hollow Finial; Polished copper; 38" with 1/2" solid copper air terminal; Base sold separately	EA	3.98
5860-50-PC	DISCONTINUED Hollow Finial; Polished copper; 50" with 1/2" solid copper air terminal; Base sold separately	EA	5.30



Various sizes of copper finials

### Finials - Round Solid Decorative (LP-ORN-FIN-01)

Item #	Description	Unit	Wt (lb)
5860-16-12	Solid Finial; Bronze; 16" tall; Largest section is 2.25" diameter; 1/2" internal threads for mounting	EA	3.00
5860-27	Solid Finial; Bronze; 27" tall; Largest section is 4.5" diameter; 1/2" internal threads for mounting; MUST use a 5860-BASE-4 for mount support (sold separately)	EA	20.00
5860-48	Solid Finial; Bronze; 48" tall; Largest section is 9" diameter; 1" diameter x 24" length mounting rod; 1" collar for mounting; MUST use a 5860-BASE-6 for mount support (sold separately)	EA	61.80
5860-16-12T	Solid Finial; Tinned bronze; 16" tall; Largest section is 2.25" diameter; 1/2" internal threads for mounting	EA	5.06
5860-27T	Solid Finial; Tinned bronze; 27" tall; Largest section is 4.5" diameter; 1/2" internal threads for mounting; MUST use a 5860-BASE-4 for mount support (sold separately)	EA	21.49
5860-48T	Solid Finial; Tinned bronze; 48" tall; Largest section is 9" diameter; 1" diameter x 24" length mounting rod; 1" collar for mounting; MUST use a 5860-BASE-6 for mount support (sold separately)	EA	65.00
A5860-16-12	Solid Finial; Aluminum; 16" tall; 2.25" diameter at largest section; 1/2" internal threads for mounting	EA	1.00
A5860-27	Solid Finial; Aluminum; 27" tall; Largest section is 4.5" diameter; Includes internal 1/2" threads for mounting; MUST use A5860-BASE-4 for mount support (sold separately)	EA	9.00
A5860-48	Solid Finial; Aluminum; 48" tall; Largest section is 9" diameter; 1" diameter x 24" length mounting rod attached; 1" collar for mounting; MUST use a A5860-BASE-6 for mount support (sold separately)	EA	21.92



Items 5860-16-12T, 5860-16-12

### Finials - Flat Sided Solid Decorative (LP-ORN-FIN-02)

Item #	Description	Unit	Wt (lb)
5863-30	Solid Finial; cast bronze; 30" tall; largest section is 4.5" in diameter; 1/2" threaded mounting rod; includes stainless steel nut & washer	EA	12.00
5863-30T	Solid Finial; tinned cast bronze; 30" tall; largest section is 4.5" in diameter; 1/2" threaded mounting rod; includes stainless steel nut & washer	EA	13.00

### 4" Decorative Bases (LP-ORN-DB-01)

An allG 4" decorative base is required to mount 27" solid decorative finials.

Item #	Description	Unit	Wt (lb)
5860-BASE-4	Support Base; Decorative copper; 4" x 4"; For 27" bronze finials	EA	1.93
A5860-BASE-4	Support Base; for 27" aluminum finials; 4" x 4"; decorative aluminum	EA	0.62



Item# 5860-BASE-4



### 6" Decorative Bases (LP-ORN-DB-02)

allG offers 6" Decorative Bases is required to mount 48" solid decorative finials.

Item #	Description	Unit	Wt (lb)
5860-BASE-6	Support Base; Decorative copper; 6" x 6"; For 48" bronze finials	EA	4.11
A5860-BASE-6	Support Base; For 48" aluminum finials; 6" x 6"; decorative aluminum	EA	1.33



Item# 5860-BASE-6

### Snap Clips (LP-SPT-08)

allG offers Snap Clip Conductor Supports that provide an easy attachment of conductors to the flanges of structural shapes. See item descriptions for ranges of flange and conductor sizes.

Item #	Description	Unit	Wt (lb)
2480-SC2C	Caddy Snap Clip; Flange conductor support; Fits flanges 1/16" thru 3/16" thick & conductors 0.375 thru 0.437 OD	EA	0.01
2480-SC4D	Caddy Snap Clip; Flange conductor support; Fits flanges 3/16" thru 9/32" thick & conductors 0.468 thru 0.562 OD	EA	0.01
2480-SC8D	Caddy Snap Clip; Flange conductor support; Fits flanges 5/16" thru 1/2" thick & conductors 0.472 thru 0.551 OD	EA	N/A



Item #2480-SC2C

### Wire - Guy (LP-OVHD-WIRE1)

allG offers Guy Wire designed to add stability to free-standing structures.

Item #	Description	Unit	Wt (lb)
4886-38G	Guy Wire; EHS galvanized; 3/8"; 7-strand; 0.120 diameter; 273 lbs/1000 feet	FT	0.27
4886-716G	Guy Wire; EHS galvanized; 7/16"; 7-strand; 0.145 diameter; 399 lbs/1000 feet	FT	0.40
4886-12G	Guy Wire; EHS galvanized; 1/2"; 7-strand; 0.165 diameter; 517 lbs/1000 feet	FT	0.52
4886-58G	Guy Wire; EHS galvanized; 5/8"; 19-strand; 0.125 diameter; 796 lbs/1000 feet	FT	0.80
4886-78G	Guy Wire; EHS galvanized; 7/8"; 9-strand; 0.177 diameter; 1581 lbs/1000 feet	FT	1.58



Item# 4886-12G

### Copper Conductors (LP-OVHD-COND-C1-1.3)

Item #	Description	Unit	Wt (lb)
CCSW-2	Overhead Lightning Protection Conductor; Copper clad steel; #2; 7-strand of #10; 0.306 overall diameter; Weighs 203.7 lbs/1000'	FT	0.20
CCSW-1	Overhead Lightning Protection Conductor; Copper clad steel; #1; 7-strand of #8; 0.385 overall diameter; Weighs 323.9 lbs/1000'	FT	0.32
CCSW-1/0	Overhead Lightning Protection Conductor; Copper clad steel; 1/0; 7-strand of #7; 0.433 overall diameter; Weighs 408.4 lbs/1000'	FT	0.41
CCSW-250	Overhead Lightning Protection Conductor; Copper clad steel; 250 MCM; 19-strand of #9 AWG; 40% soft drawn ground conductor; Weighs 700 lbs/1000'; 0.572" overall diameter	FT	0.70



Item# CCSW-2

### Shackles (LP-OVHD-SHACKLE)

allG offers Screw & Bolt Pin Anchor Shackles that are heat-treated and have loads based on a safety factor of 6-to-1. The size, working load limit, and trademark are permanently marked on all shackles.

Item #	Description	Unit	Wt (lb)
4891-12G-BP	Crosby Shackle; 1/2" galvanized; Screw pin type; 2-ton work load limit	EA	0.77
4891-58G-BP	Crosby Shackle; Galvanized; 5/8"; Screw pin; 3.25 ton work load limit	EA	1.51
4891-34G-BP	Crosby Shackle; Galvanized; 3/4"; Screw pin; 4.75 ton work load limit	EA	2.46
4891-38G-SPIM	Screw Pin Safety Anchor Shackle; Galvanized; 3/8"; 1 ton work load limit	EA	0.30



Bolt Pin Shackles



Screw Pin Shackles

## Lightning Protection

### Thimbles (LP-OVHD-THIMBLE)

allG offers Wire Rope Thimbles that have a galvanized finish and are recommended for light duty applications. Made in the USA.

Item #	Description	Unit	Wt (lb)
4894-38G	Wire Rope Thimble; 3/8"; Galvanized; Standard duty open pattern; MADE in USA	EA	0.09
4894-12G	Wire Rope Thimble; 1/2"; Galvanized; Standard duty closed; MADE in USA	EA	0.17
4894-58G	Wire Rope Thimble; 5/8"; Galvanized; Standard duty closed; MADE in USA	EA	0.30
4894-34G	Wire Rope Thimble; 3/4"; Galvanized; Standard duty closed; MADE in USA	EA	0.40



Item #4894-34G

### Turnbuckles (LP-OVHD-TBUCKLE)

allG offers Drop Forged Turnbuckles with maximum load ratings based on a straight vertical lift in a gradually increasing manner. These turnbuckles meet the performance requirements of ASTM Specification F1145-92 Type 1 Grade 1. Made in the USA.

Item #	Description	Unit	Wt (lb)
4890-129G	Jaw & Eye Turnbuckle; Galvanized; 1/2" threads x 9" body; 6" of adjustemt; 2200 lb max load limit; MADE in USA	EA	1.99
4890-1212G	Jaw & Eye Turnbuckle; Galvanized; 1/2" threads x 12" body; 9" of adjustemt; 2200 lb max load limit; MADE in USA	EA	2.25
4890-589G	Jaw & Eye Turnbuckle; Galvanized; 5/8" threads x 9" body; 6" of adjustemt; 3500 lb max load limit; MADE in USA	EA	3.28
4890-5812G	Jaw & Eye Turnbuckle; Galvanized; 5/8" threads x 12" body; 9" of adjustemt; 3500 lb max load limit; MADE in USA	EA	4.02
4890-349G	Jaw & Eye Turnbuckle; Galvanized; 3/4" threads x 9" body; 6" of adjustemt; 5200 lb max load limit; MADE in USA	EA	5.23
4890-3412G	Jaw & Eye Turnbuckle; Galvanized; 3/4" threads x 12" body; 9" of adjustment; 5200 lb max load limit; MADE in USA	EA	6.03



Item #4890-1212G

### Rope Clips (LP-OVHD-RPCLIP)

allG offers Wire Rope Clips that feature the "Chicago" trademark embossed on all forged steel clip bases. This identification symbolizes rope clips manufactured to rigid specifications. Component parts are galvanized. Made in the USA.

Item #	Description	Unit	Wt (lb)
4892-38G	Wire Rope Clip; 3/8"; Galvanized malleable iron; Fits up to (2) 7/16" (0.4375) diameter wires; MADE in USA	EA	0.19
4892-12G	Wire Rope Clip; 1/2"; Galvanized malleable iron; Fits up to (2) 1/2" (0.500) diameter wires; MADE in USA	EA	0.33
4892-58G	Wire Rope Clip; 5/8"; Galvanized malleable iron; Fits up to (2) 5/8" (0.625) diameter wires; MADE in USA	EA	0.56
4892-34G	Wire Rope Clip; 3/4"; Galvanized malleable iron; Fits up to (2) 3/4" (0.75) diameter wires; MADE in USA	EA	0.81
4892-78G	Wire Rope U-Bolt Clip; 7/8"; Galvanized malleable iron; Fits up to (2) 7/8" (0.875) diameter wires; MADE in USA	EA	1.40
4892-1G	Wire Rope Clip; 1"; Galvanized malleable iron; Fits up to (2) 1" diameter wires; MADE in USA	EA	N/A



Item #4892-12G

### Eye Nuts (LP-OVHD-EYENUT)

allG offers Drop Forged Eye Nuts with loads based on a safety factor of 5-to-1. They are drilled and tapped standard. Made in the USA.

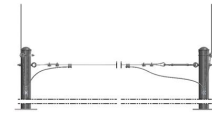
Item #	Description	Unit	Wt (lb)
4893-12G	Eye Nut; Hot dip galvanized; 1/2 - 13; 2200 lb capacity rating; MADE in USA	EA	0.30
4893-58G	Eye Nut; Hot dip galvanized; 3600 lb capacity rating; MADE in USA; 5/8"-11	EA	0.62
4893-34G	3/4 - 10 Hot Dip Galvanized Eye Nut - MADE in USA Capacity Rating: 5200 lbs	EA	1.03



Item #4893-12G

**Lightning Masts** (LP-OVHD-POLES)

Item #	Description	Unit	Wt (lb)
4885-14G	3-1/2" OD x 14' Tall Galvanized Lightning Mast with Base Plate - Includes Post Cap, 24" Tall Lightning Rod and Pipe Base - Base Plate Anchor Bolts NOT Included.	EA	115.00
4885-21G	4-1/2" OD x 21' Tall Galvanized Lightning Mast with Base Plate - Includes Post Cap, 24" Tall Lightning Rod and Pipe Base - Base Plate Anchor Bolts NOT Included.	EA	258.00
4885-20GT	20' Tall x 11ga Galvanized Round Tapered Lightning Mast Pole - Anchor Bolts are Included	EA	140.00
4885-50GT	50' Tall x 11ga Galvanized Round Tapered Lightning Mast Pole - Anchor Bolts are Included	EA	680.00
4885HM-28	3-1/2"OD x 28' Max Height Hinged Lightning Mast	EA	182.00



Item# 4885-14G

**Eye Bolts** (LP-OVHD-EYEBOLT)

allG offers Machine Thread Eye Bolts that feature regular, shoulder, and screw thread. They are drop forged, heat-treated steel eye bolts supplied as standard with a hot galvanized finish. Loads are based on a safety factor of 5-to-1. Made in the USA.

Item #	Description	Unit	Wt (lb)
4889-126G	Eye Bolt; Galvanized; 1/2"-13 x 6"; 3" of threads; Fits 3" OD thru 5-9/16" OD pole; 2200 lb rating capacity; Includes (1) galvanized nut; MADE in USA	EA	0.60
4889-128G	Eye Bolt; Galvanized; 1/2"-13 x 8"; 4" of threads; Fits 4" OD thru 7-9/16" OD pole; 2200 lb rating capacity; Includes (1) galvanized nut; MADE in USA	EA	0.71
4889-1210G	Eye Bolt; Galvanized; 1/2"-13 x 10"; 4" of threads; Fits 6" OD thru 9-9/16" OD pole; 2200 lb rating capacity; Includes (1) galvanized nut; MADE in USA	EA	0.83
4889-1212G	Eye Bolt; Galvanized; 1/2"-13 x 12"; 4" of threads; Fits 8" OD thru 11-9/16" OD pole; 2200 lb rating capacity; Includes (1) galvanized nut; MADE in USA	EA	0.96
4889-586G	Eye Bolt; Galvanized; 5/8"-11 x 6"; 3" of threads; Fits 3"OD thru 5"OD pole; 3500 lb rating capacity; Includes (1) galvanized nut; MADE in USA	EA	0.96
4889-588G	Eye Bolt; Galvanized; 5/8"-11 x 8"; 4" of threads; Fits 4" OD thru 7" OD pole; 3500 lb rating capacity; Includes (1) galvanized nut; MADE in USA	EA	1.28
4889-5812G	Eye Bolt; Galvanized; 5/8"-11 x 12"; 4" of threads; Fits 8" OD thru 11" OD pole; 3500 lb rating capacity; Includes (1) galvanized nut; MADE in USA	EA	1.46
4889-5815G	Eye Bolt; Galvanized; 5/8"-11 x 15"; 6" of threads; Fits 9" OD thru 14" OD pole; 3500 lb rating capacity; Includes (1) galvanized nut; MADE in USA	EA	1.68
4889-5818G	Eye Bolt; Galvanized; 5/8"-11 x 18"; 6" of threads; Fits 12" OD thru 17" OD pole; 3500 lb rating capacity; Includes (1) galvanized nut; MADE in USA	EA	1.95
4889-346G	Eye Bolt; Galvanized; 3/4"-10 x 6"; 3" of threads; Fits 3" OD thru 5" OD pole; 5200 lb rating capacity; Includes (1) galvanized nut; MADE in USA	EA	1.60
4889-348G	Eye Bolt; Galvanized; 3/4"-10 x 8"; 4" of threads; Fits 4" OD thru 7" OD pole; 5200 lb rating capacity; Includes (1) galvanized nut; MADE in USA	EA	1.80
4889-3410G	Eye Bolt; Galvanized; 3/4"-10 x 10"; 4" of threads; Fits 6" OD thru 9" OD pole; 5200 lb rating capacity; Includes (1) galvanized nut; MADE in USA	EA	2.00
4889-3412G	Eye Bolt; Galvanized; 3/4"-10 x 12"; 4" of threads; Fits 8" OD thru 11"OD pole; 5200 lb rating capacity; Includes (1) galvanized nut; MADE in USA	EA	2.33
4889-3415G	Eye Bolt; Galvanized; 3/4"-10 x 15"; 6" of threads; Fits 9" OD thru 14" OD pole; 5200 lb rating capacity; Includes (1) galvanized nut; MADE in USA	EA	2.54
4889-3418G	Eye Bolt; Galvanized; 3/4"-10 x 18"; 6" of threads; Fits 12" OD thru 17" OD pole; 5200 lb rating capacity; Includes (1) galvanized nut; MADE in USA	EA	2.90
4889-3424G	Eye Bolt; Galvanized; 3/4"-10 x 24"; 6" of threads; Fits 18" OD thru 23" OD pole; 5200 lb rating capacity; Includes (1) galvanized nut; MADE in USA	EA	3.69
4888-12-112HDG	Machine Eye Bolt; 1/2" x 1-1/2"; Hot-dipped galvanized; Fully threaded; With shoulder	EA	0.38
9028-1	1/4" x 4" Galvanized Eyebolt with 2-1/2" of Threads includes 1/4" Stainless Hex Nut	EA	N/A



Item #4889-128G

**Wire Markers** (LPOVHD1)

allG offers Tana Wire Markers that are large fiberglass balls that can be attached to power lines and fences to warn aircraft of the location of the wires. Meets FAA specifications and feature easy installation & universal attachment, withstand the elements for over 10 yrs, require no maintenance, do not slip; chafe; oscillate, or cause electrolysis or vibration.

Item #	Description	Unit	Wt (lb)
5800-WM-2412	24" Diameter Tana Wire Marker for 1/2" Cable	EA	9.00



Item# 5800-WM-2412




Alternate view of item# 5800-WM-2412

## Ground Bars - FAA - 1/4" x 4" x 6" Copper with Single Lug Hole (GC-GBAR-07-01)

allG offers 1/4" x 4" x 6" copper Ground Bars with single lug holes and plexiglass covers with various overhangs. Other sizes are available upon request. allG manufactured ground bars meet or exceed UL 467 standards.

Item #	Description	Unit	Wt (lb)
3844	Ground Bar; copper; plexiglass cover "MULTI-POINT GROUND"; with 1/2" overhang; includes insulators & stand-off brackets; 1/4" x 4" x 6"	EA	5.00
3844-3	Ground Bar; copper; plexiglass cover "MULTI-POINT GROUND"; with 1" overhang; includes insulators & stand-off; 1/4" x 4" x 6"	EA	5.00
3846	Ground Bar; copper; plexiglass cover "SINGLE-POINT GROUND"; with 1/2" overhang; includes insulators & stand-off; 1/4" x 4" x 6"	EA	5.00
7000-3844	Ground Bar; copper; (4) 3/8", (4) 5/16", & (4) 1/4" punched holes; BAR ONLY; 1/4" x 4" x 6"	EA	1.90

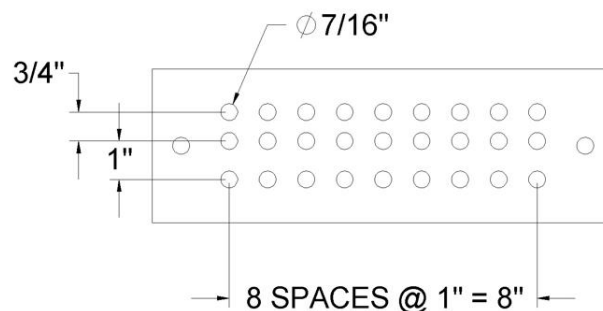


Item #7000-3844

## Ground Bars - FAA - 1/4" x 4" x 12" Copper with Universal Lug (GC-GBAR-07-02)

allG offers 1/4" x 4" x 12" copper Ground Bars with Universal Lugs that are typically specified by the FAA. This bar is available in a "BAR ONLY" version (see chart below). Other sizes available upon request. allG manufactured ground bars meet or exceed UL 467 standards.

Item #	Description	Unit	Wt (lb)
3822-51-12MGP	Ground Bar; Copper; 1/4" x 4" x 12"; (27) 7/16" Punched lug holes on 1" spacing; Fits 3/4", 1", or 1-3/4" lug hole spacing; Includes: Clear, plexiglass cover marked "MAIN GROUND PLATE" in 3/8" black letters, (2) insulators, & (2) standoffs	EA	5.31
3822-51-24MGP	Ground Bar; Copper; 1/4" x 4" x 24"; (63) 7/16" Punched lug holes on 1" spacing; Fits 3/4", 1", or 1-3/4" lug hole spacing; Includes: Clear plexiglass cover marked "MAIN GROUND PLATE" in 3/8" high black letters	EA	9.13
3822-51-12MPG	Ground Bar; Copper; 1/4" x 4" x 12"; (27) 7/16" Punched lug holes on 1" spacing; Fits 3/4", 1", or 1-3/4" lug hole spacing; Includes: Clear, plexiglass cover marked "MULTI-POINT GROUND" in 3/8" black letters with green & orange stripes above & below lettering, (2) insulators, & (2) standoffs	EA	5.31
3822-51-12SPG	Ground Bar; Copper; 1/4" x 4" x 12"; (27) 7/16" Punched lug holes on 1" spacing; Fits 3/4", 1", or 1-3/4" lug hole spacing; Includes: Clear, plexiglass cover marked "SINGLE-POINT GROUND" in 3/8" black letters with yellow & green stripes above & below lettering, (2) insulators, & (2) standoffs	EA	5.31
3822-51-12SUPGP	Ground Bar; Copper; 1/4" x 4" x 12"; (27) 7/16" punched lug holes on 1" spacing; Fits 3/4", 1", or 1-3/4" lug hole spacing; Includes: Clear, plexiglass cover marked "SUPPLEMENTAL GROUND PLATE" in 3/8" black letters with green & orange stripes above & below lettering, (2) insulators, & (2) standoffs	EA	5.31

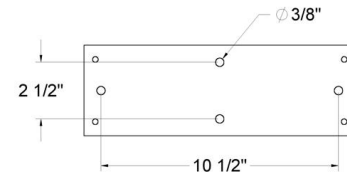


Item #3822-51-12MGP

### Ground Bars - FAA - 1/4" x 4" x 12" Copper with Single Lug Hole (GC-GBAR-07-03)

allG offers Ground Bars - FAA - 1/4" x 4" x 12" Copper with Single Lug Hole. This bar is typically specified by the FAA and available in other sizes upon request. allG manufactured ground bars meet or exceed UL 467 standards.

Item #	Description	Unit	Wt (lb)
3842	Ground Bar; copper; 1/4" x 7" x 15" clear, plexiglass cover "MAIN GROUND PLATE" in 3/8" black letters; (2) insulators; (2) standoffs; 1/4" x 4" x 12"	EA	16.53
7000-3842	Ground Bar, copper; BAR ONLY; 1/4" x 4" x 12"	EA	3.81

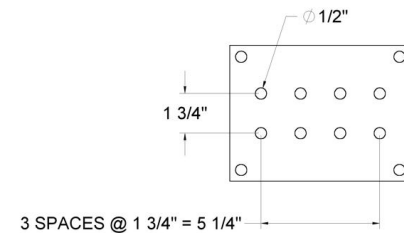


Item# 3842

### Ground Bars - FAA - 1/4" x 6" x 8" Copper with 1-3/4" Lug Hole (GC-GBAR-07-04)

allG offers Ground Bars - FAA - 1/4" x 6" x 8" Copper with 1-3/4" Lug Hole. This bar is typically specified by the FAA and available in other sizes upon request. allG manufactured ground bars meet or exceed UL 467 standards.

Item #	Description	Unit	Wt (lb)
3838-1	Ground Bar; copper; clear covered; 1/4" x 6" x 8" includes insulator mounting kit	EA	6.72
3838-2	Ground Bar; copper; cover marked "MAIN GROUND PLATE"; 1/4" x 6" x 8"	EA	5.66
3838-3	1/4" x 6" x 8" Copper Ground Bar with cover marked "MULTI-POINT GROUND".	EA	5.66
3838-4	1/4" x 6" x 8" Copper Ground Bar with cover marked "SINGLE-POINT GROUND".	EA	5.66
7000-3838	Ground Bar; Copper; 1/4" x 6" x 8"; (8) 1/2" Punched lug holes on 1-3/4" centers & 1-3/4" spacing; (4) 1/2" Mount holes; Bar only	EA	3.70



Item# 3838

## Ground Bars - FAA - 1/4" x 6" x 12" Copper with 1" Lug Hole

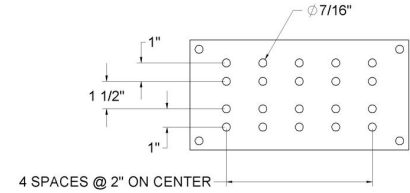
(GC-GBAR-07-05)

allG offers Ground Bars - FAA - 1/4" x 6" x 12" Copper with 1" Lug Hole. This bar is typically specified by the FAA and available in 'bar only' or 'tinned'. allG manufactured ground bars meet or exceed UL 467 standards.

Item #	Description	Unit	Wt (lb)
3832-MHO-12SPG	1/4" x 6" x 12" Copper Ground Bar with Mount Holes Only, one 3875-SUPP insulator mount kit. Includes 1/4" x 8" x 14" green plexiglass cover marked "CAUTION ELECTRONIC SINGLE-POINT	EA	8.55
3832-8-12SUPGP	Ground Bar; Copper; 1/4" x 6" x 12"; (20) 7/16" lug holes; (4) 5/16" mounting holes; Includes: (1) 3875-SUPP insulator mount kit & 1/4" x 8" x 14" clear plexiglass cover marked "SUPPLEMENTAL GROUND PLATE" in 3/8" high black letters with green stripes	EA	8.23
3832-8-12MAIN	Ground Bar; Copper; 1/4" x 6" x 12"; (20) 7/16" lug holes; (4) 5/16" mounting holes; Includes: (1) 3875-SUPP insulator mount kit & 1/4" x 8" x 14" clear plexiglass cover marked "MAIN GROUND PLATE" in 3/8" high black letters with green stripes	EA	8.23
3832-8-12EMPG	Ground Bar; Copper; 1/4" x 6" x 12"; (20) 7/16" lug holes; (4) 5/16" mounting holes; Includes: (1) 3875-SUPP insulator mount kit & 1/4" x 8" x 14" clear plexiglass cover marked "ELECTRONIC MULTI POINT GROUND SYSTEM " in 3/8" high black letters with green and orange stripes	EA	8.25
3832-8-12SPG	Ground Bar; Copper; 1/4" x 6" x 12"; (20) 7/16" lug holes; (4) 5/16" mounting holes; Includes: (1) 3875-SUPP insulator mount kit & 1/4" x 8" x 14" clear plexiglass cover marked "CAUTION ELECTRONIC SINGLE-POINT GROUND" in 3/8" high black letters with green and yellow stripes	EA	8.25
3832-8-12TRANS	Ground Bar; Copper; 1/4" x 6" x 12"; (20) 7/16" lug holes; (4) 5/16" mounting holes; Includes: (1) 3875-SUPP insulator mount kit & 1/4" x 8" x 14" clear plexiglass cover marked "TRANSIENT GROUND PLATE" in 3/8" high black letters with green stripes	EA	8.23
3832-5-20MPG	1/4" x 6" x 20" Copper Ground Bar with clear plexiglass cover marked "MAIN GROUND PLATE" in 3/8" high black letters. Ground Bar with Row of (3) 7/16" Holes spaced 2" apart to fit 3/4", 1" and 1-3/4" Lugs, includes Insulator/Mounting Bracket Kit	EA	12.25
3832-8516-12EMPG	1/4" x 6" x 12" Copper Ground Bar with two 7/16" mounting holes, four 5/16" plexiglass mounting holes, twenty 5/16" lug holes, one 3875-SUPP insulator mount kit. Includes 1/4" x 8" x 14" green plexiglass cover marked "ELECTRONIC MULTI-POINT GROUND " in 3/8" high black letters with orange stripes.	EA	8.25



Item# 3832-8-12mpg

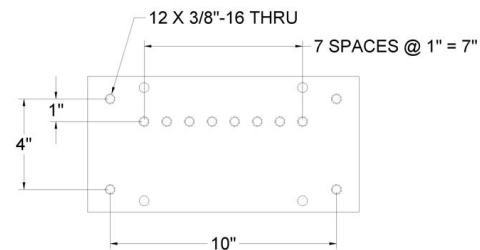


## Ground Bars - FAA - 3/8" x 6" x 12" Copper with 3/8" Tapped

(GC-GBAR-07-06)

allG offers Ground Bars - FAA - 3/8" x 6" x 12" Copper with 3/8" Tapped. This bar is typically specified by the FAA and available in other sizes upon request. allG manufactured ground bars meet or exceed UL 467 standards.

Item #	Description	Unit	Wt (lb)
3835-3BARASSY	Ground Bar Assembly with three ground bars 3/8" x 6" x 12" with plexiglass covers and two splice bars.	EA	36.00
7000-3835-47-12	3/8" x 6" x 12" Copper Ground with twelve 3/8" tapped holes and four 7/16" punched holes.	EA	8.50



Item# 3835-3BARASSY

**Ground Bar Covers - Plexiglass** (GC-GBAR-07-10)

allG offers Plexiglass Ground Bar Covers in a variety of sizes, striping, colors, and mount hole configurations. Other sizes and configurations are available upon request. Contact allG today!

Item #	Description	Unit	Wt (lb)
PGC-14C412-MGP	1/4" x 4" x 12" Clear Plexiglass Cover with two 7/16" mounting holes marked "MAIN GROUND PLATE" in 3/8" high black letters.	EA	0.49
PGC-14C412-MPG	1/4" x 4" x 12" Clear Plexiglass Cover with two 7/16" mounting holes marked "MULTI-POINT GROUND" in 3/8" high black letters with green and orange stripes above and below lettering.	EA	0.49
PGC-14C412-SPG	1/4" x 4" x 12" Clear Plexiglass Cover with two 7/16" Mounting holes marked "SINGLE POINT GROUND" in 3/8" high black letters with green and yellow stripes above and below lettering.	EA	0.49
PGC-14C412-SUPGP	1/4" x 4" x 12" Clear Plexiglass Cover with two 7/16" mounting holes marked "SUPPLEMENTAL GROUND PLATE" in 3/8" high black letters with green and orange stripes above and below lettering.	EA	0.49
PGC-14C41212-MPG	1/4" x 4" x 12-1/2" Clear Plexiglass Cover with (2) 7/16" Mounting Holes Marked: "MULTI POINT GROUND" in 3/8" High Black Letters with Green and Orange Stripes Above and Below Lettering	EA	0.52
PGC-14C41834-MPG	1/4" x 4" x 18-3/4" Clear Plexiglass Cover with (2) 7/16" Mounting Holes Marked: "MULTI POINT GROUND" in 3/8" High Black Letters with Green and Orange Stripes Above and Below Lettering	EA	0.77
PGC-14C424-MGP	1/4" x 4" x 24" Clear Plexiglass Cover with two 7/16" mounting holes marked "MAIN GROUND PLATE" in 3/8" high black letters.	EA	0.91
PGC-14C513-MGP	1/4" x 5" x 13" Clear Plexiglass Cover with two 7/16" mounting holes marked "MAIN GROUND PLATE" in 3/8" high black letters.	EA	0.88
PGC-14C513-MPG	1/4" x 5" x 13" Clear Plexiglass Cover with (2) 7/16" mounting holes marked "MULTI POINT GROUND" in 3/8" high black letters. Green and orange stripes are above and below lettering.	EA	1.30
PGC-14C519-MPGP	1/4" x 5" x 19" Clear Plexiglass Cover with orange and green stipes and four 7/16" mounting holes to fit 3880-2 Bracket. Cover is marked "MULTI- POINT GROUND" in 3/8" high black letters. Requires two 3875-PGC-38 NYLON kits to mount to ground bar. Cover is designed for 3822-151-18 Bar.	EA	1.25
LETTERS-EMPG-38B	3/8" Black Vinyl Letters - ELECTRONIC MULTIPOINT GROUND PLATE	EA	N/A
PGC-14C519-SUPGP	1/4" x 5" x 19" Clear Plexiglass Cover with four 7/16" mounting holes to fit 3880-2 Bracket. Cover is marked "SUPPLEMENTAL GROUND PLATE" in 3/8" high black letters. Requires two 3875-PGC-38 NYLON kits to mount to ground bar. Cover is designed for 3822-151-18 bar.	EA	1.25
PGC-14C519-SPG	1/4" x 5" x 19" Clear Plexiglass Cover with yellow and green stipes and four 7/16" mounting holes to Fit 3880-2 bracket. Cover is marked "SINGLE POINT GROUND" in 3/8" high black letters. Requires two 3875-PGC-38 NYLON kits to mount to ground bar. Cover is designed for 3822-151-18 bar.	EA	1.25
PGC-14C519-MGP	1/4" x 5" x 19" Clear Plexiglass Cover with four 7/16" mounting holes to fit 3880-2 Bracket. Cover is marked "MAIN GROUND PLATE" in 3/8" high black letters. (Requires two 3875-PGC-38 NYLON kits to mount to ground bar. Cover is designed for 3822-151-18 bar.	EA	1.25
PGC-14C525-MGP	1/4" x 5" x 25" Clear Plexiglass Cover with two 7/16" mounting holes marked "MAIN GROUND PLATE" in 3/8" high black letters.	EA	1.30
PGC-14C525-MPG	1/4" x 5" x 25" Clear Plexiglass Cover with two 7/16" mounting holes marked "MULTI POINT GROUND" in 3/8" high black letters. Green and orange stripes are above and below lettering.	EA	1.30
PGC-14C525-SPG	1/4" x 5" x 25" Clear Plexiglass Cover with two 7/16" mounting holes marked "SINGLE POINT GROUND" in 3/8" high black letters. Green and yellow stripes are above and below lettering.	EA	1.28
PGC-14C549-MPG	1/4" x 5" x 49" Clear Plexiglass Cover with (3) 7/16" mounting holes marked "MULTI POINT GROUND" in 3/8" high black letters. Green and orange stripes are above and below lettering.	EA	2.56
PGC-14C614-MGP	1/4" x 6" x 14" Clear Plexiglass Cover with two 7/16" mounting holes marked "MAIN GROUND PLATE" in 3/8" high black letters.	EA	0.92
PGC-14C725-GBB	1/4" x 7" x 25" Clear Plexiglass Cover with two 7/16" mounting holes. Designed to fit Ground Bar 7000-3832-3-24 Cover is marked "GROUND BUS BAR" in 1" high black letters. Uses 3875-13 Mounting Kit to mount bar/plexiglass. Mounting Kit Sold Separatly	EA	1.58
PGC-14C814-MGP	Plexiglass Cover; Clear; 1/4" x 8" x 14"; (4) 5/16" mounting holes with Green Stripes; Marked "MAIN GROUND PLATE" in 3/8" high black letters	EA	1.15
PGC-14C814-EMPGS	Plexiglass Cover; 1/4" x 8" x 14"; (4) 5/16" mounting holes; Clear with orange and green stipes and; Marked "ELECTRONIC MULTI-POINT GROUND SYSTEM" in 3/8" high black letters	EA	1.15
PGC-14C814-SPG	Plexiglass Cover; Clear with yellow & green stipes; (4) 5/16" mounting holes; Marked "CAUTION ELECTRONIC SINGLE POINT GROUND" in 3/8" high black letters; 1/4" x 8" x 14"	EA	1.15
PGC-14C814-SUPGP	Plexiglass Cover; Clear with green stipes; (4) 5/16" mounting holes; Marked "SUPPLEMENTAL GROUND PLATE" in 3/8" high black letters; 1/4" x 8" x 14"	EA	1.10
PGC-14C814-TRANS	1/4" x 8" x 14" Clear Plexiglass Cover with green stipes and four 5/16" mounting holes. Cover is marked "TRANSIENT GROUND PLATE" in 3/8" high black letters.	EA	1.10
PGC-14C814-4MH316	8" x 14" x 1/4" Clear Plexiglass Cover with (4) 3/16" (.1875) Mount Holes. All Corners have .25" Radius; no lettering	EA	N/A
PGC-14C822-MGP	1/4" x 8" x 22" Clear Plexiglass Cover with (2) 7/16" mounting holes. Cover is marked	EA	1.90



Item# PGC-14C412-MPG

"MAIN GROUND PLATE" in 3/8" high black letters.			
PGC-14G814-MGP	Plexiglass Cover; Green; 1/4" x 8" x 14"; (4) 7/16" mounting holes; Marked "MAIN GROUND PLATE" in 3/8" high white letters	EA	1.10
PGC-14G814-MPGP	Plexiglass Cover; Green; 1/4" x 8" x 14"; (4) 7/16" mounting holes; Marked "MULTI-POINT GROUND SYSTEM" in 3/8" high white letters; Orange stripes	EA	1.10
PGC-14G814-SPGP	Plexiglass Cover; Green; 1/4" x 8" x 14"; (4) 7/16" mounting holes; Marked "CAUTION ELECTRONIC SINGLE POINT GROUND" in 3/8" high white letters; Yellow stripes	EA	1.10
PGC-14G814-EMPG	Plexiglass Cover; Green; 1/4" x 8" x 14"; (4) 5/16" mounting holes; Marked "ELECTRONIC MULTI-POINT GROUND" in 3/8" high black letters; Orange stripes	EA	1.10
PGC-14G814-SPG	Plexiglass Cover; Green; 1/4" x 8" x 14"; (4) 5/16" mounting holes; Marked "CAUTION ELECTRONIC SINGLE POINT GROUND" in 3/8" high black letters; Yellow stripes	EA	1.10
PGC-14G814-MPG	Plexiglass Cover; Green; 1/4" x 8" x 14"; (4) 5/16" mounting holes; Marked "MULTI-POINT GROUND" in 3/8" high black letters; Orange stripes	EA	1.10

### Ground Bar Covers - FAA - NEXCOM (GC-GBAR-09a)

allG offers Ground Bar Covers specifically fitting FAA standards. The NEXCOM series of these covers come in a multitude of verbiage and are easy to install, while communicating their message. Made in the USA.

Item #	Description	Unit	Wt (lb)
PGC-NEXCOM-MGP	1/4" x 8" x 14" Clear Plexiglass Cover with radius corners (8) green 7/8" wide stipes and four 3/16" mounting holes. Cover is marked "MAIN GROUND PLATE" in 3/8" high black letters.	EA	1.15
PGC-NEXCOM-MPGP	1/4" x 8" x 14" Clear Plexiglass Cover with radius corners (8) orange and (8) green 7/8" wide stipes and four 3/16" mounting holes. Cover is marked "MULTIPOINT GROUND PLATE" in 3/8" high black letters.	EA	1.15
PGC-NEXCOM-SPGP	1/4" x 8" x 14" Clear Plexiglass Cover with radius corners (8) yellow and (8) green 7/8" wide stipes and four 3/16" mounting holes. Cover is marked "SINGLE POINT GROUND PLATE" in 3/8" high black letters.	EA	1.15
PGC-NEXCOM-SUPGP	1/4" x 8" x 14" Clear Plexiglass Cover with radius corners (8) red and (8) green 7/8" wide stipes and four 3/16" mounting holes. Cover is marked "SUPPLEMENTAL GROUND PLATE" in 3/8" high black letters.	EA	1.15

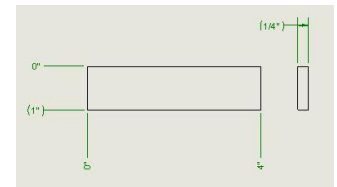


Item #PGC-NEXCOM-MPGP

### Ground Bars - 1/4" x 1" Copper (GC-GBAR-141)

allG offers 1/4" x 1" Ground Bars for your grounding solutions! allG manufactured ground bars meet or exceed UL 467 standards.

Item #	Description	Unit	Wt (lb)
3804-BLANK-10	1/4" x 1" x 10" Blank Copper Bar (No Holes and No Hardware Kit)	EA	0.81
3804-BLANK-12	1/4" x 1" x 12" Blank Copper Bar (No Holes and No Hardware Kit)	EA	0.97
3804-BLANK-18	1/4" x 1" x 18" Blank Copper Bar (No Holes and No Hardware Kit)	EA	1.45
3804-BLANK-24	1/4" x 1" x 24" Blank Copper Bar (No Holes and No Hardware Kit)	EA	1.93
3804-BLANK-30	1/4" x 1" x 30" Blank Copper Bar (No Holes and No Hardware Kit)	EA	2.46
3804-BLANK-36	1/4" x 1" x 36" Blank Copper Bar (No Holes and No Hardware Kit)	EA	2.90
3804-BLANK-72	1/4" x 1" x 72" Blank Copper Bar (No Holes and No Hardware Kit)	EA	5.80
3804-BLANK-96	1/4" x 1" x 96" Blank Copper Bar (No Holes and No Hardware Kit)	EA	7.75
3804-BLANK-120	1/4" x 1" x 120" Blank Copper Bar (No Holes and No Hardware Kit)	EA	9.66
3804-BLANK-144	1/4" x 1" x 144" Blank Copper Bar (No Holes and No Hardware Kit)	EA	11.60

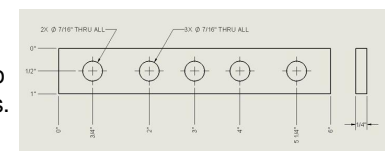


3804-BLANK-4

### Ground Bar - 1/4" x 1" One Row of Lug Holes (GC-GBAR-BAR-06-02)

allG offers all types of specialty Ground Bars, including ground bars with one row of lug holes for various jobsite needs. If you are not finding a ground bar to fit your jobsite need, contact us today to customize your ground bar solutions! allG manufactured ground bars meet or exceed UL 467 standards.

Item #	Description	Unit	Wt (lb)
7000-3804-2MH-1032-40	1/4" x 1" x 40" ground bar with (2) 5/16" mount holes and (38) 10-32 tapped holes. Bar Only.	EA	N/A
7000-3804-1-12	1/4" x 1" x 12" Copper Ground Bar with (8) 5/16" lug holes and (2) 5/16" mount holes.	EA	0.90
7000-3804-19	Ground Bar; Copper; 1/4" x 1" x 19"; (7) 10-32 Tapped holes; No mount holes; Bar only	EA	1.54
7000-3804-19-2MH	Ground Bar; Copper; 1/4" x 1" x 19"; (6) 10-32 Tapped holes; (2) 5/16" Mount holes; Bar only	EA	N/A




7000-3804-1R-6



## Ground Bar - 1/4" x 2"; Accepts 3/4" - 1" Lug Hole Spacing 7/16" Dia. (GC-GBAR-BAR-03-03)

allG offers Ground Bars measuring 1/4" x 2", and accepts 3/4" - 1" Lug Hole Spacing 7/16" diameter. Other sizes are available upon request. allG manufactured ground bars meet or exceed UL 467 standards.

Item #	Description	Unit	Wt (lb)
3812-33-10	Ground Bar; Copper; 1/4" x 2" x 10"; Universal hole pattern with (10) pairs of 7/16" holes for 3/8" lugs; 3/4" to 1" spacings; Includes insulators & brackets	EA	2.34
3812-33-10-6	1/4" x 2" x 10" Universal Ground Bar with 10 Pairs of 7/16" Holes/Slots for 3/8" Lugs with 3/4" to 1" Spacings with 2 Beam Clamps, and 2 Insulators	EA	3.92
3812-33-12	Ground Bar; Copper; 1/4" x 2" x 12"; Universal hole pattern with (13) pairs of 7/16" for 3/8" lugs; 3/4" to 1" spacings; Insulators & brackets	EA	2.50
3812-33-12-6	1/4" x 2" x 12" Universal Ground Bar with 13 Pairs of 7/16" Holes/Slots for 3/8" Lugs with 3/4" to 1" Spacings with 2 Beam Clamps, and 2 Insulators	EA	4.57
3812-33-18	1/4" x 2" x 18" Universal Ground Bar with 22 Pairs of 7/16" Holes/Slots for 3/8" Lugs with 3/4" to 1" Spacings with Insulators and Brackets	EA	3.26
3812-33-20	1/4" x 2" x 20" Universal Ground Bar with 24 pairs of 7/16" holes/slots for 3/8" lugs with 3/4" to 1" spacings with insulators and brackets.	EA	3.50
3812-33-24	1/4" x 2" x 24" Universal Ground Bar with 29 pairs of 7/16" holes/slots for 3/8" lugs with 3/4" to 1" spacings with insulators and brackets.	EA	3.90
3812-33-30	1/4" x 2" x 30" Universal Ground Bar with 36 Pairs of 7/16" Holes/Slots for 3/8" Lugs with 3/4" to 1" Spacings with 3 Insulators and 3 Brackets	EA	5.22
3812-33-36	1/4" x 2" x 36" Universal Ground Bar with 44 Pairs of 7/16" Holes/Slots for 3/8" Lugs with 3/4" to 1" Spacings with 3 Insulators and 3 Brackets	EA	5.90
3812-33-48	1/4" x 2" x 48" Universal Ground Bar with 60 Pairs of 7/16" Holes/Slots for 3/8" Lugs with 3/4" to 1" Spacings with 3 Insulators and 3 Brackets	EA	7.30
7000-3812-33-10	Ground Bar; Copper; 1/4" x 2" x 10"; Universal hole pattern; Bar only	EA	1.24
7000-3812-33-12	Ground Bar; Copper; 1/4" x 2" x 12"; Universal hole pattern with (13) pairs of 7/16" for 3/8" lugs; 3/4" to 1" spacings; Bar only	EA	1.40
7000-3812-33-18	1/4" x 2" x 18" Copper Ground Bar with universal hole pattern - Bar Only	EA	2.16
7000-3812-33-20	1/4" x 2" x 20" Copper Ground Bar with universal hole pattern - Bar Only	EA	2.40
7000-3812-33-24	1/4" x 2" x 24" Copper Ground Bar with universal hole pattern - Bar Only	EA	2.80
7000-3812-33-30	1/4" x 2" x 30" Copper Ground Bar with universal hole pattern - Bar Only	EA	3.52
7000-3812-33-36	1/4" x 2" x 36" Copper Ground Bar with universal hole pattern - Bar Only	EA	4.20
7000-3812-33-48	1/4" x 2" x 48" Copper Ground Bar with universal hole pattern - Bar Only	EA	5.60




Item# 3812-33-10

## Ground Bar - 1/4" x 2" 1" Lug Hole Spacing 7/16" Diameter

(GC-GBAR-BAR-03-02)

allG offers Ground Bars - 1/4" x 2" 1" Lug Hole Spacing 7/16" Diameter. Other sizes are available upon request. allG manufactured ground bars meet or exceed UL 467 standards.

Item #	Description	Unit	Wt (lb)
3812-5-6	1/4" x 2" x 6" Copper Ground Bar with 7/16" Punched Holes 1" Spaced and 1" Apart - Includes 2 Standoffs and 2 Insulators	EA	1.30
3812-5-8	Ground Bar; Copper; 1/4" x 2" x 8"; (12) punched holes; Includes (2) standoffs & (2) insulators	EA	2.20
3812-5-10	1/4" x 2" x 10" Copper Ground Bar with 7/16" Punched Holes 1" Spaced and 1" Apart - Includes 2 Standoffs and 2 Insulators	EA	2.50
3812-5-12	Ground Bar; Copper; 1/4" x 2" x 12"; (20) 7/16" punched holes on 1" spacing; 7/16" mount holes; Includes insulators & standoffs	EA	2.80
3812-5-24	Ground Bar; Copper; 1/4" x 2" x 24"; 7/16" punched holes on 1" spacing; Includes insulators & standoffs	EA	4.50
7000-3812-5-6	Ground Bar; Copper; 1/4" x 2" x 6"; 7/16" punched holes; 1" spaced & 1" apart; Bar Only	EA	0.80
7000-3812-5-8	Ground Bar; Copper; 1/4" x 2" x 8"; (12) punched holes; Bar only	EA	1.10
7000-3812-5-10	1/4" x 2" x 10" Copper Ground Bar with 7/16" punched holes 1" spaced & 1" apart - Bar Only	EA	1.40
7000-3812-5-12	Ground Bar; Copper; 1/4" x 2" x 12"; (20) 7/16" punched holes on 1" spacing; (2) 7/16" mount holes; Bar only	EA	1.70
7000-3812-5-24	1/4" x 2" x 24" Copper Ground Bar with 7/16" punched holes 1" spaced & 1" apart - Bar Only	EA	3.40
7000-3812-5-30	1/4" x 2" x 30" Copper Ground Bar with 7/16" punched holes 1" spaced & 1" apart - Bar Only	EA	4.20
7000-3812-5-36	1/4" x 2" x 36" Copper Ground Bar with 7/16" punched holes 1" spaced & 1" apart - Bar Only	EA	4.90

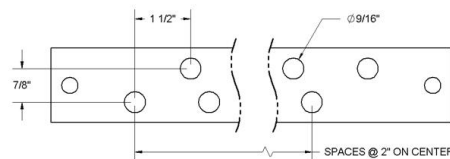


## Ground Bar - 1/4" x 2" 1-3/4" Lug Hole Spacing 9/16" Dia.

(GC-GBAR-BAR-03-01)

allG offers Ground Bars - 1/4" x 2" 1-3/4" Lug Hole Spacing 9/16" Dia. Additional sizes are available upon request. allG manufactured ground bars meet or exceed UL 467 standards.

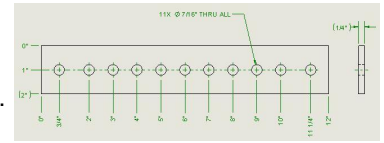
Item #	Description	Unit	Wt (lb)
3812-1-12	1/4" x 2" x 12" Copper Ground Bar with (8) 9/16" holes set at slant to fit (4) lugs with 1-3/4" hole spacing, 2 standoffs, 2 insulators.	EA	3.08
3812-1-24	1/4" x 2" x 24" Copper Ground Bar with (20) 9/16" holes set at slant to fit (10) lugs with 1-3/4" hole spacing, 2 standoffs, 2 insulators.	EA	5.02
3812-1-36	1/4" x 2" x 36" Copper Ground Bar with (32) 9/16" holes set at slant to fit (16) lugs with 1-3/4" hole spacing, 2 standoffs, 2 insulators.	EA	6.96
7000-3812-1-12	1/4" x 2" x 12" Copper Ground Bar with (8) 9/16" holes set at slant to fit lug with 1-3/4" hole spacing - Bar Only	EA	1.93
7000-3812-1-24	1/4" x 2" x 24" Copper Ground Bar with (20) 9/16" holes set at slant to fit lug with 1-3/4" hole spacing - Bar Only	EA	3.86
7000-3812-1-36	1/4" x 2" x 36" Copper Ground Bar with (32) 9/16" holes set at slant to fit lug with 1-3/4" hole spacing - Bar Only	EA	5.79



Item# 3812-1-12

**Ground Bars - 1/4" x 2" One Row of Lug Holes** (GC-GBAR-BAR-03-08)

allG offers all types of specialty Ground Bars, including ground bars with one row of lug holes for various jobsite needs. If you are not finding a ground bar to fit your jobsite need, contact us today to customize your ground bar solutions! allG manufactured ground bars meet or exceed UL 467 standards.



7000-3812-1R-12

Item #	Description	Unit	Wt (lb)
3812-1R-12	1/4" x 2" x 12" Copper Ground Bar with (1) Row of 7/16" Lug Holes on 1" Spacing and (2) 7/16" Mount Holes, 2 standoffs, 2 insulators.	EA	3.00
7000-3812-1R-12	1/4" x 2" x 12" Copper Ground Bar with (1) Row of 7/16" Lug Holes on 1" Spacing and (2) 7/16" Mount Holes - Bar Only	EA	1.80

**Ground Bars - 1/4" x 2" Copper Mount Holes Only** (GC-GBAR-BAR-03-07)

allG offers Ground Bars - 1/4" x 2" Copper Mount Holes Only. Other sizes are available upon request. allG manufactured ground bars meet or exceed UL 467 standards.




Item# 3812-MHO-8

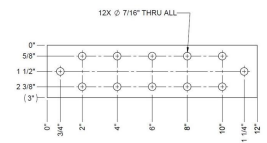
Item #	Description	Unit	Wt (lb)
3812-MHO-6	1/4" x 2" x 6" Copper Ground Bar with Mounting Holes Only (No Lug Holes) - Includes Insulators and Brackets	EA	2.06
3812-MHO-10	1/4" x 2" x 10" Copper Ground Bar with Mounting Holes Only (No Lug Holes). Includes insulators and brackets.	EA	2.70
3812-MHO-12	1/4" x 2" x 12" Copper Ground Bar with Mounting Holes Only (No Lug Holes) - Includes Insulators and Brackets	EA	2.40
3812-MHO-24	1/4" x 2" x 24" Copper Ground Bar with Mounting Holes Only (No Lug Holes) - Includes Insulators and Brackets	EA	4.50
3812-MHO-36	1/4" x 2" x 36" Copper Ground Bar with Mounting Holes Only (No Lug Holes) - Includes Insulators and Brackets	EA	6.30
3822-MHO-12	1/4" x 4" x 12" Copper Ground Bar with Mounting Holes Only (No Lug Holes) - Includes Insulators and Brackets	EA	5.00
3822-MHO-24	1/4" x 4" x 24" Copper Ground Bar with Mounting Holes Only (No Lug Holes) - Includes Insulators and Brackets	EA	8.80
7000-3812-MHO-6	1/4" x 2" x 6" Copper Ground Bar with Mounting Holes Only (No Lug Holes) - Bar Only	EA	0.96
7000-3812-MHO-8	1/4" x 2" x 8" Copper Ground Bar with Mounting Holes Only (No Lug Holes) - Bar Only	EA	1.20
7000-3812-MHO-10	1/4" x 2" x 10" Copper Ground Bar with Mounting Holes Only (No Lug Holes) - Bar Only	EA	1.60
7000-3812-MHO-12	1/4" x 2" x 12" Copper Ground Bar with Mounting Holes Only (No Lug Holes) - Bar Only	EA	3.70
7000-3812-MHO-24	1/4" x 2" x 24" Copper Ground Bar with Mounting Holes Only (No Lug Holes) - Bar Only	EA	7.40
7000-3812-MHO-36	1/4" x 2" x 36" Copper Ground Bar with Mounting Holes Only (No Lug Holes) - Bar Only	EA	5.80
7000-3812-MHO-48	1/4" x 2" x 48" Copper Ground Bar with (3) Mounting Holes Only (No Lug Holes) - Bar Only	EA	7.73
7000-3812-MHO-120	1/4" x 2" x 120" Copper Ground Bar with (5) Mounting Holes Only (No Lug Holes) - Bar Only	EA	19.33
7000-3812-MHO-144	1/4" x 2" x 144" Copper Ground Bar with (7) Mounting Holes Only (No Lug Holes) - Bar Only	EA	23.20

**Ground Bars - 1/4" x 3" Copper** (GC-GBAR-BAR-08)

allG offers 1/4" x 3" Ground Bars for your grounding solutions! allG manufactured ground bars meet or exceed UL 467 standards.



Item #3820-20



Item #7000-3820-12


Item #	Description	Unit	Wt (lb)
3820-1-20	1/4" x 3" x 20" Copper Ground Bar with 26 Punched Holes, and 2 Insulators and 2 Brackets	EA	6.06
7000-3820-1-12	1/4" x 3" x 12" Copper Ground Bar with 7/16" holes in 1-3/4" NEMA hole pattern - Bar Only	EA	2.80
7000-3820-1-20	1/4" x 3" x 20" Copper Ground Bar with 7/16" Holes in 1-3/4" NEMA Hole Pattern - Bar Only	EA	4.70

## Ground Bar - 1/4" x 4" 3/4" - 1" Universal Pattern

### 3/4" Hole (GC-GBAR-BAR-0121)

allG offers Ground Bars: 1/4" x 4"-3/4" x 1" Universal Pattern with 3/4" Holes. Other sizes available upon request. allG manufactured ground bars meet or exceed UL 467 standards.

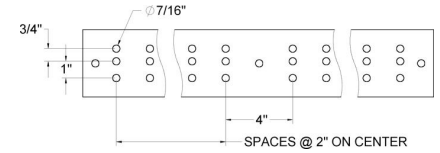
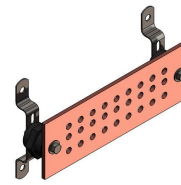
Item #	Description	Unit	Wt (lb)
3822-33-6	Ground Bar; Copper; 1/4" x 4" x 6"; Universal hole pattern, Includes insulators & stand-off brackets	EA	2.70
3822-33-8	Ground Bar; Copper; 1/4" x 4" x 8"; Universal hole pattern, Includes insulators & stand-off brackets	EA	3.16
3822-33-12	Ground Bar; Copper; 1/4" x 4" x 12"; Universal hole pattern; Includes insulators and stand-off brackets	EA	4.20
3822-33-12-6	1/4" x 4" x 12" Copper Ground Bar with universal hole pattern, Includes insulators and beam clamps.	EA	5.56
3822-33-18	1/4" x 4" x 18" Copper Ground Bar with universal hole pattern. Includes insulators and stand-off brackets.	EA	5.20
3822-33-20	Ground Bar; Copper; 1/4" x 4" x 20"; Universal hole pattern; Includes insulators & stand-off brackets	EA	5.74
3822-33-20-6	1/4" x 4" x 20" Copper Ground Bar with universal hole pattern, Includes insulators and beam clamps.	EA	7.05
3822-33-24	Universal Ground Bar; Copper; 1/4" x 4" x 24"; (2) rows of (58) 7/16" x 3/4" & (58) 7/16" punched lug holes; (2) 7/16" mount holes; Includes insulator mount kit	EA	6.86
3822-33-24-6	1/4" x 4" x 24" Copper Ground Bar with universal hole pattern. Includes insulators and beam clamps.	EA	8.40
3822-33-36	1/4" x 4" x 36" Copper Ground Bar with universal hole pattern. Includes insulators and stand-off brackets.	EA	11.40
3822-33-48	1/4" x 4" x 48" Copper Ground Bar with universal hole pattern. Includes insulators and stand-off brackets.	EA	15.40
7000-3822-33-6	Ground Bar; Copper; 1/4" x 4" x 6"; Universal hole pattern; Bar only	EA	1.60
7000-3822-33-8	Ground Bar; Copper; 1/4" x 4" x 8"; Universal hole pattern; Bar only	EA	2.06
7000-3822-33-12	Ground Bar; Copper; 1/4" x 4" x 12"; Universal hole pattern; Bar only	EA	2.88
7000-3822-33-18	1/4" x 4" x 18" Copper Ground Bar with universal hole pattern - Bar Only	EA	4.10
7000-3822-33-20	1/4" x 4" x 20" Copper Ground Bar with universal hole pattern.	EA	4.64
7000-3822-33-24	Universal Ground Bar; Copper; 1/4" x 4" x 24"; (2) rows of (58) 7/16" x 3/4" & (58) 7/16" punched lug holes; (2) 7/16" mount holes; Bar Only	EA	5.76
7000-3822-33-30	1/4" x 4" x 30" Copper Ground Bar with universal hole pattern - Bar Only	EA	7.40
7000-3822-33-36	1/4" x 4" x 36" Copper Ground Bar with universal hole pattern - Bar Only	EA	10.30
7000-3822-33-48	1/4" x 4" x 48" Copper Ground Bar with universal hole pattern - Bar Only	EA	13.70



Item #3822-33-12

### Ground Bar - 1/4" x 4" Universal Pattern Fits 3/4", 1", & 1-3/4" (GC-GBAR-BAR-01-01)

allG offers Universal Patterned Ground Bars - 1/4" x 4" that accept 3/4", 1", & 1-3/4" lugs. Other sizes are available upon request. allG manufactured ground bars meet or exceed UL 467 standards.



Item #3822-5-12

Item # 3822-51-12

Item #	Description	Unit	Wt (lb)
3822-5-10	Ground Bar; Copper; 1/4" x 4" x 10"; (12) 7/16" punched lug holes; Includes (2) insulators & (2) standoffs	EA	4.20
3822-5-12	Ground Bar; Copper; 1/4" x 4" x 12"; (15) 7/16" punched lug holes; Includes (2) insulators & (2) standoffs	EA	4.90
3822-5-16	Ground Bar; Copper; 1/4" x 4" x 16"; (21) 7/16" punched lug holes; Includes (2) insulators & (2) standoffs	EA	6.00
3822-5-18	Ground Bar; Copper; 1/4" x 4" x 18"; (24) 7/16" punched lug holes; Includes (2) insulators & (2) standoffs	EA	6.60
3822-5-20	Ground Bar; Copper; 1/4" x 4" x 20"; (27) 7/16" punched lug holes; Includes (2) insulators & (2) standoffs	EA	7.87
3822-5-24	Ground Bar; Copper; 1/4" x 4" x 24"; (33) 7/16" punched lug holes; Includes (2) insulators & (2) standoffs	EA	8.72
3822-5-30	Ground Bar; Copper; 1/4" x 4" x 30"; 7/16" holes at 3/4", 1" & 1-3/4" spacing on 2" centers; Includes 3875 mounting kit	EA	10.40
3822-5-36	Ground Bar; Copper; 1/4" x 4" x 36"; (51) 7/16" punched lug holes; Includes (2) insulators & (2) standoffs	EA	14.70
3822-5-48	Ground Bar; Copper; 1/4" x 4" x 48"; (66) 7/16" punched lug holes; Includes (3) insulators & (3) standoffs	EA	19.75
3822-5-60	Ground Bar; Copper; 1/4" x 4" x 60"; (84) 7/16" punched lug holes; Includes (3) insulators & (3) standoffs	EA	20.00
3822-5-72	Ground Bar; Copper; 1/4" x 4" x 72"; (102) 7/16" punched lug holes; Includes (3) insulators & (3) standoffs	EA	23.70
3822-51-12	Ground Bar; Copper; 1/4" x 4" x 12"; (27) 7/16" punched lug holes; Includes (2) insulators & (2) standoffs	EA	4.60
3822-51-18	Ground Bar; Copper; 1/4" x 4" x 18"; (45) 7/16" punched lug holes; Includes (2) standoffs & (2) insulators	EA	6.30
3822-51-20	Ground Bar; Copper; 1/4" x 4" x 20"; (51) 7/16" punched lug holes; Includes (2) insulators & (2) standoffs	EA	6.90
3822-51-24	Ground Bar; Copper; 1/4" x 4" x 24"; (63) 7/16" punched lug holes; Includes (2) standoffs & (2) insulators	EA	8.00
3822-51-36	Ground Bar; Copper; 1/4" x 4" x 36"; (99) 7/16" punched lug holes; Includes (2) standoffs & (2) insulators	EA	11.50
3822-51-48	Ground Bar; Copper; 1/4" x 4" x 48"; (129) 7/16" punched lug holes; (3) 7/16" mount holes; Includes 3875-9 insulator mount kit	EA	15.50
3822-51-60	Ground Bar; Copper; 1/4" x 4" x 60"; (159) 7/16" punched lug holes; Includes (3) standoffs & (3) Insulators	EA	18.90
3822-51-72	Ground Bar; Copper; 1/4" x 4" x 72"; (204) 7/16" punched lug holes; Includes (3) standoffs & (3) Insulators	EA	22.30
7000-3822-5-10	Ground Bar Only; Copper; 1/4" x 4" x 10"; (12) 7/16" punched lug holes; Insulators & standoffs sold separately	EA	3.10
7000-3822-5-12	Ground Bar Only; Copper; 1/4" x 4" x 12"; (15) 7/16" punched lug holes; Insulators & standoffs sold separately.	EA	3.70
7000-3822-5-16	Ground Bar Only; Copper; 1/4" x 4" x 16"; (21) 7/16" punched lug holes; Insulators & standoffs sold separately	EA	4.90

## Grounding Materials

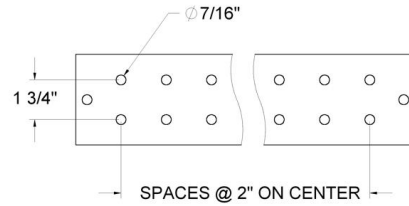
P: 800.950.7960 | [sales@allGfab.com](mailto:sales@allGfab.com)

7000-3822-5-18	Ground Bar Only; Copper; 1/4" x 4" x 18"; (24) 7/16" punched lug holes; Insulators & standoff sold separately	EA	5.50
7000-3822-5-20	Ground Bar Only; Copper; 1/4" x 4" x 20"; (27) 7/16" punched lug holes; Insulators & standoffs sold separately	EA	5.98
7000-3822-5-24	Ground Bar Only; Copper; 1/4" x 4" x 24"; (33) 7/16" punched lug holes; Insulators & standoffs sold separately	EA	7.20
7000-3822-5-30	Ground Bar Only; Copper; 1/4" x 4" x 30"; (44) 7/16" holes at 3/4", 1", & 1-3/4" spacing on 2" centers; (2) 7/16" mounting holes; Insulators & standoffs sold separately	EA	9.30
7000-3822-5-72	Ground Bar Only; Copper; 1/4" x 4" x 72"; (102) 7/16" punched lug holes; Insulators & standoffs sold separately	EA	22.00
7000-3822-5-36	Ground Bar Only; Copper; 1/4" x 4" x 36"; (51) 7/16" punched lug holes; Insulators & standoffs sold separately	EA	10.90
7000-3822-5-48	Ground Bar Only; Copper; 1/4" x 4" x 48"; (66) 7/16" punched lug holes; (3) 7/16" mounting holes; Insulators & standoffs sold separately	EA	14.60
7000-3822-5-60	Ground Bar Only; Copper; 1/4" x 4" x 60"; (84) 7/16" punched lug holes; (3) 7/16" mounting holes; Insulators & standoffs sold separately	EA	18.30
7000-3822-51-12	Ground Bar; Copper; 1/4" x 4" x 12; (27) 7/16" punched lug holes; Bar Only	EA	3.50
7000-3822-51-18	1/4" x 4" x 18" Copper Ground Bar with (45) 7/16" Punched Lug Holes	EA	5.20
7000-3822-51-20	1/4" x 4" x 20" Copper Ground Bar with (51) 7/16" Punched Lug Holes	EA	5.80
7000-3822-51-24	1/4" x 4" x 24" Copper Ground Bar with (63) 7/16" Punched Lug Holes	EA	6.90
7000-3822-51-36	1/4" x 4" x 36" Copper Ground Bar with (99) 7/16" Punched Lug Holes	EA	10.40
7000-3822-51-48	1/4" x 4" x 48" Copper Ground Bar with (129) 7/16" Punched Lug Holes	EA	13.80
7000-3822-51-60	1/4" x 4" x 60" Copper Ground Bar with (159) 7/16" Punched Lug Holes	EA	17.20
7000-3822-51-72	1/4" x 4" x 72" Copper Ground Bar with (204) 7/16" Punched Lug Holes and (3) 7/16" Mount holes.	EA	20.60
7000-3822-51-84	1/4" x 4" x 84" Copper Ground Bar with (237) 7/16" Punched Lug Holes and (4) 7/16" Mount holes.	EA	24.10

### Ground Bar - 1/4" x 4" 1-3/4" NEMA Lug Hole Spacing 7/16"

(GC-GBAR-BAR-0132)

allG offers Ground Bars - 1/4" x 4" 1-3/4" NEMA Lug Hole Spacing 7/16". Other sizes are available upon request. allG manufactured ground bars meet or exceed UL 467 standards.



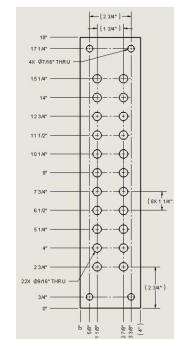
Item# 3822-1-12

Item #	Description	Unit	Wt (lb)
3822-1-12	Ground Bar; Copper; 1/4" x 4" x 12"; 7/16" holes in 1-3/4" NEMA hole pattern; Includes stand-offs & insulators	EA	4.80
3822-1-18	1/4" x 4" x 18" Copper Ground Bar with 7/16" Holes in 1-3/4" NEMA Hole Pattern with Stand Offs and Insulators	EA	6.70
3822-1-20	1/4" x 4" x 20" Copper Ground Bar with 7/16" Holes in 1-3/4" NEMA Hole Pattern with Stand Offs and Insulators	EA	7.10
3822-1-24	Ground Bar; Copper; 1/4" x 4" x 24"; 7/16" holes in 1-3/4" NEMA hole pattern; Includes stand offs & insulators	EA	8.50
3822-1-36	1/4" x 4" x 36" Copper Ground Bar with 7/16" Holes in 1-3/4" NEMA Hole Pattern with Stand Offs and Insulators	EA	12.30
3822-1-48	1/4" x 4" x 48" Copper Ground Bar with 7/16" Holes in 1-3/4" NEMA Hole Pattern with Stand Offs and Insulators	EA	15.60
3822-1-60	1/4" x 4" x 60" Copper Ground Bar with 7/16" Holes in 1-3/4" NEMA Hole Pattern with Stand Offs and Insulators	EA	19.70
7000-3822-1-12	1/4" x 4" x 12" Copper Ground Bar with 7/16" Holes in 1-3/4" NEMA Hole Pattern - Bar Only	EA	3.70
7000-3822-1-18	1/4" x 4" x 18" Copper Ground Bar with 7/16" Holes in 1-3/4" NEMA Hole Pattern - Bar Only	EA	5.60
7000-3822-1-20	1/4" x 4" x 20" Copper Ground Bar with 7/16" Lug Holes in 1-3/4" NEMA Hole Pattern and (2) 7/16" Mount Holes - BAR ONLY -	EA	6.00
7000-3822-1-24	1/4" x 4" x 24" Copper Ground Bar with (10) sets of 7/16" Lug Holes in 1-3/4" NEMA Hole Pattern (20) Total Lug Holes and (2) 7/16" Mount Holes - BAR ONLY -	EA	7.40
7000-3822-1-36	1/4" x 4" x 36" Copper Ground Bar with 7/16" Holes in 1-3/4" NEMA Hole Pattern - Bar Only	EA	11.20
7000-3822-1-48	1/4" x 4" x 48" Copper Ground Bar with 7/16" Holes in 1-3/4" NEMA Hole Pattern - Bar Only	EA	14.50
7000-3822-1-60	1/4" x 4" x 60" Copper Ground Bar with 7/16" Holes in 1-3/4" NEMA Hole Pattern - Bar Only	EA	18.00

### Ground Bars - 1/4" x 4" x 18" (GC-GBAR-BAR-01-18)

allG offers Copper Ground bars 1/4" x 4" x 18" with (22) 9/16" holes and (4) 7/16" mount holes to fit the allG Part #3880-2 Bracket. These ground bars are also available in a tinned version and are manufactured in allG's shop in North Texas and are sure to provide exemplary grounding. allG manufactured ground bars meet or exceed UL 467 standards.

Item #	Description	Unit	Wt (lb)
3822-151-18	Ground Bar; Copper; 1/4" x 4" x 18"; (22) 9/16" punched holes & (4) 7/16" mount holes; Includes 3875-2 mounting kit (Bar is also Designed to Fit PGC-14C519-MPGP Cover)	EA	7.10
7000-3822-151-18	1/4" x 4" x 18" Copper Ground Bar with (22) 9/16" Holes and (4) 7/16" Mount Holes to Fit 3880-2 Bracket	EA	5.40

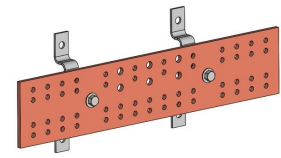


Item #7000-3822-151-18

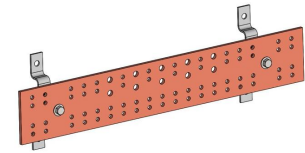
## Ground Bars - Telecom (GC-GBAR-BAR-017)

allG offers Ground Bars with various rows of holes. Other sizes available upon request. allG manufactured ground bars meet or exceed UL 467 standards.

Item #	Description	Unit	Wt (lb)
3822-3-9	1/4" x 4" x 13-1/4" Copper Ground Bar with (9) rows of holes- (30) 5/16" and (8) 7/16" Punched Holes. Includes (2) Standoffs, (2) Insulators.	EA	5.45
3822-3-15	1/4" x 4" x 20" Copper Ground Bar with (15) rows of holes (54) 5/16" and (8) 7/16" Punched Holes. Includes (2) standoffs, (2) insulators.	EA	7.48
3822-3-19	1/4" x 4" x 24-1/2" Copper Ground Bar with (19) rows of holes (66) 5/16" and (12) 7/16" Punched Holes. Includes (2) Standoffs, (2) insulators.	EA	8.80
3822-3-23	1/4" x 4" x 29" Copper Ground Bar with (23) rows of holes (82) 5/16" and (12) 7/16" Punched Holes. Includes (2) Standoffs, (2) insulators.	EA	10.15
7000-3822-3-9	1/4" x 4" x 13-1/4" Copper Ground Bar with (9) rows of holes- (30) 5/16" and (8) 7/16" Punched Holes - Bar Only No Brackets No Insulators.	EA	4.00
7000-3822-3-15	1/4" x 4" x 20" Copper Ground Bar with (15) rows of holes (54) 5/16" and (8) 7/16" Punched Holes - Bar Only No Brackets No Insulators.	EA	6.00
7000-3822-3-19	1/4" x 4" x 24-1/2" Copper Ground Bar with (19) rows of holes (66) 5/16" and (12) 7/16" Punched Holes - Bar Only No Brackets No Insulators	EA	7.33
7000-3822-3-23	1/4" x 4" x 29" Copper Ground Bar with (23) rows of holes (82) 5/16" and (12) 7/16" Punched Holes - Bar Only No Brackets No Insulators	EA	8.68



Item #3822-3-15

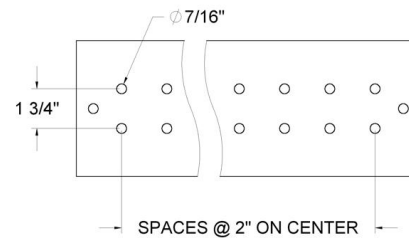


Item #3822-3-19

## Ground Bar - 1/4" x 6" with 1-3/4" Lug Hole Spacing & 7/16" (GC-GBAR-BAR-05-01)

allG offers Ground Bar - 1/4" x 6" with 1 3/4" Lug Hole Spacing and 7/16". Other sizes are available upon request. allG manufactured ground bars meet or exceed UL 467 standards.

Item #	Description	Unit	Wt (lb)
3832-1-12	1/4" x 6" x 12" Copper Ground Bar with 7/16" punched holes in 1-3/4" NEMA hole pattern spaced 2" apart , two stand-off brackets and two insulators.	EA	6.89
3832-1-24	1/4" x 6" x 24" Copper Ground Bar with 7/16" punched holes in 1-3/4" NEMA hole pattern spaced 2" apart , two stand-off brackets and two insulators.	EA	12.68
3832-1-36	1/4" x 6" x 36" Copper Ground Bar with 7/16" punched holes in 1-3/4" NEMA hole pattern spaced 2" apart , two stand-off brackets and two insulators.	EA	18.48
3832-1-48	1/4" x 6" x 48" Copper Ground Bar with 7/16" punched holes in 1-3/4" NEMA hole pattern spaced 2" apart , two stand-off brackets and two insulators.	EA	24.27
7000-3832-1-12	1/4" x 6" x 12" Copper Ground Bar with (10) 7/16" punched holes 2" apart with 1-3/4" NEMA hole spacing - Bar Only	EA	5.79
7000-3832-1-18	1/4" x 6" x 18" Copper Ground Bar with (16) 7/16" punched holes 2" apart with 1-3/4" NEMA hole spacing - Bar Only	EA	8.69
7000-3832-1-24	1/4" x 6" x 24" Copper Ground Bar with (22) 7/16" punched holes 2" apart with 1-3/4" NEMA hole spacing - Bar Only	EA	11.58
7000-3832-1-36	1/4" x 6" x 36" Copper Ground Bar with (34) 7/16" punched holes 2" apart with 1-3/4" NEMA hole spacing - Bar Only	EA	17.38
7000-3832-1-48	1/4" x 6" x 48" Copper Ground Bar with (47) 7/16" punched holes 2" apart with 1-3/4" NEMA hole spacing - Bar Only	EA	23.17



Item# 1/4" x 6" with 1 3/4" lug hole spacing




**Ground Bars - 1/4" x 6" Universal Pattern; Fits 3/4", 1", & 1-3/4"** (GC-GBAR-BAR-05-02)

allG offers Ground Bar - 1/4" x 6" with Universal Pattern which fits 3/4", 1", & 1-3/4". Other sizes available upon request. For BAR ONLY order, use prefix "7000-". allG manufactured ground bars meet or exceed UL 467 standards.

Item #	Description	Unit	Wt (lb)
3832-5-12	1/4" x 6" x 12" Copper Ground Bar with Row of three 7/16" Holes spaced 2" apart to fit 3/4", 1" and 1-3/4" Lugs includes 3875 Insulator/Mounting Bracket Kit	EA	6.70
3832-5-20	1/4" x 6" x 20" Copper Ground Bar with Row of three 7/16" Holes spaced 2" apart to fit 3/4", 1" and 1-3/4" Lugs includes 3875 Insulator/Mounting Bracket Kit	EA	10.35
3832-5-24	1/4" x 6" x 24" Copper Ground Bar with Row of three 7/16" Holes spaced 2" apart to fit 3/4", 1" and 1-3/4" Lugs includes 3875 Insulator/Mounting Bracket Kit	EA	12.30
3832-5-36	1/4" x 6" x 36" Copper Ground Bar with Row of three 7/16" Holes spaced 2" apart to fit 3/4", 1" and 1-3/4" Lugs includes 3875 Insulator/Mounting Bracket Kit	EA	17.90
3832-5-48	1/4" x 6" x 48" Copper Ground Bar with Row of three 7/16" Holes spaced 2" apart to fit 3/4", 1" and 1-3/4" Lugs includes 3875-9 Insulator/Mounting Bracket Kit	EA	24.00
3832-51-24	1/4" x 6" x 24" Copper Ground Bar with Row of three 7/16" Holes spaced 1" apart to fit 3/4", 1" and 1-3/4" Lugs includes 3875 Insulator/Mounting Bracket Kit	EA	12.30
3832-51-36	1/4" x 6" x 36" Copper Ground Bar with Row of three 7/16" Holes spaced 1" apart to fit 3/4", 1" and 1-3/4" Lugs includes 3875 Insulator/Mounting Bracket Kit	EA	17.90
3832-51-48	1/4" x 6" x 48" Copper Ground Bar with Row of three 7/16" Holes spaced 1" apart to fit 3/4", 1" and 1-3/4" Lugs includes 3875-9 Insulator/Mounting Bracket Kit	EA	24.10
7000-3832-5-12	1/4" x 6" x 12" Copper Ground Bar with (3) 7/16" punched lug holes, 2" apart - Bar Only	EA	5.58
7000-3832-5-20	1/4" x 6" x 20" Copper Ground Bar with (27) 7/16" punched lug holes - Bar Only	EA	9.25
7000-3832-5-24	1/4" x 6" x 24" Copper Ground Bar with (33) 7/16" punched lug holes - Bar Only	EA	11.20
7000-3832-5-36	1/4" x 6" x 36" Copper Ground Bar with (51) 7/16" punched lug holes & (2) 7/16" mounting holes - Bar Only	EA	27.90
7000-3832-5-48	1/4" x 6" x 48" Copper Ground Bar with (66) 7/16" punched lug holes & (3) mounting holes - Bar Only	EA	22.30
7000-3832-51-24	1/4" x 6" x 24" Copper Ground Bar with Row of three 7/16" Holes spaced 1" apart to fit 3/4", 1" and 1-3/4" Lugs	EA	11.20
7000-3832-51-36	1/4" x 6" x 36" Copper Ground Bar with Row of three 7/16" Holes spaced 1" apart to fit 3/4", 1" and 1-3/4" Lugs.	EA	16.80
7000-3832-51-48	1/4" x 6" x 48" Copper Ground Bar with Row of three 7/16" Holes spaced 1" apart to fit 3/4", 1" and 1-3/4" Lugs	EA	22.40



Item #3832-5-20

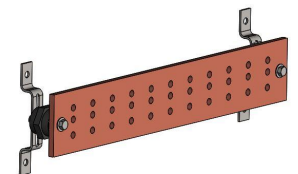


Item #7000-3832-5-20

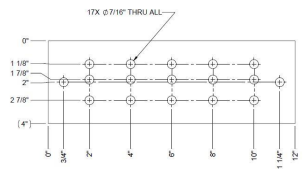
**Ground Bar - 3/8" x 4" Universal Pattern Fits 3/4", 1", & 1-3/4"** (GC-GBAR-BAR-071)

allG offers Universal Patterned Ground Bars - 3/8" x 4" that accept 3/4", 1", & 1-3/4" lugs. Other sizes are available upon request. allG manufactured ground bars meet or exceed UL 467 standards.

Item #	Description	Unit	Wt (lb)
3835-5-12	3/8" x 4" x 12" Copper Ground Bar with (15) 7/16" punched lug holes, 2 standoffs and 2 insulators.	EA	6.85
3835-5-24	3/8" x 4" x 24" Copper Ground Bar with (33) 7/16" punched lug holes, 2 standoffs and 2 insulators.	EA	12.35
3835-MHO-12	Ground Bar; Copper; 3/8" x 4" x 12"; (2) 7/16" mount holes only (no lug holes); Includes insulators mount kit	EA	7.10
3835-MHO-30	Ground Bar; Copper; 3/8" x 4" x 30"; (2) 7/16" mount holes only (no lug holes); Includes insulator mount kit	EA	15.75
7000-3835-5-12	Ground Bar; Copper; 3/8" x 4" x 12"; (15) 7/16" Punched lug holes; (2) 7/16" mounting holes; Bar only	EA	5.50
7000-3835-5-24	Ground Bar; Copper; 3/8" x 4" x 24"; (33) 7/16" punched lug holes; (2) 7/16" mounting holes; Bar only	EA	11.00
7000-3835-5-30	3/8" x 4" x 30" Copper Ground Bar Only; (44) 7/16" holes at 3/4", 1", & 1-3/4" spacing on 2" centers; (2) 7/16" mounting holes; Insulators & standoffs sold separately	EA	13.75
7000-3835-5-60	3/8" x 4" x 60" Copper Ground Bar Only; (89) 7/16" holes at 3/4", 1", & 1-3/4" spacing on 2" centers; (2) 7/16" mounting holes; Insulators & standoffs sold separately	EA	27.35
7000-3835-MHO-12	3/8" x 4" x 12" Copper Ground Bar with (2) 7/16" Mount Holes Only (No Lug Holes) - BAR ONLY	EA	5.75
7000-3835-MHO-30	3/8" x 4" x 30" Copper Ground Bar with (2) 7/16" Mount Holes Only (No Lug Holes) - BAR ONLY	EA	14.40



Item # 3835-5-24



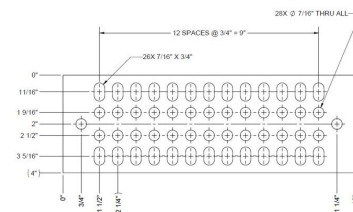
Item # 7000-3835-5-12

### Ground Bar - 1/2" x 4" 3/4" thru 1" Universal Lug Hole Spacing

(GC-GBAR-BAR-0911)

allG offers Universal Patterned Ground Bars - 1/2" x 4" that accept 3/4" - 1-3/4" lugs. Other sizes are available upon request. allG manufactured ground bars meet or exceed UL 467 standards.

Item #	Description	Unit	Wt (lb)
7000-3836-33-12	Ground Bar; Copper; 1/2" x 4" x 12"; Universal hole pattern; Bar Only	EA	5.84



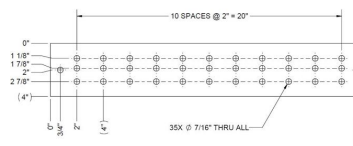
Item #7000-3836-33-12

### Ground Bar - 1/2" x 4" 3/4" 1" & 1-3/4" Universal Lug

(GC-GBAR-BAR-0912)

allG offers Universal Patterned Ground Bars - 1/2" x 4" that accept 3/4", 1", & 1-3/4" lugs. Other sizes are available upon request. allG manufactured ground bars meet or exceed UL 467 standards.

Item #	Description	Unit	Wt (lb)
3836-5-24	Ground Bar; Copper; 1/2" x 4" x 24"; (33) 7/16" punched lug holes; Includes (2) HD standoffs & (2) insulators	EA	16.20
7000-3836-5-24	1/2" x 4" x 24" Copper Ground Bar with (33) 7/16" punched lug holes & (2) mounting holes - Bar Only	EA	14.70
7000-3836-5-48	1/2" x 4" x 48" Copper Ground Bar with (66) 7/16" punched lug holes & (3) mounting holes - Bar Only	EA	29.20



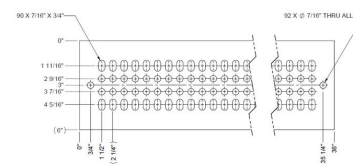
Item #7000-3836-5-24

### Ground Bars - 1/2" x 6" 3/4" thru 1" Universal Lug Hole Spacing

(GC-GBAR-BAR-0921)

allG offers Universal Patterned Ground Bars - 1/2" x 6" that accept 3/4" - 1-3/4" lugs. Other sizes are available upon request. allG manufactured ground bars meet or exceed UL 467 standards.

Item #	Description	Unit	Wt (lb)
7000-3837-33-36	1/2" x 6" x 36" Copper Ground Bar with universal hole pattern - Bar Only	EA	28.35



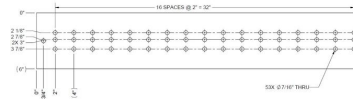
Item #7000-3837-33-36

### Ground Bars - 1/2" x 6" 3/4" 1" & 1-3/4" Universal Lug

(GC-GBAR-BAR-0922)

allG offers Universal Patterned Ground Bars - 1/2" x 6" that accept 3/4", 1", & 1-3/4" lugs. Other sizes are available upon request. allG manufactured ground bars meet or exceed UL 467 standards.

Item #	Description	Unit	Wt (lb)
7000-3837-5-36	1/2" x 6" x 36" Copper Ground Bar with (51) 7/16" punched lug holes & (2) mounting holes - Bar Only.	EA	33.50



Item #7000-3837-5-36

### Ground Bar - 5/8" x 4" Universal Pattern Fits 3/4", 1" & 1-3/4"

(GC-GBAR-BAR-10-01)

allG offers Universal Patterned Ground Bars - 5/8" x 4" that accept 3/4", 1", & 1-3/4" lugs. Other sizes are available upon request. allG manufactured ground bars meet or exceed UL 467 standards.

Item #	Description	Unit	Wt (lb)
7000-3840-5-24	5/8" x 4" x 24" Copper Ground Bar with (33) 7/16" punched lug holes & (2) mounting holes - Bar Only	EA	18.23

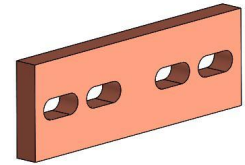


Item #7000-3840-5-24

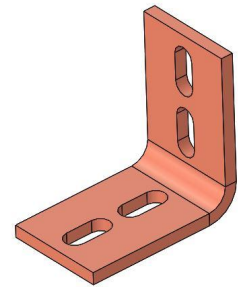
### 2" Copper Bars- HALO Style (GC-GBAR-CU-HALO)

allG offers HALO style Copper Ground Bars. Other sizes available upon request.

Item #	Description	Unit	Wt (lb)
7000-3812-BB-MHO-144	1/4" x 2" x 144" Copper Buss Bar with (2) Mount Holes Only at Each End & (4) 5/16" Mount Holes Only to fit Splice Plates - Bar Only.	EA	23.10
7000-3852	1/4" x 2" Copper Straight Bus Bar Splice Plate	EA	0.90
7000-3852-18	1/8" x 2" Copper Straight Bus Bar Splice Plate	EA	0.50
7000-3853	1/4" x 2" Copper 90 Degree Corner Splice Plate	EA	N/A
7000-3853-18	1/8" x 2" Copper 90 Degree Corner Bus Bar Splice Plate	EA	0.48
7000-3854	1/4" x 2" x 6" Flat 90 Degree Bus Bar Splice Plate	EA	2.90
7000-3854-18	1/8" x 2" Flat 90 Degree Bus Bar Splice Plate	EA	1.45
7000-3890	1/8" x 1" Wide "Z" Bracket for Halo Stand-Off	EA	N/A
3852	1/4" x 2" Copper Straight Buss Bar Splice Plate with stainless steel hardware.	EA	1.80
3852-18	1/8" x 2" Copper Straight Buss Bar Splice Plate with stainless steel hardware.	EA	0.82
3853	1/4" x 2" Copper 90 degree Corner Buss Bar Splice Plate with stainless steel hardware.	EA	1.80
3853-18	1/8" x 2" Copper 90 degree Corner Buss Bar Splice Plate with stainless steel hardware.	EA	0.80
3854	1/4" x 2" Flat 90 degree Buss Bar Splice Plate with stainless steel hardware.	EA	3.22
3854-18	1/8" x 2" Flat 90 degree Buss Bar Splice Plate with stainless steel hardware.	EA	1.77
3890	Halo Stand-off Insulating Bracket with 2425; Fits #2 through #2/0 conductor	EA	0.20
3890-1	Halo Stand-off Insulating Bracket with 2450; Fits #3/0 Through #4/0 conductor	EA	0.20
3890-2	Halo Stand-off Insulating Bracket with 2405; Includes rubber insulating loop clip	EA	0.40



Item #7000-3852-12

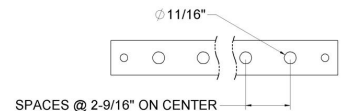


Item #7000-3853

### Ground Bars-1/4" x 2" with 11/16" Dia Polyphaser Mount Holes (GC-GBAR-01-05-7)

allG offers Ground Bars-1/4" x 2" with 11/16" Dia Polyphaser Mount Holes. Other sizes are available upon request. allG manufactured ground bars meet or exceed UL 467 standards.

Item #	Description	Unit	Wt (lb)
3812-PF-26	Polyphaser Ground Bar - 1/4" x 2" x 26" copper ground bar with two 7/16" mount holes and nine 11/16" holes. Includes insulators and stand-off brackets.	EA	4.60
7000-3812-PF-26	1/4" x 2" x 26" Copper Ground Bar with (2) 7/16" mount holes & (9) 11/16" holes - Bar Only	EA	3.50




Item# 3812-PF-26

### Three Level Copper Arrestor Trapeze (GC-GBAR-01-05-1)

allG offers a 3-Level Copper Trapeze Arrestor Frame that provide a versatile central ground point for lightning arrestors. It has height-adjustable bars and compatible with standard entry ports.

Item #	Description	Unit	Wt (lb)
3847-CU3L	Three Level, Eighteen Arrestor Copper Trapeze Kit. 1-1/4" diameter arrestor mount holes are provided on the trapeze rungs. kit includes stainless steel mounting hardware that can be wall mounted or hung vertically from an ice bridge.	EA	23.10

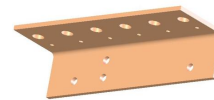


Item# 3847-CU3L

## Bent Arrestor Bars 1/4" x 6" (GC-GBAR-01-05-8)

allG offers Bent Arrestor Bars with various numbers of holes to fit your needs! Other sizes available upon request. Contact us today!

Item #	Description	Unit	Wt (lb)
3832-PF-4	1/4" x 6" Copper four hole polyphaser Ground Bar bent to 90 degrees. Includes 3875 mount kit.	EA	5.00
3832-PF-5	1/4" x 6" Copper five hole polyphaser Ground Bar bent to 90 degrees. Includes 3875 mount kit.	EA	6.00
3832-PF-6	Ground Bar; Copper; 1/4" x 6"; (6) hole polyphaser; Bent to 90 degrees; Includes 3875 mount kit	EA	7.10
3832-PF-7	1/4" x 6" Copper seven hole polyphaser Ground Bar bent to 90 degrees. Includes 3875 mount kit.	EA	8.10
3832-PF-8	1/4" x 6" Copper eight hole polyphaser Ground Bar bent to 90 degrees. Includes 3875 mount kit.	EA	9.20
3832-PF-9	1/4" x 6" Copper nine hole polyphaser Ground Bar bent to 90 degrees. Includes 3875 mount kit.	EA	10.20
3832-PF-10	1/4" x 6" Copper ten hole polyphaser Ground Bar bent to 90 degrees. Includes 3875 mount kit.	EA	11.30
3832-PF-12	1/4" x 6" Copper twelve hole polyphaser Ground Bar bent to 90 degrees. Includes 3875 mount kit.	EA	13.40
3832-PF-13	1/4" x 6" Copper thirteen hole polyphaser Ground Bar bent to 90 degrees. Includes 3875 mount kit.	EA	14.40
3832-PF-14	1/4" x 6" Copper fourteen hole polyphaser Ground Bar bent to 90 degrees. Includes 3875 mount kit.	EA	15.50
3832-PF-15	1/4" x 6" Copper fifteen hole polyphaser Ground Bar bent to 90 degrees. Includes 3875 mount kit.	EA	16.50
3832-PF-16	1/4" x 6" Copper sixteen hole polyphaser Ground Bar bent to 90 degrees. Includes 3875 mount kit.	EA	17.60
3832-PF-18	1/4" x 6" Copper eighteen hole polyphaser Ground Bar bent to 90 degrees. Includes 3875 mount kit.	EA	19.70
3832-PF-19	1/4" x 6" Copper nineteen hole polyphaser Ground Bar bent to 90 degrees. Includes 3875 mount kit.	EA	20.70
3832-PF-20	1/4" x 6" Copper twenty hole polyphaser Ground Bar bent to 90 degrees. Includes 3875 mount kit.	EA	21.80
7000-3832-PF-4	1/4" x 6" Copper (4) hole polyphaser Ground Bar bent to 90 degrees - Bar Only	EA	3.90
7000-3832-PF-5	1/4" x 6" Copper (5) hole polyphaser Ground Bar bent to 90 degrees - Bar Only	EA	4.90
7000-3832-PF-6	1/4" x 6" Copper (6) hole polyphaser Ground Bar bent to 90 degrees - Bar Only	EA	6.00
7000-3832-PF-7	1/4" x 6" Copper (7) hole polyphaser Ground Bar bent to 90 degrees - Bar Only	EA	7.00
7000-3832-PF-8	1/4" x 6" Copper (8) hole polyphaser Ground Bar bent to 90 degrees - Bar Only	EA	8.10
7000-3832-PF-9	1/4" x 6" Copper (9) hole polyphaser Ground Bar bent to 90 degrees - Bar Only	EA	9.10
7000-3832-PF-10	1/4" x 6" Copper (10) hole polyphaser Ground Bar bent to 90 degrees - Bar Only	EA	10.20
7000-3832-PF-11	1/4" x 6" Copper (11) hole polyphaser Ground Bar bent to 90 degrees - Bar Only	EA	11.20
7000-3832-PF-12	1/4" x 6" Copper (12) hole polyphaser Ground Bar bent to 90 degrees - Bar Only	EA	12.30
7000-3832-PF-13	1/4" x 6" Copper (13) hole polyphaser Ground Bar bent to 90 degrees - Bar Only	EA	13.30
7000-3832-PF-14	1/4" x 6" Copper (14) hole polyphaser Ground Bar bent to 90 degrees - Bar Only	EA	14.40
7000-3832-PF-15	1/4" x 6" Copper (15) hole polyphaser Ground Bar bent to 90 degrees - Bar Only	EA	15.40
7000-3832-PF-16	1/4" x 6" Copper (16) hole polyphaser Ground Bar bent to 90 degrees - Bar Only	EA	16.50
7000-3832-PF-17	1/4" x 6" Copper (17) hole polyphaser Ground Bar bent to 90 degrees - Bar Only	EA	17.50
7000-3832-PF-18	1/4" x 6" Copper (18) hole polyphaser Ground Bar bent to 90 degrees - Bar Only	EA	18.60
7000-3832-PF-19	1/4" x 6" Copper (19) hole polyphaser Ground Bar bent to 90 degrees - Bar Only	EA	19.60
7000-3832-PF-20	1/4" x 6" Copper (20) hole polyphaser Ground Bar bent to 90 degrees - Bar Only	EA	20.70

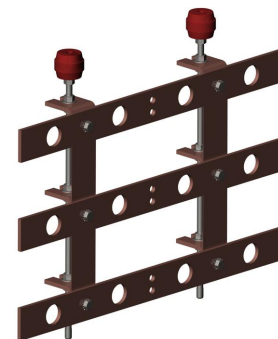


Item #3832-PF-6

## Bent Arrestor Bars 1/4" x 6-1/2" (GC-GBAR-01-05-2)

allG offers Bent Arrestor Bars with various numbers of holes to fit your needs! Other sizes available upon request. Contact us today!

Item #	Description	Unit	Wt (lb)
7000-3831-PF-26	1/4" x 6-1/2" x 29-5/8" Copper (26) staggered hole Ground Bar bent to 90 degrees at 4" Bar Only	EA	14.72

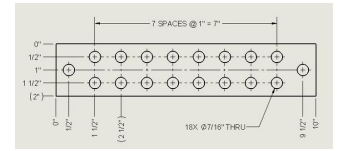


Item #7000-3831-PF-26

**Ground Bars - 1/4" x 2" 1" Lug Hole Spacing 7/16" Diameter** (GC-TICU-142-02)

allG offers Ground Bars - 1/4" x 2" 1" Lug Hole Spacing 7/16" Diameter. Other sizes are available upon request. allG manufactured ground bars meet or exceed UL 467 standards.

Item #	Description	Unit	Wt (lb)
3812-5-6T	1/4" x 2" x 6" Tinned Copper Ground Bar with 7/16" Punched Holes 1" Spaced and 1" Apart - Includes 2 Standoffs and 2 Insulators	EA	1.32
3812-5-8T	1/4" x 2" x 8" Tinned Copper Bar with 12 punched holes, 2 standoffs and 2 insulators.	EA	2.25
3812-5-10T	1/4" x 2" x 10" Tinned Copper Ground Bar with 7/16" Punched Holes 1" Spaced and 1" Apart - Includes 2 Standoffs and 2 Insulators	EA	2.55
3812-5-12T	Ground Bar; Tinned copper; 1/4" x 2" x 12"; 7/16" punched holes 1" spaced & 1" apart; Includes (2) standoffs & (2) insulators	EA	2.85
3812-5-24T	1/4" x 2" x 24" Tinned Copper Ground Bar with 7/16" punched holes 1" spaced and 1" apart. Includes 2 standoffs and 2 insulators.	EA	4.55
7000-3812-5-6T	1/4" x 2" x 6" Tinned Copper Ground Bar with 7/16" punched holes 1" spaced & 1" apart - Bar Only	EA	0.82
7000-3812-5-8T	1/4" x 2" x 8" Tinned Copper Bar with 12 punched holes.	EA	1.15
7000-3812-5-10T	1/4" x 2" x 10" Tinned Copper Ground Bar with 7/16" Punched Holes 1" Spaced and 1" Apart	EA	1.45
7000-3812-5-12T	1/4" x 2" x 12" Tinned Copper Ground Bar with 7/16" punched holes 1" spaced & 1" apart - Bar Only	EA	1.75
7000-3812-5-24T	1/4" x 2" x 24" Tinned Copper Ground Bar with 7/16" punched holes 1" spaced & 1" apart - Bar Only	EA	3.45

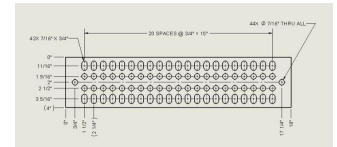


Item #7000-3812-5-10T

**Ground Bars - 1/4" x 4" 3/4"-1" Universal Pattern 3/4" Hole** (GC-TICU-144-011)

allG offers Ground Bars: 1/4" x 4"-3/4" x 1" Universal Pattern with 3/4" Holes. Other sizes available upon request. allG manufactured ground bars meet or exceed UL 467 standards.

Item #	Description	Unit	Wt (lb)
3822-33-6T	Ground Bar; Tinned copper; 1/4" x 4" x 6"; Universal hole pattern, Includes insulators & stand-off brackets	EA	2.70
3822-33-12T	Universal Ground Bar; Tinned copper; 1/4" x 4" x 12"; Includes (2) standoffs & (2) insulators	EA	4.00
3822-33-12T-6	1/4" x 4" x 12" Tinned Copper Ground Bar with Universal Hole Pattern, Includes Insulators and Beam Clamps	EA	5.54
3822-33-18T	1/4" x 4" x 18" Tinned Copper Ground Bar with universal hole pattern. Includes insulators and stand-off brackets.	EA	5.20
3822-33-20T	Ground Bar; Tinned copper; 1/4" x 4" x 20"; Universal hole pattern; Includes insulators & stand off brackets	EA	5.90
3822-33-24T	Universal Ground Bar; Tinned copper; 1/4" x 4" x 24"; (2) rows of (58) 7/16" x 3/4" & (58) 7/16" punched lug holes; (2) 7/16" mount holes; Includes 3875 insulator mount kit	EA	6.70
3822-33-36T	1/4" x 4" x 36" Tinned Copper Ground Bar with universal hole pattern. Includes insulators and stand-off brackets.	EA	11.40
3822-33-48T	1/4" x 4" x 48" Tinned Copper Ground Bar with universal hole pattern. Includes insulators and stand-off brackets.	EA	15.40
7000-3822-33-6T	Ground Bar; Tinned copper; 1/4" x 4" x 6"; Universal hole pattern; Bar only	EA	1.60
7000-3822-33-12T	Ground Bar; Tinned copper; 1/4" x 4" x 12"; Universal hole pattern; Bar only	EA	2.90
7000-3822-33-18T	1/4" x 4" x 18" Tinned Copper Ground Bar with universal hole pattern - Bar Only	EA	4.10
7000-3822-33-20T	Ground Bar; Tinned copper; 1/4" x 4" x 20"; Universal hole pattern; Bar only	EA	4.80
7000-3822-33-24T	Universal Ground Bar; Tinned copper; 1/4" x 4" x 24"; (2) rows of (58) 7/16" x 3/4" & (58) 7/16" punched lug holes; (2) 7/16" mount holes; Bar Only	EA	5.60
7000-3822-33-36T	1/4" x 4" x 36" Tinned Copper Ground Bar with universal hole pattern - Bar Only	EA	10.30
7000-3822-33-48T	1/4" x 4" x 48" Tinned Copper Ground Bar with universal hole pattern - Bar Only	EA	13.70

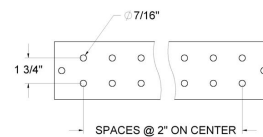


Item #7000-3822-33-18T

### Ground Bars - 1/4" x 4" 1-3/4" NEMA Lug Hole Spacing 7/16" (GC-TICU-144-031)

allG offers Ground Bars - 1/4" x 4" 1-3/4" NEMA Lug Hole Spacing 7/16". Other sizes are available upon request. allG manufactured ground bars meet or exceed UL 467 standards.

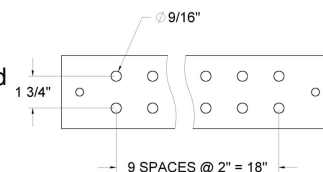
Item #	Description	Unit	Wt (lb)
3822-1-12T	1/4" x 4" x 12" Tinned Copper Ground Bar with 7/16" Holes in 1-3/4" NEMA Hole Pattern with Stand Offs and Insulators	EA	4.80
3822-1-18T	1/4" x 4" x 18" Tinned Copper Ground Bar with 7/16" Holes in 1-3/4" NEMA Hole Pattern with Stand Offs and Insulators	EA	6.70
3822-1-20T	1/4" x 4" x 20" Tinned Copper Ground Bar with 7/16" Holes in 1-3/4" NEMA Hole Pattern with Stand Offs and Insulators	EA	7.10
3822-1-24T	1/4" x 4" x 24" Tinned Copper Ground Bar with 7/16" Holes in 1-3/4" NEMA Hole Pattern with Stand Offs and Insulators	EA	8.50
3822-1-36T	1/4" x 4" x 36" Tinned Copper Ground Bar with 7/16" Holes in 1-3/4" NEMA Hole Pattern with Stand Offs and Insulators	EA	12.30
3822-1-48T	1/4" x 4" x 48" Tinned Copper Ground Bar with 7/16" Holes in 1-3/4" NEMA Hole Pattern with Stand Offs and Insulators	EA	15.60
3822-1-60T	1/4" x 4" x 60" Tinned Copper Ground Bar with 7/16" Holes in 1-3/4" NEMA Hole Pattern with Stand Offs and Insulators	EA	19.80
7000-3822-1-12T	1/4" x 4" x 12" Tinned Copper Ground Bar with 7/16" Holes in 1-3/4" NEMA Hole Pattern - Bar Only	EA	3.70
7000-3822-1-18T	1/4" x 4" x 18" Tinned Copper Ground Bar with 7/16" Holes in 1-3/4" NEMA Hole Pattern - Bar Only	EA	5.60
7000-3822-1-20T	1/4" x 4" x 20" Tinned Copper Ground Bar with 7/16" Lug Holes in 1-3/4" NEMA Hole Pattern and (2) 7/16" Mount Holes - BAR ONLY -	EA	6.00
7000-3822-1-24T	1/4" x 4" x 24" Tinned Copper Ground Bar with 7/16" Holes in 1-3/4" NEMA Hole Pattern - Bar Only	EA	7.40
7000-3822-1-36T	1/4" x 4" x 36" Tinned Copper Ground Bar with 7/16" Holes in 1-3/4" NEMA Hole Pattern - Bar Only	EA	11.20
7000-3822-1-48T	1/4" x 4" x 48" Tinned Copper Ground Bar with 7/16" Holes in 1-3/4" NEMA Hole Pattern - Bar Only	EA	14.50
7000-3822-1-60T	1/4" x 4" x 60" Tinned Copper Ground Bar with 7/16" Holes in 1-3/4" NEMA Hole Pattern - Bar Only	EA	18.10



### Ground Bars - 1/4" x 4" 1-3/4" NEMA Lug Hole Spacing 9/16" (GC-TICU-144-032)

allG offers Ground Bars: 1/4" x 4" - 1-3/4" NEMA Lug Hole Spacing, and other sizes are available upon request. Available with mounting hardware or bar only in bare or tinned copper. allG manufactured ground bars meet or exceed UL 467 standards.

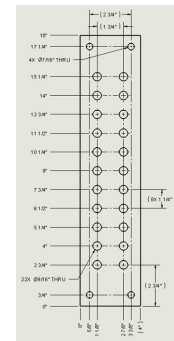
Item #	Description	Unit	Wt (lb)
3822-15-12T	1/4" x 4" x 12" Tinned Copper Ground Bar with 9/16" Holes in 1-3/4" NEMA Hole Pattern with Stand Offs and Insulators	EA	4.70
3822-15-18T	1/4" x 4" x 18" Tinned Copper Ground Bar with 9/16" Holes in 1-3/4" NEMA Hole Pattern with Stand Offs and Insulators	EA	6.50
3822-15-20T	1/4" x 4" x 20" Tinned Copper Ground Bar with 9/16" Holes in 1-3/4" NEMA Hole Pattern with Stand Offs and Insulators	EA	7.10
3822-15-24T	1/4" x 4" x 24" Tinned Copper Ground Bar with 9/16" Holes in 1-3/4" NEMA Hole Pattern with Stand Offs and Insulators	EA	8.42
3822-15-24T-3	Tamper Resistant 1/4" x 4" x 24" Tinned Copper Ground Bar with 9/16" Holes in 1-3/4" NEMA Hole Pattern with Stand Offs and Insulators	EA	8.52
3822-15-36T	1/4" x 4" x 36" Tinned Copper Ground Bar with 9/16" Holes in 1-3/4" NEMA Hole Pattern with Stand Offs and Insulators	EA	12.00
3822-15-48T	1/4" x 4" x 48" Tinned Copper Ground Bar with 9/16" Holes in 1-3/4" NEMA Hole Pattern with Stand Offs and Insulators	EA	16.60
7000-3822-15-12T	1/4" x 4" x 12" Tinned Copper Ground Bar with 9/16" Holes in 1-3/4" NEMA Hole Pattern - Bar Only	EA	3.60
7000-3822-15-18T	1/4" x 4" x 18" Tinned Copper Ground Bar with 9/16" Holes in 1-3/4" NEMA Hole Pattern - Bar Only	EA	5.40
7000-3822-15-20T	1/4" x 4" x 20" Tinned Copper Ground Bar with 9/16" Holes in 1-3/4" NEMA Hole Pattern and (2) 7/16" Mount Holes - BAR ONLY -	EA	6.00
7000-3822-15-24T	1/4" x 4" x 24" Tinned Copper Ground Bar with 9/16" Holes in 1-3/4" NEMA Hole Pattern - Bar Only	EA	7.32
7000-3822-15-36T	1/4" x 4" x 36" Tinned Copper Ground Bar with 9/16" Holes in 1-3/4" NEMA Hole Pattern - Bar Only	EA	10.90
7000-3822-15-48T	1/4" x 4" x 48" Tinned Copper Ground Bar with 9/16" Holes in 1-3/4" NEMA Hole Pattern - Bar Only	EA	14.90



**Ground Bars - 1/4" x 4" X 18"** (GC-TICU-144-18)

allG offers Copper Ground bars 1/4" x 4" x 18" with (22) 9/16" holes and (4) 7/16" mount holes to fit the allG Part #3880-2 Bracket. These ground bars are also available in a tinned version and are manufactured in allG's shop in North Texas and are sure to provide exemplary grounding. allG manufactured ground bars meet or exceed UL 467 standards.

Item #	Description	Unit	Wt (lb)
3822-151-18T	Ground Bar; Tinned copper; 1/4" x 4" x 18"; (22) 9/16" punched holes & (4) 7/16" mount holes; Includes 3875-2 mounting kit (Bar is also Designed to Fit PGC-14C519-MPGP Cover)	EA	7.65
7000-3822-151-18T	1/4" x 4" x 18" Tinned Copper Ground Bar with (22) 9/16" Holes and (4) 7/16" Mount Holes to Fit 3880-2 Bracket	EA	5.50

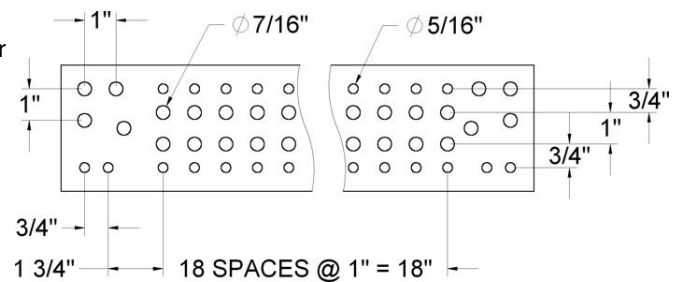


Item #7000-3822-151-18T

**Ground Bars - 24" Long** (GC-GBAR-BAR-0162)

allG offers Ground Bars - 24" Long that are also available bar only with or without lettering. Other sizes available upon request. allG manufactured ground bars meet or exceed UL 467 standards.

Item #	Description	Unit	Wt (lb)
7000-3822-12-24T	1/4" x 4" x 24" Tinned copper Ground Bar with (42) 7/16", (42) 5/16" Lug Holes and (2) 1/2" Mounting Holes. Bar Only.	EA	6.90
3822-12-24T	1/4" x 4" x 24" Tinned copper Ground Bar with (42) 7/16", (42) 5/16" Lug Holes and (2) 1/2" Mounting Holes. Bar Includes 3875-4 Mounting Kit.	EA	8.00




Item# 3822-12


**Ground Bars - Telecom** (GC-GBAR-BAR-0163)

allG offers Ground Bars with various rows of holes. Other sizes available upon request. allG manufactured ground bars meet or exceed UL 467 standards.

Item #	Description	Unit	Wt (lb)
3822-3-9T	Ground Bar; Tinned copper; 1/4" x 4" x 13-1/4"; (9) rows of holes; (30) 5/16" & (8) 7/16" punched holes; Includes (2) standoffs & (2) insulators	EA	5.45
3822-3-15T	1/4" x 4" x 20" Tinned Copper Ground Bar with (15) rows of holes (54) 5/16" and (8) 7/16" Punched Holes. Includes (2) standoffs, (2) insulators.	EA	7.48
3822-3-19T	1/4" x 4" x 24-1/2" Tinned Copper Ground Bar with (19) rows of holes (66) 5/16" and (12) 7/16" Punched Holes. Includes (2) Standoffs, (2) insulators.	EA	8.80
3822-3-23T	1/4" x 4" x 29" Tinned Copper Ground Bar with (23) rows of holes (82) 5/16" and (12) 7/16" Punched Holes. Includes (2) Standoffs, (2) insulators.	EA	10.15
7000-3822-3-9T	Ground Bar; Tinned copper; 1/4" x 4" x 13-1/4"; (9) rows of holes; (30) 5/16" & (8) 7/16" punched holes; Bar only (no brackets or no insulators)	EA	4.00
7000-3822-3-15T	1/4" x 4" x 20" Tinned Copper Ground Bar with (15) rows of holes (54) 5/16" and (8) 7/16" Punched Holes - Bar Only No Brackets No Insulators	EA	6.00
7000-3822-3-19T	1/4" x 4" x 24-1/2" Tinned Copper Ground Bar with (19) rows of holes (66) 5/16" and (12) 7/16" Punched Holes - Bar Only No Brackets No Insulators	EA	7.33
7000-3822-3-23T	1/4" x 4" x 29" Tinned Copper Ground Bar with (23) rows of holes (82) 5/16" and (12) 7/16" Punched Holes - Bar Only No Brackets No Insulators	EA	8.68



Item #7000-3822-3-9T

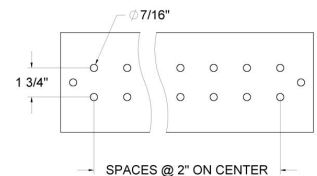


Item #7000-3822-3-19T

**Ground Bars - 1/4" x 6" with 1-3/4" Lug Hole Spacing & 7/16"** (GC-TICU-146-01)

allG offers Ground Bar - 1/4" x 6" with 1 3/4" Lug Hole Spacing and 7/16. Other sizes are available upon request. allG manufactured ground bars meet or exceed UL 467 standards.

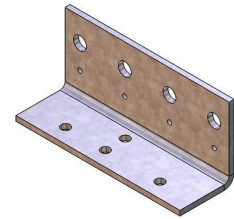
Item #	Description	Unit	Wt (lb)
3832-1-12T	1/4" x 6" x 12 Tinned Copper Ground Bar with 7/16" punched holes in 1-3/4" NEMA hole pattern spaced 2" apart , two stand-off brackets and two insulators.	EA	6.79
7000-3832-1-12T	1/4" x 6" x 12" Tinned Copper Ground Bar with (10) 7/16" punched holes 2" apart with 1-3/4" NEMA hole spacing - Bar Only	EA	5.79



### Bent Arrestor Bars 1/4" x 6" (GC-TICU-AR-146)

allG offers Bent Arrestor Bars with various numbers of holes to fit your needs! Other sizes available upon request. Contact us today!

Item #	Description	Unit	Wt (lb)
3832-PF-4T	1/4" x 6" Tinned Copper four hole polyphaser Ground Bar bent to 90 degrees. Includes 3875 mount kit.	EA	5.00
3832-PF-8T	1/4" x 6" Tinned Copper eight hole polyphaser Ground Bar bent to 90 degrees. Includes 3875 mount kit.	EA	9.82
3832-PF-10T	1/4" x 6" Tinned Copper ten hole polyphaser Ground Bar bent to 90 degrees. Includes 3875 mount kit.	EA	11.30
7000-3832-PF-4T	1/4" x 6" Tinned Copper (4) hole polyphaser Ground Bar bent to 90 degrees - Bar Only	EA	3.90
7000-3832-PF-6T	1/4" x 6" Tinned Copper (6) hole polyphaser Ground Bar bent to 90 degrees - Bar Only	EA	6.00
7000-3832-PF-8T	1/4" x 6" Tinned Copper eight hole polyphaser Ground Bar bent to 90 degrees.	EA	8.72
7000-3832-PF-10T	1/4" x 6" Tinned Copper (10) hole polyphaser Ground Bar bent to 90 degrees - Bar Only	EA	10.30
7000-3832-PF-12T	1/4" x 6" Tinned Copper twelve hole polyphaser Ground Bar bent to 90 degree.	EA	12.40




Item #3832-PF-4T

### Bent Arrestor Bars 1/4" x 7-1/2" - Round Holes (GC-TICU-AR-14712-PF)

Item #	Description	Unit	Wt (lb)
7000-3833-PF-8T	Polyphaser Ground Bar; Tinned copper; (8) holes in staggered pattern; 1/4" x 3" x 5" x 16"	EA	9.44
7000-3833-PF-10T	Polyphaser Ground Bar; Tinned copper; (10) holes in staggered pattern; 1/4" x 3" x 5" x 20"	EA	11.81
7000-3833-PF-12T	Polyphaser Ground Bar; Tinned copper; (12) hole in staggered pattern; 1/4" x 3" x 5" x 24"	EA	14.18
7000-3833-PF-14T	Polyphaser Ground Bar; Tinned copper; (14) holes in staggered pattern; 1/4" x 3" x 5" x 28"	EA	16.55
7000-3833-PF-16T	Polyphaser Ground Bar; Tinned copper; (16) holes in staggered pattern; 1/4" x 3" x 5" x 32"	EA	19.00
7000-3833-PF-20T	Polyphaser Ground Bar; Tinned copper; (20) holes in staggered pattern; 1/4" x 3" x 5" x 40"	EA	23.66



ALT part #7000-3833-PF-8T



ALT part #7000-3833-PF-10T

### Bent Arrestor Bars 1/4" x 7-1/2" - D-Holes (GC-TICU-AR-14712-PFD)

Item #	Description	Unit	Wt (lb)
7000-3833-PFD-8T	Polyphaser Ground Bar; Tinned copper; (8) D-holes in staggered pattern; 1/4" x 3" x 5" x 16"	EA	9.49
7000-3833-PFD-10T	Polyphaser Ground Bar; Tinned copper; (10) D-holes in staggered pattern; 1/4" x 3" x 5" x 20"	EA	11.88
7000-3833-PFD-14T	Polyphaser Ground Bar; Tinned copper; (14) D-holes in staggered pattern; 1/4" x 3" x 5" x 28"	EA	16.66



ALT part #7000-3833-PFD-8T

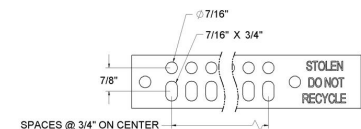


ALT part #7000-3833-PFD-10T

### Ground Bars - Theft Resistant 1/4" x 2" with Universal Lug Hole (GC-GBAR-08-01)

allG offers Theft Resistant Ground Bars that feature a tinned finish to cover copper base material, engraving as shown in the image, tamper resistant hardware in the stand-off kits, and a small width. These ground bars are offered with or without tamper resistant stand-off kits, and ground bar only. allG manufactured ground bars meet or exceed UL 467 standards.

Item #	Description	Unit	Wt (lb)
3812-33-12TR	1/4" x 2" x 12" Tinned Copper Tamper Resistant Ground Bar. Fits 5/8", 3/4", 13/16" and 1" lug hole spacing. Includes 3875-3 tamper resistant mount kit.	EA	2.80
3812-33-20TR	1/4" x 2" x 20" Tinned Copper Tamper Resistant Ground Bar. Fits 5/8", 3/4", 13/16" and 1" lug hole spacing. Includes 3875-3 tamper resistant mount kit.	EA	3.70
3812-33-24TR	1/4" x 2" x 24" Tinned Copper Tamper Resistant Ground Bar. Fits 5/8", 3/4", 13/16" and 1" lug hole spacing. Includes 3875-3 tamper resistant mount kit.	EA	4.10
7000-3812-33-12TR	1/4" x 2" x 12" Tinned Copper Tamper Resistant Ground Bar; fits 5/8", 3/4", 13/16", & 1" lug hole spacing - Bar Only	EA	1.60
7000-3812-33-20TR	1/4" x 2" x 20" Tinned Copper Tamper Resistant Ground Bar; fits 5/8", 3/4", 13/16", & 1" lug hole spacing - Bar Only	EA	2.50
7000-3812-33-24TR	1/4" x 2" x 24" Tinned Copper Tamper Resistant Ground Bar; fits 5/8", 3/4", 13/16", & 1" lug hole spacing - Bar Only	EA	2.90

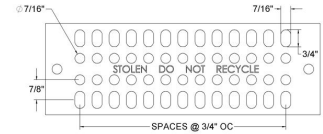


Item# 3812-33-12TR



**Ground Bars -Theft Resistant 1/4" x 4" with Universal Lug Hole** (GC-GBAR-08-04)

allG offers Theft Resistant Ground Bars with 1/4" x 4" Universal Lug Holes. The copper bars include a theft deterrent, tinned finish to cover copper base material, center-line engraving as shown in the image, and tamper resistant hardware in the stand-off kits. These ground bars are offered with or without tamper resistant stand-off kits. Other sizes available upon request. allG manufactured ground bars meet or exceed UL 467 standards.



Item #	Description	Unit	Wt (lb)
3822-33-24TRC	Universal Ground Bar; Tinned copper; 1/4" x 4" x 24"; Tamper resistant; (2) rows of (58) 7/16" x 3/4" & (58) 7/16" punched lug holes; (2) 7/16" mount holes; Engraved with "STOLEN DO NOT RECYCLE" along bar center; Includes 3875-3 tamper resistant mount kit	EA	7.10
7000-3822-33-24TRC	Universal Ground Bar; Tinned copper; 1/4" x 4" x 24"; Tamper resistant; (2) rows of (58) 7/16" x 3/4" & (58) 7/16" punched lug holes; (2) 7/16" mount holes; Engraved with "STOLEN DO NOT RECYCLE" along bar center; Bar Only	EA	5.70

Item# 3822-33-24TRC

**1/4" x 2" Galvanized Ground Bars** (GC-GBAR-GAL-2)

allG offers Galvanized Steel Ground Bars that have a universal hole pattern with a 1" horizontal spacing. These bars are available in a BAR ONLY option by adding the prefix "7000-" and with optional "STOLEN DO NOT RECYCLE" engraved. Other sizes available upon request. Contact us today! allG manufactured ground bars meet or exceed UL 467 standards.

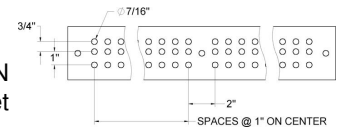


7000-3812G-5-10

Item #	Description	Unit	Wt (lb)
3812G-5-10	Ground Bar; Galvanized steel; 1/4" x 2" x 10"; 7/16" punched lug holes on 1" spacing & 1" centers; Includes 3875 insulator mounting kit	EA	2.50
3812G-5-12	Ground Bar; Galvanized steel; 1/4" x 2" x 12"; 7/16" punched lug holes on 1" spacing & 1" centers; Includes 3875 insulator mounting kit	EA	2.80
7000-3812G-5-6	Ground Bar; Galvanized steel; 1/4" x 2" x 6; 7/16" punched lug holes on 1" spacing & 1" centers; Bar only	EA	0.71
7000-3812G-5-10	Ground Bar; Galvanized steel; 1/4" x 2" x 10"; 7/16" punched lug holes on 1" spacing & 1" centers; Bar only	EA	1.40
7000-3812G-5-12	Ground Bar; Galvanized steel; 1/4" x 2" x 12; 7/16" punched lug holes on 1" spacing & 1" centers; Bar only	EA	1.70

**1/4" x 4" Galvanized Ground Bars** (GC-GBAR-GAL-4)

allG offers Galvanized Steel Ground Bars that have a universal hole pattern with 1" horizontal spacing. These bars are available in a BAR ONLY option by adding the prefix "7000-"; and the option of "STOLEN DO NOT RECYCLE" engraved. Other sizes available upon request. allG manufactured ground bars meet or exceed UL 467 standards.




Item #3822G-51-24

Item #	Description	Unit	Wt (lb)
3822G-51-12	Ground Bar; Galvanized steel; 1/4" x 4" x 12"; Fits 3/4", 1", 1-3/4" single hole lugs & 2-hole lugs; Includes: 3875 insulator mounting kit	EA	4.40
3822G-51-18	Ground Bar; Galvanized steel; 1/4" x 4" x 18"; Fits 3/4", 1", 1-3/4" single hole lugs & 2-hole lugs; Includes: 3875 insulator mounting kit	EA	6.00
3822G-51-20	Ground Bar; Galvanized steel; 1/4" x 4" x 20"; Fits 3/4", 1", 1-3/4" single hole lugs & 2-hole lugs; Includes: 3875 insulator mounting kit	EA	6.55
3822G-51-24	Ground Bar; Galvanized steel; 1/4" x 4" x 24"; Fits 3/4", 1", 1-3/4" single hole lugs & 2-hole lugs; Includes: 3875 insulator mounting kit	EA	7.60
3822G-51-24-VZW	Verizon Ground Bar; Galvanized steel; 1/4" x 4" x 24"; Fits 3/4", 1", 1-3/4" single hole lugs & 2-hole lugs; Engraved with "VZW STEEL BAR - DO NOT RECYCLE"; Includes 3875 insulator mounting kit	EA	7.60
7000-3822G-51-12	Ground Bar; Galvanized steel; 1/4" x 4" x 12"; (9) rows of 7/16" punched lug holes for 3/4", 1", 1-3/4" lug patterns or single hole lugs & (2) 7/16" mount holes; Bar only	EA	3.30
7000-3822G-51-18	Ground Bar; Galvanized steel; 1/4" x 4" x 18"; (15) rows of 7/16" punched lug holes; Fits 3/4", 1", 1-3/4" single hole lugs & 2-hole lugs; (2) 7/16" mount holes; Bar only	EA	4.90
7000-3822G-51-20	Ground Bar; Galvanized steel; 1/4" x 4" x 20"; (17) rows of 7/16" punched lug holes; (2) 7/16" mount holes; Fits 3/4", 1", 1-3/4" lug patterns or single-hole lugs; Bar only	EA	5.10
7000-3822G-51-24	Ground Bar; Galvanized steel; 1/4" x 4" x 24"; (21) rows of 7/16" Punched lug holes; Fits 3/4", 1", 1-3/4" lug patterns or single hole lugs; (2) 7/16" Mount Holes; Bar only	EA	6.50

**1/4" x 4" Galvanized Ground Bars** (GC-GBAR-GAL-4a)

allG offers Galvanized Steel Ground Bars that have a universal hole pattern with a 1" horizontal spacing. These bars are available in a BAR ONLY option by adding the prefix "7000-" and with optional "STOLEN DO NOT RECYCLE" engraved. Other sizes available upon request. Contact Us today! allG manufactured ground bars meet or exceed UL 467 standards.




Item #	Description	Unit	Wt (lb)
3822G-33-20	Ground Bar; Galvanized steel; 1/4" x 4" x 20"; Universal hole pattern; Includes: insulators and stand-off brackets	EA	6.05
3822G-33-20-02ST-210	Ground Bar; Galvanized steel; 1/4" x 4" x 20"; Universal hole pattern; (2) 10' tails of #2 tinned solid welded to bar; Includes insulators & standoffs	EA	10.08
7000-3822G-33-20	Ground Bar; Galvanized steel; 1/4" x 4" x 20"; Universal hole pattern; Bar only	EA	4.32
7000-3822G-33-20-210	7000-3822G-33-20 Bar with (2) 10' Tails of #2 Tinned Solid Welded to Bar	EA	8.98

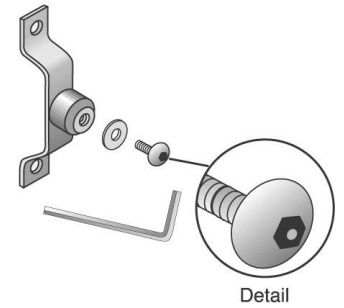
### Ground Bar Stand-off Kits (GC-GBAR-04)

allG offers Ground Bar Stand-off insulator assembly kits for securing ground bars. Item# 3875-3 comes with a tamper security feature. All hardware is included in the assembly kit.

Item #	Description	Unit	Wt (lb)
3875	Ground Bar Insulator & Mounting Bracket Assembly Kit; Includes: (2) 3/8" insulators, (2) universal stainless steel mounting brackets, & hardware	EA	1.10
3875HD	Ground Bar Insulator & Mounting Bracket Assembly Kit; Includes: (2) 3870 insulators, (2) 3880HD stainless steel mounting brackets, & hardware	EA	1.60
3875-1	Ground Bar Insulator & Mounting Bracket Assembly Kit; Includes: (2) 1/4" insulators & (2) universal stainless steel mounting brackets, & hardware	EA	0.55
3875-1-3	Ground Bar Insulator & Mounting Bracket Assembly Kit; Includes: (3) 3872 insulators, (3) 3880 stainless steel mounting brackets, & 1/4" stainless steel hardware	EA	1.02
3875-2	Ground Bar Insulator & Mounting Bracket Assembly Kit; Includes: (4) 3870 insulators, (2) 3880-2 stainless steel mounting brackets, & hardware	EA	1.70
3875-3	Tamper Resistant Ground Bar Insulator & Mounting Bracket Assembly Kit; Includes: (2) 3870 insulators, (2) 3880 stainless steel mounting brackets, & hardware	EA	1.20
3875-TRKIT	Tamper Resistant Hardware Kit; Includes: (4) tamper resistant bolts, (1) security key, (2) flat washers, & (2) lock washers	EA	1.30
3875-4	Ground Bar Insulator & Mounting Bracket Assembly Kit; Includes: (2) 3869 insulators, (2) 3880-3 stainless steel mounting brackets, & hardware	EA	1.80
3875-5	Ground Bar Insulator & Mounting Bracket Assembly Kit; Includes: (2) 3873 insulators, (2) 3880-3 stainless steel mounting brackets, & hardware	EA	2.20
3875-6	Ground Bar Insulator & Mounting Assembly Kit; Includes: (2) 3870 insulators, (2) 2" beam clamps, & hardware	EA	2.64
3875-9	Ground Bar Insulator & Mounting Bracket Kit; Includes: (3) 3870 insulators, (3) 3880 stainless steel mounting brackets, & hardware; fits 1/8" thru 1/4" thick bars	EA	1.70
3875-10HD	Ground Bar Insulator & Mounting Bracket Assembly Kit; Includes: (2) 3/8" insulators, (2) heavy duty universal stainless steel brackets, & hardware for 1/2" thick copper bar	EA	1.45
3875-SUPP	Ground Bar with Plexiglass Cover Insulator / Mounting Bracket Assembly Kit; Includes (8)-3872 and (2)-3880-1-2 with 1/4" Stainless Steel Hardware	EA	N/A
3875-12	Plexiglass/Ground Bar Insulator Mounting Bracket Assembly Kit; fits 6" wide ground bars with plexiglass cover; includes: (4) 3/8" insulators, (2) heavy duty 4-hole stainless steel mounting brackets, & hardware	EA	2.20
3875-13	Ground Bar with Plexiglass Cover Insulator & Mounting Bracket Assembly Kit; Includes: (4) 3870 insulators, (2) 3880 stainless steel mounting brackets, & 3/8" stainless steel hardware	EA	1.64
3875-PGC-38NYLON	Plexiglass Cover Two Hole Mounting Kit; Includes (2) 3/8" x 4" nylon threaded rod & 3/8" stainless steel hardware	EA	0.22
3875-PGC-338	Ground Bar with Plexiglass Cover Insulator / Mounting Bracket Assembly Kit for (3) Mounting Hole Ground Bar Includes (6)-3870 3/8" Insulators, (3)-3880 Mounting Brackets with 3/8" Stainless Steel Hardware	EA	3.10
3875-12-3	Ground Bar Insulator & Mounting Bracket Assembly Kit; Includes: (3) 1/2" insulators, (3) 3880-3 stainless steel brackets, & hardware	EA	2.70
3875-38	Ground Bar Insulator & Mounting Bracket Assembly Kit; Includes: (2) 3870 insulators, (2) 3880HD stainless steel mounting brackets, & hardware for 3/8" thick copper bar	EA	1.35
3875-3888-4	Ground Bar Insulator & Mounting Bracket Assembly Kit; Includes: (2) 3868 insulators, (2) 3888-4 stainless steel mounting brackets, & hardware	EA	2.50
3875-3880HD-134	Ground Bar Insulator & Mounting Bracket Assembly Kit; Includes: (2) 3870 insulators, (2) 3880HD-134 stainless steel mounting brackets, & hardware	EA	1.60
3875-6581	Ground Bar Insulator & Mounting Bracket Assembly Kit for Double Insulator Bracket. Kit is Designed for 1/2" Thick Ground Bars - Includes (6) 5/8" Threaded Insulators with (3) 3886-1 Double Hole Heavy Duty Brackets	EA	8.40
3875-BHCP	Ground Bar Insulator Kit Only; Mounting brackets not included; Includes: (4) 3872 insulators & hardware	EA	N/A
3875HD-5	Ground Bar Insulator & Mounting Bracket Assembly Kit; Heavy duty; Includes: (2) 3873 insulators, (2) 3880HD-3 stainless steel mounting brackets, & hardware; fits 1/4" thru 3/4" thick bars	EA	N/A



3875



Detail

Tamper resistant bracket kit with hardware

### Insulators - Poly Thermoset (GC-GBAR-02)

allG offers Poly Thermoset Insulators that are cost-effective, offer great stability of electrical and mechanical parameters, and high resistance to leakage current. They are manufactured from a halogen free, fiberglass reinforced thermoset, unsaturated polyester molded compound (BMC), and the electroplated zinc inserts are threaded to ASME standards.

Item #	Description	Unit	Wt (lb)
3872	Poly Insulator; Small; 1/4" threads; 1" height; 1" width; 5/16" thread depth; 600 voltage AC	EA	0.06
3872-114	Poly Insulator; small; 1/4" threads; 1-1/4" height; 1-5/8" width; 5/16" thread depth; 750 voltage AC	EA	0.12
3870	Poly Insulator; Standard; 3/8" threads; 1-7/8" height; 1-3/4" width; 9/16" thread depth; 2000 voltage AC	EA	0.35
3868	Poly Insulator; Large; 3/8" threads; 2-1/2" height; 2-1/2" width; 5/8" thread depth; 3200 voltage AC	EA	0.72
3869	Poly Insulator; Large; 1/2" threads; 2-1/2" height; 2-1/2" width; 5/8" thread depth; 3200 voltage AC	EA	0.75
3873	Poly Insulator; Large; 5/8" threads; 2-5/8" height; 2-1/2" width; 3/4" thread depth; 3400 voltage AC	EA	0.86



Item# 3868



Item# 3870

### Ground Bar Mounting Brackets: Universal (GC-GBAR-06-UNI)

allG offers Universal Ground Bar Mounting Brackets that include 1" wide stainless steel ground bar mounting brackets, and are offered in a variety of sizes. The dimensions listed are 'Ground Bar Mount Hole Diameter' x 'Base Mounting Hole Diameter' x 'Base Mounting Hole Spacing' x 'Stand-off Height'. Other sizes are available upon request.

Item #	Description	Unit	Wt (lb)
3880	Ground Bar Mounting Bracket; Universal; stands bar off wall 1"; accepts 3/8" hardware for single hole and 5/16" or 1/4" hardware for double hole	EA	0.15
3880-2	Ground Bar Mounting Bracket; Universal; stands bar off wall 1"; accepts 3/8" hardware for single hole and 3/8" hardware for double hole	EA	0.20
3880-3	Ground Bar Mounting Bracket; Universal; stands bar off wall 1"; accepts 1/2" or 5/8" hardware for single hole and 5/16" or 1/4" hardware for double hole	EA	0.20
3880HD	Ground Bar Mounting Bracket; Universal; Stainless steel; Heavy duty; Stands bar off wall 1"; accepts 3/8" hardware	EA	0.30
3880HD-134	Ground Bar Mounting Bracket; Universal; Stainless steel; Heavy duty; Stands bar off wall 1-3/4"	EA	0.35
3880HD-3	Ground Bar Mounting Bracket; Heavy duty; Universal; Stainless steel; Stands bar off wall 1"; Fits 5/8" threaded insulators	EA	0.30



#3880-2



#3880-3

### Ground Bar Mounting Brackets: Single Hole (GC-GBAR-06-01)

allG offers Single-Hole Ground Bar Mounting Brackets that include 1" wide stainless steel ground bar mounting brackets, and are offered in a variety of sizes. The dimensions listed are 'Ground Bar Mount Hole Diameter' x 'Base Mounting Hole Diameter' x 'Base Mounting Hole Spacing' x 'Stand-off Height'. Other sizes are available upon request.

Item #	Description	Unit	Wt (lb)
3888-2.5	2-1/2" Single Hole heavy duty stainless steel Ground Bar Mounting Bracket; stands bar off wall 2-1/2"; accepts 3/8" hardware	EA	0.40
3888-4	4" Single Hole heavy duty stainless steel Ground Bar Mounting Bracket; stands bar off wall 4"; accepts 3/8" hardware	EA	0.60
3888-6	6" Single Hole heavy duty stainless steel Ground Bar Mounting Bracket; stands bar off wall 6"; accepts 3/8" hardware	EA	N/A



#3888-2.5



#3888-4

### Ground Bar Mounting Brackets: Double Hole (GC-GBAR-06-02)

allG's 2-hole Ground Bar Mounting Brackets are manufactured in 1" wide stainless steel, and are offered in a variety of sizes. The 7/16" diameter base mount holes are provided on each bracket. The dimensions listed are as follows: 'Ground Bar Mount Hole Diameter' x 'Ground Bar Mount Hole Spacing' x 'Base Mounting Hole Spacing' x 'Stand-off Height'. Additional sizes available upon request.

Item #	Description	Unit	Wt (lb)
3886-516	5/16" Double Hole stainless steel Ground Bar Mounting Bracket for 6" wide ground bars; stands bar off wall 1-3/16"; ground bar mount holes are 5/16" to accept 5/16" or 1/4" hardware	EA	0.40
3886-716	7/16" Double Hole stainless steel Ground Bar Mounting Bracket for 6" wide ground bars; stands bar off wall 1-3/16"; ground bar mount holes are 7/16" to accept 3/8" hardware	EA	0.40
3886-1116	11/16" Double Hole stainless steel Ground Bar Mounting Bracket for 6" wide ground bars; stands bar off wall 1-3/16"; ground bar mount holes are 11/16" to accept 5/8" hardware	EA	0.40



Item #3886-516



Item #3886-716

### L Brackets (GC-GBAR-12)

allG offers L Brackets perfect for a variety of tasks. These versatile brackets are made of 1/8" stainless steel and are ideal for your jobsite solutions. Made in the USA.

Item #	Description	Unit	Wt (lb)
3885-BHCP-1	1/8" x 1" x 3" x 4" Stainless Steel L Mounting Bracket with (2) 5/16" Holes and (2) 5/16" x 1" Slotted Holes	EA	0.20
3885-BHCP-2	1/8" x 2" x 1-1/2" x 3-3/8" Stainless Steel L Mounting Bracket with (4) 5/16" Holes	EA	0.30
3885-BHCP-3	1/8" x 2" x 1-1/2" x 3-7/8" Stainless Steel L Mounting Bracket with (2) 5/16" Holes and (2) 516" x 916" Slotted Holes	EA	0.30
3885-L-44	Stainless L Bracket 1/8" Thick 1" Wide 4" x 4" Legs (4) 5/16" Mount Holes	EA	0.30
3885-L-294	Stainless L Bracket 1/8" Thick 2" Wide 4" x 9" Legs (4) 7/16" Mount Holes	EA	0.90

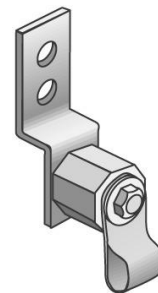


3885-L-44

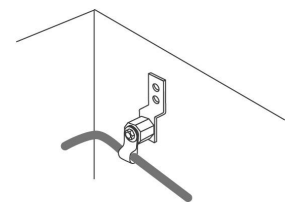
### Insulators - Halo Stand-off (GC-GBAR-03)

allG offers a Halo Stand-off Insulator assembly that is ideal for securing interior halo grounding ring conductors to structures. Item# 3890-2 features a stainless steel rubber insulated loop clip.

Item #	Description	Unit	Wt (lb)
3890	Halo Stand-off Insulating Bracket with 2425; Fits #2 through #2/0 conductor	EA	0.20
3890-1	Halo Stand-off Insulating Bracket with 2450; Fits #3/0 Through #4/0 conductor	EA	0.20
3890-2	Halo Stand-off Insulating Bracket with 2405; Includes rubber insulating loop clip	EA	0.40



Item# 3890



Typical Application

### Loops - Rubber Insulated (LP-LOOP-01a)

allG offers Rubber Insulated Loops that are ideal for indoor/outdoor use where cushion clamps are typically used - eliminating secondary fasteners.

Item #	Description	Unit	Wt (lb)
2405	Rubber Insulated Stainless Steel Loop Clip - 100/Bag	EA	0.04



Item# 2405

### Buss Bar - Various Sizes (GC-GBAR-SPL-04)

allG offers a variety of sizes and length of Copper Buss Bar. Other sizes available upon request.

Item #	Description	Unit	Wt (lb)
3801-BLANK-144	1/8" x 1" x 144" Blank Copper Bar (No Holes and No Hardware Kit)	EA	5.80
3802-BLANK-144	1/8" x 2" x 144" Blank Copper Bar (No Holes and No Hardware Kit)	EA	11.64
3804-BLANK-144	1/4" x 1" x 144" Blank Copper Bar (No Holes and No Hardware Kit)	EA	11.60
3812-BLANK-144	1/4" x 2" x 144" Blank Copper Bar (No Holes and No Hardware Kit)	EA	23.28
7000-3812-BB212-144	1/4" x 2" x 144" Copper Buss Bar with (1) Row of (55) 7/16" Lug Holes on 2-1/2" Spacing and (2) 7/16" x 1" Splice Kit Mount Holes on Each End - Bar Only	EA	22.36
3812-BB212-144	1/4" x 2" x 144" Wall Mount Buss Bar Kit; includes (1) 1/4" x 2" x 144" copper bar with splice plate holes on both ends and 7/16" lug holes every 2-1/2"; also includes (3) insulator/mount bracket kits & (1) straight splice kit	EA	26.00
3822-BLANK-144	1/4" x 4" x 144" Blank Copper Bar (No Holes and No Hardware Kit)	EA	46.44

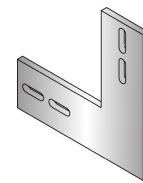


Item #3801-BLANK-144

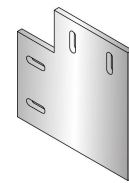
### Buss Bar Splice Kit - Flat 90 Degree Copper (GC-GBAR-SPL-01)

allG offers Bus Bar Splice Kits that include all necessary stainless steel hardware. Other sizes available upon request.

Item #	Description	Unit	Wt (lb)
3849	90 degree Buss Bar Splice Plate; 1/4" x 1"; Flat; Includes stainless steel hardware	EA	1.61
3854	1/4" x 2" Flat 90 degree Buss Bar Splice Plate with stainless steel hardware.	EA	3.22
3855	1/4" x 4" Flat 90 degree Buss Bar Splice Plate with stainless steel hardware.	EA	2.89
3849-18	90 degree Buss Bar Splice Plate; 1/8" x 1"; Flat; Includes stainless steel hardware	EA	0.96
3854-18	1/8" x 2" Flat 90 degree Buss Bar Splice Plate with stainless steel hardware.	EA	1.77
3855-18	1/8" x 4" Flat 90 degree Buss Bar Splice Plate with stainless steel hardware.	EA	1.61
3856-18	1/8" x 4" Copper Straight Buss Bar Splice Plate with stainless steel hardware.	EA	1.29
3857-18	1/8" x 4" Copper 90 degree Corner Buss Bar Splice Plate with stainless steel hardware.	EA	1.29



Item# 3849




Item# 3855


### Buss Bar Splice Kit - Straight Copper (GC-GBAR-SPL-02)

allG offers Straight Copper Buss Bar Splice Kits that include all necessary stainless steel hardware. Other sizes available upon request.

Item #	Description	Unit	Wt (lb)
3850-18	Straight Buss Bar Splice Plate; Copper; Includes stainless steel hardware; 1/8" x 1"	EA	0.70
3852-18	1/8" x 2" Copper Straight Buss Bar Splice Plate with stainless steel hardware.	EA	0.82
3850	Straight Buss Bar Splice Plate; Copper; Includes stainless steel hardware; 1/4" x 1"	EA	0.90
3852	1/4" x 2" Copper Straight Buss Bar Splice Plate with stainless steel hardware.	EA	1.80
3856	1/4" x 4" Copper Straight Buss Bar Splice Plate with stainless steel hardware.	EA	3.60



Item# 3850




Item# 3856

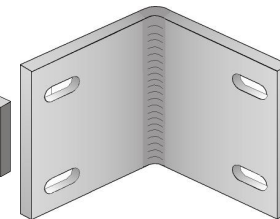
### Buss Bar Splice Kit - 90 Degree Copper (GC-GBAR-SPL-03)

allG offers 90-degree Copper Splice Kits that include all necessary stainless steel hardware. Other sizes available upon request.

Item #	Description	Unit	Wt (lb)
3851-18	1/8" x 1" Copper 90 degree Corner Splice Plate with stainless steel hardware.	EA	0.82
3853-18	1/8" x 2" Copper 90 degree Corner Buss Bar Splice Plate with stainless steel hardware.	EA	0.80
3851	1/4" x 1" Copper 90 degree Corner Splice Plate with stainless steel hardware.	EA	0.90
3853	1/4" x 2" Copper 90 degree Corner Buss Bar Splice Plate with stainless steel hardware.	EA	1.80
3857	1/4" x 4" Copper 90 degree Corner Buss Bar Splice Plate with stainless steel hardware.	EA	3.60



Item# 3851



Item# 3857

### Security Boxes (GC-BOX)

allG offers Security Boxes to deter theft of copper ground bars. The box will secure a ground bar up to 6" wide and 28" long. The box comes with tamper resistant hardware and a key and the holes for the wires are field drilled to ensure your jobsite solutions!

Item #	Description	Unit	Wt (lb)
5950-307-SB	Ground Bar Security Box; 30" L x 7" H x 6-7/8" D; with security lid & key	EA	21.50



Item #5950-307-SB

### One Hole Standard Barrel Compression with Inspection Window (GC-TCCLUG-04)

allG offers One-Hole Standard Barrel Lugs with Inspection Window to visually ensure full conductor insertion. The color-coded barrels specify die index numbers for proper crimp die selection. allG manufactured compression lugs meet or exceed UL 467 standards.



Item# 1579-1HSBIW-14

Item #	Description	Unit	Wt (lb)
1590-1HSBIW-14	Compression Lug; Tinned copper; Standard barrel; #8 stranded wire; 1/4" one-hole; Inspection window; Red color code	EA	0.01
1590-1HSBIW-38	Compression Lug; Tinned copper; Standard barrel; #8 stranded wire; 3/8" one-hole; Inspection window; Red color code	EA	0.01
1579-1HSBIW-516	Compression Lug; Tinned copper; Standard barrel; #6 stranded wire; 5/16" one hole; Inspection window; Blue color code	EA	0.02
1579-1HSBIW-14	Compression Lug; Tinned copper; Standard barrel; #6 stranded wire; 1/4" one hole; With inspection window; Blue color code	EA	0.02
1579-1HSBIW-38	Compression Lug; Tinned copper; Standard barrel; #6 stranded wire; 3/8" one hole; Inspection window; Blue color code	EA	0.02
1580-1HSBIW-14	Compression Lug; tinned copper; standard barrel; #2 stranded wire; 1/4" one hole; with inspection window; brown color code	EA	0.03
1580-1HSBIW-516	Compression Lug; Tinned copper; Standard barrel; #2 stranded wire; 5/16" one hole; Inspection window; Brown color code	EA	0.03
1580-1HSBIW-38	Compression Lug; tinned copper; standard barrel; #2 stranded wire; 3/8" one hole; with inspection window; brown color code	EA	0.03
1580-1HSBIW-12	Compression Lug; Tinned copper; Standard barrel; #2 stranded wire; 1/2" one hole; Inspection window; Brown color code	EA	0.06
1576F-1HSBIW-38-BUR	***CLOSEOUT SALE*** Burndy Compression Lug; Tinned copper; Standard barrel; 2/0 Flex wire; 3/8" one-hole; Inspection window; Black color code	EA	0.07
1578-1HSBIW-38	Compression Lug; tinned copper; standard barrel; 4/0 wire; 3/8" one hole; with inspection window; purple color code	EA	0.09

### One Hole Long Barrel Compression (GC-TCCLUG-02)

allG offers One-Hole Long Barrel Lugs that maximize the number of crimps and provides premium wire pull-out strength and electrical performance. allG manufactured compression lugs meet or exceed UL 467 standards.



Item #	Description	Unit	Wt (lb)
1591-1HSB-38	Compression Lug; Tinned copper; Standard barrel; #14 - #10 stranded or #12 - #10 solid wire; 3/8" one-hole; No color code; 50/box	EA	0.01
1591-1HLB-14	Compression Lug; Tinned Copper; Long Barrel; #14 - #10 stranded wire or #12 - #10 solid wire; 1/4" one-hole; No color code	EA	0.01
1590-1HLB-14	Compression Lug; Tinned copper; Long barrel; #8 stranded wire; 1/4" one-hole; Red color code	EA	0.01
1579-1HLB-14	Compression Lug; Tinned copper; Long barrel; #6 wire; 1/4" one hole; Blue color code	EA	0.02
1579-1HLB-516	Compression Lug; Tinned copper; Long barrel; #6 wire; 5/16" one hole; Blue color code	EA	0.02
1579-1HLB-38	Compression Lug; Tinned copper; Long barrel; #6 wire; 3/8" one hole; Blue color code	EA	0.02
1587-1HLB-38	Compression Lug; tinned copper; long barrel; #5 wire; 3/8" one hole; blue color code	EA	0.02
1586-1HLB-14	Compression Lug; Tinned copper; Long Barrel; #4 wire; 1/4" one-hole; Gray color code	EA	0.03
1582-1HLB-516	Compression Lug; tinned copper; long barrel; #2 solid & #3 stranded wire; 5/16" one hole; fits both 1/4" & 5/16" hardware; white color code	EA	0.04
1582-1HLB-38	Compression Lug; Tinned copper; Long barrel; #2 solid & #3 stranded wire; 3/8" one hole; White color code	EA	0.04
1580-1HLB-516	Compression Lug; Tinned copper; Long barrel; #2 stranded wire; 5/16" one-hole; Fits both 1/4" & 5/16" hardware; Brown color code	EA	0.05
1580-1HLB-14	Compression Lug; Tinned copper; Long barrel; #2 stranded wire; 1/4" one-hole; Brown color code	EA	0.05
1580-1HLB-38	Compression Lug; Tinned copper; Long barrel; #2 stranded wire; 3/8" one-hole; Brown color code	EA	0.05
1580-1HLB-12	Compression Lug; Tinned copper; Long barrel; #2 stranded wire; 1/2" one-hole; Brown color code	EA	0.08
1575-1HLB-38	Compression Lug; 1/0 Wire; Tinned copper; Long barrel; 3/8" One-hole; Pink color code	EA	0.06
1575-1HLB-12	Compression Lug; 1/0 Wire; Long barrel; Tinned copper; 1/2" One-hole; Pink color code	EA	0.06
1576-1HLB-38	Compression Lug; 2/0 Wire; Long barrel; Tinned copper; 3/8" One-hole; Black color code	EA	0.07
1576-1HLB-12	Compression Lug; 2/0 Wire; Long barrel; Tinned copper; 1/2" One-hole; Black color code	EA	0.07
1577-1HLB-38	Compression Lug; Tinned copper; Long barrel; 3/0 Wire; 3/8" one-hole; Orange color code	EA	0.09
1577-1HLB-12	Compression Lug; Tinned copper; Long barrel; 3/0 Wire; 1/2" one-hole; Orange color code	EA	0.09
1578-1HLB-38	Compression Lug; Tinned copper; Long barrel; 4/0 wire; 3/8" one hole; Purple color code	EA	0.10
1578-1HLB-12	Compression Lug; tinned copper; long barrel; 4/0 wire; 1/2" one hole; purple color code	EA	0.10
1583-1HLB-38	Compression Lug; tinned copper; long barrel; 250 MCM wire; 3/8" one hole; yellow color code	EA	0.13
1583-1HLB-12	Compression Lug; tinned copper; long barrel; 250 MCM wire; 1/2" one hole; yellow color code	EA	0.16

### One Hole Long Barrel Compression with Inspection Window (GC-TCCLUG-02a)

allG offers One-Hole Long Barrel Lugs with Inspection Window that visually assures full conductor insertion. allG manufactured compression lugs meet or exceed UL 467 standards.

Item #	Description	Unit	Wt (lb)
1591-1HLBIW-14	Compression Lug; Tinned Copper; Long barrel; #14 - #10 stranded wire or #12 - #10 solid wire; 1/4" one-hole; Inspection window; No color code	EA	0.01
1590-1HLBIW-14	Compression Lug; Tinned copper; Long barrel; #8 stranded wire; 1/4" one-hole; Inspection window; Red color code	EA	0.01
1579-1HLBIW-14	Compression Lug; Tinned copper; Long barrel; #6 wire; 1/4" one hole; Inspection window; Blue color code	EA	0.02
1579-1HLBIW-516	Compression Lug; Tinned copper; Long barrel; #6 wire; 5/16" one hole; Inspection window; Blue color code	EA	0.02
1579-1HLBIW-38	Compression Lug; Tinned copper; Long barrel; #6 wire; 3/8" one hole; Inspection window; Blue color code	EA	0.02
1586-1HLBIW-14	Compression Lug; Tinned copper; Long barrel; #4 wire; 1/4" one-hole; Inspection window; Gray color code	EA	0.03
1580-1HLBIW-38	Compression Lug; Tinned copper; Long barrel; #2 stranded wire; 3/8" one hole; Inspection window; Brown color code	EA	0.05
1580-1HLBIW-14	Compression Lug; Tinned copper; Long barrel; #2 stranded wire; 1/4" one hole; Inspection window; Brown color code	EA	0.05
1580-1HLBIW-516	Compression Lug; Tinned copper; Long barrel; #2 stranded wire; 5/16" one hole; Inspection window; Brown color code	EA	0.05
1582-1HLBIW-38	Compression Lug; Tinned copper Long barrel; #2 solid & #3 stranded wire; (1) 3/8" hole; Inspection window; White color code	EA	0.04
1582-1HLBIW-516	Compression Lug; Tinned copper Long barrel; #2 solid & #3 stranded wire; (1) 5/16" hole; Inspection window; White color code	EA	0.04
1575-1HLBIW-38	Compression Lug; Tinned copper; Long barrel; 1/0 Wire; 3/8" One-hole; Inspection window; Pink color code	EA	0.05
1575-1HLBIW-12	Compression Lug; Tinned copper; Long barrel; 1/0 Wire; 1/2" One-hole; Inspection window; Pink color code	EA	0.05
1576-1HLBIW-38	Compression Lug; Tinned copper; Long barrel; 2/0 Wire; 3/8" One-hole; Inspection window; Black color code	EA	0.07
1576-1HLBIW-12	Compression Lug; Tinned copper; Long barrel; 2/0 Wire; 1/2" One-hole; Inspection window; Black color code	EA	0.07
1578-1HLBIW-38	Compression Lug; tinned copper; long barrel; 4/0 wire; 3/8" one hole; with inspection window; purple color code	EA	0.10
1583-1HLBIW-38	Compression Lug; Tinned copper; Long barrel; 250 MCM wire; 3/8" one hole; Inspection window; Yellow color code	EA	0.13
1583-1HLBIW-12	Compression Lug; Tinned copper; Long barrel; 250 MCM wire; 1/2" one hole; Inspection window; Yellow color code	EA	0.16
1586-1HLBIW-38	Compression Lug; Tinned copper; Long barrel; #4 wire; 3/8" one-hole; Inspection window; Gray color code	EA	0.02



Item# 1579-1HLBIW-14



Item #1590-1HLBIW-14

### Two Hole Standard Barrel (GC-TCCLUG-2HSB)

allG offers Two-Hole Standard Barrel Lugs that maximize the number of crimps and provides premium wire pull-out strength and electrical performance. allG manufactured compression lugs meet or exceed UL 467 standards.

Item #	Description	Unit	Wt (lb)
1591-2HSB-1458	Compression Lug; Tinned Copper; Standard Barrel; #14 - #10 stranded wire or #12 - #10 solid wire; 1/4" two-hole on 5/8" center; No color code	EA	0.01
1591-2HSB-1058	Compression Lug; Tinned copper; Standard barrel; #14 - #10 stranded wire or #12 - #10 solid; #10 stud two-hole on 5/8" center; No color code	EA	0.01
1590-2HSB-1458	Compression Lug; Tinned copper; Standard barrel; #8 stranded wire; 1/4" two-hole on 5/8" spacing; Red color code	EA	0.02
1590-2HSB-141	Compression Lug; Tinned copper; Standard barrel; #8 stranded wire; 1/4" two-hole on 1" center; Red color code	EA	0.02
1580-2HSB-1458	Compression Lug; Tinned copper; Short barrel; #2 stranded wire; 1/4" two holes on 5/8" spacing; Brown color code	EA	0.05



Item #1591-2HSB-1458



**Two Hole Standard Barrel Compression with Inspection Window** (GC-TCCLUG-03)

allG offers Two-Hole Standard Barrel Lugs with Inspection Windows that visually assures full conductor insertion. The color-coded barrels specify die index numbers for proper crimp die selection. allG manufactured compression lugs meet or exceed UL 467 standards.

Item #	Description	Unit	Wt (lb)
1591-2HSBIW-1058	Compression Lug; Tinned copper; Standard barrel; #14 - #10 stranded wire or #12 - #10 solid; #10 stud two-hole on 5/8" center; Inspection window; No color code	EA	0.01
1591-2HSBIW-1458	Compression Lug; Tinned copper; Standard barrel; #14 - #10 stranded wire or #12 - #10 solid; 1/4" two-hole on 5/8" center; Inspection window; No color code	EA	0.01
1590-2HLBIW-1434	Compression Lug; Tinned copper; long barrel; #8 stranded wire; 1/4" two-hole on 3/4" spacing; Inspection window; Red color code	EA	0.02
1590-2HSBIW-1458	Compression Lug; Tinned copper; Standard barrel; #8 stranded wire; 1/4" two-hole on 5/8" spacing; Inspection window; Red color code	EA	0.02
1590-2HSBIW-141	Compression Lug; Tinned copper; Standard barrel; #8 stranded wire; 1/4" two-hole on 1" center; Inspection window; Red color code	EA	0.02
1579-2HSBIW-1412	Compression Lug; tinned copper; standard barrel; #6 wire; 1/4" two holes on 1/2" spacing; with inspection window; blue color code	EA	0.02
1579-2HSBIW-1458	Compression Lug; Tinned copper; Short barrel; #6 wire; 1/4" Two-hole on 5/8" spacing; Inspection window; Blue color code	EA	0.02
1579-2HSBIW-1434	Compression Lug; tinned copper; standard barrel; #6 wire; 1/4" two holes on 3/4" spacing; with inspection window; blue color code	EA	0.03
1579-2HSBIW-141	Compression Lug; tinned copper; standard barrel; #6 wire; 1/4" two holes on 1" spacing; with inspection window; blue color code	EA	0.03
1579-2HSBIW-381	Compression Lug; tinned copper; standard barrel; #6 wire; 3/8" two holes on 1" spacing; with inspection window; blue color code	EA	0.03
1580-2HSBIW-1458	Compression Lug; Tinned copper; Standard barrel; #2 stranded wire; 1/4" two-hole on 5/8" center; Inspection window; Brown color code	EA	0.05
1575-2HSBIW-1458	Compression Lug; 1/0 Wire; Standard barrel; Tinned copper; 1/4" Two-hole on 5/8" spacing; Inspection window; Pink color code	EA	0.08



Item #1579-2HSBIW-141

## Two Hole Long Barrel Compression (GC-TCCLUG-01)

allG offer Two-Hole Long Barrel Compression Lugs that maximize the number of crimps and provides premium wire pull-out strength & electrical performance. The color-coded barrels are marked with specified die index numbers for proper crimp die selection. The enclosed barrel prevents corrosive material from entering when used in harsh environments. allG manufactured compression lugs meet or exceed UL 467 standards.

Item #	Description	Unit	Wt (lb)
1591-2HLB-1458	Compression Lug; Tinned copper; Long barrel; #14-#10 stranded or #12-#10 solid wire; 1/4" two-hole on 5/8" spacing; No color code	EA	0.02
1591-2HLB-1434	Compression Lug; Tinned copper; Long barrel; #14-#10 stranded or #12-#10 solid wire; 1/4" two-hole on 3/4" spacing; No color code	EA	0.02
1591-2HLB-141	Compression Lug; Tinned copper; Long barrel; #14-#10 stranded or #12-#10 solid wire; 1/4" two-hole on 1" spacing; No color code	EA	0.02
1590-2HLB-1458	Compression Lug; Tinned copper; Long barrel; #8 stranded wire; 1/4" two-hole on 5/8" spacing; Red color code	EA	0.02
1590-2HLB-1434	Compression Lug; Tinned copper; Long barrel; #8 stranded wire; 1/4" two-hole on 3/4" spacing; Red color code	EA	0.02
1590-2HLB-141	Compression Lug; Tinned copper; Long barrel; #8 stranded wire; 1/4" two-hole on 1" spacing; Red color code	EA	0.02
1579-2HLB-1458	Compression Lug; Tinned copper; Long barrel; #6 wire; 1/4" two-hole on 5/8" spacing; Blue color code	EA	0.03
1579-2HLB-1434	Compression Lug; Tinned copper; Long barrel; #6 wire; 1/4" two-hole on 3/4" spacing; Blue color code	EA	0.04
1579-2HLB-141	Compression Lug; Tinned copper; Long barrel; #6 wire; 1/4" two-hole on 1" spacing; Blue color code	EA	0.04
1579-2HLB-51634	Compression Lug; Tinned copper; Long barrel; #6 wire; 5/16" two-hole on 3/4" spacing; Blue color code	EA	0.04
1579-2HLB-5161	Compression Lug; Tinned copper; Long barrel; #6 wire; 5/16" two-hole on 1" spacing; Blue color code	EA	0.04
1579-2HLB-3834	Compression Lug; Tinned copper; Long barrel; #6 wire; 3/8" two-hole on 3/4" spacing; Blue color code	EA	0.03
1579-2HLB-381	Compression Lug; Tinned copper; Long barrel; #6 wire; 3/8" two-hole on 1" spacing; Blue color code	EA	0.03
1579-2HLB-12134	Compression Lug; Tinned copper; Long barrel; #6 wire; 17/32" two-hole on 1-3/4" spacing; Blue color code	EA	0.04
1587-2HLB-3834	Compression Lug; Tinned copper; Long barrel; #5 wire; 3/8" two-hole on 3/4" spacing; Blue color code	EA	0.03
1587-2HLB-381	Compression Lug; Tinned copper; Long barrel; #5 wire; 3/8" two-hole on 1" spacing; Blue color code	EA	0.03
1586-2HLB-381	Compression Lug; Tinned copper; Long barrel; #4 wire; 3/8" two-hole on 1" spacing; Gray color code	EA	0.05
1586-2HLB-1434	Compression Lug; Tinned copper; Long barrel; #4 wire; 1/4" two-hole on 3/4" spacing; Gray color code	EA	0.04
1586-2HLB-1458	Compression Lug; Tinned copper; Long barrel; #4 wire; 1/4" two-hole on 5/8" spacing; Gray color code	EA	0.04
1582-2HLB-1434	Compression Lug; Tinned copper; Long barrel; #2 solid & #3 stranded wire; 1/4" two-hole on 3/4" spacing; White color code	EA	0.04
1582-2HLB-1458	Compression Lug; Tinned copper; Long barrel; #2 solid & #3 stranded wire; 1/4" two-hole on 5/8" spacing; White color code	EA	0.04
1582-2HLB-3834	Compression Lug; Tinned copper; Long barrel; #2 solid & #3 stranded wire; 3/8" two-hole on 3/4" spacing; White color code	EA	0.05
1582-2HLB-381	Compression Lug; Tinned copper; Long barrel; #2 solid & #3 stranded wire; 3/8" two-hole on 1" spacing; White color code	EA	0.05
1580-2HLB-1458	Compression Lug; Tinned copper; Long barrel; #2 stranded wire; 1/4" two-hole on 5/8" spacing; Brown color code	EA	0.06
1580-2HLB-1434	Compression Lug; Tinned copper; Long barrel; #2 stranded wire; 1/4" two-hole on 3/4" spacing; Brown color code	EA	0.06
1580-2HLB-141	Compression Lug; Tinned copper; Long barrel; #2 stranded wire; 1/4" two-hole on 1" spacing; Brown color code	EA	0.06
1580-2HLB-3834	Compression Lug; Tinned copper; Long barrel; #2 stranded wire; 3/8" two-hole on 3/4" spacing; Brown color code	EA	0.06
1580-2HLB-5161	Compression Lug; Tinned copper; Long barrel; #2 stranded wire; 5/16" two-hole on 1" spacing; Brown color code	EA	0.06
1580-2HLB-51634	Compression Lug; Tinned copper; Long barrel; #2 stranded wire; 5/16" two-hole on 3/4" spacing; Brown color code	EA	0.06
1580-2HLB-381	Compression Lug; Tinned copper; Long barrel; #2 stranded wire; 3/8" two-hole on 1" spacing; Brown color code	EA	0.06
1580-2HLB-12134	Compression Lug; Tinned copper; Long barrel; #2 stranded wire; 17/32" two-hole on 1-3/4" spacing; Brown color code; #YA2C-2N	EA	0.08
1575-2HLB-381	Compression Lug; Tinned copper; Long barrel; 1/0 wire; 3/8" two-hole on 1" spacing; Pink	EA	0.10



Two-Hole Long Barrel Compression Lugs



Item #1583-2HLB-12134

	color code			
1575-2HLB-1458	Compression Lug; Tinned copper; Long barrel; 1/0 wire; 1/4" two-hole on 5/8" spacing; Pink color code	EA	0.10	
1575-2HLB-1434	Compression Lug; Tinned copper; Long barrel; 1/0 wire; 1/4" two-hole on 3/4" spacing; Pink color code	EA	0.10	
1575-2HLB-12134	Compression Lug; Tinned copper; Long barrel; 1/0 wire; 17/32" two-hole on 1-3/4" spacing; Pink color code	EA	0.12	
1576-2HLB-1434	Compression Lug; Tinned copper; Long barrel; 2/0 wire; 1/4" two-hole on 3/4" spacing; Black color code	EA	0.11	
1576-2HLB-3834	Compression Lug; Tinned copper; Long barrel; 2/0 wire; 3/8" two-hole on 3/4" spacing; Black color code	EA	0.10	
1576-2HLB-381	Compression Lug; Tinned copper; Long barrel; 2/0 wire; 3/8" two-hole on 1" spacing; Black color code	EA	0.10	
1576-2HLB-12134	Compression Lug; Tinned copper; Long barrel; 2/0 wire; 17/32" two-hole on 1-3/4" spacing; Black color code	EA	0.14	
1577-2HLB-1434	Compression Lug; Tinned copper; Long barrel; 3/0 wire; 1/4" two-hole on 3/4" spacing; Orange color code	EA	0.14	
1577-2HLB-381	Compression Lug; Tinned copper; Long barrel; 3/0 wire; 3/8" two-hole on 1" spacing; Orange color code	EA	0.13	
1577-2HLB-12134	Compression Lug; Tinned copper; Long barrel; 3/0 wire; 1/2" two-hole on 1-3/4" spacing; Orange color code	EA	0.17	
1578-2HLB-1458	Compression Lug; Tinned copper; Long barrel; 4/0 wire; 1/4" two-hole on 5/8" spacing; Purple color code	EA	0.14	
1578-2HLB-1434	Compression Lug; Tinned copper; Long barrel; 4/0 wire; 1/4" two-hole on 3/4" spacing; Purple color code	EA	0.14	
1578-2HLB-3834	Compression Lug; Tinned copper; Long barrel; 4/0 wire; 3/8" two-hole on 3/4" spacing; Purple color code	EA	0.15	
1578-2HLB-381	Compression Lug; Tinned copper; Long barrel; 4/0 wire; 3/8" two-hole on 1" spacing; Purple color code	EA	0.15	
1578-2HLB-12134	Compression Lug; Tinned copper; Long barrel; 4/0 wire; 17/32" two-hole on 1-3/4" spacing; Purple color code	EA	0.19	
1583-2HLB-381	Compression Lug; Tinned copper; Long barrel; 250 MCM wire; 3/8" two-hole on 1" spacing; Yellow color code	EA	0.17	
1583-2HLB-12134	Compression Lug; Tinned copper; Long barrel; 250 MCM wire; 1/2" two-hole on 1-3/4" spacing; Yellow color code	EA	0.23	
1584-2HLB-381	Compression Lug; Tinned copper; Long barrel; 350 MCM wire; 3/8" two-hole on 1" spacing; Red color code	EA	0.30	
1584-2HLB-12134	Compression Lug; Tinned copper; Long barrel; 350 MCM wire; 1/2" two-hole on 1-3/4" spacing; Red color code	EA	0.30	
1589-2HLB-12134	Compression Lug; Tinned copper; Long barrel; 400 MCM wire; 1/2" two-hole on 1-3/4" spacing; Blue color code	EA	0.46	
1585-2HLB-12134	Compression Lug; Tinned copper; Long barrel; 500 MCM wire; 1/2" two-hole on 1-3/4" spacing; Brown color code	EA	0.63	
1585-2HLB-381	Compression Lug; Tinned copper; Long barrel; 500 MCM wire; 3/8" two-hole on 1" spacing; Brown color code	EA	0.63	
1592-2HLB-381	Compression Lug; Tinned copper; Long barrel; 600 MCM wire; 3/8" two-hole on 1" spacing; Green color code	EA	N/A	
1581-2HLB-12134	Compression Lug; Tinned copper; Long barrel; 750 MCM wire; 17/32" two-hole on 1-3/4" spacing; Black color code	EA	1.02	

## Two Hole Long Barrel Compression with Inspection Window (GC-TCCLUG-01a)

allG offer Two-Hole Long Barrel Compression Lugs with Inspection Windows to visually assure full conductor insertion. The lugs maximize the number of crimps and provides premium wire pull-out strength and electrical performance. The color-coded barrels are marked with specified die index numbers for proper crimp die selection. The enclosed barrel prevents corrosive material from entering barrel when used in harsh environments. allG manufactured compression lugs meet or exceed UL 467 standards.



Two-Hole Long Barrel Lugs with Inspection Windows


Item #	Description	Unit	Wt (lb)
1591-2HLBIW-1458	Compression Lug; Tinned copper; Long barrel; #14-#10 stranded or #12-#10 solid wire; 1/4" Two-hole on 5/8" center; Inspection window; No color code	EA	0.02
1591-2HLBIW-141	Compression Lug; Tinned copper; Long barrel; #14-#10 stranded or #12-#10 solid wire; 1/4" Two-hole on 1" center; Inspection window; No color code	EA	0.02
1590-2HLBIW-1458	Compression Lug; Tinned copper; Long barrel; #8 stranded wire; 1/4" two-hole on 5/8" center; Inspection window; Red color code	EA	0.02
1590-2HLBIW-141	Compression Lug; Tinned copper; #8 stranded wire; 1/4" two-hole on 1" center; Red color code	EA	0.02
1579-2HLBIW-381	Compression Lug; Tinned copper; Long barrel; #6 Wire; 3/8" two-hole on 1" spacing; Inspection window; Blue color code	EA	0.03
1579-2HLBIW-1458	Compression Lug; Tinned copper; Long barrel; #6 Wire; 1/4" two-hole on 5/8" spacing; Inspection window; Blue color code	EA	0.03
1579-2HLBIW-1434	Compression Lug; Tinned copper; Long barrel; #6 Wire; 1/4" two-hole on 3/4" spacing; Inspection window; Blue color code	EA	0.04
1579-2HLBIW-141	Compression Lug; Tinned copper; Long barrel; #6 Wire; 1/4" Two-hole on 1" center; Inspection window; Blue color code	EA	0.04
1579-2HLBIW-5161	Compression Lug; Tinned copper; Long barrel; #6 wire; 5/16" two-hole on 1" spacing; Inspection window; Blue color code	EA	0.04
1579-2HLBIW-51634	Compression Lug; Tinned copper; Long barrel; #6 wire; 5/16" two-hole on 3/4" spacing; Inspection window; Blue color code	EA	0.04
1579-2HLBIW-12134	Compression Lug; Tinned copper; Long barrel; #6 Wire; 1/2" Two-hole on 1-3/4" spacing; Inspection window; Blue color code	EA	0.04
1579-2HLBIW-3834	Compression Lug; Long barrel; Tinned copper; #6 Wire; 3/8" Two holes on 3/4" center with inspection window; Blue color code	EA	0.04
1587-2HLBIW-381	Compression Lug; Long barrel; Tinned copper; #5 Wire; 3/8" Two holes on 1" center with inspection window; Blue color code	EA	0.03
1582-2HLBIW-1458	Compression Lug; Tinned copper; Long barrel; #2 Solid & #3 stranded; 1/4" Two hole on 5/8" spacing with inspection window; White color code	EA	0.04
1582-2HLBIW-1434	Compression Lug; Tinned copper; Long barrel; #2 Solid & #3 Stranded; 1/4" Two hole on 3/4" spacing with inspection window; White color code	EA	0.04
1582-2HLBIW-3834	Compression Lug; Tinned copper; Long barrel; #2 Solid & #3 Stranded; 3/8" Two-hole on 3/4" spacing; Inspection window; White color code	EA	0.05
1582-2HLBIW-381	Compression Lug; Tinned copper; Long barrel; #2 Solid & #3 Stranded; 3/8" Two-hole on 1" spacing; Inspection window; White color code	EA	0.05
1582-2HLBIW-12134	Compression Lug; Tinned copper; Long barrel; #2 Solid & #3 Stranded; 1/2" Two-hole on 1-3/4" spacing; Inspection window; White color code	EA	0.08
1580-2HLBIW-1458	Compression Lug; Tinned copper; Long barrel; #2 Stranded wire; 1/4" Two-hole on 5/8" spacing; Inspection window; Brown color code	EA	0.06
1580-2HLBIW-1434	Compression Lug; Long barrel; Tinned copper; #2 Stranded; 1/4" Two hole on 3/4" spacing with inspection window; Brown color code	EA	0.06
1580-2HLBIW-141	Compression Lug; Tinned copper; Long barrel; #2 Stranded; 1/4" Two-hole on 1" spacing; Inspection window; Brown color code	EA	0.06
1580-2HLBIW-381	Compression Lug; Tinned copper; Long barrel; #2 Stranded; 3/8" Two-hole on 1" spacing; Inspection window; Brown color code	EA	0.06
1586-2HLBIW-1458	Compression Lug; Tinned copper; Long barrel; #4 wire; 1/4" on 5/8" center spacing with inspection window; Gray color code	EA	0.04
1580-2HLBIW-3834	Compression Lug; Tinned copper; Long barrel; #2 Stranded; 3/8" Two-hole on 3/4" spacing; Inspection window; Brown color code	EA	0.06
1580-2HLBIW-51634	Compression Lug; Tinned copper; Long barrel; #2 Stranded; 5/16" Two-hole on 3/4" spacing; Inspection window; Brown color code	EA	0.06
1580-2HLBIW-5161	Compression Lug; Tinned copper; Long barrel; #2 Stranded; 5/16" Two-hole on 1" spacing; Inspection window; Brown color code	EA	0.06
1586-2HLBIW-1434	Compression Lug; Long barrel; Tinned copper; #4 Wire; 1/4" Two holes on 3/4" center spacing with inspection window; Gray color code	EA	0.04
1586-2HLBIW-381	Compression Lug; Long barrel; Tinned copper; #4 Wire; 3/8" Two holes on 1" center spacing with inspection window; Gray color code	EA	0.05
1580-2HLBIW-12134	Compression Lug; Long barrel; #2 Stranded; 1/2" Two hole on 1-3/4" spacing with inspection window; Brown color code	EA	0.08
1575-2HLBIW-1458	Compression Lug; 1/0 Wire; Long barrel; Tinned copper; 1/4" Two-hole on 5/8" spacing; Inspection window; Pink color code	EA	0.10
1575-2HLBIW-1434	Compression Lug; 1/0 Wire; Long barrel; Tinned copper; 1/4" Two-hole on 3/4" spacing; Inspection window; Pink color code	EA	0.10
1575-2HLBIW-381	Compression Lug; 1/0 Wire; Long barrel; Tinned copper; 3/8" Two-hole on 1" spacing;	EA	0.13

	Inspection window; Pink color code		
1575-2HLBIW-12134	Compression Lug; 1/0 Wire; Long barrel; Tinned copper; 1/2" Two-hole on 1-3/4" spacing; Inspection window; Pink color code	EA	0.12
1575F-2HLBIW-1458-BUR	***CLOSEOUT SALE*** Burndy Compression Lug; 1/0 Flex welding wire; Long barrel; Tinned copper; 1/4" Two-hole on 5/8" spacing; Inspection window; Pink color code	EA	0.12
1575F-2HLBIW-381-BUR	***CLOSEOUT SALE*** Burndy Compression Lug; 1/0 Flex welding wire; Long barrel; Tinned copper; 3/8" Two-hole on 1" center; Inspection window; Pink color code	EA	N/A
1576-2HLBIW-381	Compression Lug; 2/0 Wire; Long barrel; Tinned copper; 3/8" Two-hole on 1" spacing; Inspection window; Black color code	EA	0.10
1576-2HLBIW-12134	Compression Lug; 2/0 Wire; Long barrel; Tinned copper; 1/2" Two-hole on 1-3/4" spacing; Inspection window; Black color code	EA	0.14
1576F-2HLBIW-12134-BUR	Burndy Compression Lug; Tinned copper; Long barrel; 2/0 flex wire; 1/2" two-hole on 1-3/4" spacing; Inspection window	EA	N/A
1576-2HLBIW-1434	Compression Lug; tinned copper; long barrel; 2/0 wire; 1/4" two holes on 3/4" spacing; black color code	EA	0.11
1576-2HLBIW-3834	Compression Lug; 2/0 Wire; Long barrel; Tinned copper; 3/8" Two-hole on 3/4" spacing; Inspection window; Black color code	EA	0.10
1577-2HLBIW-381	Compression Lug; 3/0 Wire; Long barrel; Tinned copper; 3/8" Two-hole on 1" spacing; Inspection window; Orange color code	EA	0.13
1577-2HLBIW-12134	Compression Lug; 3/0 Wire; Long barrel; Tinned copper; 1/2" Two-hole on 1-3/4" spacing; Inspection window; Orange color code	EA	0.17
1578-2HLBIW-3834	Compression Lug; Long barrel; Tinned copper; 4/0 Wire; 3/8" Two holes on 3/4" spacing with inspection window; Purple color code	EA	0.15
1578-2HLBIW-381	Compression Lug; Long barrel; Tinned copper; 4/0 Wire; 3/8" Two holes on 1" spacing with inspection window; Purple color code	EA	0.15
1578-2HLBIW-12134	Compression Lug; Long barrel; Tinned copper; 4/0 Wire; 1/2" Two holes on 1-3/4" spacing with inspection window; Purple color code	EA	0.19
1578-2HLBIW-1434	Compression Lug; tinned copper; long barrel; 4/0 wire; 1/4" two holes on 3/4" spacing with inspection window; purple color code	EA	0.14
1583-2HLBIW-381	Compression Lug; Long barrel; Tinned copper; 250 MCM Wire; 3/8" Two holes on 1" spacing with inspection window; Yellow color code	EA	0.17
1583-2HLBIW-12134	Compression Lug; Long barrel; Tinned copper; 250 MCM Wire; 1/2" Two holes on 1-3/4" spacing with inspection window; Yellow color code	EA	0.23
1585-2HLBIW-12134	Compression Lug; Long barrel; 500 MCM wire; 1/2" Two hole on 1-3/4" spacing with inspection window; Brown color code	EA	0.62
1592-2HLBIW-12134	***CLOSEOUT SALE*** Compression Lug; Long barrel; 600 MCM wire; 1/2" Two hole on 1-3/4" spacing with inspection window; Green color code	EA	0.92
1581-2HLBIW-381	Compression Lug; Long barrel; 750 MCM wire; 3/8" Two hole on 1" spacing with inspection window; Black color code	EA	0.90
1581-2HLBIW-12134	Compression Lug; Tinned copper; Long barrel; 750 MCM wire; 1/2" two-hole on 1-3/4" spacing; Inspection window; Black color code	EA	N/A

## Two Hole Long Barrel Slotted Compression (GC-TCCLUG-06a)

allG offers Two Hole Long Barrel Slotted Compression Lugs that maximize the number of crimps and provides premium wire pull-out strength and electrical performance. The color-coded barrels are marked with specified die index numbers for proper crimp die selection. allG offers most of these lugs with an added bonus, an Inspection Window! allG manufactured compression lugs meet or exceed UL 467 standards.

Item #	Description	Unit	Wt (lb)
1579-2HLB-716SLOT	Universal Compression Lug; Tinned copper; Long barrel; #6 wire; Slotted to fit 3/8" hardware on 3/4", 13/16" & 1" spacing; Blue color code	EA	0.03
1579-2HLBIW-716SLOT	Universal Compression Lug; Tinned copper; Long barrel; #6 wire; Slotted to fit 3/8" hardware on 3/4", 13/16" & 1" spacing; Inspection window; Blue color code	EA	0.03
1587-2HLB-716SLOT	Universal Compression Lug; Tinned copper; Long barrel; #5 wire; Slotted to fit 3/8" hardware on 3/4", 13/16", & 1" spacing; Blue color code	EA	0.03
1580-2HLB-716SLOT	Universal Compression Lug; Tinned copper; Long barrel; #2 stranded wire; Slotted to fit 3/8" hardware on 3/4", 13/16" & 1" spacing; Brown color code	EA	0.06
1580-2HLBIW-716SLOT	Universal Compression Lug; Tinned copper; Long barrel; #2 stranded wire; Slotted to fit 3/8" hardware on 3/4", 13/16" & 1" spacing; Inspection window; Brown color code	EA	0.06
1582-2HLB-716SLOT	Universal Compression Lug; Tinned copper; Long barrel; #2 solid or #3 stranded; Slotted to fit 3/8" hardware on 3/4", 13/16", & 1" spacing; White color code	EA	0.05
1582-2HLBIW-716SLOT	Universal Compression Lug; Tinned copper; Long barrel; #2 solid or #3 stranded; Slotted to fit 3/8" hardware on 3/4", 13/16" & 1" spacing; Inspection window; White color code	EA	0.05



1579-2HLB-716SLOT

## 90 Degree Bend (GC-TCCLUG-90)

allG offers Compression Lugs featuring a 90 Degree Bend. These lugs maximize the number of crimps and provides premium wire pull-out strength and electrical performance. allG manufactured compression lugs meet or exceed UL 467 standards.

Item #	Description	Unit	Wt (lb)
1579-1HLBIW-14-90	Compression Lug; Tinned copper; Long barrel; #6 wire; 1/4" one-hole; Inspection window; 90 degree bend; Blue color code	EA	0.02
1580-1HLB-38-90	Compression Lug; Tinned copper; Long barrel; #2 stranded wire; 3/8" one-hole; 90 degree bend; Brown color code	EA	0.05
1580-1HLBIW-38-90	Compression Lug; Tinned copper; Long barrel; #2 stranded wire; 3/8" one-hole; Inspection window; 90 degree bend; Brown color code	EA	0.05
1577-1HLB-38-90	Compression Lug; Tinned copper; Long barrel; 3/0 Wire; 3/8" one-hole; 90 degree bend; Orange color code	EA	0.09
1590-2HSBIW-1458-90	Compression Lug; Tinned copper; Standard barrel; #8 stranded wire; 1/4" two-hole on 5/8" spacing; Inspection window; 90 degree bend; Red color code	EA	0.02
1579-2HLB-1458-90	Compression Lug; Tinned copper; Long barrel; #6 wire; 1/4" two-hole on 5/8" spacing; 90-degree bend; Blue color code	EA	0.03
1579-2HLBIW-1458-90	Compression Lug; Tinned copper; Long barrel; #6 wire; 1/4" two-hole on 5/8" spacing; Inspection window; 90 degree bend; Blue color code	EA	0.03
1579-2HLBIW-141-90	Compression Lug; Tinned copper; Long barrel; #6 wire; 1/4" two-hole on 1" spacing; Inspection window; 90 degree bend; Blue color code	EA	0.04
1579-2HLB-51634-90	Compression Lug; Tinned copper; Long barrel; #6 wire; 5/16" two-hole on 3/4" spacing; 90-degree bend; Blue color code	EA	0.04
1579-2HLBIW-381-90	Compression Lug; Tinned copper; Long barrel; #6 wire; 3/8" two-hole on 1" spacing; Inspection window; 90 degree bend; Blue color code	EA	0.03
1580-2HLB-1458-90	Compression Lug; Tinned copper; Long barrel; #2 wire; 1/4" two-hole on 5/8" spacing; 90-degree bend; Brown color code	EA	0.06
1580-2HLBIW-1458-90	Compression Lug; Tinned copper; Long barrel; #2 stranded wire; 1/4" two-hole on 5/8" spacing; Inspection window; 90 degree bend; Brown color code	EA	0.06
1580-2HLBIW-381-90	Compression Lug; Tinned copper; Long barrel; #2 stranded wire; 3/8" two-hole on 1" spacing; Inspection window; 90 degree bend; Brown color code	EA	0.06



Item #1579-1HLBIW-14-90

## Splices - Tinned Copper Long Barrel Compression (GC-TCCLUG-05)

allG offers Long Barrel Compression Splices in a variety of wire size/make up compilations and are tin-plated to stop corrosion before it starts. These electrical splice connectors are made of seamless copper tubing for maximum current flow, and feature a wire stop to ensure proper cable insertion. allG manufactured compression lugs meet or exceed UL 467 standards.

Item #	Description	Unit	Wt (lb)
1570-8	Compression Splice; tinned copper; Long barrel; #8 stranded wire to #8 stranded wire; red color code	EA	0.02
1570-6	Compression Splice; Tinned copper; Standard barrel; #6 stranded wire to #6 stranded wire; Blue color code	EA	0.10
1570-5	Compression Splice; tinned copper; Standard barrel; #5 stranded wire to #5 stranded wire; blue color code	EA	0.03
1570-4	Compression Splice; Tinned copper; Standard barrel; #4 stranded wire to #4 stranded wire; Gray color code	EA	0.03
1570-3	Compression Splice; Tinned copper; Standard barrel; #2 solid to #3 stranded wire; white color code	EA	0.05
1570-2	Compression Splice; Tinned copper; Standard barrel; #2 stranded wire to #2 stranded wire; Brown color code	EA	0.10
1570-1/0	Compression Splice; Tinned copper; Standard barrel; 1/0 stranded wire to 1/0 stranded wire; Pink color code	EA	0.08
1570-2/0	Compression Splice; Tinned copper; Standard barrel; 2/0 stranded wire to 2/0 stranded wire; Black color code	EA	0.09
1570-3/0	Compression Splice; tinned copper; Standard barrel; 3/0 stranded wire to 3/0 stranded wire; orange color code	EA	0.10
1570-4/0	Compression Splice; Tinned copper; Standard barrel; 4/0 stranded wire to 4/0 stranded wire; Purple color code	EA	0.10
1570-250	Compression Splice; Tinned copper; Standard barrel; 250 MCM stranded wire to 250 MCM stranded wire; Yellow color code	EA	0.12



Item #1570-6

**Lug Spacers** *(GC-TCCLUG-SPACERS)*

allG offers Lug Spacers for grounding coax. These spacers are ideal for use where theft can easily occur. With multiple installation options, they are perfect for your grounding needs. Used in conjunction with allG Part #'s: 4310-36, 4620, 4724, 4720 (all sold seperately). allG manufactured compression lugs meet or exceed UL 467 standards.

Item #	Description	Unit	Wt (lb)
1598G-121	Lug Spacer; Galvanized; 3/8" thick; (2) 1/2" holes; 1" hole spacing	EA	0.14
1598-L-112	L Bracket; Stainless steel; 1/8" x 2" x 1-1/2" x 1-1/2"; (3) 7/16" holes; Used for mounting lug spacer all thread to wall	EA	0.20
1598SS-7161	Lug Washer; 16 ga stainless steel; (2) 7/16" holes; 1" hole spacing; 1-3/16" x 11/16"	EA	0.01



Item #1598G-121



Item #1598SS-7161

**Compression Lug Hardware Kit** *(GC-TCCLUG-HWKIT)*

allG offers a Lug Hardware Kit that includes 3/8" stainless steel hex bolts & nuts, washers, and lockwashers in a convenient pack.

Item #	Description	Unit	Wt (lb)
LUG-HWKIT-3812	Lug Hardware Kit; Includes (2) 3/8" stainless hex nuts, (2) 3/8"-16 x 1-1/4" stainless hex cap bolts, (4) 3/8" x 7/8" OD stainless washers, & (2) 3/8" stainless lockwashers	EA	0.17

## Stranded Bare - Soft Drawn Copper (EC-CONDTR-BARE-STR)

allG offers Bare Stranded Soft Annealed Copper Wire that is ideal for grounding electrical systems & equipment, or transmission and distribution in electrical networks.

Item #	Description	Unit	Wt (lb)
2803	Ground Conductor; Bare copper; #8; 7-strand; Random lengths	FT	0.05
2803-500	Ground Conductor; Bare copper; #8; 7-strand; Sold on 500' spools	FT	0.05
2807	Ground Conductor; Bare copper; #6; 7-strand	FT	0.08
2807-250	Ground Conductor; Bare copper; #6; 7-strand; Sold on 250' spool	FT	0.08
2807-500	Ground Conductor; Bare copper; #6; 7-strand; Sold on 500' spool	FT	0.08
2825	Ground Conductor; Bare copper; #4; 7-strand	FT	0.13
2825-250	Ground Conductor; Bare copper; #4; 7-strand; Sold on 250' spools	FT	0.13
2825-500	Ground Conductor; Bare copper; #4; 7-strand; Sold on 500' spools	FT	0.13
2833	Ground Conductor; Bare Copper; 7-strand; #2	FT	0.21
2833-250	Ground Conductor; Bare copper; 7-strand; #2; Sold on 250' spools	FT	0.21
2833-500	Ground Conductor; Bare copper; #2; 7-strand; Sold on 500' spools	FT	0.21
2833-19-125	Ground Conductor; Bare copper; #2; 19-strand; Approximate diameter 0.292 inches; Sold on 125' spool	FT	0.21
2833-19-500	Ground Conductor; Bare copper; #2; 19-strand; Approximate diameter 0.292 inches; Sold on 500' spools	FT	0.21
2841	Ground Conductor; Bare copper; 7-strand; #1	FT	0.26
2851	Ground Conductor; Bare copper; 1/0; 19-strand; Approximate diameter 0.373 inches	FT	0.33
2851-7	Ground Conductor; Bare copper; 1/0; 7-strand; Random lengths	FT	0.33
2851-7-500	Ground Conductor; Bare copper; 1/0; 7-strand; Sold on 500' spool	FT	N/A
2851-250	Ground Conductor; Bare copper; 1/0; 19-strand; Approximate diameter 0.373 inches; Sold on 250' spools	FT	0.33
2851-500	Ground Conductor; Bare copper; 1/0; 19-strand; Approximate diameter 0.373 inches; Sold on 500' spools	FT	0.33
2862	Ground Conductor; Bare copper; 2/0; 19-strand; Approximate diameter 0.419 inches	FT	0.41
2862-7	Ground Conductor; Bare copper; 2/0; 7-strand	FT	0.41
2862-7T	2/0 (7) Strand Tinned Bare Copper Ground Conductor	FT	0.41
2862-125	Ground Conductor; Bare copper; 2/0; 19-strand; Approximate diameter 0.419 inches; Sold on 125' spools	FT	0.41
2862-250	Ground Conductor; Bare copper; 2/0; 19-strand; Approximate diameter 0.419 inches; Sold on 250' spools	FT	0.41
2862-500	Ground Conductor; Bare copper; 2/0; 19-strand; Approximate diameter 0.419 inches; Sold on 500' spools	FT	0.42
2869	Ground Conductor; Bare copper; 3/0; 19-strand; Approximate diameter 0.470	FT	0.52
2869-125	Ground Conductor; Bare copper; 3/0; 19-strand; Approximate diameter 0.470; Sold on 125' spools	FT	0.52
2869-250	Ground Conductor; Bare copper; 3/0; 19-strand; Approximate diameter 0.470; Sold on 250' spools	FT	0.52
2869-500	Ground Conductor; Bare copper; 3/0; 19-strand; Approximate diameter 0.470; Sold on 500' spools	FT	0.52
2869T-500	Ground Conductor; Tinned copper; 3/0; 19-strand; Sold on 500' spools	FT	0.52
2874	Ground Conductor; Bare copper; 4/0; 19-strand; Approximate diameter 0.528	FT	0.65
2874-7	4/0 (7) Strand Bare Copper Conductor	FT	0.65
2874-37	4/0 (37) Strand Bare Copper Conductor	FT	0.65
2874-125	Ground Conductor; Bare copper; 4/0; 19-strand; Approximate diameter 0.528; Sold on 125' spools	FT	0.66
2874-250	Ground Conductor; Bare copper; 4/0; 19-strand; Approximate diameter 0.528; Sold on 250' spools	FT	0.65
2874-500	Ground Conductor; Bare copper; 4/0; 19-strand; Approximate diameter 0.528; Sold on 500' spools	FT	0.66
2874-7-250	Ground Conductor; Bare Copper; 4/0; 7-strand on 250' Spool	FT	0.65
2885	Ground Conductor; Bare copper; 19-strand; 250 MCM on random lengths	FT	0.77
2885-250	Ground Conductor; Bare copper; 250 MCM; 19-strand; Sold on 250' spools	FT	0.77
2890-250	Ground Conductor; Bare copper; 37-strand; 350 MCM on 250' spool	FT	1.08
2892	Ground Conductor; Bare copper; 37-strand; 400 MCM	FT	1.24
2895	Ground Conductor; Bare copper; 500 MCM; 37-strand	FT	1.56
2895-250	Ground Conductor; Bare copper; 500 MCM; 37-strand; Sold on 250' spool	FT	1.54
2895-500	Ground Conductor; Bare copper; 500 MCM; 37-strand; Sold on 500' spool	FT	1.54
2896	Ground Conductor; Bare copper; 61-strand; 600 MCM	FT	1.85
2899	Ground Conductor; Bare copper; 61-strand; 750 MCM	FT	2.32



**Solid Bare - Soft Drawn Copper** *(EC-CONDTR-BARE-SOL)*

allG offers Bare Solid Annealed Copper Wire which is primarily designed for the interconnection of telephone equipment. It can also be used for interconnection of other communication and control equipment or low level signaling applications.

Item #	Description	Unit	Wt (lb)
2814	Ground Conductor; Bare copper; #14 solid	FT	0.02
2801	Ground Conductor; Bare copper; Solid; #10 on 1000' spools	FT	0.03
2801-19STD	Ground Conductor; Bare copper; #10; 19-strand on 1000' spools	EA	0.03
2802	Ground Conductor; Bare copper; Solid; #8; Approxiamte diameter 0.129; Random lengths	FT	0.05
2802-500	Ground Conductor; Bare copper; Solid; #8; Approximate diameter 0.129; Sold on 500' spools	FT	0.05
2806	Ground Conductor; Bare copper; #6; Solid; Random lengths	FT	0.08
2806-315	Ground Conductor; Bare copper; #6 solid; Sold on 315' spools	FT	0.08
2806-1000	#6 Solid Bare Copper Wire on 1000' Master Spool	FT	0.08
2824	Ground Conductor; bare copper; solid; #4	FT	0.13
2824-500	Ground Conductor; Bare copper; #4 solid; Sold on 500' spool	FT	0.13
2832	Ground Conductor; bare copper; solid; #2	FT	0.20
2832-250	Ground Conductor; bare copper; solid; #2 on 250' spools	FT	0.20
2832-500	Ground Conductor; Bare copper; Solid; #2 on 500' spools	FT	0.20

**Stranded Tinned - Soft Drawn Copper** *(EC-CONDTR-TIN-STR)*

allG offers Tinned Stranded Soft Annealed Copper Wire which offer greater flexibility and is ideal for uninsulated hook-up, jumpers, and grounds in electrical consturction.

Item #	Description	Unit	Wt (lb)
2807T	Ground Conductor; Tinned copper; #6; 7-strand	FT	0.08
2807T-250	Ground Conductor; Tinned copper; #6; 7-strand; Sold on 250' spools	FT	0.08
2807T-500	Ground Conductor; Tinned copper; #6; 7-strand; Sold on 500' spools	FT	0.08
2825T	Ground Conductor; Tinned copper; #4; 7-strand	FT	0.13
2825T-250	Ground Conductor; Tinned copper; #4; 7-strand; Sold on 250' spools	FT	0.13
2825T-500	Ground Conductor; Tinned copper; #4; 7-strand; Sold on 500' spools	FT	0.13
2836	Ground Conductor; Tinned copper #2; 7-strand	FT	0.21
2836-125	Ground Conductor; Tinned copper; #2; 7-strand; Sold on 125' spools	FT	0.21
2836-250	Ground Conductor; Tinned copper; #2; 7-strand; Sold on 250' spools	FT	0.21
2836-500	Ground Conductor; Tinned copper; #2; 7-strand; Sold on 500' spools	FT	0.21
2851T-500	Ground Conductor; Tinned copper; 1/0; 19-strand; Sold on 500' spools	FT	0.33
2863	Ground Conductor; Tinned copper; 2/0; 19-strand; Spooled at random lengths	FT	0.41
2863-125	Ground Conductor; Tinned copper; 2/0; 19-strand; Sold on 125' spools	FT	0.41
2863-250	Ground Conductor; Tinned copper; 2/0; 19-strand; Sold on 250' spools	FT	0.41
2863-500	Ground Conductor; Tinned copper; 2/0; 19-strand; Sold on 500' spools	FT	0.41
2869T	Ground Conductor; Tinned copper; 3/0; 19-strand	FT	0.52
2869T-125	Ground Conductor; Tinned copper; 3/0; 19-strand; Sold on 125' spools	FT	0.52
2869T-250	Ground Conductor; Tinned copper; 3/0; 19-strands; Sold on 250' spools	FT	0.52
2873	Ground Conductor; Tinned copper; 4/0; 19-strand	FT	0.65
2873-125	Ground Conductor; Tinned copper; 4/0; 19-strand; Sold on 125' spools	FT	0.66
2873-250	Ground Conductor; Tinned copper; 4/0; 19-strand; Sold on 250' spools	FT	0.66
2873-500	Ground Conductor; Tinned copper; 4/0; 19-strand; Sold on 500' spools	FT	0.66
2895T-250	Ground Conductor; Tinned copper; 500 MCM; 37-strand; on 250' spool	FT	1.54

**Solid Tinned - Soft Drawn Copper** *(EC-CONDTR-TIN-SOL)*

allG offers Tinned Solid Soft Annealed Copper Wire which offers greater flexibility and is easily shaped and formed for ease during welding and soldering. It is ideal for grounding in commercial, industrial, residential, and utility applications.

Item #	Description	Unit	Wt (lb)
2808	Ground Conductor; Tinned copper; #6 solid; Spooled to random lengths	FT	0.08
2808-250	Ground Conductor; Tinned copper; #6 solid; Sold on 250' spools	FT	0.08
2808-500	Ground Conductor; Tinned copper; #6 solid; Sold on 500' spools	FT	0.08
2834	Ground Conductor; Tinned copper; #2 solid; Spooled to random lengths	FT	0.20
2834-50	Ground Conductor; Tinned copper; #2 solid; Sold on 50' spools	FT	0.20
2834-125	Ground Conductor; Tinned copper; #2 solid; Sold on 125' spools	FT	0.20
2834-250	Ground Conductor; Tinned copper; #2 solid; Sold on 250' spools	FT	0.20
2834-500	Ground Conductor; Tinned copper; #2 solid; Sold on 500' spools	FT	0.20

### THHN/THWN-2 Insulated Bare - #12 through #2 (EC-CONDTR-01b)

allG offers THHN/THWN-2 Insulated #12 - #2 Ground Wire that is primarily used in conduit and cable trays for services, feeders, and branch circuits in commercial or industrial applications. Type THHN/THWN-2 conductor is suitable for use in dry conditions when temperatures do not exceed 90 Degree C and/or in wet conditions when temperatures do not exceed 75 Degree C.



Item #	Description	Unit	Wt (lb)
2800-THHN-BI-125	Ground Conductor; Copper; #12; 19-strand; THHN/THWN-2 insulated; 600V rated; Black; Sold on 125' spools.	FT	0.05
2800-THHN-BI-500	Ground Conductor; Copper; #12; 19-strand; THHN/THWN-2 insulated; 600V rated; Black; Sold on 500' spools	FT	N/A
2800-THHN-BLI-500	Ground Conductor; Copper; #12; 19-strand; THHN/THWN-2 insulated; 600V rated; Blue; Sold on 500' spools	FT	N/A
2800-THHN-GI-500	Ground Conductor; Copper; #12; 19-strand; THHN/THWN-2 insulated; 600V rated; Green; Sold on 500' spools	FT	N/A
2801-THHN-BI-500	Ground Conductor; Copper; #10; 19-strand; THHN/THWN-2 insulated; 600V rated; Black; Sold on 500' spools	FT	N/A
2801-THHN-GI-500	Ground Conductor; Copper; #10; 19-strand; THHN/THWN-2 insulated; 600V rated; Green; Sold on 500' spools	FT	N/A
2801-THHN-GI-1000	Ground Conductor; Copper; #10; 19-strand; THHN/THWN-2 insulated; 600V rated; Green; Sold on 1000' spools	FT	0.04
2801-THHN-GI	Ground Conductor; Copper; #10; 19-strand; THHN/THWN-2 insulated; 600V rated; Green; Spooled to no standard length	FT	N/A
2801-THHN-RI-500	Ground Conductor; Copper; #10; 19-strand; THHN/THWN-2 insulated; 600V rated; Red; Sold on 500' spools	FT	N/A
2801-THHN-WI-500	Ground Conductor; Copper; #10; 19-strand; THHN/THWN-2 insulated; 600V rated; White; Sold on 500' spools	FT	N/A
2803-THHN-BI-500	Ground Conductor; Copper; #8 stranded; THHN/THWN-2 insulated; 600V rated; Black; Sold on 500' spools	FT	0.07
2803-THHN-BI	Ground Conductor; Copper; #8 stranded; THHN/THWN-2 insulated; 600V rated; Black; Spooled to no standard length	FT	N/A
2803-THHN-GI-500	Ground Conductor; Copper; #8 stranded; THHN/THWN-2 insulated; 600V rated; Green; Sold on 500' spools	FT	0.07
2803-THHN-GI	Ground Conductor; Copper; #8 stranded; THHN/THWN-2 insulated; 600V rated; Green; Spooled to no standard length	FT	N/A
2803-THHN-RI-500	Ground Conductor; Copper; #8 stranded; THHN/THWN-2 insulated; 600V rated; Red; Sold on 500' spools	FT	0.07
2803-THHN-WI-500	Ground Conductor; Copper; #8 stranded; THHN/THWN-2 insulated; 600V rated; White; Sold on 500' spools	FT	0.07
2809-THHN-BI-50	Ground Conductor; Copper; #6; 19-strand; THHN/THWN-2 insulated; Approximate diameter 0.27 inches; 600V rated; Black; Sold on 50' coils	FT	0.10
2809-THHN-BI-125	Ground Conductor; Copper; #6; 19-strand; THHN/THWN-2 insulated; Approximate diameter 0.27 inches; 600V rated; Black; Sold on 125' coils	FT	0.10
2809-THHN-BI-250	Ground Conductor; Copper; #6; 19-strand; THHN/THWN-2 insulated; Approximate diameter 0.27 inches; 600V rated; Black; Sold on 250' spools	FT	0.10
2809-THHN-BI-500	Ground Conductor; Copper; #6; 19-strand; THHN/THWN-2 insulated; Approximate diameter 0.27 inches; 600V rated; Black; Sold on 500' spools	FT	0.10
2809-THHN-BI	Ground Conductor; Copper; #6; 19-strand; THHN/THWN-2 insulated; Approximate diameter 0.27 inches; 600V rated; Black; Spooled to no standard length	FT	0.10
2809-THHN-GI-50	Ground Conductor; Copper; #6; 19-strand; THHN/THWN-2 insulated; Approximate diameter 0.27 inches; 600V rated; Green; Sold on 50' coils	FT	0.10
2809-THHN-GI-125	Ground Conductor; Copper; #6; 19-strand; THHN/THWN-2 insulated; Approximate diameter 0.27 inches; 600V rated; Green; Sold on 125' coils	FT	0.10
2809-THHN-GI-250	Ground Conductor; Copper; #6; 19-strand; THHN/THWN-2 insulated; Approximate diameter 0.27 inches; 600V rated; Green; Sold on 250' spools	FT	0.10
2809-THHN-GI-500	Ground Conductor; Copper; #6; 19-strand; THHN/THWN-2 insulated; Approximate diameter 0.27 inches; 600V rated; Green; Sold on 500' spools	FT	0.10
2809-THHN-GI	Ground Conductor; Copper; #6; 19-strand; THHN/THWN-2 insulated; Approximate diameter 0.27 inches; 600V rated; Green; Spooled to no standard length	FT	0.10
2809-THHN-RI-50	Ground Conductor; Copper; #6; 19-strand; THHN/THWN-2 insulated; Approximate diameter 0.27 inches; 600V rated; Red; Sold on 50' coils	FT	0.10
2809-THHN-RI-125	Ground Conductor; Copper; #6; 19-strand; THHN/THWN-2 insulated; Approximate diameter 0.27 inches; 600V rated; Red; Sold on 125' coils	FT	0.10
2809-THHN-RI-500	Ground Conductor; Copper; #6; 19-strand; THHN/THWN-2 insulated; Approximate diameter 0.27 inches; 600V rated; Red; Sold on 500' spools	FT	0.10
2809-THHN-WI-500	Ground Conductor; Copper; #6; 19-strand; THHN/THWN-2 insulated; Approximate diameter 0.27 inches; 600V rated; White; Sold on 500' spools	FT	0.10
2826-THHN-BI-250	Ground Conductor; Copper; #4; 19-strand; THHN/THWN-2 insulated; Approximate diameter 0.34 inches; 600V rated; Black; Sold on 250' spools	FT	0.16
2826-THHN-BI-500	Ground Conductor; Copper; #4; 19-strand; THHN/THWN-2 insulated; Approximate diameter 0.34 inches; 600V rated; Black; Sold on 500' spools	FT	0.16

Item# 2809-THHN-BI

2826-THHN-BI	Ground Conductor; Copper; #4; 19-strand; THHN/THWN-2 insulated; Approximate diameter 0.34 inches; 600V rated; Black; Spooled to no standard length	FT	0.18
2826-THHN-GI-250	Ground Conductor; Copper; #4; 19-strand; THHN/THWN-2 insulated; Approximate diameter 0.34 inches; 600V rated; Green; Sold on 250' spools	FT	0.16
2826-THHN-GI-500	Ground Conductor; Copper; #4; 19-strand; THHN/THWN-2 insulated; Approximate diameter 0.34 inches; 600V rated; Green; Sold on 500' spools	FT	0.16
2826-THHN-GI	Ground Conductor; Copper; #4; 19-strand; THHN/THWN-2 insulated; Approximate diameter 0.34 inches; 600V rated; Green; Spooled to no standard length	FT	0.16
2826-THHN-RI-500	Ground Conductor; Copper; #4; 19-strand; THHN/THWN-2 insulated; Approximate diameter 0.34 inches; 600V rated; Red; Sold on 500' spools	FT	0.18
2835-THHN-BI-50	Ground Conductor; Copper; #2; 19-strand; THHN/THWN-2 insulated; Approximate diameter 0.40 inches; 600V rated; Black; Sold on 50' coil	FT	0.24
2835-THHN-BI-250	Ground Conductor; Copper; #2; 19-strand; THHN/THWN-2 insulated; Approximate diameter 0.40 inches; 600V rated; Black; Sold on 250' spools	FT	0.24
2835-THHN-BI-500	Ground Conductor; Copper; #2; 19-strand; THHN/THWN-2 insulated; Approximate diameter 0.40 inches; 600V rated; Black; Sold on 500' spools	FT	0.24
2835-THHN-BI	Ground Conductor; Copper; #2; 19-strand; THHN/THWN-2 insulated; Approximate diameter 0.40 inches; 600V rated; Black; Spooled to no standard length	FT	0.24
2835-THHN-BLI-500	Ground Conductor; Copper; #2; 19-strand; THHN/THWN-2 insulated; Approximate diameter 0.40 inches; 600V rated; Blue; Sold on 500' spools	FT	0.24
2835-THHN-BLI	Ground Conductor; Copper; #2; 19-strand; THHN/THWN-2 insulated; Approximate diameter 0.40 inches; 600V rated; Blue; Spooled to no standard length	FT	0.24
2835-THHN-GI-50	Ground Conductor; Copper; #2; 19-strand; THHN/THWN-2 insulated; Approximate diameter 0.40 inches; 600V rated; Green; Sold on 50' coil	FT	0.24
2835-THHN-GI-125	Ground Conductor; Copper; #2; 19-strand; THHN/THWN-2 insulated; Approximate diameter 0.40 inches; 600V rated; Green; Sold on 125' spools	FT	0.24
2835-THHN-GI-250	Ground Conductor; Copper; #2; 19-strand; THHN/THWN-2 insulated; Approximate diameter 0.40 inches; 600V rated; Green; Sold on 250' spools	FT	0.24
2835-THHN-GI-500	Ground Conductor; Copper; #2; 19-strand; THHN/THWN-2 insulated; Approximate diameter 0.40 inches; 600V rated; Green; Sold on 500' spools	FT	0.24
2835-THHN-GI	Ground Conductor; Copper; #2; 19-strand; THHN/THWN-2 insulated; Approximate diameter 0.40 inches; 600V rated; Green; Spooled to no standard length	FT	0.24
2835-THHN-RI-50	Ground Conductor; Copper; #2; 19-strand; THHN/THWN-2 insulated; Approximate diameter 0.40 inches; 600V rated; Red; Sold on 50' coil	FT	0.24
2835-THHN-RI-500	Ground Conductor; Copper; #2; 19-strand; THHN/THWN-2 insulated; Approximate diameter 0.40 inches; 600V rated; Red; Sold on 500' spool	FT	0.24
2835-THHN-WI-500	Ground Conductor; Copper; #2; 19-strand; THHN/THWN-2 insulated; Approximate diameter 0.40 inches; 600V rated; White; Sold on 500' spool	FT	0.24

**XHHW Insulated Bare - #6 through #2** (EC-CONDTR-XHHWIB6-2)

Item #	Description	Unit	Wt (lb)
2809-XHHW-2-GI	Ground Conductor; Copper; #6 stranded; XHHW-2 insulated; Green; Spooled to no standard length	FT	0.10
2809-XHHW-2-BI	Ground Conductor; Copper; #6; XHHW-2 insulated; Black; Spooled to no standard length	FT	0.10
2809-XHHW-2-RI	Ground Conductor; Copper; #6; XHHW-2 insulated; Red; Spooled to no standard length	FT	N/A
2835-XHHW-2-GI	Ground Conductor; Copper; #2 stranded; XHHW-2 insulated; Green	FT	0.23

### THHN/THWN-2 Insulated Bare - 1/0 through 750 MCM (EC-CONDTR-01d)

allG offers THHN/THWN-2 Insulated 1/0 - 750 MCM Ground Wire that is primarily used in conduit and cable trays for services, feeders, and branch circuits in commercial or industrial applications. Type THHN/THWN-2 conductor is suitable for use in dry conditions when temperatures do not exceed 90 Degree C and/or in wet conditions when temperatures do not exceed 75 Degree C.

Item #	Description	Unit	Wt (lb)
2855-THHN-BI	Ground Conductor; Copper; 1/0; 19-strand; THHN/THWN-2 insulated; 600V rated; Black; Spooled to no special length	FT	0.38
2855-THHN-BLI	Ground Conductor; Copper; 1/0; 19-strand; THHN/THWN-2 insulated; 600V rated; Blue; Spooled to no standard length	FT	0.38
2855-THHN-BLI-500	Ground Conductor; Copper; 1/0; 19-strand; THHN/THWN-2 insulated; 600V rated; Blue; Sold on 500' spool	FT	0.38
2855-THHN-GI	Ground Conductor; Copper; 1/0; 19-strand; THHN/THWN-2 insulated; 600V rated; Green; Spooled to no standard length	FT	0.38
2855-THHN-GI-250	Ground Conductor; Copper; 1/0; 19-strand; THHN/THWN-2 insulated; 600V rated; Green; Sold on 250' spool	FT	0.38
2855-THHN-GI-500	Ground Conductor; Copper; 1/0; 19-strand; THHN/THWN-2 insulated; 600V rated; Green; Sold on 500' spool	FT	0.38
2855-THHN-RI	Ground Conductor; Copper; 1/0; 19-strand; THHN/THWN-2 insulated; 600V rated; Red; Spooled to no standard length	FT	0.38
2855-THHN-RI-500	Ground Conductor; Copper; 1/0; 19-strand; THHN/THWN-2 insulated; 600V rated; Red; Sold on 500' spool	FT	0.38
2865-THHN-GI	Ground Conductor; Copper; 2/0; 19-strand; THHN/THWN-2 insulated; 600V rated; Green; Spooled to no standard length	FT	0.47
2865-THHN-GI-50	Ground Conductor; Copper; 2/0; 19-strand; THHN/THWN-2 insulated; 600V rated; Green; Sold on 50' spool	FT	0.47
2865-THHN-GI-125	Ground Conductor; Copper; 2/0; 19-strand; THHN/THWN-2 insulated; 600V rated; Green; Sold on 125' spool	FT	0.47
2865-THHN-GI-250	Ground Conductor; Copper; 2/0; 19-strand; THHN/THWN-2 insulated; 600V rated; Green; Sold on 250' spool	FT	0.47
2865-THHN-GI-500	Ground Conductor; Copper; 2/0; 19-strand; THHN/THWN-2 insulated; 600V rated; Green; Sold on 500' spool	FT	0.47
2865-THHN-BI	Ground Conductor; Copper; 2/0; 19-strand; THHN/THWN-2; 600V rated; Black; Spooled to no standard length	FT	0.47
2865-THHN-BI-500	Ground Conductor; Copper; 2/0; 19-strand; THHN/THWN-2 insulated; 600V rated; Black; Sold on 500' spool	FT	0.47
2865-MTW-BI	Ground Conductor; Copper; 2/0; MTW insulated; 1330-strands; Black; Meets UL 1284; Spooled to random lengths	FT	N/A
2870-THHN-BI	Ground Conductor; Copper; 3/0; 19-strand; THHN/THWN-2 insulated; 600V rated; Black; Spooled to random lengths	FT	0.57
2870-THHN-BI-500	Ground Conductor; Copper; 3/0; 19-strand; THHN/THWN-2 insulated; 600V rated; Black; Sold on 500' spools	FT	0.57
2870-THHN-GI	Ground Conductor; Copper; 3/0; 19-strand; THHN/THWN-2 insulated; 600V rated; Green; Spooled to no standard length	FT	0.58
2870-THHN-GI-250	Ground Conductor; Copper; 3/0; 19-strand; THHN/THWN-2 insulated; 600V rated; Green; Sold on 250' spool	FT	0.58
2870-THHN-GI-500	Ground Conductor; Copper; 3/0; 19-strand; THHN/THWN-2 insulated; 600V rated; Green; Sold on 500' spool	FT	0.58
2870-USE-2-GI	Ground Conductor; Copper; 3/0; USE-2 insulated; Green; Random lengths Rated for RHH/RHW-2 or USE-2	FT	N/A
2875-THHN-BI	Ground Conductor; Copper; 4/0; 19-strand; THHN/THWN-2 insulated; 600V rated; Black; Spooled to no standard length	FT	0.73
2875-THHN-GI	Ground Conductor; copper; 4/0; 19-strand; THHN/THWN-2 insulated; 600V rated; Green; Spooled to no standard length	FT	0.73
2875-THHN-GI-50	Ground Conductor; Copper; 4/0; 19-strand; THHN/THWN-2 insulated; 600V rated; Green; Sold on 50' spool	FT	0.73
2875-THHN-GI-125	Ground Conductor; Copper; 4/0; 19-strand; THHN/THWN-2 insulated; 600V rated; Green; Sold on 125' spool	FT	0.73
2875-THHN-GI-250	Ground Conductor; Copper; 4/0; 19-strand; THHN/THWN-2 insulated; 600V rated; Green; Sold on 250' spool	FT	0.73
2875-THHN-GI-500	Ground Conductor; Copper; 4/0; 19-strand; THHN/THWN-2 insulated; 600V rated; Green; Sold on 500' spool	FT	0.73
2875-MTW-BI	Ground Conductor; Copper; 4/0; MTW insulated; 2109-strands; Black; Meets UL 1284; Spooled to random lengths	FT	N/A
2887-THHN-BI	Ground Conductor; Copper; 250 MCM; 37-strand; THHN/THWN-2 insulated; 600V rated; Black; Spooled to no standard length	FT	0.89
2887-THHN-GI	Ground Conductor; Copper; 250 MCM; 37-strand; THHN/THWN-2 insulated; 600V rated; Green; Spooled to no standard length	FT	0.89
2887-THHN-GI-500	Ground Conductor; Copper; 250 MCM; 37-strand; THHN/THWN-2 insulated; 600V rated; Green; 500' spool	FT	0.89



Stranded Green THHN/THWN-2 Insulated Copper Wire

2890-THHN-BI	Ground Conductor; Copper; 350 MCM; 37-strand; THHN/THWN-2 insulated; 600V rated; Black; Spooled to no standard length	FT	1.24
2890-THHN-GI	Ground Conductor; Copper; 350 MCM; THHN/THWN-2 insulated; 37-strands; 600V rated; Green; Spooled to no standard length	FT	1.24
2896-THHN-GI	Ground Conductor; Copper; 600 MCM; THHN/THWN-2 insulated; 37-strand; 600V rated; Green; Spooled to no standard length	FT	2.02
2898-THHN-BI	Ground Conductor; Copper; 500 MCM; 37-strands; THHN/THWN-2 insulated; 600V rated; Black; Spooled to no standard length	FT	1.68
2898-THHN-GI	Ground Conductor; Copper; 500 MCM; 37-strand; THHN/THWN-2 insulated; 600V rated; Green; Spooled to no standard length	FT	1.68
2898-THHN-GI-250	Ground Conductor; Copper; 500 MCM; 37-strand; THHN/THWN-2 insulated; 600V rated; Green; Sold on 250 ft spools	FT	1.68
2898-THHN-GI-500	Ground Conductor; Copper; 500 MCM; 37-strand; THHN/THWN-2 insulated; 600V rated; Green; Sold on 500 ft spools	FT	1.68
2899-THHN-BI	Ground Conductor; Copper; 750 MCM; 61-strand; THHN/THWN-2 insulated; 600V rated; Black; Minimum order of 200'; *Call for Pricing*	FT	2.66
2899-THHN-GI-200	Ground Conductor; Copper; 750 MCM; THHN/THWN-2 insulated; 61-strands; 600V rated; Green; Sold on 200' spools; *Call for Pricing*	FT	2.66

**HMWPE Insulated Bare - 1/0 through 750 MCM** (EC-CONDTR-HMWPEB1750)

Item #	Description	Unit	Wt (lb)
2870-HMWPE	Ground Conductor; Copper; 3/0; 7-strand; HMWPE insulated	FT	N/A

**XHHW Insulated Bare - 1/0 through 750 MCM** (EC-CONDTR-XHHWB1-750)

Item #	Description	Unit	Wt (lb)
2865-XHHW-2-GI	Ground Conductor; Copper; 2/0; 19-strand; XHHW-2 insulated; Green; Spooled to no standard length	FT	0.45

**THHN/THWN-2 Insulated Bare with Colored Tracer** (EC-CONDTR-01e)

allG offers Stranded Copper Green THHN/THWN-2 Insulated Wire with either an Orange, Red, or Yellow Tracer. This wire is used to conductively locate buried utility lines for the gas, water, sewer, telecommunication, and electrical markets. Type THHN/THWN-2 conductor is suitable for use in dry conditions when temperatures do not exceed 90 Degree C and/or in wet conditions when temperatures do not exceed 75 Degree C.

Item #	Description	Unit	Wt (lb)
2809-THHN-GI-O	Ground Conductor; Copper; #6; 19-strand; THHN/THWN-2 insulated; Approximate diameter 0.27 inches; 600V rated; Green with orange tracer	FT	0.11
2809-THHN-GI-R	Ground Conductor; Copper; #6; 19-strand; THHN/THWN-2 insulated; Approximate diameter 0.27 inches; 600V rated; Green with red tracer	FT	0.11
2809-THHN-GI-Y	Ground Conductor; Copper; #6; 19-strand; THHN/THWN-2 insulated; Approximate diameter 0.27 inches; 600V rated; Green with yellow tracer	FT	0.11
2826-THHN-GI-O	Ground Conductor; Copper; #4; 19-strand; THHN/THWN-2 insulated; Approximate diameter 0.34 inches; 600V rated; Green with orange tracer	FT	0.16
2826-THHN-GI-R	Ground Conductor; Copper; #4; 19-strand; THHN/THWN-2 insulated; Approximate diameter 0.34 inches; 600V rated; Green with red tracer	FT	0.16
2826-THHN-GI-Y	Ground Conductor; Copper; #4; 19-strand; THHN/THWN-2 insulated; Approximate diameter 0.34 inches; 600V rated; Green with yellow tracer	FT	0.16
2835-THHN-GI-O	Ground Conductor; Copper; #2; 19-strand; THHN/THWN-2 insulated; Approximate diameter 0.40 inches; 600V rated; Green with orange tracer	FT	0.24
2835-THHN-GI-R	Ground Conductor; Copper; #2; 19-strand; THHN/THWN-2 insulated; Approximate diameter 0.40 inches; 600V rated; Green with red tracer	FT	0.24
2835-THHN-GI-Y	Ground Conductor; Copper; #2; 19-strand; THHN/THWN-2 insulated; Approximate diameter 0.40 inches; 600V rated; Green with yellow tracer	FT	0.24
2865-THHN-GI-O	Ground Conductor; copper; 2/0; 19-strand; THHN/THWN-2 insulated; 600V rated; Green with orange tracer; Spooled to no standard length	FT	0.47
2865-THHN-GI-R	Ground Conductor; copper; 2/0; 19-strand; THHN/THWN-2 insulated; 600V rated; Green with red tracer; Spooled to no standard length	FT	0.47
2865-THHN-GI-Y	Ground Conductor; Copper; 2/0; 19-strand; THHN/THWN-2 insulated; 600V rated; Green with yellow tracer; Spooled to no standard length	FT	0.47
2875-THHN-GI-O	Ground Conductor; Copper; 4/0; 19-strand; THHN/THWN-2 insulated; 600V rated; Green with orange tracer; Spooled to no standard length	FT	0.73
2875-THHN-GI-R	Ground Conductor; Copper; 4/0; 19-strand; THHN/THWN-2 insulated; 600V rated; Green with red tracer; Spooled to no standard length	FT	0.73
2875-THHN-GI-Y	Ground Conductor; Copper; 4/0; 19-strand; THHN/THWN-2 insulated; 600V rated; Green with yellow tracer; Spool to no standard length	FT	0.73



Item# 2875-THHN-GI-Y

### Bonding Conductor - Strap (LP-COND-BND-01)

allG offers Bonding Conductor Strap that is ideal for grounding, and applications requiring bonding and grounding for lightning protection.

Item #	Description	Unit	Wt (lb)
91-2	Bonding Strap; 16 mil, C110, Temper half hard; 2" x 0.016" (26 ga)	FT	0.13
91-4	Bonding Strap; copper; 4" x 0.016" (26 Ga.)	FT	0.25
91-6	Bonding Strap; Copper; 6" x 0.016" (26 ga); Cut to length	FT	0.38
94-2	Bonding Strap; copper; 2" x .020" (24 Ga.)	FT	0.16
91-6-24GA	Bonding Strap; copper; 6" x 0.020" (24 Ga.)	FT	0.47
91-2-20GA	Bonding Strap; copper 2" x 0.032" (20 Ga.)	FT	0.26
91-3-20GA	Bonding Strap; Copper; 3" x 0.032" (20 ga)	FT	0.38
91-4-20GA	Bonding Strap; Copper; 4" x 0.032" (20 ga)	FT	0.51



Item# 91-1

### Bonding Conductor - Flexible Strap (LP-COND-BND-03)

allG offers Flexible Straps that are typically used where flexibility, custom configurations, and solderability are a prime concern. They are made of a tight weave of multi-stranded, soft drawn, tinned copper that is ideal for shielding material for cables. It can also be used as a ground strap which provides an excellent, low resistance ground path.

Item #	Description	Unit	Wt (lb)
83	Flexible Bonding Strap; tinned copper; 1/2" wide	FT	0.09
85	Flexible Bonding Strap; tinned copper; 3/4" wide	FT	0.17
87	Flexible Bonding Strap; Tinned copper; 1" wide	FT	0.27
89	Flexible Bonding Strap; tinned copper; 1-1/2" wide	FT	0.27



Item #83

### Post Clamps (GC-POSTCLAMP)

allG offers Post Clamps that fit bar-to-flat surface posts. They feature high copper alloy and are UL certified.

Item #	Description	Unit	Wt (lb)
1572-1-4/0	Servit Post Clamp; Bronze; Fits one cable #1 thru 4/0 stranded; 5/8"-11 threaded stud 3/4" long	EA	1.00
1572-2-1/0	***CLOSEOUT SALE*** Servit Post Clamp; Bronze; Fits one cable #2 thru 1/0 stranded; 1/2"-13 threaded stud 9/16" long	EA	1.00



Item #1572-2-1/0

### C-Taps - Thin Wall (GC-CTAP-02)

allG offers Thin Wall C-Taps that are manufactured from high conductivity wrought copper. They feature low resistance, compact size, and excellent electrical conductivity.

Item #	Description	Unit	Wt (lb)
1571-2	C-Tap; Copper; #6 stranded to #6 stranded; Brown color code; Utilizes manual crimp tool	EA	0.03
1571-3	C-Tap; Copper; #2 stranded to #6 stranded; Pink color code; Utilizes manual crimp tool	EA	0.04
1571-4	C-Tap; Copper; #2 solid or #2 stranded to #2 solid or #2 stranded; Orange color code; Utilizes manual crimp tool	EA	0.08
1571-9	C-Tap; Copper; Heavy duty; 1/0 stranded to #3 stranded thru #2 stranded; Utilizes hydraulic crimp tool	EA	0.09
1571-42	C-Tap; Copper; #1, 1/0, 2/0 stranded run range; #12-#2 stranded tap range; Purple color code; Utilizes manual crimp tool	EA	0.09
1571-5	C-Tap; Copper; 3/0 stranded to #6 stranded; Yellow color code; Utilizes manual crimp tool	EA	0.10



Item# 1571-3

**C-Taps - Crimpit - Heavy Duty** (GC-CTAP-1b)

allG offers Heavy Duty C-Tap Crimpits that can accommodate many cable combinations, allowing maximum flexibility for the design and installation of a system.

Item #	Description	Unit	Wt (lb)
1571-7	C-Tap; Tinned Copper; Heavy duty; 4/0 stranded thru 500 MCM to #6 stranded thru #2 solid; Utilizes hydraulic crimp tool	EA	0.40
1571-11	C-Tap; Copper; Tin Plated; Heavy duty; 4/0 stranded to 500 MCM; Brown color code; Utilizes hydraulic crimp tool	EA	0.60



Item# 1571-7

**C-Taps - Crimpit - #12 Solid thru 4/0 Stranded** (GC-CTAP-01)

allG offers C-Tap Crimpit connectors that are range-taking, C-shaped compression connectors, which make tap or parallel copper connections from #12 sol. to 4/0 stranded conductors.

Item #	Description	Unit	Wt (lb)
1571-1	C-Tap; Copper; Heavy duty; #2 solid or stranded to #8 solid thru #4 stranded; Utilizes hydraulic crimp tool	EA	0.08
1571	C-Tap; Copper; Heavy duty; #2 solid or stranded to #2 solid or stranded; Utilizes hydraulic crimp tool	EA	0.07
1571-9	C-Tap; Copper; Heavy duty; 1/0 stranded to #3 stranded thru #2 stranded; Utilizes hydraulic crimp tool	EA	0.09
1571-18	C-Tap; Heavy duty; Copper; 1/0 solid thru 2/0 stranded to 1/0 solid thru 2/0 stranded; Utilizes hydraulic crimp tool	EA	0.16
1571-8	C-Tap; Heavy duty; Copper; 3/0 solid thru 4/0 stranded to 3/0 solid thru 4/0 stranded; Utilizes hydraulic crimp tool	EA	0.25
1571-13	C-Tap; Copper; Heavy duty; 3/0 solid thru 4/0 stranded to 1/0 solid thru 2/0 stranded; Utilizes hydraulic crimp tool	EA	0.25
1571-14	C-Tap; Copper; Heavy duty; 3/0 solid thru 4/0 stranded to #6 solid thru #2 stranded; Utilizes hydraulic crimp tool	EA	0.25
1571-15	C-Tap; Copper; Heavy duty; 3/0 stranded thru 250 MCM stranded to 3/0 stranded thru 250 MCM stranded; Utilizes hydraulic crimp tool	EA	N/A
1571-16	C-Tap; Copper; Heavy duty; 3/0 stranded thru 250 MCM to #6 solid thru 2/0 stranded; Utilizes hydraulic crimp tool	EA	0.01
1571-19	C-Tap; Copper; 300 MCM thru 500 MCM or 3/4" rod to #6 solid thru 2/0 stranded; Utilizes hydraulic crimp tool	EA	0.37



Item #1571-1

**C-Taps - Hytap #8 sol - 500 kcmil** (GC-GTAP-03)

allG offers C-Tap Hytaps that are ideal to use as a tap connector or tap splice connector. These taps are acceptable for direct burial in the earth and concrete. They can accommodate a conductor range from #8 solid - 500 kcmil plus 1/2", 5/8", and 3/4" copper bonded ground rods.

Item #	Description	Unit	Wt (lb)
1571-12	C-Tap; Copper; Heavy duty; 1/0 stranded thru 250 MCM or 1/2" - 5/8" rod to 1/0 stranded thru 2/0 stranded; Utilizes hydraulic crimp tool	EA	0.25



Item# 1571-12

**C-Taps - Hytap #6 Solid thru 500 kcmil** (GC-CTAP-1a)

allG offers C-Tap Hytap Connectors that accommodate a variety of cable combinations from #6 solid through 500 kcmil. The 'C' - shaped opening permits placing two continuous parallel cables into the conductor groove.

Item #	Description	Unit	Wt (lb)
1571-6	C-Tap; Copper; Heavy duty; #6 solid thru #2 stranded to #6 solid thru #2 stranded; Utilizes hydraulic crimp tool	EA	0.08
1571-17	C-Tap; Copper; Heavy duty; #1 stranded thru 2/0 stranded or 3/8" rod to #7 stranded thru #2 stranded; Utilizes hydraulic crimp tool	EA	0.35
1571-10	C-Tap; Copper; Heavy duty; #1 stranded thru 2/0 stranded to #1 stranded thru 2/0 stranded; Utilizes hydraulic crimp tool	EA	0.09
1571-19	C-Tap; Copper; 300 MCM thru 500 MCM or 3/4" rod to #6 solid thru 2/0 stranded; Utilizes hydraulic crimp tool	EA	0.37
1571-300-500	C-Tap; Copper; Heavy duty; 300 MCM thru 500 MCM to 300 MCM thru 500 MCM; Utilizes hydraulic crimp tool	EA	N/A



Item# 1571-10

### C-Tap Covers (GC-CTAP-COVERS)

allG offers C-Tap Covers which are insulated and flame retardent. These covers are perfect to protect your C-Taps!



C-Tap Covers

### H-Taps (GC-HTAP)

allG offers a variety of H-Taps for your jobsite solutions!

Item #	Description	Unit	Wt (lb)
1573-2	H-Tap; Copper; #2 to #2; Brown color code	EA	0.10
1573-YH2929	H-Tap; Copper; 250 MCM-#2 run; 250 MCM-#2 tap; Purple color code	EA	N/A
1574-6	Double H-Tap Connector; For #6 rebar, 3/4" ground rod or 400 MCM to Tap 1: 3/0 stranded thru 1/0 stranded; Tap 2: #1 stranded thru #4 stranded; Tap 3: #8 stranded thru #14 stranded (requires a U1104 Die in the Y750 Burndy Crimper)	EA	0.75
1573-CCFNFR	Flame Retardent Cover; 500 MCM max conductor; For use with H-Taps	EA	N/A



Item #1574-6

### Cross Connectors (GC-CC)

allG offers Cross Connectors made of copper for ground rod to grid connections.

Item #	Description	Unit	Wt (lb)
1565-YGL29C29	Cross Connector; Hygrid; #2 stranded thru 250MCM to #2 stranded thru 250MCM; Or 1/2" thru 5/8" rod to #2 stranded thru 250MCM; Utilizes hydraulic crimp tool	EA	1.50
1565-YGLR29C34	Cross Connector; Ground Rod-to-Grid; GridLok; High strength; Irreversible compression; #2 stranded thru 250MCM to 3/4" rod; Utilizes hydraulic crimp tool	EA	1.65



Item #1565-YGL29C29



Item #1565-YGLR29C34

### Compression Tools (GC-CTOOL)

allG offers a range of Compression Tools that are ideal for installation of both mechanical and hydraulic compression lugs and taps. They feature comfort grip handles, heat-treated steel jaws, and have approximately 9000 crimp cycle life with high strength fasteners and plated jaws.

Item #	Description	Unit	Wt (lb)
5399-1	Patriot Hydraulic Self-Contained Crimping Tool; 12 ton; 1.65" jaw opening; Uses 18v lithium batteries	EA	30.00
5399-5	Mechanical Compression Tool; Ratchet hand; Full cycle; #8 thru #1 stranded (Y1MRTC)	EA	1.46
5399-2	Mechanical Compression Tool; Multiple crimp selections; Rotatable die wheels; #8 thru 4/0	EA	9.16
5399-3	Hydraulic Compression Tool; Includes carrying case; #8 thru 750MCM; Dies sold separately	EA	14.50
5330-KP1022D	Wire Crimper; 9-1/4" overall length; Crimps/strips 10-22 ga wire	EA	1.05



Item #5399-5



Item #5399-2



**U Connector Dies** (GC-UDIES)

allG offers U Connector Dies designed for reliable and controllable electrical connections. Available in numerous wire sizes, allG is sure to have what you need!

Item #	Description	Unit	Wt (lb)
UDIE-1/0	U Die; 1/0 copper wire; Used in a Y750HSXT Burndy HYPRESS 12-ton hydraulic hand operated crimp tool	EA	0.45
UDIE-2/0	U Die; 2/0 copper wire; Used in a Y750HSXT Burndy HYPRESS 12-ton hydraulic hand operated crimp tool	EA	0.45
UDIE-3/0	U Die; 3/0 copper wire; Used in a Y750HSXT Burndy HYPRESS 12-ton hydraulic hand operated crimp tool	EA	0.45
UDIE-4/0	U Die; 4/0 copper wire; Used in a Y750HSXT Burndy HYPRESS 12-ton hydraulic hand operated crimp tool	EA	0.45
UDIE-250	U Die; 250 MCM copper wire; Used in a Y750HSXT Burndy HYPRESS 12-ton hydraulic hand operated crimp tool Quote D412703	EA	0.45
UDIE-500	U Die; 500 MCM copper wire; Used in a Y750HSXT Burndy HYPRESS 12-ton hydraulic hand operated crimp tool	EA	0.45
UDIE-C-U1104	U Die; For copper crimpit (ALT part #1571-1 1571-7, or #1571-11); Used in a Y750HSXT Burndy HYPRESS 12-ton hydraulic hand operated crimp tool	EA	0.25
UDIE-C-UD3	U Die; For copper crimpit (ALT part #1571-8, #1571-13 or #1571-14); Used in a Y750HSXT Burndy HYPRESS 12-ton hydraulic hand operated crimp tool	EA	0.45
UDIE-C-UO	U Die; For copper heavy duty c-taps (ALT part #1571-11 or #1571-17); Used in a Y750HSXT Burndy HYPRESS 12-ton hydraulic hand operated crimp tool	EA	0.59
UDIE-C-U997	U Die; For installing HYGROUND compression grounding connectors (ALT part #1571-12); Compatible with Y35, Y39, Y750 series, PAT750-18V series, Y46, PAT46-18V tools; Used in a Y750HSXT Burndy HYPRESS 12-ton hydraulic hand operated crimp tool; Orange color code	EA	0.39
UDIE-C-U1011	U Die; Stainless steel; For installing HYGROUND compression grounding connectors (ALT part #1571-19 and 1589-YGLR29C34); Compatible with Y35, Y39, Y750 series, PAT750-18V series, Y46, PAT46-18V tools; Used in a Y750HSXT Burndy HYPRESS 12-ton hydraulic hand operated crimp tool	EA	N/A
UDIE-C-PU998	U Die; Stainless steel; For installing HYGROUND compression grounding connectors (ALT part #1571-20); Compatible with Y35, Y39, Y750 series, PAT750-18V series, Y46, PAT46-18V tools; Used in a Y750HSXT Burndy HYPRESS 12-ton hydraulic hand operated crimp tool; Orange color code	EA	N/A



Item #UDIE-750




Item #UDIE-C-U1104

**Split Bolt Connectors** (EC-MISC-08)

allG offers Split Bolt Connectors that are ideal for use with code conductors. They are UL Listed and CSA Certified up to 600V, with temperature ratings up to 90 degree C. They feature wire range-taking capability that minimizes inventory requirements, and a pressure bar with a secure connection for multiple conductor combinations that assures premium wire pullout strength.

Item #	Description	Unit	Wt (lb)
961-6	Split Bolt Connector; Minimum of (2) each #8 stranded; Maximum of (2) each #6 stranded	EA	0.10
961-4	Universal Split Bolt Connector minimum of two #10 solid and a maximum of two each #4 solid aluminum or copper conductors with spacer for dissimilar metals	EA	N/A
961-2	Split Bolt Connector; Minimum of (2) each #6 stranded; Maximum of (2) each #2 stranded	EA	0.10
961-10	Split Bolt Connector; Minimum of (2) each #4 stranded; Maximum of (2) each 1/0 stranded	EA	N/A
961-20	Split Bolt Connector; Minimum of (2) each #2 solid; Maximum of (2) each 2/0 stranded	EA	0.20
961-30	Split Bolt Connector; Minimum of (2) each #1 stranded; Maximum of (2) each 3/0 stranded	EA	0.40
961-250	DISCONTINUED Split Bolt Connector; Minimum of (2) each #1 stranded; Maximum of (2) each 250 MCM stranded	EA	0.40
961-500	Split Bolt Connector; Minimum of (2) each 2/0 stranded; Maximum of (2) each 500 MCM stranded	EA	0.80
961-750	Split Bolt Connector; Minimum of (2) each 4/0 stranded; Maximum of (2) each 750 MCM	EA	1.70



Item #961-2

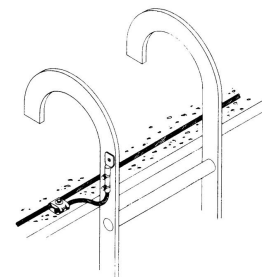
**Lugs - Mechanical Bonding** (GC-MLUG-01)

allG offers Mechanical Bonding Lugs with 3/8" & 9/16" bolt holes. These lugs are available in bronze or aluminum, depending on your bonding needs. Holes may be modified for other sizes.

Item #	Description	Unit	Wt (lb)
1110	Bonding Lug; Bronze; 3/8" bolt hole; Fits lightning conductor range 129 to 268	EA	0.50
1110-1	Bonding Lug; Bronze; 9/16" bolt hole; Fits lightning conductor range 129 to 268	EA	0.50
A1110	Bonding Lug; aluminum; 3/8" bolt hole; fits lightning conductor range A124 to A237	EA	0.20
A1110-1	Bonding Lug; Aluminum; 9/16" bolt hole; Fits lightning conductor range A124 to A237	EA	0.30



Item #1110



Typical Application

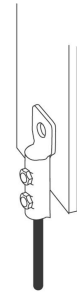
**Lugs - Secondary Mechanical Bonding** (GC-MLUG-03)

allG offers Secondary Mechanical Bonding Lugs with 1/4" bolt hole for easy fitting; making your secondary bonding easy! They are also available in a variety of materials, depending on your jobsite needs.

Item #	Description	Unit	Wt (lb)
1140	Secondary Bonding Lug; Copper; 1/4" bolt hole; Fits secondary lightning conductor range 60-100 to 14-100; UL Listed	EA	0.18
1140T	Secondary Bonding Lug; Tinned copper; 1/4" bolt hole; Fits secondary lightning conductor range 60-100 to 14-100; UL Listed	EA	0.18
A1140	Secondary Bonding Lug; Aluminum; 1/4" bolt hole; Fits secondary lightning conductor range A40-100 to A14-100; UL Listed	EA	0.11
A1140-316	Secondary Bonding Lug; Aluminum; 1/4" bolt hole; Fits secondary lightning conductor range A40-100 to A14-100; Includes Grade 316 stainless steel hardware; UL Listed	EA	0.11



Item #A1140



Typical Application

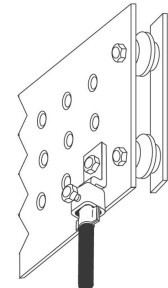
**Lugs - Copper Single Hole Solderless** (GC-MLUG-04)

allG offers Copper, Single Hole, Solderless Lugs that are used to attach ground conductors to ground bars, or any type of metal object. The lug are made of electrolytic copper.

Item #	Description	Unit	Wt (lb)
1150-1H-8-2	Solderless Lug; Copper; (1) 1/4" mounting hole; Fits grounding conductor range #8 solid to #2 stranded	EA	0.10
1150-1H-6-10	Solderless Lug; Copper; (1) 1/4" mounting hole; Fits grounding conductor range #6 solid to 1/0 stranded	EA	0.10
1150-1H-2-40	Solderless Lug; Copper; (1) 5/16" mounting hole; Fits grounding conductor range #2 solid to 4/0 stranded	EA	0.20



Item #1150-1H-8-2



Typical Application

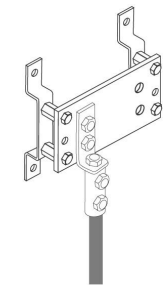
**Lugs - Copper Two Hole Grounding** (GC-MLUG-05)

allG offers Copper, Two Hole, Grounding Lugs that are made of copper for superior conductivity. The lugs are excellent for attaching conductors to ground bars or any type of metal object.

Item #	Description	Unit	Wt (lb)
1164	Lug; copper; (2) 17/32" mounting holes on 1-3/4" spacing; fits grounding conductor range #6 solid to 2/0 stranded	EA	0.40
1165	Lug; copper; (2) 17/32" mounting holes on 1-3/4" spacing; fits grounding conductor range 2/0 solid to 250 MCM	EA	0.70



Item #1163



Typical Application

**Lugs - Heavy Duty Mechanical Bonding with 4" of Contact** (GC-MLUG-08)

allG offers Heavy Duty Mechanical Bonding Lugs that are ideal for primary cable to metal surface bonding. They have over four square inches of contact, include stainless steel bolts, and are available in aluminum or bronze, depending on your jobsite need.

Item #	Description	Unit	Wt (lb)
1112	Lug; Bronze; Heavy duty; 4" of surface contact; Fits grounding conductor range #2 to 3/0; Fits lightning conductor range 129 to 228	EA	0.64
A1112	Lug; heavy duty; aluminum; 3" of surface contact; fits lightning conductor range A124 to A237	EA	0.24



Item #1112

**Exothermic Lugs** *(GC-EXLUG)*

allG offers a variety of configurations of exothermic lugs which include offset, straight, and curved lugs in one-hole and two-hole set-ups. Other configurations are available upon request.

Item #	Description	Unit	Wt (lb)
38-4155-00	DISCONTINUED Exothermic Lug; Tinned copper; Offset; 2-hole; 3/16" x 1"	EA	0.73
38-4200-00	DISCONTINUED Exothermic Lug; Copper; Straight; 1-hole; 1/8" x 1"	EA	N/A



Item# 38-4152-00

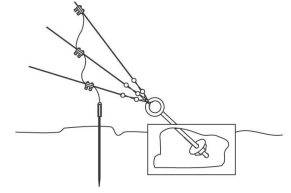
**Guy Wire Ground Clamps - Tinned Bronze** *(GC-GWC-01)*

allG offers Tinned Bronze Guy Wire Ground Clamps that are ideal for attaching grounding conductor to tower guy wires. The clamps have 2 extra jam nuts for a secure connection.

Item #	Description	Unit	Wt (lb)
990	Guy Wire Grounding Clamp; Tinned bronze; 3/8" through 1-1/8"; Fits conductor sizes 0.162 to 0.528	EA	1.10



Item #990



Typical Application

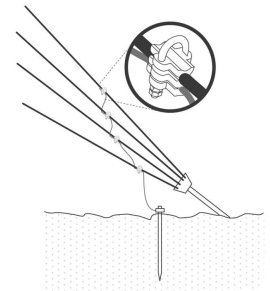
**Guy Wire Ground Clamps - U-Bolt Parallel** *(GC-GWC-03)*

allG offers U-Bolt Guy Wire Ground Clamps that are a tinned bronze, parallel connector. Specifically configured to be a guy wire ground clamp, these U-Bolts style clamps are equipped with jam nuts to ensure an excellent connection. The U-Bolt and hardware are made of stainless steel.

Item #	Description	Unit	Wt (lb)
1311	U-Bolt Parallel Guy Wire Ground Clamp; Tinned bronze; Fits guy wire sizes 1/4" to 7/8"; Fits grounding conductor range #6 solid to 4/0 stranded	EA	0.60



Item #1311



Typical Application

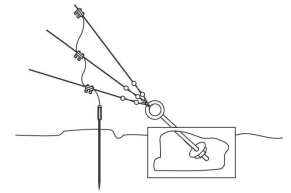
**Guy Wire Ground Clamps - Tinned Bronze Two Bolt** *(GC-GWC-04)*

allG offers Tinned Bronze Two-Bolt Guy Wire Ground Clamps that are a cast, tinned bronze, parallel connector. These clamps are designed for attaching cable-to-cable, cable-to-rod, or rod-to-rod, and are ideal for attaching grounding conductor to tower guy wires. The clamps include jam nuts and have 2" of contact on each conductor.

Item #	Description	Unit	Wt (lb)
905-2	Parallel Guy Wire Ground Clamp; Tinned bronze; Two-bolt; Heavy duty; Includes (2) extra nuts; Fits guy wire sizes 3/8" to 3/4"; Fits grounding conductor range 0.162 to 0.528	EA	0.50



Item #905-2



Typical Application

**Guy Wire Ground Clamps - Parallel** *(GC-GWC-06)*

allG offers Parallel Guy Wire Clamps that can be used for connecting two different conductors, such as copper and galvanized steel.

Item #	Description	Unit	Wt (lb)
901	Parallel Guy Wire Ground Clamp; bronze; includes jam nut; fits conductor range 0.292 to 0.528	EA	0.40
901T	Parallel Guy Wire Ground Clamp; tinned bronze; includes jam nut; fits conductor range 0.292 to 0.528	EA	0.40
901G	Parallel Guy Wire Ground Clamp; bronze; includes 1/2" galvanized hardware; fits conductor range 0.292 to 0.528	EA	0.40
901GT	Parallel Guy Wire Ground Clamp; tinned bronze; includes 1/2" galvanized hardware; fits conductor range 0.292 to 0.528	EA	0.40



Item #901

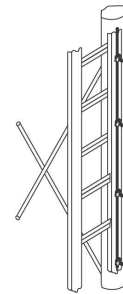
### Waveguide Ladder Support Clamp (GC-CONSP-01)

allG offers Waveguide Ladder Support Clamps that are cast, tinned bronze connectors. These clamps are ideal for securing ground conductors to ladder supports.

Item #	Description	Unit	Wt (lb)
940-5	Waveguide Ladder Support Clamp; tinned bronze; fits conductor sizes 0.162 to 0.528	EA	0.30



Item #940-5



Typical Application

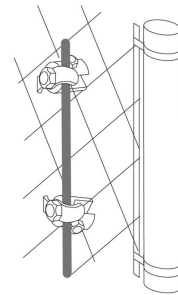
### Fence Ground Clamps (GC-CONSP-04)

allG offers Fence Ground Clamps that include a clasp and stainless steel hardware. The clasp may be rotated to allow the conductor to be routed in a straight line on cyclone fences. These clamps are available in bronze or aluminum.

Item #	Description	Unit	Wt (lb)
2553	Fence Ground Clamp; Bronze; Adjustable; Overall size is 1-1/4" x 1-1/2"; Fits conductor sizes 0.162 to 0.500	EA	0.10



Item #2553



Typical Application

### Beam Clamps - Malleable Iron (GC-CONSP-05)

allG offers Malleable Iron Beam Clamps that are ideal for use on a beam, girder, or other structural members. Each clamp has two tapped mounting holes.

Item #	Description	Unit	Wt (lb)
2590	Iron Beam Clamp; Zinc plated; 2"; Malleable; 3/8"-16 tapped holes; 3/4" maximum plate thickness	EA	0.70
2591	Iron Beam Clamp; Zinc plated; 1"; Malleable; 1/4"-20 tapped holes; 11/16" maximum plate thickness	EA	0.20



Item #2590

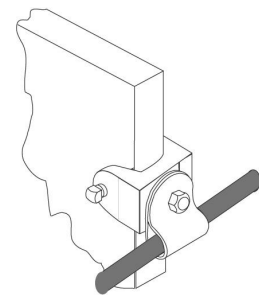
### Beam Clamps with Conductor Support (GC-CONSP-06)

allG offers Beam Clamps with Conductor Supports that are galvanized, malleable, iron support clamps with tinned copper loops and stainless steel hardware. Connects to objects up to 11/16" thick.

Item #	Description	Unit	Wt (lb)
2595-2	Beam Clamp; Fits 11/16" thick surface; Includes 3872 insulator & 2405 rubber insulated SS loop clip	EA	0.40



Item #2595

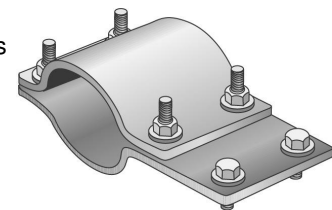


Typical Application

### Pipe Clamps - Brass Heavy Duty (GC-PCLMP-01)

allG offers Heavy Duty Pipe Clamps made of brass that are ideal for connecting conductors to water pipes or metal conduit. Clamp accepts 1-3/4" NEMA lugs and includes 1/2" mounting hardware.

Item #	Description	Unit	Wt (lb)
951	Pipe Clamp; brass; 1/4" x 4"; fits 3/4" to 1-7/8" OD; clamp accepts 1-3/4" NEMA compression lug	EA	4.50
951-2	Pipe Clamp; brass; 1/4" x 4"; fits 1-7/8" to 2-1/4" OD; clamp accepts 1-3/4" NEMA compression lug	EA	5.30
951-25	Pipe Clamp; brass; 1/4" x 4"; fits 2-1/8" to 2-1/2" OD; clamp accepts 1-3/4" NEMA compression lug	EA	5.50
951-3	Pipe Clamp; brass; 1/4" x 4"; fits 2-7/16" to 3-3/8" OD; clamp accepts 1-3/4" NEMA compression lug	EA	5.70
951-35	Pipe Clamp; brass; 1/4" x 4"; fits 3-1/8" to 3-7/8" OD; clamp accepts 1-3/4" NEMA compression lug	EA	6.50
951-4	Pipe Clamp; brass; 1/4" x 4"; fits 3-7/8" to 4-3/4" OD; clamp accepts 1-3/4" NEMA compression lug	EA	7.20
951-5	Pipe Clamp; brass; 1/4" x 4"; fits 3-3/4" to 5" OD; clamp accepts 1-3/4" NEMA compression lug	EA	8.00
951-6	Pipe Clamp; brass; 1/4" x 4"; fits 5-1/2" to 6-3/8" OD; clamp accepts 1-3/4" NEMA compression lug	EA	9.10



Item #951

**Gas Pipe Ground Clamps** (GC-PCLMP-02)

allG offers Gas Pipe Ground Clamps that fit a variety of sizes of pipe or stranded conductors and offering a convenient grounding source.

Item #	Description	Unit	Wt (lb)
1306-1	Gas Pipe Ground Clamp; Cast bronze; Fits 1/2" thru 1" OD pipe & #10 thru #2 stranded conductors; Includes stainless steel hardware	EA	0.20
1306-2	Gas Pipe Ground Clamp; Cast bronze; Fits 1-1/4" thru 2" OD pipe & #10 thru #2 stranded conductors; Includes stainless steel hardware	EA	0.60
1306-4	Gas Pipe Ground Clamp; Cast bronze; Fits 2-1/2" thru 4" OD pipe & #10 thru #4 stranded conductors; Includes stainless steel hardware	EA	1.00



Item #1306-1

**Water Pipe Ground Clamps** (GC-PCLMP-03)

allG offers Water Pipe Ground Clamps that fit a variety of sizes of pipe or stranded conductors and offer a convenient grounding source.

Item #	Description	Unit	Wt (lb)
1305-1	Water Pipe Ground Clamp; Cast bronze; Fits 1/2" thru 1" IPS pipe & #10 thru #2 stranded conductors	EA	0.20
1305-2	Water Pipe Ground Clamp; Cast bronze; Fits 1-1/4" thru 2-3/8" IPS pipe & #10 thru #2 stranded conductors	EA	0.60
1305-4	Water Pipe Ground Clamp; Cast bronze; Fits 2-1/2" thru 4" OD pipe & #10 thru #2 stranded conductors	EA	1.00



Item #1305-4




Item #1305-1

**AGE - 8' Vertical** (GC-AGE-01-01)

The Advanced Grounding Electrode (AGE) is an allG trademarked product. It is a chemically enhanced grounding electrode system. Each AGE kit includes the following components: 12" long, double wall, high-traffic area test well; a copper AGE electrode; a 4', exothermically welded tail; allG ground enhancement material; and specially formulated starter material. Ground Resistance Enhancement Material and Recharge Materials are also available. Special rod lengths, conductor sizes, and tail lengths are available upon request. allG manufactured chemical ground rods meet or exceed UL 467 standards.

Item #	Description	Unit	Wt (lb)
3450	Vertical Advanced Grounding Electrode Kit Assembly; 4/0 bare tail; 8'	EA	303.00
3450-02G	Vertical Advanced Grounding Electrode Kit Assembly; #2 stranded green insulated tail; 8'	EA	303.00
3450-02ST	Vertical Advanced Grounding Electrode Kit Assembly; #2 solid tinned tail; 8'	EA	303.00
3450-168	Vertical Advanced Grounding Electrode Kit Assembly; 168 28 strands of 16 ga copper tail; 8'	EA	303.00
3450-30	Vertical Advanced Grounding Electrode Kit Assembly; 3/0 stranded bare copper tail; 8'	EA	303.00
3450-20	Vertical Advanced Grounding Electrode Kit Assembly; 2/0 bare copper tail; 8'	EA	303.00
3450-228	Vertical Advanced Grounding Electrode Kit Assembly; 28 strands of 14 ga copper tail; 8'	EA	303.00
3450-250	Vertical Advanced Grounding Electrode Kit Assembly; 250 MCM copper tail; 8'	EA	303.00
3450-40G	Vertical Advanced Grounding Electrode Kit Assembly; 4/0 green insulated copper tail; 8'	EA	303.00
3450-40T	Vertical Advanced Grounding Electrode Kit Assembly; 4/0 stranded tinned copper tail; 8'	EA	303.00
3450-500	Vertical Advanced Grounding Electrode Kit Assembly; 500 MCM copper tail; 8'	EA	303.00



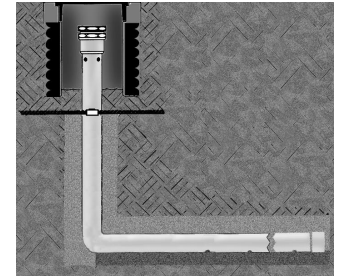
Typical Application

**AGE - 8' Horizontal** (GC-AGE-01a-01)

The Advanced Grounding Electrode (AGE) is an allG trademarked product. It is a chemically enhanced grounding electrode system. Each AGE kit includes the following components: 12" long, double wall, high-traffic area test well; a copper AGE electrode; a 4', exothermically welded tail; allG ground enhancement material; and specially formulated starter material. Ground Resistance Enhancement Material and Recharge Materials are also available. Special rod lengths, conductor sizes, and tail lengths are available upon request. Rods listed have a 30" neck length. Neck lengths are also available in 18" and 24". Specify neck length. allG manufactured chemical ground rods meet or exceed UL 467 standards.



Item #	Description	Unit	Wt (lb)
3459	Horizontal Advanced Grounding Electrode Kit Assembly; 4/0 bare copper tail; 8'	EA	303.00
3459-02G	Horizontal Advanced Grounding Electrode Kit Assembly; #2 stranded green insulated copper tail; 8'	EA	303.00
3459-02ST	Horizontal Advanced Grounding Electrode Kit Assembly; #2 solid tinned copper tail; 8'	EA	303.00
3459-168	Horizontal Advanced Grounding Electrode Kit Assembly; 168 28 strands of 16 ga copper tail; 8'	EA	303.00
3459-30	Horizontal Advanced Grounding Electrode Kit Assembly; 3/0 stranded bare copper tail; 8'	EA	303.00
3459-18N-02ST	Horizontal Advanced Grounding Electrode Kit Assembly; #2 solid tinned copper tail; 18" neck; 8'	EA	303.00
3459-18N-40	Horizontal Advanced Grounding Electrode Kit Assembly; 4/0 stranded copper tail; 18" neck; 8'	EA	303.00
3459-20	Horizontal Advanced Grounding Electrode Kit Assembly; 2/0 bare copper tail; 8'	EA	303.00
3459-228	Horizontal Advanced Grounding Electrode Kit Assembly; 28 strands of 14 ga copper tail; 8'	EA	303.00
3459-24N-40	Advanced Grounding Electrode (AGE) Kit Assembly; Horizontal; 8' with 24" neck; 4 ft 4/0 bare copper tail	EA	303.00
3459-250	Horizontal Advanced Grounding Electrode Kit Assembly; 250 MCM copper tail; 8'	EA	303.00
3459-40G	Horizontal Advanced Grounding Electrode Kit Assembly; 4/0 green insulated copper tail; 8'	EA	303.00
3459-40T	Horizontal Advanced Grounding Electrode Kit Assembly; 4/0 stranded tinned copper tail; 8'	EA	303.00
3459-500	Horizontal Advanced Grounding Electrode Kit Assembly; 500 MCM copper tail; 8'	EA	303.00



Typical Application

**AGE Recharge Material** (GC-AGE-02)

The Advanced Grounding Electrode (AGE) is an allG trademarked product. The Recharge Kit comes complete with the necessary chemicals to refill the AGE chemical ground rod. Available in quantities to match the length of the vertical and horizontal ground rod.

Item #	Description	Unit	Wt (lb)
3490-8	AGE Chemical Recharge Material; for 8' rod	EA	16.00
3490-10	AGE Chemical Recharge Material; for 10' rod	EA	20.00
3490-12	AGE Chemical Recharge Material; for 12' rod	EA	24.00
3490-14	AGE Chemical Recharge Material; for 14' rod	EA	28.00
3490-16	AGE Chemical Recharge Material; for 16' rod	EA	32.00
3490-20	AGE Chemical Recharge Material; for 20' rod	EA	41.00



Item #3490-8

**AGE Starter Kit** (GC-AGE-GE-01)

The Advanced Grounding Electrode (AGE) is an allG trademarked product. The AGE Starter Kit includes loose fill natural organic material designed to help distribute the AGE chemistry consistently into the surrounding earth.

Item #	Description	Unit	Wt (lb)
3541	AGE Starter Kit; Includes starter mixture & 10 lbs of recharge	EA	27.25



Item# 3541

**AGE - Ground Enhancement Material** (GC-AGE-GE-02)

allG offers Ground Enhancement Material that is an economical, low-resistivity grounding backfill. The material creates a positive, low-resistance connection between the grounding system and the earth.

Item #	Description	Unit	Wt (lb)
3520	Ground Enhancement Material; 25 lbs	EA	25.00



Item# 3520

**Bentonite Clay** (GC-AGE-GE-03)

allG offers Bentonite Clay which is a natural clay that is hydroscopic and has very low resistivity.

Item #	Description	Unit	Wt (lb)
3530	Bentonite Back Fill; 25 lbs; Requires 50 lbs/cubic foot	EA	25.00



Item# 3530

**Carbo 60 - Coke Breeze** (GC-AGE-GE-04)

allG offers Carbo 60 Coke Breeze. The 50-pound bag features high-quality, engineered materials with high conductivity, resistance to corrosive environments, and easy pouring and filling.

Item #	Description	Unit	Wt (lb)
3510	Carbo 60 Coke Breeze; 50 lbs; 60 lbs/cubic foot	EA	50.00



Item# 3510

**Ground Rods - Copper Clad Standard** (GC-GROD-01)

allG offers Copper Clad Standard Ground Rods with no threads. The copper is molecularly bonded to nickel-sealed, high-strength steel cores. The cold-rolled threads have continuous, unbroken grain flows that are stronger than cut threads. They resist corrosion better than galvanized rods, allowing for a 30-year service life in most soils. The state-of-the-art manufacturing process ensures uniform plating thickness. The rods meet or exceed the requirements of ANSI/UL 467-1984, CSA, and ANSI/NEMA GR-1.

Item #	Description	Unit	Wt (lb)
2901CC-8	Ground Rod; Copper clad; Full size; UL 467 compliant; UL listed; 1/2" x 8'; (2902)	EA	5.00
2902CC-8	Ground Rod; Copper clad; UL 467 compliant; UL listed; 5/8" x 8'; (2908)	EA	6.55
2902CC-10	Ground Rod; Copper clad; No threads; UL 467 compliant; UL listed; 5/8" x 10'; (2920)	EA	8.40
2903CC-8	Ground Rod; Copper clad; UL 467 compliant; UL listed; 3/4" x 8'; (2940)	EA	9.70
2903CC-10	Ground Rod; Copper clad; No threads; UL 467 compliant; UL listed; 3/4" x 10'; (2960)	EA	12.10
2904CC-10	Ground Rod; Copper clad; No threads; UL 467 compliant; 1" x 10'; (2980)	EA	23.00
2913CC-10	Ground Rod; Copper clad; 13 mils thick; UL 467 compliant; UL listed; 5/8" x 10'	EA	N/A



Item# 2902CC-8

### Ground Rods - Copper Clad Sectional (GC-GROD-01a)

allG offers Copper Clad Sectional Ground Rods that are ideal for use when it is necessary to deep-drive rods. The cold-rolled threads are stronger than cut threads. The rods have 1-1/2" thread at both ends. allG manufactured ground rods meet or exceed UL 467 standards.

Item #	Description	Unit	Wt (lb)
2902CC-10S	Ground Rod; Copper clad; Sectional; UL 467 compliant; UL listed; 5/8" x 10'; (2921)	EA	8.40
2903CC-8S	Ground Rod; Copper clad; Sectional; UL 467 compliant; UL listed; 3/4" x 8'; (2941)	EA	9.70
2903CC-10S	Ground Rod; Copper clad; Sectional; UL 467 compliant; UL listed; 3/4" x 10'; (2961)	EA	12.10
2904CC-10S	Ground Rod; Copper clad; Sectional; UL 467 compliant; UL listed; 1" x 10'; (2981)	EA	23.00



Item #2903CC-10S

### Ground Rods - Solid Copper (GC-GROD-02)

allG offers Solid Copper Ground Rods that resist corrosion better than galvanized rods, allowing for a long service life in most soils. These ground rods are solid copper. allG manufactured ground rods meet or exceed UL 467 standards.

Item #	Description	Unit	Wt (lb)
2901-8	Ground Rod; Solid copper; UL listed; 1/2" x 8'; (2901)	EA	6.09
2901-10	Ground Rod; Solid copper; UL listed; 1/2" x 10'; (2906)	EA	7.61
2902-8	Ground Rod; Solid copper; UL listed; 5/8" x 8'; (2909)	EA	9.51
2902-10	Ground Rod; Solid copper; UL listed; 5/8" x 10'; (2919)	EA	11.89
2903-8	Ground Rod; Solid copper; UL listed; 3/4" x 8'; (2953)	EA	13.69
2903-10	Ground Rod; Solid copper; 3/4" x 10'; UL listed; (2959)	EA	17.12
2903-10S	Ground Rod; Solid copper; Sectional; UL listed; 3/4" x 10'; (2959-1)	EA	17.10
2904-10	Ground Rod; Solid copper; UL listed; 1" x 10'; (2979)	EA	30.43



Item #2901-8

### Ground Rods - Galvanized Steel Standard (GC-GROD-03)

allG offers Standard Galvanized Steel Grounds that are ideal for cathodic protection. These ground rods are solid and have no threads. allG manufactured ground rods meet or exceed UL 467 standards.

Item #	Description	Unit	Wt (lb)
2902G-8	Ground Rod; Galvanized; 5/8" x 8'; (2938)	EA	8.80
2903G-10	Ground Rod; Galvanized; Meets ANSI/NEMA GR1; 3/4" x 10'; (2978)	EA	15.90



Item #2902G-8

### Ground Rods - Stainless Steel Standard (GC-GROD-04)

allG offers Standard Stainless Steel Ground Rods that feature solid stainless steel or an extended service life, and ideal for use in highly corrosive soils. No threads. allG manufactured ground rods meet or exceed UL 467 standards.

Item #	Description	Unit	Wt (lb)
2902SS-8	Ground Rod; 304 stainless steel; UL listed; 5/8" x 8'; (2925)	EA	8.00
2902SS-10	Ground Rod; 304 stainless steel; UL listed; 5/8" x 10'; (2926)	EA	10.00
2903SS-8	Ground Rod; 304 stainless steel; UL listed; 3/4" x 8'; (2945)	EA	12.00
2903SS-10	Ground Rod; 304 stainless steel; UL listed; 3/4" x 10'	EA	15.00
2903SS-316-10	Ground Rod; 316 stainless steel; UL listed; 3/4" x 10'; (2966-316)	EA	15.00
2904SS-10	Ground Rod; 304 stainless steel; UL listed; 1" x 10'; (2986)	EA	26.70



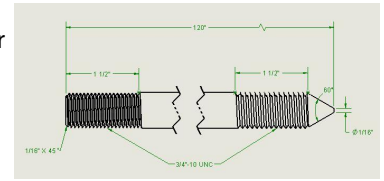
Item# 2901SS-10



**Ground Rods - Stainless Steel Sectional** (GC-GROD-04a)

allG offers Stainless Steel Sectional Ground Rods that are used to reduce ground resistance in poor soils such as sand and gravel. These ground rods include 1-1/2" of thread at both ends. allG manufactured ground rods meet or exceed UL 467 standards.

Item #	Description	Unit	Wt (lb)
2902SS-10S	Ground Rod; 304 stainless steel; Sectional; UL listed; 5/8" x 10'; (2928)	EA	10.00
2903SS-8S	Ground Rod; 304 stainless steel; Sectional; UL listed; 3/4" x 8'; (2947)	EA	12.00
2903SS-10S	Ground Rod; 304 stainless steel; Sectional; UL listed; 3/4" x 10'	EA	15.00
2904SS-10S	Ground Rod; 304 stainless steel; Sectional; UL listed; 1" x 10'; (2988)	EA	26.70



Item #2903SS-10S

**Ground Rods - Stainless Steel Threaded** (GC-GROD-04b)

allG offers Stainless Steel Threaded Ground Rods that are used to reduce ground resistance in poor soils such as sand and gravel. These rods include 1-1/2" of thread at top end only. allG manufactured ground rods meet or exceed UL 467 standards.

Item #	Description	Unit	Wt (lb)
2902SS-10T	Ground Rod; 304 stainless steel; Threaded; UL listed; 5/8" x 10'; (2927)	EA	10.00
2903SS-8T	Ground Rod; 304 stainless steel; Threaded; UL listed; 3/4" x 8'; (2946)	EA	12.00
2903SS-10T	Ground Rod; 304 stainless steel; Threaded; 1-1/2" of threads at top only; UL listed; 3/4" x 10'	EA	15.00
2904SS-10T	Ground Rod; 304 stainless steel; Threaded; UL listed; 1" x 10'; (2987)	EA	26.70



Item #2901SS-10T

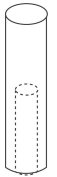
**Ground Rod Driving Sleeve** (GC-GROD-05)

allG offers Ground Rod Driving Sleeves that are used to prevent damage to the top of the ground rod when driving into position. For use with standard rods only.

Item #	Description	Unit	Wt (lb)
3070-58	Ground Rod Driving Sleeve; 5/8"	EA	1.30
3070-34	Ground Rod Driving Sleeve; 3/4"	EA	1.30



Item #3070-34



Inside View

**Ground Rod Couplers** (GC-GROD-06)

allG offers Ground Rod Couplers that are ideal for use when connecting threaded or sectional ground rods.

Item #	Description	Unit	Wt (lb)
3040-58	Ground Rod Coupler; Brass; For 5/8" ground rod	EA	0.30
3040-58CC	Ground Rod Coupler; Brass; Threadless; For 5/8" copper clad ground rod	EA	0.31
3040-34	Ground Rod Coupler; Brass; For 3/4" ground rod	EA	0.40
3040-1	Ground Rod Coupler; Brass; For 1" ground rod	EA	1.00
3050-58	Ground Rod Coupler; 304 stainless steel; For 5/8" ground rod	EA	0.30
3050-34	Ground Rod Coupler; 304 stainless steel; For 3/4" ground rod	EA	0.40
3050-1	Ground Rod Coupler; 304 stainless steel; For 1" ground rod	EA	0.80



Item #3050-58



Item #3040-58

**Ground Rod Drive Studs** (GC-GROD-07)

allG offers Ground Rod Drive Studs that are heavy duty steel and ideal for driving threaded or sectional ground rods. The stud is screwed into the coupler for driving.

Item #	Description	Unit	Wt (lb)
3060-58	Ground Rod Drive Stud; Heavy duty; Steel; Hex cap; 5/8"	EA	0.20
3060-34	Ground Rod Drive Stud; Steel; Heavy duty; Hex cap; 3/4"	EA	0.30
3060-1	Ground Rod Drive Stud; Heavy duty; Steel; Hex cap; 1"	EA	1.00



Item #3060-58

**Rebar Bonding Ground Assembly** (LP-TWTR-07)

allG offers Rebar Bonding Ground Assembly that includes 4' of copper/tinned copper conductor exothermically welded or mechanically bolted to 4' of #5 (5/8" diameter) reinforcing steel. The assembly may be wire-tied to the reinforcing steel in foundations, footings, or concrete slabs. Other sizes available upon request.

Item #	Description	Unit	Wt (lb)
2398-168-4	Rebar Bonding Ground Assembly; Mechanically clamped; (4') 28-strand of 16 ga Class I copper tail	EA	6.00
2398-228-4	Rebar Bonding Ground Assembly; mechanically clamped; 28 strands of 14 ga Class II copper tail (4')	EA	6.90
2398-40-4	Rebar Bonding Ground Assembly; Mechanically clamped; 4/0 copper tail (4')	EA	7.00
2399-168-4	Rebar Bonding Ground Assembly; Exothermically welded; 28 strands of 16 ga copper tail (4')	EA	5.15
2399-168T-4	Rebar Bonding Ground Assembly; exothermically welded; 28 strands of 16 ga tinned copper tail (4')	EA	5.15
2399-228-4	Rebar Bonding Ground Assembly; Exothermically welded; 28 strands of 14 ga Class II copper tail (4')	EA	5.90
2399-228T-4	Rebar Bonding Ground Assembly; exothermically welded; 28 strands of 14 ga Class II tinned copper tail (4')	EA	5.90
2399-2STR-4	Rebar Bonding Ground Assembly; exothermically welded; #2 stranded copper tail (4')	EA	5.42
2399-2STRT-4	Rebar Bonding Ground Assembly; exothermically welded; #2 stranded tinned copper tail (4')	EA	5.42
2399-2STR-10	Rebar Bonding Ground Assembly; exothermically welded; #2 stranded copper tail (10')	EA	6.20
2399-1/0-4	Rebar Bonding Ground Assembly; exothermically welded; 1/0 copper tail (4')	EA	5.50
2399-2/0-4	Rebar Bonding Ground Assembly; exothermically welded; 2/0 copper tail (4')	EA	6.00
2399-2/0-10	Rebar Bonding Ground Assembly; exothermically welded; 2/0 copper tail (10')	EA	2.50
2399-3/0-4	Rebar Bonding Ground Assembly; exothermically welded; 3/0 copper tail (4')	EA	6.45
2399-3/0-8	Rebar Bonding Ground Assembly; exothermically welded; 3/0 copper tail (8')	EA	8.50
2399-3/0-15	Rebar Bonding Ground Assembly; exothermically welded; 3/0 copper tail (15')	EA	12.15
2399-3/0-20	Rebar Bonding Ground Assembly; exothermically welded; 3/0 copper tail (20')	EA	14.75
2399-3/0T-4	Rebar Bonding Ground Assembly; exothermically welded; 3/0 tinned copper tail (4')	EA	6.50
2399-4/0-4	Rebar Bonding Ground Assembly; Exothermically welded; 4/0 copper tail (4')	EA	7.00
2399-4/0-10	Rebar Bonding Ground Assembly; exothermically welded; 4/0 copper tail (10')	EA	10.50
2399-4/0-15	Rebar Bonding Ground Assembly; exothermically welded; 4/0 copper tail (15')	EA	13.80
2399-4/0T-4	Rebar Bonding Ground Assembly; exothermically welded; 4/0 tinned copper tail (4')	EA	7.00
2399-4/0T-10	Rebar Bonding Ground Assembly; exothermically welded; 4/0 tinned copper tail (10')	EA	10.50
2399-500-4	Rebar Bonding Ground Assembly; exothermically welded; 500 MCM bare copper tail (4')	EA	10.50
2399-168-20	Rebar Bonding Ground Assembly; exothermically welded; 28 strands of 16 ga copper tail (20')	EA	8.80
2399-228-10	Rebar Bonding Ground Assembly; exothermically welded; 28 strands of 14 ga Class II copper tail (10')	EA	8.00
2399-350-4	Rebar Bonding Ground Assembly; exothermically welded; 350 MCM bare copper tail (4')	EA	8.50



Item #2399-168-4



Item #2398-228-4

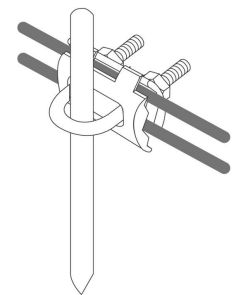
**Ground Rod Clamps - U-Bolt** (GC-GRCLMP-04)

allG offers U-Bolt Ground Rod Clamps that are cast bronze and include stainless steel u-bolt and hardware. These ground rod clamps provide for 2 conductor connections.

Item #	Description	Unit	Wt (lb)
3021	U-Bolt Ground Rod Clamp; Bronze; Fits 3/8" to 3/4" max dia ground rod; Range 0.292 to 0.528	EA	0.50



Item #3021



Typical Application

**Ground Rod Clamps - U-Bolt Parallel** (GC-GRCLMP-01)

allG offers U-Bolt Parallel Ground Rod Clamps made of bronze or aluminum and include stainless steel u-bolts and hardware. These ground rod clamps provide for one (1) or two (2) cable/rod connections.

Item #	Description	Unit	Wt (lb)
1310	U-Bolt Parallel Ground Rod Clamp; Bronze; Fits 1/4" to 7/8" max diameter ground rod with 1 or 2 grounding conductors; Range #6 solid to 4/0 stranded	EA	0.50
A1310	U-Bolt Parallel Ground Rod Clamp; Stainless steel; Fits 3/4" max diameter ground rod with 1 or 2 grounding conductors; Range 0.162 to 0.562 max diameter	EA	0.20



Item #1310



Typical Application

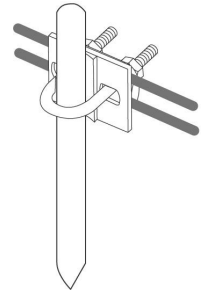
### Ground Rod Clamps - U-Bolt Flat Back (GC-GRCLMP-02)

allG offers U-Bolt Flat Back Ground Rod Clamps made of bronze and include stainless steel u-bolt and hardware. These ground rod clamps have 1-1/2" of rod contact and provide for one (1) or two (2) conductor connections.

Item #	Description	Unit	Wt (lb)
3020	U-Bolt Flat Back Ground Rod Clamp; Bronze; Fits 3/8" to 3/4" max diameter ground rod; Range 0.292 to 0.529; UL Listed	EA	0.70
3020-1	U-Bolt Flat Back Ground Rod Clamp; Bronze; Fits 3/8" to 1" max diameter ground rod; Range 0.292 to 0.529; UL Listed	EA	0.70



Item #3020



Typical Application

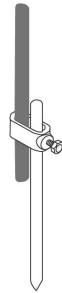
### Ground Rod Clamps - One Bolt (GC-GRCLMP-07)

allG offers One Bolt Ground Rod Clamps made of cast bronze with a stainless steel bolt.

Item #	Description	Unit	Wt (lb)
3007	Ground Rod Clamp; Bronze; 1 bolt; 1/2"; Fits up to #2 stranded	EA	0.10
3008	Ground Rod Clamp; Bronze; 1 bolt; 5/8"; Fits up to 1/0	EA	0.10
3009	Ground Rod Clamp; Bronze; 1 bolt; 3/4"; Fits up to 1/0	EA	0.10



Item #3009



Typical Application

### Ground Rod Clamps - Heavy Duty One Bolt (GC-GRCLMP-06)

allG offers Heavy Duty One Bolt Ground Rod Clamps made of cast bronze with a stainless steel bolt.

Item #	Description	Unit	Wt (lb)
3005	Ground Rod Clamp; heavy duty; bronze; 1 bolt; 5/8"; fits up to 4/0	EA	0.20
3006	Ground Rod Clamp; Heavy duty; Cast bronze; 1 bolt; 3/4"; Fits up to 4/0	EA	0.30



Item #3006



Typical Application

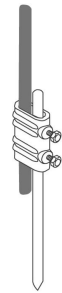
### Ground Rod Clamps - Heavy Duty Two Bolt (GC-GRCLMP-08)

allG offers a Heavy Duty Ground Rod Clamp made of bronze and includes two (2) stainless steel bolts. These ground rod clamps provide enough contact between the rod and conductor for superior lightning protection.

Item #	Description	Unit	Wt (lb)
3010	Ground Rod Clamp; Heavy duty; Bronze; Fits 1/2" rods; Maximum conductor size 0.528	EA	0.30
3012	Ground Rod Clamp; Heavy duty; Bronze; Fits 5/8" rods; Maximum conductor size 0.528	EA	0.40
3014	Ground Rod Clamp; Bronze; Heavy duty; Fits 5/8" to 3/4" rods; Max conductor size 0.528	EA	0.49



Item #3014



Typical Application

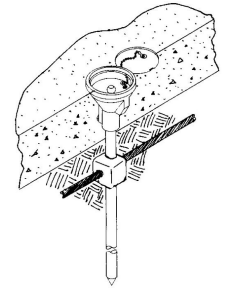
**Ground Receptacles without Clamp** (GC-FGR-01-01)

allG offers Ground Receptacles without a Clamp that are cast bronze with brass ball type ground stud. Receptacles may be ordered threaded or with a set screw for attachment to ground rods.

Item #	Description	Unit	Wt (lb)
3602-34	Ground Receptacle; Bronze; 3/4"; includes set screw attachment to secure to a standard 3/4" ground rod	EA	1.69
3603-34	Ground Receptacle; Bronze; Threaded for 3/4" sectional ground rod	EA	1.69



Item #3602-12



Typical Application

**Ground Receptacles with Clamp** (GC-FGR-01-02)

allG offers Ground Receptacles with a Clamp that are cast bronze with brass ball type ground stud. Receptacles may be ordered threaded or with a set screw for attachment to ground rods. The following 2 clamps are available: A standard clamp - for connections to wire mesh or horizontal cables up to #4, and a heavy-duty clamp for connections up to #4/0.

Item #	Description	Unit	Wt (lb)
3604-34	Ground Receptacle; Bronze; 3/4"; Includes clamp & set screw	EA	1.90
3605-34	Ground Receptacle; Bronze; Threaded for 3/4" ground rod; Includes clamp	EA	1.90

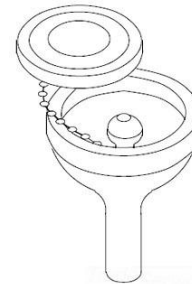


Item# 3604-12

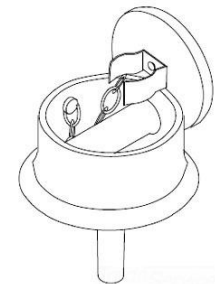
**Ground Receptacles - Exothermic** (GC-FGR-EXO)

allG offers Grounding Receptacles for use in static grounding systems. They are easily connected to the grounding system conductor and/or ground rods with an exothermic weld. These receptacles are designed for simple installation.

Item #	Description	Unit	Wt (lb)
B165	DISCONTINUED Ground Receptacle; Aircraft; Copper alloy cast; 5/8" ball stud; For exothermically welded connection	EA	1.76
B166	DISCONTINUED Ground Receptacle; Combination tie-down & static; Aircraft; Copper alloy cast; 3/4" attachment bar; For exothermically welded connection	EA	4.50



Item #B165




Item #B166

**Ground Plates - Flush Floor** (GC-FGR-03)

allG offers Flush Floor Ground Plates that are cast bronze and accepts 1-3/4" NEMA lugs. Requires 4/0 Exothermic Mold for connection to cast stud.

Item #	Description	Unit	Wt (lb)
B162-2Q	Ground Plate; (2) tapped holes on 1-3/4" spacing; 4/0 stud	EA	0.72
B161-2Q	Ground Plate; (4) 3/8" tapped holes on 1" spacing; 4/0 stud	EA	1.05
B161-2QT	Ground Plate; Tinned; (4) 3/8" tapped holes on 1" spacing; 4/0 stud	EA	1.05
B164-2Q	Ground Plate; (4) 1/2" tapped holes on 1-3/4" spacing; 4/0 stud	EA	1.42



Ground Plates - Flush Floor

**Ground Receptacle Studs** (GC-FGR-02)

allG offers replacement Studs made of brass and used in floor ground receptacles and ground bars.

Item #	Description	Unit	Wt (lb)
3699-58-1234	Ground Receptacle Ball Stud; Brass; 5/8" ball diameter; 1/2-13 x 3/4" stud	EA	0.10
3699-58-381	Ground Receptacle Ball Stud; Brass; 5/8" ball diameter; 3/8-16 x 1" stud	EA	0.10



Item #3699-58-1234

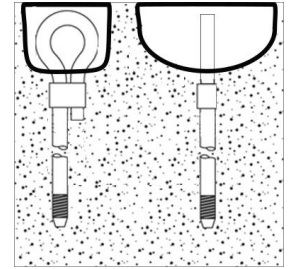
**Aircraft Tie Down - Copper Clad** (GC-ATDA-01)

allG offers Aircraft Tie Downs which are the best quality stakes to anchor equipment to the ground.

Item #	Description	Unit	Wt (lb)
3757	Tie Down Rod; Copper clad; Threaded; 3/4" x 10'	EA	13.50
5715-TLP218	Ground Rod Driver; 2-part tool to drive tie down ground rods	EA	5.00



Item #3757



Typical Application

**Depression Mold** (GC-ATDA-02)

allG offers plastic Depression Molds that are ideal for deep depression concrete pours for aircraft tie down rods.

Item #	Description	Unit	Wt (lb)
3799	Depression Mold; Plastic; 3/4"	EA	0.45



Item #3799

**Vehicle Grounding** (GC-VG)

allG offers Vehicle Grounding Clamps made of beryllium copper and fit for heavy duty.

Item #	Description	Unit	Wt (lb)
3390	Ground Connector/Clamp for Vehicle Grounding; Heavy duty construction; Beryllium copper; Accommodates #4 stranded flexible copper cable	EA	1.80



Item #3390

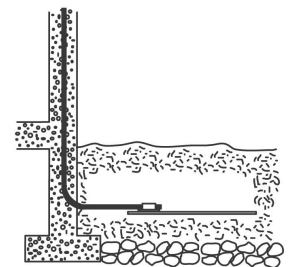
**Ground Plates with Standard Bronze Connectors** (GC-GPLT-01)

allG offers Ground Plates with Bronze Connectors that are manufactured from 10 or 20 gauge copper. The plates have 1 or 2 bronze connectors, and are excellent for ground termination where ground rods do not provide the low resistance desired. \*\*Note: 10 gauge plates meet the NEC Section 250-52.3.d ground requirements.

Item #	Description	Unit	Wt (lb)
3212	Ground Plate; 20 ga copper; Includes (1) standard bronze connector; UL 96 & 467 compliant; 1' x 1'	EA	1.80
3219	Ground Plate; 20 ga copper; Includes (1) standard bronze connector; UL 96 & 467 compliant; 1' x 2'	EA	3.30
3234	Ground Plate; 20 ga copper; Includes (1) standard bronze connector; UL 96 & 467 compliant; 2' x 2'	EA	6.30
3235	Ground Plate; 20 ga copper; Includes (2) standard bronze connectors; UL 96 & 467 compliant; 2' x 4'	EA	14.20
3239	Ground Plate; Heavy duty; 10 ga copper; Includes (1) standard bronze connector; UL 96 & 467 compliant; 1' x 2'	EA	9.10
3249	Ground Plate; Heavy duty; 10 ga copper; Includes (1) standard bronze connector; UL 96 & 467 compliant; 1.5' x 1.5'	EA	13.80
3250	Ground Plate; Heavy duty; 10 ga copper; Includes (2) standard bronze connectors; UL 96 & 467 compliant; 1.5' x 1.5'	EA	14.60



Item #3219



Typical Application

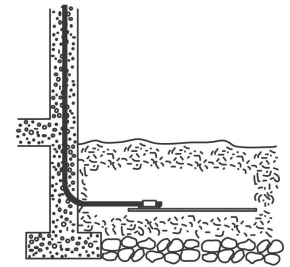
**Ground Plates with Heavy Duty Bronze Connectors** (GC-GPLT-02)

allG offers Ground Plates with Heavy Duty Connectors manufactured from either 10 or 20 gauge copper. The plates have either 1 or 2 bronze, 8-square inch bonding plates for conductor connectors. Each connector will accept 1 or 2 conductors parallel or perpendicular to the plate. Excellent for ground termination where ground rods are impractical or do not provide the low resistance desired. \*\*Note: 10 gauge plates meet NEC Section 250-52.3.d ground requirements.

Item #	Description	Unit	Wt (lb)
3254	Ground Plate; Heavy duty; 10 ga copper; Includes (1) heavy duty bronze connector; UL 96 & 467 compliant; 2' x 2'	EA	18.00



Item #3222



Typical Application

**Ground Plates without Connectors** (GC-GPLT-03)

allG offers Ground Plates with no connectors or holes. The plates are manufactured from solid copper.

Item #	Description	Unit	Wt (lb)
3212PO	Ground Plate; 20 ga copper; No holes or connectors; UL 96 & 467 compliant; 1' x 1'	EA	1.50
3223PO	Ground Plate; 20 ga copper; No holes or connectors; UL 96 & 467 compliant; 1' x 2'	EA	2.97
3229PO	Ground Plate; 20 ga copper; No holes or connectors; UL 96 & 467 compliant; 1.5' x 1.5'	EA	3.38
3234PO	Ground Plate; 20 ga copper; No holes or connectors; UL 96 & 467 compliant; 2' x 2'	EA	6.00
3239PO	Ground Plate; Heavy duty; 10 ga copper; No holes or connectors; UL 96 & 467 compliant; 1' x 2'	EA	8.71
3279-1224	Ground Plate; Copper; No holes or connectors; UL 96 & 467 compliant; 1/4" x 12" x 24"	EA	23.50
3279-1818	Ground Plate; Copper; No holes or connectors; UL 96 & 467 compliant; 1/4" x 18" x 18"	EA	26.45
3279-2424	Ground Plate; Copper; No holes or connectors; UL 96 & 467 compliant; 1/4" x 24" x 24"	EA	46.50

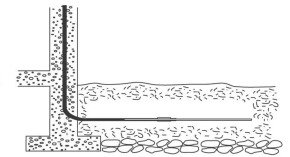


Copper Ground Plate with No Holes or Connectors

**Ground Plates with Exothermic Connection - 10GA** (GC-GPLT-04-10GA)

allG offers Exothermic Connection Ground Plates manufactured from 10 gauge solid copper. The plates have an exothermically welded conductor tail, and are excellent as a ground termination where ground rods are impractical or do not provide the low resistance desired. \*\*Note: 10 gauge plates meet NEC Section 250-52.3.d ground requirements.

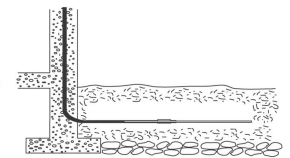
Item #	Description	Unit	Wt (lb)
3272	Ground Plate; Heavy duty; 10 ga copper; No holes or connectors; Includes 10' of #2 solid tinned welded tail; UL 96 & 467 compliant; 1' x 2'	EA	10.80
3277	Ground Plate; Heavy duty; 10 ga copper; No holes or connectors; Includes 10' of 4/0 welded tail; UL 96 & 467 compliant; 1' x 2'	EA	15.90



**Ground Plates with Exothermic Connection - 20GA** (GC-GPLT-04-20GA)

allG offers Exothermic Connection Ground Plates manufactured from 20 gauge solid copper. The plates have an exothermically welded conductor tail, and are excellent as a ground termination where ground rods are impractical or do not provide the low resistance desired.

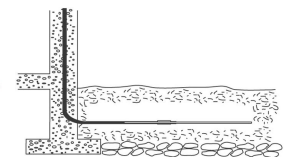

Item #	Description	Unit	Wt (lb)
3262	Ground Plate; 20 ga copper; No holes or connectors; Includes 10' of #2 solid tinned welded tail; UL 96 & 467 compliant; 1' x 2'	EA	5.00
3267	Ground Plate; 20 ga copper; No hole or connectors; Includes 10' of 4/0 welded tail; UL 96 & 467 compliant; 1' x 2'	EA	9.50
3229-2TSOL-10	Ground Plate; 20 ga copper; No holes or connectors; Includes 10' of #2 solid tinned welded tail; UL 96 & 467 compliant; 18" x 18"	EA	7.50
3234-2TSOL-10	Ground Plate; 20 ga copper; No holes or connectors; Includes 10' of #2 solid tinned welded tail; UL 96 & 467 compliant; 2' x 2'	EA	8.25



**Ground Plates with Exothermic Connection - 1/4"** (GC-GPLT-04-14)

allG offers Exothermic Connection Ground Plates manufactured from 1/4" thick solid copper. The plates have an exothermically welded conductor tail, and are excellent as a ground termination where ground rods are impractical or do not provide the low resistance desired.

Item #	Description	Unit	Wt (lb)
3279-1224-4/0-10	Ground Plate; Copper; No holes or connectors; Includes 10' of 4/0 bare stranded welded tail; UL 96 & 467 compliant; 1/4" x 12" x 24"	EA	30.10
3279-2424-4/0-10	Ground Plate; Copper; No holes or connectors; Includes 10' of 4/0 stranded bare welded tail; UL 96 & 467 compliant; 1/4" x 24" x 24"	EA	53.50



**Ground Plates with Serrated Edges** (GC-GPLT-05)

allG offers Ground Plates with Serrated Edges; with or without a welded tail.

Item #	Description	Unit	Wt (lb)
3280	Ground Plate; copper; 1/4" x 24" x 24"; plate only; with serrated edges on all (4) sides	EA	41.27
3280-40	Ground Plate; copper; with 10' of 4/0 bare welded tail; 1/4" x 24" x 24"; with serrated edges on all (4) sides	EA	48.00



Item #3280

**Static Discharge Reels** (GC-STATICREEL)

allG offers Static Discharge Reels that feature automatic E-Z pull rewinding, rugged steel construction, compact enclosed design, positive ratchet lock, lock on /lock off switch, and steel cable installed. All reels have a 100-amp universal alligator grounding clip.

Item #	Description	Unit	Wt (lb)
3397-50	Static Discharge Grounding Reel; 1/8"; Enclosed; 50' long cable with alligator grounding clip	EA	50.00
3397-100	Static Discharge Grounding Reel; 3/32"; Enclosed; 100' long cable with alligator grounding clip	EA	80.00
3397Y	Static Discharge Grounding Reel; Enclosed; 35' single cable with dual (Y) 15' long cables with alligator grounding clip	EA	60.00



Item #3397-50

**Static Discharge Plate** (GC-SDP)

allG offers the Static Discharge Plate for a multitude of various jobsite solutions!

Item #	Description	Unit	Wt (lb)
3397-SDP	Static Discharge Plate Assembly; includes 1/4" x 6" x 8" copper plate & 4" x 4" x 2-9/16" deep stainless steel box	EA	5.20



Item #3397-SDP

**U-Bolt Ground Clamps for 1/2" through 1-1/4"** (GC-UBOLT-01)

allG offers a U-Bolt Ground Clamp with stainless steel hardware. May be used with conductor parallel or perpendicular.

Item #	Description	Unit	Wt (lb)
1331	U-Bolt Connector; Bronze; Fits 1/2" to 1-1/4" max diameter with 1 round object 0.250 to 0.750 max cable diameter	EA	0.60
1331T	U-Bolt Connector; Tinned bronze; Fits 1/2" to 1-1/4" max diameter with 1 round object 0.250 - 0.750 max cable diameter	EA	0.60
A1331	U-Bolt Connector; Aluminum; Fits 1/2" to 1-1/4" max diameter with 1 round object 0.250 to 0.750 max cable diameter	EA	0.30
1331SQ	U-Bolt Connector with Square U-Bolt Tube; Bronze; Fits 1/2" to 1-1/4" max diameter with 1 round object 0.250 - 0.750 max cable diameter	EA	0.60




Item #1331

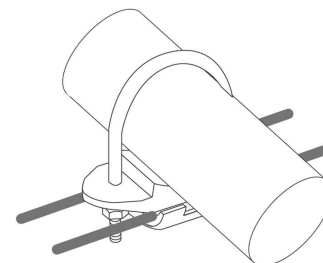
### U-Bolt Ground Clamps - Twin Connectors (GC-UBOLT-02)

allG offers U-Bolt Ground Clamps with Twin Connectors in bronze, aluminum, or tinned. These clamps include stainless steel U-Bolts and hardware. The conductor connector accepts one or two conductors.

Item #	Description	Unit	Wt (lb)
1372	U-Bolt Twin Connector; Bronze; Fits 1-1/4" to 2" max dia; With (2) wires 0.292 to 0.528 max diameter	EA	0.80
1373	U-Bolt Twin Connector; Bronze; Fits 2" to 3" max dia; With (2) wires 0.292 to 0.528 max diameter	EA	1.04
1374	U-Bolt Twin Connector; Bronze; Fits 3" to 4-1/2" max diameter; With (2) wires 0.292 to 0.528 max diameter	EA	1.70
1376	U-Bolt Twin Connector; Bronze; Fits 4" to 6-3/4" max diameter; With (2) wires 0.292 to 0.528 max dia	EA	2.30
A1372	U-Bolt Twin Connector; Aluminum; Fits 1-1/4" to 2" max diameter; (1) or (2) wires 0.292 to 0.562 max diameter	EA	0.30
A1373	U-Bolt Twin Connector; Aluminum; Fits 2" to 3" max diameter; (1) or (2) wires 0.292 to 0.562 max diameter	EA	0.40
A1374	U-Bolt Twin Connector; Aluminum; Fits 3" to 4-1/2" max diameter; (1) or (2) wires 0.292 to 0.562 max diameter	EA	0.70
1372T	U-Bolt Twin Connector; tinned bronze; fits 1-1/4" to 2" max dia; with (2) wires 0.292 to 0.528 max dia	EA	0.50
1373T	U-Bolt Twin Connector; Tinned bronze; Fits 2" to 3" max diameter; With (2) wires 0.292 to 0.528 max diameter	EA	1.04
1374T	U-Bolt Twin Connector; Tinned bronze; Fits 3" to 4-1/2" max diameter; With (2) wires 0.292 to 0.528 max diameter	EA	1.54
1376T	U-Bolt Twin Connector; tinned bronze; fits 4" to 6-3/4" max dia; with (2) wires 0.292 to 0.528 max dia	EA	2.30



Item #1372



Typical Application

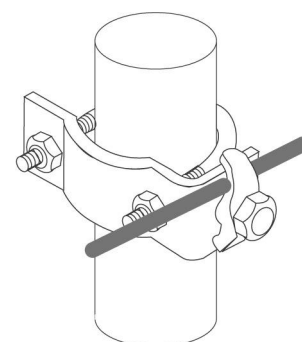
### U-Bolt Ground Clamps with One Connector (GC-UBOLT-03)

allG offers U-Bolt Ground Clamps with One Connector, made of bronze or aluminum. The conductor connector has stainless steel hardware and can be rotated to accommodate vertical or horizontal connections.

Item #	Description	Unit	Wt (lb)
1380-34-114	U-Bolt Clamp; bronze; fits 3/4" to 1-1/4" max dia; with (1) wire 0.162 to 0.500 max dia	EA	0.30
1380-114-2	U-Bolt Clamp; bronze; fits 1-1/4" to 2" max dia; with (1) wire 0.162 to 0.500 max dia	EA	0.31
1380-2-212	U-Bolt Clamp; bronze; fits 2" to 2-1/2" max dia; with (1) wire 0.162 to 0.500 max dia	EA	0.40
1380-212-334	U-Bolt Clamp; bronze; fits 2-1/2" to 3-3/4" max dia; with (1) wire 0.162 to 0.500 max dia; UL listed	EA	0.50
1380-312-434	U-Bolt Clamp; bronze; fits 3-1/2" to 4-3/4" max dia; with (1) wire 0.162 to 0.500 max dia	EA	0.60
1380-412-634	U-Bolt Clamp; bronze; fits 4-1/2" to 6-3/4" max dia; with (1) wire 0.162 to 0.500 max dia	EA	0.80
1380SS-34-114	U-Bolt Clamp; stainless steel; fits 3/4" to 1-1/4" max dia; with (1) wire 0.162 to 0.500 max dia	EA	0.29
1380SS-114-2	U-Bolt Clamp; stainless steel; fits 1-1/4" to 2" max dia; with (1) wire 0.162 to 0.500 max dia	EA	0.30
1380SS-2-212	U-Bolt Clamp; stainless steel; fits 2" to 2-1/2" max dia; with (1) wire 0.162 to 0.500 max dia	EA	0.39
1380SS-212-334	U-Bolt Clamp; stainless steel; fits 2-1/2" to 3-3/4" max dia; with (1) wire 0.162 to 0.500 max dia	EA	0.49
1380SS-312-434	U-Bolt Clamp; stainless steel; fits 3-1/2" to 4-3/4" max dia; with (1) wire 0.162 to 0.500 max dia	EA	0.59
1380SS-412-634	U-Bolt Clamp; stainless steel; fits 4-1/2" to 6-3/4" max dia; with (1) wire 0.162 to 0.500 max dia	EA	0.78
A1380-34-114	Secondary Bond U-Bolt Clamp; aluminum; fits 3/4" to 1-1/4" max dia; with (1) wire 0.162 to 0.500 max dia	EA	0.20
A1380-114-2	Secondary Bond U-Bolt Clamp; aluminum; fits 1-1/4" to 2" max dia; with (1) wire 0.162 to 0.500 max dia	EA	0.25
A1380-2-212	U-Bolt Clamp; aluminum; fits 2" to 2-1/2" max dia; with (1) wire 0.162 to 0.500 max dia	EA	0.40
A1380-212-334	Secondary Bond U-Bolt Clamp; Aluminum; Fits 2-1/2" to 3-3/4" max diameter; With (1) wire 0.162 to 0.500 max diameter; UL listed	EA	0.40
A1380-312-434	U-Bolt Clamp; aluminum; fits 3-1/2" to 4-3/4" max dia; with (1) wire 0.162 to 0.500 max dia	EA	0.45
A1380-412-634	U-Bolt Clamp; aluminum; fits 4-1/2" to 6-3/4" max dia; with (1) wire 0.162 to 0.500 max dia	EA	0.60



Item #1380-114-2

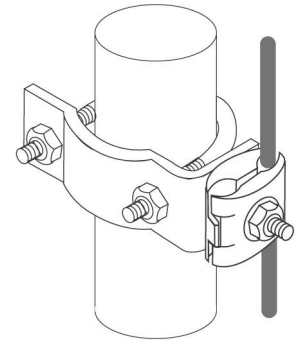


Typical Application



### U-Bolt Ground Clamps with Heavy Duty Connector (GC-UBOLT-07)

allG offers a U-Bolt Ground Clamp with Heavy Duty Connector in a variety of materials. The heavy duty conductor connector is cast metal and accepts one or two conductors. It can be rotated to accommodate vertical or horizontal connections.



Vertical application

Item #	Description	Unit	Wt (lb)
1390-34-114	U-Bolt Clamp; Brass/bronze; Fits 3/4" to 1-1/4" max diameter; (1) or (2) wires 0.292 to 0.528 max diameter; UL Listed	EA	0.60
1390-114-2	U-Bolt Clamp; Brass/bronze; Fits 1-1/4" to 2" max dia; (1) or (2) wires with 0.292 to 0.528 max diameter; UL Listed	EA	0.70
1390-2-212	U-Bolt Clamp; Brass/bronze; Fits 2" to 2-1/2" max diameter; (1) or (2) wires 0.292 to 0.528 max diameter; UL Listed	EA	0.80
1390-212-334	U-Bolt Clamp; Brass/bronze; Fits 2-1/2" to 3-3/4" max diameter; With (1) or (2) wires 0.292 to 0.528 max diameter; UL listed	EA	0.90
1390-312-434	U-Bolt Clamp; Brass/bronze; Fits 3-1/2" to 4-3/4" max diameter; (1) or (2) wires 0.292 to 0.528 max diameter; UL Listed	EA	1.00
1390-412-634	U-Bolt Clamp; Brass/bronze; Fits 4-1/2" to 6-3/4" max diameter; (1) or (2) wires 0.292 to 0.528 max diameter; UL Listed	EA	1.10
1390-712-834	U-Bolt Clamp; Brass/bronze; Fits 7-1/2" to 8-3/4" max diameter; (1) or (2) wires 0.292 to 0.528 max diameter; UL Listed	EA	1.50
1390-834-1034	U-Bolt Clamp; Brass/bronze; Fits 8-3/4" to 10-3/4" max diameter; (1) or (2) wires 0.292 to 0.528 max diameter; UL Listed	EA	1.80
1390-1034-1234	U-Bolt Clamp; Brass/bronze; Fits 10-3/4" to 12-3/4" max diameter; (1) or (2) wires 0.292 to 0.528 max diameter; UL Listed	EA	2.60
1390BM-34-114	U-Bolt Clamp; Aluminum/bronze bimetal; Fits 3/4" to 1-1/4" max diameter; (1) or (2) wires 0.292 to 0.528 max diameter; UL Listed	EA	0.45
1390BM-114-2	U-Bolt Clamp; Aluminum/bronze bimetal; Fits 1-1/4" to 2" max diameter; (1) or (2) wires 0.292 to 0.528 max diameter; UL Listed	EA	0.55
1390BM-2-212	U-Bolt Clamp; Aluminum/bronze bimetal; Fits 2" to 2-1/2" max diameter; With (1) or (2) wires 0.292 to 0.528 max diameter; UL Listed	EA	0.55
1390BM-212-334	U-Bolt Clamp; Aluminum/bronze bimetal; Fits 2-1/2" to 3-3/4" max diameter; (1) or (2) wires 0.292 to 0.528 max diameter; UL Listed	EA	0.60
1390BM-312-434	U-Bolt Clamp; Aluminum/bronze bimetal; Fits 3-1/2" to 4-3/4" max diameter; (1) or (2) wires 0.292 to 0.528 max diameter; UL Listed	EA	0.65
1390BM-412-634	U-Bolt Clamp; Aluminum/bronze bimetal; Fits 4-1/2" to 6-3/4" max diameter; (1) or (2) wires 0.292 to 0.528 max diameter; UL Listed	EA	0.85
1390BM-712-834	U-Bolt Clamp; Aluminum/bronze bimetal; Fits 7-1/2" to 8-3/4" max diameter; (1) or (2) wires 0.292 to 0.528 max diameter; UL Listed	EA	1.35
1390BM-834-1034	U-Bolt Clamp; Aluminum/bronze bimetal; Fits 8-3/4" to 10-3/4" max diameter; (1) or (2) wires 0.292 to 0.528 max diameter; UL Listed	EA	1.65
1390BM-1034-1234	U-Bolt Clamp; Aluminum/bronze bimetal; Fits 10-3/4" to 12-3/4" max diameter; (1) or (2) wires 0.292 to 0.528 max diameter; UL Listed	EA	1.75
A1390-34-114	U-Bolt Clamp; Aluminum; Fits 3/4" to 1-1/4" max diameter; (1) or (2) wires 0.292 to 0.562 max diameter; UL Listed	EA	0.30
A1390-114-2	U-Bolt Clamp; Aluminum; Fits 1-1/4" to 2" max diameter; (1) or (2) wires 0.292 to 0.562 max diameter; UL Listed	EA	0.40
A1390-2-212	U-Bolt Clamp; Aluminum; Fits 2" to 2-1/2" max diameter; (1) or (2) wires 0.292 to 0.562 max diameter; UL Listed	EA	0.40
A1390-212-334	U-Bolt Clamp; Aluminum; Fits 2-1/2" to 3-3/4" max diameter; (1) or (2) wires 0.292 to 0.562 max diameter; UL Listed	EA	0.45
A1390-312-434	U-Bolt Clamp; Aluminum; Fits 3-1/2" to 4-3/4" max diameter; (1) or (2) wires 0.292 to 0.562 max diameter; UL Listed	EA	0.50
A1390-412-634	U-Bolt Clamp; Aluminum; Fits 4-1/2" to 6-3/4" max diameter; (1) or (2) wires 0.292 to 0.562 max diameter; UL Listed	EA	0.70
A1390-712-834	U-Bolt Clamp; Aluminum; Fits 7-1/2" to 8-3/4" max diameter; (1) or (2) wires 0.292 to 0.562 max diameter; UL Listed	EA	1.20
A1390-834-1034	U-Bolt Clamp; Aluminum; Fits 8-3/4" to 10-3/4" max diameter; (1) or (2) wires 0.292 to 0.562 max diameter; UL Listed	EA	1.50
A1390-1034-1234	U-Bolt Clamp; Aluminum; Fits 10-3/4" to 12-3/4" max diameter; (1) or (2) wires 0.292 to 0.562 max diameter; UL Listed	EA	1.60
1390T-34-114	U-Bolt Clamp; Tinned/stainless; Fits 3/4" to 1-1/4" max diameter; (1) or (2) wires 0.292 to 0.528 max diameter; UL Listed	EA	0.60
1390T-114-2	U-Bolt Clamp; Tinned/stainless; Fits 1-1/4" to 2" max diameter; (1) or (2) wires 0.292 to 0.528 max diameter; UL Listed	EA	0.70
1390T-2-212	U-Bolt Clamp; Tinned/stainless; Fits 2" to 2-1/2" max diameter; (1) or (2) wires 0.292 to 0.528 max diameter; UL Listed	EA	0.80
1390T-212-334	U-Bolt Clamp; Tinned/stainless; Fits 2-1/2" to 3-3/4" max diameter; With (1) or (2) wires 0.292 to 0.528 max diameter; UL Listed	EA	0.90
1390T-312-434	U-Bolt Clamp; Tinned/stainless; Fits 3-1/2" to 4-3/4" max diameter; (1) or (2) wires 0.292 to 0.528 max diameter; UL Listed	EA	1.00
1390T-412-634	U-Bolt Clamp; Tinned/stainless; Fits 4-1/2" to 6-3/4" max diameter; (1) or (2) wires 0.292 to 0.528 max diameter; UL Listed	EA	1.10

	to 0.528 max diameter; UL Listed		
1390T-712-834	U-Bolt Clamp; Tinned/stainless; Fits 7-1/2" to 8-3/4" max diameter; (1) or (2) wires 0.292 to 0.528 max diameter; UL Listed	EA	1.50
1390T-834-1034	U-Bolt Clamp; Tinned/stainless; Fits 8-3/4" to 10-3/4" max diameter; (1) or (2) wires 0.292 to 0.528 max diameter; UL Listed	EA	1.75
1390T-1034-1234	U-Bolt Clamp; Tinned/stainless; Fits 10-3/4" to 12-3/4" max diameter; (1) or (2) wires 0.292 to 0.528 max diameter; UL Listed	EA	2.00
1390-34-114-316	U-Bolt Clamp; Brass/bronze; Fits 3/4" to 1-1/4" max diameter; (1) or (2) wires 0.292 to 0.528 max diameter; Includes Grade 316 stainless steel hardware; UL Listed	EA	0.60
1390-114-2-316	U-Bolt Clamp; Brass/bronze; Fits 1-1/4" to 2" max dia; (1) or (2) wires with 0.292 to 0.528 max diameter; Includes Grade 316 stainless steel hardware; UL Listed	EA	0.70
1390-2-212-316	U-Bolt Clamp; Brass/bronze; Fits 2" to 2-1/2" max diameter; (1) or (2) wires 0.292 to 0.528 max diameter; Includes Grade 316 stainless steel hardware; UL Listed	EA	0.80
1390-212-334-316	U-Bolt Clamp; Brass/bronze; Fits 2-1/2" to 3-3/4" max diameter; With (1) or (2) wires 0.292 to 0.528 max diameter; Includes Grade 316 stainless steel hardware; UL listed	EA	0.90
1390-312-434-316	U-Bolt Clamp; Brass/bronze; Fits 3-1/2" to 4-3/4" max diameter; (1) or (2) wires 0.292 to 0.528 max diameter; Includes Grade 316 stainless steel hardware; UL Listed	EA	1.00
1390-412-634-316	U-Bolt Clamp; Brass/bronze; Fits 4-1/2" to 6-3/4" max diameter; (1) or (2) wires 0.292 to 0.528 max diameter; Includes Grade 316 stainless steel hardware; UL Listed	EA	1.10
1390-712-834-316	U-Bolt Clamp; Brass/bronze; Fits 7-1/2" to 8-3/4" max diameter; (1) or (2) wires 0.292 to 0.528 max diameter; Includes Grade 316 stainless steel hardware; UL Listed	EA	1.50
1390-834-1034-316	U-Bolt Clamp; Brass/bronze; Fits 8-3/4" to 10-3/4" max diameter; (1) or (2) wires 0.292 to 0.528 max diameter; Includes Grade 316 stainless steel hardware; UL Listed	EA	1.80
1390-1034-1234-316	U-Bolt Clamp; Brass/bronze; Fits 10-3/4" to 12-3/4" max diameter; (1) or (2) wires 0.292 to 0.528 max diameter; Includes Grade 316 stainless steel hardware; UL Listed	EA	2.60
A1390-34-114-316	U-Bolt Clamp; Aluminum; Fits 3/4" to 1-1/4" max diameter; (1) or (2) wires 0.292 to 0.562 max diameter; Includes Grade 316 stainless steel hardware; UL Listed	EA	0.30
A1390-114-2-316	U-Bolt Clamp; Aluminum; Fits 1-1/4" to 2" max diameter; (1) or (2) wires 0.292 to 0.562 max diameter; Includes Grade 316 stainless steel hardware; UL Listed	EA	0.40
A1390-2-212-316	U-Bolt Clamp; Aluminum; Fits 2" to 2-1/2" max diameter; (1) or (2) wires 0.292 to 0.562 max diameter; Includes Grade 316 stainless steel hardware; UL Listed	EA	0.40
A1390-212-334-316	U-Bolt Clamp; Aluminum; Fits 2-1/2" to 3-3/4" max diameter; (1) or (2) wires 0.292 to 0.562 max diameter; Includes Grade 316 stainless steel hardware; UL Listed	EA	0.45
A1390-312-434-316	U-Bolt Clamp; Aluminum; Fits 3-1/2" to 4-3/4" max diameter; (1) or (2) wires 0.292 to 0.562 max diameter; Includes Grade 316 stainless steel hardware; UL Listed	EA	0.50
A1390-412-634-316	U-Bolt Clamp; Aluminum; Fits 4-1/2" to 6-3/4" max diameter; (1) or (2) wires 0.292 to 0.562 max diameter; Includes Grade 316 stainless steel hardware; UL Listed	EA	0.70
A1390-712-834-316	U-Bolt Clamp; Aluminum; Fits 7-1/2" to 8-3/4" max diameter; (1) or (2) wires 0.292 to 0.562 max diameter; Includes Grade 316 stainless steel hardware; UL Listed	EA	1.20
A1390-834-1034-316	U-Bolt Clamp; Aluminum; Fits 8-3/4" to 10-3/4" max diameter; (1) or (2) wires 0.292 to 0.562 max diameter; Includes Grade 316 stainless steel hardware; UL Listed	EA	1.50
A1390-1034-1234-316	U-Bolt Clamp; Aluminum; Fits 10-3/4" to 12-3/4" max diameter; (1) or (2) wires 0.292 to 0.562 max diameter; Includes Grade 316 stainless steel hardware; UL Listed	EA	1.60

## U-Bolt Ground Clamps with Secondary Connector (GC-UB-2C)

allG offers U-Bolt Ground Clamps with Secondary Connectors made of stainless steel/bronze or stainless steel/aluminum to provide the most versatility when grounding.

Item #	Description	Unit	Wt (lb)
1391-34-114	U-Bolt Clamp; bronze; fits 3/4" to 1-1/4" max. dia.; 1 or 2 wires; 0.162 - 0.528 max. dia.	EA	0.50
1391-114-2	U-Bolt Clamp; bronze; fits 1-1/4" to 2" max. dia.; 1 or 2 wires; 0.162 - 0.528 max. dia.	EA	0.60
1391-2-212	U-Bolt Clamp; bronze; fits 2" to 2-1/2" max. dia.; 1 or 2 wires; 0.162 - 0.528 max. dia.	EA	0.60
1391-212-334	U-Bolt Clamp; Bronze; Fits 2-1/2" to 3-3/4" max. diameter; 1 or 2 wires; 0.162 - 0.528 max diameter; UL listed	EA	0.70
1391-312-434	U-Bolt Clamp; bronze; fits 3-1/2" to 4-3/4" max. dia.; 1 or 2 wires; 0.162 - 0.528 max. dia.	EA	0.80
1391-412-634	U-Bolt Clamp; bronze; fits 4-1/2" to 6-3/4" max. dia.; 1 or 2 wires; 0.162 - 0.528 max. dia.	EA	1.00
A1391-34-114	U-Bolt Clamp; aluminum; fits 3/4" to 1-1/4" max. dia.; 1 or 2 wires; 0.162 - 0.562 max. dia.	EA	0.30
A1391-114-2	U-Bolt Clamp; aluminum; fits 1-1/4" to 2" max. dia.; 1 or 2 wires; 0.162 - 0.562 max. dia.	EA	0.50
A1391-2-212	U-Bolt Clamp; Aluminum; Fits 2" to 2-1/2" max diameter; 1 or 2 wires; 0.162 - 0.562 max diameter	EA	0.50
A1391-212-334	U-Bolt Clamp; Aluminum; Fits 2-1/2" to 3-3/4" max diameter; 1 or 2 wires; 0.162 - 0.562 max diameter; UL listed	EA	0.60
A1391-312-434	U-Bolt Clamp; aluminum; fits 3-1/2" to 4-3/4" max. dia.; 1 or 2 wires; 0.162 - 0.562 max. dia.	EA	0.70
A1391-412-634	U-Bolt Clamp; Aluminum; Fits 4-1/2" to 6-3/4" max diameter; 1 or 2 wires; 0.162 - 0.562 max diameter	EA	0.90



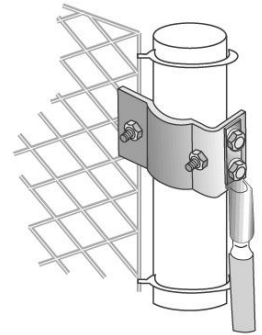
**U-Bolt Grounds Clamp for Fence Post** (GC-UBOLT-09)

allG offers U-Bolt Ground Clamps made of stainless steel fence post grounding bracket and stainless steel hardware. The bracket includes either one (1) or (2) tinned two hole long barrel compression lug(s) with white or blue color code, depending on your need. Please see chart below.

Item #	Description	Unit	Wt (lb)
1397	U-Bolt Clamp; 2" wide; with #2 solid compression lug; stainless steel; fits 3/4" to 1-1/4" diameter pipe	EA	0.40
1397-1	U-Bolt Clamp; 2" wide; with #2 solid compression lug; stainless steel; fits 1-1/4" to 2" diameter pipe	EA	0.50
1397-1-2	U-Bolt Clamp; 2" wide; with #2 solid & #6 stranded compression lugs; stainless steel; fits 1-1/4" to 2" diameter pipe	EA	0.65
1397-2	U-Bolt Clamp; Stainless steel; 2" wide; With #2 solid compression lug; Fits 2" to 2-1/2" diameter pipe	EA	0.60
1397-3	U-Bolt Clamp; Stainless steel; Fits 2-1/2" to 3-3/4" diameter pipe; 2" wide with #2 solid compression lug; UL listed	EA	1.20
1397-3-3/0	U-Bolt Clamp; Stainless steel; Fits 2-1/2" to 3-3/4" diameter pipe; 2" wide with #3/0 compression lug; UL listed	EA	1.30
1397-4	U-Bolt Clamp; 2" wide; with #2 solid compression lug; stainless steel; fits 3-1/2" to 4-3/4" diameter pipe	EA	1.50
1397-5	U-Bolt Clamp; 2" wide; with #2 solid compression lug; stainless steel; fits 4-3/4" to 6-3/4" diameter pipe	EA	1.70



Item #1397




Typical Application

**U-Bolt Grounds Clamp with Insulator** (GC-UBOLT-10)

allG offers an Insulating Ground Clamp with stainless steel hardware. The insulator fitting is designed to allow mounting of ground bars to round objects where insulating the conductor or ground bar is necessary.

Item #	Description	Unit	Wt (lb)
1392-114-2	U-Bolt Clamp; with insulator; fits 1-1/4" to 2" max dia; with (1) 1-3/4" x 1-3/4" poly insulator	EA	0.50
1392-2-212	U-Bolt Clamp; with insulator; fits 2" to 2-1/2" max dia; with (1) 1-3/4" x 1-3/4" poly insulator	EA	0.60
1392-212-334	U-Bolt Clamp; Fits 2-1/2" to 3-3/4" max diameter; With (1) 1-3/4" x 1-3/4" poly insulator; UL listed	EA	0.70
1392-312-434	U-Bolt Clamp; stainless steel; with insulator; fits 3-1/2" to 4-3/4" max dia; with (1) 1-3/4" x 1-3/4" poly insulator	EA	0.90



Item #1392-34-114

Typical Application

**Pedestal Ground Clamps - Heavy Duty Connector** (GC-PED-03)

allG offers Heavy Duty Connector Pedestal Ground Clamps that feature (2) offset bolt pressure cable holders to permit perpendicular conductors to be coursed without kinks or bends.

Item #	Description	Unit	Wt (lb)
1390-34-114	U-Bolt Clamp; Brass/bronze; Fits 3/4" to 1-1/4" max diameter; (1) or (2) wires 0.292 to 0.528 max diameter; UL Listed	EA	0.60
1390T-34-114	U-Bolt Clamp; Tinned/stainless; Fits 3/4" to 1-1/4" max diameter; (1) or (2) wires 0.292 to 0.528 max diameter; UL Listed	EA	0.60



Item# 1390-34-114

**Pedestal Ground Clamps - Standard Connector** (GC-PED-02)

allG offers Standard Connector Pedestal Ground Clamps that are ideal for accommodate cross runs without adding an additional connector.

Item #	Description	Unit	Wt (lb)
1391-34-114	U-Bolt Clamp; bronze; fits 3/4" to 1-1/4" max. dia.; 1 or 2 wires; 0.162 - 0.528 max. dia.	EA	0.50
A1391-34-114	U-Bolt Clamp; aluminum; fits 3/4" to 1-1/4" max. dia.; 1 or 2 wires; 0.162 - 0.562 max. dia.	EA	0.30
A1391-34-114-316	U-Bolt Clamp; Aluminum; Fits 3/4" to 1-1/4" max diameter; 1 or 2 wires; 0.162 - 0.562 max diameter; Includes grade 316 SS hardware	EA	0.50




1391-114-2

A1391-114-2

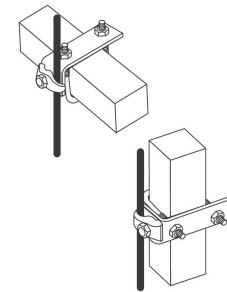
### Pedestal Ground Clamps - Square Pedestals (GC-UBOLT-03a)

allG offers Square U-bolt Pedestal Ground Clamps with stainless steel hardware. The conductor connector is bronze and can be rotated to accommodate vertical or horizontal connections. Specifically configured for a computer floor pedestal ground clamp.

Item #	Description	Unit	Wt (lb)
1361	Square U-Bolt Pedestal Clamp; Bronze; Fits 3/4" to 1-1/4" square pedestal; wire min dia 0.162 to max dia of 0.500	EA	0.25



Item #1361



Typical Application

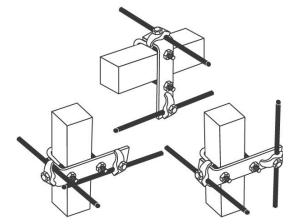
### Pedestal Ground Clamps - Square Pedestal - Two Clip Connector (GC-UBOLT-04a)

allG offers U-Bolt Pedestal Ground Clamps with stainless steel hardware. The conductor connectors are cast bronze and can be rotated to accommodate vertical or horizontal connections. Specifically configured for computer floor pedestal ground clamp.

Item #	Description	Unit	Wt (lb)
1363	Square U-Bolt Pedestal Clamp; bronze; fits 3/4" to 1-1/4" square pedestal; (2) wires min dia 0.162 to max dia of 0.500	EA	0.30
1363-U	Universal Pedestal Clamp; Bronze with stainless steel L-bolt; Fits 1" to 1-1/2" OD square OR round computer pedestals; (2) wires minimum diameter 0.1285 to maximum diameter of 0.2576	EA	1.03



Item #1363



Typical Application

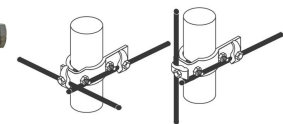
### Pedestal Ground Clamps - Two Clip Connectors (GC-UBOLT-04)

A U-bolt ground clamp with stainless steel hardware. The conductor connectors are cast bronze and can be rotated to accommodate vertical or horizontal connections. Specifically configured for computer floor pedestal.

Item #	Description	Unit	Wt (lb)
1364	U-Bolt Pedestal Clamp; Bronze; Fits 3/4" to 1-1/4" pedestal; (2) wires 0.162 min diameter to 0.500 max diameter	EA	0.30
1364-112	U-Bolt Pedestal Clamp; bronze; fits 1-1/4" to 2" pedestal; (2) wires min dia 0.162 to max dia of 0.500	EA	0.45
1365	U-Bolt Pedestal Clamp; Bronze; Fits 1-7/8" to 2" pedestal; (2) wires 0.162 min diameter to 0.500 max diameter	EA	0.40



Item# 1364



Typical Application

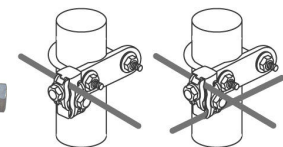
### Pedestal Ground Clamps - Cast Heavy Duty Bronze (GC-UBOLT-06)

allG offers a heavy duty, cast bronze ground clamp with a stainless steel U-Bolt and hardware. Excellent for ground computer floor pedestals.

Item #	Description	Unit	Wt (lb)
1366	Pedestal Ground Clamp; Bronze with stainless steel U-Bolt; Fits 3/4" to 1-1/4" OD; #12 solid thru 4/0 stranded	EA	1.10



Item #1366



Typical Application

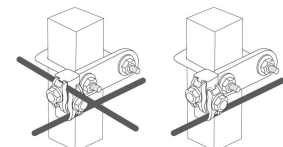
### Pedestal Ground Clamps - Square Pedestal -Cast Heavy Duty Brz (GC-UBOLT-06a)

allG offers a heavy duty, cast bronze Ground Clamp with a stainless steel U-Bolt and hardware. Excellent for ground computer floor pedestals.

Item #	Description	Unit	Wt (lb)
1367	Ground Clamp; Bronze with stainless steel U-Bolt; Fits 1-1/4" square; #12 solid thru 4/0 stranded	EA	1.10



Item #1367

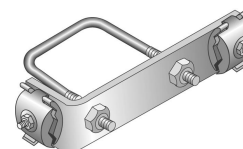


Typical Application

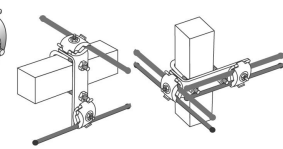
### Pedestal Ground Clamps - Square Pedestal-Two Standard Connector (GC-UBOLT-05)

allG offers U-Bolt Ground Clamps with stainless steel hardware. The conductor connectors are cast metal and can accept up to four (4) conductors. They also can be rotated to allow for vertical or horizontal mounting.

Item #	Description	Unit	Wt (lb)
1393-34-114	Ground Clamp; bronze; with stainless steel U-Bolt; fits 3/4" to 1-1/4" OD; (2) to (4) wires min dia 0.162 to max dia of 0.528	EA	0.70



Item #1393-34-114

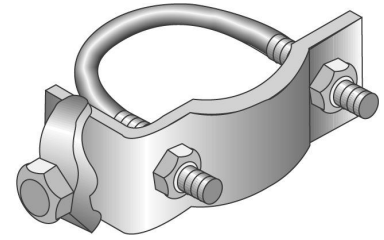


Typical Application

### Pedestal Ground Clamps - Clip Connector (GC-PED-04)

allG offers U-Bolt Ground Clamps with a Clip Connector in bronze or aluminum. Perfect for your grounding needs!

Item #	Description	Unit	Wt (lb)
1380-34-114	U-Bolt Clamp; bronze; fits 3/4" to 1-1/4" max dia; with (1) wire 0.162 to 0.500 max dia	EA	0.30
A1380-34-114	Secondary Bond U-Bolt Clamp; aluminum; fits 3/4" to 1-1/4" max dia; with (1) wire 0.162 to 0.500 max dia	EA	0.20



Item #1380-34-114

### Pedestal Ground Clamps - Economy (GC-PED-01)

allG offers Economy Pedestal Ground Clamps that will support #2 wire, #8 stranded (.146) to #4 stranded (.280). They fit post sizes up to 1" in diameter (round or square), and have slots in fastener grip wire to provide positive contact with post. The clamps grip wire directly to post allowing a low resistance connection across bare metal contacts, and installs easily with a screwdriver or nut driver.

Item #	Description	Unit	Wt (lb)
1360	Pedestal Ground Clamp; Fits both round & square pedestals; Up to 1" OD; Wire sizes #8 thru #4 stranded; UL listed	EA	0.07
1360-U	Universal Raised Floor Pedestal Wire Clamp; Fits both Round & Square Pedestals up to 2" OD & wire sizes #8 thru #2 stranded; UL listed (25 per Package)	EA	0.55

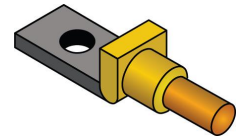


Item #1360

### Cadweld Molds - Type GL (GC-EXO-MOLD-GL)

allG offers exothermic molds that are available in both Cadweld and Thermoweld. Other sizes are available upon request.

Item #	Description	Unit	Wt (lb)
GLC-CE1T	DISCONTINUED Cadweld Mold; 1/8" x 1" Copper Lug to #2 Solid Horizontal Tap; Uses WM-32 shots & L-160 handles; (M-2036-S)	EA	5.00
GLC-CE1V	DISCONTINUED Cadweld Mold; 1/8" x 1" Copper Lug to #2 Stranded Horizontal Tap; Uses WM-32 shots & L-160 handles; (M-2036)	EA	5.00
GLC-DE2Q	DISCONTINUED Cadweld Mold; 3/16" x 1" Copper Lug to 4/0 Stranded Horizontal Tap; Uses WM-65 shots & L-160 handles; (M-2041)	EA	5.00

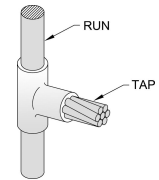


Item# GLC-CE1G

### Cadweld Molds - Type GM (GC-EXO-MOLD-GM)

allG offers exothermic molds that are available in both Cadweld and Thermoweld. Other sizes are available upon request.

Item #	Description	Unit	Wt (lb)
GMR-181V	Cadweld Mold; 3/4" Copper Clad Ground Rod Vertical Thru to #2 Stranded Horizontal "T" Connection; Uses WM-90 shots & L-160 handles; (M-2534)	EA	5.00
GMR-181T	Cadweld Mold; 3/4" Copper Clad Ground Rod Vertical Thru to #2 Solid Horizontal "T" Connection; Uses WM-90 shots & L-160 handles; (M-2534-S)	EA	N/A
GMR-182C	Cadweld Mold; 3/4" Copper Clad Ground Rod Vertical Thru to 1/0 Stranded Horizontal "T" Connection; Uses WM-115 shots & L-160 handles; (M-6796)	EA	5.00
GMR-182Q	Cadweld Mold; 3/4" Copper Clad Ground Rod Vertical Thru to 4/0 Stranded Horizontal "T"; Uses WM-150 shots & L-160 handles; (N/A)	EA	N/A



Item# GMR-181T

### Cadweld Molds - Type GP (GC-EXO-MOLD-GP)

allG offers exothermic molds that are available in both Cadweld and Thermoweld. Other sizes are available upon request.

Item #	Description	Unit	Wt (lb)
GPR-331V	Cadweld Mold; 3/4" Steel or Solid Copper Ground Rod Vertical Thru Parallel to #2 Stranded Vertical Thru; Uses WM-200 shots & L-160 handles; (M-6593-N)	EA	6.00
GPR-182C	Cadweld Mold; 3/4" Copper Clad Ground Rod Vertical Thru Parallel to 1/0 Stranded Vertical Thru; Uses WM-250 shots & L-160 handles; (M-7287)	EA	5.00
GPR-182Q	Cadweld Mold; 3/4" Copper Clad Ground Rod Vertical Thru Parallel to 4/0 Stranded Vertical Thru; Uses WM-250 shots & L-160 handles; (M-5784)	EA	6.00
GPR-332Q	Cadweld Mold; 3/4" Steel Ground Rod Vertical Thru Parallel to 4/0 Stranded Vertical Thru; Uses WM-250 shots & L-160 handles; (M-5784-N)	EA	N/A

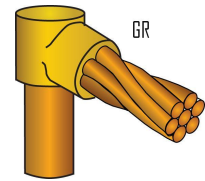


Item# GPR-181H

### Cadweld Molds - Type GR (GC-EXO-MOLD-GR)

allG offers exothermic molds that are available in both Cadweld and Thermoweld. Other sizes are available upon request.

Item #	Description	Unit	Wt (lb)
GRT-161H	Cadweld Mold; #6 Stranded Horizontal Tap to Top of Vertical 5/8" Copper Clad Ground Rod; Uses WM-32 shots; Handles included; (M-8414)	EA	5.00
GRC-161T	Cadweld Mold; #2 Solid Horizontal Tap to Top of Vertical 5/8" Copper Clad Ground Rod; Uses WM-65 shots & L-160 handles; (M-503-S)	EA	5.00
GRC-162C	Cadweld Mold; 1/0 Stranded Horizontal Tap to Top of Vertical 5/8" Copper Clad Ground Rod; Uses WM-90 shots & L-160 handles; (M-505)	EA	5.00
GRC-162G	Cadweld Mold; 2/0 Stranded Horizontal Tap to Top of Vertical 5/8" Copper Clad Ground Rod; Uses WM-90 shots & L-160 handles; (M-506)	EA	5.00
GRC-162Q	Cadweld Mold; 4/0 Stranded Horizontal Tap to Top of Vert 5/8" Copper Clad Ground Rod; Uses WM-90 shots & L-160 handles; (M-508)	EA	5.00
GRC-168C	Cadweld Mold; 29/32 Lightning Protection Conductor Horizontal Tap to Top of 5/8" Copper Clad Ground Rod; Uses WM-115 shots & L-160 handles; (M-5073)	EA	5.00
GRC-169C	Cadweld Mold; 7/#7 Copperweld Conductor Horizontal Tap to Top of Vertical 5/8" Copper Clad Ground Rod; Uses WM-90 shots & L-160 handles; (M-9166)	EA	5.00
GRC-181H	Cadweld Mold; #6 Stranded Horizontal Tap to Top of Vertical 3/4" Copper Clad Ground Rod; Uses WM-90 shots & L-160 handles; (M-5878)	EA	N/A
GRC-181L	Cadweld Mold; #4 Stranded Horizontal Tap to Top of Vertical 3/4" Copper Clad Ground Rod; Uses WM-90 shots & L-160 handles; (M-5593)	EA	5.00
GRC-181V	Cadweld Mold; #2 Stranded Horizontal Tap to Top of Vertical 3/4" Copper Clad Ground Rod; Uses WM-90 shots & L-160 handles; (M-5781)	EA	5.00
GRC-181T	Cadweld Mold; #2 Solid Horizontal Tap to Top of Vertical 3/4" Copper Clad Ground Rod; Uses WM-90 shots & L-160 handles; (M-5781-S)	EA	5.00
GRC-182Q	Cadweld Mold; 4/0 Stranded Horizontal Tap to Top of Vertical 3/4" Copper Clad Ground Rod; Uses WM-90 shots & L-160 handles; (M-518)	EA	5.00
GRC-188C	Cadweld Mold; 129/132 Lightning Protection Conductor Horizontal Tap to Top of Vertical 3/4" Copper Clad Ground Rod; Uses WM-115 shots & L-160 handles; (M-5085)	EA	5.00
GRT-161G	Cadweld Mold; #6-#8 Solid or #8 Stranded Horizontal Tap to Top of Vertical 5/8" Copper Clad Ground Rod; Uses WM-32 shots; Handles included; (M-8412)	EA	3.00
GRT-181G	Cadweld Mold; #6-#8 Solid or #8 Stranded Horizontal Tap to Top of Vertical 3/4" Copper Clad Ground Rod; Uses WM-32 shots; Handles included; (M-8421)	EA	3.00
GRT-181H	Cadweld Mold; #6 Stranded Horizontal Tap to Top of Vertical 3/4" Copper Clad Ground Rod; Uses WM-32 shots; Handles included; (M-8422)	EA	3.00

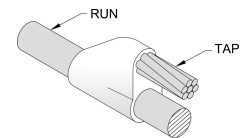


Item# GRC-161T

### Cadweld Molds - Type GS (GC-EXO-MOLD-GS)

allG offers Exothermic Molds that are available in both Cadweld and Thermoweld. Other sizes are available upon request.

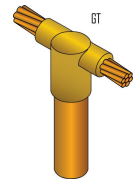
Item #	Description	Unit	Wt (lb)
GSC-162G	Cadweld Mold; 2/0 Stranded Horizontal Tap Parallel to 5/8" Horizontal Thru Copper Clad Ground Rod; Uses WM-150 shots & L-160 handles; (N/A)	EA	5.00



Item# GSC-024

**Cadweld Molds - Type GT** (GC-EXO-MOLD-GT)

allG offers exothermic molds that are available in both Cadweld and Thermoweld. Other sizes are available upon request.



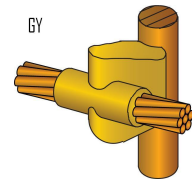
Item# GTT-161G

Item #	Description	Unit	Wt (lb)
GTT-14A1G	Cadweld Mold; #6 Solid Horizontal Thru Top of Vertical 1/2" Steel Ground Rod; Uses WM-32 shots; Handles included; (M-8434-S)	EA	N/A
GTT-161G	Cadweld Mold; #6 Solid Horizontal Thru Top of Vertical 5/8" Copper Clad Ground Rod; Uses WM-32 shots; Handles included; (M-8441-S)	EA	3.00
GTC-161H	Cadweld Mold; Vertical 5/8" Copper Clad Ground Rod to #6 Stranded Horizontal Thru Top; Uses WM-90 shots & L-160 handles; (N/A)	EA	N/A
GTC-161L	Cadweld Mold; Vertical 5/8" Copper Clad Ground Rod to #4 Stranded Horizontal Thru Top; Uses WM-90 shots & L-160 handles; (M-5915)	EA	5.00
GTC-161V	Cadweld Mold; Vertical 5/8" Copper Clad Ground Rod to #2 Stranded Horizontal Thru Top; Uses WM-90 shots & L-160 handles; (M-545)	EA	5.00
GTC-161T	Cadweld Mold; Vertical 5/8" Copper Clad Ground Rod to #2 Solid Horizontal Thru Top; Uses WM-90 shots & L-160 handles; (GTU-58-2S or M-545-S)	EA	5.00
GTC-162C	Cadweld Mold; Vertical 5/8" Copper Clad Ground Rod to 1/0 Stranded Horizontal Thru Top ; Uses WM-90 shots & L-160 handles; (M-547)	EA	5.00
GTC-162G	Cadweld Mold; Vertical 5/8" Copper Clad Ground Rod to 2/0 Stranded Horizontal Thru Top; Uses WM-115 shots & L-160 handles; (GTU-58-20 or M-548)	EA	5.00
GTC-162Q	Cadweld Mold; Vertical 5/8" Copper Clad Ground Rod to 4/0 Stranded Horizontal Thru Top; Uses WM-115 shots & L-160 handles; (GTU-58-40 or M-550)	EA	5.00
GTC-168N	Cadweld Mold; Vertical 5/8" Copper Clad Ground Rod to 28/16 Lightning Protection Conductor Horizontal Thru Top; Uses WM-90 shots & L-160 handles; (M-11481)	EA	N/A
GTC-168C	Cadweld Mold; Vertical 5/8" Copper Clad Ground Rod to 29/32 Lightning Conductor Horizontal Thru Top; Uses WM-150 shots & L-160 handles; (M-5099)	EA	5.00
GTC-181H	Cadweld Mold; Vertical 3/4" Copper Clad Ground Rod to #6 Stranded Horizontal Thru Top; Uses WM-90 shots & L-160 handles; (N/A)	EA	3.00
GTC-181G	Cadweld Mold; Vertical 3/4" Copper Clad Ground Rod to #6 Solid Horizontal Thru Top; Uses WM-90 shots & L-160 handles; (N/A)	EA	5.00
GTC-181L	Cadweld Mold; Vertical 3/4" Copper Clad Ground Rod to #4 Stranded Horizontal Thru Top; Uses WM-90 shots & L-160 handles; (M-6201)	EA	N/A
GTC-181V	Cadweld Mold; Vertical 3/4" Copper Clad Ground Rod to #2 Stranded Horizontal Thru Top; Uses WM-90 shots & L-160 handles; (M-556)	EA	5.00
GTC-181T	Cadweld Mold; Vertical 3/4" Copper Clad Ground Rod to #2 Solid Horizontal Thru Top; Uses WM-90 shots & L-160 handles; (M-556-S)	EA	5.00
GTC-182C	Cadweld Mold; Vertical 3/4" Copper Clad Ground Rod to 1/0 Stranded Horizontal Thru Top; Uses WM-115 shots & L-160 handles; (M-558)	EA	5.00
GTC-182G	Cadweld Mold; Vertical 3/4" Copper Clad Ground Rod to 2/0 Stranded Horizontal Thru Top; Uses WM-115 shots & L-160 handles; (M-559)	EA	5.00
GTC-182L	Cadweld Mold; Vertical 3/4" Copper Clad Ground Rod to 3/0 Stranded Horizontal Thru Top; Uses WM-115 shots & L-160 handles; (M-560)	EA	5.00
GTC-182LW	Cadweld Mold; Vertical 3/4" Copper Clad Ground Rod to 3/0 Stranded Horizontal Thru Top with Wear Plates; Uses WM-115 shots & L-160 handles; (N/A)	EA	N/A
GTC-182Q	Cadweld Mold; Vertical 3/4" Copper Clad Ground Rod to 4/0 Stranded Horizontal Thru Top; Uses WM-115 shots & L-160 handles; (GTU-34-40 or M-561)	EA	5.00
GTC-182QW	Cadweld Mold; Vertical 3/4" Copper Clad Ground Rod to 4/0 Stranded Horizontal Thru Top with Wear Plates; Uses WM-115 shots & L-160 handles; (N/A)	EA	6.50
GTC-332Q	Cadweld Mold; Vertical Full 3/4" Steel Ground Rod to 4/0 Stranded Horizontal Thru Top; Uses WM-115 shots & L-160 handles; (GTU-34F-40 or M-561-N)	EA	5.00
GTC-182V	Cadweld Mold; Vertical 3/4" Copper Clad Ground Rod to 250 MCM Stranded Horizontal Thru Top; Uses WM-115 shots & L-160 handles; (M-562)	EA	5.00
GTC-332V	Cadweld Mold; Vertical Full 3/4" Steel Ground Rod to 250 MCM Horizontal Thru Top; Uses WM-150 shots & L-160 handles; (M-562-N)	EA	N/A
GTC-183Q	Cadweld Mold; Vertical 3/4" Copper Clad Ground Rod to 500 MCM Horizontal Thru Top; Uses WM-250 shots & L-160 handles; (M-566)	EA	5.00
GTC-188N	Cadweld Mold; Vertical 3/4" Copper Clad Ground Rod to 28/16 Lightning Protection Conductor Horizontal Thru Top; Uses WM-115 shots & L-160 handles; (M-5106)	EA	N/A
GTC-188C	Cadweld Mold; Vertical 3/4" Copper Clad Ground Rod to 29/32 Lightning Protection Conductor Horizontal Thru Top; Uses WM-150 shots & L-160 handles; (M-5105)	EA	5.00
GTP-181H	Cadweld Mold; #6 Stranded Horizontal Thru Top of Vertical 3/4" Copper Clad Ground Rod; Uses WM-45 shots; Handles included; (M-8452)	EA	3.00
GTP-181G	Cadweld Mold; #6 Solid Horizontal Thru Top of Vertical 3/4" Copper Clad Ground Rod; Uses WM-45 shots; Handles included; (M-8452-S)	EA	3.00
GTP-181K	Cadweld Mold; #4 Solid Horizontal Thru Top of Vertical 3/4" Copper Clad Ground Rod; Uses WM-65 shots; Handles included; (M-8454-S)	EA	3.00
GTP-331H	Cadweld Mold; #6 Stranded Horizontal Thru Top of Vertical 3/4" Full Size Steel Ground Rod; Uses WM-45 shots; Handles included; (M-8452-N)	EA	N/A
GTP-331G	Cadweld Mold; #6 Solid Horizontal Thru Top of Vertical 3/4" Full Size Steel Ground Rod; Uses WM-45 shots; Handles included; (M-8452-NS)	EA	N/A

## Cadweld Molds - Type GY (GC-EXO-MOLD-GY)

allG offers exothermic molds that are available in both Cadweld and Thermoweld. Other sizes are available upon request.

Item #	Description	Unit	Wt (lb)
GYP-16005M	#4 Stranded or Solid Horizontal Thru to Side 5/8" Vertical Ground Rod Cadweld Mold Only; Uses WM-65 shots & B-399-ES handle; (M-5729 or M-5729-S)	EA	5.00
GYP-16006M	Cadweld Mold; Vertical 5/8" Ground Rod to #2 Solid or Stranded Horizontal Thru Side (Mold Only); Uses WM-65 shots & B-399-ES handle; (M-5730 or M-5730-S)	EA	3.00
GYP-18009M	Cadweld Mold; Vertical 3/4" Ground Rod to #2 Solid or Stranded Horizontal Thru Side (Mold Only); Uses WM-65 shots & B-399-ES handle; (M-5847)	EA	3.00
GYR-181H	Cadweld Mold; Vertical 3/4" Copper Clad Ground Rod to #6 Stranded Horizontal Thru Side; Uses WM-90 shots & L-160 handles; Requires B-112 adapter sleeve; (N/A)	EA	4.00
GYE-161V	Cadweld Mold; Vertical 5/8" Threaded Copper Clad Ground Rod to #2 Stranded Horizontal Thru Side; Uses WM-90 shots & L-160 handles; (M-2158-T)	EA	N/A
GYE-161T	Cadweld Mold; Vertical 5/8" Copper Clad Ground Rod to #2 Solid Horizontal Thru Side; Uses WM-90 shots & L-160 handles; (N/A)	EA	N/A
GYE-162C	Cadweld Mold; Vertical 5/8" Copper Clad Ground Rod to 1/0 Stranded Horizontal Thru Side; Uses WM-115 shots & L-160 handles; (N/A)	EA	N/A
GYE-162G	Cadweld Mold; Vertical 5/8" Copper Clad Ground Rod to 2/0 Stranded Horizontal Thru Side; Uses WM-115 shots & L-160 handles; (M-1587)	EA	7.00
GYE-162Q	Cadweld Mold; Vertical 5/8" Copper Clad Ground Rod to 4/0 Stranded Horizontal Thru Side; Uses WM-150 shots & L-160 handles; (M-1588)	EA	7.00
GYE-168C	Cadweld Mold; Vertical 5/8" Copper Clad Ground Rod to 29/17 & 32/17 Lightning Protection Conductor Horizontal Thru Side; Uses WM-150 shots & L-160 handles; (M-5118)	EA	7.00
GYE-168D	Cadweld Mold; Vertical 5/8" Copper Clad Ground Rod to 28/505 Lightning Protection Conductor Horizontal Thru Side; Uses WM-150 shots & L-160 handles; (M-5115)	EA	6.65
GYE-181L	Cadweld Mold; Vertical 3/4" Copper Clad Ground Rod to #4 Stranded Horizontal Thru Side; Uses WM-90 shots & L-160 handles; (M-2160)	EA	N/A
GYE-181K	Cadweld Mold; Vertical 3/4" Copper Clad Ground Rod to #4 Solid Horizontal Thru Side; Uses WM-90 shots & L-160 handles; (M-2160-S)	EA	5.00
GYE-181T	Cadweld Mold; Vertical 3/4" Copper Clad Ground Rod to #2 Solid Horizontal Thru Side; Uses WM-90 shots & L-160 handles; (M-5847-S)	EA	7.00
GYE-182C	Cadweld Mold; Vertical 3/4" Copper Clad Ground Rod to 1/0 Stranded Horizontal Thru Side; Uses WM-115 shots & L-160 handles; (M-1594)	EA	7.00
GYE-182G	Cadweld Mold; Vertical 3/4" Copper Clad Ground Rod to 2/0 Stranded Horizontal Thru Side; Uses WM-115 shots & L-160 handles; (M-1595)	EA	7.00
GYE-182GW	Cadweld Mold; Vertical 3/4" Copper Clad Ground Rod to 2/0 Stranded Horizontal Thru Side with Wear Plates; Uses WM-115 shots & L-160 handles; Uses WM-115 shots & L-160 handles; (N/A)	EA	7.00
GYE-182L	Cadweld Mold; Vertical 3/4" Copper Clad Ground Rod to 3/0 Stranded Horizontal Thru Side; Uses WM-150 shots & L-160 handles; (M-6608)	EA	7.00
GYE-182Q	Cadweld Mold; Vertical 3/4" Copper Clad Ground Rod to 4/0 Stranded Horizontal Thru Side; Uses WM-150 shots & L-160 handles; (M-1596)	EA	7.00
GYE-182QW	Cadweld Mold; Vertical 3/4" Copper Clad Ground Rod to 4/0 Stranded Horizontal Thru Side with Wear Plates; Uses WM-150 shots & L-160 handles; (N/A)	EA	7.00
GYE-188N	Cadweld Mold; Vertical 3/4" Copper Clad Ground Rod to 28/16 Lightning Protection Conductor Horizontal Thru Side; Uses WM-115 shots & L-160 handles; (M-5125)	EA	N/A
GYE-332C	Cadweld Mold; Vertical 3/4" Steel Ground Rod to 1/0 Stranded Horizontal Thru Side; Uses WM-115 shots & L-160 handles; (M-1594-N)	EA	N/A
GYE-332G	Cadweld Mold; Vertical 3/4" Steel Ground Rod to 2/0 Stranded Horizontal Thru Side; Uses WM-115 shots & L-160 handles; (M-1595-N)	EA	8.00
GYE-332Q	Cadweld Mold; Vertical 3/4" Steel Ground Rod to 4/0 Stranded Horizontal Thru Side; Uses WM-150 shots & L-160 handles; (N/A)	EA	N/A
GYE-372Q	Cadweld Mold; Vertical 1" Steel Ground Rod to 4/0 Stranded Horizontal Thru Side; Uses WM-150 shots & L-160 handles; (N/A)	EA	7.00
GYJ-183Q	Cadweld Mold; Vertical 3/4" Copper Clad Ground Rod to 500 MCM Horizontal Thru Side; Uses WM-500 shots & L-159 handles; (M-1601)	EA	16.00



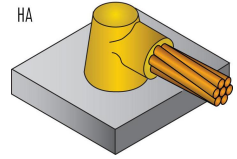
Item# GYE-161T



### Cadweld Molds - Type HA (GC-EXO-MOLD-HA)

allG offers exothermic molds that are available in both Cadweld and Thermoweld. Other sizes are available upon request.

Item #	Description	Unit	Wt (lb)
HAA-1H	Cadweld Mold; #6 Stranded Horizontal Dead End On Surface to Horizontal Steel; Uses WM-45 shots; Handles included; (M-628)	EA	3.00
HAA-1G	Cadweld Mold; #6 Solid Horizontal Dead End On Surface to Horizontal Steel; Uses WM-45 shots; Handles included; (M-628-S)	EA	N/A
HAA-1H-350C	Cadweld Mold; #6 Stranded Horizontal Dead End On Surface to Horizontal 3" thru 4" Diameter Steel Pipe; Uses WM-45 shots; Handles included; (N/A)	EA	3.00
HAA-1L	Cadweld Mold; #4 Stranded Horizontal Dead End On Surface to Horizontal Steel; Uses WM-45 shots; Handles included; (M-629)	EA	5.00
HAA-1V	Cadweld Mold; #2 Stranded Horizontal Dead End On Surface to Horizontal Steel; Uses WM-45 shots; Handles included; (M-630)	EA	3.00
HAA-1V-162C	Cadweld Mold; #2 Stranded Horizontal Dead End On Surface to Horizontal 1-1/4" thru 2" Steel Pipe; Uses WM-45 shots; Handles included; (M-6016)	EA	3.00
HAA-1T	Cadweld Mold; #2 Solid Horizontal Dead End On Surface to Horizontal Steel; Uses WM-45 shots; Handles included; (M-630-S)	EA	3.00
HAA-1T-162C	Cadweld Mold; #2 Solid Horizontal Dead End On Surface to Horizontal 1-1/4" thru 2" Steel Pipe; Uses WM-45 shots; Handles included; (M-6016-S)	EA	N/A
HAA-1V-7C	Cadweld Mold; #2 Stranded Horizontal Dead End On Surface to Horizontal 6" thru 8" OD Steel Pipe; Uses WM-45 shots; Handles included; (M-2514)	EA	5.00
HAA-1Y	Cadweld Mold; ALT #2825-CC5A05 Horizontal Dead End On Surface to Horizontal Steel; Uses WM-65 shots; Handles included; (N/A)	EA	5.00
HAA-8N	Cadweld Mold; 28/16 Lightning Protection Conductor Horizontal Dead End on Surface to Horizontal Flat Steel; Uses WM-65 shots; Handles included; (M-11480)	EA	N/A
HAC-1H013	Cadweld Mold; #6 Stranded Horizontal Dead End to 26 Ga x 2" Wide Copper Strip SRG Connection; Uses WM-25 shots & L-160 handles; (M-2763)	EA	N/A
HAH-2Q-350C	Cadweld Mold; 4/0 Stranded Horizontal Dead End On Surface to 3" thru 4" Horizontal Steel Pipe; Uses WM-115 shots; Includes handles; (M-9236)	EA	8.00
HAH-2Q8C	Cadweld Mold; 4/0 Stranded Horizontal Dead End On Surface to 6" thru 10" Horizontal Steel Pipe; Uses WM-115 shots; Includes handles; (M-9237)	EA	N/A
XLHAC-1H013	Smokeless Cadweld Mold; #6 Stranded Horizontal Tap to 26 Ga x 2" or Wider Copper Strip; Uses XL-25 shots & XLL-160 handles; (LE-2763)	EA	N/A
XLHAC-1V012	Smokeless Cadweld Mold; #2 Stranded Horizontal Tap to Horizontal 26 Ga x 1-1/2" & Wider Copper Strip; Uses XL-32 shots & XLL-160 handles; (LE-6254)	EA	4.75

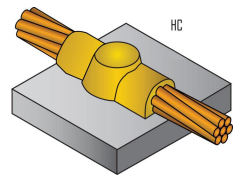


Item# HAA-1H

### Cadweld Molds - Type HC (GC-EXO-MOLD-HC)

allG offers exothermic molds that are available in both Cadweld and Thermoweld. Other sizes are available upon request.

Item #	Description	Unit	Wt (lb)
HCA-1V	Cadweld Mold; #2 Stranded Horizontal Thru to Horizontal Flat Steel (Cable on Surface); Uses WM-45 shots; Includes frame & handles; (M-604)	EA	3.00
HCA-1T	Cadweld Mold; #2 Solid Horizontal Thru to Horizontal Flat Steel (Cable on Surface); Uses WM-45 shots; Includes frame & handles; (M-604-S)	EA	3.00

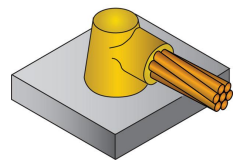


Item# HCA-1H

### Cadweld Molds - Type HS (GC-EXO-MOLD-HS)

allG offers exothermic molds that are available in both Cadweld and Thermoweld. Other sizes are available upon request.

Item #	Description	Unit	Wt (lb)
HSC-2C	Cadweld Mold; 1/0 Stranded Dead End (Cable Off Surface) to Horizontal Flat Steel; Uses WM-90 shots & L-160 handles; (M-644)	EA	5.00
HSC-2G	Cadweld Mold; 2/0 Stranded Dead End (Cable Off Surface) to Horizontal Flat Steel; Uses WM-90 shots & L-160 handles; (M-645)	EA	5.00
HSC-2L	Cadweld Mold; 3/0 Stranded Dead End (Cable Off Surface) to Horizontal Flat Steel; Uses WM-115 shots & L-160 handles; (M-646)	EA	N/A
HSC-2LW	Cadweld Mold; 3/0 Stranded Dead End (Cable Off Surface) to Horizontal Flat Steel with Wear Plates; Uses WM-115 shots & L-160 handles; (M-646W)	EA	5.25
HSC-2Q	Cadweld Mold; 4/0 Stranded Dead End (Cable Off Surface) to Horizontal Flat Steel; Uses WM-115 shots & L-160 handles; (M-647)	EA	5.00
HSC-2V	Cadweld Mold; 250 MCM Dead End (Cable Off Surface) to Horizontal Flat Steel; Uses WM-115 shots & L-160 handles; (M-648)	EA	N/A
HSC-8C	Cadweld Mold; 29/32 Lightning Conductor Horizontal Dead End (Cable Off Surface) to Horizontal Flat Steel; Uses WM-115 shots & L-160 handle; (M-10900)	EA	N/A

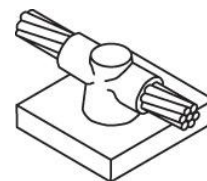


Item# HSC-2G

### Cadweld Molds - Type HT (GC-EXO-MOLD-HT)

allG offers exothermic molds that are available in both Cadweld and Thermoweld. Other sizes are available upon request.

Item #	Description	Unit	Wt (lb)
HTC-2Q	Cadweld Mold; 4/0 Stranded Horizontal Thru to Horizontal Flat Steel (Cable Off Surface); Uses WM-150 shots & L-160 handles; (M-619)	EA	5.00
HTC-8D	Cadweld Mold; 28/505 Lightning Protection Conductor Horizontal Thru to Horizontal Flat Steel (Cable Off Surface); Uses WM-150 shots & L-160 handles; (N/A)	EA	N/A

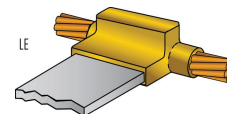


Item# HTC-2G

### Cadweld Molds - Type LE (GC-EXO-MOLD-LE)

allG offers exothermic molds that are available in both Cadweld and Thermoweld. Other sizes are available upon request.

Item #	Description	Unit	Wt (lb)
LEC-2Q009	Cadweld Mold; 4/0 Stranded Horizontal Thru to Horizontal Tap 20 Ga Copper Strip; Uses WM-90 shots & L-160 handles; (M-6631)	EA	5.00
LEC-8C002	Cadweld Mold; 129 Lightning Protection Conductor Horizontal Thru to Horizontal Tap 20 Ga Copper Strip; Uses WM-115 shots & L-160 handles; (N/A)	EA	5.00
LEU-228-20ga	ULTRAWELD Mold; 28/14 (228) Lightning Protection Conductor Horizontal Thru to Horizontal Tap 20 Ga Copper Ground Plate; Uses 90 shots & U-160 handles; PK B; (LEC-8D002)	EA	5.00

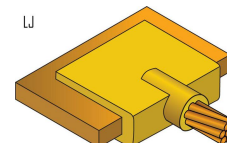


Item# LEC-1T003

### Cadweld Molds - Type LJ (GC-EXO-MOLD-LJ)

allG offers exothermic molds that are available in both Cadweld and Thermoweld. Other sizes are available upon request.

Item #	Description	Unit	Wt (lb)
LJC-EG1G	Cadweld Mold; #6 Solid Horizontal Tap to Horizontal 1/4" x 1-1/2" & Wider Copper Bus Bar; Uses WM-65 shots & L-160 handles; (M-8054-S)	EA	5.00
LJC-CE1T	Cadweld Mold; #2 Solid Horizontal Tap to Horizontal 1/8" x 1" & Wider Copper Bus Bar; Uses WM-45 shots & L-160 handles; (M-10046)	EA	N/A
LJC-EG1V	Cadweld Mold; #2 Stranded Horizontal Tap to Horizontal 1/4" x 1- 1/2" & Wider Copper Bus Bar; Uses WM-65 shots & L-160 handles; (M-5415)	EA	5.00
LJC-EG1T	Cadweld Mold; #2 Solid Horizontal Tap to Horizontal 1/4" x 1-1/2" & Wider Copper Bus Bar; Uses WM-65 shots & L-160 handles; (M-5415-S)	EA	5.00
LJC-CE2C	Cadweld Mold; 1/0 Stranded Horizontal Tap to Horizontal 1/8" x 1" & Wider Copper Bus Bar; Uses WM-90 shots & L-160 handles; (M-7012)	EA	N/A
LJC-EG2C	Cadweld Mold; 1/0 Stranded Horizontal Tap to Horizontal 1/4" x 1-1/2" & Wider Copper Bus Bar; Uses WM-90 shots & L-160 handles; (M-1651)	EA	N/A
LJC-EG2G	Cadweld Mold; 2/0 Stranded Horizontal Tap to Horizontal 1/4" x 1-1/2" & Wider Copper Bus Bar; Uses WM-90 shots & L-160 handles; (M-1652)	EA	5.00
LJC-EG2L	Cadweld Mold; 3/0 Stranded Horizontal Tap to Horizontal 1/4" x 1-1/2" & Wider Copper Bus Bar; Uses WM-90 shots & L-160 handles; (M-1653)	EA	N/A
LJC-EG2Q	Cadweld Mold; 4/0 Stranded Horizontal Tap to Horizontal 1/4" x 1-1/2" & Wider Copper Bus Bar; Uses WM-90 shots & L-160 handles; (M-1654)	EA	5.00
LJC-2V001	Cadweld Mold; 250 MCM Horizontal Tap to Horizontal 20 Ga Copper Plate; Uses WM-115 shots & L-160 handles; (N/A)	EA	5.00
LJC-EG2V	Cadweld Mold; 250 MCM Horizontal Tap to Horizontal 1/4" x 1-1/2" & Wider Copper Bus Bar; Uses WM-115 shots & L-160 handles; (M-1655)	EA	N/A

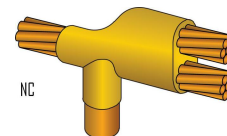


Item# LJC-CG1H

### Cadweld Molds - Type NC (GC-EXO-MOLD-NC)

allG offers exothermic molds that are available in both Cadweld and Thermoweld. Other sizes are available upon request.

Item #	Description	Unit	Wt (lb)
NCR-161T	Cadweld Mold; #2 Solid Horizontal Parallel Run & Tap to Top of Vertical 5/8" Copper Clad Ground Rod; Uses WM-115 shots & L-160 handles; (M-5395-S)	EA	5.00
NCR-182C	Cadweld Mold; 1/0 Stranded Horizontal Parallel Run & Tap to Top of 3/4" Copper Clad Ground Rod; Uses WM-150 shots & L-160 handles; (M-6025)	EA	5.00
NCR-182Q	Cadweld Mold; 4/0 Stranded Horizontal Parallel Run & Tap to Top of 3/4" Copper Clad Ground Rod; Uses WM-250 shots & L-160 handles; (M-2566)	EA	5.00
NCR-182V	Cadweld Mold; 250 MCM Horizontal Parallel Run & Tap to Top of 3/4" Copper Clad Ground Rod; Uses WM-250 shots & L-159 handles; (M-5904)	EA	8.00

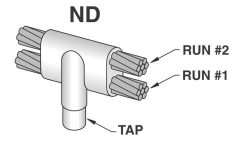


Item# NCR-161T

**Cadweld Molds - Type ND** (GC-EXO-MOLD-ND)

allG offers exothermic molds that are available in both Cadweld and Thermoweld. Other sizes are available upon request.

Item #	Description	Unit	Wt (lb)
NDR-161T	Cadweld Mold; #2 Solid (2 wires) Horizontal Parallel Thru Top of 5/8" Copper Clad Ground Rod; Uses WM-150 shots & L-160 handles; (M-5702-S)	EA	5.00
NDR-181T	Cadweld Mold; #2 Solid (2 wires) Thru Top of 3/4" Copper Clad Ground Rod; Uses WM-150 shots & L160 handles; (M-2320-S)	EA	5.00

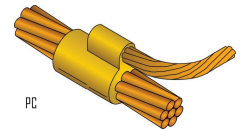


Item# NDR-161T

**Cadweld Molds - Type PC** (GC-EXO-MOLD-PC)

allG offers exothermic molds that are available in both Cadweld and Thermoweld. Other sizes are available upon request.

Item #	Description	Unit	Wt (lb)
PCC-1H1H	Cadweld Mold; #6 Stranded to #6 Stranded Horizontal Parallel Tap; Uses WM-25 shots & L-160 handles; (M-1271)	EA	5.00
PCC-1V1H	Cadweld Mold; #2 Stranded Horizontal Thru Stacked Parallel to #6 Stranded Horizontal Tap; Uses WM-32 shots & L-160 handles; (M-1278)	EA	N/A
PCC-1T1T	Cadweld Mold; #2 Solid to #2 Solid Horizontal Parallel Tap; Uses WM-65 shots & L-160 handles; (M-1276-S)	EA	5.00
PCC-2G1T	Cadweld Mold; 2/0 Stranded to #2 Solid Horizontal Parallel Tap; Uses WM-90 shots & L-160 handles; (M-6724)	EA	5.00
PCC-2G2G	Cadweld Mold; 2/0 Stranded to 2/0 Stranded Horizontal Parallel Tap; Uses WM-115 shots & L-160 handles; (M-1294)	EA	N/A
PCC-2Q1G	Cadweld Mold; 4/0 Stranded to #6 Solid Horizontal Parallel Tap; Uses WM-90 shots & L-160 handles; (M-1309)	EA	5.00
PCC-2Q1V	Cadweld Mold; 4/0 Stranded to #2 Stranded Horizontal Parallel Tap; Uses WM-115 shots & L-160 handles; (M-1306)	EA	5.00
PCC-2Q2Q	Cadweld Mold; 4/0 Stranded to 4/0 Stranded Horizontal Parallel Tap; Uses WM-150 shots & L-160 handles; (M-1302)	EA	5.00
PCC-3Q3Q	Cadweld Mold; 500 MCM to 500 MCM Horizontal Parallel Tap; Uses (2) WM-150 shots & L-160 handles; (N/A)	EA	N/A

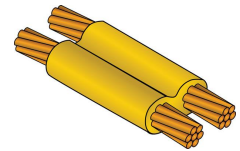


Item# PCC-1H1H

**Cadweld Molds - Type PG** (GC-EXO-MOLD-PG)

allG offers exothermic molds that are available in both Cadweld and Thermoweld. Other sizes are available upon request.

Item #	Description	Unit	Wt (lb)
PGT-1D1D	Cadweld Mold; #8 Solid Horizontal Thru Parallel to #8 Solid Horizontal Thru; Uses WM-15 shots; Handles included; (N/A)	EA	N/A
PGT-1H1H	Cadweld Mold; #6 Stranded Horizontal Thru Parallel to #6 Stranded Horizontal Thru; Uses WM-25 shots; Handles included; (M-5618)	EA	3.00
PGT-1G1G	Cadweld Mold; #6 Solid Horizontal Thru Parallel to #6 Solid Horizontal Thru; Uses WM-25 shots; Handles included; (M-5618-S)	EA	3.00

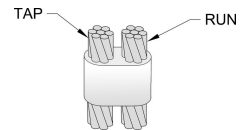


Item# PGT-1G1G

**Cadweld Molds - Type PH** (GC-EXO-MOLD-PH)

allG offers exothermic molds that are available in both Cadweld and Thermoweld. Other sizes are available upon request.

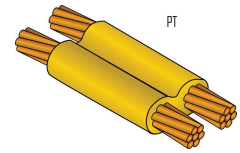
Item #	Description	Unit	Wt (lb)
PHR-1V1V	Cadweld Mold; #2 Stranded Vertical Thru Parallel to #2 Stranded Vertical Thru; Uses WM-115 shots & L-160 handles; (N/A)	EA	5.50
PHR-1T1T	Cadweld Mold; #2 Solid Vertical Thru Parallel to #2 Solid Vertical Thru; Uses WM-115 shots & L-160 handles; (M-7304-S)	EA	6.00
PHR-2C2C	Cadweld Mold; 1/0 Stranded Vertical Thru Parallel to 1/0 Stranded Vertical Thru; Uses WM-150 shots & L-160 handles; (M-0005)	EA	5.00
PHR-2L2L	Cadweld Mold; 3/0 Stranded Vertical Thru Parallel to 3/0 Stranded Vertical Thru; Uses WM-250 shots & L-160 handles; (M-8899)	EA	N/A
PHJ-2Q2Q	Cadweld Mold; 4/0 Stranded Vertical Thru Parallel to 4/0 Stranded Vertical Thru; Uses (2) WM-200 shots & L-159 handles; (M-6596)	EA	12.00
PHJ-8K8K	Cadweld Mold; 507 Lightning Protection Conductor Vertical Thru Parallel to 507 Lightning Protection Conductor Vertical Thru; Uses (2) WM-200 shots & L-159 handles; (N/A)	EA	N/A



Item# PHR-1T1T

## Cadweld Molds - Type PT (GC-EXO-MOLD-PT)

allG offers exothermic molds that are available in both Cadweld and Thermoweld. Other sizes are available upon request.

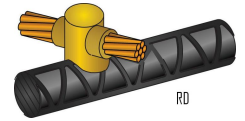


Item# PTC-1G2G

Item #	Description	Unit	Wt (lb)
PTC-1H1H	Cadweld Mold; #6 Stranded Horizontal Thru Parallel to #6 Stranded Horizontal Thru; Uses WM-32 shots & L-160 handles; (M-5965)	EA	N/A
PTC-1G1G	Cadweld Mold; #6 Solid Horizontal Thru Parallel to #6 Solid Horizontal Thru; Uses WM-32 shots & L-160 handles; (M-5965-S)	EA	5.00
DISCPTC-1G2G	DISCONTINUED Cadweld Mold; #6 Solid Horizontal Thru Parallel to 2/0 Stranded Horizontal Thru; Uses WM-65 shots & L-160 handles; (M-6214)	EA	5.00
PTC-1L1L	Cadweld Mold; #4 Stranded Horizontal Thru Parallel to #4 Stranded Horizontal Thru; Uses WM-32 shots & L-160 handles; (M-1311)	EA	5.00
PTC-1V1V	Cadweld Mold; #2 Stranded Horizontal Thru Parallel to #2 Stranded Horizontal Thru; Uses WM-65 shots & L-160 handles; (M-1313)	EA	5.00
PTC-1T1H	Cadweld Mold; #2 Solid Horizontal Thru Parallel to #6 Str Horizontal Thru; Uses WM-45 shots & L-160 handles; (M-5989)	EA	5.00
PTC-1T1T	Cadweld Mold; #2 Solid Horizontal Thru Parallel to #2 Solid Horizontal Thru; Uses WM-65 shots & L-160 handles; (M-1313-S)	EA	5.00
PTC-2C1T	Cadweld Mold; 1/0 Stranded Horizontal Thru Parallel to #2 Solid Horizontal Thru; Uses WM-65 shots & L-160 handles; (M-6044)	EA	5.00
PTC-2C2C	Cadweld Mold; 1/0 Stranded Horizontal Thru Parallel to 1/0 Stranded Horizontal Thru; Uses WM-90 shots & L-160 handles; (M-1318)	EA	5.00
PTC-2G1T	Cadweld Mold; 2/0 Stranded Horizontal Thru Parallel to #2 Solid Horizontal Thru; Uses WM-90 shots & L-160 handles; (M-8289)	EA	5.00
PTC-2G1V	Cadweld Mold; 2/0 Stranded Horizontal Thru Parallel to #2 Stranded Horizontal Thru; Uses WM-90 shots & L-160 handles; (M-1325)	EA	5.00
PTC-2G2G	Cadweld Mold; 2/0 Stranded Horizontal Thru Parallel to 2/0 Stranded Horizontal Thru; Uses WM-115 shots & L-160 handles; (M-1322)	EA	5.00
PTC-2G8C	Cadweld Mold; 2/0 Stranded Horizontal Thru Parallel to 129 Lightning Protection Conductor Horizontal Thru; Uses WM-150 shots & L-160 handles; (N/A)	EA	5.50
PTC-2G8D	Cadweld Mold; 2/0 Stranded Horizontal Thru Parallel to 228 Lightning Protection Conductor Horizontal Thru; Uses WM-150 shots & L-160 handles; (N/A)	EA	5.50
PTC-2L2L	Cadweld Mold; 3/0 Stranded Horizontal Thru Parallel to 3/0 Stranded Horizontal Thru; Uses WM-150 shots & L-160 handles; (M-1326)	EA	5.00
PTC-2Q1V	Cadweld Mold; 4/0 Stranded Horizontal Thru Parallel to #2 Stranded Horizontal Thru; Uses WM-150 shots & L-160 handles; (M-1336)	EA	5.00
PTC-2Q1T	Cadweld Mold; 4/0 Stranded Horizontal Thru Parallel to #2 Solid Horizontal Thru; Uses WM-150 shots & L-160 handles; (M-6805)	EA	5.00
PTC-2Q2C	Cadweld Mold; 4/0 Stranded Horizontal Thru Parallel to 1/0 Stranded Horizontal Thru; Uses WM-150 shots & L-160 handles; (M-1334)	EA	5.00
PTC-2Q2G	Cadweld Mold; 4/0 Stranded Horizontal Thru Parallel to 2/0 Stranded Horizontal Thru; Uses WM-150 shots & L-160 handles; (M-1333)	EA	5.00
PTC-2Q2Q	Cadweld Mold; 4/0 Stranded Horizontal Thru Parallel to 4/0 Stranded Horizontal Thru; Uses WM-200 shots & L-160 handles; (M-1331)	EA	5.00
PTC-2Q2QW	Cadweld Mold; 4/0 Stranded Horizontal Thru Parallel to 4/0 Stranded Horizontal Thru with Wear Plates; Uses WM-200 shots & L-160 handles; (N/A)	EA	5.00
PTC-2Q8C	Cadweld Mold; 4/0 Stranded Horizontal Thru Parallel to 29/32 Lightning Protection Conductor Horizontal Thru; Uses WM-150 shots & L-160 handles; (M-1150)	EA	5.00
PTC-2Q8D	Cadweld Mold; 4/0 Stranded Horizontal Thru Parallel to 228 Lightning Protection Conductor Horizontal Thru; Uses WM-150 shots & L-160 handles; (M-2060)	EA	5.00
PTC-2Q8K	Cadweld Mold; 4/0 Stranded Horizontal Thru Parallel to TLP 507 Lightning Protection Conductor Horizontal Thru; Uses WM-200 shots & L-160 handles; (N/A)	EA	5.00
PTC-3Q2Q	Cadweld Mold; 500 MCM Horizontal Thru Parallel to 4/0 Stranded Horizontal Thru; Uses WM-200 shots & L-160 handles; (M-1376)	EA	5.00
PTC-3Q8D	Cadweld Mold; 500 MCM Horizontal Thru Parallel to 28/505 Lightning Protection Conductor Horizontal Thru; Uses (2) WM-150 shots & L-160 handles; (N/A)	EA	N/A
PTC-8C8C	Cadweld Mold; 29/32 Lightning Protection Conductor Horizontal Thru Parallel to 29/32 Lightning Protection Conductor Horizontal Thru; Uses WM-150 shots & L-160 handles; (M-1207)	EA	5.00
PTC-8D8D	Cadweld Mold; 28/505 Lightning Protection Conductor Horizontal Thru Parallel to 28/505 Lightning Protection Conductor Horizontal Thru; Uses WM-200 shots & L-160 handles; (M-2213)	EA	5.00
PTC-8K8K	Cadweld Mold; 507 Lightning Protection Conductor Horizontal Thru Parallel to 507 Lightning Protection Conductor Horizontal Thru; Uses (2) WM-150 shots & L-160 handles; (N/A)	EA	5.00
PTD-3Q3Q	Cadweld Mold; 500 MCM Horizontal Thru Parallel to 500 MCM Horizontal Thru; Uses (2) WM-200 shots & L-159 handles; (M-1371)	EA	6.00

### Cadweld Molds - Type RD (GC-EXO-MOLD-RD)

allG offers exothermic molds that are available in both Cadweld and Thermoweld. Other sizes are available upon request.

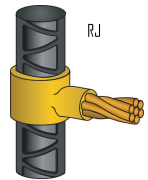


Item# RDC-521T

Item #	Description	Unit	Wt (lb)
RDC-531H	Cadweld Mold; Horizontal #5 Rebar to #6 Stranded Horizontal Thru "X"; Uses WM-65 shots, L-160 handles, & B-141A packing materials; (M-7724)	EA	N/A
RDM-522L	Cadweld Mold; 3/0 Stranded Horizontal Thru to Horizontal #4 Rebar "X"; Includes frame; Uses WM-150 shots & B-141A packing materials; (M-7722)	EA	8.00
RDM-522Q	Cadweld Mold; 4/0 Stranded Horizontal Thru to Horizontal #4 Rebar "X"; Includes frame; Uses WM-150 shots & B-141A packing materials; (M-7723)	EA	N/A
RDM-532Q	Cadweld Mold; 4/0 Stranded Horizontal Thru to Horizontal #5 Rebar; Includes frame; Uses WM-150 shots & B-141A packing materials; (RDU-5-40 or M-7731)	EA	5.00
RDH-542Q	Cadweld Mold; 4/0 Stranded Horizontal Thru to Horizontal #6 & Larger Rebar "X" ; Uses WM-150 shots & B-144-C packing material; Handles included; (M-7739)	EA	8.00

### Cadweld Molds - Type RJ (GC-EXO-MOLD-RJ)

allG offers exothermic molds that are available in both Cadweld and Thermoweld. Other sizes are available upon request.

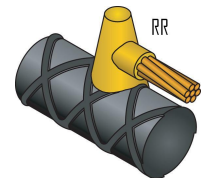


Item# RJC-521H

Item #	Description	Unit	Wt (lb)
RJC-541L	Cadweld Mold; #4 Stranded Horizontal Tap to Side of #6 Vertical Rebar; Uses 65 shots, L-160 handles, & B-140-A packing material; (M-7909)	EA	5.00
RJC-531T	Cadweld Mold; #2 Solid Horizontal Tap to Side of #5 Vertical Rebar; Uses WM-65 shots, L-160 handles, & B-140-A packing materials; (M-7902-S)	EA	N/A
RJC-542Q	Cadweld Mold; 4/0 Stranded Horizontal Tap to Side of #6 Vertical Rebar; Uses WM-150 shots, L-160 handles, & B-140-A packing materials; (M-7915)	EA	N/A
RJE-592G	Cadweld Mold; 2/0 Stranded Horizontal Tap to Side of #11 Vertical Rebar "T"; Includes frame; Uses WM-150 shots, L-160 handles, & B-144B packing materials; (M-7921)	EA	5.50
RJC-532Q	Cadweld Mold; 4/0 Stranded Horizontal Tap to Side of #5 Vertical Rebar; Uses WM-150 shots, L-160 handles, & B-140-A packing materials; (M-7907)	EA	5.00
RJE-572Q	Cadweld Mold; 4/0 Stranded Horizontal Tap to Side of #9 Vertical Rebar "T"; Includes frame; Uses WM-150 shots, L-160 handles, & B-144B packing materials; (M-7923)	EA	N/A
RJE-592Q	Cadweld Mold; 4/0 Stranded Horizontal Tap to Side of #11 Vertical Rebar "T"; Includes frame; Uses WM-150 shots, L-160 handles, & B-144B packing materials; (M-7955)	EA	5.00

### Cadweld Molds - Type RR (GC-EXO-MOLD-RR)

allG offers exothermic molds that are available in both Cadweld and Thermoweld. Other sizes are available upon request.



Item# RRA-521T

Item #	Description	Unit	Wt (lb)
RRA-561T	Cadweld Mold; Horizontal #8 Rebar to #2 Solid Horizontal Parallel Tap; Uses WM-45 shots & B-143-B packing material; Handles included; (N/A)	EA	N/A
RRA-531H	Cadweld Mold; Horizontal #5 Rebar to #6 Stranded Horizontal Parallel Tap; Uses WM-25 shots & B-143-B packing material; Handles included; (N/A)	EA	N/A
RRA-521T	Cadweld Mold; Horizontal #4 Rebar to #2 Solid Horizontal Parallel Tap; Uses WM-45 shots & B-143-A packing material; Handles included; (M-7510-S)	EA	3.00
RRC-532Q	Cadweld Mold; Horizontal #5 Rebar to 4/0 Stranded Horizontal Parallel Tap; Uses WM-115 shots & L-160 handles; (M-7523)	EA	N/A
RRH-542Q	Cadweld Mold; Horizontal #6 Rebar to 4/0 Stranded Horizontal Parallel Tap; Uses WM-115 shots & B-144-C packing material; Handles included; (M-7531)	EA	N/A
RRH-562Q	Cadweld Mold; Horizontal #8 Rebar to 4/0 Stranded Horizontal Parallel Tap; Uses WM-115 shots & B-144-C packing material; Handles included; (NA)	EA	5.25

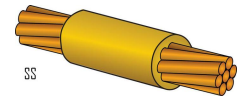
### Cadweld Molds - Type RT (GC-EXO-MOLD-RT)

allG offers exothermic molds that are available in both Cadweld and Thermoweld. Other sizes are available upon request.

Item #	Description	Unit	Wt (lb)
RTH-552G	Cadweld Mold; #7 Rebar Horizontal Thru Stacked Parallel on top of 2/0 Stranded Horizontal Thru; Uses WM-115 shots & B-144-C packing material; Handles included; (N/A)	EA	N/A
RTH-552Q	Cadweld Mold; #7 Rebar Horizontal Thru Stacked Parallel on top of 4/0 Stranded Horizontal Thru; Uses WM-150 shts & B-144-C packing material; Handles included; (N/A)	EA	N/A
RTH-562G	Cadweld Mold; #8 Rebar Horizontal Thru Stacked Parallel on top of 2/0 Stranded Horizontal Thru; Uses WM-115 shots & B-144-C packing material; Handles included; (N/A)	EA	N/A
RTH-572Q	Cadweld Mold; #9 Rebar Horizontal Thru Stacked Parallel on top of 4/0 Stranded Horizontal Thru; Uses WM-150 shts & B-144-C packing material; Handles included; (N/A)	EA	N/A

### Cadweld Molds - Type SS (GC-EXO-MOLD-SS)

allG offers Exothermic Molds that are available in both Cadweld and Thermoweld. Other sizes are available upon request.



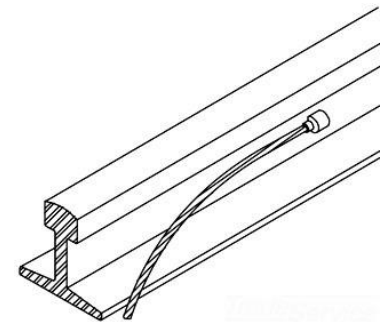
Item# SSC-1G

Item #	Description	Unit	Wt (lb)
SSC-1H	Cadweld Mold; #6 Stranded to #6 Stranded Horizontal Straight Splice; Uses WM-25 shots & L-160 handles; (M-200)	EA	3.00
SSC-1V	Cadweld Mold; #2 Stranded to #2 Stranded Horizontal Straight Splice; Uses WM-32 shots & L-160 handles; (M-203)	EA	N/A
SSC-2C	Cadweld Mold; 1/0 Stranded to 1/0 Stranded Horizontal Straight Splice; Uses WM-45 shots & L-160 handles; (M-205)	EA	5.00
SSC-2G	Cadweld Mold; 2/0 Stranded to 2/0 Stranded Horizontal Straight Splice; Uses WM-65 shots & L-160 handles; (M-206)	EA	5.00
SSC-2G1T	Cadweld Mold; 2/0 Stranded to #2 Solid Horizontal Straight Splice; Uses WM-45 shots & L-160 handles; (M-6968)	EA	5.00
SSC-2L	Cadweld Mold; 3/0 Stranded to 3/0 Stranded Horizontal Straight Splice; Uses WM-90 shots & L-160 handles; (M-207)	EA	N/A
SSC-2LW	Cadweld Mold; 3/0 Stranded to 3/0 Stranded Horizontal Straight Splice with Wear Plates; Uses WM-90 shots & L-160 handles; (N/A)	EA	N/A
SSC-2Q	Cadweld Mold; 4/0 Stranded to 4/0 Stranded Horizontal Straight Splice; Uses WM-90 shots & L-160 handles; (M-208)	EA	5.00
SSC-2QW	Cadweld Mold; 4/0 Stranded to 4/0 Stranded Horizontal Straight Splice with Wear Plates; Uses WM-90 shots & L-160 handles; (N/A)	EA	N/A
SSC-2Q8K	Cadweld Mold; 4/0 Stranded to 507 Lightning Protection Conductor Horizontal Straight Splice with Wear Plates; Uses WM-90 shots & L-160 handles; (N/A)	EA	N/A
SSC-2V	Cadweld Mold; 250 MCM to 250 MCM Horizontal Straight Splice; Uses WM-115 shots & L-160 handles; (M-209)	EA	N/A
SSC-3H	Cadweld Mold; 400 MCM to 400 MCM Horizontal Straight Splice; Uses WM-150 shots & L-160 handles; (M-212)	EA	N/A
SSC-3Q	Cadweld Mold; 500 MCM to 500 MCM Horizontal Straight Splice; Uses WM-200 shots & L-160 handles; (M-213)	EA	5.00
SSC-8D	Cadweld Mold; 28/505 to 28/505 Lightning Protection Conductor Horizontal Straight Splice; Uses WM-90 shots & L-160 handles; (M-5012)	EA	5.00
SSC-8F	Cadweld Mold; 268 to 268 Lightning Protection Conductor Horizontal Straight Splice; Uses WM-90 shots & L-160 handles; (M-5016)	EA	N/A
SSC-8K	Cadweld Mold; TLP 507 to TLP 507 Lightning Protection Conductor Straight Splice; Uses WM-115 shots & L-160 handles; (M-2180)	EA	5.00
SST-1K	Cadweld Mold; #4 Solid to #4 Solid Horizontal Straight Splice; Uses WM-25 shots; Handles included; (M-201-S)	EA	4.10
SST-1V	Cadweld Mold; #2 Stranded to #2 Stranded Horizontal Straight Splice; Uses WM-32 shots; Handle clamp included; (M-5625)	EA	1.75
SST-1T	Cadweld Mold; #2 Solid to #2 Solid Horizontal Straight Splice; Uses WM-32 shots; Handles included; (SSU-2S or M-5625-S)	EA	1.75

### Cadweld Molds - Type ST (GC-EXO-MOLD-ST)

allG offers exothermic molds that are available in both Cadweld and Thermoweld. Other sizes are available upon request.

Item #	Description	Unit	Wt (lb)
PB13ST-2L-LH	Cadweld Mold; 3/0 Stranded Horizontal Tap Parallel to Rail Web of 85 lb to 150 lb; Weld on left side of rail; Uses PB115 shots & L-160 and C-120J handles; T-43 mold sealer recommended; (N/A)	EA	N/A
PB13ST-2L-RH	Cadweld Mold; 3/0 Stranded Horizontal Tap Parallel to Rail Web of 85 lb to 150 lb; Weld on right side of rail; Uses PB115 shots & L-160 and C-120J handles; T-43 mold sealer recommended; (N/A)	EA	N/A
PB13ST-2Q-LH	Cadweld Mold; 4/0 Stranded Horizontal Tap Parallel to Rail Web of 85 lb to 150 lb; Weld on left side of rail; Uses PB115 shots & L-160 and C-120J handles; T-43 mold sealer recommended; (N/A)	EA	5.00
PB13ST-2Q-RH	Cadweld Mold; 4/0 Stranded Horizontal Tap Parallel to Rail Web of 85 lb to 150 lb; Weld on right side of rail; Uses PB115 shots & L-160 and C-120J handles; T-43 mold sealer recommended; (N/A)	EA	5.00

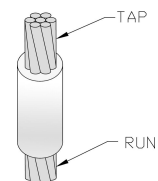


Item #STR-2Q-LH

### Cadweld Molds - Type SV (GC-EXO-MOLD-SV)

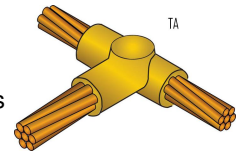
allG offers exothermic molds that are available in both Cadweld and Thermoweld. Other sizes are available upon request.

Item #	Description	Unit	Wt (lb)
SVR-2Q8D	Cadweld Mold; 4/0 Stranded to 28/505 Lightning Protection Conductor Vertical Straight Splice; Uses WM-115 shots & L-160 handles; (M-8279)	EA	N/A



**Cadweld Molds - Type TA** (GC-EXO-MOLD-TA)

allG offers exothermic molds that are available in both Cadweld and Thermoweld. Other sizes are available upon request. allG provides more solutions in our exothermic mold line up with the ERICO CADWELD EXOLON connections ("smokeless molds"). The virtual elimination of smoke and a unique electronic starting system makes this an ideal solution for sensitive applications.



Item# TAC-8D1H

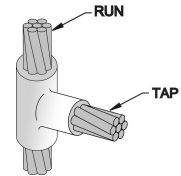
Item #	Description	Unit	Wt (lb)
TAC-1D1D	Cadweld Mold; #8 Solid Horizontal Run to #8 Solid Horizontal Tap "T"; Uses WM-32 shots & L-160 handles; (N/A)	EA	N/A
TAC-1G1G	Cadweld Mold; #6 Solid Horizontal Run to #6 Solid Horizontal Tap "T"; Uses WM-32 shots & L-160 handles; (M-5072-S)	EA	N/A
TAC-1L1L	Cadweld Mold; #4 Stranded Horizontal Run to #4 Stranded Horizontal Tap "T"; Uses WM-32 shots & L-160 handles; (M-221)	EA	N/A
TAC-1V1V	Cadweld Mold; #2 Stranded Horizontal Run to #2 Stranded Horizontal Tap "T"; Uses WM-45 shots & L-160 handles; (TAU-2-2 or M-223)	EA	5.00
TAC-1T1V	Cadweld Mold; #2 Solid Horizontal Run to #2 Stranded Horizontal Tap "T"; Uses WM-45 shots & L-160 handles; (M-5856)	EA	5.00
TAC-1T1T	Cadweld Mold; #2 Solid Horizontal Run to #2 Solid Horizontal Tap "T"; Uses WM-45 shots & L-160 handles; (M-223-S)	EA	5.00
TAC-1T9F	Cadweld Mold; #2 Solid Horizontal Run to 19/#9 Copperweld Horizontal Tap "T"; Uses WM-115 shots & L-160 handles; (M-13437)	EA	N/A
TAC-2C1V	Cadweld Mold; 1/0 Stranded Horizontal Thru to #2 Stranded Horizontal Tap "T"; Uses WM-45 shots & L-160 handles; (M-230)	EA	4.75
TAC-2C2C	Cadweld Mold; 1/0 Stranded Horizontal Thru to 1/0 Stranded Horizontal Tap "T"; Uses WM-90 shots & L-160 handles; (M-228)	EA	5.00
TAC-2G1H	Cadweld Mold; 2/0 Stranded Horizontal Thru to #6 Stranded Horizontal Tap "T"; Uses WM-45 shots & L-160 handles; B-112 sleeve recommended; (M-5074)	EA	5.00
TAC-2G1V	Cadweld Mold; 2/0 Stranded Horizontal Thru to #2 Stranded Horizontal Tap "T"; Uses WM-45 shots & L-160 handles; (M-235)	EA	5.00
TAC-2G2G	Cadweld Mold; 2/0 Stranded Horizontal Thru to 2/0 Stranded Horizontal Tap "T"; Uses WM-90 shots & L-160 handles; (M-232)	EA	5.00
TAC-2G8N	Cadweld Mold; 2/0 Stranded Horizontal Thru to 28/16 Lightning Protection Conductor Horizontal Tap "T"; Uses WM-90 shots & L-160 handles; (M-12476)	EA	N/A
TAC-2G8D	Cadweld Mold; 2/0 Stranded Horizontal Thru to 28/505 Lightning Protection Conductor Horizontal Tap "T"; Uses WM-90 shots & L-160 handles; (N/A)	EA	N/A
TAC-2L2L	Cadweld Mold; 3/0 Stranded Horizontal Thru to 3/0 Stranded Horizontal Tap "T"; Uses WM-115 shots & L-160 handles; (M-236)	EA	5.00
TAC-2L2LW	Cadweld Mold; 3/0 Stranded Horizontal Thru to 3/0 Stranded Horizontal Tap "T" with Wear Plates; Uses WM-115 shots & L-160 handles; (N/A)	EA	N/A
TAC-2L8C	Cadweld Mold; 3/0 Stranded Horizontal Thru to 29/32 Lightning Protection Conductor Horizontal Tap "T"; Uses WM-115 shots & L-160 handles; (M-5244)	EA	5.33
TAC-2Q1H	Cadweld Mold; 4/0 Stranded Horizontal Thru to #6 Stranded Horizontal Tap "T"; Uses WM-90 shots & L-160 handles; (M-5489)	EA	N/A
TAC-2Q1V	Cadweld Mold; 4/0 Stranded Horizontal Thru to #2 Stranded Horizontal Tap "T"; Uses WM-90 shots & L-160 handles; (M-246)	EA	5.00
TAC-2Q1VW	Cadweld Mold; 4/0 Stranded Horizontal Thru to #2 Stranded Horizontal Tap "T" with Wear Plates; Uses WM-90 shots & L-160 handles; (M-246-CW)	EA	N/A
TAC-2Q1T	Cadweld Mold; 4/0 Stranded Horizontal Thru to #2 Solid Horizontal Tap "T"; Uses WM-90 shots & L-160 handles; (M-5348)	EA	5.00
TAC-2Q2C	Cadweld Mold; 4/0 Stranded Horizontal Thru to 1/0 Stranded Horizontal Tap "T"; Uses WM-90 shots & L-160 handles; (M-244)	EA	5.00
TAC-2Q2G	Cadweld Mold; 4/0 Stranded Horizontal Thru to 2/0 Stranded Horizontal Tap "T"; Uses WM-90 shots & L-160 handles; (M-243)	EA	5.00
TAC-2Q2L	Cadweld Mold; 4/0 Stranded Horizontal Thru to 3/0 Stranded Horizontal Tap "T"; Uses WM-115 shots & L-160 handles; (M-242)	EA	5.00
TAC-2Q2LW	Cadweld Mold; 4/0 Stranded Horizontal Thru to 3/0 Stranded Horizontal Tap "T" with Wear Plates; Uses WM-115 shots & L-160 handles; (M-242W)	EA	5.30
TAC-2Q2Q	Cadweld Mold; 4/0 Stranded Horizontal Thru to 4/0 Stranded Horizontal Tap "T"; Uses WM-150 shots & L-160 handles; (TAU-40-40 or M-241)	EA	5.00
TAC-2Q2QW	Cadweld Mold; 4/0 Stranded Horizontal Thru to 4/0 Stranded Horizontal Tap "T" with Wear Plates; Uses WM-150 shots & L-160 handles; (M-241W)	EA	5.25
TAC-2Q8N	Cadweld Mold; 4/0 Stranded Horizontal Thru to 28/16 Lightning Protection Conductor Horizontal Tap "T"; Uses WM-90 shots & L-160 handles; (M-2270)	EA	N/A
TAC-2Q8C	Cadweld Mold; 4/0 Stranded Horizontal Thru to 29/32 Lightning Protection Conductor Horizontal Tap "T"; Uses WM-115 shots & L-160 handles; (M-5020)	EA	5.00
TAC-2Q8D	Cadweld Mold; 4/0 Stranded Horizontal Thru to 28/505 Lightning Protection Conductor Horizontal Tap "T"; Uses WM-115 shots & L-160 handles; (TAU-40-228 or M-5036)	EA	5.00
TAC-2V1V	Cadweld Mold; 250 MCM Horizontal Run to #2 Stranded Horizontal Tap "T"; Uses WM-90 shots & L-160 handles; (M-253)	EA	N/A
TAC-2V2C	Cadweld Mold; 250 MCM Horizontal Run to 1/0 Stranded Horizontal Tap "T"; Uses WM-90 shots & L-160 handles; (M-251)	EA	5.00

TAC-2V2G	Cadweld Mold; 250 MCM Horizontal Run to 2/0 Stranded Horizontal Tap "T"; Uses WM-90 shots & L-160 handles; (M-250)	EA	N/A
TAC-2V2V	Cadweld Mold; 250 MCM Horizontal Thru to 250 MCM Horizontal Tap "T"; Uses WM-150 shots & L-160 handles; (M-247)	EA	5.00
TAC-3D3D	Cadweld Mold; 350 MCM Horizontal Run to 350 MCM Horizontal Tap "T"; Uses WM-200 shots & L-160 handles; (M-262)	EA	5.00
TAC-3H3H	Cadweld Mold; 400 MCM Horizontal Run to 400 MCM Horizontal Tap "T"; Uses WM-250 shots & L-160 handles; (M-271)	EA	N/A
TAC-3Q2C	Cadweld Mold; 500 MCM Horizontal Run to 1/0 Stranded Horizontal Tap; Uses WM-90 shots & L-160 handles; (M-287)	EA	N/A
TAC-3Q2Q	Cadweld Mold; 500 MCM Horizontal to 4/0 Stranded Horizontal Tap "T"; Uses WM-150 shots & L-160 handles; (M-285)	EA	5.00
TAC-3Q2QW	Cadweld Mold; 500 MCM Horizontal to 4/0 Stranded Horizontal Tap "T" with Wear Plates; Uses WM-150 shots & L-160 handles; (M-285-CW)	EA	N/A
TAC-3Q3Q	Cadweld Mold; 500 MCM Horizontal Run to 500 MCM Horizontal Tap "T"; Uses (2) WM-150 shots & L-160 handles; (M-280)	EA	N/A
TAC-8N8N	Cadweld Mold; 28/16 Lightning Protection Conductor Horizontal Thru to 28/16 Lightning Protection Conductor Horizontal Tap "T"; Uses WM-65 shots & L-160 handles; (M-5056)	EA	N/A
TAC-8C8C	Cadweld Mold; 29/32 Lightning Protection Conductor Horizontal Thru to 29/32 Lightning Protection Conductor Horizontal Tap "T"; Uses WM-115 shots & L-160 handles; (TAU-168-168 or M-5048)	EA	5.00
TAC-8D8N	Cadweld Mold; 28/505 Lightning Conductor Horizontal Thru to 28/16 Lightning Conductor Horizontal Tap "T"; Uses WM-90 shots & L-160 handles; (M-2185)	EA	N/A
TAC-8D8D	Cadweld Mold; 28/505 Lightning Conductor Horizontal Thru to 28/505 Lightning Conductor Horizontal Tap "T"; Uses WM-115 shots & L-160 handles; (TAU-228-228 or M-5287)	EA	5.00
TAC-8K8K	Cadweld Mold; 507/288 Lightning Protection Conductor Horizontal Thru to 507/288 Lightning Protection Conductor Horizontal Tap "T"; Uses WM-200 shots & L-160 handles; (M-2247)	EA	N/A
TAC-9C9C	Cadweld Mold; 7/#7 Copperweld Horizontal Thru to 7/#7 Copperweld Horizontal Tap "T" Tap; Uses WM-90 shots & L-160 handles; (M-9198)	EA	5.00
TAC-9F9F	Cadweld Mold; 19/#9 Copperweld Horizontal Thru to 19/#9 Copperweld Horizontal Tap "T"; Uses WM-150 shots & L-160 handles; (M-9067)	EA	5.00

### Cadweld Molds - Type TC (GC-EXO-MOLD-TC)

allG offers exothermic molds that are available in both Cadweld and Thermoweld. Other sizes are available upon request.

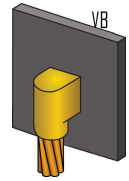
Item #	Description	Unit	Wt (lb)
TCR-2Q2Q	Cadweld Mold; 4/0 Stranded Vertical Thru to 4/0 Stranded Horizontal Tap "T"; Uses WM-200 shots & L-160 handles; (N/A)	EA	5.00





### Cadweld Molds - Type VB (GC-EXO-MOLD-VB)

allG offers exothermic molds that are available in both Cadweld and Thermoweld. Other sizes are available upon request.

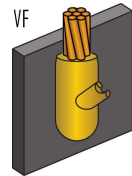


Item# VBC-1T

Item #	Description	Unit	Wt (lb)
VBC-1E	Cadweld Mold; #8 Stranded Vertical Cable Drop to Vertical Steel; Uses WM-45 shots & L160 handles; (M-5547)	EA	5.00
VBC-1T	Cadweld Mold; #2 Solid Vertical Cable Drop to Vertical Steel; Uses WM-65 shots & L-160 handles; (M-2781-S)	EA	5.00
VBC-1T-V3C	Cadweld Mold; #2 Solid Vertical Cable Drop to 1-1/4" thru 4" Steel Pipe; Uses WM-65 shots & B-160-V handles; (M-6199-S)	EA	5.00
VBC-1V	Cadweld Mold; #2 Stranded Vertical Cable Drop to Vertical Steel; uses WM-65 shots & L-160 handles; (M-2781)	EA	5.00
VBC-1Y	Cadweld Mold; ALT# 2825-CC5A05 Vertical Cable Drop to Vertical Steel; Uses WM-90 shots & L-160 handles; (M-5361)	EA	5.25
VBC-2C	Cadweld Mold; 1/0 Stranded Vertical Cable Drop to Vertical Steel; Uses WM-115 shots & L-160 handles; (M-2189)	EA	5.00
VBC-2G	Cadweld Mold; 2/0 Stranded Vertical Cable Drop to Vertical Steel; Uses WM-115 shots & L-160 handles; (M-2540)	EA	5.00
VBC-2G009	Cadweld Mold; 2/0 Stranded Performed Flexible Jumper Bond Vertical Cable Drop to 1-1/4" thru 3-1/2" Fence Post; Uses WM-90 shots & L-160 handles; (M-5495)	EA	5.00
VBC-2L	Cadweld Mold; 3/0 Stranded Vertical Cable Drop to Vertical Steel; Uses WM-150 & L-160 handles; (M-5362)	EA	N/A
VBC-2LW	Cadweld Mold; 3/0 Stranded Vertical Cable Drop to Vertical Steel with Wear Plates; Uses WM-150 & L-160 handles; (M-5362W)	EA	5.00
VBC-2Q	Cadweld Mold; 4/0 Stranded Vertical Cable Drop to Vertical Steel; Uses WM-150 shots & L-160 handles; (M-8718)	EA	5.00
VBC-2QW	Cadweld Mold; 4/0 Stranded Vertical Cable Drop to Vertical Steel with Wear Plates; Uses WM-150 shots & L-160 handles; (N/A)	EA	N/A
VBC-2Q003	Cadweld Mold; 4/0 Stranded Performed Flexible Jumper Bond Vertical Cable Drop to 1-1/4" to 3-1/2" Vertical Pipe; Uses WM-115 shots & L-160 handles; (M-6622)	EA	5.00
VBC-2Q-V3C	Cadweld Mold; 4/0 Stranded Vertical Cable Drop to 1-1/4" thru 4" Steel Pipe; Uses WM-150 shots & L-160 handles; (M-5622)	EA	N/A
VBC-2QV2	Cadweld Mold; 4/0 Stranded Vertical Cable Drop to 2" Vertical Steel Pipe; Uses WM-150 shots & L-160 handles; (N/A)	EA	5.00
VBC-8C	Cadweld Mold; 29/32 Lightning Protection Conductor Vertical Cable Drop to Vertical Steel; Uses WM-90 shots & L-160 handles; (M-2555)	EA	4.60

### Cadweld Molds - Type VF (GC-EXO-MOLD-VF)

allG offers exothermic molds that are available in both Cadweld and Thermoweld. Other sizes are available upon request.



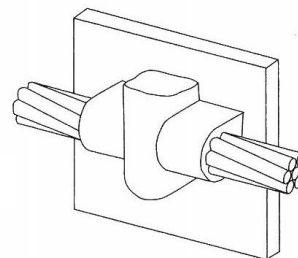
Item# VFC-1H

Item #	Description	Unit	Wt (lb)
VFC-1H	Cadweld Mold; #6 Stranded Vertical Tap to Vertical Steel; Uses WM-65 shots & L-160 handles; (M-1635)	EA	N/A
VFC-1H-V3C	Cadweld Mold; #6 Stranded Vertical Tap to 2" thru 4" Vertical Steel Pipe; Uses WM-65 shots & B-160-V handles; (M-8236)	EA	5.00
VFC-1V-V3C	Cadweld Mold; #2 Stranded Vertical Tap to 2" thru 4" Vertical Steel Pipe; Uses WM-65 shots & B-160-V handles; (M-6618)	EA	5.00
VFC-1T	Cadweld Mold; #2 Solid Vertical Tap To Vertical Steel; Uses WM-65 shots & L-160 handles; (M-1638-S)	EA	5.00
VFC-1T-V3C	Cadweld Mold; #2 Solid Vertical Tap to 2" thru 4" Vertical Steel Pipe; Uses WM-65 shots & B-160-V handles; (VFU-2S-1.5-4)	EA	5.00
VFC-2C	Cadweld Mold; 1/0 Stranded Vertical Tap to Vertical Steel; Uses WM-150 shots & L-160 handles; (M-1640)	EA	N/A
VFC-2G	Cadweld Mold; 2/0 Stranded Vertical Tap to Vertical Steel; Uses WM-150 shots & L-160 handles; (M-1641)	EA	5.00
VFC-2G-V3C	Cadweld Mold; 2/0 Stranded Vertical Tap to 2" thru 4" Vertical Steel Pipe; Uses WM-150 shots & B-160-V handles; (M-7993)	EA	N/A
VFR-2Q	Cadweld Mold; 4/0 Stranded Vertical Tap to Vertical Steel; Uses WM-200 shots & L-160 handles; (M-1643)	EA	N/A
VFR-2Q-V3C	Cadweld Mold; 4/0 Stranded Vertical Tap to 2" thru 4" Vertical Steel Pipe; Uses WM-200 shots & L-160 handles; (M-6615)	EA	6.00
VFR-2Q-V21C	Cadweld Mold; 4/0 Stranded Vertical Tap to 12" thru 24" Vertical Steel Pipe; Uses WM-200 shots & L-160 handles; (N/A)	EA	5.00
VFF-3Q	Cadweld Mold; 500 MCM Vertical Tap to Vertical Steel; Uses (2) WM-200 shots & L-159 handles; (M-1648)	EA	N/A
VFC-8C	Cadweld Mold; 29/32 Lightning Protection Conductor Vertical Tap to Vertical Steel; Uses WM-115 shots & L-160 handles; (M-5185)	EA	4.60

### Cadweld Molds - Type VG (GC-EXO-MOLD-VG)

allG offers exothermic molds that are available in both Cadweld and Thermoweld. Other sizes are available upon request.

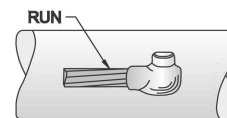
Item #	Description	Unit	Wt (lb)
VGT-1H004M	Cadweld Mold; #6 Stranded Horizontal Through to Side of Vertical 7/8" Square Pedestal (Cable On Surface); Uses WM-15 shots & B-399AS handles; (M-6125)	EA	3.00



### Cadweld Molds - Type VN (GC-EXO-MOLD-VN)

allG offers exothermic molds that are available in both Cadweld and Thermoweld. Other sizes are available upon request.

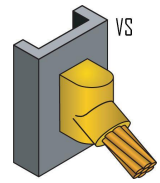
Item #	Description	Unit	Wt (lb)
VNC-1T-LH-1.5	Cadweld Mold; #2 Solid Horizontal Left Tap On Surface to 1-1/2" Vertical Steel Pipe; Uses WM-45 shots & L-160 handles; (M-2569-LS1)	EA	5.00
VNC-1T-RH-1.5	Cadweld Mold; #2 Solid Horizontal Right Tap On Surface to 1-1/2" Vertical Steel Pipe; Uses WM-45 shots & L-160 handles; (N/A)	EA	5.00



Item# VNC-1T-LH-1.5

### Cadweld Molds - Type VS (GC-EXO-MOLD-VS)

allG offers exothermic molds that are available in both Cadweld and Thermoweld. Other sizes are available upon request.



Item# VSC-1H

Item #	Description	Unit	Wt (lb)
VSC-1E	Cadweld Mold; #8 Stranded 45 Degree Angular Cable Drop to Vertical Steel; Uses WM-45 shots & L-160 handles; (N/A)	EA	N/A
VSC-1H	Cadweld Mold; #6 Stranded 45 Degree Angular Cable Drop to Vertical Steel; Uses WM-45 shots & L-160 handles; Requires B-112 sleeves; (M-585)	EA	5.00
VSC-1H-V3C	Cadweld Mold; #6 Stranded 45 Degree Angular Cable Drop to 1-1/2" thru 4" Vertical Steel Pipe; Uses WM-45 shots & L-160 handles; (N/A)	EA	5.00
VSC-1G-V1.25	Cadweld Mold; #6 Solid 45 Degree Angular Cable Drop to 1-1/4" Vertical Steel Pipe; Uses WM-45 shots & L-160 handles; (N/A)	EA	N/A
VSC-1L	Cadweld Mold; #4 Stranded 45 Degree Angular Cable to Vertical Steel; Uses WM-45 shots & L-160 handles; (M-586)	EA	5.00
VSC-1L-V3C	Cadweld Mold; #4 Stranded 45 Degree Angular Cable Drop to 1-1/2" thru 4" Vertical Steel Pipe; Uses WM-45 shots & L-160 handles; (M-2476)	EA	5.00
VSC-1T	Cadweld Mold; #2 Solid 45 Degree Angular Cable Drop to Vertical Steel; Uses WM-45 shots & L-160 handles; (M-588-S)	EA	5.00
VSC-1T-V150	Cadweld Mold; #2 Solid 45 Degree Angular Cable Drop to 1-1/2" Vertical Steel Pipe; Uses WM-45 shots & L-160 handles; (N/A)	EA	5.00
VSC-1T-V3C	Cadweld Mold; #2 Solid 45 Degree Angular Cable Drop to 1-1/2" thru 4" Vertical Steel Pipe; Uses WM-45 shots & L-160 handles; (V5U-2S-1.5-4 or M-9233-S)	EA	5.00
VSC-1T-V5C	Cadweld Mold; #2 Solid 45 Degree Angular Drop to 4" thru 6" Vertical Pipe; Uses WM-45 shots & L-160 handles; (M-2480-S)	EA	5.00
VSC-1T-V8C	Cadweld Mold; #2 Solid 45 Degree Angular Drop to 6" thru 10" Vertical Steel Pipe; Uses WM-45 shots, L-160 handles, & B-158 chain; (M-2583-S)	EA	N/A
VSC-1V	Cadweld Mold; #2 Stranded 45 Degree Angular Cable Drop to Vertical Steel; Uses WM-45 shots & L-160 handles; (V5U-2 or M-588)	EA	5.00
VSC-1V-V3C	Cadweld Mold; #2 Stranded 45 Degree Angular Cable Drop to 1-1/2" thru 4" Vertical Steel Pipe; Uses WM-45 shots & L-160 handles; (M-9233)	EA	5.00
VSC-2C	Cadweld Mold; 1/0 Stranded 45 Degree Angular Cable Drop to Vertical Steel; Uses WM-90 shots & L-160 handles; (M-590)	EA	5.00
VSC-2B	Cadweld Mold; 1/0 Solid 45 Degree Angular Cable Drop to Vertical Steel; Uses WM-90 shots & L-160 handles; (M-590-S)	EA	N/A
VSC-2C-V3C	Cadweld Mold; 1/0 Stranded 45 Degree Angular Cable Drop to 2" thru 4" Vertical Steel Pipe; Uses WM-90 shots & L-160 handles; (M-2486)	EA	5.00
VSC-2C-V8C	Cadweld Mold; 1/0 Stranded 45 Degree Angular Cable Drop to 6" thru 10" Vertical Steel Pipe; Uses WM-90 shots & L-160 handles; (M-2488)	EA	5.00
VSC-2C-V21C	Cadweld Mold; 1/0 Stranded 45 Degree Angular Cable Drop to 12" thru 30" Vertical Steel Pipe; Uses WM-90 shots & L-160 handles; (M-2489)	EA	5.00
VSC-2G	Cadweld Mold; 2/0 Stranded 45 Degree Angular Cable Drop to Vertical Steel; Uses WM-90 shots & L-160 handles; (M-591)	EA	5.00
VSC-2G-V3C	Cadweld Mold; 2/0 Stranded 45 Degree Angular Cable Drop to 2" thru 4" Vertical Steel Pipe; Uses WM-90 shots & L-160 handles; (M-8833)	EA	5.00
VSC-2G-V5C	Cadweld Mold; 2/0 Stranded 45 Degree Angular Cable Drop to 4" thru 6" Vertical Steel Pipe; Uses WM-90 shots & L-160 handles; (M-2490)	EA	5.00
VSC-2G-V8C	Cadweld Mold; 2/0 Stranded 45 Degree Angular Cable Drop to 6" thru 10" Vertical Steel Pipe; Uses WM-90 shots & L-160 handles; (M-2491)	EA	5.00
VSC-2L	Cadweld Mold; 3/0 Stranded 45 Degree Angular Cable Drop to Vertical Steel; Uses WM-115 shots & L-160 handles; (M-592)	EA	5.00
VSC-2L-V3C	Cadweld Mold; 3/0 Stranded 45 Degree Angular Cable Drop to 2" thru 4" Vertical Steel Pipe; Uses WM-115 shots & L-160 handles; (M-2493)	EA	5.00
VSC-2L-V21C	Cadweld Mold; 3/0 Stranded 45 Degree Angular Cable Drop to 12" thru 14" Vertical Steel Pipe; Uses WM-115 shots & L-160 handles; (M-2496)	EA	N/A
VSC-2Q	Cadweld Mold; 4/0 Stranded 45 Degree Angular Cable Drop to Vertical Steel; Uses WM-115 shots & L-160 handles; (M-593)	EA	5.00
VSC-2QW	Cadweld Mold; 4/0 Stranded 45 Degree Angular Cable Drop to Vertical Steel with Wear Plates; Uses WM-115 shots & L-160 handles; (N/A)	EA	N/A
VSC-2Q-V150	Cadweld Mold; 4/0 Stranded 45 Degree Angular Cable Drop to 1-1/2" Vertical Steel Pipe; Uses WM-115 shots & L-160 handles; (N/A)	EA	5.00
VSC-2Q-V3C	Cadweld Mold; 4/0 Stranded 45 Degree Angular Drop to 2" thru 4" Vertical Pipe; Uses WM-115 shots & L-160 & B-160-V handles; (M-9021)	EA	5.00
VSC-2Q-V5C	Cadweld Mold; 4/0 Stranded 45 Degree Angular Cable Drop to 5" Vertical Steel Pipe; Uses WM-115 shots & L-160 handles; (M-2497)	EA	5.00
VSC-2Q-V8C	Cadweld Mold; 4/0 Stranded 45 Degree Angular Cable Drop to 6" thru 10" Vertical Steel Pipe; Uses WM-115 shots & L-160 handles; (M-2498)	EA	5.00
VSC-2V	Cadweld Mold; 250 MCM 45 Degree Angular Cable Drop to Vertical Steel; Uses WM-115 shots & L-160 handles; (M-594)	EA	N/A
VSC-3D	Cadweld Mold; 350 MCM 45 Degree Angular Cable Drop to Vertical Steel; Uses WM-200 shots & L-160 handles; (N/A)	EA	6.00

VSC-3Q-V10	Cadweld Mold; 500 MCM 45 Degree Angular Cable Drop to 10" Vertical Steel Pipe; Uses WM-200 shots & L-160 handles; (N/A)	EA	N/A
VSC-3X	Cadweld Mold; 600 MCM 45 Degree Angular Cable Drop to Vertical Steel; Uses WM-200 shots & L-160 handles; (N/A)	EA	6.25
VSC-8N	Cadweld Mold; 28/16 Lightning Protection Conductor 45 Degree Angular Cable Drop to Vertical Steel; Uses WM-65 shots & L-160 handles; (M-5150)	EA	5.00
VSC-8C	Cadweld Mold; 29/32 Lightning Conductor 45 Degree Angular Cable Drop to Vertical Steel; Uses WM-90 shots & L-160 handles; (M-5149)	EA	5.00
VSC-8D	Cadweld Mold; 28/505 Lightning Conductor 45 Degree Angular Cable Drop to Vertical Steel; Uses WM-115 shots & L-160 handles; (M-5146)	EA	5.00
VSC-8D-V21C	Cadweld Mold; 228 Lightning Protection Conductor 45 Degree Angular Cable Drop to 12" thru 30" Vertical Steel Pipe; Uses WM-115 shots & L-160 handles; (N/A)	EA	5.00
VSC-8D-V3C	Cadweld Mold; 228 Lightning Protection Conductor 45 Degree Angular Cable Drop to 2" thru 4" Vertical Steel Pipe; Uses WM-115 shots & L-160 handles; (N/A)	EA	5.00
VSC-9F-V3C	Cadweld Mold; 19/#9 Copperweld 45 Degree Angular Cable Drop to 2" thru 4" Vertical Steel Pipe; Uses WM-90 shots & L-160 handles; (N/A)	EA	5.00

### Cadweld Molds - Type VT (GC-EXO-MOLD-VT)

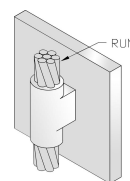
allG offers exothermic molds that are available in both Cadweld and Thermoweld. Other sizes are available upon request.

Item #	Description	Unit	Wt (lb)
VTC-8D	Cadweld Mold; 28/505 Lightning Protection Conductor Horizontal Thru to Side of Vertical Steel; Uses WM-150 shots & L-160 handles; (N/A)	EA	N/A

### Cadweld Molds - Type VV (GC-EXO-MOLD-VV)

allG offers Exothermic Molds that are available in both Cadweld and Thermoweld. Other sizes are available upon request.

Item #	Description	Unit	Wt (lb)
VVC-1T	Cadweld Mold; #2 Solid Vertical Thru Parallel to Vertical Steel; Uses WM-115 shots & L-160 handles; (M-1218-S)	EA	5.00
VVR-2L	Cadweld Mold; 3/0 Stranded Vertical Thru Parallel to Vertical Steel; WM-250 shots & L-160 handles; (M-1222)	EA	N/A
VVR-2G-V3C	Cadweld Mold; 2/0 Stranded Vertical Thru Parallel to 2"-4" Vertical Steel Pipe; Uses WM-200 shots & L-160 handles; (M-1202)	EA	N/A
VVR-2Q	Cadweld Mold; 4/0 Stranded Vertical Thru Parallel to Vertical Steel; Uses WM-250 shots & L-160 handles; (M-1223)	EA	6.00
VVC-2Q-V125	Cadweld Mold; 4/0 Stranded Vertical Thru Parallel to Vertical 1-1/4" Steel Pipe; Uses WM-250 shots & L-160 handles; (N/A)	EA	6.00
VVR-8D	Cadweld Mold; 28/505 Lightning Protection Conductor Vertical Thru Parallel to Vertical Steel; Uses WM-250 shots & L-160 handles; (M-5154)	EA	6.00

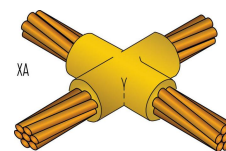


Item# VVC-1T

### Cadweld Molds - Type XA (GC-EXO-MOLD-XA)

allG offers Exothermic Molds that are available in both Cadweld and Thermoweld. Other sizes are available upon request.

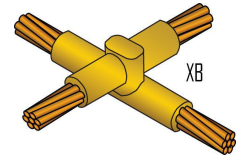
Item #	Description	Unit	Wt (lb)
XAC-1V1V	Cadweld Mold; #2 Stranded Horizontal to #2 Stranded Horizontal Cable Cross "X"; Tap cable cut (cables in same plane); Uses WM-65 shots & L-160 handles; (M-425)	EA	5.00
XAC-1T1T	Cadweld Mold; #2 Solid Horizontal to #2 Solid Horizontal Cable Cross "X"; Tap cable cut (cables in same plane); Uses WM-65 shots & L-160 handles; (M-425-S)	EA	5.00
XAC-2G2G	Cadweld Mold; 2/0 Stranded Horizontal to 2/0 Stranded Horizontal Cable Cross "X"; Tap cable cut (cables in same plane); Uses WM-115 shots & L-160 handles; (M-434)	EA	4.50
XAC-2Q2Q	Cadweld Mold; 4/0 Stranded Horizontal to 4/0 Stranded Horizontal Cable Cross "X"; Tap cable cut (cables in same plane); Uses WM-200 shots & L-160 handles; (M-443)	EA	5.00
XAC-2V2V	Cadweld Mold; 250 MCM Horizontal to 250 MCM Horizontal Cable Cross "X"; Tap cable cut (cables in same plane); Uses WM-200 shots & L-160 handles; (M-449)	EA	6.00



Item# XAC-1T1T

### Cadweld Molds - Type XB (GC-EXO-MOLD-XB)

allG offers Exothermic Molds that are available in both Cadweld and Thermoweld. Other sizes are available upon request. The XBM mold is available in an updated model (XBQ) for use without a frame/welder. Same mold, only the XBQ uses the L160 Handle Clamp. Please contact allG for more information or any questions!

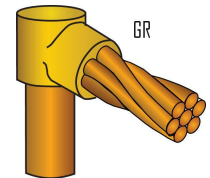


Item# XBC-1T1T

Item #	Description	Unit	Wt (lb)
XBC-1T1T	Cadweld Mold; Horizontal #2 Solid Overlapped (Not Cut) to Horizontal #2 Solid "X"; Uses WM-90 shots & L-160 handles; (M-2689-S)	EA	5.00
XBM-2Q2Q	4/0 Stranded Overlapped (Not Cut) 4/0 Stranded "X" Cadweld Mold; Uses WM-250 shots & includes frame with handles; (NA)	EA	7.00
XBQ-2C2C	Cadweld Mold; Horizontal 1/0 Stranded Overlapped (Not Cut) to Horizontal 1/0 Stranded "X"; Uses WM-150 shots & L-160 handles; (M-2694)	EA	5.50
XBQ-2Q2Q	Cadweld Mold; Horizontal 4/0 Stranded Overlapped (Not Cut) to Horizontal 4/0 Stranded "X"; Uses WM-250 shots & L-160 handles; (M-2707)	EA	7.00
XBQ-9F9F	Cadweld Mold; Horizontal 19/#9 Copperweld Overlapped (Not Cut) to Horizontal 19/#9 Copperweld "X"; Uses WM-200 shots & L-160 handles; (M-9186)	EA	5.00

### Exothermic Single Shot Kits-GR (GC-EXO-SSK-GR)

allG offers Exothermic Molds that are available in both Cadweld and Thermoweld. Other sizes are available upon request.

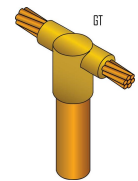


Item# GR1-141G

Item #	Description	Unit	Wt (lb)
GR1-141L	Cadweld Mold Single Shot Exothermic Kit; Vertical 1/2" Copper Clad Ground Rod to #3/#4 Solid or #4/#6 Stranded Horizontal Tap; (N/A)	EA	0.42
GR1-161G	Cadweld Mold Single Shot Exothermic Kit; Vertical 5/8" Copper Clad Ground Rod to #6/#8 Solid or #8 Stranded Horizontal Tap; (M-2012)	EA	0.43
GR1-161V	Cadweld Mold Single Shot Exothermic Kit; Vertical 5/8" Copper Clad Ground Rod to #2/#1 Solid or #3/#2 Stranded Horizontal Tap; (M-2014)	EA	N/A
GR1-162C	Cadweld Mold Single Shot Exothermic Kit; Vertical 5/8" Copper Clad Ground Rod to 2/0-1/0 Solid or 1/0-#1 Stranded Horizontal Tap; (M-2015)	EA	0.49
GR1-162Q	Cadweld Mold Single Shot Exothermic Kit; Vertical 5/8" Copper Clad Ground Rod to 4/0 Stranded Horizontal Tap; (N/A)	EA	0.58
GR1-181G	Cadweld Mold Single Shot Exothermic Kit; Vertical 3/4" Ground Rod to #8/#6 Solid or #8 Stranded Horizontal Tap; (N/A)	EA	N/A
GR1-181L	Cadweld Mold Single Shot Exothermic Kit; Vertical 3/4" Ground Rod to #3/#4 Solid or #4/#6 Stranded Horizontal Tap; (M-2018)	EA	0.55
GR1-181V	Cadweld Mold Single Shot Exothermic Kit; Vertical 3/4" Copper Clad Ground Rod to #1/#2 Solid or #2/#3 Stranded Horizontal Tap; (M-2019)	EA	0.55
GR1-182C	Cadweld Mold Single Shot Exothermic Kit; Vertical 3/4" Copper Clad Ground Rod to 2/0-1/0 Solid or 1/0-#1 Stranded Horizontal Tap; (M-2020)	EA	0.60
GR1-182Q	Cadweld Mold Single Shot Exothermic Kit; Vertical 3/4" Copper Clad Ground Rod to 4/0 Stranded Horizontal Tap; (N/A)	EA	0.57

### Exothermic Single Shot Kits-GT (GC-EXO-SSK-GT)

allG offers Exothermic Single Shot Kits that are available in both Cadweld and Thermoweld. Must be purchased in Standard Package.



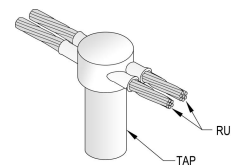
Item# GT1-141G

Item #	Description	Unit	Wt (lb)
GT1-161L	Cadweld Mold Single Shot Exothermic Kit; Vertical 5/8" Copper Clad Ground Rod to #3/#4 Solid or #4/#6 Stranded Horizontal Thru; (M-2028)	EA	0.45
GT1-161V	Cadweld Mold Single Shot Exothermic Kit; Vertical 5/8" Copper Clad Ground Rod to #1/#2 Solid or #2/#3 Stranded Horizontal Thru; (M-2029)	EA	0.60
GT1-162C	Cadweld Mold Single Shot Exothermic Kit; 5/8" Copper Clad Ground Rod to 2/0-1/0 Solid or 1/0-#1 Stranded Horizontal Thru; (M-2030)	EA	0.59
GT1-162G	Cadweld Mold Single Shot Exothermic Kit; Vertical 5/8" Copper Clad Ground Rod to 2/0 Stranded Horizontal Thru; (N/A)	EA	N/A
GT1-181G	Cadweld Mold Single Shot Exothermic Kit; Vertical 3/4" Copper Clad Ground Rod to #6/#8 Solid or #8 Stranded Horizontal Thru; (M-2031)	EA	0.60
GT1-181L	Cadweld Mold Single Shot Exothermic Kit; Vertical 3/4" Copper Clad Ground Rod to #3/#4 Solid or #4/#6 Stranded Horizontal Thru; (M-2032)	EA	0.57
GT1-181V	Cadweld Mold Single Shot Exothermic Kit; Vertical 3/4" Copper Clad Ground Rod to #1/#2 Solid or #2/#3 Stranded Horizontal Thru; (M-2033)	EA	0.57
GT1-182C	Cadweld Mold Single Shot Exothermic Kit; Vertical 3/4" Copper Clad Ground Rod to 2/0-1/0 Solid or 1/0-#1 Stranded Horizontal Thru; (M-2034)	EA	0.58
GT1-182G	Cadweld Mold Single Shot Exothermic Kit; Vertical 3/4" Copper Clad Ground Rod to 2/0 Stranded Horizontal Thru; (N/A)	EA	N/A

### Exothermic Single Shot Kits-NX (GC-EXO-SSK-NX)

allG offers exothermic single shots that are available in both Cadweld and Thermoweld.

Item #	Description	Unit	Wt (lb)
NX1-181V	Cadweld Mold Single Shot Exothermic Kit; #1 & #2 Solid or #2 & #3 Stranded Horizontal Run Cables to Vertical 3/4" Ground Rod; (M-2110)	EA	0.57



Item# NX1-141G

### Exothermic Handles & Handle Accessories (GC-EXO-HSS-01)

allG offers Exothermic Handles that are available in both Cadweld and Thermoweld. All handles include a striker.

Item #	Description	Unit	Wt (lb)
B-160-V	Handle Clamp; With chain support; For vertical pipe; Flint gun sold separately; (U-160-V or 40-0106-32)	EA	3.90
B-396	Clamp Handles; Magnetic; For type C molds or Price Key (PK) 4 & 17 molds; (40-4431-00)	EA	N/A
B-399-A	EZ Change Handle Only; No spring clamp; Fits Cadweld N, P, & T molds & Ultraweld L & M molds	EA	0.79
B-399-ES	DISCONTINUED Cadweld Mold Handles; For use with molds: GYP-16005M, GYP-16006M, & GYP-18009M	EA	1.00
L-159	Mold Handles; (40-0107-00)	EA	5.00
L-160	Cadweld Mold Handles; Flint gun sold separately; (40-0106-00)	EA	2.75
B-158	Replacement Chain for B-160V; 20" long	EA	N/A
C-120J	DISCONTINUED Vice Clamp Assembly for Rail Connections; Utilized in addition to L-160 handles to position ST & TP Cadweld molds	EA	N/A



Item# B-160-V

### Cadweld Exothermic Shots (GC-EXO-HSS-02)

allG offers exothermic shots which produces molten metal, intended for making permanent connections.

Item #	Description	Unit	Wt (lb)
WM-15	Cadweld 15 Weld Metal; 20/box	EA	0.05
WM-25	Cadweld 25 Weld Metal; 20/box	EA	0.07
WM-32	32 Weld Metal; 20/box	EA	0.10
WM-45	Cadweld 45 Weld Metal; 20/box	EA	0.14
WM-65	Cadweld 65 Weld Metal; 20/box	EA	0.17
WM-90	Cadweld 90 Weld Metal; 10/box	EA	0.24
WM-115	115 Weld Metal; 10/box	EA	0.31
WM-150	Cadweld 150 Weld Metal; 10/box	EA	0.40
WM-200	200 Weld Metal; 10/box	EA	0.52
WM-250	Cadweld 250 Weld Metal; 10/box	EA	0.60
WM-500	500 Weld Metal; 10/box	EA	N/A
XL-25	Smokeless Weld Metal; 25; 4 shots/box; (LE-25)	EA	1.50
XL-32	Smokeless Weld Metal; 32; 4 shots/box; (LE-32)	EA	0.13
XL-45	Smokeless Weld Metal; 45; 4 shots/box; (LE-45)	EA	N/A
XL-90	Smokeless Weld Metal; 90; 4 shots/box; (LE-90)	EA	0.28
XL-115	Cadweld Smokeless Weld Metal; 115; 4 shots/box; (LE-115)	EA	2.50
XL-150	Smokeless Weld Metal; 150; 4 shots/box; (LE-150)	EA	N/A
XL-200	Smokeless Weld Metal; 200; 4 shots/box; (LE-200)	EA	0.55



Weld Metal - Exothermic Shot

**Cadweld Plus Shots** (GC-EXO-HSS-02a)

allG offers the CADWELD PLUS WELD METAL which produces a permanent exothermic connection that will not loosen, corrode, or increase in resistance for the life of the installation.

Item #	Description	Unit	Wt (lb)
25PLUSF20	Cadweld Plus Weld Metal; 25; Red color code; 20/pack	EA	0.14
32PLUSF20	Cadweld Plus Weld Metal; 32; White color code; 20/pack	EA	0.14
45PLUSF20	Cadweld Plus Weld Metal; 45; Light blue color code; 20/pack	EA	0.15
65PLUSF20	Cadweld Plus Weld Metal; 65; Dark green color code; 20/pack	EA	0.23
90PLUSF20	Cadweld Plus Weld Metal; 90; Gray color code; 10/pack	EA	0.30
115PLUSF20	Cadweld Plus Weld Metal; 115; Orange color code; 10/pack	EA	0.34
150PLUSF20	Cadweld Plus Weld Metal; 150; Dark blue color code; 10/pack	EA	0.45
200PLUSF20	Cadweld Plus Weld Metal; 200; Yellow color code; 10/pack	EA	0.52
250PLUSF20	Cadweld Plus Weld Metal; 250; Purple color code; 10/pack	EA	0.76
300PLUSF20	Cadweld Plus Weld Metal; 300; Light green color code; 10/pack	EA	0.83



Cadweld Plus Shots



Item# 250PLUSF20

**Cadweld Plus Control Unit** (GC-EXO-HSS-02b)

allG offers the Cadweld Plus Control Unit. It is a small, hand-held, battery-powered ignition tool that helps simplify the welded connection process. This unit eliminates the need for starting material and flint igniters by utilizing an electronic ignition. The field-replaceable lead offers increased flexibility and versatility in hard-to-reach areas. This CE/UL recognized battery-powered unit is designed for 600 connections with one set of 8 standard AA batteries (included), and requires no special batteries or chargers.

Item #	Description	Unit	Wt (lb)
PLUSCU2L6	Cadweld Plus Control Unit; 0-130 degree F working temperature; 6' cable length; Compatible with AA & rechargable batteries	EA	2.05
PLUSCU-USED	Used Cadweld Plus Control Unit	EA	2.05
PLUSCU2RLD6	Replacement Lead; For Cadweld Plus Control Unit (ALT Part #PLUSCU2L6); 6'	EA	N/A
PLUSCULDQC	DISCONTINUE by vendor - See part # PLUSCU2RLD6 Replacement Lead; For Cadweld Plus Control Unit (ALT Part #PLUSCU); 6'	EA	0.30



Item #PLUSCU

**Exothermic Welding Disks** (GC-EXO-HSS-03)

allG offers exothermic welding disks that hold the powdered weld metal until the weld is made. Available in 3 sizes.

Item #	Description	Unit	Wt (lb)
B117A	Disc for Exothermic Molds; 3/4"; using 15 thru 32 shot sizes; 100/pack; (37-0320-01)	EA	0.01
B117B	Disc for Exothermic Molds; 1"; using 45 thru 115 shot sizes; 50/pack; (37-0320-02)	EA	0.01
B117C	Disc for Exothermic Molds; 1-1/2"; Using 150 thru 500 shot sizes; 50/pack; (37-0320-03)	EA	0.01



Item# B117A

### Exothermic Adapter Sleeves (GC-EXO-HSS-04)

allG offers Exothermic Adapter Sleeves that are used to adapt a limited range of smaller cables to larger molds.

Item #	Description	Unit	Wt (lb)
B-112	Adapter Sleeve; #6 Stranded or #5 Solid in #2 Stranded mold; (38-0202-00)	EA	0.20
B-133-1L	DISCONTINUED Adapter Sleeve; #7/8/10 stranded or #6/8 solid in #4 stranded mold; (38-0201-00)	EA	0.20
B-133-1V	DISCONTINUED Adapter Sleeve; #4/5 stranded & #5 stranded or #3/4 solid in #2 stranded mold; (38-0207-00)	EA	0.20
B-133-2C	Adapter Sleeve; #2 stranded or #1 solid in 1/0 mold; (38-0203-00)	EA	0.30
B-133-2Q	Adapter Sleeve; Tinned copper; 2/0-1/0 stranded or 3/0 solid in 4/0 stranded mold; (38-0240-00)	EA	0.70
B-133-168	Adapter Sleeve; 168 (28/16) Lightning Protection wire to 4/0 stranded mold; (N/A)	EA	0.02



Item #B-112

### Propane Torches & Heaters (GC-EXO-ACC-01)

allG offers Torch Heads featuring a trigger-start and made of cast aluminum. It is a self-igniting, high-temperature torch head designed for easy operation. Simply pull the trigger for ignition, and release it to turn off. This head produces a swirl flame and burns propane or mapp gas. Pressure regulation allows the flame to burn in any direction and ensures consistent performance. Even while the flame burns, the replaceable brass tip stays cool. The stainless steel burn tube, cast aluminum body, and brass burn tip are constructed for durability. The Propane Cylinder supplies the torch head, lanterns, stoves, grills, and other gas appliances. It is lightweight and easy to use. The cylinder is not refillable but can be recycled at some locations. The Shop Heater is perfect for directing warmth to a designated area.

Item #	Description	Unit	Wt (lb)
5709	Self-Igniting Torch Head	EA	1.30
5710	Propane Cylinder; 16.4 oz	EA	2.25
SHOPHEATER	Heater; Single head 15M BTU propane tank; Top mount	EA	3.00



Item #5709

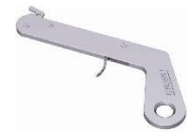


Item #5710

### Exothermic Flint Gun (GC-EXO-ACC-03)

allG offers Exothermic Flint Guns which are used to ignite the starting material when making an exothermic connection. Replacement flints are also available.

Item #	Description	Unit	Wt (lb)
T-320	DISCONTINUED Thermoweld Flint Gun	EA	0.20
T-320-CAD	Cadweld Flint Gun	EA	0.20
T-320A	Replacement Flint; 1/pack	EA	0.01
B321-30	Flint Gun Extension; 30"; Attaches to T-320 Flint Gun to extend distance from mold when ingniting	EA	2.10



Item# T-320

### Exothermic Mold Cleaning Brushes (GC-EXO-ACC-04)

allG offers Exothermic Mold Cleaning Brushes that removes slag from molds - especially vertical split molds.

Item #	Description	Unit	Wt (lb)
T-314	Wire Brush; Dual replacable brushes (which can be rotated to provide new cleaning bristles); Generally used for cleaning coarse conductors	EA	1.00
T-313	Card Cloth Brush; Made with short, stiff bristles; Generally used for cleaning concentric conductors & ground bars	EA	0.30
T-394	Mold Cleaning Brush; Large molds; (MCB-LRG)	EA	1.00



Item# T-394



Item# T-313

### Exothermic Slag Removal Spade (GC-EXO-ACC-05)

allG offers Exothermic Slag Removal Spades that are used to remove the slag after making an exothermic connection.

Item #	Description	Unit	Wt (lb)
B-136A	Slag Removal Spade; #65 & smaller; (40-0319-01)	EA	0.20
B-136B	Slag Removal Spade; #90 & larger; (40-0319-03)	EA	0.30



Item# B-136A



### Exothermic Mold Sealer (GC-EXO-ACC-06)

allG offers Exothermic Mold Sealer that is ideal for sealing hot or cold molds to retard leakage from large stranded conductors. It is required on certain molds such as types HA, HB, HC, VG and VN.

Item #	Description	Unit	Wt (lb)
T-403	Cadweld Mold Sealer (Duc Seal); 2 lb tub; (38-4129-00)	EA	2.25
5799	Duct Seal; Adheres to metal, wood, plastic, rubber, & painted surfaces; Non-hardening; Non-toxic; 1 lb package	EA	1.00



Item# T-403



Item #5799

### Exothermic Copper Wrap Sleeves (GC-EXO-ACC-07)

allG offers Exothermic Copper Wrap Sleeves that are ideal for wrapping cable until the diameter is the same as the cable opening in the mold.

Item #	Description	Unit	Wt (lb)
B-140-A	Copper Wrap Sleeves; (38-0329-00)	EA	0.01



Item# B-140-A

### Exothermic Ceramic Fiber Rebar Packing (GC-EXO-ACC-08)

allG offers Exothermic Ceramic Fiber Rebar Packing that is needed on all rebar connections or where the weld is made to an irregular surface. The packing keeps the weld metal inside the mold area providing a proper exothermic weld. It is used between the mold and the rebar or irregular surface.

Item #	Description	Unit	Wt (lb)
B-143-A	Ceramic Packing; 20/package; (38-4060-00)	EA	0.40
B-143-B	Ceramic Packing; 20/package; (38-4061-00)	EA	0.25
B-144-A	Ceramic Fiber Packing; (38-4062-00)	EA	0.40
B-144-C	Ceramic Fiber Packing	EA	0.40



Item# B-143-A

### Exothermic Tinned Copper Sleeves for Special Applications (GC-EXO-ACC-09)

allG offers Special Application Exothermic Tinned Copper Sleeves that create a superior bond, and are ideal for protecting light wire and braided wire during exothermic welding.

Item #	Description	Unit	Wt (lb)
S09F	Sleeve for #2 Stranded or 3/4" Flexible Strap	EA	0.30
S429F2E16	Sleeve for 1" Flex Braid or 1/0 Welding Wire	EA	0.20
S429F2J16	Sleeve for 1" Flex Braid or 2/0 Welding Wire	EA	0.30
S429F2S16	Sleeve for 4/0 Welding Cable	EA	0.01



Tinned Copper Sleeves

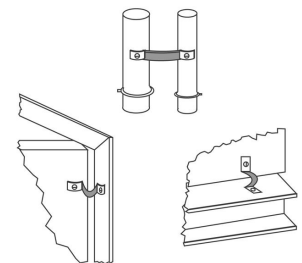
### Grounding Straps - Flexible (GC-GRSTRP-01)

allG offers Flexible Grounding Straps that are designed to bond across two metal objects when movement is inevitable. These straps are highly effective in areas where vibration, expansion, and contraction are factors in grounding metal bodies (i.e. fence gates, steel framing, metal doors, etc.).



Item #1220T

Item #	Description	Unit	Wt (lb)
1220T-1H14-8	Flexible Bonding Strap; tinned copper; 1/4" one hole lug on each end; 3/4" x 8"	EA	0.13
1220	Flexible Bonding Strap; copper; 3/8" one hole lug on each end; 3/4" x 12"	EA	0.20
1220T	Flexible Bonding Strap; tinned copper; 3/8" one hole lug on each end; 3/4" x 12"	EA	0.20
1225	Flexible Bonding Strap; copper; 3/8" two hole lug spaced 1-3/4" on each end; 3/4" x 15"	EA	0.20
1225T	Flexible Bonding Strap; tinned copper; 3/8" two hole lug spaced 1-3/4" on each end; 3/4" x 15"	EA	0.20
1230	Flexible Bonding Strap; copper; 3/8" one hole lug on each end; 1" x 12"	EA	0.40
1230T	Flexible Bonding Strap; tinned copper; 3/8" one hole lug on each end; 1" x 12"	EA	0.40
1231	Flexible Bonding Strap; copper; 3/8" two hole lug with 1-3/4" spacing on each end; 1" x 15"	EA	0.50
1231T	Flexible Bonding Strap; tinned copper; 3/8" two hole lug spaced 1-3/4" on each end; 1" x 15"	EA	0.50
1231-18T	Flexible Bonding Strap; tinned copper; 1/2" two hole lug spaced 1-3/4" on each end; 1" x 18"	EA	0.55
1231-18T-14	Flexible Bonding Strap; tinned copper; 1/4" two hole lug spaced 1-3/4" on each end; 1" x 18"	EA	0.55
1231-19T	Flexible Bonding Strap; tinned copper; 1/2" two hole lug spaced 1-3/4" on each end; 1" x 19"	EA	0.57
1231-2H12-25T	Flexible Bonding Strap; tinned copper; 1/2" two hole lug spaced 1-3/4" on each end; 1" x 25"	EA	0.72
1232	Flexible Bonding Strap; copper; 3/8" one hole lug on each end; 1" x 24"	EA	0.70
1232T	Flexible Bonding Strap; tinned copper; 3/8" one hole lug on each end; 1" x 24"	EA	0.70
1232T-38134	Flexible Bonding Strap; tinned copper; 3/8" two hole lug spaced 1-3/4" on each end; 1" x 24"	EA	0.70
1233T	Flexible Bonding Strap; tinned copper; 11/16" one hole lug on each end; 1" x 36"	EA	1.05
1231-1H12-38	Flexible Bonding Strap; copper; 1/2" one hole lug on each end; 1" x 38"	EA	0.90



Typical Applications

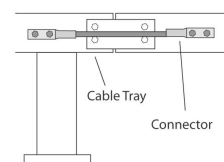
**Grounding Jumper - Flexible** *(GC-GRSTRP-02)*

allG offers Flexible Grounding Jumpers that are manufactured for use in grounding cable trays, or any application where a flexible connection is needed. The kit utilizes (2) tinned copper compression lugs with 3/4" hole spacing or spring clips for easy connection to a wide variety of grounding applications.

Item #	Description	Unit	Wt (lb)
1236-12-1434	Grounding Jumper; 1/4" two hole lug spaced 3/4" on each end; #6 insulated x 12" long	EA	0.20
1236-12-381	Grounding Jumper; 3/8" two hole lug spaced 1" on each end; #6 insulated x 12" long	EA	0.20
1236-24-1434	Grounding Jumper; 1/4" two hole lug spaced 3/4" on each end; #6 insulated x 24" long	EA	0.30
1236-24-381	Grounding Jumper; 3/8" two hole lug spaced 1" on each end; #6 insulated x 24" long	EA	0.30



Item #1236-12-1434



Typical Application

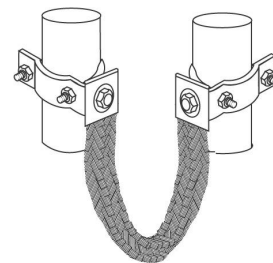
**Gate Grounding Assembly Kit** *(GC-GRSTRP-03)*

allG offers Gate Grounding Assembly Kits with 2 u-bolt clamps, with different diameters, which allow for gate and fence post connections. The kits utilize tinned copper flexible braid strap and tinned copper lugs. The u-bolts are stainless steel to ensure metal compatibility.

Item #	Description	Unit	Wt (lb)
1234	Gate Jumper Assembly Kit; tinned copper/stainless steel; includes: 1" x 24" flex strap; max dia: 2" OD gate frame & 3-3/4" fence post	EA	1.40
1235	Gate Jumper Assembly Kit; Tinned copper/stainless steel; Includes: 1" x 24" flex strap; max dia; 2" OD gate frame & 4-1/2" fence post (fits 1-1/4" to 2" OD pipe on one side & 3-1/2" to 4-1/2" OD on other side)	EA	1.50
1235-1	Gate Jumper Assembly Kit; tinned copper/stainless steel; includes: 1" x 24" flex strap with #2 compression lug; max dia: 2" OD gate frame & 4-1/2" fence post. (fits 1-1/4" to 2" OD pipe on one side & 3-1/2" to 4-1/2" OD on other side)	EA	2.20
1235-2-658	Gate Jumper Assembly Kit; Tinned copper/stainless steel; Includes: 1" x 24" flex strap; Max diameter: 2" OD gate frame & 6-5/8" fence post; With #2 compression lug; Max diameter: 6-5/8" fence post; (fits 1-1/4" to 2" pipe on one side & 4-1/2" to 6-5/8" OD on other side)	EA	2.51
1235-278-278-36	Gate Jumper Assembly Kit; tinned copper/stainless steel; includes: 1" x 36" flex strap; max dia: 3-1/2" OD gate frame & 3-1/2" fence post. (fits 2-7/8" to 3-1/2" OD pipe on one side & 2-7/8" to 3-1/2" OD on other side)	EA	1.94
1235-278-658	Gate Jumper Assembly Kit; Tinned copper/stainless steel; Includes: 1" x 24" flex strap; Max diameter: 3-1/2" OD gate frame & 6-5/8" fence post; With #2 compression lug; Max diameter: 6-5/8" fence post; (fits 2-7/8" to 3-1/2" OD pipe on one side & 4-1/2" to 6-5/8" OD on other side)	EA	2.72
1235-412-412-36	Gate Jumper Assembly Kit; tinned copper/stainless steel; includes: 1" x 36" flex strap; max dia: 4-1/2" OD gate frame & 4-1/2" fence post. (fits 3-1/2" to 4-1/2" OD pipe on one side & 3-1/2" to 4-1/2" OD on other side)	EA	1.72



Item# 1234

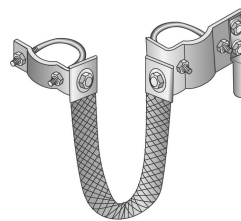


Typical Application

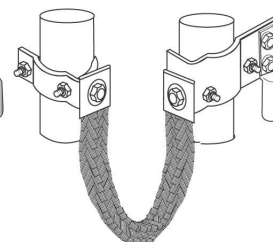
**Gate Grounding Assembly Kit with Compression Lug** *(GC-GRSTRP-04)*

allG offers Gate Grounding Assembly Kits with 2 U-Bolt clamps, with different diameters, which allow for gate and fence post connections. The Kits utilize tinned copper, flexible braided straps and include a #2 solid tinned, two hole, long barrel compression lug with a white color code. The Kits include stainless steel brackets and hardware.

Item #	Description	Unit	Wt (lb)
1234-1	Gate Jumper Assembly Kit; tinned copper/stainless steel; includes: 1" x 24" flex strap with #2 compression lug; max dia: 2" OD gate frame & 3-3/4" fence post	EA	2.00
1235-1	Gate Jumper Assembly Kit; tinned copper/stainless steel; includes: 1" x 24" flex strap with #2 compression lug; max dia: 2" OD gate frame & 4-1/2" fence post. (fits 1-1/4" to 2" OD pipe on one side & 3-1/2" to 4-1/2" OD on other side)	EA	2.20
1235-278-658	Gate Jumper Assembly Kit; Tinned copper/stainless steel; Includes: 1" x 24" flex strap; Max diameter: 3-1/2" OD gate frame & 6-5/8" fence post; With #2 compression lug; Max diameter: 6-5/8" fence post; (fits 2-7/8" to 3-1/2" OD pipe on one side & 4-1/2" to 6-5/8" OD on other side)	EA	2.72



Item #1234-1

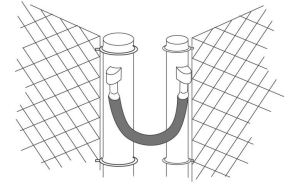


Typical Application

### Gate Grounding Jumper for Exothermic Welds (GC-GRSTRP-05)

allG offers Gate Grounding Jumpers for Exothermic Welds that feature a flexible grounding connector manufactured for use with standard exothermic welding molds. The multi-stranded copper conductor is black neoprene insulated, and each end is modified, as shown, for easy field welding.

Item #	Description	Unit	Wt (lb)
1237	Flexible Gate Jumper; Fits standard #2 solid molds; #2 x 24"	EA	0.45
1238	Flexible Gate Jumper; Fits standard 2/0 molds; 2/0 x 24"	EA	1.10
1239	Flexible Gate Jumper; Fits standard 4/0 molds; 4/0 x 24"	EA	1.60



Typical Application

Item #1238

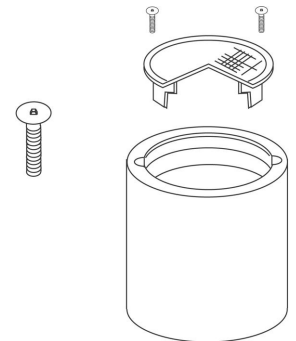
### Test Wells - Heavy Duty (GC-TW-02)

The allG Heavy Duty Test Wells are constructed of PVC or steel. Each test well comes with a cast iron lid marked "Ground" and has a cast iron ring for support. Lids with security bolts may be ordered by adding the suffix "-1" when ordering. The test well is H2O load rated with PVC being rated for 15,000 pounds and the steel test well being rated at 9,000 pounds. The test well meets all requirements of the 'Buy American Act'. Other test well lengths are available upon request.

Item #	Description	Unit	Wt (lb)
3100	Test Well; Sch 80 PVC; Heavy duty; Cast iron cover marked "Ground"; H2O rated for 15,000 lbs; 12" diameter x 12" deep	EA	40.00
3120	Test Well; Sch 80 PVC; Heavy duty; Cast iron cover marked "Ground"; H2O rated for 15,000 lbs; 12" diameter x 18" deep	EA	49.00
3140	Test Well; Sch 80 PVC; Heavy duty; Cast iron cover marked "Ground"; H2O rated for 15,000 lbs; 12" diameter x 24" deep	EA	58.00
3160	Test Well; Sch 80 PVC; Heavy duty; Cast iron cover marked "Ground"; H2O rated for 15,000 lbs; 12" diameter x 36" deep	EA	75.00
3100-1	Test Well; Sch 80 PVC; Heavy duty; Cast iron cover marked "Ground" with security bolts; H2O rated for 15,000 lbs; 12" diameter x 12" deep	EA	41.00
3100-48	Test Well; Sch 80 PVC; Heavy duty; Cast iron cover marked "Ground"; H2O rated for 15,000 lbs; 12" diameter x 48" deep	EA	94.00
3120-1	Test Well; Sch 80 PVC; Heavy duty; Cast iron cover marked "Ground" with security bolts; H2O rated for 15,000 lbs; 12" diameter x 18" deep	EA	50.00
3140-1	Test Well; Sch 80 PVC; Heavy duty; Cast iron cover marked "Ground" with security bolts; H2O rated for 15,000 lbs; 12" diameter x 24" deep	EA	59.00
3160-1	Test Well; Sch 80 PVC; Heavy duty; Cast iron cover marked "Ground" with security bolts; H2O rated for 15,000 lbs; 12" diameter x 36" deep	EA	76.00
3102	Test Well; Heavy duty; Steel; Cast iron cover marked "Ground"; H2O rated for 9000 lbs; 12" diameter x 12" deep	EA	56.00
3122	Test Well; Steel; Heavy duty; Cast iron cover marked "Ground"; H2O rated for 9000 lbs; 12" diameter x 18" deep	EA	73.00
3142	Test Well; Steel; Heavy duty; Cast iron cover marked "Ground"; H2O rated for 9000 lbs; 12" diameter x 24" deep	EA	90.00
3145	Test Well; Sch 80 PVC; Heavy duty; Cast iron cover marked "Ground"; H2O rated for 15,000 lbs; 12" diameter x 30" deep	EA	67.00
3162	Test Well; Steel; Heavy duty; Cast iron cover marked "Ground"; H2O rated for 9000 lbs; 12" diameter x 36" deep	EA	123.00
3179	Test Well; Sch 80 PVC; Heavy duty; Cast iron cover marked "Ground"; H2O rated for 15,000 lbs; 12" diameter x 42" deep	EA	83.00
3102-1	Test Well; Steel; Heavy duty; Cast iron cover marked "Ground" with security bolts; H2O rated for 9000 lbs; 12" diameter x 12" deep	EA	57.00
3122-1	Test Well; Steel; Heavy duty; Cast iron cover marked "Ground" with security bolts; H2O rated for 9000 lbs; 12" diameter x 18" deep	EA	74.00
3142-1	Test Well; Steel; Heavy duty; Cast iron cover marked "Ground" with security bolts; H2O rated for 9000 lbs; 12" diameter x 24" deep	EA	91.00
3162-1	Test Well; Steel; Heavy duty; Cast iron cover marked "Ground" with security bolts; H2O rated for 9000 lbs; 12" diameter x 36" deep	EA	123.00



Item# 3100



Typical Application

### Test Wells - Heavy Duty High Traffic Area (GC-TW-03)

The allG Heavy Duty, High Traffic Area Test Wells are constructed from PVC, steel, or concrete. Each test well comes with a cast iron lid marked "Ground" and has a cast iron ring for support. Lids with security bolts may be ordered by adding the suffix "-1" when ordering. The test well is H2O load rated with PVC being rated for 13,000 pounds, steel rated at 9,000 pounds, and concrete being rated for 36,000 pounds. Other lengths are available upon request.

Item #	Description	Unit	Wt (lb)
3110	Test Well; Sch 80 PVC; High traffic area; Cast iron cover marked "Ground"; H2O rated for 15,000; 12" diameter x 12" deep	EA	41.00
3112	Test Well; Steel; High traffic area; Cast iron cover marked "Ground"; H2O rated for 9000; 12" diameter x 12" deep	EA	59.00
3114	Test Well; Concrete; High traffic area; Cast iron cover marked "Ground"; H2O rated for 36,000 lbs; 12" diameter x 12" deep	EA	63.30
3130	Test Well; Sch 80 PVC; High traffic area; Cast iron cover marked "Ground"; H2O rated for 15,000 lbs; 12" diameter x 18" deep	EA	50.00
3132	Test Well; Steel; High traffic area; Cast iron cover marked "Ground"; H2O rated for 9000 lbs; 12" diameter x 18" deep	EA	76.00
3150	Test Well; Sch 80 PVC; High traffic area; Cast iron cover marked "Ground"; H2O rated for 15,000 lbs; 12" diameter x 24" deep	EA	59.00
3152	Test Well; Steel; High traffic area; Cast iron cover marked "Ground"; H2O rated for 9000 lbs; 12" diameter x 24" deep	EA	93.00
3165	Test Well; Sch 80 PVC; High traffic area; Cast iron cover marked "Ground"; H2O rated for 15,000 lbs; 12" diameter x 30" deep	EA	68.00
3170	Test Well; Sch 80 PVC; High traffic area; Cast iron cover marked "Ground"; H2O rated for 15,000 lbs; 12" diameter x 36" deep	EA	77.00
3172	Test Well; Steel; High traffic area; Cast iron cover marked "Ground"; H2O rated for 9000 lbs; 12" diameter x 36" deep	EA	126.00
3175	Test Well; Sch 80 PVC; High traffic area; Cast iron cover marked "Ground"; H2O rated for 15,000 lbs; 12" diameter x 42" deep	EA	84.00
3110-1	Test Well; Sch 80 PVC; High traffic area; Cast iron cover marked "Ground" with security bolst; H2O rated for 15,000; 12" diameter x 12" deep	EA	42.00
3112-1	Test Well; Steel; High traffic area; Cast iron cover marked "Ground" with security bolts; H2O rated for 9000; 12" diameter x 12" deep	EA	60.00
3114-1	Test Well; Concrete; High traffic area; Cast iron cover marked "Ground" with security bolts; H2O rated for 36,000 lbs; 12" diameter x 12" deep	EA	63.30
3130-1	Test Well; Sch 80 PVC; High traffic area; Cast iron cover marked "Ground" with security bolts; H2O rated for 15,000 lbs; 12" diameter x 18" deep	EA	51.00
3132-1	Test Well; Steel; High traffic area; Cast iron cover marked "Ground" with security bolts; H2O rated for 9000 lbs; 12" diameter x 18" deep	EA	77.00
3150-1	Test Well; Sch 80 PVC; High traffic area; Cast iron cover marked "Ground" with security bolts; H2O rated for 15,000 lbs; 12" diameter x 24" deep	EA	60.00
3152-1	Test Well; Steel; High traffic area; Cast iron cover marked "Ground" with security bolts; H2O rated for 9000 lbs; 12" diameter x 24" deep	EA	94.00
3170-1	Test Well; Sch 80 PVC; High traffic area; Cast iron cover marked "Ground" with security bolts; H2O rated for 15,000 lbs; 12" diameter x 36" deep	EA	78.00
3172-1	Test Well; Steel; High traffic area; Cast iron cover marked "Ground" with security bolts; H2O rated for 9000 lbs; 12" diameter x 36" deep	EA	126.00
3175-1	Test Well; Sch 80 PVC; High traffic area; Cast iron cover marked "Ground" with security bolts; H2O rated for 15,000 lbs; 12" diameter x 42" deep	EA	85.00
3114USA	Test Well; Concrete; High traffic area; Cast iron cover marked "Ground"; H2O rated for 36,000 lbs; 12-1/2" diameter x 12" deep; Made in the USA	EA	74.00
3114USA-1	Test Well; Concrete; High traffic area; Cast iron cover marked "Ground" with security bolts; H2O rated for 36,000 lbs; 12-1/2" diameter x 12" deep; Made in the USA	EA	86.00



Item #3114



Item #3112

### Test Wells - Light Duty (GC-TW-LT-01)

allG offers Test Wells to enable a visual inspection; ensuring your grounding system is fully functional. These test wells are for light duty but sustain durability in all weather conditions.

Item #	Description	Unit	Wt (lb)
3118	Test Well; Black HDPE; Light duty; Cover marked "Ground"; allG logo; 12" diameter x 10-1/2" deep	EA	4.50
3118-1	Test Well; Black HDPE; Light duty; Cover marked "Ground" with security bolted lid; 12" diameter x 10-1/2" deep	EA	4.50
3118-EXT	Test Well Extension; Black HDPE; Light duty; 17" (makes ALT Part #3118 test well 24" deep)	EA	4.00



Item #3118

### Test Wells - Concrete Test Well Extension (GC-TW-06)

Test well extension for heavy duty concrete test wells. The extension is the same as the concrete heavy duty test well without lid or cast iron lid support. Extensions are stackable to allow lengthening of concrete test wells. The test well extension meets all requirements of the 'Buy American Act'.

Item #	Description	Unit	Wt (lb)
3184	Test Well Extension; Concrete; 12" deep x 12" diameter	EA	36.00

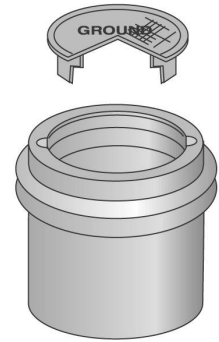


Item #3184

### Test Wells - High Traffic Area (GC-TW-05)

The allG standard high traffic area test well is constructed from Schedule 40 PVC. Each test well includes a cast iron lid marked "Ground" and a cast iron ring for support. Lids with security bolts may be ordered by adding the suffix "-1" when ordering. The test well is H2O load rated for 13,000 pounds and can withstand temperatures up to, but not exceeding, 140 degrees fahrenheit. The test well meets all requirements of the 'Buy American Act'. Other test well lengths are available upon request.

Item #	Description	Unit	Wt (lb)
3111	Test Well; Sch 40 PVC; High traffic area; Cast iron cover marked "Ground"; H2O rated for 13,000 lbs; 140 degree max temperature; 12" diameter x 12" deep	EA	36.00
3131	Test Well; Sch 40 PVC; High traffic area; Cast iron cover marked "Ground"; H2O rated for 13,000 lbs; 140 degree max temperature; 12" diameter x 18" deep	EA	40.00
3151	Test Well; Sch 40 PVC; High traffic area; Cast iron cover marked "Ground"; H2O rated for 13,000 lbs; 140 degree max temperature; 12" diameter x 24" deep	EA	45.00
3157	Test Well; Sch 40 PVC; High traffic area; Cast iron cover marked "Ground"; H2O rated for 13,000 lbs; 140 degree max temperature; 12" diameter x 30" deep	EA	50.00
3171	Test Well; Sch 40 PVC; High traffic area; Cast iron cover marked "Ground"; H2O rated for 13,000 lbs; 140 degree max temperature; 12" diameter x 36" deep	EA	55.00
3111-1	Test Well; Sch 40 PVC; High traffic area; Cast iron cover marked "Ground" with security bolt; H2O rated for 13,000 lbs; 140 degree max temperature; 12" diameter x 12" deep	EA	37.00
3131-1	Test Well; Sch 40 PVC; High traffic area; Cast iron cover marked "Ground" with security bolt; H2O rated for 13,000; 140 degree max temperature; 12" diameter x 18" deep	EA	41.00
3151-1	Test Well; Sch 40 PVC; High traffic area; Cast iron cover marked "Ground" with security bolts; H2O rated for 13,000 lbs; 140 degree max temperature; 12" diameter x 24" deep	EA	46.00
3157-1	Test Well; Sch 40 PVC; High traffic area; Cast iron cover marked "Ground" with security bolt; H2O rated for 13,000; 140 degree max temp; 12" diameter x 30" deep	EA	51.00
3171-1	Test Well; Sch 40 PVC; High traffic area; Cast iron cover marked "Ground" with security bolts; H2O rated for 13,000 lbs; 140 degree max temperature; 12" diameter x 36" deep	EA	56.00



Item #3111

### Test Wells - Cast Iron Lid (GC-TW-04)

The allG standard test well is constructed from Schedule 40 PVC. Each test well includes a cast iron lid marked "Ground" and a cast iron ring to support the lid. Lids with security bolts may be ordered by adding the suffix "-1" when ordering. The test well is H2O load rated for 13,000 pounds and can withstand temperatures up to, but not exceeding, 140 degrees fahrenheit. The test well meets all requirements of the 'Buy American Act'. Other test well lengths are available upon request.

Item #	Description	Unit	Wt (lb)
3101	Test Well; Sch 40 PVC; Cast iron cover marked "Ground"; H2O rated for 13,000 lbs; 140 degree max temperature; 12" diameter x 12" deep	EA	34.00
3121	Test Well; Sch 40 PVC; Standard duty; Cast iron cover marked "Ground"; H2O rated for 13,000 lbs; 140 degree max temperature; 12" diameter x 18" deep	EA	40.00
3141	Test Well; Sch 40 PVC; Heavy duty; Cast iron cover marked "Ground"; H2O rated for 13,000 lbs; 140 degree max temperature; 12" diameter x 24" deep	EA	44.00
3155	Test Well; Sch 40 PVC; Standard duty; Cast iron cover marked "Ground"; H2O rated for 13,000 lbs; 140 degree max temperature; 12" diameter x 30" deep	EA	48.00
3161	Test Well; Sch 40 PVC; Heavy duty; Cast iron cover marked "Ground"; H2O rated for 13,000 lbs; 140 degree max temperature; 12" diameter x 36" deep	EA	53.00
3181	Test Well; Sch 40 PVC; Standard duty; Cast iron cover marked "Ground"; H2O rated for 13,000 lbs; 140 degree max temperature; 12" diameter x 48" deep	EA	62.00
3101-1	Test Well; Sch 40 PVC; Heavy duty; Cast iron cover marked "Ground" with security bolts; H2O rated for 13,000 lbs; 140 degree max temperature; 12" diameter x 12" deep	EA	35.00
3121-1	Test Well; Sch 40 PVC; Standard duty; Cast iron cover marked "Ground" with security bolts; H2O rated for 13,000 lbs; 140 degree max temperature; 12" diameter x 18" deep	EA	41.00
3141-1	Test Well; Sch 40 PVC; Heavy duty; Cast iron cover marked "Ground" with security bolts; H2O rated for 13,000 lbs; 140 degree max temperature; 12" diameter x 24" deep	EA	45.00
3155-1	Test Well; Sch 40 PVC; Standard duty; Cast iron cover marked "Ground" with security bolts; H2O rated for 13,000 lbs; 140 degree max temperature; 12" diameter x 30" deep	EA	49.00
3161-1	Test Well; Sch 40 PVC; Heavy duty; Cast iron cover marked "Ground" with security bolts; H2O rated for 13,000 lbs; 140 degree max temperature; 12" diameter x 36" deep	EA	54.00



Item # 3101

### Test Wells - Galvanized Steel Lid (GC-TW-09)

allG offers Ground Test Wells made of Schedule 40 PVC with a galvanized steel lid. Lid has offset lift hole and/or lift handles and positioning tabs. The test well can withstand temperatures up to, but not exceeding, 140 degrees fahrenheit. The test wells meet all requirements of the 'Buy American Act'. Other test well lengths are available upon request.

Item #	Description	Unit	Wt (lb)
3198-12	Test Well; Economy; Sch 40 PVC; Galvanized steel cover marked "Ground"; 140 degree max temperature; 12" deep x 10" diameter	EA	13.98
3198-18	Test Well; Economy; Sch 40 PVC; Galvanized steel cover marked "Ground"; 140 degree max temperature; 18" deep x 10" diameter	EA	18.00
3198-24	Test Well; Economy; Sch 40 PVC; Galvanized steel cover marked "Ground"; 140 degree max temperature; 24" deep x 10" diameter	EA	22.52
3198-30	Test Well; Economy; Sch 40 PVC; Galvanized steel cover marked "Ground"; 140 degree max temperature; 30" deep x 10" diameter	EA	26.00
3198-36	Test Well; Economy; Sch 40 PVC; Galvanized steel cover marked "Ground"; 140 degree max temperature; 36" deep x 10" diameter	EA	32.00
3198-48	Test Well; Economy; Sch 40 PVC; Galvanized steel cover marked "Ground"; 140 degree max temperature; 48" deep x 10" diameter	EA	38.00
3199-12	Test Well; Economy; Sch 40 PVC; Galvanized steel cover marked "Ground"; 140 degree max temperature; 12" deep x 12" diameter	EA	20.00
3199-18	Test Well; Economy; Sch 40 PVC; Galvanized steel cover marked "Ground"; 140 degree max temperature; 18" deep x 12" diameter	EA	25.75
3199-24	Test Well; Economy; Sch 40 PVC; Galvanized steel cover marked "Ground"; 140 degree max temperature; 24" deep x 12" diameter	EA	31.50
3199-36	Test Well; Economy; Sch 40 PVC; Galvanized steel cover marked "Ground"; 140 degree max temperature; 36" deep x 12" diameter	EA	43.00
3190-12	Test Well; Economy; Sch 40 PVC; Galvanized steel cover marked "Ground" with lift handle; 140 degree max temperature; 12" deep x 18" diameter	EA	30.00
3190-24	Test Well; Economy; Sch 40 PVC; Galvanized steel cover marked "Ground" with lift handle; 140 degree max temperature; 24" deep x 18" diameter	EA	59.00
3190-30	Test Well; Economy; Sch 40 PVC; Galvanized steel cover marked "Ground" with lift handle; 140 degree max temperature; 30" deep x 18" diameter	EA	74.00
3190-36	Test Well; Economy; Sch 40 PVC; Galvanized steel cover marked "Ground" with lift handle; 140 degree max temperature; 36" deep x 18" diameter	EA	89.00



Item #3198-24



Item #3190-24

### Test Wells - Corrugated Economy with Cast Iron Lid (GC-TW-01)

The allG HDPE, high traffic area Test Well is constructed of lightweight, ribbed, double wall plastic. The well can be easily cut on site for shallow well sites. It can also be drilled or otherwise modified to allow entry of additional cables or grounds by cutting notches or holes in the sides. Each test well comes with a cast iron lid marked "Ground" and has a cast iron ring for support. Lids with security bolts may be ordered by adding the suffix "-1" when ordering. The test well meets all requirements of the 'Buy American Act'. Other test well lengths are available upon request.

Item #	Description	Unit	Wt (lb)
3180-12	Test Well; High traffic area; Corrugated black plastic; Cast iron cover marked "Ground"; 12" deep x 10" diameter	EA	25.00
3180-18	Test Well; High traffic area; Corrugated black plastic; Cast iron cover marked "Ground"; 18" deep x 10" diameter	EA	26.00
3180-24	Test Well; High traffic area; Corrugated black plastic; Cast iron cover marked "Ground"; 24" deep x 10" dia	EA	27.00
3180-30	Test Well; high traffic area; corrugated black plastic; cast iron cover marked "Ground"; 30" deep x 10" dia	EA	28.00
3180-36	Test Well; High traffic area; Corrugated black plastic; Cast iron cover marked "Ground"; 36" deep x 10" dia	EA	29.00
3180-48	Test Well; high traffic area; corrugated black plastic; cast iron cover marked "Ground"; 48" deep x 10" dia	EA	31.00
3180-12-1	Test Well; high traffic area; corrugated black plastic; cast iron cover marked "Ground" with security bolts; 12" deep x 10" dia	EA	26.00
3180-18-1	Test Well; high traffic area; corrugated black plastic; cast iron cover marked "Ground" with security bolts; 18" deep x 10" dia	EA	27.00
3180-24-1	Test Well; high traffic area; corrugated black plastic; cast iron cover marked "Ground" with security bolts; 24" deep x 10" dia	EA	28.00
3180-30-1	Test Well; high traffic area; corrugated black plastic; cast iron cover marked "Ground" with security bolts; 30" deep x 10" dia	EA	29.00
3180-36-1	Test Well; high traffic area; corrugated black plastic; cast iron cover marked "Ground" with security bolts; 36" deep x 10" dia	EA	30.00
3180-48-1	Test Well; high traffic area; corrugated black plastic; cast iron cover marked "Ground" with security bolts; 48" deep x 10" dia	EA	31.00




Item #3180-12

### Test Wells - Corrugated Economy with Galvanized Steel Lid (GC-TW-10)

The allG HDPE high traffic area Test Well is constructed of lightweight, ribbed, double wall plastic. The well can be easily cut on site for shallow well sites. It can also be drilled or otherwise modified to allow entry of additional cables or grounds by cutting notches or holes in the sides. Each test well comes with a galvanized steel lid. Lid has offset lift hole and positioning tabs. The test well meets all requirements of the 'Buy American Act'. Other test well lengths are available upon request.

Item #	Description	Unit	Wt (lb)
3197-12	Test Well; Economy; Corrugated black plastic; Galvanized steel cover marked "Ground"; 12" deep x 10" diameter	EA	8.60
3197-18	Test Well; Economy; Corrugated black plastic; Galvanized steel cover marked "Ground"; 18" deep x 10" diameter	EA	10.00
3197-24	Test Well; Economy; Corrugated black plastic; Galvanized steel cover marked "Ground"; 24" deep x 10" diameter	EA	11.00
3197-30	Test Well; Economy; Corrugated black plastic; Galvanized steel cover marked "Ground"; 30" deep x 10" diameter	EA	12.50
3197-36	Test Well; Economy; Corrugated black plastic; Galvanized steel cover marked "Ground"; 36" deep x 10" diameter	EA	13.20
3191-12	Test Well; Economy; Corrugated black plastic; Galvanized steel cover marked "Ground" with lift handle; 12" deep x 18" diameter	EA	27.00
3191-24	Test Well; Economy; Corrugated black plastic; Galvanized steel cover marked "Ground" with lift handle; 24" deep x 18" diameter	EA	33.00
3191-30	Test Well; Economy; Corrugated black plastic; Galvanized steel cover marked "Ground" with lift handle; 30" deep x 18" diameter	EA	36.00
3191-36	Test Well; Economy; Corrugated black plastic; Galvanized steel cover marked "Ground" with lift handle; 36" deep x 18" diameter	EA	39.00
3196-36	Test Well; Economy; Corrugated black plastic; Galvanized steel cover with lift handle marked "GROUND"; 36" deep x 24" diameter	EA	N/A




Item #3197-12

### Test Wells - Rectangular Structural Plastic (GC-TW-07)

allG's Rectangular Structural Plastic Test Wells are constructed of HDPE plastic and include a steel lid with two hex bolts for security. The test well meets all requirements of the 'Buy American Act'.

Item #	Description	Unit	Wt (lb)
3194-30	Test Well; HDPE; Light duty; Galvanized steel cover marked "Ground" with hardware; 30" deep x 17" wide x 30" long	EA	72.00
3194	Test Well; HDPE; Light duty; Galvanized steel cover marked "Ground" with hardware; 18" deep x 17" wide x 30" long	EA	56.00



Item #3194-30



Item #3194

### Test Wells - Rectangular Concrete (GC-TW-08)

allG's Concrete Ground Test Well is manufactured with an inner welded wire frame for strength. The test well may be ordered with a galvanized steel lid or a concrete lid with cast iron inspection flap. Both lids are marked "Ground". The test well meets all requirements of the 'Buy American Act'.

Item #	Description	Unit	Wt (lb)
3195-CL	Test Well; Concrete; Concrete cover marked "Ground"; 12" deep x 15-3/4" wide x 22-3/4" long	EA	146.00
3195-IL	Test Well; Concrete; Galvanized steel cover marked "Ground"; 12" deep x 15-3/4" wide x 22-3/4" long	EA	122.00
3195-E	Test Well Extension; Concrete; 12" deep x 15-3/4" wide x 22-3/4" long	EA	112.00
3195-H20	Test Well; Concrete; Steel cover marked "Ground"; H20 load rating (40,000 lbs); 12" deep x 15-5/8" wide x 22-1/4" long	EA	174.00
3195-EH20	Test Well Extension; Concrete; H20 load rating when used with ALT Part #3195-H20; 12" deep x 15-5/8" wide x 22-1/4" long; **Only fits ALT Part #3195-H20	EA	129.00



Concrete Test Well

## Testing Equipment - Ground Resistance Testers (GC-TEQ)

allG offers Ground Resistant Testers that are ideal for testing all aspects of a grounding system; including bonding continuity, soil resistivity, touch potentials, and resistance to ground or ground rods and grids.

Item #	Description	Unit	Wt (lb)
6100-675	AEMC&#174; Instruments 675 Clamp-On Meter; dual display of voltage & current simultaneously; includes test leads & soft carrying case	EA	4.00
6100-3640-150	AEMC&#174; Instruments 3640 Kit; Measures ground resistance (2 & 3 point); Includes: (1) meter, (1) 16' lead, (2) 150' leads on spools with wind-up handles, (4) T-shaped ground rods, (1) molded hard carrying case, batteries, & user's manual	EA	2.90
6100-3640-MANUAL	User's Manual for AEMC&#174; Instruments 3640 & 4610 Ground Resistance Testers	EA	0.23
6100-3460-ACCESSORY	AEMC&#174; Instruments 3640 Accessory Kit; includes: (1) 30' lead-green, (2) 150' leads, (1-red,1-blue) on spools with wind-up handles, (2) 5' leads (1-red,1-blue), (2) 14.5" T-shaped ground rods, 1 set of 5 spaded lugs, & carrying bag	EA	25.00
6100-4620-300	AEMC&#174; Instruments 4620 Kit; Measures ground resistance (2 & 3 point) & soil resistivity test (4 Point); Includes: meter, (1) 16' lead, (1) 90' lead, (2) 300' leads on spools, (4) T-shaped ground rods, hard carrying case, batteries, & user's manual	EA	3.50
6100-4620-500	AEMC&#174; Instruments 4620 Ground Tester Kit; Measures ground resistance (2 & 3 point) & soil resistivity test (4 point); Includes: meter, (1) 30' lead, (2) 100' color-coded leads, (2) 500' color-coded leads on spools, (4) 14.5" T-shaped ground electrodes, (1) set of 5-spaded lugs, (1) 100' tape measure, & carrying bag	EA	N/A
6100-4630-500	AEMC&#174; Instruments 4630 Kit; Measures ground resistance (2 & 3 point) & soil resistivity test (4 Point); Includes: meter, (2) 5' red/blue leads, (2) 100' green & black leads, (2) 500' red/blue leads on spools, (1) 30' green lead, (4) 14.5" T-shaped ground rods, (5) spaded lugs, 100' tape measure, carrying bag, rechargeable battery, & user's manual	EA	N/A
6100-6416	AEMC&#174; Instruments 6416 Clamp-On Ground Resistance Tester Kit; includes: meter, users manual, calibration checker, (4) 1.5v AA batteries, & carrying case	EA	2.20
6100-6417	AEMC&#174; Instruments Model 6417 Clamp-On Ground Resistance Tester; Includes battery, calibration loop, bluetooth USB adapter, USB stick with Data View software, and User's Manual & instruction manual in a hard carrying case	EA	2.20
6100-6471-300WP	AEMC&#174; Instruments 6471 Kit; Measures ground resistance (2 & 3 point) & soil resistivity test (4 point); Includes: meter, (2) 300' red/ blue color-coded leads on spools, (2) 5' red/ blue color-coded leads, (2) 100' hand-tied green/ black color-coded leads, set of (2) SR182 current probes, 110 V/240 V power adapter with US power cord, optical USB cable, (4) T-shaped auxiliary ground electrodes, set of (5) spaded lugs, 100' tape measure, hard carrying case, rechargeable NiMH battery, & USB drive with DataView software, ground tester workbook, & user manual	EA	43.00
6100-PROBE	Heavy Duty Test Probe for testing resistance. Meant for use with clamp-on style resistance testers.	EA	5.00



Item# 6100-4610-300



Item# 6100-PROBE

## Testing Equipment - Continuity Testers (GC-TEQb)

allG offers continuity testers that checks the continuity of dead circuits, ground on conduit systems and identifies wires in multi-wire cables. They feature a light signal that indicates a completed circuit, a bulb in the end that can serve as flashlight, a pocket clip that functions as probe, and a removable test lead with an alligator clip.

Item #	Description	Unit	Wt (lb)
5791-12	Continuity Tester; 12' coiled lead	EA	0.55




ALT Item #5791-12

## Grounding Mats (GC-PFWM-01)

allG offers Grounding Mats that provide a convenient, efficient, and economical way to improve grounding systems at facilities where large area grounding is required. The wire mesh grounding mats are custom manufactured to your specifications, and can be constructed from solid copper clad steel, pure copper, tinned copper wire, or stainless steel. The long and cross wires of an allG ground mat are silver brazed at the crossing points. This method provides joints with a breaking strength strong enough to resist separation during installation and strong enough to bear the traffic of heavy vehicles. allG grounding mats are offered on a square foot bases. Specify length and width when placing an order.

Item #	Description	Unit	Wt (lb)
3306-10SOL	Grounding Mat; wire mesh, #10 solid copper; 6" centers	SQFT	0.14
3312-8SOL	Grounding Mat; wire mesh, #8 solid copper; 12" centers	SQFT	0.12
3304-6SOL	Grounding Mat; wire mesh, #6 solid copper; 4" centers	SQFT	0.49
3306-6SOL	Grounding Mat; wire mesh, #6 solid copper; 6" centers	SQFT	0.33
3306-6SOLT	Grounding Mat; wire mesh, #6 solid tinned copper; 6" centers	SQFT	0.33
3308-6SOL	Grounding Mat; wire mesh, #6 solid copper; 8" centers	SQFT	0.30
3312-6SOL	Grounding Mat; wire mesh, #6 solid copper; 12" centers	SQFT	0.16
3324-6SOL	Grounding Mat; wire mesh, #6 solid copper; 24" centers	SQFT	0.10




Grounding Mat



**Grounding Mats - Special Application** (GC-PFWM-02)

allG offers Special Application Grounding Mats that are convenient, efficient, and economical for safe grounding in high voltage installations. Also, they are great for wherever large area equipotential grounds are required.




Item #3325-5

**Signal Reference Grids** (GC-SRG)

allG offers a Signal Reference Grid (SRG) that is customized & manufactured to your specifications. The SRG is made from 2" x 26 Gauge copper strips factory welded at each crossover & available in section widths from 4' to 16'. The SRG is shipped in tubes and protected for transporting.

Item #	Description	Unit	Wt (lb)
3350-1	Signal Reference Grid; 2" x 26 Ga copper; 1' centers; available section widths: 4' - 18'; requires ALT Part #M-6164 mold to splice sections together	SQFT	0.17
3350-2	Signal Reference Grid; 2" x 26 Ga copper; 2' centers; available section widths: 4' - 18'; requires ALT Part #M-6164 Mold to splice sections together	SQFT	0.17



Signal Reference Grid

**RFI Shielding Copper** (GC-RFI)

allG offers copper & tape for RFI Shielding in a 1.4 Mil and 5.0 Mil. thickness. Easy to work with and offering protection, this set-up is great for a variety of jobsite solutions.



3370-14-PSA

## PVC Conduit (EC-CON-01-01)

allG offers PVC Conduit which is the lightest in weight compared to other conduit materials, but don't let that fool you on the durability. allG's PVC conduit is tough, durable, with high tensile strength, yet easy to handle and install right on the jobsite. This conduit is corrosion resistant, non-magnetic, non-galvanic, self-extinguishing, & impact resistant. The belled end eliminates the need for special couplings. The Schedule 40 & Schedule 80 conduit conforms to UL 651, Federal Specifications, & Military Specifications. They are ideal for use in underground applications. Schedule 40 can be used in walls, floors, and ceilings under NEC Article 352. Schedule 80 is for above-ground and entrance applications. The best thing about allG's PVC Conduit? It's usually more cost efficient compared to other conduit materials.



Item #5220-12

Item #	Description	Unit	Wt (lb)
5220-12	PVC Conduit; Schedule 40; 1/2" x 10' length; Gray	EA	1.64
5220-34	PVC Conduit; Schedule 40; 3/4" x 10' length; UL 651 compliant; Gray	EA	2.30
5220-1	PVC Conduit; Schedule 40; 1" x 10' length; Gray	EA	3.40
5220-1-12	PVC Conduit; Schedule 40; 1" x 12" Length; Gray	EA	N/A
5220-114	PVC Conduit; Schedule 40; 1-1/4" x 10' length; Gray	EA	4.60
5220-112	PVC Conduit; Schedule 40; 1-1/2" x 10' length; Gray	EA	5.18
5220-2	PVC Conduit; Schedule 40; 2" x 10' length; Gray	EA	7.30
5220-2-12	PVC Conduit; Schedule 40; 2" x 12" length; Gray	EA	0.78
5220-2-18	PVC Conduit; Schedule 40; 18" length; Gray	EA	1.05
5220-2-24	PVC Conduit; Schedule 40; 2" x 24" length; Gray	EA	1.56
5220-2-36	PVC Conduit; Schedule 40; 2" x 3' length; Gray	EA	2.34
5220-3	PVC Conduit; Schedule 40; 3" x 10' length; Gray	EA	14.35
5220-4	PVC Conduit; Schedule 40; 4" x 10' length; Gray	EA	20.43
5220-6	PVC Conduit; Schedule 40; 6" x 10' length; Gray	EA	36.00
5220-8	PVC Conduit; Schedule 40; 8" x 10' length; Gray	EA	55.30
5221-12	PVC Conduit; Schedule 80; 1/2" x 10' length; Gray	EA	2.05
5221-34	PVC Conduit; Schedule 80; 3/4" x 10' length; Gray	EA	2.78
5221-1	PVC Conduit; Schedule 80; 1" x 10' length; Gray	EA	4.09
5221-114	PVC Conduit; Schedule 80; 1-1/4" x 10' length; Gray	EA	5.67
5221-112	PVC Conduit; Schedule 80; 1-1/2" x 10' length; Gray	EA	6.86
5221-2	PVC Conduit; Schedule 80; 2" x 10' length; Gray	EA	9.49
5221-3	PVC Conduit; Schedule 80; 3" x 10' length; Gray	EA	19.38
5221-4	PVC Conduit; Schedule 80; 4" x 10' length; Gray	EA	28.33

## PVC Female Adapters (EC-CON-01-02)

allG offers PVC Female Adapters that join male pipe thread to PVC. They are ideal for use with Schedule 40 and Schedule 80 PVC conduit.

Item #	Description	Unit	Wt (lb)
5213-12	PVC Female Adapter; 1/2"	EA	0.03
5213-34	PVC Female Adapter; 3/4"	EA	0.04
5213-1	PVC Female Adapter; 1"	EA	0.07
5213-114	PVC Female Adapter; 1-1/4"	EA	0.11
5213-112	PVC Female Adapter; 1-1/2"	EA	0.13
5213-2	PVC Female Adapter; 2"	EA	0.18
5213-3	PVC Female Adapter; 3"	EA	0.46
5213-4	PVC Female Adapter; 4"	EA	0.71



Item# 5213-12

## PVC Male Adapters (EC-CON-01-03)

allG offers PVC Male Adapters that join female pipe thread to PVC. They are ideal for use with Schedule 40 and Schedule 80 PVC conduit.

Item #	Description	Unit	Wt (lb)
5211-12	PVC Male Adapter; 1/2"	EA	0.02
5211-34	PVC Male Adapter; 3/4"	EA	0.02
5211-1	PVC Male Adapter; 1"	EA	0.05
5211-114	PVC Male Adapter; 1-1/4"	EA	0.07
5211-112	PVC Male Adapter; 1-1/2"	EA	0.10
5211-2	PVC Male Adapter; 2"	EA	0.15
5211-3	PVC Male Adapter; 3"	EA	0.36
5211-4	PVC Male Adapter; 4"	EA	0.56



Item# 5211-12

### PVC Couplings (EC-CON-01-04)

allG offers PVC Couplings that are rust and corrosion resistant and easy to install.

Item #	Description	Unit	Wt (lb)
5214-12	PVC Coupling; 1/2"	EA	0.03
5214-34	PVC Coupling; 3/4"	EA	0.04
5214-1	PVC Coupling; 1"	EA	0.07
5214-114	PVC Coupling; 1-1/4"	EA	0.09
5214-112	PVC Coupling; 1-1/2"	EA	0.13
5214-2	PVC Coupling; 2"	EA	0.16
5214-2-N	Notched PVC Coupling; For LP Wire to Thru Roof Connection; 2"	EA	0.15
5214-3	PVC Coupling; 3"	EA	0.48
5214-4	PVC Coupling; 4"	EA	0.75



Item #5214-12

### PVC 90 Degree Elbow with Plain End (EC-CON-01-05)

allG offers PVC 90-degree Elbows which allow routing changes of cables in a conduit or pipe. The elbow bends are pre-formed, without the use of a PVC hot box, to save time and labor costs on the jobsite. The interior walls are smooth instead of corrugated to make pulls and cable feeds fast and easy.

Item #	Description	Unit	Wt (lb)
5216-12	90 Degree Elbow; Schedule 40 PVC; Standard radius (4"); Plain ends; 1/2"	EA	0.16
5216-34	90 Degree Elbow; Schedule 40 PVC; Standard radius (4-1/2"); Plain ends; 3/4"	EA	0.23
5216-1	90 Degree Elbow; Schedule 40 PVC; Standard radius (5-3/4"); Plain ends; 1"	EA	0.40
5216-114	90 Degree Elbow; Schedule 40 PVC; Standard radius (7-1/4"); Plain ends; 1-1/4"	EA	1.20
5216-112	90 Degree Elbow; Schedule 40 PVC; Standard radius (8-1/4"); Plain ends; 1-1/2"	EA	0.85
5216-2	90 Degree Elbow; Schedule 40 PVC; Standard radius (9-1/2"); Plain ends; 2"	EA	0.93
5216-2-24	90 Degree Elbow; Schedule 40 PVC; 24" radius; Plain ends; 2"	EA	2.06
5216-2-36	90 Degree Elbow; Schedule 40 PVC; 36" radius; Plain ends; 2"	EA	3.80
5216-3	90 Degree Elbow; Schedule 40 PVC; Standard radius (13"); Plain ends; 3"	EA	5.03
5216-3-24	90 Degree Elbow; Schedule 40 PVC; 24" radius; Plain ends; 3"	EA	6.10
5216-3-36	90 Degree Elbow; Schedule 40 PVC; 36" radius; Plain ends; 3"	EA	8.70
5216-4	90 Degree Elbow; Schedule 40 PVC; Standard radius (16"); Plain ends; 4"	EA	7.48
5216-4-24	90 Degree Elbow; Schedule 40 PVC; 24" radius; Plain ends; 4"	EA	9.00
5216-4-36	90 Degree Elbow; Schedule 40 PVC; 36" radius; Plain ends; 4"	EA	12.80
5216-6	90 Degree Elbow; Schedule 40 PVC; Standard radius (30"); Plain ends; 6"	EA	22.00
5216-1-80	90 Degree Elbow; Schedule 80 PVC; Standard radius (5-3/4"); Plain ends; 1"	EA	0.48
5216-114-80	90 Degree Elbow; Schedule 80 PVC; Standard radius (7-1/4"); Plain ends; 1-1/4"	EA	0.80
5216-2-80	90 Degree Elbow; Schedule 80 PVC; Standard radius (9-1/2"); Plain ends; 2"	EA	1.80
5216-2-36-80	90 Degree Elbow; Schedule 80 PVC; 36" radius; Plain ends; 2"	EA	5.20
5216-3-80	90 Degree Elbow; Schedule 80 PVC; 24" radius; Plain ends; 3"	EA	8.79
5216-3-36-80	90 Degree Elbow; Schedule 80 PVC; 36" radius; Plain ends; 3"	EA	11.70
5216-4-36-80	90 Degree Elbow; Schedule 80 PVC; 36" radius; plain ends; 4"	EA	17.70



Item #5216-12

### PVC 45 Degree Elbow with Plain End (EC-CON-01-06)

allG offers 45-degree PVC Elbows that are designed with a belled end, and suitable for applications reaching up to 122-degrees Fahrenheit. They are UL listed and suitable for above ground, buried, or concrete-encased applications.

Item #	Description	Unit	Wt (lb)
5215-12	45 Degree Elbow; Schedule 40 PVC; Standard radius (4"); Plain ends; 1/2"	EA	0.07
5215-34	45 Degree Elbow; Schedule 40 PVC; Standard radius (4-1/2"); Plain ends; 3/4"	EA	0.11
5215-1	45 Degree Elbow; Schedule 40 PVC; Standard radius (5-3/4"); Plain ends; 1"	EA	0.18
5215-114	45 Degree Elbow; Schedule 40 PVC; Standard radius (7-1/4"); Plain ends; 1-1/4"	EA	0.33
5215-112	45 Degree Elbow; Schedule 40 PVC; Standard radius (8-1/4"); Plain ends; 1-1/2"	EA	0.35
5215-2	45 Degree Elbow; Schedule 40 PVC; Standard radius (9-1/2"); Plain ends; 2"	EA	0.53
5215-3	45-Degree Elbow; Schedule 40 PVC; Standard radius (13"); Plain ends; 3"	EA	2.52
5215-4	45 Degree Elbow; Schedule 40 PVC; Standard radius (16"); Plain ends; 4"	EA	3.93



Item# 5215-12

### PVC Reducer Coupling (EC-CON-01-07)

allG offers PVC Reducer Couplings that feature socket PVC pipe fittings that are NSF listed, 140-degrees Fahrenheit working temperature, UV resistance of PVC pipe and fittings, and a white water-based latex paint. Available in a variety of reductions for all your reduction needs!

Item #	Description	Unit	Wt (lb)
5217-112	PVC Reducer Coupling; 1" to 1/2"	EA	0.04
5217-134	PVC Reducer Coupling; 1" to 3/4"	EA	0.03
5217-1141	PVC Reducer Coupling; 1-1/4" to 1"	EA	0.04
5217-112114	PVC Reducer Coupling; 1-1/2" to 1-1/4"	EA	0.04
5217-32	PVC Reducer Coupling; 3" to 2"	EA	0.56
5217-43	PVC Reducer Coupling; 4" to 3"	EA	0.96



Item #5217-43

### PVC End Caps (EC-CON-01-08)

allG offers PVC End Caps, perfect for keeping debris out of the conduit. allG's end caps meet NEMA TC3 requirements and are easy to install.

Item #	Description	Unit	Wt (lb)
5210-12	PVC End Cap; 1/2"	EA	0.02
5210-34	PVC End Cap; 3/4"	EA	0.05
5210-1	PVC End Cap; 1"	EA	0.07
5210-114	PVC End Cap; 1-1/4"	EA	0.10
5210-112	PVC End Cap; 1-1/2"	EA	0.13
5210-2	PVC End Cap; 2"	EA	0.25
5210-212	PVC End Cap; 2-1/2"	EA	0.33
5210-3	PVC End Cap; 3"	EA	0.60
5210-4	PVC End Cap; 4"	EA	0.83



Item #5210-12

### PVC Cement & Cleaner (EC-CON-01-09)

allG offers PVC Cement and Cleaner to handle a variety jobsite needs. The PVC Cement is specially formulated to bond PVC pipe and fittings. It works by softening pipe and fitting surfaces to create a strong bond. Also included is a dauber stem for easy application. The regular-bodied solvent cement features excellent gap-filling qualities and is compatible with PVC piping systems. It can be used for potable water, pressure and drain, waste and vent piping, and is compatible with Schedule 40 and Schedule 80 pipe. The PVC Cleaner removes surface dirt, grease, and grime. It is clear, flows freely, and evaporates quickly. Apply at temperatures 40-100 degrees Fahrenheit.



Item# 5208



Item# 5209

Item #	Description	Unit	Wt (lb)
5208	PVC Cement; Quart (32 oz)	EA	2.20
5209	PVC Cleaner; Quart (32 oz)	EA	1.90

### PVC Conduit Body (EC-CON-01-10)

allG offers PVC L-Shaped (LB) and Thru-body (Type C) Conduit Bodies for easy access and pulling of wires through conduit a run. These conduit bodies are ideal for use with Schedule 40 and Schedule 80, non-metallic solvent weld fittings. It is also rust and corrosion resistant.

Item #	Description	Unit	Wt (lb)
5225-C-112	Type C Conduit Body; PVC; 1-1/2"	EA	0.90
5225-LB-1	Type LB Conduit Body; PVC; 1"	EA	0.41
5225-LB-114	Type LB Conduit Body; PVC; 1-1/4"	EA	0.69
5225-LB-112	Type LB Conduit Body; PVC; 1-1/2"	EA	0.76
5225-LB-2	Type LB Conduit Body; PVC; 2"	EA	1.43
5225-LB-3	Type LB Conduit Body; PVC; 3"	EA	3.70
5225-LB-4	Type LB Conduit Body; PVC; 4"	EA	4.88
5225-LL-1	Type LL Conduit Body; PVC; 1"	EA	N/A




Item #5225-LB-1

### Conduit Support Bracket (EC-CON-01-12)

allG offers Conduit Brackets which provide an excellent means for supporting conduit. allG's brackets are galvanized and easy to install, with lasting durability and versatility. Made in the USA.

Item #	Description	Unit	Wt (lb)
CSH-14GAG-416.5	4" x 16.5" x 14ga Galvanized Steel Conduit Support Hanger with (2) Flanges, Includes (10) 1-9/32" Holes and (6) 1/4" Mounting holes	EA	2.40
CSH-14GAG-417	4" x 17" x 14ga Galvanized Steel Conduit Support Hanger Includes (1) 1/8" Mounting hole	EA	1.93
CSH-14GAG-421	4" x 21" x 14ga Galvanized Steel Conduit Support Hanger Includes (1) 3/16" Mounting hole	EA	2.31
CSP-18GAG-44-1	4" x 4" x 18ga Galvanized Steel Conduit Support Plate Includes (4) 1", (1) 3/4" and (2) 1/4" holes	EA	0.18
CSP-18GAG-44-114	4" x 4" x 18ga Galvanized Steel Conduit Support Plate Includes (4) 1-1/4" and (3) 7/16" holes	EA	0.18
CSP-18GAG-475-114	Conduit Support Plate; Galvanized steel; Includes (4) 1-1/4" & (3) 7/16" holes; 4-3/4" x 4-3/4" x 18ga	EA	0.25
CSP-18GAG-66-112	6" x 6" x 18ga Galvanized Steel Conduit Support Plate Includes (4) 1-1/2" and (1) 7/16" hole	EA	0.43
CSP-18GAG-66-2	6" x 6" x 18ga Galvanized Steel Conduit Support Plate Includes (4) 2" and (1) 7/16" hole	EA	0.41
CSP-18GAG-88-112	8" x 8" x 18ga Galvanized Steel Conduit Support Plate Includes (6) 1-1/2" and (1) 7/16" hole	EA	0.69



Item #CSH-14GAG-417



Item #CSH-14GAG-416.5

### Rigid Metal Grounding Insulated Bushings (EC-CON-02-17)

allG offers Grounding Insulated Bushings that include an aluminum lug and are ideal for use with rigid conduit and IMC. The plastic liner is durable and will not chip, crack, swell, or shrink. It resists corrosion, chemicals, and temperature extremes. The bushings are UL listed for use with copper or aluminum grounding conductors.

Item #	Description	Unit	Wt (lb)
5270-1-GB	Grounding Insulated Bushing; malleable; 1"	EA	0.20
5270-2-GB	Grounding Insulated Bushing; malleable; up to 1/0 lug; 2"	EA	0.30
5270-3-GB	Grounding Insulated Bushing; Malleable; Up to 1/0 lug; 3"	EA	0.70
5270-4-GB	Grounding Insulated Bushing; malleable; up to 1/0 lug; 4"	EA	1.00



Item #5270-4-GB

### Rigid Metal Lock Rings (EC-CON-02-10)

allG offers Rigid Metal Lock Rings used to prevent components from becoming loose during rotation.

Item #	Description	Unit	Wt (lb)
5270-12-LR	Lock Ring Nut; Steel; 1/2"	EA	0.10
5270-34-LR	Lock Ring Nut; Steel; 3/4"	EA	0.02
5270-1-LR	Lock Ring Nut; Steel; 1"	EA	0.10
5270-114-LR	Lock Ring Nut; Steel; 1-1/4"	EA	0.10
5270-112-LR	Lock Ring Nut; Steel; 1-1/2"	EA	0.10
5270-2-LR	Lock Ring Nut; Steel; 2"	EA	0.10
5270-212-LR	Lock Ring Nut; Steel; 2-1/2"	EA	0.14
5270-3-LR	Lock Ring Nut; Steel; 3"	EA	0.20
5270-4-LR	Lock Ring Nut; Steel; 4"	EA	0.30
5270-6-LR	Lock Ring Nut; Steel; 6"	EA	0.40



Item #5270-12-LR

### Conduit Straps - 1 Hole (EC-CON-02-11)

allG offers 1-Hole Conduit Straps that are designed to support Schedule 40 and Schedule 80 steel sized piping or tubing in a horizontal position from sides of structural members. Stainless steel hangers are recommended for applications where corrosion is possible.

Item #	Description	Unit	Wt (lb)
5270-12-SS-1HS	Conduit Strap; Stainless steel; 1-hole; 1/2"; 25/bag	EA	0.05
5270-34-SS-1HS	Conduit Strap; Stainless steel; 1 hole; 3/4"; 25/bag	EA	0.05
5270-1-SS-1HS	Conduit Strap; 1 hole; Stainless steel; 1"; 25/bag	EA	0.10
5270-112-SS-1HS	Rigid Metal Conduit Strap; 1-1/2"; Stainless steel; One hole; 50/bag	EA	0.15
5270-34-1HS	Rigid Metal Conduit; 1 hole strap; 3/4"	EA	0.05
5270-2-1HS	Rigid Metal Conduit Strap; 1 hole; 2"	EA	0.30
5270-3-1HS	Rigid Metal Conduit Strap; Zinc plated steel; 1-hole; 3"	EA	0.60



Item #5270-12-SS-1HS

### Conduit Straps - 2 Hole (EC-CON-02-2HLSTRP)

allG offers 2-Hole Conduit Straps that are designed to secure EMT conduit to wood, masonry, or similar surfaces.

Item #	Description	Unit	Wt (lb)
5270-12-2HS	Rigid Metal Conduit; 2 hole strap; 1/2"	EA	0.10
5270-34-2HS	Rigid Metal Conduit; 2 hole strap; 3/4"	EA	0.10
5270-1-2HS	Rigid Metal Conduit; 2 hole strap; 1"	EA	0.10
5270-2-2HS	Rigid Metal Conduit; 2 hole strap; 2"	EA	0.10
5270-3-2HS	Rigid Metal Conduit; 2 hole strap; 3"	EA	0.30
5270-12-SS-2HS	Rigid Metal Conduit Strap; 1/2"; Stainless Steel; Two hole	EA	0.03
5270-34-SS-2HS	Rigid Metal Conduit Strap; 3/4"; Stainless Steel; Two hole	EA	0.30



### Rigid Metal Conduit - Plastic Bushings (EC-CON-02-14)

allG offers Plastic Bushings that are ideal for use on threaded, rigid, or IMC conduits to prevent wires from being damaged as they pass through the end of the conduit. They have a 105-degree Celcius rating.

Item #	Description	Unit	Wt (lb)
5270-12-PB	Plastic Conduit Bushing; 1/2"	EA	0.10
5270-34-PB	Plastic Conduit Bushing; 3/4"	EA	0.01
5270-1-PB	Plastic Conduit Bushing; 1"	EA	0.10
5270-114-PB	Plastic Conduit Bushing; 1-1/4"	EA	0.10
5270-112-PB	Plastic Conduit Bushing; 1-1/2"	EA	0.10
5270-2-PB	Plastic Conduit Bushing; 2"	EA	0.10
5270-212-PB	Plastic Conduit Bushing; 2-1/2"	EA	0.06
5270-3-PB	Plastic Conduit Bushing; 3"	EA	0.10
5270-4-PB	Plastic Conduit Bushing; 4"	EA	0.20
5270-6-PB	Plastic Conduit Bushing; 6"	EA	0.35



Item #5270-12-PB

### Rigid Metal - Weather Heads (EC-CON-02-16)

allG offers Weather Heads that are designed for service masts of threaded or unthreaded rigid conduit, IMC, or EMT.

Item #	Description	Unit	Wt (lb)
5270-2-WH	Service Entrance Conduit Cap Weather Head; 2"	EA	1.40
5270-3-WH	Service Entrance Cap Weather Head; 3"	EA	5.36
5270-4-WH	Service Entrance Conduit Cap Weather Head; 4"	EA	7.00



Item #5270-2-WH

### EMT Conduit (EC-CON-03)

allG offers EMT (Electrical Metallic Tubing) Conduit which provides easy bending, cutting, and joining while resisting flattening, kinking, and splitting. This creates smooth, continuous raceways for fast wire pulling.

Item #	Description	Unit	Wt (lb)
5223-EMT-12	EMT Conduit; 1/2" x 10' length	EA	3.00
5223-EMT-34	EMT Conduit; 3/4" x 10' length	EA	4.60
5223-EMT-1	EMT Conduit; 1" x 10' length	EA	6.70
5223-EMT-114	EMT Conduit; 1-1/4" x 10' length	EA	10.10
5223-EMT-112	EMT Conduit; 1-1/2" x 10' length	EA	11.60
5223-EMT-2	EMT Conduit; 2" x 10' length	EA	14.80
5223-EMT-212	EMT Conduit; 2-1/2" x 10' length	EA	21.60
5223-EMT-3	EMT Conduit; 3" x 10' length	EA	28.94
5223-EMT-312	EMT Conduit; 3-1/2" x 10' length	EA	N/A
5223-EMT-4	EMT Conduit; 4" x 10' length	EA	39.30



EMT Conduit

### EMT Conduit - Elbows (EC-CON-90DE)

allG offers EMT (Electrical Metallic Tubing) Conduit in a 45 & 90 Degree Elbow to provide easy cutting and joining while resisting flattening, kinking, and splitting. This creates smooth, continuous raceways for fast wire pulling.

Item #	Description	Unit	Wt (lb)
5223-EMT-3-45	EMT Conduit Elbow; 3"; 45 degree; 13" radius; 17-1/2" off-set; 3-1/8" straight	EA	4.38
5223-EMT-2-90	EMT Conduit Elbow; 2" 90 degree; 9-1/2" radius; 14" offset; 2" straight	EA	2.96
5223-EMT-3-90	EMT Conduit Elbow; 3"; 90 degree; 13" radius; 18-3/4" offset; 3-1/8" straight	EA	7.01
5223-EMT-4-90	EMT Conduit Elbow; 4"; 90 degree; 16" radius; 23-3/8" offset; 3-3/8" straight	EA	13.10



EMT Elbows

### EMT Conduit Couplings (EC-CON-03a)

allG offers EMT Conduit Couplers for a variety of jobsite needs! They are galvanized steel and made to safely join two pieces of EMT conduit for indoor use. UL and CSA listed.

Item #	Description	Unit	Wt (lb)
5223-CPL-12	EMT Conduit Coupling; Galvanized; 1/2"	EA	0.10
5223-CPL-34	EMT Conduit Coupling; Galvanized; 3/4"	EA	N/A
5223-CPL-1	EMT Conduit Coupling; Galvanized; 1"	EA	0.23



Item #5223-CPL-34

### EMT Conduit Couplings - Concrete Tight (EC-CON-CPL-CONCRETE)

Item #	Description	Unit	Wt (lb)
5223-CTCPL-2	EMT Compression Coupling; 2"; Zinc-plated steel; Concrete-tight; RoHS compliant; UL 514B, UL listed file E200730, NEMA FB-1, Federal specification W-F-408E	EA	0.79
5223-CTCPL-3	EMT Compression Coupling; 3"; Zinc die-cast; Concrete-tight; UL 5148, UL File E172239, ANSI/NEMA FB-1, C-UL listed for Canada, Federal Specification A-A-50553A	EA	2.63
5223-CTCPL-4	EMT Compression Coupling; 4"; Zinc die-cast; Concrete-tight; UL 5148, UL File E172239, ANSI/NEMA FB-1, C-UL listed for Canada, Federal Specification A-A-50553A	EA	3.93



### Liquid Tight, Metallic, Flexible Conduit (EC-CON-FC-M)

allG offers Liquid Tight, Metallic, Flexible Conduit that provides superior wire protection in harsh, damp environments. It is nonconductive, noncorrosive, and resistant to oil acid; ozone; and alkaline. , It is easy to handle, transport and install. This conduit is ideal for industrial, air conditioning, heating, and outdoor lighting applications. It also meets UL standard 514B.

Item #	Description	Unit	Wt (lb)
5226M-34-100	Flexible Conduit; Metallic; 3/4"; 100 ft/roll	FT	N/A



5226M-34-100

### Flexible, Steel Conduit (EC-CON-FLEXST)

allG offers Flexible Steel Conduit for your jobsite solutions.

Item #	Description	Unit	Wt (lb)
5227-38-100	Flexible Conduit; Steel; 3/8" x 100 ft roll	FT	0.17
5227-12	Flexible Conduit; Steel; 1/2"; 100 ft/roll	FT	0.24
5227-12-90	Flexible Conduit Fitting; 90 Degree for Steel Flex; Die Cast; Size 1/2"	EA	0.10
5227-12-SC	Flexible Conduit Fitting; Straight for Steel Flex; Die Cast; Size 1/2"	EA	0.16



Item #5227-12-90



Item #5227-12-SC

### Inner Duct (EC-CON-04)

allG offers Inner Duct made of High Density Polyethylene (HDPE) for running fibers optics.

Item #	Description	Unit	Wt (lb)
5228-34-O	HDPE Innerduct; 3/4"; Orange; With pull string; Single wall; Average ID .774"; Average OD 1.06"; 500 ft/roll	FT	0.13
5228-114-O-50	HDPE Innerduct; 1-1/4"; Orange; With pull string; Single wall; Average ID 1.36"; Average OD 1.65"; 50' coil	FT	0.18
5228-114-O	HDPE Innerduct; 1-1/4"; Orange; With pull string; Single wall; Average ID 1.36"; Average OD 1.65"	FT	0.18
5228-112-O-500	HDPE Innerduct; 1-1/2"; Orange; With pull string; Single wall; Average ID 1.590"; Average OD 1.890"; 500 ft/ roll	FT	0.23
5228-112-O-750	HDPE Innerduct; 1-1/2"; Orange; With pull string; Single wall; Average ID 1.590"; Average OD 1.890"; 750 ft/ roll	FT	0.23
5228-112-W-500	HDPE Innerduct; 1-1/2"; White; With pull string; Single wall; Average ID 1.590"; Average OD 1.890"; 500 ft/roll	FT	0.23



Item #5228-114-O

### Telco Boxes (EC-TELEC-01)

allG offers Telco Boxes that carry a NEMA 3R rating and come with a hinged cover. The telco boxes are offered with a T-handle or padlock and wooden backboard. allG also offers the Telco box only.

Item #	Description	Unit	Wt (lb)
5950-242412-THWBB	Telco Box; 24" W x 24" H x 12" D; Hinged cover; NEMA 3R rated; Includes installed locking T-handle & wooden backboard	EA	75.00
5950-303012-THWBB	Telco Box; 30" W x 30" H x 12" D; Hinged cover; NEMA 3R rated; Includes installed locking T-handle & wooden backboard	EA	93.00
5950-303612-THWBB	Telco Box; 30" W x 36" H x 12" D; Hinged cover; NEMA 3R rated; Includes installed locking T-handle & wooden backboard	EA	115.00
5950-303618-THWBB	Telco Box; 30" W x 36" H x 18" D; Hinged cover; NEMA 3R rated; Includes installed locking T-handle & wooden backboard	EA	130.00
5950-363612-THWBB	Telco Box; 36" W x 36" H x 12" D; Hinged cover; NEMA 3R rated; Includes installed locking T-handle & wooden backboard	EA	125.00
5950-364812-THWBB	Telco Box; 36" W x 48" H x 12" D; Hinged cover; NEMA 3R rated; Includes installed locking T-handle & wooden backboard	EA	179.00
5950-484812-THWBB	Telco Box; 48" W x 48" H x 12" D; Double hinged doors; NEMA 3R rated; Includes installed locking T-handle & wooden backboard	EA	256.07
5950-484816-THWBB	Telco Box; 48" W x 48" H x 16" D; Double hinged doors; NEMA 3R rated; Includes installed locking T-handle & wooden backboard	EA	279.32



Item# 5950-24246-THWBB

### Telco Box Backboards (EC-TELEC-TBB)

allG offers Telco Box Backboards which are pre-drilled for easy jobsite installation. These backboards are made from 3/4" plywood for lasting durability. Available in a variety of sizes, you are sure to get the backboard you need!

Item #	Description	Unit	Wt (lb)
5950-1818-WBB	Backboard; pre-drilled; 3/4" plywood; for ALT Part #5950-181818 Telco box	EA	2.86
5950-2424-WBB	Backboard; pre-drilled; 3/4" plywood; for ALT Part #5950-242412 fiberglass telco box	EA	5.60
5950-3030-WBB	Backboard; pre-drilled; 3/4" plywood; for ALT Part #5950-303012 Telco box	EA	9.30
5950-3036-WBB	Backboard; pre-drilled; 3/4" plywood; for ALT Part #5950-303612 Telco box	EA	11.40
5950-3636-WBB	Backboard; pre-drilled; 3/4" plywood; for ALT Part #5950-363612 Telco box	EA	13.90
5950-3648-WBB	Backboard; pre-drilled; 3/4" plywood; for ALT Part #5950-364812 Telco box	EA	19.00
5950-4848-WBB	Backboard; pre-drilled; 3/4" plywood; for 48" x 48" Telco box	EA	22.00



### Lock Boxes (EC-TELEC-LB)

allG offers the only Lock Box to deter theft or damage and prevent downtime, loss of revenue, and costly repairs to your valuable cable. This easy-to-install, all-steel security box is easily implemented into existing sites or new installs. Constructed to withstand outdoor conditions and made in the USA, with your provided lock, you can rest assured your expensive site equipment is safe and sound. Make sure you grab a padlock (allG Part #5363).

Item #	Description	Unit	Wt (lb)
5950-212512-LB	Lock Box Designed to Secure a Ray Cap Box; 21" W x 25" H x 12-11/16" D; Double hinged Security Cover; Fits 2-3/8" O.D. thru 3-1/2" O.D. Pipe; U-Bolt Kits Sold Separately.	EA	40.00



Closed View



Open View




### Telco & Lock Box Accessories (EC-TELEA)

allG offers Telco & Lock Box Accessories for all your needs! From ground bars to locks, allG has you covered! The Isolated Ground Bar is made from high conductivity copper. The base is made from high strength, glass-filled polyester. It accommodates 7 circuits of copper wire ranging from 2 - 14 gauge.

Item #	Description	Unit	Wt (lb)
3899	Isolated Copper Ground Bar with polyester base	EA	0.31
5950-FAN	Telco Muffin Fan; 115v	EA	1.10
5950-CORD	Telco Fan Cord; 2' length 45 deg; 2; C90; UL Listed, CSA Certified; blunt cut	EA	0.10
5950-GUARD	Telco Fan Guard	EA	0.10
5950-VENT	Vent for Telco Box	EA	1.90
5950-TH	Locking T-Handle; For Telco boxes	EA	0.43
5950-PLH	Padlock Handle for Telco Boxes; for use with Type 3R double-door enclosures; designed to fit existing 3-pt locking rod & cam assembly; handle is steel with a bright plated finish	EA	0.51
5345	Master® Safety Lockout Padlocks; Xenoy; black; 1-3/4" length	EA	0.30
5363	Master Padlock; 1-5/16" x 1/2" x 1-9/16"; Vinyl covered brass; Hardened steel shackle; Double locking	EA	0.20
5981-LO-112DIT	Lockout Tab; 1-1/2" diameter; Double interlocking hasp with interlocking tabs; Red vinyl plastic-coated body with (6) locking holes; Ideal for locking disconnects, switches, & panel boxes	EA	N/A



Item #5950-TH



Item #3899

### Junction Boxes - NEMA 3R (EC-TELEC-02)

allG offers NEMA 3R Junction Boxes that are ideal for outdoor use, primarily to provide a degree of protection against falling rain or sleet. They are durable and provide protection in outdoor applications against rain, sleet and snow, or indoors against dripping water. This style of electrical enclosure can be used as a wiring box, junction box or pull box in commercial and general industrial applications requiring an industrial cabinet or NEMA enclosure. Note: Knockouts are not provided on Junction Boxes.

Item #	Description	Unit	Wt (lb)
5955-12x12x6	Junction Box; Galvanized steel; Screw cover; No knockouts; NEMA 3R rated; UL listed, Type 1; ANSI 61 gray acrylic electrocoat finish; 12" W x 12" H x 6" D	EA	10.10
5955-12x12x8	Junction Box; Galvanized steel; Screw cover; No knockouts; NEMA 3R rated; UL listed, Type 1; ANSI 61 gray acrylic electrocoat finish; 12" W x 12" H x 8" D	EA	11.52
5955-18x18x8	Junction Box; Galvanized steel; Screw cover; No knockouts; NEMA 3R rated; UL listed, Type 1; ANSI 61 gray acrylic electrocoat finish; 18" W x 18" H x 8" D	EA	24.00
5955-24x24x12	Junction Box; Galvanized steel; Screw cover; No knockouts; NEMA 3R rated; UL listed, Type 1; ANSI 61 gray acrylic electrocoat finish; 24" W x 24" H x 12" D	EA	44.00



Item# 5955-12X12X6

### Junction Boxes - NEMA 3R PVC (EC-TELEC-03)

allG offers PVC NEMA 3R Junction Boxes that are ideal for outdoor use, primarily to provide a degree of protection against falling rain or sleet. They are durable and provide protection in outdoor applications against rain, sleet and snow, or indoors against dripping water. This style of electrical enclosure can be used as a wiring box, junction box, or pull box in commercial and general industrial applications requiring an industrial cabinet or NEMA enclosure. Knockouts are not provided on Junction Boxes. allG also offers a complete Mounting Kit (allG Part #5255-MNT-KIT) for your convenience (sold separately).

Item #	Description	Unit	Wt (lb)
5255-6X6X6	Junction Box (J-Box); PVC; 6" W x 6" H x 6" D; NEMA 3R rated	EA	3.40
5255-12X12X6	Junction Box (J-Box); PVC; 12" W x 12" H x 6" D; NEMA 3R rated	EA	9.18
5255-12X12X8	Junction Box (J-Box); PVC; 12" W x 12" H x 8" D; NEMA 3R rated	EA	10.00
5255-MNT-KIT	Mounting Kit for ALT Part #5255-* PVC Junction Boxes; Includes (2) 1/4" x 4" x 60" steel mount bars; 3/8" x 72" stainless steel all thread; 3/8" x 24" stainless steel all thread; (4) 14 ga 1-5/8" slot channel strut; (16) 1-5/8" plastic end caps; (24) 3/8" spring nuts; (24) 3/8" x 1-1/4" stainless steel bolts; (40) 3/8" x 7/8" OD stainless steel washer; (40) 3/8" stainless steel lockwashers	EA	98.50



Item #5255-12x12x6

## Fiberglass Enclosures (EC-FE)

allG offers Fiberglass Enclosures to protect your valuable jobsite materials. Easy-to-install and secure, your materials will be protected in both inside and outside conditions.

Item #	Description	Unit	Wt (lb)
5906-242410	Fiberglass Enclosure; 24" W x 24" H x 10" D; NEMA 4X rated; Allied Moulded Products (AM242410RL); raised, quick-release latch hinged cover	EA	26.00
5906-363616	Fiberglass Enclosure; 36" W x 36" H x 16" D; NEMA 4X rated; Allied Moulded Products (AM363616RL); twist latch cover	EA	77.00
5906-242410-WBB	Fiberglass Enclosure; 24" W x 24" H x 10" D; NEMA 4X rated; Allied Moulded Products (AM242410RL); raised, quick-release latch hinged cover w/ wooden backboard	EA	32.00



Item #5906-242410

## Channel Strut (EC-PTR-04)

allG offers Channel Strut made of steel as an economical solution for virtually any electrical, mechanical, and industrial support application. It provides strength and stability to various support system applications and it is reusable, which saves time and labor.


Item #	Description	Unit	Wt (lb)
2171	Channel Strut; Galvanized; 9/16" slot holes on 2" centers; 14 gauge; 1-5/8" x 13/16" x 10'	EA	14.00
2176-2	Channel Strut; Galvanized; 14 gauge; 9/16" slot holes on 2" centers; 1-5/8" x 1-5/8" x 24" (2')	EA	2.80
2176-5	Channel Strut; Galvanized; 14 gauge; 9/16" slotted holes on 2" centers; 1-5/8" x 1-5/8" x 5'	EA	7.00
2176-8	Channel Strut; Galvanized; 14 gauge; 9/16" slotted holes on 2" centers; 1-5/8" x 1-5/8" x 8'	EA	11.20
2176	Channel Strut; 9/16" slot holes on 2" centers; 14 gauge; galvanized; 1-5/8" x 1-5/8" x 10'	EA	11.64
2176-20	Channel Strut; Galvanized; 14 gauge; 9/16" slotted holes on 2" centers; 1-5/8" x 1-5/8" x 20'	EA	23.28
2170	Channel Strut; Galvanized; No holes; 14 gauge; 1-5/8" x 1-5/8" x 10'	EA	14.42
2175	Channel Strut; Galvanized; 14 gauge; 3/4" holes on 3" centers; 1-5/8" x 1-5/8" x 10'	EA	19.00
2176-PB	Post Base (Foot); For 1-5/8" x 1-5/8" channel strut; Hardware not included	EA	3.68



Channel Strut

## Channel Strut Accessories (EC-PTR-CHNLSRTACC)


Item #	Description	Unit	Wt (lb)
2176-PB	Post Base (Foot); For 1-5/8" x 1-5/8" channel strut; Hardware not included	EA	3.68



## Channel Strut - Conduit Straps (EC-CON-02-13)

allG offers Channel Strut Conduit Straps that are available in both stainless steel and galvanized. They are ideal for use in conjunction with channel strut and to suspend electrical tubes and pipes from the ceiling.

Item #	Description	Unit	Wt (lb)
2189-12	Strut Strap; 1/2"; Galvanized; Fits 0.84" OD pipe; Zinc hardware included	EA	0.10
2189-34	Strut Strap; 3/4"; Galvanized; Fits 1.05" OD pipe; Zinc hardware included	EA	0.15
2189-1	Strut Strap; 1"; Galvanized; Fits 1-5/16" OD pipe; Zinc hardware included	EA	0.15
2189-114	Strut Strap; 1-1/4"; Galvanized; Fits 1.66" OD pipe; Zinc hardware included	EA	0.20
2189-112	Strut Strap; 1-1/2"; Galvanized; Fits 1.9" OD pipe; Zinc hardware included	EA	0.30
2189-2	Strut Strap; 2"; Galvanized; Fits 2-3/8" OD pipe; Zinc hardware included	EA	0.35
2189-212	Strut Strap; 2-1/2"; Galvanized; Fits 2-7/8" OD pipe; Zinc hardware included	EA	0.35
2189-3	Strut Strap; 3"; Galvanized; Fits 3-1/2" OD pipe; Zinc hardware included	EA	0.45
2189-312	Strut Strap; 3-1/2"; Galvanized; Fits 4" OD pipe; Zinc hardware included	EA	0.60
2189-4	Strut Strap; 4"; Galvanized; Fits 4-1/2" OD pipe; Zinc hardware included	EA	0.65
2189-12-SS	Strut Strap; 1/2"; Stainless steel; Fits 0.84" OD pipe; Stainless steel hardware included	EA	0.10
2189-34-SS	Strut Strap; 3/4"; Stainless steel; Fits 1.05" OD pipe; Stainless steel hardware included	EA	0.15
2189-1-SS	Strut Strap; 1"; Stainless steel; Fits 1-5/16" OD pipe; Stainless steel hardware included	EA	0.15
2189-114-SS	Strut Strap; 1-1/4"; Stainless steel; Fits 1.66" OD pipe; Stainless steel hardware included	EA	0.15
2189-112-SS	Strut Strap; 1-1/2"; Stainless steel; Fits 1.9" OD pipe; Stainless steel hardware included	EA	0.25
2189-2-SS	Strut Strap; 2"; Stainless steel; Fits 2-3/8" OD pipe; Stainless steel hardware included	EA	0.35
2189-212-SS	Strut Strap; 2-1/2"; Stainless steel; Fits 2-7/8" OD pipe; Stainless steel hardware included	EA	0.35
2189-3-SS	Strut Strap; 3"; Stainless steel; Fits 3-1/2" OD pipe; Stainless steel hardware included	EA	0.45
2189-312-SS	Strut Strap; 3-1/2"; Stainless steel; Fits 4" OD pipe; Stainless steel hardware included	EA	0.55
2189-4-SS	Strut Strap; 4"; Stainless steel; Fits 4-1/2" OD pipe; Stainless steel hardware included	EA	0.65



Item #2189-12

**Channel Strut Spring Nuts** (EC-PTR-HW-02)

allG offers Channel Strut Spring Nuts that are self-aligning and designed to provide resistance to pull-out and side slip in excess of the full strength of the channels with which they are used. These nuts have an electro-galvanized finish and are designed for use with A and C series channels and inserts.

Item #	Description	Unit	Wt (lb)
2191-14	Channel Spring Nut; Electro-galvanized; 1/4"-20	EA	0.07
2191-38	Channel Spring Nut; Electro-galvanized; 3/8"-16	EA	0.09
2191-12	Channel Spring Nut; Electro-galvanized; 1/2"-13	EA	0.12
2191-38SS	Channel Spring Nut; Stainless steel; 3/8"	EA	0.11



Item# 2191-14

**Twirl (Cone) Nuts** (HW-NUT-CONE)

allG offers Twirl Nuts (aka Cone Nuts) for all of your metal framing/strut applications.

Item #	Description	Unit	Wt (lb)
2190-38	Twirl Nut; Gold; 3/8"-16	EA	0.10



Gold Twirl Nut (Channel Strut not included)

**Channel Strut Saddle Nuts** (EC-PTR-HW-04)

allG offers Channel Strut Saddle Nuts as a single part that is ideal for replacing spring nuts and base plates.

Item #	Description	Unit	Wt (lb)
2196-38	Saddle Nut; Electro-galvanized; 3/8"	EA	0.19



Item #2196-38



Typical application

**Channel Strut Galvanized Square Washer** (EC-PTR-HW-05)

allG offers Channel Strut Galvanized Square Washers that connect strut channels to each other as well as to other structures. All angle brackets, hinges, braces, and plates are compatible with 1 5/8" wide strut channel.

Item #	Description	Unit	Wt (lb)
2194-38	Square Washer; Galvanized; 7/16" hole; 1/4" thick x 1-5/8" x 1-5/8"; Fits up to 3/8" bolts	EA	0.20
2194-58	Square Washer; Galvanized; 11/16" hole; 1/4" thick x 1-5/8" x 1-5/8"; Fits up to 5/8" bolts	EA	0.26
2194-12	Square Washer; Galvanized; 9/16" hole; 1/4" thick x 1-5/8" x 1-5/8"; Fits up to 1/2" bolts	EA	0.20



Item# 2194-38

**Channel Strut Plastic End Caps** (EC-PTR-HW-06)

allG offers Channel Strut Plastic End Caps, made from PVC, that are ideal for use with B22/B24 strut.

Item #	Description	Unit	Wt (lb)
2171-EC	Plastic End Cap; 7/8"	EA	0.03
2170-EC	End Cap; Plastic; 1-5/8"	EA	0.04



Item# 2170-EC

## Equipment Platforms with Jack-Up Legs (EC-EPLT-06)

The galvanized steel Equipment Platform includes jack-up legs for platform leveling. Each platform leg provides up to 11" of leg adjustment. Rotating the adjustment bolt at the top of each leg provides the leg adjustments that can be made with or without the equipment cabinets in place. The platform comes complete with mounting hardware and bar grating.

Item #	Description	Unit	Wt (lb)
2110J-44	Equipment Platform; 4' x 4'; Galvanized steel; Ground mounted; (4) jack-up legs	EA	472.00
2110J-48	Equipment Platform; 4' x 8'; galvanized steel; ground mounted; (4) jack-up legs.	EA	686.00
2110J-410	Equipment Platform; 4' x 10'; galvanized steel; ground mounted; (6) jack-up legs	EA	896.00
2110J-414	Equipment Platform; 4' x 14'; galvanized steel; ground mounted; (6) jack-up legs	EA	N/A
2110J-610	Equipment Platform; 6' x 10'; galvanized steel; ground mounted; (6) jack-up legs	EA	988.00
2110J-88	Equipment Platform; 8' x 8'; galvanized steel; ground mounted; (6) jack-up legs; includes holes in side channel to fit 2110JC-88-LIER canopy	EA	N/A
2110J-810	Equipment Platform; 8' x 10'; galvanized steel; ground mounted; (6) jack-up legs	EA	N/A
2110J-814	Equipment Platform; 8' x 14'; galvanized steel; ground mounted; (6) jack-up legs	EA	N/A
2110J-1010	Equipment Platform; 10' x 10'; galvanized steel; ground mounted; (6) jack-up legs	EA	N/A
2110J-1012	Equipment Platform; 10' x 12'; galvanized steel; ground mounted; (6) jack-up legs	EA	N/A
2110J-1015	Equipment Platform; 10' x 15'; galvanized steel; ground mounted; (6) jack-up legs	EA	N/A
2110J-68HD	Equipment Platform; Heavy Duty 6' x 8'; galvanized steel; ground mounted; (4) jack-up legs; breaks down to allow roof access through elevator; no member is over 6' long	EA	N/A
2110JC-88	Equipment Platform Canopy; 8' x 8' Bolt-on Ice Canopy Kit; fits ALT Part #2110J-88 ; includes post and roof frames; 50% roof coverage; perimeter equipment rack and interior equipment rack	EA	960.00
2110JC-88-LIER	8' x 8' Bolt-on Ice Canopy Kit; fits ALT Part #2110J-88 Equipment Platform; includes post and roof frames; 100% roof coverage; perimeter equipment rack; does not include an interior equipment rack	EA	957.57
2110JC-1015	10' x 15' Bolt-on Ice Canopy Kit; fits ALT Part #2110J-1015 Equipment Platform	EA	N/A
2110JWIC-88	8' x 8' Adjustable Platform with Ice Canopy with Unistrut. Includes: Jack up platform with (6) adjustable jack legs and 1" x 1/8" grating (4) 3-1/2" OD Canopy legs (3) Additional 3-1/2" pipe for internal equipment rack (2) 1/4" x 3" x 3" Canopy support angle (2) 24" x 10' grip strut (8) Sticks of unistrut All necessary hardware	EA	N/A
2110JWIC-88-LIER	8' x 8' Adjustable Platform with Ice Canopy with Unistrut less the interior equipment rack Includes: Jack up platform with (6) adjustable jack legs and 1" x 1/8" grating (4) 3-1/2" OD Canopy legs (2) 1/4" x 3" x 3" Canopy support angle (2) 1/4" x 3" x 5" Canopy support angle (4) 24" x 10' grip strut (4) Sticks of unistrut All necessary hardware	EA	N/A
2110JWIC-1015	Equipment Platform; 10' x 15'; galvanized steel; ground mounted; (6) jack-up legs; covered with ice canopy; includes (1) ALT Part #2110J-1015 Equipment Platform & (1) ALT Part #2110JC-1015 Ice Canopy Kit	EA	N/A
2110J-2SK	Two-Step Stair Kit; Fits 2110J-88, 2110J-88HD and 2110J-68HD platforms	EA	58.00
2110J-88EXT-2	Platform Extension Kit; 2' extension; fits 2110J-88 platform; 2' x 8' extension	EA	390.00
2110J-88EXT-4	Platform Extension Kit; 4' extension; fits 2110J-88 platform; 4' x 8' extension	EA	595.00
2110JC-88EXT-2	Ice Canopy Extension Kit; 2' extension; fits 2110JC-88 canopy; 2' x 8' extension	EA	117.00
2110JC-88EXT-4	Ice Canopy Extension Kit; 4' extension; fits 2110JC-88 canopy; 4' x 8' extension	EA	243.00
2110J-68HD-HRKIT	Handrail Kit; handrail kit for 6' x 8' platform without a canopy; fits 2110J-68HD platform; only fits when buying platform without the canopy; kit breaks down to allow roof access through elevator; no member is over 6' long	EA	375.00
2110J-88HRKIT	Handrail Kit; handrail kit for 8' x 8' platform without a canopy; fits 2110J-88, 2110J-88TM or 2110J-88HD platforms; only fits when buying platform without the canopy	EA	385.00
2110JWIC-88HRKIT	Handrail Kit; handrail kit for 8' x 8' platform with a canopy; fits 2110JWIC-88, 2110JWIC-88HD or 2110JWIC-88-LIER platforms; only fits when buying platform with the canopy	EA	375.00
2110JWIC-88-LWU	Lightweight Platform; 8' x 8'; Adjustable top deck height from 18-1/2" to 26-1/2"; Includes: full coverage canopy & equipment rack, (3) unitsrut, & hardware for attachment to uprights on canopy; Light field drilling required	EA	N/A
2110JWIC-88-LWU-EXT	Lightweight 8' x 8' Platform with 4' extension and unistrut kit	EA	N/A
2110JWIC-88-LWU-HRKIT	Handrail kit for lightweight 8x8 platform with canopy. Requires minimal field drilling.	EA	65.00
2110JWIC-1010-LWU-R	10' x 10' lightweight platform with adjustment from 18-1/2" to 26-1/2" top deck height. Includes full coverage R-panel canopy and equipment rack with (3) unitsrut and hardware for attachment to uprights on canopy (light field drilling required)	EA	N/A
2110J-JPL	Jack Pad Leg Assembly W/Hardware	EA	46.41



Item #2110J-48



Item #2110JWIC-1015

### Loadcenter - 120/240V Main Lug (EC-PDE-01)

allG offers Loadcenters that are offered in a variety of configurations. Each Loadcenter carries a NEMA 3R rating.

Item #	Description	Unit	Wt (lb)
5978-100-612ML	Loadcenter; 100A; 6/12 circuit ML; 1 Phase; 120/240V; NEMA 3R	EA	9.40
5978-125-1224ML	Loadcenter; 125A; 12/24 circuit ML; 1 Phase; 120/240V; NEMA 3R	EA	21.00
5978-125-12ML	Loadcenter; 125A; 12 circuit ML; 1 Phase; 120/240V; NEMA 3R	EA	20.40
5978-125-24ML	Loadcenter; 125A; 24 circuit ML; 1 Phase; 120/240V; NEMA 3R	EA	24.00
5978-200-12ML	Loadcenter; 12 circuit ML; 1 Phase; 120/240V; NEMA 3R	EA	27.00
5978-200-30ML	Loadcenter; 200A; 30 circuit ML; 1 Phase; 120/240V; NEMA 3R	EA	32.00



Item# 5978-100-612ML

### Disconnect & Fuse - NEMA Fused (EC-PDE-02)

allG offers NEMA Fused general duty safety switches that are designed for residential and commercial applications where durability and economy are prime considerations. Typical loads are lighting, air conditioning, and appliances. When equipped with fuses, over-current and short circuit protection is also available. The switches are also suitable as service equipment when equipped with a factory-installed neutral assembly or a field-installed equipment grounding kit.

Item #	Description	Unit	Wt (lb)
5979-100-FD-3R	Fused Disconnect; 100A; 250V; 1 Phase; NEMA 3R	EA	32.00
5979-F-100-250V	Time Delay Fuse; 100A; 250V	EA	0.25
5979-200-FD-3R	Fused Disconnect; 200A; 250V; 1 Phase; NEMA 3R	EA	32.00
5979-F-200-250V	Time Delay Fuse; 200A; 250V	EA	1.00



Item# 5979-100-FD-3R

### Circuit Breakers (EC-PDE-03)

allG offers Circuit Breakers that are QO (plug-on) and QOB (bolt-on) one and two-pole thermal-magnetic. They provide overcurrent protection and switching on AC and DC systems. Plug-on QO circuit breakers are for use in QO load centers, NQ and NQOD panelboards, OEM mounting bases, and Speed-D switchboard distribution panels. Bolt-on QOB circuit breakers are for use in NQO and NQOD panelboards.

Item #	Description	Unit	Wt (lb)
5978-15CB-1	Square D Circuit Breaker; 15A; 1 pole; 120V	EA	0.27
5978-20CB-1	Circuit Breaker; 20A; 1 pole; 120V	EA	0.30
5978-20CB-2	Circuit Breaker; 20A; 2 pole; 120V	EA	0.50
5978-20TCB	20A, 1 Pole, 120V Tandem Circuit Breaker.	EA	0.30
5978-30CB-1	Circuit Breaker; 30A; 1 pole; 120V	EA	0.30
5978-30CB-2	Circuit Breaker; 30A; 2 pole; 120V	EA	0.50
5978-40CB-2	Circuit Breaker; 40A; 2 pole; 120V	EA	0.60
5978-50CB-2	Circuit Breaker; 50 AMP; 2 Pole; 120 Volt	EA	0.60
5978-60CB-2	Circuit Breaker; 60A; 2 pole; 120V	EA	0.60
5978-100-MCB-2	Main Circuit Breaker; 100A; 2 pole; 120/240V	EA	1.30
5978-125-MCB-2	Main Circuit Breaker; 125A; 2 pole; 120/240V	EA	1.30
5978-200-MCB-2	Main Circuit Breaker; 200A; 2 pole; 120V	EA	2.60
5970-60CB	Meter Center Circuit Breaker; 60A	EA	0.70
5970-100CB	Meter Center Circuit Breaker; 100A; 2 pole; 10,000 AIR rating	EA	2.70
5978-100CB-2	Circuit Breaker; 100A; 2 pole; 240V; Bolt-on mounting	EA	N/A
5970-200CB	Meter Center Circuit Breaker; 200A, 2 pole; 10,000 AIR rating	EA	2.70



Item# 5978-20CB-2



Item# 5978-20CB-1

### Disconnect Hub - Weatherproof (EC-PDE-04)

allG offers Weatherproof Disconnect Hubs that are designated Rainproof (NEMA 3R rainproof construction), and utilizes bolt-on hubs listed below. The off-center conduit thread openings and elongated mounting holes provide quick and easy adjustment to eliminate costly conduit offsets and bends.

Item #	Description	Unit	Wt (lb)
5979-DH-114	Disconnect Hub; 1-1/4"; weatherproof	EA	0.20
5979-DH-2	Disconnect Hub; 2"; Weatherproof	EA	0.20



Item# 5979-DH-114

**Meter Center Hub** (EC-MC-05)

allG offers a Meter Center Hub that features a standard small RL opening for 2" conduit.

Item #	Description	Unit	Wt (lb)
5950-HUB-2	Disconnect Hub; 2"; For Milbank meterbase	EA	0.20



Item# 5950-HUB-2

**Ground Terminal Strip** (EC-PDE-06)

Item #	Description	Unit	Wt (lb)
5978-GTS-7	Ground Terminal Strip; 7 hole; #12 thru #4 wire	EA	0.10
5978-GTS-15	Ground Terminal Strip; 20 hole; #12 thru #4 wire	EA	0.20



Item# 5978-GTS-7

**Terminal Lugs - 2-Wire** (EC-RGTER-06)

allG offers Terminal Lugs ideal for use with copper or aluminum wire.

Item #	Description	Unit	Wt (lb)
1171-250	Terminal Lug; Tin plated; Universal; 2-conductor; Fits grounding conductor range #6 stranded to 250 MCM stranded	EA	0.19



Item #1171-1/0


**Meter Centers** (EC-MC-01)

allG offers Meter Centers that are NEMA Type 3R construction and meet EUSERC standards. The meter socket jaws are spring reinforced on MP devices, and the stainless steel cover haps and latches meet tough coastal utility sealing requirements. The ringless meters have barrel lock provisions.

Item #	Description	Unit	Wt (lb)
5970-4	Meter Center; 600A; 4 position, NEMA 3R	EA	150.00
5970-5	Meter Center; 800A, 5 position; NEMA 3R	EA	173.00
5970-6	Meter Center; 800A, 6 position; NEMA 3R	EA	173.00
5970-3R	Ringless Meter Center; 400A; 3 position; NEMA 3R	EA	99.00
5970-4R	Ringless Meter Center; 600A; 4 position; 200 amps per position; NEMA 3R	EA	115.00
5970-4RLB	Ringless Meter Center; 600A; 4 position; 225 amps per position; lever bypass; NEMA 3R	EA	267.00
5970-5R	Ringless Meter Center; 800A; 5 position; NEMA 3R	EA	173.00
5970-6R	Ringless Meter Center; 800A; 6 position; NEMA 3R	EA	173.00
5970-6R-HB	Ringless Meter Center; 800A, 6 position with horned bypass; NEMA 3Rtg	EA	155.00



Item# 5970-5



Item #5970-4RLB

**Meter Center Accessories** (EC-MC-02)

allG offers Meter Center Accessories: Aluminum Sealing Rings & Meter Socket Lexan Covers. The rings are compatible with CSED, Meter-Pak, EZM, and Square D individual meters. The covers are designed to cover socket openings and are made from plastic/polycarbon.

Item #	Description	Unit	Wt (lb)
5970-SR	Meter Center; Aluminum sealing ring; Screw Type	EA	0.10
5970-C	Meter Socket Lexan Cover	EA	0.20



Item #5970-SR



Item #5970-C

**Meter Can - Overhead Ringless** *(EC-MC-04)*

allG offers Ringless Meter Cans that are light gray and feature electrostatically applied powder paint that offers a durable, non-fading finish.

Item #	Description	Unit	Wt (lb)
5950-CAN-125	Ringless Meter Can; 125A overhead	EA	6.50
5950-CAN-200	Ringless Meter Can; 200A overhead/under ground combination	EA	9.70
5950-CAN-200-LBP	Ringless Meter Can; 200A overhead/under ground combination; With lever by-pass	EA	22.00



Item #5950-CAN-125



Back view of item #5950-CAN-125

**Gutter - NEMA 3R** *(EC-GUTT-01)*

allG offers NEMA 3R Gutters in various lengths that are designed for outdoor or indoor installations. They protect wiring against outside rain, sleet, snow, or indoors against dripping water. The drip shield top and smooth seamless sides, front, and back prevent the elements from entering the enclosure. allG also offers the Gutter Support Bracket.

Item #	Description	Unit	Wt (lb)
5956-12X12X48	Gutter; NEMA 3R; Utility specification; 12" x 12" x 48"	EA	45.00
5956-12x12x72	Gutter; NEMA 3R; Utility specification; 12" x 12" x 72"	EA	71.00
5956-12x12x96	Gutter; NEMA 3R; Utility specification; 12" x 12" x 96"	EA	85.00
5956-12x12x120	Gutter; NEMA 3R; Utility specification; 12" x 12" x 120"	EA	110.00
5956-SUPPORT	Gutter Support Bracket; galvanized steel; 3/16" x 2"	EA	2.51



Item #5956-12x12x72

**Distribution Block - Three Pole** *(EC-GUTT-02)*

allG offers a Distribution Block - Three Pole that include the following features: 600 V, 860 Ampere, 3 Pole, 2 Primary Openings Per Pole, 4 Awg To 500 Kcmil Primary Opening Wire Size, 4 Secondary Openings Per Pole, 6 To 4/0 Awg Secondary Opening Wire Size, Conductor Material Copper/Aluminum, and Bdbcover1 Cover.



Item# 5935

**Multi-Port Connector - Insulated** *(EC-GUTT-03)*

allG offers Multi-Port Connectors that are insulated and have single-sided entry. They fit wire sizes from #4 to 600 MCM.



Item# 1190-4-600

## Tape - Electrical (EC-TAPE-01)

allG offers Tape in a variety of colors and uses. The electrical tapes for splicing and insulating wires up to 600V. These tapes are UL Listed and made of rubber adhesive with soft poly vinyl chloride film backing. For your convenience, allG offers Buckets of Electrical Tape! Quantities and sizes listed below. allG also offers Duct Tape, Tower Tape, Foam Tape, etc. See chart below for your tape solutions!

Item #	Description	Unit	Wt (lb)
5750-BLACK	Electrical Tape; 3/4" x 60' roll; Black; Import	EA	0.18
5750-BLK100	Electrical Tape; (100) rolls; 3/4" x 60'; Black; Sold by the bucket	<del>BUCKET</del>	21.00
5750-3M-BLACK	Black Electrical Tape; 3M 1700 UV Resistant; 3/4" x 60' roll	EA	0.20
5750-3M-BLACK100	Black Electrical Tape; 3M 1700 UV Resistant; 3/4" x 60' roll; Sold by the bucket; 100 rolls per bucket	<del>BUCKET</del>	23.00
5750-BLACK-2	Electrical Tape; 2" x 20' roll; Black	EA	0.20
5750-BLACK-75	Electrical Tape; (75) rolls; 2" x 20'; black; sold by the bucket	<del>BUCKET</del>	18.00
5750-BLUE	Electrical Tape; 3/4" x 60' roll; Blue; Import	EA	0.18
5750-BLU100	Electrical Tape; (100) rolls; 3/4" x 60'; Blue; Sold by the bucket	<del>BUCKET</del>	21.00
5750-3M-BLUE	Blue Electrical Tape; 3M 1700 UV Resistant; 3/4" x 60' roll	EA	0.20
5750-3M-BLUE100	Blue Electrical Tape; 3M 1700 UV Resistant; 3/4" x 60' roll; Sold by the bucket; 100 rolls per bucket	<del>BUCKET</del>	23.00
5750-BROWN	Electrical Tape; 3/4" x 60' roll; Brown; Import	EA	0.18
5750-BRO100	Electrical Tape; (100) rolls; 3/4" x 60'; brown; sold by the bucket	<del>BUCKET</del>	21.00
5750-3M-BROWN	Brown Electrical Tape; 3M 1700 UV Resistant; 3/4" x 60' roll	EA	0.20
5750-3M-BROWN100	Brown Electrical Tape; 3M 1700 UV Resistant; 3/4" x 60' roll; Sold by the bucket; 100 rolls per bucket	<del>BUCKET</del>	23.00
5750-GRAY	Electrical Tape; 3/4" x 60' roll; Gray; Import	EA	0.18
5750-GRAY100	Electrical Tape; (100) rolls; 3/4" x 60'; gray; sold by the bucket	<del>BUCKET</del>	21.00
5750-3M-GRAY	Gray Electrical Tape; 3M 1700 UV Resistant; 3/4" x 60' roll	EA	0.20
5750-3M-GRAY100	Gray Electrical Tape; 3M 1700 UV Resistant; 3/4" x 60' roll; Sold by the bucket; 100 rolls per bucket	<del>BUCKET</del>	23.00
5750-GREEN	Electrical Tape; 3/4" x 60' roll; Green; Import	EA	0.18
5750-GRE100	Electrical Tape; (100) rolls; 3/4" x 60'; green; sold by the bucket	<del>BUCKET</del>	21.00
5750-3M-GREEN	Green Electrical Tape; 3M 1700 UV Resistant; 3/4" x 60' roll	EA	0.20
5750-3M-GREEN100	Green Electrical Tape; 3M 1700 UV Resistant; 3/4" x 60' roll; Sold by the bucket; 100 rolls per bucket	<del>BUCKET</del>	23.00
5750-ORANGE	Electrical Tape; 3/4" x 60' roll; Orange; Import	EA	0.18
5750-OR100	Electrical Tape; (100) rolls; 3/4" x 60'; orange; sold by the bucket	<del>BUCKET</del>	21.00
5750-3M-ORANGE	Orange Electrical Tape; 3M 1700 UV Resistant; 3/4" x 60' roll	EA	0.20
5750-3M-ORANGE100	Orange Electrical Tape; 3M 1700 UV Resistant; 3/4" x 60' roll; Sold by the bucket; 100 rolls per bucket	<del>BUCKET</del>	23.00
5750-SC-PNK35	Pink Electrical Tape; Scotch 35 UV Resistant; 3/4" x 66' roll	EA	N/A
5750-RED	Electrical Tape; 3/4" x 60' roll; Import; Red;	EA	0.18
5750-RED100	Electrical Tape; (100) rolls; 3/4" x 60'; red; sold by the bucket	<del>BUCKET</del>	21.00
5750-3M-RED	3M Electrical Tape; Red; 1700 UV resistant; 3/4" x 60' roll	EA	0.20
5750-3M-RED100	Red Electrical Tape; 3M 1700 UV Resistant; 3/4" x 60' roll; Sold by the bucket; 100 rolls per bucket	<del>BUCKET</del>	23.00
5750-VIOLET	Electrical Tape; 3/4" x 60' roll; Violet; Import	EA	0.18
5750-VIO100	Electrical Tape; (100) rolls; 3/4" x 60'; violet; sold by the bucket	<del>BUCKET</del>	21.00
5750-3M-VIOLET	3M 1700 UV Resistant Electrical Tape; 3/4" x 60' roll; Violet	EA	0.20
5750-3M-VIOLET100	Violet Electrical Tape; 3M 1700 UV Resistant; 3/4" x 60' roll; Sold by the bucket; 100 rolls per bucket	<del>BUCKET</del>	23.00
5750-WHITE	Electrical Tape; 3/4" x 60' roll; White; Import	EA	0.18
5750-WH100	Electrical Tape; (100) rolls; 3/4" x 60'; white; sold by the bucket	<del>BUCKET</del>	21.00
5750-3M-WHITE	White Electrical Tape; 3M 1700 UV Resistant; 3/4" x 60' roll	EA	0.20
5750-3M-WHITE100	White Electrical Tape; 3M 1700 UV Resistant; 3/4" x 60' roll; Sold by the bucket; 100 rolls per bucket	<del>BUCKET</del>	23.00
5750-WHITE-2	Electrical Tape; 2" x 20' roll; White	EA	0.20
5750-YELLOW	Electrical Tape; 3/4" x 60' roll; Yellow; Import	EA	0.18
5750-YEL100	Electrical Tape; (100) rolls; 3/4" x 60'; yellow; sold by the bucket	<del>BUCKET</del>	21.00
5750-3M-YELLOW	Yellow Electrical Tape; 3M 1700 UV Resistant; 3/4" x 60' roll	EA	0.20
5750-3M-YELLOW100	Yellow Electrical Tape; 3M 1700 UV Resistant; 3/4" x 60' roll; Sold by the bucket; 100 rolls per bucket	<del>BUCKET</del>	23.00
5750-MC140	Electrical Tape; 3/4" x 60'; (140) mixed color rolls; Includes (25) black, (20) blue, (20) green, (20) red, (10) orange, (10) white, (10) brown, (10) gray, (10) yellow, (5) violet; Sold by the bucket	<del>BUCKET</del>	28.35
5750-TT	Tower Tape; 2" x 100' roll	EA	0.60
5753	Duct Tape; 1.88" x 55 yard roll; Gray	EA	1.30
5750-TEFLON	Thread Seal Tape; 1/2" x 520"	EA	0.20



Items #5750-3 &amp; #5750-4



Item #5750-MC140



5751-1814	Waterproof & Airtight Foam Tape; 1/8" x 1/4" x 17' roll; Closed cell; Self-sticking adhesive back; Gray	EA	0.84
5751-316112	Camper-Seal Foam Tape; 3/16" x 1-1/4" x 30' roll; Closed-cell foam; Self-adhesive; Cushions vibrations; Blocks out air & moisture; Gray	EA	0.50
5751-38316	Weatherseal Foam Tape; 3/8" x 3/16" x 17' roll; Vinyl; Self-sticking; Water resistant; Suitable for indoor & outdoor use	EA	0.35

**Tape - Safety** (EC-TAPE-02)

allG offers Safety Tapes, detectable and non-detectable, available in 3" & 6" widths.

Item #	Description	Unit	Wt (lb)
5750-11	Caution Tape; "Caution"; Non-detectable; 3" x 1000'; Yellow with black lettering	EA	5.50
5750-BT	Caution Tape; "Caution Electric Line Buried Below"; Non-detectable; 6" x 1000'; Red	EA	9.90
5750-BDT-3	Caution Tape; "Caution Electric Line Buried Below"; Detectable; 3" x 1000'; Red	EA	7.50
5750-BDT-6	Caution Tape; "Caution Electric Line Buried Below"; Detectable; 6" x 1000'; Red	EA	15.00
5750-BDT-TELE	Caution Tape; "Caution Telephone Cable Buried Below"; Detectable; 6" x 1000'; Orange	EA	14.60
5750-BARRICADE	Barricade Tape; Red with black lettering; Reads: "DANGER"; 2 mil thick; 3" x 1000' roll	EA	1.88
5750-SFTYYEL	Safety Tape; Industrial vinyl floor tape; 3" x 36 yards; 6 mil vinyl; Unlaminated; General purpose; Yellow	EA	1.20
5750-STA-1-4	Safety Tape Applicator; For 1" to 4" wide tape	EA	19.00



Item #5750-11



Item #5750-BDT-6

**Tape - Fish Tape** (EC-TAPE-01a)

allG offers Fish Tape that is ideal for use as an insulating material between equipment and cables

Item #	Description	Unit	Wt (lb)
5750-FISH	Fish Paper; 3" x 50' x 0.01 thick; Used as an insulating material between electrical equipment & cables; Gray	EA	1.00
5750-FISH-ADH	Fish Paper; 3" x 50' x 0.01 thick; Used as an insulating material between electrical equipment & cables; Adhesive backed; Gray	EA	1.00
5750-FISH-ADH-412	Fish Paper; 4.5" x 50' x 0.01 thick; Used as an insulating material between electrical equipment & cables; Adhesive backed; Gray	EA	N/A



Item# 5750-FISH

**Weatherproof Kit** (EC-TAPE-03)

allG offers Weatherproof Kits that include (6) rolls of butyl rubber tape, (2) rolls of 3/4", and (1) roll of 2" electrical tape. The Universal Cold Shrink Weatherproofing Kit fits 1/2" to 7/8" coax splice and is designed for easy installation. Whatever your weatherproofing needs, allG has you covered.

Item #	Description	Unit	Wt (lb)
5750-CWP	Connector Weather Proofing Kit; Includes (6) rolls of butyl tape, (2) rolls of 3/4", & (1) roll of 2" black electrical tape	EA	2.55
5750-CS-1278	Universal Cold Shrink Weather Proofing Kit; Fits 1/2" to 7/8" coax splice	EA	0.80
5750-CWP-3M	***CLOSEOUT SALE*** 3M Connector Weather Proofing Kit; Includes (6) rolls of butyl tape, (2) rolls of 3/4" black electrical tape, & (1) roll of 2" black electrical tape	EA	3.25



Item #5750-CWP



Item #5750-CS-1278

### Weatherproofing Coax Tape (EC-TAPE-07)

allG offers Coax Tape that is UV and weather resistant, adheres to itself, provides water-tight seal, eliminating the need for traditional mastic and butyl. The self-amalgamating tapes are designed to provide long-term environmental seals for feeder, jumper, and antenna connections.

Item #	Description	Unit	Wt (lb)
5750-SF-34	Self-Fusing Tape; 3/4" x 30'; 30 mil thickness; Provides water-tight seal; Adheres to itself; Black	EA	0.45
5750-SF-2	Self-Fusing Tape; 2" x 30' long; 30 mil thickness; Provides water-tight seal; Adheres to itself; Black	EA	1.20
5750-RWT-112	Self-Amalgamating Tape; 1-1/2" width x 15' length; 30 mil thickness; Provides water-tight seal; Adheres to itself; Black	EA	0.40
5752-20-40	3M 85-14 Splicing Kit; 2/0 to 4/0	EA	N/A



Item #5750-RWT-112

### Tape - Splicing (EC-TAPE-04)

allG offers Splicing Tape for insulation and moisture blockage. Sold individually in 2" or 3/4" widths.

Item #	Description	Unit	Wt (lb)
5750-2-ST	Splicing Tape; 2" x 22' roll	EA	0.20
5750-34-ST	Splicing Tape; 3/4" x 22' roll	EA	0.10




5750-2-ST

### Tape - Butyl (EC-TAPE-05)

allG offers Butyl tape, combining the adhesive power of tape with the sealing power of caulk for a variety of jobsite uses. Sold per roll or by the bucket for your convenience!

Item #	Description	Unit	Wt (lb)
5750-BUTYL	Butyl Tape; 2-1/2" x 2' roll	EA	0.25
5750-BUTYL-50	Butyl Tape; (50) rolls; 2-1/2" x 2'; sold by the bucket	BUCKET	15.00



5750-BUTYL

### Tape - Pipe Wrap (EC-TAPE-06)

allG offers Pipe Wrap that is durable and easy to apply. Specifically designed to protect pipe surfaces from corrosion, abrasion, and electrolytic action, while also providing protection against sunlight, moisture, acids, alkalis, corrosive salts, and sewage. It is also fungus and bacterial resistant. allG's Pipe Wrap is perfect for corrosion protection on pipe, conduit, joints, and valves and is sold by the individual roll. allG also offers a Universal Cold Shrink Weatherproofing Kit designed to provide a long term environmental seal for your coax connections. Once installed, the kit apply a continuous compression seal around the coax diameter which prevents water from migrating into your connections. Manufactured from UV and weather resistant EPDM rubber, this kit is designed to operate in severe climate applications; perfect for all of your coax connections.

Item #	Description	Unit	Wt (lb)
5750-2-PW	Pipe Wrap; 2" x 100' roll	EA	1.10
5750-CS-1278	Universal Cold Shrink Weather Proofing Kit; Fits 1/2" to 7/8" coax splice	EA	0.80



Item #5750-2-PW



Item #5750-CS-1278

**Mule Tape** (EC-TAPE-08)

allG offers Mule Tape with an 1800 lbs. pull rating, making it perfect for a variety of jobsite solutions. When you need strong binding power, what better to use than a mule?

Item #	Description	Unit	Wt (lb)
5776	Wire Pulling Tape; Numbered; Mule tape; 1800 lb pull rating; 500' spool	EA	3.45
5776-3000	Wire Pulling Tape; Mule tape; Numbered; 1800 lb pull rating; 3000' spool	EA	36.50



Item #5776-3000

**Cable Ties - Nylon** (EC-NTIE-01)

allG offers Cable Ties that are manufactured from natural Nylon 66. They are strong and flexible, and designed for quick and easy use. They can be wrapped around a bundle quickly and the tail easily inserted into the self-locking head. The smaller standard size ties even have bent tails to facilitate rapid tail-to-head insertion by user. Don't forget the Tool!

Item #	Description	Unit	Wt (lb)
2497-18-4WP	Cable Tie; 4" long; 18 lb strength; Fits max 13/16" OD; Weatherproof & UV resistant nylon; 100/bag	BAG	0.01
2497-18-4WP-1000	Cable Tie; 4" long; 18 lb strength; Fits max 13/16" OD; Weatherproof & UV resistant nylon; 1000/bag	BAG	0.45
2497-30-6WP	Cable Tie; 6" long; 30 lb strength; Fits max 1-3/8" OD; Weatherproof & UV resistant nylon; 100/bag	BAG	0.01
2497-3M-50-11	***CLOSEOUT SALE*** 3M Cable Tie; 11" long; 50 lb strength; Fits max 3" OD; Nylon; For indoor use; 500/bag	BAG	0.01
2497-75-8WP	Cable Tie; 8" long; 75 lb strength; Fits max 2" OD; Weatherproof & UV resistant nylon; 100/bag	BAG	0.01
2497-75-11WP	Cable Tie; 11" long; 75 lb strength; Fits max 3" OD; Weatherproof & UV resistant nylon; 100/bag	BAG	0.01
2497-75-14WP	Cable Tie; 14" long; 75 lb strength; Fits max 4" OD; Weatherproof & UV resistant nylon; 100/bag	BAG	0.01
2497-100-11SS	Cable Tie; 11" long; 100 lb strength; Stainless steel; Best for use in harsh, saltwater, or sanitary environments; Resists chemical & radiation exposure; 10/bag (cannot break bag)	BAG	0.13
2497-120-8WP	Cable Tie; 8" long; 120 lb strength; Fits max 2" OD; Weatherproof & UV resistant nylon; 100/bag	BAG	0.01
2497-120-12WP	Cable Tie; 12" long; 120 lb strength; Fits max 3" OD; Weatherproof & UV resistant nylon; 100/bag (cannot break bag)	BAG	0.01
2497-120-15WP	Cable Tie; 15" long; 120 lb strength; Fits max 4" OD; Weatherproof & UV resistant nylon; 50/bag (cannot break bag)	BAG	0.01
2497-175-21WP	Cable Tie; 21" long; 175 lb strength; Fits max 5.5" OD; Weatherproof & UV resistant nylon; 50/bag	BAG	0.01
2497-CTT	Zip/Cable Tie Tool; Tightens & cuts cable ties up to 175lbs tensile strength	EA	0.11



Item #2497-75-8WP



Item #2497-CTT

**Mounting Cable Ties - Nylon** (EC-NTIE-02)

allG offers Mounting Cable Ties that are manufactured from natural Nylon 66, and are designed for quick and easy use. They are strong and flexible, and can be wrapped around a bundle quickly and the tail easily inserted into a self-locking head. The smaller standard size ties even have bent tails to facilitate rapid tail-to-head insertion by user.



Item #2497-120-14WP

**Cable Hanger Clips** (EC-NTIE-03)

allG offers Cable Hanger Clips that have contact edges with a full radius of product protection. The cable clips are injection molded, and sizes are clearly marked on each clip. Requires screws for mounting (sold separately).

Item #	Description	Unit	Wt (lb)
2494-42WP	Cable Hanger Clip; Nylon; Fits 0.42" OD; Weatherproof; UV resistant; Requires #10 screw for mounting; Black; 100/pack	EA	0.01



Item# 2494-42WP

**Tags** (EC-MISC-03)

allG offers Tags that feature round holes for mounting, screwing, or wiring into position.

Item #	Description	Unit	Wt (lb)
5759-2	Brass Tags; 1-1/2"; Round; Marked "Do Not Disconnect"	EA	0.02
5759-BLANK	Brass Tags; 1-1/2"; Round; Blank	EA	0.02
5759-FIBER	Fiber Tags; 1-3/4 x 1"; Oblong; Blank; 100/bag	EA	0.02
9309	Bond Tag for Gas/Water/Electric; Yellow Tag with Black Ink	EA	0.01



Item #5759-2



Item #5759-FIBER

**Heat Shrink Tubing Rolls & Sticks** (EC-MISC-07)

allG offers Heat Shrink Tubing in various sizes to be used in wire harnesses and other electrical applications to bundle, insulate, and protect wires and electrical components. After placing heat shrinkable tubing over an object to be covered, heat is applied to cause the tubing to shrink in size and conform tightly to the object, providing a barrier of protection.

Item #	Description	Unit	Wt (lb)
5110-14C	Heat Shrink; 1/4"; Thin wall; #12 - #8 wire; 2:1 shrink ratio; Clear; 50 ft/roll	ROLL	2.25
5110-14C-4	Heat Shrink Stick; 1/4" x 48"; Thin wall; #12 - #8 wire; 2:1 shrink ratio; Clear	EA	0.03
5110-38B	Heat Shrink; 3/8"; Thin wall; #6 - #8 wire; 2:1 shrink ratio; Black; 25 ft/roll	ROLL	1.00
5110-38B-4	Heat Shrink Stick; 3/8" x 48"; Thin wall; #6 - #8 wire; 2:1 shrink ratio; Black	EA	0.09
5110-38C	Heat Shrink; 3/8"; Thin wall; #6 - #8 wire; 2:1 shrink ratio; Clear; 50 ft/roll	ROLL	1.50
5110-38C-4	Heat Shrink Stick; 3/8" x 48"; Thin wall; #6 - #8 wire; 2:1 shrink ratio; Clear	EA	0.04
5110-38G	Heat Shrink; 3/8"; Thin wall; #6 - #8 wire; 2:1 shrink ratio; Green; 250 ft/roll	ROLL	8.50
5110-12B	Heat Shrink; 1/2"; Thin wall; #2 - #6 wire; 2:1 shrink ratio; Black; 25 ft/roll	ROLL	1.40
5110-12B-4	Heat Shrink Stick; 1/2" x 48"; Thin wall; #2 - #6 wire; 2:1 shrink ratio; Black	EA	0.07
5110-12C	Heat Shrink; 1/2"; Thin wall; #2 - #6 wire; 2:1 shrink ratio; Clear; 25 ft/roll	ROLL	1.40
5110-12C-4	Heat Shrink Stick; 1/2" x 48"; Thin wall; #2 - #6 wire; 2:1 shrink ratio; Clear	EA	0.05
5110-12G	Heat Shrink; 1/2"; Thin wall; #2 - #6 wire; 2:1 shrink ratio; Green; 25 ft/roll	ROLL	1.40
5110-34B	Heat Shrink; 3/4"; Thin wall; 1/0 - 3/0 wire; 2:1 shrink ratio; Black; 50 ft/roll	ROLL	1.70
5110-34B-4	Heat Shrink Stick; 3/4" x 48"; Thin wall; 1/0 - 3/0 wire; 2:1 shrink ratio; Black	EA	0.11
5110-34C	Heat Shrink; 3/4"; Thin wall; 1/0 - 3/0 wire; 2:1 shrink ratio; Clear; 50 ft/roll	ROLL	1.70
5110-34C-4	Heat Shrink Stick; 3/4" x 48"; Thin wall; 1/0 - 3/0 wire; 2:1 shrink ratio; Clear	EA	0.10
5110-34G	Heat Shrink; 3/4"; Thin wall; 1/0 - 3/0 wire; 2:1 shrink ratio; Green; 25 ft/roll	ROLL	1.70
5110-1B	Heat Shrink; 1"; Thin wall; 2/0 - 250 MCM wire; 2:1 shrink ratio; Black; 25 ft/roll	ROLL	1.20
5110-1B-4	Heat Shrink Stick; 1" x 48" stick; Thin wall; 2/0 - 250 MCM wire; 2:1 shrink ratio; Black	EA	0.18
5110-1C	Heat Shrink; 1"; Thin wall; 2/0 - 250 MCM wire; 2:1 shrink ratio; Clear; 25 ft/roll	ROLL	1.20
5110-1G	Heat Shrink; 1"; Thin wall; 2/0 - 250 MCM wire; 2:1 shrink ratio; Green; 25 ft/roll	ROLL	1.20
5110-112C	Heat Shrink; 1-1/2"; Thin wall; 350 MCM - 750 MCM wire; 2:1 shrink ratio; Clear; 25 ft/roll	ROLL	2.51
5110-112B	***CLOSEOUT SALE*** Heat Shrink; 1-1/2"; Thin wall; 350 MCM - 750 MCM wire; 2:1 shrink ratio; Black; 25 ft/roll	ROLL	2.51



Item #5110-38C



Tubing in Use

**Flags - Marking** (EC-MISC-12b)

allG offers Marking Flags featuring fluorescent orange PVC for high visibility. Each flag measures 2-1/2" x 3-1/2" and is securely fastened to a 21" long metal stake.

Item #	Description	Unit	Wt (lb)
MARK-FLAG-ORANGE	Marking Flags; Flag measures 2-1/2" x 3-1/2"; Stake measures 21"; Fluorescent orange; 100/bundle	EA	0.03



Item #MARK-FLAG-ORANGE

**Paint - Marking** *(EC-MISC-12)*

allG offers Aervoe Survey Marking Paint which is a superior upside down marking paint that is designed for survey marking. It provides the best quality paint in terms of color visibility and retention, durability, and a lasting mark of up to 6 months. The colors are formulated to meet standards set by OSHA and APWA/One Call Systems.

Item #	Description	Unit	Wt (lb)
9041-M-ORNG	Marking Paint; 20 oz can; Inverted; Fluorescent orange	EA	1.50
9041-M-PINK	RustOleum Marking Paint; 17 oz can; Inverted; Hot pink	EA	1.20
9041-M-WHITE	Marking Paint; 15 oz; Inverted; White	EA	1.50



Item #9041-M-ORNG

**Scotchkote** *(EC-PROT-01)*

allG offers 3M (14853) Electrical Coating that seals wiring insulation to protect from corrosion. A brush-applied coating resists moisture; oil; and acids, and helps prevent cable and connector corrosion due to battery outgassing.

Item #	Description	Unit	Wt (lb)
5746	Scotchkote Protectant; 15 oz can	EA	1.00



Item# 5746

**Antioxidant Compounds** *(EC-PROT-02)*

allG offers Antioxidant Compounds consisting of a non-petroleum base and can be used in various combinations of aluminum and copper connections. UL Listed.

Item #	Description	Unit	Wt (lb)
5705	Antioxidant Compound; For copper-to-copper connections; 8 oz squeeze bottle	EA	0.60
5705-1	Antioxidant Compound; For aluminum-to-copper & aluminum-to-aluminum connections; Squeeze bottle; 8 oz	EA	0.60
5706-1	One Gallon Can "Kopr Shield" Anti-Oxidant Compound for Copper to Copper Connections	EA	9.10



Item #5705

**Cold Galvanizing Spray** *(EC-PROT-03)*

allG offers Cold Galvanizing Spray which is an effective way to repair hot-dip galvanizing that has been damaged by abrasion, scratching, cutting, or welding. It stops rust and corrosion on any iron or steel surface, and will continue to protect against corrosion even if scratched.

Item #	Description	Unit	Wt (lb)
9041-GALV-C	Cold Galvanizing Spray Paint; 12 oz can	EA	1.08
9041-GALV-C-GAL	Cold Galvanizing Paint; Gallon; 93% zinc rich; Low VOC	EA	20.00
9041-GALV-B	Brite Galvanizing Spray Paint; 12 oz can	EA	1.08



Item #9041-GALV-C



Item #9041-GALV-B

## Bolts - Stainless Steel Hex Cap (HW-BOLT-01)

allG offers stainless steel Hex Cap Bolts that are designed for application in fastening jobs.

Item #	Description	Unit	Wt (lb)
4400-2	Bolt; #10 - 24 HWH; 5/8"; Stainless steel; Fully-threaded	EA	0.01
4407	Hex Cap Bolt; Stainless steel; 1/4" x 3/8"	EA	0.01
4400	Hex Cap Bolt; Stainless steel; 1/4" x 1/2"; 25/bag	EA	0.01
4401	Bolt; Hex cap; Stainless steel; 1/4" x 5/8"; 25/bag	EA	0.01
4402	Hex Cap Bolt; Stainless steel; 1/4" x 3/4"; 25/bag	EA	0.02
4403	Hex Cap Bolt; Stainless steel; 1/4" x 1"; 25/bag	EA	0.02
4403-1	Hex Cap Bolt; Stainless steel; 1/4" x 1-1/4"; 25/bag	EA	0.02
4403-1-28	Hex Cap Bolt; Stainless steel; 1/4"-28 x 1-1/4"; 25/bag	EA	N/A
4404	Hex Cap Bolt; Stainless steel; Fully threaded; 1/4" x 1-1/2"; 25/bag	EA	0.02
4404SB	Hex Cap Bolt; Silicon bronze; Fully threaded; 1/4" x 1-1/2"	EA	0.03
4405	Hex Cap Bolt; Stainless steel; 1/4" x 2"; 25/bag	EA	0.03
4406	Hex Cap Bolt; Stainless steel; 1/4" x 2-1/2"; 25/bag	EA	0.03
4406-3-BULK	Hex Cap Bolt; Stainless steel; 1/4" x 3"	EA	0.04
4406-4-BULK	Hex Cap Bolt; Stainless steel; FULLY THREADED; 1/4"-20 x 4"	EA	0.06
4410	Hex Cap Bolt; Stainless steel; 5/16" x 1/2"; 25/bag	EA	0.02
4410-316	Hex Cap Bolt; Grade 316 stainless steel; 5/16" x 1/2"	EA	0.02
4412	Bolt; Hex cap; Grade 304 stainless steel; 5/16" x 3/4"; 25/bag	EA	0.02
4412-1	Hex Cap Bolt; Grade 304 stainless steel; 5/16" x 7/8"	EA	0.03
4412-1-316	Hex Cap Bolt; Grade 316 stainless steel; 5/16" x 7/8"	EA	N/A
4413	Hex Cap Bolt; Stainless steel; 5/16" x 1"; 25/bag	EA	0.03
4417	Hex Cap Bolt; Stainless steel; 5/16" x 1-1/4"; 25/bag	EA	0.03
4414-BULK	Hex Cap Bolt; Stainless steel; 5/16" x 1-1/2"; Fully Threaded	EA	0.04
4415-BULK	Hex Cap Bolt; Stainless steel; 5/16" x 2"	EA	0.04
4416-BULK	Hex Cap Bolt; Stainless steel; 5/16" x 2-1/2"	EA	0.05
4418-BULK	Hex Cap Bolt; Stainless steel; 5/16" x 4"	EA	0.08
4420	Hex Cap Bolt; Stainless steel; 3/8" x 1/2"; 25/bag	EA	0.03
4421	Hex Cap Bolt; Stainless steel; 3/8" x 5/8"	EA	0.03
4422	Hex Cap Bolt; Stainless steel; 3/8" x 3/4"	EA	0.04
4423	Hex Cap Bolt; Stainless steel; 3/8" x 1"; 25/bag	EA	0.04
4427	Hex Cap Bolt; Stainless steel; 3/8" x 1-1/4"; 25/bag	EA	0.04
4427SB	Hex Cap Bolt; Silicon bronze; 3/8" x 1-1/4"	EA	0.05
4424	Hex Cap Bolt; Stainless steel; Fully threaded; 3/8" x 1-1/2"; 25/bag	EA	0.05
4424-316	Hex Cap Bolt; Grade 316 stainless steel; 3/8" x 1-1/2"	EA	0.05
4424-5	Hex Cap Bolt; Stainless steel; 3/8" x 1-3/4"; 25/bag	EA	0.06
4425	Hex Cap Bolt; 3/8" x 2"; Stainless steel; 25/bag	EA	0.06
4425SB	Hex Cap Bolt; Silicon bronze; 3/8" x 2"	EA	N/A
4426	Hex Cap Bolt; Stainless steel; Fully threaded; 3/8" x 2-1/2"; 25/bag	EA	0.08
4426-316	Hex Cap Bolt; Grade 316 stainless steel; Fully threaded; 3/8" x 2-1/2"	EA	N/A
4451	Hex Cap Bolt; Stainless steel; 1/2" x 3/4"	EA	0.07
4453	Hex Cap Bolt; Stainless steel; 1/2" x 1"	EA	0.08
4454	Hex Cap Bolt; Stainless steel; Fully threaded; 1/2" x 1-1/2"; 25/bag	EA	0.11
4455	Hex Cap Bolt; Stainless steel; 1/2" x 2"	EA	0.13
4456	Hex Cap Bolt; Stainless steel; 1/2" x 2-1/2"	EA	0.15
4454-3	Hex Cap Bolt; Stainless steel; Partially threaded; 1/2" x 3"	EA	N/A
4459-412	Hex Cap Bolt; Stainless steel; 1/2" x 4-1/2"	EA	0.29
4466	Bolt; Hex cap; Stainless steel; 5/8" x 1"	EA	0.15
4467-1	Hex Cap Bolt; 18/8 stainless steel; Fully threaded; 5/8" x 2-1/4"	EA	0.34
4469-34x1	Hex Cap Bolt; Stainless steel; 3/4" x 1"	EA	N/A



Item #4406

**Bolts - Galvanized Hex Cap** (HW-BOLT-06)

allG offers Galvanized Hex Cap Bolts that are designed for a variety of fastening applications.

Item #	Description	Unit	Wt (lb)
4423G	Hex Cap Bolt; Grade 5 galvanized; Type 1; 3/8" x 1"; 25/bag	EA	0.04
4424G	Hex Cap Bolt; Grade 5 galvanized; Type 1; Fully threaded; 3/8" x 1-1/2"; 25/bag	EA	0.06
4425G	Hex Cap Bolt; Grade 5 galvanized; Type 1; Fully threaded; 3/8" x 2"; 25/bag	EA	N/A
4425G-2	Hex Cap Bolt; Shoulder; Grade A307 galvanized; 1" thread size; 3/8" x 2"	EA	0.08
4425G-3	Hex Cap Bolt; Shoulder; Grade A307 galvanized; 1-1/2" thread size; 3/8" x 3"	EA	0.10
4425G-312	Hex Cap Bolt; Grade 5 galvanized; Fully threaded; 3/8" x 3-1/2"; 10/bag	EA	1.07
4425G-4	Hex Cap Bolt; Grade 5 galvanized; Fully threaded; 3/8" x 4"; 10/bag	EA	1.19
4453G-A325	Hex Cap Bolt; Grade A325 galvanized; Fully threaded; 1/2"-13 x 1"	EA	0.08
4454G	Hex Cap Bolt; Grade A325-T galvanized; Type 1; 1/2" x 1-1/2"; 25/bag	EA	0.15
4455G	Hex Cap Bolt; Grade A325 galvanized; Type 1; Fully threaded; 1/2" x 2"	EA	0.18
4456G	Hex Cap Bolt; Grade 5 galvanized; Type 1; Fully threaded; 1/2" x 2-1/2"	EA	N/A
4457G	Hex Cap Bolt; Grade 5 galvanized; Type 1; Fully threaded; 1/2" x 3"	EA	0.19
4458G	Hex Cap Bolt; Grade 5 galvanized; Type 1; Fully threaded; 1/2" x 3-1/2"	EA	0.43
4459G	Hex Cap Bolt; Grade 5 galvanized; Fully threaded; 1/2" x 4"	EA	0.49
4459G-412	Hex Cap Bolt; Grade 5 galvanized; Fully threaded; 1/2" x 4-1/2"	EA	N/A
4454G-6	Hex Cap Bolt; Grade 5 galvanized; Type 1; Fully threaded; 1/2" x 6"	EA	0.38
4466G-11-5	Hex Cap Bolt; Grade A325 galvanized; 5/8"-11 x 5"	EA	0.52
4467G-112	Hex Cap Bolt; Shoulder; Grade A325 galvanized; 1-1/4" threads; 5/8" x 1-1/2"	EA	0.22
4467G-2	Hex Cap Bolt; Shoulder; Grade A325 galvanized; 1-1/4" threads; 5/8" x 2"	EA	0.25
4467G-214	Hex Cap Bolt; Shoulder; Grade A325 galvanized; 1-1/4" threads; 5/8" x 2-1/4"	EA	0.26
4467G-212	Hex Cap Bolt; Shoulder; Grade A325 galvanized; 1-1/4" threads; 5/8" x 2-1/2"	EA	0.34
4467G-234	Hex Cap Bolt; Shoulder; Grade A325 galvanized; 1-1/4" threads; 5/8" x 2-3/4"	EA	0.38
4467G-4	Hex Cap Bolt; Shoulder; Grade A325 galvanized; 1-1/4" threads; 5/8"-11 x 4"	EA	0.42
4467G-6	Hex Cap Bolt; Shoulder; Grade A325 galvanized; 1-1/4" threads; 5/8"-11 x 6"	EA	0.59
4470G	Hex Cap Bolt; Grade A325-T galvanized; Type 1; Fully threaded; 3/4" x 2-1/2"	EA	0.50
4471G	Hex Cap Bolt; Grade A325-T galvanized; Type 1; Fully threaded; 3/4" x 3"	EA	0.55
4472G	Hex Cap Bolt; Grade A325 galvanized; Type 1; 2" shank; 3/4" x 3-1/2"	EA	0.62
4472G-434	Hex Cap Bolt; Grade A325 galvanized; Type 1; 3/4" x 4-3/4"	EA	N/A
4473G-78X3	Hex Cap Bolt; Grade A325 galvanized; Not fully threaded; 7/8" x 3"	EA	N/A
4473G-78x312	Hex Cap Bolt; Grade A325 galvanized; Not fully threaded; 7/8" x 3-1/2"	EA	0.73
4473G-1X234	Hex Cap Bolt; Grade A325 galvanized; Not fully threaded; 1" x 2-3/4"	EA	0.97
4473G-1X314	Hex Cap Bolt; Grade A325 galvanized; Not fully threaded; 1" x 3-1/4"	EA	1.05



Item #4454G

**J-Bolts** (HW-BOLT-07)

allG offers galvanized or stainless steel J-Bolts that resistant to wear and tear for long lasting performance.

Item #	Description	Unit	Wt (lb)
4480G	J-Bolt; Grade A36 galvanized; 3/8" x 8" x 3/8" radius x 1" hook x 6 -1/2" of threads	EA	0.30
4480G-3812	J-Bolt; Galvanized; 3/8" x 12" x 3/8" radius x 1" hook x 6-1/2" of threads	EA	0.34
4482	J-Bolt; Stainless steel; Material: 3/8" x 2-1/4" x 7/8" radius x 1" hook x 1" of threads	EA	0.36



Item #4480G

**Lag Bolts** (HW-BOLT-LAG)

allG offers Lag bolts for a variety of securing jobs!

Item #	Description	Unit	Wt (lb)
4424G-14-112	Lag Bolt; Galvanized; 1/4" x 1-1/2"	EA	0.02
4424G-14-3	Lag Bolt; Galvanized; 1/4" x 3"	EA	0.04
4424G-38-112	Lag Bolt; Galvanized; 3/8" x 1-1/2"	EA	0.05
4424G-38-3	Lag Bolt; Galvanized; 3/8" x 3"	EA	0.09



Item #4424G-38-112

## U-Bolts - Stainless Steel (HW-UBT-01)

allG offers a variety of stainless steel, rust-resistant U-Bolts. Stainless steel U-Bolts are ideal for outdoor and marine settings to secure piping, conduit, or tubing. Other sizes are available upon request.

Item #	Description	Unit	Wt (lb)
4490	U-Bolt; Stainless steel; 1" of threads; Fits 1" OD pipe; 1/4" x 1-3/4" x 1-1/4"	EA	0.04
4491	U-Bolt; Stainless steel; 1" threads; Fits 1" square tube; 1/4" x 1-3/4" x 1-1/4"	EA	0.05
4497	U-Bolt; Stainless steel; 2-1/8" of threads; Fits 3/4" OD pipe; 5/16" x 2-3/4" x 13/16"	EA	0.14
4498	U-Bolt; stainless steel; 2-1/8" of threads; fits 1" OD pipe; 5/16" x 3" x 1-1/16"	EA	0.15
4496	U-Bolt; Stainless steel; 2-1/2" of threads; Fits 4-1/2" OD pipe; 5/16" x 5" x 4-3/4"	EA	0.14
4492	U-Bolt; Stainless steel; 1-1/2" of threads (Max usable thread is .969"); Fits 2-3/8" OD pipe; 5/16" x 2-11/16" x 2-1/2"	EA	0.16
4493	U-Bolt; Stainless steel; 2-1/4" of threads; Fits 3-1/2" OD pipe; 5/16" x 4" x 3-3/4"	EA	0.23
4494	U-Bolt; Stainless steel; 2-1/2" of threads; Fits 4-1/2" OD pipe; 5/16" x 5" x 4-3/4"	EA	0.29
4495	U-Bolt; Stainless steel; 3-5/8" of threads; Fits 6-5/8" OD pipe; 5/16" x 7" x 6-3/4"	EA	0.40
4499	U-Bolt; Stainless steel; 3" of threads; fits 3-1/2" OD pipe; 1/2" x 5-13/16" x 3-9/16"	EA	0.80
4485-1	U-Bolt 5/8"; Stainless steel; Fits 4-1/2" OD pipe; 4-3/8" of threads; 5/8" x 7-1/2" x 5"	EA	1.30
4477-834	U-Bolt; Stainless steel; 4-1/16" of threads; Fits 8-5/8" OD pipe; 3/8" x 9" x 8-3/4"	EA	0.55
4477-1034	U-Bolt; Stainless steel; 3-7/8" of thread; Fits 10-3/4" OD pipe; 3/8" x 9-15/16" x 11"	EA	0.65
4477-1234	U-Bolt; Stainless steel; 3-7/8" of thread; Fits 12-3/4" OD pipe; 3/8" x 11-1/2" x 13"	EA	0.75



Item #4490



Typical Application



**U-Bolts - Galvanized** (HW-UBT-03)

allG offers galvanized U-Bolts and galvanized hardware. Dimension listings are as follows: "Nominal diameter" X "length from inside of U to threaded tip" X "inside width between threads". Pick up an Economy Pack for your convenience!



Item #4477G



Typical Application

Item #	Description	Unit	Wt (lb)
4477G	U-Bolt 3/8"; Galvanized; Fits 1.9" OD pipe; 2-1/2" of threads; 3/8" x 4" x 2"	EA	0.24
4477G-50	U-Bolt 3/8"; Galvanized; Fits 1.9" OD pipe; Includes economical bulk packed U-Bolt, flat washers, lock washers, & nuts	EA	0.33
4477G-KIT	U-Bolt Kit 3/8"; Galvanized; Fits 1.9" OD pipe; Includes: (1) U-Bolt, (2) flat washers, (2) lock washers, & (2) nuts	EA	0.33
4477-1G	U-Bolt 3/8"; Galvanized; Fits 2-3/8" OD pipe; 2-1/2" of threads; 3/8" x 4-1/2" x 2-7/16"	EA	0.26
4477-1G-50	U-Bolt 3/8"; Galvanized; Fits 2-3/8" OD pipe; Includes economical bulk packed U-Bolt, flat washers, lock washers, & nuts	EA	0.35
4477-1G-KIT	U-Bolt Kit 3/8"; Galvanized; Fits 2-3/8" OD pipe; Includes: (1) U-Bolt, (2) flat washers, (2) lock washers, & (2) nuts	EA	0.35
4477-2.5G	U-Bolt 3/8"; Galvanized; Fits 2-7/8" OD pipe; 3" of threads; 3/8" x 4-1/2" x 3"	EA	0.28
4477-2.5G-50	U-Bolt 3/8"; Galvanized; Fits 2-7/8" OD pipe; Includes economical bulk packed U-Bolt, flat washers, lock washers, & nuts	EA	0.38
4477-2.5G-KIT	U-Bolt Kit 3/8"; Galvanized; Fits 2-7/8" OD pipe; Includes: (1) U-Bolt, (2) flat washers, (2) lock washers, & (2) nuts	EA	0.38
4477-2G	U-Bolt 3/8"; Galvanized; Fits 3-1/2" OD pipe; 3-1/2" of threads; 3/8" x 5-13/16" x 3-9/16"	EA	0.35
4477-2G-50	U-Bolt 3/8"; Galvanized; Fits 3-1/2" OD pipe; Includes economical bulk packed U-Bolt, flat washers, lock washers, & nuts	EA	0.45
4477-2G-KIT	U-Bolt Kit 3/8"; Galvanized; Fits 3-1/2" OD pipe; Includes: (1) U-Bolt, (2) flat washers, (2) lock washers, & (2) nuts	EA	0.45
4477-3G	U-Bolt 3/8"; Galvanized; Fits 4" OD pipe; 3-1/2" of threads; 3/8" x 6-3/8" x 4-1/8"	EA	0.38
4477-3G-50	U-Bolt 3/8"; Galvanized; Fits 4" OD pipe; Includes economical bulk packed U-Bolt, flat washers, lock washers, & nuts	EA	0.48
4477-3G-KIT	U-Bolt Kit 3/8"; Galvanized; Fits 4" OD pipe; Includes: (1) U-Bolt, (2) flat washers, (2) lock washers, & (2) nuts	EA	0.48
4499G-1	U-Bolt 1/2"; Galvanized; Fits 1-5/16" OD pipe; 2" of threads (1-7/16" of usable threads); 1/2" 13 x 2-7/8" x 1-3/8"	EA	0.34
4499-4G	U-Bolt 1/2"; A307 grade A galvanized; Fits 2-3/8" OD pipe; 2" of threads; 1/2" x 4" x 2-1/2"	EA	0.44
4499-4G-50	U-Bolt 1/2"; Galvanized; Fits 2-3/8" OD pipe; Includes economical bulk packed U-Bolt, flat washers, lock washers, & nuts	EA	0.69
4499-4G-KIT	U-Bolt Kit 1/2"; Galvanized; Fits 2-3/8" OD pipe; Includes: (1) U-Bolt, (2) flat washers, (2) lock washers, & (2) nuts	EA	0.69
4499-2G	U-Bolt 1/2"; Galvanized; Fits 2-7/8" OD pipe; 3" of threads; 1/2" x 4-1/2" x 3"	EA	0.50
4499-2G-50	U-Bolt 1/2"; Galvanized; Fits 2-7/8" OD pipe; Includes economical bulk packed U-Bolt, flat washers, lock washers, & nuts	EA	0.75
4499-2G-KIT	U-Bolt Kit 1/2"; Galvanized; Fits 2-7/8" OD pipe; Includes: (1) U-Bolt, (2) flat washers, (2) lock washers, & (2) nuts	EA	0.75
4499G	U-Bolt 1/2"; Galvanized; Fits 3-1/2" OD pipe; 3" of threads; 1/2" x 5-13/16" x 3-9/16"	EA	0.62
4499G-50	U-Bolt 1/2"; Galvanized; Fits 3-1/2" OD pipe; Includes economical bulk packed U-Bolt, flat washers, lock washers, & nuts	EA	0.87
4499G-KIT	U-Bolt Kit 1/2"; Galvanized; Fits 3-1/2" OD pipe; Includes: (1) U-Bolt, (2) flat washers, (2) lock washers, & (2) nuts	EA	0.87
4499-3G	U-Bolt 1/2"; Galvanized; Fits 4" OD pipe; 2-3/4" of threads; 1/2" x 5-3/8" x 4-1/8"	EA	0.60
4499-3G-50	U-Bolt 1/2"; Galvanized; Fits 4" OD pipe; Includes economical bulk packed U-Bolt, flat washers, lock washers, & nuts	EA	0.85
4499-3G-KIT	U-Bolt Kit 1/2"; Galvanized; Fits 4" OD pipe; Includes: (1) U-Bolt, (2) flat washers, (2) lock washers, & (2) nuts	EA	0.85
4499-5G	U-Bolt 1/2"; Galvanized; Fits 4-1/2" OD pipe; 3" of threads; 1/2" x 6-13/16" x 4-9/16"	EA	0.75
4499-5G-50	U-Bolt 1/2"; Galvanized; Fits 4-1/2" OD pipe; Includes economical bulk packed U-Bolt, flat washers, lock washers, & nuts	EA	1.00
4499-5G-KIT	U-Bolt Kit 1/2"; Galvanized; Fits 4-1/2" OD pipe; Includes: (1) U-Bolt, (2) flat washers, (2) lock washers, & (2) nuts	EA	1.00
4499-7G	U-Bolt 1/2"; Galvanized; Fits 5-9/16" OD pipe; 3" of threads; 1/2" x 7-13/16" x 5-5/8"	EA	1.17
4499-8G	U-Bolt 1/2"; Galvanized; Fits 6-5/8" OD pipe; 3-3/4" of threads; 1/2" x 9-1/2" x 6-3/4"	EA	1.09
4499-8G-KIT	U-Bolt Kit 1/2"; Galvanized; Fits 6-5/8" OD pipe; Includes: (1) U-Bolt, (2) flat washers, (2) lock washers, & (2) nuts	EA	1.31
4485G	U-Bolt 5/8"; Galvanized; Fits 2" OD pipe; 2-1/2" of threads; 5/8" x 4" x 2-1/16"	EA	0.94
4485-1G	U-Bolt 5/8"; Galvanized; Fits 2-3/8" OD pipe; 2" of threads; 5/8" x 4 1/2" x 2 5/8"	EA	N/A
4485-3G	U-Bolt 5/8"; Galvanized; Fits 2-7/8" OD pipe; 2-1/2" of threads; 5/8" x 4-1/2" x 3"	EA	1.08
4485-312G	U-Bolt 5/8"; Galvanized; Fits 3-1/2" OD pipe; 3" of threads; 5/8" x 5-13/16" x 3-9/16"	EA	0.95
4485-5G	U-Bolt 5/8"; Galvanized; Fits 4-1/2" OD pipe; 4-1/2" of threads; 5/8" x 7" x 4-5/8"	EA	1.62

## U-Bolts - Square (HW-UBT-SQ)

allG offers Square U-Bolts for your jobsite needs.

Item #	Description	Unit	Wt (lb)
4499-2SG	Square U-Bolt 1/2"; Grade A36 galvanized; Fits 3" square tube; 2" of threads; 1/2" x 4-3/8" x 3-1/8"	EA	0.55
4499-2SG-KIT	Square U-Bolt Kit 1/2"; Grade A36 galvanized; Fits 3" square tube; Includes: (1) square U-Bolt, (2) flat washers, (2) lock washers, & (2) nuts	EA	0.80
4499-2.5SG-KIT	Square U-Bolt Kit 1/2"; Grade A36 galvanized; Fits 3-1/2" square tube; Includes: (1) square U-Bolt, (2) flat washers, (2) lock washers, & (2) nuts	EA	0.82
4499-3SG	Square U-Bolt 1/2"; Grade A36 galvanized; Fits 4" square tube; 1-1/2" of threads; 1/2" x 5-1/2" x 4-1/8"	EA	0.67
4499-3SG-KIT	Square U-Bolt Kit 1/2"; Grade A36 galvanized; Fits 4" square tube; Includes: (1) square U-Bolt, (2) flat washers, (2) lock washers, & (2) nuts	EA	0.95



Item #4499-2.5SG

## Nuts - Toggle Wing (HW-NUT-01)

allG offers Toggle Wing Nuts that are used as anchors in hollow walls to support heavy loads.

Item #	Description	Unit	Wt (lb)
4600-14	Toggle Wing Nut; 1/4"; 25/bag	EA	0.02
4600-14-KIT	Toggle Wing Nut Kit; Includes Toggle Wing Nut & 1/4" x 4" stainless steel hex head bolt; 20/bag	EA	0.06
4600-14-BULK	Toggle Wing Nut; 1/4"	EA	0.02
4600-38	Toggle Wing Nut; 3/8"; 10/bag	EA	0.13
4600-12	Toggle Wing Nut; 1/2"; 10/bag	EA	0.17
4600-12-BULK	Toggle Wing Nut; 1/2"	EA	0.17



Item #4600-14

## Nuts - Hex (HW-NUT-02)

allG offers Hex Nuts for general applications and used with bolts and washers (sold separately) of the same finish. The hex nuts are the most commonly used nut.

Item #	Description	Unit	Wt (lb)
4610	Hex Nut; Stainless steel; 1/4"-20; 100/ pack	EA	0.01
4610-316	Hex Nut; Grade 316 stainless steel; 1/4"-20	EA	N/A
4610-28	Hex Nut; 1/4"-28; Stainless steel; 50/ pack	EA	N/A
4610-NL	Hex Nut; Stainless steel; Nylon insert; 1/4"	EA	N/A
4610SB	Hex Nut; Silicon bronze; 1/4"	EA	0.01
4630	Hex Nut; Stainless steel; 5/16"-18; 100/bag	EA	0.01
4620-316	Hex Nut; Grade 316 stainless steel; 3/8"	EA	0.02
4620	Hex Nut; Stainless steel; 3/8"-16; 100/bag	EA	0.02
4620SB	Nut; Silicon bronze; 3/8"	EA	0.02
4650	Hex Nut; Stainless steel; 1/2"; 100/bag	EA	0.04
4660	Hex Nut; Stainless steel; 5/8"	EA	0.07
4670	Hex Nut; Stainless steel; 3/4"	EA	0.12
4620G	Hex Nut; Galvanized standard; 3/8"; 100/bag	EA	0.02
4620G-HD	Hex Nut; Galvanized 2H heavy ASTM A-194; 3/8"	EA	0.04
4650G	Hex Nut; Grade A-563 DH galvanized; 1/2"; 100/bag	EA	0.06
4660G	Hex Nut; 5/8"; Grade A-563 DH galvanized; 50/bag	EA	0.10
4670G	Hex Nut; 3/4"; Grade A-563 DH galvanized; 25/bag	EA	0.19
4675G	Hex Nut; Grade A-563 DH galvanized; 7/8"	EA	0.28
4680	Hex Nut; Stainless steel; 1"	EA	0.40
4680G	Hex Nut; 1"; Grade A-563 galvanized	EA	0.40
4681G	Hex Nut; 1-1/2"-6; Grade 2H galvanized	EA	1.30
4699	1/8" x 1" x 2" Flat Stainless Nut 5/16-18	EA	N/A
4631	Hex Nut; 7/16"-14; Stainless steel; 100/bag	EA	0.03



Item #4610

## Nuts - Stainless Steel Jam (HW-NUT-03)

allG offers Jam Nuts made of stainless steel for general applications. The nuts can be used with bolts of the same finish and threading. They are generally used as a primary nut and can be tightened against the work surface with a heavy or finished hex nut (sold separately) to help prevent loosening. Use with bolts (also sold separately) of the same diameter, threading, and finish.

Item #	Description	Unit	Wt (lb)
4651	Jam Nut; Stainless steel; 1/2"; 100/bag	EA	0.03
4661	Jam Nut; Stainless steel; 5/8"	EA	0.05



Item #4651

### Galvanized Chains (HW-CHAIN-01)

allG offers Proof Coil Galvanized Chain that is made from low carbon steel and is an excellent general-purpose chain of standard commercial quality. Grade 30 is frequently used for fabricating towing chains, binding or tie down chains, and logging chains. Imported or Domestic. Do not use for overhead lifting. allG also can provide quick links and chain accessories.

Item #	Description	Unit	Wt (lb)
9028-14	Grade 30 Chain; Galvanized; 1/4"; 141 ft per canister	CASE	0.64
9028-12	Chain; Galvanized; 1/4" x 12" long	EA	0.64
9028-24	Chain; Galvanized; 1/4" x 24" long	EA	1.28
9028-36	Chain; Galvanized; 1/4" x 36" long	EA	1.92
9028-72	Chain; Galvanized; 1/4" x 72" long	EA	3.84
9028-156	Chain; Galvanized; 1/4" x 156"	EA	9.49
9029ZPS-516	Quick Link; Zinc-plated steel; 1,760 lb work load; 5/16"	EA	0.18



Item #9028-\*

### Studs - Stainless (HW-STUDS)

allG offers Solid Stainless Steel Studs (say that 3 times fast, hahaha) that are used to create a flush head assembly. They feature high torque-out and pushout resistances.

Item #	Description	Unit	Wt (lb)
4400-5	Threaded Stud; Stainless steel; 1/4"-20 x 1/2"	EA	0.01
4400-6	Threaded Stud; Stainless steel; 1/4"-20 x 3/4"	EA	0.01
4400-14-1-BULK	Threaded Stud; Allen head; Stainless steel; 1/4"-20 x 1"	EA	N/A
4400-516-12	Threaded Stud; Allen head; Stainless steel; 5/16"-18 x 1/2"; 25/bag	EA	0.01
4400-516-38	Threaded Stud; Stainless steel; 5/16"-18 x 3/8"	EA	0.01
4400-7	Threaded Stud; Stainless steel; 3/8"-16 x 1"	EA	0.02
4400-8	Threaded Stud; Stainless steel; 1/2"-13 x 1-1/4"	EA	0.07
4400-9	Threaded Stud; Stainless steel; 5/8" x 1-7/8"	EA	0.10



Item #4400-7

### Safety Tips (HW-STIPS)

allG offers Safety Tips to cover all exposed hardware. These tips are extremely flexible with durable protective closures which are ideal for use as thread protectors, dust and moisture seals, pipe and stud end color coding and for masking during painting or plating operations.

Item #	Description	Unit	Wt (lb)
9060-14	Vinyl Safety Tip; 1/4" deep; Black	EA	0.01
9061	Vinyl Safety Tip; 3/8" ID x 1/2" deep; Black	EA	0.01
9060	Vinyl Safety Tip; 7/16" ID x 1/2" deep; Black	EA	N/A



General Use

### Aluminum (HW-ROD-AL)

allG offers Aluminum Thread Rods (aka all-thread, ready rod, and threaded drill rod) that are easy to use with standard nuts and washers for general purpose fastening. Threaded rods are easily cut to a custom length with a metal cutting hacksaw or power band saw.

Item #	Description	Unit	Wt (lb)
A4320-4	Threaded Rod; aluminum; 1/2" x 4"	EA	0.07
A4320-12	Threaded Rod; Aluminum; 1/2" x 12" (1')	EA	0.20
A4320-18	Threaded Rod; Aluminum; 1/2" x 18" (1.5')	EA	0.30
A4320-24	Threaded Rod; Aluminum; 1/2" x 24" (2')	EA	0.40
A4320-30	Threaded Rod; Aluminum; 1/2" x 30" (2.5')	EA	0.50
A4320-36	Threaded Rod; aluminum; 1/2" x 36" (3')	EA	0.60
A4320-72	Threaded Rod; 6061-T6 aluminum; 1/2" x 72" (6')	EA	1.08



Aluminum All Threads

**Brass** (HW-ROD-02)

allG offers Brass Threaded Rod (also known as all-thread, ready rod, and threaded drill rod). It is easy to use with standard nuts and washers, and is used for general purpose fastening. Threaded rod can be easily cut to a custom length with a metal cutting hacksaw or power band saw.

Item #	Description	Unit	Wt (lb)
4312-6	Threaded Rod; Brass; 3/8" x 6" (0.5')	EA	0.19
4312-9	Threaded Rod; Brass; 3/8" x 9" (.75')	EA	0.29
4312-12	Threaded Rod; Brass; 3/8" x 12" (1')	EA	0.38
4312-18	Threaded Rod; Brass; 3/8" x 18" (1.5')	EA	0.57
4312-24	Threaded Rod; Brass; 3/8" x 24" (2')	EA	0.76
4312-36	Threaded Rod; Brass; 3/8" x 36" (3')	EA	1.14
4312	Threaded Rod; C360 brass; 3/8" x 72" (6')	EA	2.29
4320-6	Threaded Rod; Brass; 1/2" x 6" (0.5')	EA	0.34
4320-12	Threaded Rod; Brass; 1/2" x 12" (1')	EA	0.68
4320-18	Threaded Rod; Brass; 1/2" x 18" (1.5')	EA	1.02
4320-24	Threaded Rod; Brass; 1/2" x 24" (2')	EA	1.36
4320-30	Threaded Rod; Brass; 1/2" x 30" (2.5')	EA	1.70
4320-36	Threaded Rod; Brass; 1/2" x 36" (3')	EA	2.03
4320	All Thread; C360 brass; 1/2" x 72" (6')	EA	3.45



Brass Threaded Rod

**Galvanized** (HW-ROD-01)

allG offers galvanized Threaded Rods that are perfect for most general purpose fastening. These rods are easy to use with standard nuts and washers (sold separately) and are available in a variety of sizes and lengths.

Item #	Description	Unit	Wt (lb)
4310G-312	Threaded Rod; Galvanized; 3/8" x 3-1/2"	EA	0.12
4310G-4	Threaded Rod; Galvanized; 3/8" x 4"	EA	0.14
4310G-6	Threaded Rod; Galvanized; 3/8" x 6"	EA	0.14
4310G-612	Threaded Rod; Galvanized; 3/8" x 6-1/2"	EA	0.16
4310G-9	Threaded Rod; Galvanized; 3/8" x 9"	EA	0.22
4310G-12	Threaded Rod; Galvanized; 3/8" x 12" (1')	EA	0.28
4310G-15	Threaded Rod; Galvanized; 3/8" x 15"	EA	0.36
4310G-18	Threaded Rod; Galvanized; 3/8" x 18" (1.5')	EA	0.60
4310G-24	Threaded Rod; Galvanized; 3/8" x 24" (2')	EA	0.80
4310G-36	Threaded Rod; Galvanized; 3/8" x 36" (3')	EA	0.85
4375G-6	Threaded Rod; Galvanized; Low carbon 1008 grade; Meets A307 specifications; 1/2" x 6" (0.5')	EA	0.40
4375G-8	Threaded Rod; Galvanized; Low carbon 1008 grade; Meets A307 specifications; 1/2" x 8"	EA	0.50
4375G-10	Threaded Rod; Galvanized; Low carbon 1008 grade; Meets A307 specifications; 1/2" x 10"	EA	0.60
4375G-12	Threaded Rod; Galvanized; Low carbon 1008 grade; Meets A307 specifications; 1/2" x 12" (1')	EA	0.70
4375G-13	Threaded Rod; Galvanized; Low carbon 1008 grade; Meets A307 specifications; 1/2" x 13"	EA	0.57
4375G-15	Threaded Rod; Galvanized; Low carbon 1008 grade; Meets A307 specifications; 1/2" x 15"	EA	0.68
4375G-18	Threaded Rod; Galvanized; Low carbon 1008 grade; Meets A307 specifications; 1/2" x 18" (1.5')	EA	0.79
4375G-24	Threaded Rod; Galvanized; Low carbon 1008 grade; Meets A307 specifications; 1/2" x 24" (2')	EA	1.40
4375G-36	Threaded Rod; Galvanized; Low carbon 1008 grade; 1/2" x 36" (3')	EA	1.56
4375G	Threaded Rod; Galvanized; 1/2" x 72" (6')	EA	3.12
4325G-7	Threaded Rod; Galvanized; 5/8" x 7"	EA	0.48
4325G-10	Threaded Rod; Galvanized; 5/8" x 10"	EA	0.72
4325G-14	Threaded Rod; Galvanized; 5/8" x 14"	EA	1.00
4325G-24	Threaded Rod; Galvanized; 5/8" x 24" (2')	EA	1.74
4325G-36	Threaded Rod; Galvanized; 5/8" x 36" (3')	EA	2.60
4325G	Threaded Rod; Galvanized; 5/8" x 72" (6')	EA	4.97
4380G-9	Threaded Rod; galvanized; 3/4" x 9"	EA	1.20
4380G-13	Threaded Rod; galvanized; 3/4" x 13"	EA	1.70
4380G-22	Threaded Rod; galvanized; 3/4" x 22"	EA	2.92
4380G-24	Threaded Rod; galvanized; 3/4" x 24" (2')	EA	3.20
4380G-28	Threaded Rod; galvanized; 3/4" x 28"	EA	3.70
4380G-36	Threaded Rod; galvanized; 3/4" x 36" (3')	EA	4.78
4380G-44	Threaded Rod; galvanized; 3/4" x 44"	EA	5.80
4380G-72	Threaded Rod; Galvanized; 3/4" x 72" (6')	EA	9.55
4380G	Threaded Rod; Galvanized; 3/4" x 144" (12')	EA	14.96
4381G-12	Threaded Rod; Galvanized; 1" x 12" (1')	EA	2.13
4381G-18	Threaded Rod; Galvanized; 1" x 18" (1.5')	EA	3.19
4381G-24	Threaded Rod; Galvanized; 1" x 24" (2')	EA	4.26
4381G-30	Threaded Rod; Galvanized; 1" x 30" (2.5')	EA	5.30
4381G-36	Threaded Rod; Galvanized; 1" x 36" (3')	EA	6.39
4381G-120	Threaded Rod; Galvanized; 1" x 120" (10')	EA	21.30



Galvanized Threaded Rods

**Nylon** (HW-ROD-04)

allG offers Nylon Threaded Rod that allow for fast assembly and disassembly. Nylon is suitable when non-conductivity, corrosion resistance, and cost are important considerations. Coarse threads are better for brittle materials, and will assemble and disassemble more quickly than fine threads.

Item #	Description	Unit	Wt (lb)
4313	Threaded Rod; Nylon; 1/4"-20 x 48" (4')	EA	0.09
4314-4.5	Threaded Rod; Nylon; 3/8" x 4"	EA	0.02



Nylon Threaded Rod

## Stainless Steel (HW-ROD-03)

allG offers Stainless Steel Threaded Rod (also known as all-thread, ready rod, and threaded drill rod). It is easy to use with standard nuts and washers and is used for general purpose fastening. Threaded rod can be easily cut to a custom length with a metal cutting hacksaw or power band saw.

Item #	Description	Unit	Wt (lb)
4310-1.5	Threaded Rod; Grade 304 stainless steel; 3/8" x 1-1/2"	EA	0.04
4310-1.75	Threaded Rod; Grade 304 stainless steel; 3/8" x 1-3/4"	EA	0.05
4310-6	Threaded Rod; Grade 304 stainless steel; 3/8" x 6"	EA	0.18
4310-7	Threaded Rod; Grade 304 stainless steel; 3/8" x 7"	EA	0.18
4310-9	Threaded Rod; Grade 304 stainless steel; 3/8" x 9"	EA	0.26
4310-10	Threaded Rod; Grade 304 stainless steel; 3/8" x 10"	EA	0.26
4310-12	Threaded Rod; Grade 304 stainless steel; 3/8" x 12" (1')	EA	0.31
4310-18	Threaded Rod; Grade 304 stainless steel; 3/8" x 18" (1.5')	EA	0.53
4310-24	Threaded Rod; Grade 304 stainless steel; 3/8" x 24" (2')	EA	0.71
4310-36	Threaded Rod; Grade 304 stainless steel; 3/8" x 36" (3')	EA	1.06
4310	Threaded Rod; Grade 304 stainless steel; 3/8" x 72" (6')	EA	1.80
4315-1.63	Threaded Rod; Grade 304 stainless steel; 1/2"-13 x 1-5/8"	EA	0.08
4315-3	Threaded Rod; Grade 304 stainless steel; 1/2"-13 x 3"	EA	0.16
4315-4	Threaded Rod; Grade 304 stainless steel; 1/2"-13 x 4"	EA	0.21
4315-5	Threaded Rod; Grade 304 stainless steel; 1/2"-13 x 5"	EA	0.26
4315-6	Threaded Rod; Grade 304 stainless steel; 1/2"-13 x 6"	EA	0.31
4315-9	Threaded Rod; Grade 304 stainless steel; 1/2"-13 x 9"	EA	0.47
4315-12	Threaded Rod; Grade 304 stainless steel; 1/2"-13 x 12" (1')	EA	0.63
4315-15	Threaded Rod; Grade 304 stainless steel; 1/2"-13 x 15"	EA	0.84
4315-18	Threaded Rod; Grade 304 stainless steel; 1/2"-13 x 18" (1.5')	EA	0.94
4315-24	Threaded Rod; Grade 304 stainless steel; 1/2"-13 x 24" (2')	EA	1.25
4315-30	Threaded Rod; Grade 304 stainless steel; 1/2"-13 x 30" (2.5')	EA	1.57
4315-36	Threaded Rod; Grade 304 stainless steel; 1/2"-13 x 36" (3')	EA	1.88
4315-42	Threaded Rod; Grade 304 stainless steel; 1/2"-13 x 42"	EA	2.19
4315	Threaded Rod; Grade 304 stainless steel; 1/2"-13 x 72" (6')	EA	3.19
4325-6	Threaded Rod; Grade 304 stainless steel; 5/8" x 6"	EA	0.49
4325-12	Threaded Rod; Grade 304 stainless steel; 5/8" x 12" (1')	EA	0.61
4325-18	Threaded Rod; Grade 304 stainless steel; 5/8" x 18" (1.5')	EA	1.47
4325-24	Threaded Rod; Grade 304 stainless steel; 5/8" x 24" (2')	EA	1.96
4325	Threaded Rod; Grade 304 stainless steel; 5/8" x 36" (3')	EA	2.94
4380-72	Threaded Rod; Stainless steel; 3/4" x 72" (6')	EA	N/A



Stainless Steel Threaded Rod

## Yellow Zinc (HW-ROD-YZ)

allG offers galvanized Threaded Rods that are perfect for most general purpose fastening. These rods are easy to use with standard nuts and washers (sold separately) and are available in a variety of sizes and lengths.

Item #	Description	Unit	Wt (lb)
4315YZ	Threaded Rod; Zinc dichromate (yellow); 1/2" x 72" (6')	EA	0.54
4325YZ	Threaded Rod; Zinc dichromate (yellow); 5/8" X 72" (6')	EA	6.60



Yellow Zinc Threaded Rod

## Stainless Steel Self-Tapping Hex (HW-SCR-01)

allG offers Self-Tapping Hex Screws, also known as sheet metal screws, that are highly versatile. They are used in wood, fiberglass and metal, the self-drilling screw possesses a drill point enabling it to drill in its own hole in light gauge steel. The sharp threads create their own mating thread when drilled into the material. No pre drilled holes necessary.

Item #	Description	Unit	Wt (lb)
4510	Tek Screw; HWH stainless steel; SD2; #10 x 1/2"; 100/bag	EA	0.01
4512	Screw; TEK SD2; HWH stainless steel; #12 x 3/4"; 100/bag	EA	0.01
4512-2	Screw; TEK SD2; HWH stainless steel; #12 x 2"	EA	0.02



Item# 4510

### Stainless Steel Self-Tapping Hex with Seal Washer (HW-SCR-02)

allG offers self-tapping screws with a seal washer. They are used in wood, fiberglass and metal, the self-drilling screw possesses a drill point enabling it to drill in its own hole in light gauge steel. The sharp threads create their own mating thread when drilled into the material. No pre drilled holes necessary.

Item #	Description	Unit	Wt (lb)
4512-SW	Screw; TEK SD2; HWH stainless steel; With seal washer; #12 x 3/4"; 100/Bag	EA	0.01



Item# 4512-SW

### Stainless Steel Self-Drilling Hex (HW-SCR-03)

allG offers self-drilling hex screws that are ideal for projects that require metal on metal fastening applications. The engineered drill-point and flute removes tapping refuse and sizes holes for threads.

Item #	Description	Unit	Wt (lb)
4513	Screw; Structural steel drilling tap; HWH stainless steel; #5 point; #12-24 x 1-1/4"; 100/bag	EA	0.01
4514	Screw; Structural steel drilling tap; HWH stainless steel; #5 point; #12-24 x 1-1/2"; 100/bag	EA	0.01



Item# 4513

### Stainless Steel A-Point Hex (HW-SCR-04)

allG offers A-Point Hex Screws that are used for directly fastening into wood surfaces. A-Point screws can be used in masonry applications. The length of an A-Point screw is measured from the underhead bearing surface to the tip of the screw.

Item #	Description	Unit	Wt (lb)
4515-1	A-Point Screw; HWH 410SS Stainless Steel; #10 x 1/2"; 100/bag	EA	0.01
4515	A-Point Screw; HWH 410SS stainless steel; #10 x 3/4"; 100/bag	EA	0.01
4517	A-Point Screw; HWH 410SS Stainless Steel; #10 x 1"; 100/bag	EA	0.01
4519	A-Point Screw; HWH 410SS stainless steel; #10 x 1-1/2"; 100/bag	EA	0.01
4520	A-Point Screw; HWH 18-8 stainless steel; hex head no washer; #14 x 1-1/4"; 100/bag	EA	0.01
4522	A-Point Screw; HWH 18-8 stainless steel; Slotted; #10 x 1-1/2"; 100/bag	EA	0.01



Item# 4515-1

### Stainless Steel A-Point Phillips Pan (HW-SCR-05)

allG offers A-Point Phillips pan screws, also known as tapping screws. They are highly versatile - used in wood, fiberglass and metal, the sharp thread draws material together. Made from hardened steel, the threads create their own mating thread in pre-drilled holes.

Item #	Description	Unit	Wt (lb)
4518	Phillips Pan Screw; HWH stainless steel; A-Point; #8 x 1"; 100/bag	EA	0.01
4520-PH	Sheet Metal Pan Head Screw; Non-magnetic stainless steel; Washers sold separately; #14 x 1-1/4"; 50/bag	EA	0.01



Item# 4518

### Stainless Steel A-Point Phillips Flathead (HW-SCR-06)

allG offers A-Point Phillips flathead screws. They are generally for use in wood applications. Wood screws with flat heads are chosen for their lack of head height. The flat head will drill into the surface leaving the head of the fastener flat with the material surface. This function gives a clean finished appearance also aiding to applications where a protruding head is unacceptable.



Item# 4524

### Drywall (HW-SCR-07)

allG offers coarse drywall screws that have a phosphate black/dark grey color plating and no sheen. Perfect for any drywall need!

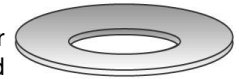
Item #	Description	Unit	Wt (lb)
4500-6114	Drywall Screw; #6 x 1-1/4"; Coarse thread; Phillips head; 250/ bag (bag cannot be broken)	BAG	1.00
4500-8212	Drywall Screw; #8 x 2-1/2" long; Coarse thread; Phillips head; 1 lb box; (Sold by the box)	BOX	1.00
4500-83	Drywall Screw; #8 x 3" long; Coarse thread; Phillips head; 1 lb bag (bag cannot be broken); 1 lb equals approximately 100 screws	BAG	1.00



Item #4500-6114

### Washers - Flat (HW-WSH-01)

allG offers Flat Washers that are generally used in applications with nuts and bolts. The washer provides a greater bearing surface which helps prevent a nut or bolt head from tearing through the material. They are commonly used in decks and fence building.



Item# 4710

Item #	Description	Unit	Wt (lb)
4710	Flat Washer; Stainless steel; 1/4" x 5/8" OD; 100/bag	EA	0.01
4730	Flat Washer; Stainless steel; 5/16" x 3/4" OD; 100/bag	EA	0.01
4722	Flat Washer; Stainless steel; 3/8" x 0.6370" OD; 100/bag	EA	0.01
4720	Flat Washer; Stainless steel; 3/8" x 7/8" OD; 100/bag	EA	0.01
A4720	Flat Washer; Aluminum; 3/8" x 1" OD	EA	0.01
4750	Flat Washer; Stainless steel; 1/2" x 1-1/4" OD; 100/bag	EA	0.02
4760	Flat Washer; Stainless steel; 5/8" x 1-1/2" OD	EA	0.03
4770	Flat Washer; Stainless steel; 3/4" x 1-3/4" OD	EA	0.06
4720G	Flat Washer; USS galvanized steel; 3/8" x 1" OD; 100/bag	EA	0.01
4750G	Flat Washer; F-436 galvanized steel; 1/2" x 1-1/16" OD; 100/bag	EA	N/A
4760G	Flat Washer; F-436 galvanized steel; 5/8" x 1-5/16" OD; 25/bag	EA	0.04
4761G	5/8" x 1-3/4" F-844 Galvanized Flat Washer - I.D. 11/16"	EA	0.07
4770G	Flat Washer; F-436 galvanized steel; 3/4" x 1-1/2" OD	EA	0.04
4720-316	Flat Washer; Grade 316 stainless steel; 3/8" x 7/8" OD	EA	0.01
4720BR	Flat Washer; Brass; 3/8" x 7/8" OD	EA	0.01
4780G	Flat Washer; F-436 galvanized steel; 1" x 2" OD	EA	N/A

### Washers - Specialty Sealing (HW-WSH-02)

allG offers Specialty Washers used in applications with nuts and bolts or screws. The neoprene flat washer provides a barrier to seal out liquids and gas. Nylon washers are combined with bolts (sold separately) to help distribute tension and load. The silicon bronze washer provides a non-corrosive assembly; typically used for marine construction and in applications for liquid handling and sewage disposal equipment.



Item #4728



Item #4717

Item #	Description	Unit	Wt (lb)
4728	Flat Washer; Neoprene; 3/8" x 1-1/2" OD	EA	0.02
4720SB	Flat Washer; Silicon bronze; 3/8"	EA	0.01
4724SB	Lock Washer; Silicone bronze; 3/8"	EA	0.01
4758	Flat Washer; Neoprene; 1/2" x 2" OD; 100/bag	EA	0.02
4710SB	Flat Washer; Silicon bronze; 1/4"	EA	0.01
4714SB	Lock Washer; Silicone bronze; 1/4"	EA	0.01
4719-12-916	Bonded Sealing Washer; Stainless steel/neoprene; #12 x 9/16"; Fits ALT part #4512-1; 500/bag	EA	0.01

### Washers - Fender (HW-WSH-04)

allG offers Fender Washers which are useful in sheet metal, plumbing, electrical, and other applications; compatible with 1/2" inner diameter stainless steel nuts and bolts (sold separately).



Item #4711

Item #	Description	Unit	Wt (lb)
4711	Fender Washer; Stainless steel; 1/4" x 1" OD; 100/bag	EA	0.01
4711-112	Fender Washer; 18/8 stainless steel; 1/4" x 1-1/2" OD; 100/bag	EA	N/A
4721-114	Fender Washer; Stainless steel; 3/8" x 1-1/4" OD; 100/bag	EA	0.01
4721	Fender Washer; Stainless steel; 3/8" x 1-1/2" OD; 100/bag	EA	0.01
4731	Fender Washer; Stainless steel; 5/16" x 1-1/2" OD	EA	0.02
4751	Fender Washer; Stainless steel; 1/2" x 2" OD; 100/bag	EA	0.05
4751-3	Fender Washer; Stainless steel; 1/2" x 3" OD; 0.06 thick	EA	0.12
4751-4	Fender Washer; Stainless steel; 1/2" x 4" OD; 0.06 thick	EA	0.14
4781	Washer; fender; stainless steel; 1" x 3" OD	EA	0.10
4720FG	Fender Washer; Galvanized; 3/8" x 1-5/8" OD x 1/16" thick; 50/bag	EA	0.03
4751G	Fender Washer; Galvanized; 1/2" x 2" OD; 11 ga thick; 50/bag	EA	0.07



### Washers - Lock (HW-WSH-05)

allG offers Lock Washers designed for even load distribution and grip material surface to help prevent loosening.

Item #	Description	Unit	Wt (lb)
4714	Lock Washer; Stainless steel; 1/4"; 100/bag	EA	0.01
4724	Lock Washer; Stainless steel; 3/8"; 100/bag	EA	0.01
4724-316	Lock Washer; Grade 316 stainless steel; 3/8"	EA	N/A
4734	Lock Washer; Stainless steel; 5/16"; 100/bag	EA	0.01
4754	Lock Washer; Stainless steel; 1/2"; 100/bag	EA	0.01
4764	Lock Washer; Stainless steel; 5/8"	EA	0.02
4774	Lock Washer; Stainless steel; 3/4"	EA	0.04
4724G	Lock Washer; F-844 galvanized; 3/8"; 100/bag	EA	0.01
4754G	Lock Washer; F-844 galvanized; 1/2"; 100/bag	EA	0.02
4764G	Lock Washer; F-844 galvanized; 5/8"; 25/bag	EA	0.03
4774G	Lock Washer; F-844 galvanized; 3/4"	EA	0.04
4784G	Washer; lock; F-844 galvanized; 7/8"	EA	N/A
4785G	1" Galvanized Split Lockwasher	EA	0.09



Item #4714

### Washers - Star Lockwasher with External Teeth (HW-WSH-07)

allG offers Star Lockwashers used in applications with nuts and bolts (sold separately). The splits in the lock washer provide a more uniform load distribution and grips the material surface to prevent loosening during vibration.

Item #	Description	Unit	Wt (lb)
4709PB	Star Lock Washer; 3/16"; Phosphorous bronze	EA	N/A
4715	Star Lock Washer; Stainless steel; External teeth; 1/4"; 100/bag	EA	0.01
4715PB	Star Lockwasher; 1/4; Phosphorous bronze; External teeth	EA	N/A
4732	Star Lockwasher; 5/16"; Stainless steel; External teeth	EA	0.01
4725	Star Lock Washer; 3/8"; Stainless steel; External teeth; 100/bag	EA	0.01
4725-316	Star Lock Washer; 3/8"; Grade 316 stainless steel; External teeth	EA	N/A
4755	Star Lock Washer; 1/2"; Stainless steel; External teeth	EA	0.01



Item #4715

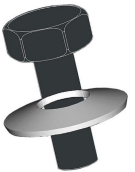
### Washers - Stainless Steel Belleville (HW-WSH-08)

allG offers Belleville Washers typically used as springs, or to apply a pre-load or flexible quality to a bolted joint or bearing.

Item #	Description	Unit	Wt (lb)
4718	Belleville Washer; Stainless steel; 1/4" x 1/2" OD; 0.022 thick	EA	0.01
4727	Belleville Washer; Stainless steel; 3/8" x 3/4" OD; 0.028 thick; 100/bag	EA	0.01
4757	Belleville Washer; Stainless steel; 1/2" x 1-1/4" OD; 0.125 thick	EA	0.03



Item #4718



Typical application

### Washers - Stainless Steel Fender Angled (HW-WSH-09)

allG offers Stainless Steel Fender Angled Washers that are useful for sheet metal-, plumbing-, electrical- and other applications; compatible stainless-steel nuts and bolts (not included).

Item #	Description	Unit	Wt (lb)
4751-30	Washer; fender; stainless steel; 1/2" x 2" OD; 0.062 thick; bent 30 degrees	EA	0.05
4751-60	Fender Washer; Stainless steel; 1/2" x 2" OD; 0.062 thick; Bent 60 degrees	EA	0.05
4751-90	Washer; fender; stainless steel; 1/2" x 2" OD; 0.062 thick; bent 90 degrees	EA	0.05



Item# 4751-30

### Washers - Stainless Steel Dragon Tooth (HW-WSH-10)

allG offers Dragon Tooth Washers made of stainless steel. The 'teeth' penetrate aluminum and copper surfaces, enabling copper-to-aluminum connections to be made in a bolted joint without the use of inhibiting compounds. These washers also accommodate the difference in dissimilar metals between copper and aluminum and enhance the efficiency of bolted grounding connections. (1" OD)

Item #	Description	Unit	Wt (lb)
4753-14	Dragon Tooth Washer; Stainless steel; 1/4"	EA	0.01
4753-516	Dragon Tooth Washer; Stainless steel; 5/16"	EA	0.01
4753-38	Dragon Tooth Washer; Stainless steel; 3/8"	EA	0.01
4753-12	Dragon Tooth Washer; Stainless steel; 1/2"	EA	0.01



Item #4753-14

### Washers- Square (HW-WSH1)

allG offers Square Washers designed to limit stress on contacting parts. These washers are useful for reducing noise, vibration, and electrical current.

Item #	Description	Unit	Wt (lb)
2194-38	Square Washer; Galvanized; 7/16" hole; 1/4" thick x 1-5/8" x 1-5/8"; Fits up to 3/8" bolts	EA	0.20
2194-12	Square Washer; Galvanized; 9/16" hole; 1/4" thick x 1-5/8" x 1-5/8"; Fits up to 1/2" bolts	EA	0.20
2194-SWB-12	Square Washer; Bare steel; 1/2" hole; 1/4" thick x 1-1/2" x 1-1/2"	EA	0.14



Item #2194-38

### Lead Washers (HW-WSH5)

allG offers Lead Washers for your jobsite needs.

Item #	Description	Unit	Wt (lb)
4759	Lead Washer; 1/2" x 1-3/4" OD	EA	0.06
4759-38	Lead Washer; 3/8" x 1-3/4" OD x 1/16" thick	EA	0.06



Item #4759

### Anchors - Drop-in (HW-ANCR-03)

allG offers Drop-in Anchors for heavy-duty and overhead applications in concrete and stone (requires setting tool sold separately).

Item #	Description	Unit	Wt (lb)
4819	Drop-In Anchor; zinc plated; requires 3/8" dia hole; includes setting tool; 1/4" x 1"; 100/box	EA	0.03
4820	Drop-In Anchor; Zinc plated; Requires 1/2" dia hole; Includes setting tool; 3/8" x 1-9/16"; 100/box	EA	0.06
4820HD	Drop-In Anchor; Heavy duty Carbon steel; Requires 1/2" dia hole; Includes setting tool; 3/8" x 1-9/16"; 50/box	EA	0.01
4830	Drop-In Anchor; Zinc plated; Requires 5/8" dia hole; Includes setting tool; 1/2" x 2"; 50/box	EA	0.12
4830HD	Drop-In Anchor; 1/2" x 2"; Carbon steel; Heavy duty; Requires 5/8" diameter hole; Includes setting tool; 50/box	EA	0.02
4832	Drop-In Anchor; Zinc plated; Requires 3/4" dia hole; Includes setting tool; 5/8" x 2-1/2"; 25/box	EA	0.35
4819-1	Drop-In Anchor Setting Tool; 1/4"	EA	0.02
4821	Drop-In Anchor Setting Tool; 3/8"	EA	0.02
4831	Drop-In Anchor Setting Tool; 1/2"	EA	0.01
4830-KIT	Drop-in Anchor Kit; 1/2"; kit of (4) includes: 1/2" drop-in anchors, 1/2" x 1-1/2" stainless bolts, & 1/2" stainless lock washers	EA	1.00
4832-1	Drop-In Anchor Setting Tool; 5/8"	EA	N/A



Item# 4819



Item# 4831

### Anchors - Masonry (HW-ANCR-06)

allG offers a Stainless Steel Hammer Drive Anchors with a relatively tamperproof mushroom head anchor for use in concrete, brick, stone, etc.

Item #	Description	Unit	Wt (lb)
4851	Masonry Anchor; Stainless steel; Hammer drive; Nail in; 1/4" x 1"; 100/box	EA	0.02
4857	Masonry Anchor; Stainless steel; Hammer drive; Nail in; 1/4" x 2"; 100/box	EA	0.03
4806	Masonry Anchor; Zinc plated; Hammer drive; Nail in; 3/16" x 7/8"; 100/box	EA	0.01
4850-6	Nail-In Anchor Setting Tool; 6"; For use with a hammer drill	EA	N/A

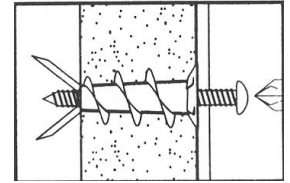


Item# 4851

**Anchors - Zap-In** (HW-ANCR-07)

allG offers zap-In anchors that use #8 screws at least 3/4" long, and wall board 3/8" - 1" thick. Made in the USA.

Item #	Description	Unit	Wt (lb)
4840	Zap-In Anchor; Zinc; Uses #8 screw; 1-5/16 OAL"; 100/box	EA	0.01



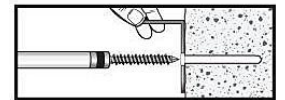
Typical Application

Item# 4840

**Anchors - Concrete Anchor** (HW-ANCR-08)

allG offers Tapcon Concrete Anchors which feature fast installation; drill a hole and drive an anchor. They also replace small-diameter expansion anchors, plugs, and screws in light to medium duty applications; are reversible and removable; and no inserts are required. These concrete anchors can be installed close to the edge of concrete, and have a thread design resulting in increased pullout values and lower installation torques.

Item #	Description	Unit	Wt (lb)
4805	Masonry Screw Anchor; Carbon steel with blue stalgard coating; Hex washer head; 1/4" x 2-3/4"; 100/pack	PK	2.60



Typical Application

Item #4805

**Anchors - Sleeve** (HW-ANCR-09)

allG offers stainless steel, hex, Sleeve Anchors constructed of high quality stainless steel parts. Each part is assembled into a complete ready-to-use anchor. The anchor consists of a threaded stud with an outwardly flared cone-shaped end. A tubular expander sleeve is assembled over the stud and butted against the small diameter of the cone. A washer and hex nut are then assembled on the stud to complete the anchor.

Item #	Description	Unit	Wt (lb)
4819-138	Sleeve Anchor; Hex nut; Stainless steel; 1/4" x 1-3/8"	EA	0.05
4822	Sleeve Anchor; Hex nut; Stainless steel; 3/8" x 1-7/8"	EA	0.06



Item #4822

**Anchors - Plastic** (HW-ANCR-10)

allG offers Plastic Anchors that are a light-duty, low-cost fastener which work in a wide variety of base materials including poured concrete, block, brick, stone, sheet rock, stucco, and mortar. They are great for a variety of applications including conduit straps and lightweight hardware.

Item #	Description	Unit	Wt (lb)
4810-68-34	Plastic Anchor; Conical; Blue; #6 - 8 x 3/4"; 100/box	EA	0.05
4810-810-78	Plastic Anchor; Conical; #8-10 x 7/8"; 100/box	EA	0.10
4810-1012-1	Plastic Anchor; Conical; Blue; #10-12 x 1"; 100/box	EA	0.10
4810-1	Plastic Anchor; Conical; Blue; #14-16 x 1-3/8"; 100/box	BOX	0.01



Item #4810-1012-1

**Anchors - Lead** (HW-ANCR-11)

allG offers Lead Anchors that are designed for use in concrete, brick, or block. Lead screw anchors are designed for light duty fastening and are easy to install using the corresponding sheet metal screw to expand the lead screw anchor in the base material. The lead screw anchor/shield is made from a rust resistant zamac material.

Item #	Description	Unit	Wt (lb)
4812	Lead Anchor; Wood screw; 5/16" drill; #10-14 x 1"	EA	0.02



Item# 4812

## Anchors - Wedge (HW-ANCR-12)

allG offers stainless steel Wedge Anchors that are used for heavy-duty fastening applications where high pullout values are required. The anchor and the hole diameter are the same, simplifying anchor installation. The advanced design of the collar, with three protruding prongs to grip the interior of the hole, reduces the likelihood of the anchor "spinning" during installation. In addition, the hole depth is not critical, as the wedge is non-bottom bearing, although the hole must be at least as deep as its minimum embedment depth.

Item #	Description	Unit	Wt (lb)
4822-334	Wedge Anchor; Grade 304 stainless steel; 3/8" x 3-3/4"	EA	0.14
4822-12512	Wedge Anchor; Grade 304 stainless steel; 1/2" x 5-1/2"; 25/box	EA	0.30
4822-12512-KIT	Wedge Anchor Kit; Grade 304 stainless steel; Includes (4) 1/2" x 5-1/2", nuts, & washers	KIT	1.35
4822-34512CS	Wedge Anchor; Carbon steel; 3/4" x 5-1/2"; 20/pack	PK	8.10
4832HD-WA-6	Hilti Wedge Anchor; 5/8" x 6"	BOX	0.40
4837	Wedge Anchor; Carbon steel; 3/8" x 3-3/4"; 50/box	EA	6.00
4838	Wedge Anchor; Zinc-plated steel; 1/2" x 5-1/2"; 25/box	BOX	0.31



Item# 4822-334

## Nails (HW-NAIL)

allG offers all-around general purpose structural nails. They are the recommended first choice for construction of permanent wood foundations by the American Plywood Association.

Item #	Description	Unit	Wt (lb)
4910	Nail; Grade 304 stainless steel; 4D; 1-1/2" x #12; 250/box/bag (1 lb)	LB	1.00



Item #4910

## Hardware Kits (HW-KITS)

allG offers Hardware Kits that are perfect to have on hand at any jobsite!

Item #	Description	Unit	Wt (lb)
4427-KIT	Compression Lug Hardware Kit; For 3/8" holes; Bucket of (250) of each: 3/8" x 1-1/4" stainless bolts, 3/8" stainless nuts, 3/8" stainless lock washers, 3/8" stainless flat washers	BUCKET	18.30
4403-KIT	Compression Lug Hardware Kit; For 1/4" holes; Bucket of 250 each of: 1/4" x 1" stainless bolts, 1/4" stainless nuts, 1/4" stainless lock washers, 1/4" stainless flat washers	BUCKET	7.43



Item #4427-KIT

## Shackles (LP-OVHD-SHACKLE)

allG offers Screw & Bolt Pin Anchor Shackles that are heat-treated and have loads based on a safety factor of 6-to-1. The size, working load limit, and trademark are permanently marked on all shackles.

Item #	Description	Unit	Wt (lb)
4891-12G-BP	Crosby Shackle; 1/2" galvanized; Screw pin type; 2-ton work load limit	EA	0.77
4891-58G-BP	Crosby Shackle; Galvanized; 5/8"; Screw pin; 3.25 ton work load limit	EA	1.51
4891-34G-BP	Crosby Shackle; Galvanized; 3/4"; Screw pin; 4.75 ton work load limit	EA	2.46
4891-38G-SPIM	Screw Pin Safety Anchor Shackle; Galvanized; 3/8"; 1 ton work load limit	EA	0.30



Bolt Pin Shackles



Screw Pin Shackles

**Thimbles** (LP-OVHD-THIMBLE)

allG offers Wire Rope Thimbles that have a galvanized finish and are recommended for light duty applications. Made in the USA.

Item #	Description	Unit	Wt (lb)
4894-38G	Wire Rope Thimble; 3/8"; Galvanized; Standard duty open pattern; MADE in USA	EA	0.09
4894-12G	Wire Rope Thimble; 1/2"; Galvanized; Standard duty closed; MADE in USA	EA	0.17
4894-58G	Wire Rope Thimble; 5/8"; Galvanized; Standard duty closed; MADE in USA	EA	0.30
4894-34G	Wire Rope Thimble; 3/4"; Galvanized; Standard duty closed; MADE in USA	EA	0.40



Item #4894-34G

**Eye Nuts** (LP-OVHD-EYENUT)

allG offers Drop Forged Eye Nuts with loads based on a safety factor of 5-to-1. They are drilled and tapped standard. Made in the USA.

Item #	Description	Unit	Wt (lb)
4893-12G	Eye Nut; Hot dip galvanized; 1/2 - 13; 2200 lb capacity rating; MADE in USA	EA	0.30
4893-58G	Eye Nut; Hot dip galvanized; 3600 lb capacity rating; MADE in USA; 5/8"-11	EA	0.62
4893-34G	3/4 - 10 Hot Dip Galvanized Eye Nut - MADE in USA Capacity Rating: 5200 lbs	EA	1.03



Item #4893-12G

**Rope Clips** (LP-OVHD-RPCLIP)

allG offers Wire Rope Clips that feature the "Chicago" trademark embossed on all forged steel clip bases. This identification symbolizes rope clips manufactured to rigid specifications. Component parts are galvanized. Made in the USA.

Item #	Description	Unit	Wt (lb)
4892-38G	Wire Rope Clip; 3/8"; Galvanized malleable iron; Fits up to (2) 7/16" (0.4375) diameter wires; MADE in USA	EA	0.19
4892-12G	Wire Rope Clip; 1/2"; Galvanized malleable iron; Fits up to (2) 1/2" (0.500) diameter wires; MADE in USA	EA	0.33
4892-58G	Wire Rope Clip; 5/8"; Galvanized malleable iron; Fits up to (2) 5/8" (0.625) diameter wires; MADE in USA	EA	0.56
4892-34G	Wire Rope Clip; 3/4"; Galvanized malleable iron; Fits up to (2) 3/4" (0.75) diameter wires; MADE in USA	EA	0.81
4892-78G	Wire Rope U-Bolt Clip; 7/8"; Galvanized malleable iron; Fits up to (2) 7/8" (0.875) diameter wires; MADE in USA	EA	1.40
4892-1G	Wire Rope Clip; 1"; Galvanized malleable iron; Fits up to (2) 1" diameter wires; MADE in USA	EA	N/A



Item #4892-12G

## Eye Bolts (LP-OVHD-EYEBOLT)

allG offers Machine Thread Eye Bolts that feature regular, shoulder, and screw thread. They are drop forged, heat-treated steel eye bolts supplied as standard with a hot galvanized finish. Loads are based on a safety factor of 5-to-1. Made in the USA.

Item #	Description	Unit	Wt (lb)
4889-126G	Eye Bolt; Galvanized; 1/2"-13 x 6"; 3" of threads; Fits 3" OD thru 5-9/16" OD pole; 2200 lb rating capacity; Includes (1) galvanized nut; MADE in USA	EA	0.60
4889-128G	Eye Bolt; Galvanized; 1/2"-13 x 8"; 4" of threads; Fits 4" OD thru 7-9/16" OD pole; 2200 lb rating capacity; Includes (1) galvanized nut; MADE in USA	EA	0.71
4889-1210G	Eye Bolt; Galvanized; 1/2"-13 x 10"; 4" of threads; Fits 6" OD thru 9-9/16" OD pole; 2200 lb rating capacity; Includes (1) galvanized nut; MADE in USA	EA	0.83
4889-1212G	Eye Bolt; Galvanized; 1/2"-13 x 12"; 4" of threads; Fits 8" OD thru 11-9/16" OD pole; 2200 lb rated capacity; Includes (1) galvanized nut; MADE in USA	EA	0.96
4889-586G	Eye Bolt; Galvanized; 5/8"-11 x 6"; 3" of threads; Fits 3"OD thru 5"OD pole; 3500 lb rating capacity; Includes (1) galvanized nut; MADE in USA	EA	0.96
4889-588G	Eye Bolt; Galvanized; 5/8"-11 x 8"; 4" of threads; Fits 4" OD thru 7" OD pole; 3500 lb rating capacity; Includes (1) galvanized nut; MADE in USA	EA	1.28
4889-5812G	Eye Bolt; Galvanized; 5/8"-11 x 12"; 4" of threads; Fits 8" OD thru 11" OD pole; 3500 lb rating capacity; Includes (1) galvanized nut; MADE in USA	EA	1.46
4889-5815G	Eye Bolt; Galvanized; 5/8"-11 x 15"; 6" of threads; Fits 9" OD thru 14" OD pole; 3500 lb rating capacity; Includes (1) galvanized nut; MADE in USA	EA	1.68
4889-5818G	Eye Bolt; Galvanized; 5/8"-11 x 18"; 6" of threads; Fits 12" OD thru 17" OD pole; 3500 lb rating capacity; Includes (1) galvanized nut; MADE in USA	EA	1.95
4889-346G	Eye Bolt; Galvanized; 3/4"-10 x 6"; 3" of threads; Fits 3" OD thru 5" OD pole; 5200 lb rating capacity; Includes (1) galvanized nut; MADE in USA	EA	1.60
4889-348G	Eye Bolt; Galvanized; 3/4"-10 x 8"; 4" of threads; Fits 4" OD thru 7" OD pole; 5200 lb rating capacity; Includes (1) galvanized nut; MADE in USA	EA	1.80
4889-3410G	Eye Bolt; Galvanized; 3/4"-10 x 10"; 4" of threads; Fits 6" OD thru 9" OD pole; 5200 lb rating capacity; Includes (1) galvanized nut; MADE in USA	EA	2.00
4889-3412G	Eye Bolt; Galvanized; 3/4"-10 x 12"; 4" of threads; Fits 8" OD thru 11"OD pole; 5200 lb rating capacity; Includes (1) galvanized nut; MADE in USA	EA	2.33
4889-3415G	Eye Bolt; Galvanized; 3/4"-10 x 15"; 6" of threads; Fits 9" OD thru 14" OD pole; 5200 lb rating capacity; Includes (1) galvanized nut; MADE in USA	EA	2.54
4889-3418G	Eye Bolt; Galvanized; 3/4"-10 x 18"; 6" of threads; Fits 12" OD thru 17" OD pole; 5200 lb rating capacity; Includes (1) galvanized nut; MADE in USA	EA	2.90
4889-3424G	Eye Bolt; Galvanized; 3/4"-10 x 24"; 6" of threads; Fits 18" OD thru 23" OD pole; 5200 lb rating capacity; Includes (1) galvanized nut; MADE in USA	EA	3.69
4888-12-112HDG	Machine Eye Bolt; 1/2" x 1-1/2"; Hot-dipped galvanized; Fully threaded; With shoulder	EA	0.38
9028-1	1/4" x 4" Galvanized Eyebolt with 2-1/2" of Threads includes 1/4" Stainless Hex Nut	EA	N/A



Item #4889-128G

## Turnbuckles (LP-OVHD-TBUCKLE)

allG offers Drop Forged Turnbuckles with maximum load ratings based on a straight vertical lift in a gradually increasing manner. These turnbuckles meet the performance requirements of ASTM Specification F1145-92 Type 1 Grade 1. Made in the USA.

Item #	Description	Unit	Wt (lb)
4890-129G	Jaw & Eye Turnbuckle; Galvanized; 1/2" threads x 9" body; 6" of adjustemt; 2200 lb max load limit; MADE in USA	EA	1.99
4890-1212G	Jaw & Eye Turnbuckle; Galvanized; 1/2" threads x 12" body; 9" of adjustemt; 2200 lb max load limit; MADE in USA	EA	2.25
4890-589G	Jaw & Eye Turnbuckle; Galvanized; 5/8" threads x 9" body; 6" of adjustemt; 3500 lb max load limit; MADE in USA	EA	3.28
4890-5812G	Jaw & Eye Turnbuckle; Galvanized; 5/8" threads x 12" body; 9" of adjustemt; 3500 lb max load limit; MADE in USA	EA	4.02
4890-349G	Jaw & Eye Turnbuckle; Galvanized; 3/4" threads x 9" body; 6" of adjustemt; 5200 lb max load limit; MADE in USA	EA	5.23
4890-3412G	Jaw & Eye Turnbuckle; Galvanized; 3/4" threads x 12" body; 9" of adjustment; 5200 lb max load limit; MADE in USA	EA	6.03



Item #4890-1212G

### Adhesives - PL400 (HW-ADH-01)

allG offers heavy-duty structural and construction adhesives. They can be used in bonding items such as wood, steel, ceramic, masonry, concrete, aluminum, copper, etc. and are suitable for interior and exterior applications.

Item #	Description	Unit	Wt (lb)
5010	PL400 Construction Adhesive; Heavy duty; 10.2 oz tube; 12/case	EA	0.90
5009	PL400 Construction Adhesive; 28 oz tube	EA	2.30



Item# 5009

### Adhesives - Dryvit (HW-ADH-01a)

allG offers Dryvit; a one-part urethane-based adhesive that provides superior results and lasts as long as the surfaces joined together. It is safe to use and may be applied inside or outside.

Item #	Description	Unit	Wt (lb)
5003	Dryvit AP Adhesive; 29 oz tube	EA	2.38



Item# 5003

### Asphalt Crack Fillers (CONTRAC2)

allG offers AsphaltG Crack Fillers that feature a non-drip valve and cone-shaped design. It comes complete with legs and speeds up your asphaltG repairs.

Item #	Description	Unit	Wt (lb)
5050-CF	Asphalt Crack Filler Bucket with Legs; 2-1/2 Gal capacity; Adjustable pouring nozzle; For applying hot or cold asphalt filler	EA	9.90



Item# 5050-CF

### Antifreeze (HW-14.1f)

allG offers Antifreeze which provides unsurpassed cooling system protection, improved component durability and extraordinary extended life cooling capabilities for up to 5 years or 150,000 miles. Virtually all automobile and light-duty truck cooling systems can benefit from the increased cooling system protection of Havoline Extended Life.

Item #	Description	Unit	Wt (lb)
9446	Havoline Extended Life Anti-Freeze; 1 gallon	EA	4.00



Item #9446

**Armor All** (AUTO1)

allG offers Armor All that cleans, shines and protects any rubber, vinyl, and plastic. Its special formula protects against UV damage and oxidation, slowing the aging process. Grab a few bottles, who says it's only for your vehicle?

Item #	Description	Unit	Wt (lb)
9449	Armor All Original Protectant Spray; 32 oz	EA	2.00



Item #9449

**Automatic Transmission Fluid** (HW-14.1c)

allG offers Automatic Transmission Fluid that is formulated with premium, severely hydroprocessed base stocks and additives that helps provide oxidation and thermal stability, friction control, load-carrying ability, corrosion and wear protection. It helps protect against the formation of deposits, sludge, varnish, and foam.

Item #	Description	Unit	Wt (lb)
9443	Automatic Transmission Fluid; Valvoline / Quart	EA	1.90

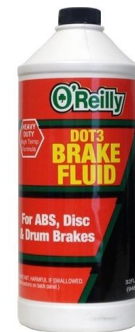


Item #9443

**Brake Fluid** (HW-14.1j)

allG offers Brake Fluid that is a DOT 3-motor vehicle brake fluid for disks and drum brakes. It meets Federal Motor Vehicle Safety Standard Number 116, SAE-J-1703 and W-B-680a. This brake fluid is a specially compounded preparation designed solely for use in motor vehicle braking systems.

Item #	Description	Unit	Wt (lb)
9452	Brake Fluid; DOT 3; Quart	EA	2.00



Item #9452

**Car Wash Soap** (HW-14.1g)

allG offer a high foaming Car Wash Soap formulated to polish and shine as it cleans. The non-abrasive formula decreases drying time without spotting or streaking.

Item #	Description	Unit	Wt (lb)
9447	Car Wash Soap; Liquid; Concentrate; 64 oz	EA	1.50



Item #9447



**Degreasers/Carburetor Cleaners** (HW-AS-DG)

allG offers Degreasers/Carburetor Cleaners as part of our auto supply line. This cleaner is designed for use on all types of materials to remove grease residue. It also removes varnish, sludge, and other deposits from carburetor, linkage, PVC valves, automatic choke, and air intake.

Item #	Description	Unit	Wt (lb)
DEGREASER	Degreaser/Carburetor Cleaner; Heavy duty; 14 oz	EA	1.00



Item #DEGREASER

**Funnels** (HW14-1-FUNNELS)

allG offers Funnels for all of your liquid transferring needs. Grab a few!

Item #	Description	Unit	Wt (lb)
9260	Plastic Funnel; 1 Pint; 5.25" L x 5.50 W x 5.50 H; Red	EA	0.80



Item #9260

**Fuse Packs** (HW14-1)

allG offers Fuse Packs that are standard for vehicle circuit protection throughout the world. They allow more circuits to be protected while utilizing less space and can handle high temperatures in adverse environments.

Item #	Description	Unit	Wt (lb)
9487-ATC	Littlefuse Assorted "ATC" Fuse Pack; 42 Pack; Includes of 7 each: 5, 10, 15, 20, 25 & 30 amp fuses and FT-3 fuse tester/puller	PK	0.65
9487-ATM	Littlefuse Assorted "ATM" Fuse Pack; 8 Pack; Includes 2, 5, 7.5, 10, 15, 20, 25 and 30 amp fuses	PK	0.16



Item #9487-ATM

**Gasket Maker** (HW14-1-GM)

allG offers Permatex Gasket Maker for sealing cut gaskets and stamped parts. Slow drying, non-hardening sealant makes disassembly easy if required. This sealant resists common shop fluids and fuels and should be used when sealing is more important than adhesion.

Item #	Description	Unit	Wt (lb)
9487-GM-BLK	Permatex Silicone Gasket Maker; RTV Hi-Temp; 3.35 oz tube; Ultra black	EA	0.20



Item #9487-GM-BLK

## Grease & Accessories (HW-GREASE)

allG offers all you need for your greasing jobs! For easy and quick work, pick up our heavy duty, 3-way loading grease gun. Make sure to grab a few of the 1/8" NPT male fitted hoses to ensure you are always ready to grease up your equipment. Remember, a well-greased machine makes work easier! We even carry a degreaser in case you are really messy!

Item #	Description	Unit	Wt (lb)
GREASEGUN	Grease Gun; For standard 14" tube; Heavy duty; Devolops over 10,000psi; 3-way loading	EA	2.90
GREASEGUNHOSE	Greasegun Flex Hose; 18"	EA	0.20
GREASE-RED	Grease; 14 oz cartridge; Multi-purpose; Hi-temp; Red	EA	0.95
GREASE-WHITE	White Lithium Grease; 14 oz cartridge; For use on Plasma	EA	1.00
DEGREASER	Degreaser/Carburetor Cleaner; Heavy duty; 14 oz	EA	1.00
9480	Grease & Oil Absorber; 25 lb bag	EA	40.00



Item #GREASEGUN



Item #GREASE-WHITE

## Hooks & Brackets (AUTO2)

allG offers Hooks and Brackets that are perfect for hanging hoses, spreaders, lawn mowers, and even tires. They are rust resistant for indoor and outdoor use with plastic safety end caps.

Item #	Description	Unit	Wt (lb)
VAN-HOOK	Hang All; V-Shaped; Black	EA	0.70



Item #VAN-HOOK


## Jacks (HW14-1-JACKS)

Jacks

Item #	Description	Unit	Wt (lb)
TR-RAMPJACK	Trailer Ramp Jack; 1/8" Diamond plate; Attached handle; Yellow	EA	20.50



BOTTLE-JACK



TR-RAMP-JACK

## Jumper/Booster Cables (HW-14.1b)

allG offers Jumper/Booster Cables to help when your equipment does not engage. These cables are designed for tangle-free operations and the dual cable construction offers durability time after time.

Item #	Description	Unit	Wt (lb)
9459	Jumper/Booster Cables; 6 Gauge; 16 Foot; Orange & black	EA	4.36



Item# 9459

### Diesel Motor Products (HW-14.1e)

allG offers Delo(R) 400 monograde oils that are mixed-fleet motor oils recommended for older 4-stroke gasoline and diesel engines. Delo 400 monograde heavy duty motor oils are premium quality engine oils. They are formulated utilizing advanced additive technology which helps provide outstanding engine protection for 4-stroke diesel engines requiring a monograde engine oil. allG also offers Diesel Exhaust Fluid for 2010 or newer diesel engine vehicles. allG's Diesel Exhaust Fluid is a nontoxic solution of 67.5% purified water and 32.5% ultra pure automotive grade urea and is not a fuel or fuel additive. It is stable, colorless, and odorless and meets ISO Standards 22241 for purity and composition and is an American Petroleum Institute (API) certified diesel exhaust fluid. These are the highest quality and safety standards in place to ensure optimum SCR performance.



Item #9445



Item #9445-1

Item #	Description	Unit	Wt (lb)
9445	Diesel Engine Oil; 1 Gal	EA	4.00
9445-1	Diesel Exhaust Fluid; 2.5 gallon	EA	19.60
9445-55	Diesel Exhaust Fluid; 55 Gal	EA	N/A

### Motor Fuel & Oil (HW14-1a)

allG offers Valvoline Premium conventional motor oil. It resists breakdown in the most severe engine environments, flows easily at low temperatures, and reduces wear at start-up. It also fights formation of sludge and varnish deposits that reduce engine life, and contains anti-wear additives that dramatically reduce engine wear and meets European and Japanese wear requirements. Valvoline Premium improves fuel economy in new and old vehicles and provides excellent protection to critical turbo components.



Item #9442

Item #	Description	Unit	Wt (lb)
9442	Motor Oil; SAE 5W-30; 1 quart	EA	2.00
OIL-2CYCLE	Engine Oil; 2-cycle; 1:1 mix; 2.6 oz	EA	0.20
OIL-2CYCLE-TRU	TRUFUEL 2-Cycle Fuel; 32 fl oz; Pre-blended 50:1 engineered fuel & oil mix; No ethanol; 2 year shelf life	EA	1.80

### Power Steering Fluid (HW-14.1d)

allG offers Power Steering Fluid which helps maintain efficiency, performance, and the condition of power steering units. It is designed to prevent leakage and squealing under severe conditions, will not clog or foam, and helps prevent corrosion, oxidation and wear.



Item #9444

Item #	Description	Unit	Wt (lb)
9444	Power Steering Fluid; Quart	EA	2.00

### Tail Lamp Light Bulb (HW-14.1k)

allG offers Tail Lamp Bulbs that are designed for crystal clear bright white light and able to withstand road shock and vibration. They are constructed with a robust filament and proprietary gas mixture, designed for maximum durability and performance, while enabling lower maintenance and provide greater safety.



Item #9460



Bottom of item #9460

Item #	Description	Unit	Wt (lb)
9460	Tail Lamp Replacement Bulb; Sylvania #3157	EA	0.10

**Tar & Grease Remover** (HW-14.1h)

allG offers Tar & Grease Remover formulated to cling to vertical surfaces for better cleaning performance. This cleaner removes bugs, tar, and tree sap and requires no rubbing; just spray on & wipe off. It also leaves a protective barrier to make future cleaning easier and is safe for all finishes.

Item #	Description	Unit	Wt (lb)
9448	Tar & Grease Remover; 16 oz	EA	1.15



Item #9448

**Tire Spray** (HW14-1k)

allG offers Tire Spray in an easy, one-step application for deep, black, wet looking tires. Wet 'n Black tire spray leaves a rich, satin finish and a protective barrier that prevents surface cracking and discoloration while helping to repel dirt, dust and moisture.

Item #	Description	Unit	Wt (lb)
9451	Black Magic Tire Wet; Tire care shine spray; Cherry scent; 23 oz	EA	0.60



Item #9451

**Wheel Cleaner** (HW-14.1i)

allG offers Wheel Cleaner that is formulated specifically to remove and dissolve brake dust, dirt, oil and grime on contact. This cleaner is designed for use on ABS plastic, anodized, chrome and clear coated factory-treated wheels and hubcaps.

Item #	Description	Unit	Wt (lb)
9450	Wheel Cleaner; 32 oz spray bottle	EA	2.00



Item #9450

**Windshield Cleaner** (HW14-5)

allG offers Windshield Cleaner that leaves a streak-free finish and protects against freezing up to 22 F temperatures.

Item #	Description	Unit	Wt (lb)
9455	Windsheld Cleaner; 1 gallon	EA	8.75



Item #9455

**Bags** (GL-TOOLS9)

allG offers Bags to help you stay organized. These bags are a convenient storage option for tools or other equipment. Tools can get lost easily in a large toolbox, but these options will help you take control of the organization in your workspace by providing you with a separate space for your tools of choice. Strong and durable, these bags are made to last.

Item #	Description	Unit	Wt (lb)
5303-CTB-21	Makita Contractor Tool Bag; 21"; Reinforced handles; Shoulder strap included	EA	1.00
5702-GB-BL	Gear Bag; 24" W x 12" H x 18" L; Canvas; Black	EA	3.00



Item #5303-CTB-21



Item #5702-GB-BL


**Batteries** (HW14-3)

allG offers Batteries made of alkaline, silver oxide, and lithium. These batteries provide long-lasting power and better performance than the competition. Alkaline batteries are good for a wide variety of devices like toys, remote controls, and flashlights; lithium batteries are great for equipment such as handheld power tools, wireless handheld devices, etc.; and silver oxide batteries are great for use in small electronic devices, such as watches and calculators. Whatever your battery needs, allG has your solution!

Item #	Description	Unit	Wt (lb)
BATTERY-AAAA	AAAA Battery; Alkaline; 2/pack	PK	0.10
BATTERY-AAA	AAA Battery; Alkaline; 4/pk	PK	0.10
BATTERY-AA	AA Battery; Alkaline; 4/pack	PK	0.20
BATTERY-C	C Battery; Alkaline; 2/pack	PK	0.30
BATTERY-D	D Battery; Alkaline; 2/pack	PK	1.32
BATTERY-9V	9-Volt Battery; Alkaline; 1/pack	PK	0.10
BATTERY-357	357 Button Battery; Silver oxide; 1/pack	EA	0.01
BATTERY-389	389 Button Battery; Silver oxide; For use in calculators; 1/pack	EA	0.01
BATTERY-CR2032	CR2032 Battery; Lithium; 1/pack	EA	0.02
BATTERY-CR2430	CR2430 Battery; Lithium; 1/pack	EA	0.01



Item #BATTERY-C



Item #BATTERY-CR2032

## Bins & Accessories (CS-BINS)

allG offers Plastic Bins and Accessories that are ideal for storage and organization. The clear label holders (BIN-BUDDIES) are specially designed for plastic bins and feature a clear, barcode-compatible window that protect labels from dirt and moisture. Organization is a breeze with these products!

Item #	Description	Unit	Wt (lb)
BIN-YEL-SM	Shelf Bin; Plastic; 4" x 4-1/8" x 11-5/8"; Yellow	EA	0.35
BIN-YEL-MED	Shelf Bin; Plastic; 4" x 7" x 24" Outside Dimensions; Yellow	EA	0.95
BIN-YEL-LG	DISCONTINUED Shelf Bin; Plastic; 4" x 11" x 24" Outside Dimensions; Yellow	EA	1.40
BIN-BLUE-SM	Shelf Bin; Plastic; 4" x 4-1/8" x 11-5/8"; Blue	EA	0.25
BIN-BLUE-MED	Shelf Bin; Plastic; 4" x 7" x 24"; Blue	EA	0.20
BIN-BLUE-LG	Shelf Bin; Plastic; 4" x 11-1/8" x 23-5/8"; Blue	EA	0.50
BIN-BLUE-ST	DISCONTINUED Shelf Bin; Plastic; Stackable; 5" x 5-1/2" x 11"; Blue	EA	0.60
BIN-BUDDIES	Plastic Bin Label Holder; Self-adhesive back; 2" x 4"; Clear	EA	0.02



Yellow Plastic Bin



Item #BIN-BUDDIES (bin not included)

## Tool Carriers & Accessories (GL-TOOLS9b)

allG offers convenient Belts & Pouches to help you stay organized. They are a convenient storage option for tools or other equipment. Tools can get lost easily in a large toolbox, but these options will help you organize your workspace by providing a separate space for your tools of choice. The tool belt is the perfect companion to any tool pouch.

Item #	Description	Unit	Wt (lb)
5351-8	Electrician's Tool Pouch; Leather; 8-pocket	EA	1.20
5351-10	Tool Pouch; Heavy Duty; 10-Pocket; Leather; Hammer loop; Web belt; Fits belts up to 2-3/4" wide	EA	1.25
5351-EB	Klein Electrode Bag; 12" to 15-1/2" D x 2-1/2" dia; Canvas with hard-leather bottom; Heat-resistant; Web loop that slides over belt	EA	0.25
5320-CDH	Cordless Drill Holster; With pockets; Holds most brands of T-handle drills; Black	EA	0.43
5351-WB	***CLOSEOUT SALE*** Tool Pouch Work Belt; Heavy duty poly web material; 2" wide; Fits 29" thru 46" waist size	EA	0.25
9670-S2P	String Apron; 2-Pocket; Off-white canvas	EA	0.22
5351-CTP	Canvas Tool Pouch; Zip top; 1-pocket; 12.5" x 8"	EA	0.20
5351-LTB	Leather Tool Belt; 2" Wide; Fits 29" to 46" waist	EA	0.68
5351-CBB	Klein Canvas Bucket Bag; 17" deep x 12" diameter; 100 lb max load; Includes 8" x 8" inside pocket & web handle	EA	2.71



Item #5351 (tools not included)



Item #5330-9858-11

**Buckets - Plastic** (HW-TOOLS-14a)

allG offers Buckets that safely store your items and feature high-density polyethylene construction that withstands temperatures up to 180-degrees. Stackable, but easily separated due to tapered design, and manufactured using FDA compliant resins, these buckets are sure to protect your items. Don't forget your lids!

Item #	Description	Unit	Wt (lb)
TOOL-BUCKET-1	Plastic Bucket; 1 gallon; Red; No lid	EA	0.39
allG-BUCKET	allG Bucket; 5 gallon; Plastic; Red with white logo; No lid	EA	2.20
allG-HW-BUCKET	Bucket; 1 gallon; Plastic; Red with white allG logo; no lid (lid sold seperately)	EA	0.40
TOOL-BUCKET	Plastic Bucket; 5 gallon; Red; No lid	EA	2.20
TOOL-BUCKET-LID-1	Plastic Bucket Lid; 1 gal; Red	EA	0.11
TOOL-BUCKET-LID	Plastic Bucket Lid; 5 gal; Red	EA	0.65



Item #ALT-BUCKET



Item #TOOL-BUCKET-1

**Cargo Carriers & Hitch Pins** (HW-CARGO-01)

allG offers Cargo Carriers which conveniently installs on the hitch of a vehicle and can support up to 500 lbs. of cargo. These carriers have pre-punched holes for tie-down straps, durable black paint finish, and fit a standard 2" receiver hitch. allG also offers Hitch Pins for your convenience.

Item #	Description	Unit	Wt (lb)
178963	Receiver Hitch Cargo Carrier; 24" x 60"; 500 lb capacity; Fits 2" receiver hitch	EA	34.00
HP-58-5	Hitch Pin; 5/8"; Includes cotter pin	EA	0.55
4870	Cotter Pin; 3/32" x 1-1/2"	EA	0.01



Item #178963



Typical Application

**Discontinued Tool Carriers & Accessories** (GL-TOOLS9a)

Item #	Description	Unit	Wt (lb)
5330-258-13	***CLOSEOUT SALE*** Tool Pouch; Heavy Duty; 5-Pocket; Leather; Fits belts up to 3" wide	EA	1.20



Item #5352

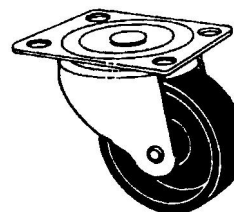


Item #5320-CDH (Drill Sold Separately)

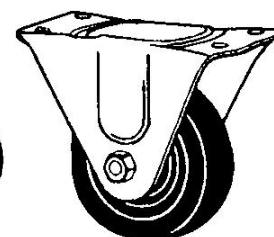
**Caster Wheels** (HW-CASTERS)

allG offers Caster Wheels that are made of polyolefin for long wear and low cost. They are impervious to water, have good chemical resistance, and have lightweight, non-marking wheels. Both the ridge and swivel are made for hard, smooth surfaces.

Item #	Description	Unit	Wt (lb)
9219	Caster; Swivel with brake; 4" Soft rubber wheel; For use on hard, smooth surfaces	EA	2.70
9219-1	Caster; Rigid-plate; 4" Soft rubber wheel; For use on hard, smooth surfaces	EA	0.35
9219-WO	Caster Wheel; Wheel only; 4" diameter; 1-1/4" width; Fits 3/8" axle diameter; 300 lb load rating; Includes spanner bushing; Resistant to most chemicals, acids, oils, & water; Black	EA	0.40



Item #9219



Item #9219-1

**Chalk & Crayon - Marking** (EC-MISC-12e)

allG offers Marking Chalk and Crayons for high-visibility communications. The chalk is ideal for use on various surfaces including wood and drywall, and leaves sharp, dark lines. The crayon is perfect for use on lumber, concrete, ceramics and metal; and can be used on oily, slick, wet, cold, or dry surfaces. The crayon is waterproof and non-toxic. Just remember to stay in the lines!

Item #	Description	Unit	Wt (lb)
5779-8B	Marking Chalk; 8 oz; Blue	EA	0.05
5779-25B	Marking Chalk; 5 lb; Blue	EA	5.50
5779-RMC	Marking Crayon; Non-toxic; Waterproof; Red	EA	0.05
5779-TTM-RED	Dykem Tamperproof Torque Marker; 1 oz tube; Visually detects loose nuts & bolts; Red	EA	0.08



Item #5779-25B



Item #5779-RMC

### Chalk Reels (EC-MISC-121)

allG offers Chalk Reels that are compact and portable. The 100' reel features durable aluminum-alloy construction with a self-locking handle, a self-sealing grommet for spill-free refills, and can double as a plumb bob. The 150' reel features a large capacity reservoir for minimum downtime, a steel crank for durability, and handle locks to prevent line tangles. This reel also offers a Nylon/Polyester braided line for 2X increased durability and a 2:1 gear ratio which makes rewinding 2X faster!

Item #	Description	Unit	Wt (lb)
5779-100	Chalk Line Reel; 100 Ft; Aluminum-alloy construction; Self-locking handle; Hold-Tite plated anchor ring; Can be used as plumb bob	EA	0.20
5779-150	Chalk Line Reel; Locking handle; Steel crank; Nylon/polyester braided line; Large capacity; 150 ft	EA	1.85



Item #5779-100



Item #5779-150

### Concrete Patch & Mix (HW13)

allG offers Quikrete Concrete Patch & Road Rescue Asphalt Patch that are ideal for making smooth repairs on all of your concrete and asphalt surfaces.

Item #	Description	Unit	Wt (lb)
5708	Quikrete Concrete Patch; 10 lb tub	EA	10.65
9277	Quikrete Concrete Mix; Ready to use powder; 60 lb bag	EA	60.00
5708-AP50	Asphalt Patch; Covers 7 sq ft; Road ready; Black; 50 lb bag	EA	50.00



Item #5708



Item #9277

### Coolers & Ice Chests (BR-COOLER)

allG offers all types of Portable Coolers & Ice Chests! Whatever your cooling needs, allG has your solutions!

Item #	Description	Unit	Wt (lb)
5719-3	Water Cooler; 3 gallons; Spout; Safety yellow with red lid	EA	5.15
9683-allG	Flex Cooler; Camo; 11" x 13-1/2" x 7"; Made of 600-denier polyester with webbing handles; Heat-sealed PEVA liner; Holds 15 cans plus ice; White embroidered allG logo	EA	1.63
9683-IC-45B	RTIC Ice Chest Cooler; 45 quart; Ocean blue; Bonded Logo	EA	25.00
9683-IC-45T	RTIC Ice Chest Cooler; 45 quart; Mojave tan; ALT Logo	EA	25.00



Item #9683-IC-45T



Item #9683-ALT


### Digital Multimeter (HW-DMM)

allG offers Digital Multimeters equipped with an easy-to-read 3.5" digital display and three testing functions. This tester is AC Voltage to 500V, DC Voltage to 600V and Resistance to 2 meg Ohms. The 11 position manual ranging smooth rotary style achieves precise readings and the low battery indicator ensures an accurate read-out. Durable housing is drop resistant to 3 feet and crush rated to 150 lbs. Tester is rated CAT III 600V and conforms to UL61010-1 standards and certified to CAN/CSA C22.2. Unit comes pre-packed with secure-fitting 26" test leads and operating instructions. This tester requires 9V battery, sold separately.

Item #	Description	Unit	Wt (lb)
5301	Digital Multimeter; 3 function; 11 range; Tests AC/DC voltage & resistance; Manual ranging; 3.5 inch display; Conforms to UL 61010-1 standards	EA	1.20



Item #5301



Typical Application

### Ear Plugs (HW14-4)

allG offers corded or uncorded Earplugs that are extremely comfortable, especially for long-term wear. They feature smooth, soil-resistant, closed-cell foam skin that prevents dirt build-up, and a contoured bell-shape that is easy to insert and resists the tendency to back-out of the ear canal. Each pair is individually wrapped for easy distribution on jobsites. Remember, Safety First!

Item #	Description	Unit	Wt (lb)
5769	Ear Plugs; Foam; Corded; Non-allergenic; Individually wrapped; Bright orange; ANSI S3.19. NRR 32dB; 200 pair/box	PR	0.02
5769-1	3M Ear Plugs; Foam; Tapered; Uncorded; Hypo-allergenic; NPR 28 dB; Bright orange for visibility; 200 pair/box	BOX	1.25



Item #5769



Item #5769-1



**Flagging Tape** (EC-MISC-12a)

allG offers high-visibility, durable outdoor Flagging Tape in a variety of colors. Flagging tape can easily be tied to any object for increased visibility.

Item #	Description	Unit	Wt (lb)
FLAG-TAPE-GREEN	Flagging Tape; 4 mil thickness; 1-3/16" x 150"; Lime Green	ROLL	0.43
FLAG-TAPE-PINK	Flagging Tape; 4 mil thickness; 1-3/16" x 150'; Fluorescent Pink	ROLL	0.43
FLAG-TAPE-RED	Flagging Tape; 4 mil thickness; 1-3/16" x 150'; Red	ROLL	0.43
FLAG-TAPE-YELLOW	Flagging Tape; 2 mil thickness; 1-3/16" x 300'; Yellow	ROLL	0.43



Item# FLAG-TAPE-PINK



Item# FLAG-TAPE-YELLOW

**Flags - Marking** (EC-MISC-12b)

allG offers Marking Flags featuring fluorescent orange PVC for high visibility. Each flag measures 2-1/2" x 3-1/2" and is securely fastened to a 21" long metal stake.

Item #	Description	Unit	Wt (lb)
MARK-FLAG-ORANGE	Marking Flags; Flag measures 2-1/2" x 3-1/2"; Stake measures 21"; Fluorescent orange; 100/bundle	EA	0.03



Item #MARK-FLAG-ORANGE

**Lock Ease** (HW14-LE)

allG offers Lock Ease which is a graphite based fluid that works to loosen rusty locks. Perfect for those jobsite locks that are hard to get into.

Item #	Description	Unit	Wt (lb)
9227	Graphited Lock Fluid; 3.4 fl oz	EA	0.35



Item #9227

**Lubricants - Wire Pulling** (HW-TOOLS-36)

allG offers Wire Pulling Lubricant that is polymer based and offers lower friction for easier pulling. This lubricant is compatible with all cable insulation types, cleans up quickly, is non-staining, and offers a higher lubricity than competitive products. It will not cement itself to the pipe and can be applied by hand or pump. This product will not break down or separate after exposure to heat or cold and it is environmentally safe/non-hazardous.

Item #	Description	Unit	Wt (lb)
5778-QT	Wire Pulling Lubricant; Squeeze bottle; 1 Quart	EA	2.20
5778-GAL	Greenlee Wire Pulling Lubricant; 1 Gallon	EA	8.80
5777	Wire Pulling Line; 2500' bucket	EA	11.50



Item #5778-QT & 5778-GAL

### Lubricants - NO-OX-ID A SPECIAL (HW-TOOL-36b)

allG offers NO-OX-ID A SPECIAL Rust Preventative which is the electrical contact grease of choice for new electrical installations and maintenance because of its excellent performance in keeping metals free from corrosion. It features a rust preventative that has been used for over 50 years to prevent corrosion in electrical connectors from low micro-power electronics to high voltage switchgear. It also prevents the formation of oxides, sulfides, and other corrosion deposits on copper and aluminum surfaces and conductors.



Item #5707



Back view of item #5707

Item #	Description	Unit	Wt (lb)
5707	NO-OX-ID A SPECIAL Rust Preventative; 8 oz tube	EA	0.50

### Mounting Tape (CS-MTAPE)

allG offers Mounting Tape featuring double-sided adhesion. This tape is intended for permanent use on most surfaces and works in temperatures from -20 to 200 degrees F. It resists weather, oil, gas, and detergents. Recommended usage is four (4) sq. inches of tape for each pound of weight to be mounted.



Item #9415-MT

Item #	Description	Unit	Wt (lb)
9415-MT	Mounting Tape; 1/2" x 75"; Heavy-duty; Double-sided; Holds up to 2 lbs	EA	0.05

### Paint - Marking (EC-MISC-12)

allG offers Aervoe Survey Marking Paint which is a superior upside down marking paint that is designed for survey marking. It provides the best quality paint in terms of color visibility and retention, durability, and a lasting mark of up to 6 months. The colors are formulated to meet standards set by OSHA and APWA/One Call Systems.



Item #9041-M-ORNG

Item #	Description	Unit	Wt (lb)
9041-M-ORNG	Marking Paint; 20 oz can; Inverted; Fluorescent orange	EA	1.50
9041-M-PINK	RustOleum Marking Paint; 17 oz can; Inverted; Hot pink	EA	1.20
9041-M-WHITE	Marking Paint; 15 oz; Inverted; White	EA	1.50

### Paint - Pens (HW-PP)

allG offers water-based Paint Pens for all of your marking needs. These pens are easy-to-use and make steady, precise detail and line work possible with no visible brush strokes. They contain vibrant opaque paint that stands out and is water and fade-resistant. Pick up a few today!



Item #9042-RED



Item #9042-WHITE

Item #	Description	Unit	Wt (lb)
9042-BLUE	Paint Pen; Medium line tip; Water resistant; Blue	EA	0.05
9042-GREEN	Paint Pen; Medium line tip; Water resistant; Green	EA	0.10
9042-ORANGE	Paint Pen; Medium line tip; Water resistant; Orange	EA	0.05
9042-RED	Paint Pen; Medium line tip; Water resistant; Red	EA	0.05
9042-1-WHITE	Paint Pen; Medium line tip; Water soluble; White	EA	0.10
9042-WHITE	Paint Pen; Medium line tip; Water resistant; White	EA	0.05
9042-YELLOW	Paint Pen; Medium line tip; Water resistant; Yellow	EA	0.05

### Paint - Spray (HW14-2)

allG offers Dupli-Color(R) Self-Etching Primer that etches and primes bare metal in one step, making it ideal to use as the first step in all automotive priming projects and for use on spot repairs. A high-quality formulation allows for maximum adhesion under all types of automotive finishes on plastics, fiberglass, bare steel, aluminum and stainless steel surfaces. allG offers Rustoleum Spray Paint that is quick-drying, economical, and provides a durable finish on most interior and exterior surfaces. It can be applied to wood, metal, aluminum, wrought iron, hard plastic, and drywall. allG offers an aerosol can Spray Adapter that transforms aerosol cans into spray guns to minimize finger fatigue. It is easy to clean and reusable. Accidental discharge is prevented with the trigger lock. Fits standard aerosol cans. Made in the USA.

Item #	Description	Unit	Wt (lb)
9041-PRIMER	Multipurpose Primer; 12 oz can; Can be used on wood, metal, rigid plastic, machinery, furniture, auto parts, etc; Red oxide	EA	0.95
9041-PRIMER-ETCH	Self-Etching Primer; 12 oz can; For use on metal, aluminum, & fiberglass; Gray	EA	1.17
9041-BLACK	Spray Paint; 10 oz; Gloss black	EA	1.01
9041-BLUE	Rustoleum 2X Spray Paint; 12 oz can; Deep blue	EA	1.00
9041-GREEN	Rustoleum 2X Spray Paint; 12 oz; Meadow green	EA	0.90
9041-ORANGE	Rustoleum 2X Spray Paint; 12 oz can; Real orange	EA	1.00
9041-RED	Rustoleum 2X Spray Paint; 12 oz can; Colonial red	EA	1.00
9041-WHITE	Rustoleum 2X Spray Paint; 12 oz can; Gloss white	EA	1.00
9041-YELLOW	Rustoleum 2X Spray Paint; 12 oz can; Sun yellow	EA	0.95
9041-61	Rust-O-Leum Spray Paint; 12 oz can; ANSI 61 rated; Light gray gloss	EA	1.17
9040-242	***CLOSEOUT SALE*** Aerosol Can Spray Adapter; Converts aerosol can into spray gun	EA	0.17
PAINT-STRAINER	Nylon Mesh Paint Strainer; Conical shape for solvent & water-based paints; 190 microns; 250 economy size pack	PK	4.00



Item# 9041-PRIMER



Item# 9040-242

### Paint - Striping (HW-14-2a)

allG offers Aervoe Solvent-Based Striping Paint is designed to adhere to a variety of surfaces, especially asphalt and concrete. Fast drying durable, long-lasting, high-visibility colors, VOC compliant, and lead-free Non-clogging spray tip. Aervo spray paint has excellent resistance to traffic, oil, and gasoline.

Item #	Description	Unit	Wt (lb)
9041-ST-YEL	Striping Paint; 18 Oz; Fast drying (5 minutes to the touch, 30 minutes to handle); Yellow	EA	1.58



Item #9041-ST-YEL

## Paint Supplies (HW-PAINTSUP)

allG offers Paint Supplies to help with every paint project you undertake! From trays & liners to applicators & roller covers, allG has your painting solutions covered.

Item #	Description	Unit	Wt (lb)
9040-B2	Paint Brush; 2" supreme blend; Polyester bristle; (1) coat results	EA	0.15
9040-B4	Paint Brush; 4" supreme blend; Polyester bristle; (1) coat results	EA	0.40
9040-C4	Paint Roller Cover; 4" x 3/8" nap; 2/pack	PK	0.10
9040-C9	Paint Roller Cover; 9"; Nap size: 3/8"	EA	0.15
9040-H4	Paint Roller Handle; 4" frame	EA	0.30
9040-H9	Paint Roller Handle; 9" frame	EA	0.58
9040-M	Painter's Mitt	EA	0.50
9040-PB6	DISCONTINUED Paint Brush; 6"; Pole mounted; General purpose; Synthetic angled bristle	EA	0.65
9040-HH	Hand Held Paint Applicator	EA	2.00
9040-745	Rolling Spray Paint Applicator; Approximately 36" long	EA	8.00
9040-HIHEAT-BLACK	High Heat Protective Paint; Stain black; Withstands temperatures up to 1200 degrees F (538 Degrees C); 12 oz	EA	1.17
9040-HIHEAT-BL-GAL	Rust-Oleum High Heat Paint; Black; Matte finish; Oil-based resists heat up to 1200 degrees F & helps prevent rust, corrosion, and chipping; 1 gallon	EA	11.98
9040S-BLUE	Safety Paint; Blue; Gloss; Protective enamel; 1 gal can	EA	8.90
9040S-ORANGE	Safety Paint; Orange; Gloss; Protective enamel; 1 gal can	EA	8.45
9040S-RED	Safety Paint; Red; Gloss; Protective enamel; 1 gal can	EA	8.70
9040S-YELLOW	Safety Paint; Yellow; Gloss; Protective enamel; 1 gal can	EA	8.35
9040-HPEW	Rustoleum Professional High Performance Enamel; 1 gallon; Ideal for metal surfaces in heavy-duty commercial environment; Gloss white	EA	9.70
9040-AEAP-WH	Starfire Acrylic Urethane Paint; 1 gallon; Ideal for automotive market; Fast drying; Arctic white	EA	9.70
9040-TRAY	Paint Roller Tray; Metal; 9"; Includes 9" roller frame & 9" roller cover	EA	0.75
5716	Odorless Mineral Spirits; 1 gallon can	EA	7.07
9040-TL	Paint Tray Liner; Plastic; 9" roller capacity; Ribbed tray for even loading	PK	0.10
9040-CAN-1QT	Leaklite Paint Mix Canister; Solvent resistant; 1 quart; Lid not included	EA	0.05
9040-CANLID-1QT	Leaklite Paint Mix Canister Lid; Solvent resistant; 1 quart; Canister not included	EA	0.05



Item #9040-B2



Item #9040-H4

## Pallet Jacks & Dollies (HW-TOOLS-14c)

allG offers Pallet Jacks & Dollies for moving and organizing large items. These pallet jacks have a load capacity of 5,500 lbs, have 3 position hand control, 7" polyurethane steering wheels with 3" polyurethane fork wheels. Provide a 210 degree steering arc, providing perfect placement of heavy items. The Dollies provide for 600 lbs of load capacity and feature 10" solid tires. Whatever you are moving, allG has your helping hands!

Item #	Description	Unit	Wt (lb)
9182-PTJ	DISCONTINUED Standard Fork Pallet Truck (Pallet Jack) 48" x 27" 5500lbs Load Capacity	EA	153.00
5786	Hand Truck/Dollie; P-handle style; 10" pneumatic tires; 600 lbs load capacity	EA	32.00



Item #9182-PTJ



Item #5786

## Pressure Washer & Accessories (HW14-PW)

allG offers Pressure Washers that feature easy access hose, onboard detergent tank, ergonomic spray gun, quick-click nozzle tips, 10" wheels, unique foot rest, user-friendly controls, and a 25' PVC hose. This washer is perfect for all types of cleaning projects. Also, pick up an extra hose!

Item #	Description	Unit	Wt (lb)
5313	Pressure Washer; 2800psi; 2.3 gpm; Includes onboard detergent tank, spray gun, nozzle tips, & 25 ft PVC hose	EA	75.00
5313-HOSE	Pressure Washer Replacement Hose; 1/4" x 25'; 2600 PSI max pressure; complete with M22 screw type fittings; steel wire & fabric reinforced	EA	3.00



Item #5313



Item #5313-HOSE

**Propane Burners** (CONTRAC1)

allG offers Propane Burners that feature a baffle that is designed for cooking large quantities of food quickly in large boiling pots. Simply rotate the baffle over the flame to spread the heat. Holds up to a 120-qt. boiling pot. CSA certified.

Item #	Description	Unit	Wt (lb)
5050-105KK	Propane Burner; 12" tripod jet burner; heavy duty constructed flat bar legs; 105,000 BTU	EA	10.40



Item# 5050-105KK

**Rain Gear** (HW-RG)

allG offers Rain Gear to shield you from those rainy days. From a trench coat that features a detachable hood, double fly snap, and is constructed of heavyweight PVC to a 16' x 20' poly tarp, allG is committed to keeping you dry!

Item #	Description	Unit	Wt (lb)
5761-XL-Y	Trench Coat; .35 mm; X-Large	EA	2.70
TARP-BL	Polyethylene-Coated Tarp; 16' x 20' light weight; Grommets at 36" apart; Blue	EA	5.00



Item #5761-XL-Y

**Sealants -Concrete** (HW-ADH-CS)

allG offers Concrete Sealant with Kwik Dry Technology. This sealant provides a permanent waterproof seal and features all-weather application, superior adhesion, won't crack or shrink, and is paintable.

Item #	Description	Unit	Wt (lb)
5075	Quickcrete Self-Leveling Sealant; Polyurethane; 10.1 oz tube	EA	1.10



Item #5075

**Sealants - Fire Barrier** (HW-ADH1-FB)

allG offers Fire Barrier sealant with a 4 hour fire rating that delivers great performance with tensile strength of 85 psi. Maximum operating temperature is +180 degrees Fahrenheit.

Item #	Description	Unit	Wt (lb)
5095-10.1	3M Fire Barrier Sealant; 10.1 oz; Red	EA	1.11



Item #5095-10.1

### Sealants - Leak Seal (HW-ADH-LS)

allG offers Spray Sealant designed to fill and seal leaks and cracks. This spray provides a water-tight, flexible seal, preventing moisture penetration, rust, and corrosion. It dries to a semi-smooth, firm finish that will not sag or drip and can be top coated with latex or oil based paints.

Item #	Description	Unit	Wt (lb)
5041-12B	Rust-oleum Leak Seal; 12 oz can; Flexible rubber coating designed to fill & seal leaks & cracks; Water-tight; Can be top-coated with latex or oil-based paints; Black	EA	1.00



Item #5041-12B

### Sealants - M1 Structural (HW-ADH-05)

allG offers sealant which is solvent free, 100% solid, and will not shrink. It features a non-slump and applies vertically and overhead. It will skin over in 20 minutes and will not pick up dirt. It is paintable within 24 hours and is gun grade with no special tools or mixing required.

Item #	Description	Unit	Wt (lb)
5055-Black	M-1 Structural Adhesive/Sealant; 10.3 oz tube; Black; 24/case	EA	1.27
5055-Gray	M-1 Structural Adhesive/Sealant; 10.3 oz tube; Gray; 24/case	EA	1.27
5055-White	M-1 Structural Adhesive/Sealant; 10.3 oz tube; White; 24/case	EA	1.27
5056-PRIMER	ChemLink TPO Sealant Primer; Low VOC; Pint	EA	1.25
5056-PRIMER-GAL	Carlisle Sure-Weld TPO Sealant Primer; Clear polymer based primer for TPO membranes; Gallon	EA	7.17



Item# 5055-Gray

### Sealants - DuraLink (HW-ADH-DURA)

allG offers more sealant solutions with DuraLink Super Adhesion Sealant by CHEM LINK. DuraLink is an extremely elastic moisture curing sealant designed for use in residential siding, metal architecture, curtain wall construction and joints subject to movement. DuraLink's adhesion to difficult surfaces permits its use on anodized metal and coatings such as Kynar 500 (R) PVDF.

Item #	Description	Unit	Wt (lb)
5054-ALMOND	Duralink Sealant; 10.1 oz tube; Elastic; Moisture-curing; Bonds to Kynar PVDF coated metals; Almond; 24/ case	EA	1.04
5054-BLACK	Duralink Sealant; 10.1 oz tube; Elastic; Moisture-curing; Bonds to Kynar PVDF coated metals; Black; 24/case	EA	1.04
5054-BRONZE	Duralink Sealant; 10.1 oz tube; Elastic; Moisture-curing; Bonds to Kynar PVDF coated metals; Medium bronze; 24/case	EA	1.04
5054-GRAY	Duralink Sealant; 10.1 oz tube; Elastic; Moisture-curing; Bonds to Kynar PVDF coated metals; Gray; 24/case	EA	1.04
5054-WHITE	Duralink Sealant; 10.1 oz tube; Elastic; Moisture-curing; Bonds to Kynar PVDF coated metals; White; 24/case	EA	1.04



#5054-WHITE

### Sealants - Lubricant (HW-ADH-LUB)

allG offers Dow Corning 4 Electrical Insulating Compound as a moisture-proof seal for various metal-on-plastic & metal-on-rubber combinations.

Item #	Description	Unit	Wt (lb)
5053	Dow Corning 4 Electrical Insulating Compound; 5.3 oz tube; Moisture proof seal; Used on various metal-on-plastic or metal-on-rubber combinations	EA	0.33

**Sealants - Miscellaneous** (HW-ADH-02)

allG offers high performance, commercial grade, paintable polyurethane sealants for many applications. Door, window and siding sealants are available in white, black, redwood tan, special bronze, hunter green and limestone. Black roof and flashing sealant creates a durable, flexible seal. Sealants are in 10.2 oz tubes.

Item #	Description	Unit	Wt (lb)
5056-PRIMER-UP	Firestone TPO Sealant; 10.3 oz tube; Ultraply; General purpose; White	EA	0.65
5057-AP-WHITE	Firestone AP Sealant; 10 oz tube; Polyurethane; Moisture-curing; Non-sag; White	EA	0.63
5057-WB-S-20	Firestone Water Block Sealant; S-20; 10 oz tube; For use with compression to make watertight seals; Do NOT use as an exposed caulk	EA	1.00
5059-USP	Carlisle Universal Sealant; 10.1 oz tube; Single-ply; One-part polyether sealant for weather tight seal on building substrates; VOC free; White	EA	1.04
5060	BASF MasterSeal NP 125 All Purpose Sealant and Adhesive; 10.1 oz cartridge; Clear; 24/case	EA	0.90
5060-GRAY	Metal Link Silicone Sealant; 10.1 oz cartridge; Slate gray; 12/case	CASE	1.09
5065-TAN	Spectrem 1 Joint Sealant; Ultra low-modulus silicone; 20 oz tube; Adobe tan; 30/case	EA	1.17
5065-BRONZE	Spectrem 1 Joint Sealant; Ultra low-modulus silicone; 20 oz tube; Special bronze; 30/case	EA	1.17
5072-BLACK	NP1 Polyurethane Sealant; 10.2 oz tube; Black	EA	0.90
5072-BRONZE	NP1 Polyurethane Sealant; 10.2 oz tube; Special bronze & medium bronze	EA	0.90
5072-GRAY	NP1 Polyurethane Sealant; 10.2 oz tube; Limestone gray	EA	0.90
5072-REDWOOD	NP1 Polyurethane Sealant; 10.2 oz tube; Redwood tan	EA	0.90
5072-STONE	NP1 Polyurethane Sealant; 10.2 oz tube; Stone	EA	0.90
5072-TAN	NP1 Polyurethane Sealant; 10.2 oz tube; Tan	EA	0.90
5072-WHITE	NP1 Polyurethane Sealant; 10.2 oz tube; White	EA	0.90
5073-GRAY	Sikaflex 1a Construction Sealant; Polyurethane; 10.1 oz tube; Limestone gray	EA	0.68
5073-WHITE	Sikaflex 1a Construction Sealant; Polyurethane; 10.1 oz tube; White	EA	0.68
5073-11FC-WHITE	Sikaflex 11FC Construction Sealant; 10.1 oz tube; White	EA	N/A
5073-1CSL-GRAY	Sikaflex 1c Self-Leveling Sealant; 10.1 oz tube; Limestone (gray)	EA	N/A
5074-BLACK	Geocel 3300 Roofing Sealant; Polyurethane; 10.1 oz tube; Black	EA	0.95



Item #5060

**Sealants - Rubber Roofs** (HW-ADH-03)

allG offers sealant and cleaner made for keeping roofs dry and leak free.

Item #	Description	Unit	Wt (lb)
5020	Carlisle Pourable Sealer Pouch; 2 liter; 2 pouches per carton	EA	8.35
5021	Carlisle Lap Sealant; Tube, Black	EA	0.63
5023	Carlisle Weathered Membrane Cleaner; Used to clean EPDM & TPO membranes; 5 gallon can	EA	35.00
5030-S10	Firestone Pourable Sealer; S10; Gallon; Includes small can of additive for mixing	EA	11.50
5031	Firestone Splice Adhesive SA1065; Gallon	EA	8.00



Item# 5030



Item# 5020

**Stretch Wrap** (HW-STRETCHWRAP)

Item #	Description	Unit	Wt (lb)
9129	Stretch Mini-Wrap; 5" x 1000' roll; Heavy Duty; 80 gauge; Includes plastic dispenser; Clear	ROLL	1.83
9129-B	Stretch Mini-Wrap; 5" x 1000' roll; Heavy duty; 80 gauge; Includes plastic dispenser; Black	ROLL	1.83
9129-1	Stretch Wrap; 18" x 1500' roll; 120 gauge; Clear	ROLL	3.00
9129-18-RED	Stretch Wrap; 18" x 1500' roll; 80 ga; Red	EA	3.00



**Tap-Paste** *(HW9a)*

allG offers Tap-Paste, a patented new thread tapping composition developed for machinists. Tap-Paste will increase tap life from 10% to 100% while reducing power consumption by approximately 10%. Tap-Paste is also effective as a lubricant when drilling small holes (under 1.25"), and also works well for reaming.

Item #	Description	Unit	Wt (lb)
TAP-PASTE	Tap Paste; 16 oz bottle	EA	1.00



Item# TAP-PASTE

**Tar & Accessories** *(CONTRAC)*

allG offers Tar & Accessories designed for all types of asphalt/tarring. The tar is formulated with premium grade asphalts, and provides outstanding performance. This product has excellent adhesion and waterproofing properties, and delivers consistent and dependable results. The buckets and dippers are designed for durability and ease of use.

Item #	Description	Unit	Wt (lb)
5050	Asphalt Tar Keg; Type III D312	EA	125.25
5050-TD	Tar Dipper; Galvanized steel; 8" handle; 6 quarts	EA	3.00
5050-TB8	Bucket; Metal; Handle; 5 Gal capacity	EA	12.00



Item #5050



Item #5050-QD3

**Tie-Downs** *(HW-TOOLS-29a)*

allG offers a heavy duty ratchet tie down straps that meet Department of Transportation guidelines for fleet cargo transportation, and has double J-hooks that secure to most anchor points. allG also offers rubber straps that resist weather and abrasion. They have rust resistant zinc coated hooks, and can be used for light-to-medium duty application.

Item #	Description	Unit	Wt (lb)
5396-1	Ratchet Tie Down Strap; 2" x 27'; Heavy duty; With flat hooks, 10,000 lb break load; 3,333 lb working load	EA	5.60
5396-2	Tie Down Strap; EPDM rubber; Steel hooks; 35"	EA	0.50
5396-3	Ratchet Tie Down Strap; 1" x 15'; 1200 lb break load; 400 lb working load	EA	0.90
5396-6PK	Ratchet Tie Down Strap; 1" x 12'; 1200 lb break load; 6 straps/ pack (pack cannot be broken)	PK	N/A
5396-CP	Tie Down Strap Corner Protector; Plastic; 3" wide	EA	0.20
5396-WINDER	Ratchet Strap Winder; Steel; Compact storage; Winds 2" to 4" wide tie down straps	EA	3.00



Item #5396-3



Item #5396-2 &amp; #5396-CP

**Tie Wire** *(CONTRAC5)*

allG offers Tie Wire made of black annealed carbon steel that is strong enough to bundle rods, pipe, and lumber. Offered in rolls or individual ties (see chart below).

Item #	Description	Unit	Wt (lb)
TIEWIRE	Rebar Tie Wire; 16 ga; 3.5 lb roll; Approximately 340 ft/roll	ROLL	3.50
REBAR-TIE	Rebar Ties; 16 ga; 6"; 1000/pack	PK	0.01



Item #TIEWIRE



Item #REBAR-TIE



**Totes** *(HW14-6)*

allG offers Totes for various jobsite/office needs.

Item #	Description	Unit	Wt (lb)
9195-S	DISCONTINUED Small Collapsible Black Bulk Container - 32" x 30" x 25"	EA	66.00
9195-S-1	DISCONTINUED Small Collapsible Bulk Container Lid - 32" x 30"	EA	10.00
9195	Large Collapsible Black Bulk Container - 48" x 45" x 34"	EA	140.00
9195-1	Large Collapsible Bulk Container Lid - 48" x 45"	EA	27.00
9195-10717	DISCONTINUED 20" x 17" x 13" Blue Stack and Nest Container Does not come with Lid	EA	7.00
9195-9744	DISCONTINUED Stackable Tote; 19.8" x 13.8" x 11.8" Round Trip; Attached lid; Blue	EA	7.00
9195-37G	37 Gallon Heavy Duty Hi-Top Tote with Lid	EA	N/A
DISC9195-27G	DISCONTINUED Storage Tote; 27 gallon; 19-1/2" x 28-1/2" x 15"; Durable plastic; Includes snap-on lid; Black	EA	N/A
9195-19G-CL	Sterilite Stacker Tote; 64 quart; Durable latches; Clear with blue latches	EA	N/A



Item #9195-37G

**Tow Straps** *(HW-TOOLS-29b)*

allG offers Tow Straps with hooks that are designed for working loads over 12,000 lbs., feature environmentally friendly metal plating, and are made from recycled polypropylene. The Recovery Straps are designed for working loads over 22,500 lbs.

Item #	Description	Unit	Wt (lb)
5396-TS-15	Tow Strap; 2" x 15'; 12,000lb break load, 4,000lb weight load; Includes quick release hooks; Yellow	EA	2.50
5396-RS-20	Recovery Strap; 3" x 20'; 22,500lb break load, 7500lb weight load; Sewed loops; Yellow	EA	3.50



Item# 5396-TS-15



Item# 5396-RS-20

**Utility Carts** *(HW-TOOLS-14)*


allG offers Utility Carts that are lightweight, quiet, easy to maneuver in tight spots, and made from sturdy structural foam. These carts also feature rounded edges to prevent wall damage, 2-5/8" deep trays that are 19" apart, and non-marking 5" polypropylene casters: 2 rigid, 2 swivel.

Item #	Description	Unit	Wt (lb)
9175	Utility Cart; 2 shelves; 500 lb (250/shelf) load capacity; 45" x 25" x 33"	EA	43.00

**Velcro** *(CS-VELCRO)*

allG offers Velcro for strapping, bundling, carrying, adhering, and anything else you can think of. Velcro is the new duct tape!

Item #	Description	Unit	Wt (lb)
5396-VELCRO	Velcro; 3/4" x 12'; One-wrap, multi-use strap; Two-sided; Black	EA	0.10
5396-VELCRO-75	Velcro; 3/4" x 75'; One-wrap, Multi-use strap; Two-side; Black	EA	1.00



Items #5396-VELCRO-75 & #5396-VELCRO w/o package



Item #5396-VELCRO (as packaged)

**Anchors** (SE-ANCHORS)

allG offers Anchors that provide portable, durable, and safe fastening for horizontal, vertical, and overhead surfaces.

Item #	Description	Unit	Wt (lb)
5702-CA-34	Concrete Anchor; 3/4" OD; Injectable; Portable; Reusable; 130-425 lb user capacity; 5000 lb fall arrest rated; Meets OSHA 1926-502, ANSI Z359.1, and ANSI A10.32	EA	0.40
5702-RRA	Roof Anchor; 14-16" x 3"; Reusable; Hinged at D-ring; 5000 lb rated; ANSI Z359.1-2007 CSA Z259.12	EA	2.40
5702-PA	Guardian Parapet Wall Anchor System; For use on walls from 4"-20" thick; Single point tie-off; Rated for 5000 lbs; 28" length; 5-1/2" overall height	EA	31.00
5702-DWJA	Door/ Window Jamb Anchor; Fits 21-1/2" to 51-1/2" openings; Integrated D-ring tie-off point; Non-penetrating	EA	16.20



Item #5702-BAP-31214



Item #5702-CA-34

**Back Supports** (SE-BACKSUPPORT)

allG offers Back Supports in a variety of sizes. The Allegronomics back support features a comfortable neoprene pad that fits the center of back the over spine, breathable spandex, vented V-pulls, and front padded cushions that allow added comfort. The (4) polyethylene plastic stays provide a better fit. The Extra Wide back supports (med-2XL) feature an extra wide panel, an adjustable closure hook and loop material, and rubberized webbing grippers that prevent support from slipping or moving. The full-length power net material provides maximum breathability.

Item #	Description	Unit	Wt (lb)
5797	Back Support; Allegronomics Flexback; Black; One size fits most	EA	0.70



Item #5797



Typical Application

**Barricade Items** (SE-BARRICADE)

allG offers all you need to build safety barricades! From fencing to our tags, be sure to pick up all items needed to safely keep individuals from entering an unsafe area.

Item #	Description	Unit	Wt (lb)
9490-BARRICADE	Jobsite Tag; Reads: "DANGER-BARRICADE TAG"; Cardboard; Dual sided; Traditional OSHA design; 5/pk	PK	0.45
9458-FENCE	Safety Barrier Fence; Orange; 4' H x 100' L	EA	7.00
7900	Silt Fence; 2' x 100'; Includes 1-1/2" x 1-1/2" x 3' hardwood stakes on 10' spacing; Preassembled	EA	36.00



Item #9490-BARRICADE



Item #9458-FENCE

**Bolt Bags** (SE-BOLT BAG)

allG offers Bolt Bags made of canvas and feature belt tunnels, drawstring closures, and tool loops.

Item #	Description	Unit	Wt (lb)
5702-BB-DS-allG	allG Bolt Bag; Heavy duty; Extra deep with belt tunnel; 2-side tool slots; With drawstring; 10" x 14" deep; White bag with red logo	EA	0.60



Item #5702-BB-DS-ALT



Item #5702-BB

**Carabiners & Rope Grabs** (HW-TOOLS-23)

allG offers Carabiners & Rope Grabs for your safety equipment. The Carabiners feature auto lock and 3600 lbs gate strength. These carabiners are for use with harnesses or lanyards and includes triact-lock locking system. They are also handy for everyday securing jobs. allG's Carabiners meet ANSI & CSA Standards. allG's Rope Grabs feature a 2" ring with dual size trailing. They are strong and dependable.

Item #	Description	Unit	Wt (lb)
5702-CAR-12	Carabiner; 3/8" x 3-1/4" x 1-1/8" x 1/2" Gate opening; 3600 lb (16kN) gate strength; Auto twist-lock; With pin; Fall rated; 6744 lb (30kN) breaking load	EA	0.60
5702-CAR-34	Carabiner; 1/2" x 3-1/2" x 1-1/2" x 3/4" Gate opening; Auto twist-lock; With pin; Fall rated; 3600 lb (16kN) Gate	EA	0.70
5702-CARA-34	Carabiner; Aluminum; 1/2" x 4" x 2" x 3/4" gate opening; Auto twist-lock; With pin; Fall rated; 3600 lb > (16kN) Gate	EA	0.80
5702-CAR-1	Carabiner; 1/2" x 4" x 2-1/24" x 1-1/16" gate opening; Auto twist-lock; With pin; Fall rated; 3600 lb > (16kN) Gate	EA	0.70
5702-CARS-1	Steel Carabiner; 1" x 4-7/8" x 3-1/8" x 1" gate opening; Fall rated; 3600 lb (16kN) Gate	EA	0.80
5702-CAR-214	Carabiner; 1/2" x 7-1/2" x 4-1/2" x 2-1/4" Gate opening; Auto twist-lock; With pin; Fall rated; 3600 lb > (16kN) Gate	EA	1.70
5702-WRG-38	Wire Rope Grab; 3/8"; Requires ALT item # 5702-CAR-12	EA	1.00
5702-RG-58114	Rope Grab; 5/8" trail; 1-1/4" ring	EA	1.30
5702-SH-34	Separator Snaphook; 9-3/4" x 2-1/4" x 3/4" gate opening; Fall rated; 3600 lb (3.6M) gate	EA	1.50



Item #5702-CARS-1



Item #5702-RG-58114

**Climbing Safety Helmet** (SE-HELMET)

allG now offers the Petzl Vertex Vented Helmet. With a six-point mesh headband, centerfit adjustment, and two sizes of headband foam to choose from, this climbing helmet is not only comfortable but also includes a shock absorbent outer shell & strong chin strap for optimal protection.

Item #	Description	Unit	Wt (lb)
5702-HELMET	Radians Titanium Climbing Helmet; Non-vented; ANSI/ISEA Z89.1; Type I, Class E & G; Includes ratchet suspension system & detachable 3-point chin strap; White	EA	N/A

**Cooling Aids** (SAF-BANDANA)

allG offers Cooling Collars that allow you to stay cool while working outdoors or in hot environments. The cooling bead technology has proven to keep your skin up to 20 degrees cooler. Simply wet the entire collar in cool water and apply. One size fits all.

Item #	Description	Unit	Wt (lb)
5758	Cooling Collar; Blue	EA	0.02



Item #5758



Typical Application

**Cross Arm Straps** (HW-TOOLS-24)

allG offers Cross Arm Straps that provide a portable anchorage point when placed around I-beams, pipes, or other horizontal structures. These straps are able to support up to 5000 lbs.

Item #	Description	Unit	Wt (lb)
5702-CROSSARMSTRAP	Cross Arm Strap; 1-3/4" x 6"; Polyester/nylon; Web eye & D-ring	EA	1.60



Item #5702-CROSSARMSTRAP

## Dust Masks & Respirators \*TEMPORARILY UNAVAILABLE\*

(HW-TOOLS-53)

\*\*\*Due to COVID-19, this item is temporarily unavailable. We are sorry for any inconvenience this might cause, and appreciate your patience and understanding during this time. - The allG Team offers Respirators which are ideal for sanding, working with fiberglass insulation, and drywall sanding. They are ideal for hot, dusty work settings that require long periods of wear.



Item #5795



Item #5792

## Ear Plugs (HW14-4)

allG offers corded or uncorded Earplugs that are extremely comfortable, especially for long-term wear. They feature smooth, soil-resistant, closed-cell foam skin that prevents dirt build-up, and a contoured bell-shape that is easy to insert and resists the tendency to back-out of the ear canal. Each pair is individually wrapped for easy distribution on jobsites. Remember, Safety First!

Item #	Description	Unit	Wt (lb)
5769	Ear Plugs; Foam; Corded; Non-allergenic; Individually wrapped; Bright orange; ANSI S3.19. NRR 32dB; 200 pair/box	PR	0.02
5769-1	3M Ear Plugs; Foam; Tapered; Uncorded; Hypo-allergenic; NPR 28 dB; Bright orange for visibility; 200 pair/box	BOX	1.25



Item #5769



Item #5769-1

## Fall Protection Harnesses (HW-TOOLS-25)

allG offers full body Harnesses designed to meet the durability, all-day comfort, and safety requirements while working at heights on any jobsite. allG also offers Harness Accessories to complete your outfit!

Item #	Description	Unit	Wt (lb)
5702-RASP-S	Peregrine RAS Platinum Series Full Body Harness; Polyester & nylon; Quick-connect buckles; Breathable padding; Pull down adjusters; Lanyard parks; Fall indicators; Removeable tool belt; Adjustable/detachable seat; Small	EA	8.60
5702-RASP-M	Peregrine RAS Platinum Series Full Body Harness; Polyester & nylon; Quick-connect buckles; Breathable padding; Pull down adjusters; Lanyard parks; Fall indicators; Removeable tool belt; Adjustable/detachable seat; Medium	EA	8.70
5702-RASP-L	Peregrine RAS Platinum Series Full Body Harness; Polyester & nylon; Quick-connect buckles; Breathable padding; Pull down adjusters; Lanyard parks; Fall indicators; Removeable tool belt; Adjustable/detachable seat; Large	EA	8.80
5702-RASP-XL	Peregrine RAS Platinum Series Full Body Harness; Polyester & nylon; Quick-connect buckles; Breathable padding; Pull down adjusters; Lanyard parks; Fall indicators; Removeable tool belt; Adjustable/detachable seat; X-large	EA	8.90
5702-RASP-2XL	Peregrine RAS Platinum Series Full Body Harness; Polyester & nylon; Quick-connect buckles; Breathable padding; Pull down adjusters; Lanyard parks; Fall indicators; Removeable tool belt; Adjustable/detachable seat; 2XL	EA	9.00
5702-FBH-SM	SafeWave PRO+ Flex Universal Harness; Fits 5' to 5'8" tall &/or 110 to 190 lbs (5'8" tall cannot exceed 170 lbs); Second skin shoulder pads; Lanyard keepers; Quick connect chest buckle & tongue buckle leg straps; Fall arrest indicator; Meets or exceeds all OSHA standards for fall protection	EA	N/A
5702-FBH	SafeWave PRO+ Flex Universal Harness; Fits 5'10" to 6'6" tall &/or 110 to 330 lbs (5'8" tall weight limit is 190-330 lbs, 6'4"+ cannot exceed 250 lbs); Second skin shoulder pads; Lanyard keepers; Quick connect chest buckle & tongue buckle leg straps; Fall arrest indicator; Meets or exceeds all OSHA standards for fall protection	EA	N/A
5702-FBH-XXL	Full Body Harness; XX-Large; 420 lb rated	EA	5.00
5702-MFPU	Mobile Fall Protection Unit; (8) removable 50 lb weights; 2 person fall arrest + 1 person fall restraint	EA	N/A



Item #5702-RASP-M



Item #5702-FBH

**Fire Extinguishers & Accessories** (HW-TOOLS-50)

allG offers Fire Extinguishers that use a specially fluidized and siliconized mono ammonium phosphate dry chemical that insulates Class A fires by melting at approximately 350-degrees F and coating the surface it is applied to. This product features the chemical that smothers and breaks the chain reaction of Class B fires, and will not conduct electricity back to the operator. It has a dependable drawn steel cylinders and all metal valve construction, which is easy and economical to maintain and service. Don't forget your brackets & signs!



Item #5600



Item #5600-BRACKET

Item #	Description	Unit	Wt (lb)
5600-2	Dry Chemical Fire Extinguisher; 2.5 lb; Type1A 10 BC	EA	3.90
5600	Dry Chemical Fire Extinguisher; 5 lb; Type ABC	EA	8.00
5600-20	Dry Chemical Fire Extinguisher; 20 lb; Type ABC	EA	N/A
5600-BRACKET	Fire Extinguisher Bracket; For ALT Part #5600	EA	1.10
5600-SIGN	Fire Extinguisher Notice Sign; Aluminum; 24" H x 4" W	EA	1.00

**First Aid Kits** (SE-FAKITS)

allG offers First Aid Kits that are perfect for any jobsite, equipment, vehicles, etc. Never be caught without a First Aid Kit!

Item #	Description	Unit	Wt (lb)
5700	First Aid Kit; ANSI; 10 person	EA	0.58



Item #5700

**Foot Guards/Shoe Covers** (HW-TOOLS-31)

allG offers Foot Guards made to be worn over shoes for maximum protection to the entire foot against falling, rolling, flying objects, or accidental tool blows. Designed to withstand an impact of 75 lbs and the foot guards fit any shoe (no rights or lefts), with 5" (average) and 5 1/2" (large) widths. Made of metal, but light enough to be worn comfortably all day. A rubber toe clip, crossbar, and a one-piece rubber strap with a tension buckle to keep the guard properly positioned, these foot guards are a great solution to your jobsite needs! Also, allG offers Shoe Covers to protect jobsite flooring materials.



Item #5702-FG-RT



Typical Application

Item #	Description	Unit	Wt (lb)
5702-FG-RT	Foot Guard with Rubber Toe Stop; Aluminum	PR	2.00
5796-XL	Shoe Covers; Polypropylene; Non-skid blue; X-large; 50 pair/bag	BAG	0.75

**Gloves - Cotton** (HW-TOOLS-19a)

allG offers Knit Gloves that protects hands from sliding rope, splinters, and sharp objects. These gloves can also be used as inside liners for other, more durable gloves.

Item #	Description	Unit	Wt (lb)
5760-CK-LG	String Knit Gloves; Hemmed; Large	PR	0.11
5760-CK-MED	String Knit Gloves; Hemmed; Medium	PR	0.10
5760-CW-BR	Work Gloves; Brown jersey; Red fleece lined; One size fits most	PR	0.20



Item #5760-CK-\*



Item #5760-CW-BR

### Gloves - Cowhide (HW-TOOLS-19)

allG offers Cowhide Gloves that protects hands from sliding rope, splinters, and sharp objects. These gloves are cream colored and perfect for general work tasks. allG also offers cotton knit gloves (allG Part #5760-2, see link below) that fit snugly into the cowhide gloves for extra comfort and protection.

Item #	Description	Unit	Wt (lb)
5760-CH-SM	Leather Driver Gloves; Keystone Thumb; Small	PR	0.40
5760-CH-MED	Leather Driver Gloves; Keystone Thumb; Medium	PR	0.40
5760-CH-LG	Leather Driver Gloves; Keystone Thumb; Large	PR	0.50
5760-CH-XL	Leather Driver Gloves; Keystone Thumb; X- Large	PR	0.50



Item #5760-CH-LG

### Gloves - Cut Resistant (HW-TOOLS-CRGIN)

allG keeps your safety priority with these Great White 3GX Cut Resistant Work Gloves, ANSI Cut Level 3. Made with Dyneema(r) fiber, the lightweight Dyneema(r)/Lycra shell provides dexterity and tactile sensitivity with abrasion and puncture resistivity. The polyurethane coated palm and fingertips allow for exceptional wet/dry grip. allG offers a variety of sizes.

Item #	Description	Unit	Wt (lb)
5760-A4-SM	Radians RWG555 AXIS Work Gloves; Level A4 cut protection; 13 gauge HPPE shell; Fiberglass & foam nitrile dipped palm; Small	PR	0.33
5760-A4-MED	Radians RWG555 AXIS Work Gloves; Level A4 cut protection; 13 gauge HPPE shell; Fiberglass & foam nitrile dipped palm; Medium	PR	0.33
5760-A4-LG	Radians RWG555 AXIS Work Gloves; Level A4 cut protection; 13 gauge HPPE shell; Fiberglass & foam nitrile dipped palm; Large	PR	0.33
5760-A4-XL	Radians RWG555 AXIS Work Gloves; Level A4 cut protection; 13 gauge HPPE shell; Fiberglass & foam nitrile dipped palm; X-Large	PR	0.33
5760-A4-2XL	Radians RWG555 AXIS Work Gloves; Level A4 cut protection; 13 gauge HPPE shell; Fiberglass & foam nitrile dipped palm; 2XL	PR	N/A



ALT item #5760-GW3GX-\*

### Disposable Gloves \*TEMPORARILY UNAVAILABLE\* (HW-TOOLS-19h)

\*\*\*Due to COVID-19, this item is temporarily unavailable. We are sorry for any inconvenience this might cause, and appreciate your patience and understanding during this time. - The allG Team offers disposable Gloves that are ambidextrous & lightly powdered with a smooth finish. They are comfortable and durable and offer protection for two of your most valuable tools: your hands!



Item #5760-D-LG

### Gloves - Firm Grip (HW-TOOLS-19c)

allG offers Firm Grip Work Gloves that are all you need to get the job done. They feature nitrile-coated polyester for the combination of firm grip and high flexibility. The nitrile coating provides protection for hands and the knit wrist keeps debris out of gloves. One size fits most.

Item #	Description	Unit	Wt (lb)
5760-FG	Firm Grip Work Gloves; 13 gauge; White nylon with gray nitrile coated palm & fingers; Large	PR	0.15



Item #5760-FG

**Gloves - Latex** (HW-TOOLS-19g)

allG offers Latex Gloves featuring a non-slip grip and cotton-flocked lining. These gloves are comfortable enough to wear through all of your general cleaning projects.

Item #	Description	Unit	Wt (lb)
5760-CG-XL	Cleaning Gloves; 15 mil latex; Flock-lined; 12" length; Yellow; X-Large	PR	0.20



Item #5760-CG-XL

**Gloves - Welding** (HW-TOOLS-19b)

allG offers Welding Gloves which are constructed of standard grade, shoulder split cowhide. These insulated welders feature welted fingers, Kevlar stitching and reinforced wing thumbs for extra protection in the high wear areas. Choose from the pair or the left hand only (see chart below).

Item #	Description	Unit	Wt (lb)
5760-WLD-LG	Welder Gloves; Leather; Shoulder split; Full sock; Jersey lined; Blue	PR	0.78
5760-WLD-LEFT	Welders Glove; Leather; Shoulder split; Full sock; Jersey lined; Blue; Left hand only	EA	0.95



Item #5760-WLD-LG

**Gloves - Work** (HW-TOOLS-19d)

allG offers a variety of Work Gloves that are ideal for assembly work, clean up, and general use and construction. Either of these 3 options will protect your most valuable tools - your hands - on any project!

Item #	Description	Unit	Wt (lb)
5760-358-13L	Predator® Taskfit Mechanics Glove; Cut resistant palm liner; Synthetic leather palm; Silicone grip; Large	PR	0.20
5760-358-13XL	Predator® Taskfit Mechanics Glove; Cut resistant palm liner; Synthetic leather palm; Silicone grip; Large	PR	0.23
5760-358-14L	Hi-Visibility Safety Work Gloves; Silicone-fused; Multi-task; Black synthetic leather; Orange spandex back; Hook/loop closure; Large	PR	0.30
5760-358-14XL	Hi-Visibility Safety Work Gloves; Silicone-fused; Multi-task; Black synthetic leather; Orange spandex back; Hook/loop closure; X-Large	PR	0.35
5760-358-15L	Multi-Task Work Gloves; Synthetic leather palm with G foam patch palm padding; Spandex back; Large	PR	0.25
5760-358-15XL	Multi-Task Work Gloves; Synthetic leather palm with G foam patch palm padding; Spandex back; X-Large	PR	0.26



Item #5760-358-13\*



Item #5760-358-15\*

**Glove Accessories** (HW-TOOLS-GLVACC)

Item #	Description	Unit	Wt (lb)
5760-CLIP	Multi-Use Glove Safety Clip; Plastic with metal carabiner; Black; 3/pack	PK	0.11

### Hard Hats (HW-TOOLS-21a)

allG offers the Hard Hats from MSA Safety Works made of polyethylene. These hard hats have ratchet suspension and a high degree of protection. They are durable and lightweight; designed to sit comfortably for all day wear without fatigue or discomfort. The allG Item #5765 has a brim extending over the neck and ears to block harmful UV rays. Ask for your free allG hard hat sticker!

Item #	Description	Unit	Wt (lb)
5765	Hard Hat; Full brim; Ratchet suspension; Made in USA; Meets ANSI Z89.1-2009 Type 1 Class C, E, & G requirements; White	EA	0.88
5765-HHV	Hard Hat; Vented; Ratchet suspension; White	EA	0.60
5765-1	Hard Hat Replacement Suspension; For use in ALT Part #5765 Hard Hat	EA	0.50
5764	Hard Hat Face Shield Frame; Nylon; Full brim; Accepts ALT part #5764-1 face shield	EA	N/A
5764-1	Standard Hard Hat Face Shield; Fits ALT part #5764; Clear	EA	N/A



Item #5765-HHV



Item #5765-1

### Hard Hat - Sweat Bands (HW-TOOLS-21b)

allG offers Sweat Bands that are ideal for absorbing moisture to protect your eyes and keep you cool. These bands fit perfectly under hard hats.

Item #	Description	Unit	Wt (lb)
5765-SB	Sweat Band; Terry cloth; Snap on; Navy blue	EA	0.10



Item #5765-SB



Typical Application

### Hard Hat - Brow Pads (HW-TOOLS-21e)

allG offers Hard Hat Brow Pads that are ideal for absorbing moisture. They are removable, washable, and replaceable.

Item #	Description	Unit	Wt (lb)
5765-BP	Brow Pad; Cushioned pad absorbs moisture; Removeable, washable, & replaceable; Blue	EA	0.02



Item #5765-BP (hard hat sold separately)

### Hard Hat - Winter Liners (HW-TOOLS-21c)

allG offers Hard Hat Winter Liners that feature a quilted nylon tricot outer shell, flame resistant finish, adjustable chin strap, and safety helmet attachment straps.

Item #	Description	Unit	Wt (lb)
5766	Quilted Hard Hat Liner; One size fits most	EA	0.14



Item #5766

### Hard Hat - Pullover Liners (HW-TOOLS-21j)

allG offers Hard Hat Pullover Liners that are flame-resistant, durable, and perfect for cold weather.

Item #	Description	Unit	Wt (lb)
5766-K	Liner; Pull over; Knitted spandex	EA	0.10



Item #5766-K (hard hat sold separately)



**Hard Hat - Doo Rags** (HW-TOOLS-21g)

allG offers Doo Rags that are ideal for use under hard hats. They are 100% cotton, have a 6-panel headwrap, and have been treated for softness. One size fits most.

Item #	Description	Unit	Wt (lb)
5765-DRB	***CLOSEOUT SALE*** Doo Rag; 100% cotton; 6-panel headwrap; Treated for softness; One size fits most; Black	EA	0.10



Item# 5765-DRB



Item# 5765-DRC

**Hard Hat - Chin Straps** (HW-TOOLS-21f)

allG offers Hard Hat Chin Straps that feature a comfortable elastic strap with slider size adjustment.

Item #	Description	Unit	Wt (lb)
5765-CS	Chinstrap; Adjustable elastic strap; Fits all styles of hard hats	EA	0.02



Item #5765-CS



Typical Application

**Hard Hat - Neck Shields** (HW-TOOLS-21h)

allG offers Hard Hat Neck Shields that feature a convenient loop-around helmet suspension with metal grommets. They hang freely to protect you from sun and heat and are made in the USA.

Item #	Description	Unit	Wt (lb)
5765-NS	Neck Shield; 100% polyester mesh; Connects to hard hat brim; Protects from sun & heat; Hi-vize lime	EA	0.05



Item #5765-NS (hard hat sold separately)

**Hard Hat - Pencil Clips** (HW-TOOLS-21i)

allG offers Pencil Clips that is a multi-purpose adhesive pencil clip ideal for use with hard hats. It keeps pens or pencils handy when on the jobsite.

Item #	Description	Unit	Wt (lb)
5765-PCB	***CLOSEOUT SALE*** Pen/Pencil Hard Hat Clip; Adhesive back to adhere to hard hat; Blue	EA	0.02



Item #5765-PCB



Typical Application (hh & pencil sold separately)

**Hard Hat - Head Lamps** (HW-TOOLS-21d)

allG offers Hard Hat Head Lamps that feature a impact-resistant ABS case, an unbreakable polycarbonate lens, and 1 super high flux LED, 100,000 hour life. The run times are low beam (25%) up to 24 hours, and high beam (100%) up to 6 hours at regulated intensity.

Item #	Description	Unit	Wt (lb)
HEADLAMP	Industrial Hard Hat Headlamp; 50/10 lumens; Uses (2) AAA batteries	EA	0.25



Item# HEADLAMP

### Impalement Protection (HW-TOOLS-58)

allG offers Impalement Protection devices to prevent injuries from protruding rebars. These devices feature curved steel plates and are capable of withstanding, at a minimum, the impact of a 250 pound weight dropped from a height of 10' without penetration or cracking.

Item #	Description	Unit	Wt (lb)
2393	Impalement Protection Device; Steel plated; For round objects 3/8" - 7/8" diameter	EA	0.20



Item #2393



Steel plate on underside

### Knee Pads (HW-TOOLS-26)

allG offers Knee Pads to protect your knees while working on a variety of jobs. These knee pads feature buckle style closures, heavy plastic front caps for easy knee swiveling, thick foam padding for all-day comfort, and adjustable elastic straps. One size fits all.

Item #	Description	Unit	Wt (lb)
5702-KP	Knee Pads; Ergonomic protection; Hard cap; Elastic, adjustable buckle; One size fits most	PR	0.75



Item #5702-KP

### Lifelines (HW-TOOLS-22)

allG offers Lifelines to handle a variety of jobsite needs. The 100' Rope Sayfling Horizontal Lifeline System is lightweight, easy to install, and portable. Just disassemble and take to the next job (meets ANSI & OSHA standards). The 50' Self-Retractable Lifeline has a galvanized aircraft cable lifeline, carabiner & tagline included, swivel Zsnaphook 3.6M Gate with fall indicator, and is man-rated at 310 pounds (meets or exceeds ANSI Z359.1-2007 & Current OSHA Regulations). The 50' and 100' Rope Lifelines include a z-snaphook and thimble eye.

Item #	Description	Unit	Wt (lb)
5702-50LIFELINE	Lifeline; Rope; 5/8" x 50'	EA	4.00
5702-100LIFELINE	Rope Lifeline; 5/8" x 100'	EA	8.00
5702-20RELIFELINE	Self-Retractable Lifeline; 20'	EA	12.00
5702-50RELIFELINE	Lifeline; Self-retractable; 50'	EA	14.30
5702-HL-100	Lifeline; Sayfling System (model #7600510); 100'; Horizontal	EA	24.00
5702-33RELIFELINE	Protecta Self-Retractable Lifeline; High-strength & lightweight; Stackable housing design; Internal & external energy absorption systems; Swiveling self-locking snap hook & anchorage point; Built-in carrying handle; 3M Model Number: 3590543; 33'	EA	19.00



Item #5702-HL-100




Item #5702-50RELIFELINE

### OSHA Construction Safety Manuals (SE-OSHA)

allG offers OSHA Construction Safety Manuals to help employees recognize hazards and avoid accidents. Each book features an easy-to-read format, full-color graphics, and chapter quizzes. The compact size makes it a convenient reference for employees and provides immediate access to key OSHA regulations, info on jobsite hazards, and practical safety tips. Available in English and Spanish.

Item #	Description	Unit	Wt (lb)
9490-OSHA	OSHA Keller's Construction Safety Book; 6th Edition; English version	EA	0.65
9490-OSHA-SP	OSHA Keller's Safety Book; 5th Edition; Spanish version	EA	0.75



Item #9490-OSHA

### Rain Gear (HW-RG)

allG offers Rain Gear to shield you from those rainy days. From a trench coat that features a detachable hood, double fly snap, and is constructed of heavyweight PVC to a 16' x 20' poly tarp, allG is committed to keeping you dry!

Item #	Description	Unit	Wt (lb)
5761-XL-Y	Trench Coat; .35 mm; X-Large	EA	2.70
TARP-BL	Polyethylene-Coated Tarp; 16' x 20' light weight; Grommets at 36" apart; Blue	EA	5.00



Item #5761-XL-Y

### Safety Glasses (SE-GLASSES)

allG offers Safety Glasses that feature durable, lightweight polycarbonate lenses with a scratch-resistant coating. The smoke glasses feature a 9-base curve that offers great wrap-around protection, hard-coated polycarbonate lens with 99% UV protection, anti-fog lens, and rubber temples for ultra hold and flexibility. allG also offers Safety Glasses with Readers (+1.50 power) and Side Shields. See chart below.

Item #	Description	Unit	Wt (lb)
9203-15-CLEAR	RAD-SEQUEL IQ Safety Glasses; Anti-fog; Soft, rubber-tipped temples & nose; Lightweight polycarbonate lens; Clear	EA	0.05
9203-15-CLEAR-1.5	Safety Glasses; 1.5 magnifier; Clear	EA	0.04
9203-15-HY-CL	Hybrid Safety Glasses; With foam insert; Clear	EA	0.50
9203-15-SMOKE	RAD-SEQUEL IQ Safety Glasses; Anti-fog; Soft, rubber-tipped temples & nose; Lightweight polycarbonate lens; Smoke	EA	0.05
9203-15-HY-GRY	Hybrid Safety Glasses; With foam insert; Gray	EA	0.50
9203-15-SIDE	Safety Glasses; Over-the-glass (to be worn with glasses); Clear; 1 EA=1 PR	EA	0.64



Item #9203-15-CLEAR



Item #9203-15-SMOKE

### Safety Vests (HW-TOOLS-21)

allG offers Safety Vests designed with you in mind; order your size instead of a "one-size-fits-all" version. To keep you cool and safe, these vests offer breathable, Hi-Viz Yellow Polyester, and are certified as ANSI/ISEA 107-2004 Class 2. They have a 360 degree reflective stripe and two horizontal stripes so you can be seen both day and night.

Item #	Description	Unit	Wt (lb)
SAFETY-VEST-MED	Safety Vest; Medium; PVC coated; Velcro closure; (1) 360 degree reflective stripe; (2) horizontal reflective stripes; ANSI Class 2; Yellow	EA	0.50
SAFETY-VEST-L	Safety Vest; Large; PVC coated; Velcro closure; (1) 360 degree reflective stripe; (2) horizontal reflective stripes; ANSI Class 2; Yellow	EA	0.50
SAFETY-VEST-XL	Safety Vest; X-Large; PVC coated; Velcro closure; (1) 360 degree reflective stripe; (2) horizontal reflective stripes; ANSI Class 2; Yellow	EA	0.50
SAFETY-VEST-2XL	Safety Vest; 2XL; PVC coated; Velcro closure; (1) 360 degree reflective stripe; (2) horizontal reflective stripes; ANSI Class 2; Yellow	EA	0.50
SAFETY-VEST-3XL	Safety Vest; 3XL; PVC coated; Velcro closure; (1) 360 degree reflective stripe; (2) horizontal reflective stripes; ANSI Class 2; Yellow	EA	0.50
SAFETY-VESTWP-M	Safety Vest; Polyester mesh; Pockets include: front radio, front divided, back clipboard, & large interior; Zipper closure; (2) 360 degree reflective stripe; (2) horizontal reflective stripes; ANSI 107 Type R, Class 2; Hi-Viz lime; Size: Medium	EA	N/A
SAFETY-VESTWP-L	Safety Vest; Polyester mesh; Pockets include: front radio, front divided, back clipboard, & large interior; Zipper closure; (2) 360 degree reflective stripe; (2) horizontal reflective stripes; ANSI 107 Type R, Class 2; Hi-Viz lime; Size: Large	EA	N/A
SAFETY-VESTWP-XL	Safety Vest; Polyester mesh; Pockets include: front radio, front divided, back clipboard, & large interior; Zipper closure; (2) 360 degree reflective stripe; (2) horizontal reflective stripes; ANSI 107 Type R, Class 2; Hi-Viz lime; Size: X-Large	EA	N/A
SAFETY-VESTWP-2X	Safety Vest; Polyester mesh; Pockets include: front radio, front divided, back clipboard, & large interior; Zipper closure; (2) 360 degree reflective stripe; (2) horizontal reflective stripes; ANSI 107 Type R, Class 2; Hi-Viz lime; Size: 2XL	EA	N/A
SAFETY-VESTWP-3X	Safety Vest; Polyester mesh; Pockets include: front radio, front divided, back clipboard, & large interior; Zipper closure; (2) 360 degree reflective stripe; (2) horizontal reflective stripes; ANSI 107 Type R, Class 2; Hi-Viz lime; Size: 3XL	EA	N/A



Item #SAFETY-VEST\*

### Seam Roof Clamps (HW-TOOLS-28)

allG offers Seam Roof Clamps that install on flat or sloped metal standing seam roofs as a temporary anchor point for use with a fall protection system. The unique, reversible design allows a clamp to be quickly and easily attached to seams up to 1" wide and used on MR-24 (or equivalent) as well as VSR (or equivalent) profile roof panels.

Item #	Description	Unit	Wt (lb)
5702-SC-2W	2-Way Standing Seam Roof Clamp	EA	8.00
5702-SSRA-1	Standing Seam Roof Anchor; 1"; Solid 6061-T6 aluminum body with (12) stainless steel set screws; Non-penetrating; Includes 5000 lb certified D-ring for single man attachment	EA	N/A
5702-SSRA-SS	Standing Seam Roof Anchor Set Screw; Nylon tip; To be used with ALT part #5702-SSRA-1	PK	N/A
5702-SSRA-TW	Standing Seam Roof Anchor Torque Wrench; 1/4" with 3/16" socket bit; Click-type; Adjustable in IN/LBS; To be used with ALT part #5702-SSRA-1	EA	N/A



Item #5702-SC-2W

### Soft Seat Belts (HW-TOOLS-30)

allG offers Soft Seat Belts with 1-3/4' nylon webbing, a friction buckle, and adjustable leg straps.

Item #	Description	Unit	Wt (lb)
5702-SOFTSEAT	Soft Seat Belt	EA	1.50



Item #5702-SOFTSEAT

### Tape - Safety (EC-TAPE-02)

allG offers Safety Tapes, detectable and non-detectable, available in 3" & 6" widths.

Item #	Description	Unit	Wt (lb)
5750-11	Caution Tape; "Caution"; Non-detectable; 3" x 1000'; Yellow with black lettering	EA	5.50
5750-BT	Caution Tape; "Caution Electric Line Buried Below"; Non-detectable; 6" x 1000'; Red	EA	9.90
5750-BDT-3	Caution Tape; "Caution Electric Line Buried Below"; Detectable; 3" x 1000'; Red	EA	7.50
5750-BDT-6	Caution Tape; "Caution Electric Line Buried Below"; Detectable; 6" x 1000'; Red	EA	15.00
5750-BDT-TELE	Caution Tape; "Caution Telephone Cable Buried Below"; Detectable; 6" x 1000'; Orange	EA	14.60
5750-BARRICADE	Barricade Tape; Red with black lettering; Reads: "DANGER"; 2 mil thick; 3" x 1000' roll	EA	1.88
5750-SFTYYEL	Safety Tape; Industrial vinyl floor tape; 3" x 36 yards; 6 mil vinyl; Unlaminated; General purpose; Yellow	EA	1.20
5750-STA-1-4	Safety Tape Applicator; For 1" to 4" wide tape	EA	19.00



Item #5750-11



Item #5750-BDT-6

**Tie-Offs** (HW-TOOLS-29)

allG offers an array of Tie-Offs, all of which meet ANSI Z359 Standards.

Item #	Description	Unit	Wt (lb)
5702-LAN	NoPac Lanyard; Twin leg with snaphook on each end; Polyester web; 100% tie-off	EA	4.00
5702-LAN-126ADJ	Lanyard; Adjustable; Captive eye carabiner; 3.6M gate; 1/2" x 6'	EA	2.80
5702-LAN-6SH	Lanyard; Nylon web positioning with 1" snaphooks; Adjustable length; 1" x 6'	EA	2.60
5702-LAN-6CE	Flex-NoPac Lanyard; Energy absorbing web with captive eye aluminum carabiner; Nylon and Polyester web; Stretches 4.5 ft-6 ft; 1-1/2" x 6'	EA	3.50
5702-LAN-6ZSR	FLEX-NoPac Lanyard; Energy absorbing with Zsnaphook and Zrebar hook; Twin leg; 1-1/2" x 6'	EA	5.80
5702-LAN-3	Zorber Lanyard; Energy absorbing; Nylon web; Snaphooks on each end; 1" x 3'	EA	2.30
5702-LAN-TB9	MSA Workman Mini Lanyard; Tie-back; Energy absorbing; Twin leg with D-ring & swivel eye connection; Self-retracting; 9'	EA	22.98
5702-CBLSL-6	Cable Sling; 1/4" x 6'; Vinyl coated GAC anchorage connector; 2" and 3" Rings; Man-rated 310 lbs	EA	2.00
5702-SL-3	EZE-Man Sling; Includes triangle & D-ring; 1-3/4" x 3'	EA	1.40
5702-SL-6	EZE-Man Sling with Triangle and D-ring; 1-3/4" x 6'	EA	1.60
5702-TOSL-3	Eagle Tie-Off Sling; 1" x 3'; Full length wear pad with 4" half loop; Web eye on both ends	EA	0.60
5702-SHINGLETIE	Shingle Tie-Off Anchor	EA	1.00
5702-TH-35	Tool Holding Lanyard; Stretchable; 35" Length; 42" Extended length with locking carabiner (sold seperately)	EA	1.20



Item #5702-LAN



Item #5702-SHINGLETIE

**Trauma Relief Strap** (SE-TRAUMARELIEF)

Committed to our customer's safety needs, allG supplies Elk River Trauma Relief Straps, used to prevent trauma to the legs after a fall occurs. Trauma Relief Straps are sold in pairs (one for each leg), allow for adjustable loop length, and are compact & lightweight. Julane Bentley, allG Safety Coordinator, urges you to "be safety smart from the start".



#5702-TRS-34

## Triangles, Cones, & Fencing (HW-TOOLS-27a)

allG offers Safety Triangles, Cones, & Fencing for an array of uses. Most commonly, the triangles & cones are used to safely divert drivers to avoid disabled vehicles and roadside emergencies. The triangles feature snap-together assembly for quick and easy set up, a weighted base for extra stability, and durable fluorescent orange plastic with red reflectors. The cones are orange with reflective collars. The fencing is highly visible orange and able to bend around to any shape needed.

Item #	Description	Unit	Wt (lb)
9458	Safety Triangle Kit; Meets or exceeds all DOT FMVSS125 requirements; Kit includes (3) orange/red warning triangles & storage box	PK	11.00
9458-TCC-OW	Traffic Channelizer Cone; 49.25" H x 7.6" W; Orange & white alternating pattern	EA	3.00
9458-TCCRB-30	Traffic Channelizer Cone Rubber Base; 7.75" opening; 30 lb	EA	30.00
9458-CONE	Safety Cone; 28"; Orange	EA	4.60
9458-PFM-RY	Perimeter Flag Markers; (42) 12" x 18" flags; 105 ft strand; Exceeds 500 lb break strength; OSHA approved; Red & yellow	EA	N/A
9458-FENCE	Safety Barrier Fence; Orange; 4' H x 100' L	EA	7.00
7900	Silt Fence; 2' x 100'; Includes 1-1/2" x 1-1/2" x 3' hardwood stakes on 10' spacing; Preassembled	EA	36.00
7900G-WW14-48	Welded Wire Fencing; 14 ga galvanized; 2" x 4" spacing; 48" tall x 50' roll	ROLL	27.87
FENPIPE-BS-114-40	Schedule 40 Steel Pipe; Bare; No grade; 1-1/4"; 21' lengths	FT	2.72
FENPIPE-114-45	Schedule 40 Steel Pipe Elbow; Bare; 1-1/4"; 45 degree	EA	N/A
FENPIPE-114-90	Schedule 40 Steel Pipe Elbow; Bare; 1-1/4"; 90 degree	EA	N/A
FENPIPE-114-T	Schedule 40 Steel Pipe Elbow; Bare; 1-1/4"; T-fitting	EA	N/A
FENPIPE-BS-2-10	Schedule 10 (.109 wall) Steel Pipe; Bare; No grade; 2" (2-3/8" OD); 21' lengths	FT	2.64
FENPIPE-BS-2-40	Schedule 40 (.154 wall) Steel Pipe; Bare; No grade; 2" (2-3/8" OD); 42' lengths	FT	3.65
FENPIPE-BS-212-40	Schedule 40 Steel Pipe; Bare; No grade; 2-1/2" (2-7/8" OD); 42' lengths	FT	5.83



Item #9458



Item #9458-CONE

## Wasp & Hornet Spray (HW-TOOLS-57)

allG offers a fast-acting, powerful aerosol Wasp and Hornet Spray to saturate nests instantly and eliminate hornets, wasps, and yellow jackets from areas where nests are built. Lasting residual deposit prevents re-infestation for weeks. This product features a fast-acting formula which sprays up to 20 feet. Also effective on mid-air, in flight targets. Safe for use indoors and outdoors; refer to label and technical data for correct application indoors. Does not contain ozone depleting substances.

Item #	Description	Unit	Wt (lb)
9045	Wasp & Hornet Spray; 27" spray; 20 oz	EA	1.16



Item #9045

**Drills & Kits** (HW12-1)

allG offers Drills and Drill Kits which include tools, batteries, and chargers to meet your specific need. The drills and kits feature dual speed range for versatility and control, lightweight and compact design for tight spaces, and Lithium-Ion batteries (when applicable) for long-lasting charging performance.

Item #	Description	Unit	Wt (lb)
5320-CD	Makita Drill; 1/2"; Cordless; 18-volt; 480 lbs of torque; Battery & charger sold separately	EA	3.70
5320-CDHD	Makita 18V LXT® Lithium-Ion Cordless Hammer Driver-Drill (Tool Only); 1/2"; Heavy duty; 750 lbs of torque Old Model: BHP454Z Replaced by: LXPH03Z	EA	N/A
5320-ID	Makita Impact Driver; Battery & charger sold separately	EA	2.90
5320-18V-6PC	Makita Tool Combo Kit; cordless; 18-volt; (6) pieces: drill, impact driver, circular saw, reciprocating saw, flashlight, grinder, (2) batteries, charger, & canvas bag	EA	42.40
5325	Makita Drill; 1/2"; Variable speed; Reversible; Includes side handle, drill chuck, & chuck key	EA	6.50
5320-18V-KIT	Makita Drill Kit; 1/2"; Commercial grade; Cordless; 18-volt; Includes drill, impact drill, (2) 3.0 lithium-ion batteries, charger, & case	EA	14.20
5311	CS Unitec Compact Portable Magnetic Drill; Heavy duty; Drill up to 1-1/2" diameter; 13" High; 9.25 AMP double-insulated motor	EA	24.00
5371	***CLOSEOUT SALE*** Bosch 24v Battery Pack	EA	2.76
5373	Bosch 24v Battery Pack - New Style	EA	3.00
5374	Bosch 24v Battery Charger; new style	EA	2.56
5375	Makita 1" Rotary Hammer; 3-mode operation: hammer only, hammer with rotation, & rotation only; Variable speed reversible (VSR); Ergonomic D-shaped handle; Accepts SDS-PLUS bits; Includes (1) tool case, (1) side handle, & (1) depth gauge	EA	11.90
5376-AIW-38B	Ironton Butterfly Air Impact Wrench; 3/8"; 3 CFM air consumption; 75 ft-lbs maximum torque; Variable speed; Compact aluminum body with rubber scuff guard	EA	N/A



Item #5310-36V-KIT



Item #5316-KIT

**Staple & Nail Guns** (HW12-4)

allG offers the Arrow Fastener Staple and Nail Gun which has forward action design that eliminates squeezing. This fastener shoots (6) types of T50 staples and drives 9/16" brad nails. It utilizes (7) types of PowerShot staples with a 9/16" drive. The visual refill window makes checking staple levels convenient. The chamber mechanism allows for easy loading and a contour design offers a comfortable grip. It is a great tool for upholstery, screening, roofing, wiring, and most any other fastener tasks.

Item #	Description	Unit	Wt (lb)
5317	T50 Professional Staple Gun; Heavy duty; 18-gauge; Chrome finish	EA	2.00
STAPLE-T50	504IP T50 Staples; Style T50; 1/4" tuck; 5000/pack	PK	1.05



Item #5317



Item #STAPLE-T50

**Grinders** (PTG)

allG offers Grinders to suit most cutting and grinding operations. The grinders feature a rear handle that rotates with just the push of a button with positive stops every 90 degrees.

Item #	Description	Unit	Wt (lb)
5322	Makita Angle Grinder; Paddle switch; Corded; 4-1/2"; Net weight 4.5 lbs.; 7.5 amp	EA	6.50
5328	***CLOSEOUT SALE*** Ryobi 18 Volt 4.5 Inch Angle Grinder	EA	5.30
DISC-5320-AG	***CLOSEOUT SALE*** Makita Angle Grinder; 4-1/2"; 18 volt; Cordless; Battery & charger sold separately; Makita has discontinued, see 5320-AG	EA	4.00



Item #5322



Item# 5320-AG

## Power Saws (PTS)

allG offers Power Saws which, cut after cut, deliver power, performance, and capacity with less weight and more ease-of-use features. Makita has a full range of corded and cordless saws with blades for cutting wood, metal, and masonry.

Item #	Description	Unit	Wt (lb)
5318	Makita Portable Band Saw	EA	18.00
5318-TABLE	Makita Portable Band Saw Table	EA	20.00
5320-BS	Makita Band Saw; Cordless; 18 volt; Battery & charger sold separately	EA	13.80
5320-CS	Makita Circular Saw; 18 volt; Battery & charger sold separately	EA	5.50
5320-RS	Makita Recipro Saw; Cordless; 18 volt; Includes (1) saw blade; Battery & charger sold separately	EA	7.40
5323	Makita Concrete Saw; 14 "; 73cc	EA	22.00
5324	Makita Hypoid Saw; 7-1/4" Blade; 5/8" Arbor; 15 AMP; Large cutting capacity: 2-3/8" at 90 degrees; 1-3/4" at 45 degrees, & 1-9/16" at 50 degrees; Includes wrench and framing blade	EA	18.00
5326	Makita Chop Saw; 14"	EA	41.80



Item #5320-RS



Item #5320-CS

## Hammer Drills (PTARH)

allG offers Rotary Hammers to handle a variety of jobsite needs. The Makita Demolition Hammer with AVT offers over 18 foot-pounds of breaking force to help break through the toughest materials. Using standard SDS-MAX chisels, it will quickly break through anything in your way. Features: Rubberized, ergonomic soft grip provides more comfort and control & 12 bit-angle settings allow user to reposition for their application. The Makita Spline Hammer Drill is a burly hammer with a powerful 11 amp motor and spline drive system to power through the toughest jobs. It switches from rotary hammer to hammer-only mode. Air cushion design enables hard-hitting, fast drilling.

Item #	Description	Unit	Wt (lb)
5343	Makita Hammer Drill; Spline rotary; 1-9/16"; (2) mode operation: hammering only/hammering with rotation; Includes tool case	EA	28.60
5360	Makita Hammer/Ground Rod Driver; 27 lb; Variable speed; Demolition; Accepts SDS-Max bits; Include side handle, bull point bit, grease, & tool case with wheels	EA	46.00
5320-RH	Makita Rotary Hammer Drill (Tool Only); Cordless; 7/8"; 18 Volt LXT lithium-ion; Accepts SDS-PLUS bits; Battery & charger sold separately	EA	7.20
5320-RH-KIT	Makita Rotary Hammer Drill Kit; Cordless; 7/8"; 18 Volt LXT lithium-ion; Accepts SDS-PLUS bits; Kit includes (2) batteries, (1) charger, (1) contractor bag, (1) side handle, & (1) depth gauge	EA	15.00
5320-AVTRH-DE	Makita Rotary Hammer Drill with HEPA Dust Extractor; 1"; 13.1' cord; Anti-vibration technology (AVT) counterbalances for less vibration; Built-in HEPA dust extractor; Accepts SDS-PLUS bits; Includes: (1) HEPA filter, (1) side handle, (1) depth rod, & (1) tool case	EA	9.70
5320-AVTRH-FILT	Replacement HEPA Filter for ALT part #5320-AVTRH-DE	EA	0.23
5320-LXT1RH-DE	Makita Rotary Hammer Drill with HEPA Dust Extractor; 1"; Cordless; 18-volt LXT Lithium-Ion battery; Brushless; Accepts SDS-PLUS bits; Includes HEPA dust extractor attachment (battery & charger not included)	EA	15.00



Item #5360

Item #5343



### Generators (HW12-2)

allG offers a variety of Generators which produce less than 59 decibels of sound and has a recoil starter systems for easy, reliable starts. They also have a built-in oil sensor that will shut off ignition at low oil levels.

Item #	Description	Unit	Wt (lb)
5365-H-1000W	Honda Generator; 1000 Watt; lightweight, super quiet, hand carry; weighs only 29 lbs; model #EU1000IAN	EA	29.00
5365-1100W	Makita Generator; 1100 Watt; 2.5 HP, 85 cc., Overhead Valve (OHV) engine; 4.2 hrs runtime from 1.1 gal fuel tank; lightweight, super quiet, model #G1100	EA	55.00
5365-H-2000W	Honda Generator; 2000 Watt; lightweight, super quiet, model #EU2000I	EA	46.30



Item #5365-H-1000W



Item #5365-H-2000W

### Power Tool Accessories (PT-ACC)

allG offers Power Tool Accessories to handle all of your jobsite needs!

Item #	Description	Unit	Wt (lb)
5349	Universal Replacement Starter Handle Kit; Fits wide variety of small engine applications; Includes: (1) T-shaped starter handle & (1) 80" nylon rope	EA	0.15



Item #5349

### Ladders (HW-TOOLS-17)

allG offers Ladders made of fiberglass in an array of extension capacities. The Little Giant is versatile with many different applications and can be coupled with the accessories that allG offers. The extension ladders can lift you as high as you need to go! allG also offers Step Ladders for those hard-to-reach places.

Item #	Description	Unit	Wt (lb)
A5780	Little Giant Ladder (15422-001 Model 22 Type 1A); Aluminum; Adjustable height; Multi-purpose; 22 foot	EA	44.00
5780-FG	Extension Ladder; Little Giant 16122-001; Model 22; Type 1A; Fiberglass; 22'; Adjustable height; Multi-purpose	EA	59.00
5780-OF	Outer Replacement Feet Kit; For Little Giant model 22 - 15145 fiberglass ladder; Each pack contains (4) replacement feet	PK	1.79
5780-WP	Work Platform; Fits any Little Giant ladder rung; Rated to support up to 300 lbs	EA	4.20
5780-PT	Project Tray; Attaches to any Little Giant ladder	EA	3.50
5780-LK	Replacement Label Kit for Little Giant Ladder Model 15145	EA	1.01
5780-OUT-NW	Outers Replacement Kit; No wheels; For Little Giant model 22 - 15145 fiberglass ladder; Each pack contains (1) replacement outer	PK	16.00
5782-6	Step Ladder; Fiberglass; 6'; 250lb capacity; Type I ANSI rating	EA	20.74
5782-8	Step Ladder; Fiberglass; Type 1A; 300 lb capacity; 8' with 3" extruded aluminum steps	EA	27.22
5782-12	Step Ladder; Fiberglass; 12'; Industrial rated 300lb type IA	EA	45.56
5781-16	Extension Ladder; Fiberglass; 16'; Type 1A; 300 lb load rating	EA	33.60
5781-20	Extension Ladder; Fiberglass; 20'; Type 1A; 300 Lb load rating	EA	N/A
5781-32	Extension Ladder; Fiberglass; 32'; Type 1A; 300 Lb load rating	EA	74.00
5781-40	Extension Ladder; Fiberglass; 40 foot; 300 lb load rating	EA	93.00
5781-SAFETY-EXT	Ladder Safety Extension; Provides (2) offsetting handrails; Extends 3+ feet; OSHA standard 1926.1053(b) compliant	EA	N/A



Item #5780-FG



Item #5782-6

### Battery Chargers (HW12-3a)

allG offers Chargers with unique charging technology that uses (3) active controls (current, voltage, and terminal) to maximize the life of the battery. They offer a 30-minute fast charge, built-in advanced CPU which collects data from the battery's memory chip to determine the optimum charging method, and an on-board forced air cooling system cools the battery to maximize the life during charging. The Ryobi ONE+ delivers value and performance. It charges all 18 volt, ONE+ batteries in 1 hour or less. The charger has RYOBI patented IntelliPort Technology, which protects battery cells, maximizes battery life, and conserves energy so well it earned an ENERGY STAR logo. The diagnostic read-out provides charging status and even lets you know if the battery is too hot or cold to charge.

Item #	Description	Unit	Wt (lb)
5320-CHARGER	Makita Battery Charger; 18 volt	EA	1.00
5312	***CLOSEOUT SALE*** Ryobi Battery Charger; 18 volt	EA	2.00



Item #5320-CHARGER



Item #5312

## Batteries - Rechargeable (HW12-3b)

allG offers Rechargeable Batteries which feature a Rapid Optimum Charger that communicates with the built-in chip to optimize battery life by actively controlling current, voltage, and temperature; and has a built-in fan to cool the battery to produce more lifetime work. allG offers Ryobi batteries which feature the One+ Nickel Cadmium technology. These rechargeable batteries offer a long run time and are compatible with all Ryobi 18-volt One+ power tools.

Item #	Description	Unit	Wt (lb)
5320-BATTERY	Makita Battery; Commercial grade; Lithium-Ion; 18 volt	EA	0.50



Item #5320-BATTERY

Item #5314


## Blades, Grinding Wheels, & Hand Pads (HW12-3c)

allG offers Blades, Grinding Wheels, & Hand Pads which are great for general contractor work. The Diamond Cutting blades come with an interchangeable arbor for use with virtually all hand-held saws and angle grinders. The Grinding Wheels feature telescoping plastic bushings allowing the wheels to fit most standard arbor sizes. allG also offers a Hand Pad for final finishing or light cleaning of metal or wood.

Item #	Description	Unit	Wt (lb)
5620-4	Masonry Blade; 4"; Segmented diamond cutting; Dry cut blade; Includes 5/8" & 7/8" interchangeable arbors	EA	0.25
5620-7	Masonry Blade; 7"; Segmented diamond cutting; Dry cut blade; Includes 5/8" & 7/8" interchangeable arbors	EA	0.85
5620-14	Masonry Blade; 14"; Segmented diamond cutting; Dry cut blade; Includes 1", 20MM, & 7/8" interchangeable arbors	EA	2.00
5630-714-24	Circular Saw Blade; 7-1/4" Carbide-tipped blade; 24 Tooth; Standard thin kerf	EA	0.43
5644-1	Thin Cutting Wheel; 4" x 1/16" x 5/8"	EA	N/A
5644-2	Thin Cutting Wheel; 4" x 0.045" x 5/8"; Made for cutting metals	EA	0.45
5644-3	Thin Cutting Wheel; 4-1/2" x 0.045" x 7/8"; For use with right angle grinders; Made for cutting metals	EA	0.10
5649-14	Chop Saw Wheel Blade; Reinforced blade; For use on low-horsepower cut-off machines; Made for cutting metal studs, rebar, angle iron, & tubing; 7/64" x 1" x 14"	EA	8.85
5610-3	Band Saw Blades; Portable; 44-7/8" x 1/2" x 0.020; 10 teeth/inch; 3/pack	PK	1.20
5610	Band Saw Blade; Portable; 44-7/8" x 1/2" x 0.020; 18 teeth/inch; 3/pack	PK	0.60
5610-12354-18	Mini Bandsaw Blade; Bi-metal; Wavy 18 TPI; 1/2" x 35.4"; 3/pack	PK	N/A
5647	Arbor Grinding Wheel; 4-1/2" x 1/4" x 7/8"; Aluminum oxide; Depressed center; Resin bonded; Fiberglass reinforce; Used for metal grinding & cutting	EA	0.34
5643-7	DISCONTINUED Grinding Wheel; 7" x 1/4" x 7/8"; Depressed Center; Type 27; 24 Grit	EA	0.85
5650-FG	Grinding Wheel; 6" x 3/4" x 1"; telescoping plastic bushings allow wheel to fit all standard arbor sizes; fine grit	EA	1.75
5650-MG	Grinding Wheel; 6" x 3/4" x 1"; telescoping plastic bushings allow wheel to fit all standard arbor sizes; medium grit	EA	1.90
5650-CG	Grinding Wheel; 6" x 3/4" x 1"; telescoping plastic bushings allow wheel to fit all standard arbor sizes; course grit	EA	2.00
5335	Wire Wheel; 4" diameter stringer bead twist knot; 5/8"-11 arbor hole; 20,000 max RPM; Fit's 4", 4-1/2", & 5" angle grinders; Primarily used for weld cleaning	EA	0.43
5662	Hand Pad; Ultra fine; Gray; 6" x 9"	EA	0.05



Item #5620-4



Item #5630-714-24

### Hole Saws (HW-HOLESAW1)

allG offers Hole Saws that are ideal for work where high performance and accuracy are needed. Hole saws have knock-out holes for easy core removals. They are made in the USA and have bi-metal construction with a M3 cutting edge (designed to cut wood, plastic, machinable metal, nail embedded wood, plywood, pipes, stainless steel, etc.).

Item #	Description	Unit	Wt (lb)
5403-34	Hole Saw; Bi-metal; 3/4"; Arbor sold separately	EA	0.08
5403-78	Hole Saw; Bi-metal; 7/8"; Arbor sold separately	EA	0.11
5403-118	Hole Saw; Bi-metal; 1-1/8"; Arbor sold separately	EA	0.85
5403-1316	Hole Saw; Bi-metal; 1-3/16"; Arbor sold separately	EA	0.88
5403-114	Hole Saw; Bi-metal; 1-1/4"; Arbor sold separately	EA	0.89
5403-138	Hole Saw; Bi-metal; 1-3/8" diameter x 2.7" long; Arbor sold separately	EA	0.25
5403-112	Hole Saw; Bi-metal; 1-1/2"; Arbor sold separately	EA	1.00
5403-134	Hole Saw; Bi-metal; 1-3/4"; Arbor sold separately	EA	1.50
5403-2	Hole Saw; Bi-metal; 2"; Arbor sold separately	EA	0.25
5403-212	Hole Saw; Bi-metal; 2-1/2"; Arbor sold separately	EA	1.75
5403-PDB-14278	Replacement Pilot Drill Bit Only; For Hole Saw; 1/4" x 2-7/8"	EA	N/A
5403-PDB-14	Replacement Pilot Drill Bit Only; For Hole Saw; 1/4" x 4"	EA	0.03
5403-MNRLBIT-14	Mandrel Hex Shank Arbor; 1/4" shank; Includes pilot bit for bi-metal hole saw sizes 9/16" thru 1-3/16"	EA	0.20
5403-MNRL-38	Hex Shank Arbor (Mandrel); 3/8" shank; Includes pilot bit for bi-metal hole saws sizes 1-1/4" thru 6"	EA	0.50
5403-MNRL-716	Mandrel Hex Shank Arbor; 3/8" shank; Includes pilot bit for bi-metal hole saw sizes 9/16" thru 1-3/16"	EA	0.15
5403-8PC	Hole Saw Kit; (8) pieces; Includes 7/8", 1-1/8", 1-3/8", 1-3/4", 2", 2-1/2", (2) arbors, & carrying case	EA	2.65
5403-825-3/4	***CLOSEOUT SALE*** Greenlee Hole Saw; Bi-metal; 3/4"; Arbor sold separately;	EA	0.10
5403-825-7/8	***CLOSEOUT SALE*** Greenlee Hole Saw; Bi-metal; 7/8"; Arbor sold separately	EA	0.10
5403-825-1-1/8	***CLOSEOUT SALE*** Greenlee Hole Saw; Bi-metal; 1-1/8"; Arbor sold separately	EA	0.15
5403-825-1-3/8	***CLOSEOUT SALE*** Greenlee Hole Saw; Bi-metal; 1-3/8"; Arbor sold separately	EA	0.15
5403-825-1-1/2	***CLOSEOUT SALE*** Greenlee Hole Saw; Bi-metal; 1-1/2"; Arbor sold separately	EA	0.15
5403-825-1-3/4	***CLOSEOUT SALE*** Greenlee Hole Saw; Bi-metal; 1-3/4"; Arbor sold separately	EA	0.20
5403-825-2-1/4	***CLOSEOUT SALE*** Greenlee Hole Saw; Bi-metal; 2-1/4"; Arbor sold separately	EA	0.35



Item #5403-38526




Item #5403-114

### Reciprocating Saw Blades (HW12-3d)

allG offers Reciprocating Saw Blades that are made in the USA. These blades feature milled teeth which are vacuum, heat treatment, and shock resistant. They also have high heat and wear resistance.

Item #	Description	Unit	Wt (lb)
5602-353-656	***CLOSEOUT SALE*** Greenlee Reciprocating Saw Blade; Wood & nail; 6 teeth/inch; 3/4" x 6" x 0.05; 5/pack	PK	0.20
5602-353-956	***CLOSEOUT SALE*** Greenlee Reciprocating Saw Blade; Wood & nail; 6 teeth/in; 3/4" x 9" x 0.05; 5/pack	PK	0.40
5602-353-156	***CLOSEOUT SALE*** Greenlee Reciprocating Saw Blade; Wood & nail; 6 teeth/in; 3/4" x 12" x 0.05; 5/pack	PK	0.30
5603-353-614	***CLOSEOUT SALE*** Greenlee Reciprocating Saw Blade; Metal; 14 teeth/inch.; 3/4" x 6" x 0.035; 5/pack	PK	0.20
5603-353-123	***CLOSEOUT SALE*** Greenlee Reciprocating Saw Blade; Metal; Progressive-pitch; 6 teeth/inch; 3/4" x 6" x 0.035; 5/pack	PK	0.20
5602-6-6T	Reciprocating Saw Blade; Wood & nail; 6 teeth/in.; 3/4" x 6" x 0.05	EA	0.04
5602-12-6T	Reciprocating Saw Blade; Wood & nail; 6 teeth/in.; 3/4" x 12" x 0.05	EA	0.08
5603-6-14T	Reciprocating Saw Blade; Heavy duty; Metal; 14 teeth/inch; 3/4" x 6" x 0.035	EA	0.04
5603-6-18T	Reciprocating Saw Blade; Metal; 18 teeth/in.; 3/4" x 6" x 0.035	EA	0.20
5603-6-24T	Reciprocating Saw Blade; Metal; 24 teeth/in.; 3/4" x 6" x 0.035	EA	0.20
5603-8-14T	Reciprocating Saw Blade; Metal; Heavy duty; 14 teeth/inch; 3/4" x 8" x 0.035	EA	0.06
5603-8-10T	Reciprocating Saw Blade; Metal; 10/14 teeth/inch; 3/4" x 8" x 0.05	EA	0.20
5603-8-18T	Reciprocating Saw Blade; Metal; 18 teeth/in.; 3/4" x 8" x 0.05	EA	0.20



Item #5603-6-14T



Item #5602-6-6T

## Annular Cutters (HW12-3e)

allG offers Annular Cutters which feature aggressive cutting edges and industrial quality. These cutters are compatible with all magnetic drilling machines.

Item #	Description	Unit	Wt (lb)
5599-12x1	Annular Cutter; For magnetic drill; 1/2" x 1"	EA	0.10
5599-916x1	Annular Cutter; For magnetic drill; 9/16" x 1"	EA	0.30
5599-58x1	Annular Cutter; For magnetic drill; 5/8" x 1"	EA	0.25
5599-1116x1	Annular Cutter; For magnetic drill; 11/16" x 1"	EA	0.10
5599-34x1	Annular Cutter; For magnetic drill; 3/4" x 1"	EA	0.22
5599-1316x1	Annular Cutter; For magnetic drill; 13/16" x 1"	EA	0.14
5599-78x1	Annular Cutter; For magnetic drill; 7/8" x 1"	EA	0.30
5599-1516x1	Annular Cutter; For magnetic drill; 15/16" x 1"	EA	0.22
5599-1x1	Annular Cutter; For magnetic drill; 1" x 1"	EA	0.20
5599-118x1	Annular Cutter; For magnetic drill; 1-1/8" x 1"	EA	0.18
5599-114x1	Annular Cutter; For magnetic drill; 1-1/4" x 1"	EA	0.18
5599-138x1	Annular Cutter; For magnetic drill; 1-3/8" x 1"	EA	0.20
5599-112x1	Annular Cutter; For magnetic drill; 1-1/2" x 1"	EA	0.10
5599-158x1	Annular Cutter; For magnetic drill; 1-5/8" x 1"	EA	0.18
5599-716x1	Annular Cutter; For magnetic drill; 7/16" x 1"; Uses ALT part # 5599-1PP	EA	0.16
5599-1PIN	Knock Out Pin; For annular cutter; 1"	EA	0.18
5599-716x2	Annular Cutter; For magnetic drill; 7/16" x 2"	EA	0.18
5599-58x2	Annular Cutter; For magnetic drill; 5/8" x 2"	EA	0.28
5599-34x2	Annular Cutter; For magnetic drill; 3/4" x 2"	EA	0.23
5599-1316x2	Annular Cutter; For magnetic drill; 13/16" x 2"	EA	0.16
5599-78x2	Annular Cutter; For magnetic drill; 7/8" x 2"	EA	0.30
5599-1516x2	Annular Cutter; For magnetic drill; 15/16" x 2"	EA	0.25
5599-1x2	Annular Cutter; For magnetic drill; 1" x 2"	EA	0.30
5599-118x2	Annular Cutter; For magnetic drill; 1-1/8" x 2"	EA	0.20
5599-114x2	Annular Cutter; For magnetic drill; 1-1/4" x 2"	EA	0.18
5599-138x2	Annular Cutter; For magnetic drill; 1-3/8" x 2"	EA	0.33
5599-112x2	Annular Cutter; For magnetic drill; 1-1/2" x 2"	EA	0.10
5599-158x2	Annular Cutter; For magnetic drill; 1-5/8" x 2"	EA	0.19
5599-11316x2	Annular Cutter; For magnetic drill; 1-13/16" x 2"	EA	0.15
5599-1PP	Pilot Pin; For 1" annular cutter	EA	0.18
5599-2PIN	Knock Out Pin; for annular cutters; 2"	EA	0.30



Item #5599-12x1



Item #5599-1PIN

## Power Inverters & Kits (HW12-3f)

allG offers Power Inverters and Kits with SST (Soft Start Technology) that features gradual voltage ramp-up during inverter startup which eliminates failed fold starts under load. The power inverters also features low battery auto shutdown and battery alarm, overload/overheat/thermal protection. The specs are 2000 watts continuous power, 4000 watts peak power 12V DC to 115V AC, Voltage Input Range: 11-15V DC, Voltage Output: 115V AC +/-10%, Output Frequency: 60 Hz +/-3Hz Waveform: Modified Sine Wave, Efficiency: >85%, Fuse: 40A x 6, No Load Current Draw: <1.5A, Dimensions: 12.1/4" L x 7.5" W x 3" H

Item #	Description	Unit	Wt (lb)
INVERTER	Inverter; 2000 watt; 4000 watt high surge; Wireless remote control; 12 volt DC to 110/120 volt AC	EA	7.48
INVERTER KIT	Installation Kit; for 2000 watt power inverter (ALT item #INVERTER)	EA	10.60
INVERTER-HWKIT	Hardware Kit; for Installation Kit (ALT item #INVERTER KIT)	EA	0.95



Item# INVERTER



Alternate view of Item# INVERTER

**Bits - Cobalt Steel** (HW-COBALT1)

allG offers Cobalt Steel Drill Bits featuring the best heat resistance and rigid thick web design for drilling in extremely hard and abrasive materials; such as treated stainless steel (precipitation-hardened), super alloys, cast iron and titanium. The 135-degree split point prevents walking and drills faster.

Item #	Description	Unit	Wt (lb)
5401-364x134	Jobber Drill Bit; High speed steel; Black oxide finish; 135 degree split point; 3/64" x 1-3/4"; 12/pack	PK	0.10
5401-18x234	Cobalt Jobber Drill Bit; Heavy duty HSS; 135 degree split point; 1/8" x 2-3/4"	EA	0.08
5401-532x318	Cobalt Jobber Drill Bit; Heavy duty HSS; 135 degree split point; 5/32" x 3-1/8"	EA	0.02
5401-316x312	Cobalt Jobber Drill Bit; Heavy duty HSS; 135 degree split point; 3/16" x 3-1/2"	EA	0.08
5401-1364x358	Cobalt Jobber Drill Bit; Heavy duty HSS; 135 degree split point; 13/64" x 3-5/8"	EA	0.04
5401-732x334	Cobalt Jobber Drill Bit; Heavy duty HSS; 135 degree split point; 7/32" x 3-3/4"	EA	0.10
5401-14x4	Cobalt Jobber Drill Bit; Heavy duty HSS; 135 degree split point; 1/4" x 4"	EA	0.10
5401-932x414	Cobalt Jobber Drill Bit; Heavy duty HSS; 135 degree split point; 9/32" x 4-1/4"	EA	0.05
5401-516x412	Cobalt Jobber Drill Bit; Heavy duty HSS; 135 degree split point; 5/16" x 4-1/2"	EA	0.05
5401-1132x434	Cobalt Jobber Drill Bit; Heavy duty HSS; 135 degree split point; 11/32" x 4-3/4"	EA	0.20
5401-38x5	Cobalt Jobber Drill Bit; Heavy duty HSS; 135 degree split point; 3/8" x 5"	EA	0.12
5401-1332x514	Cobalt Jobber Drill Bit; Heavy duty HSS; 135 degree split point; 13/32" x 5-1/4"	EA	0.15
5401-2764x538	Cobalt Jobber Drill Bit; Heavy duty HSS; 135 degree split point; 27/64" x 5-3/8"	EA	0.22
5401-716x512	Cobalt Jobber Drill Bit; Heavy duty HSS; 135 degree split point; 7/16" x 5-1/2"	EA	0.24
5401-12x6	Cobalt Jobber Drill Bit; Heavy duty HSS; 135 degree split point; 1/2" x 6"	EA	0.26
5401-16-38	Cobalt Jobber Drill Bit Kit; High speed steel; 135 degree split point; (21) pieces: 1/16", 5/64", 3/32", 7/64", 1/8", 9/64", 5/32", 11/64", 3/16", 13/64", 7/32", 15/64", 1/4", 17/64", 9/32", 19/64", 5/16", 21/64", 11/32", 23/64", 3/8"; Includes protective case	EA	0.90



Item #5401-18x234



Item #5401-16-38

**Bits - Aircraft** (HW-AIRCRAFT1)

allG offers Aircraft Drill Bits that are ideal for drilling in hard-to-reach areas and running wires and cable. These Aircraft drill bits are constructed of M-2 high speed steel for the best combination of strength, heat resistance, and wear resistance. For general use in wood, metal, and plastic.

Item #	Description	Unit	Wt (lb)
5432-12-716	Aircraft Drill Bit; 7/16" x 12"	EA	0.46
5432-12-12	Aircraft Drill Bit; 1/2" x 12"	EA	0.59




Item #5432-12-716

**Bits - Spline** (HW-SPLINE1)

allG offers Spline Bits that are industrial quality. They feature special tungsten carbide tips, fast drilling speeds, less vibration, and ANSI specification. They are suitable for masonry, stone, brick, and aggregates.

Item #	Description	Unit	Wt (lb)
5472	Spline Masonry Drill Bit; 3/4" x 16"	EA	2.00
5474	Spline Masonry Drill Bit; 7/8" x 16"	EA	2.00
5477	Spline Masonry Drill Bit; 7/8" x 36"	EA	3.00
5361-GRD	Spline Ground Rod Driver; 7/8" x 10-1/2"	EA	3.00
5361-FC-18	Spline Flat Chisel Bit; 1" x 18"; For demolition hammer	EA	0.40



Item# 5361-FC-18

### Bits - Spade (HW-SPADE1)

allG offers Spade Bits which are cold forged, full length treated, and have a machine finish cutting groove. They have rust protection, wing tip design, and precision ground hex shank.

Item #	Description	Unit	Wt (lb)
5442	Drill Bit; Spade; 5/8" x 6"	EA	0.30
5444	Drill Bit; Spade; 3/4" x 6"	EA	0.30
5446	Spade Wood Drill Bit; 5/8" x 16"	EA	0.33
5448	Drill Bit; Spade; 3/4" x 16"	EA	0.35
5449	Drill Bit Kit; Spade; 6" long; Includes (6) pieces: 3/8", 1/2", 5/8", 3/4", 7/8" & 1"	EA	2.00
5489-316-78	Drill Bit; Multi-cut step; 3/16" thru 7/8"; Minimum chuck size 3/8"; Overall length 2-5/8"	EA	0.30
5489-34-138	Drill Bit; Multi-cut step; 3/4" thru 1-3/8"; Minimum chuck size 3/8"; Overall length 3-1/8"	EA	0.50
5489-15-78-138	Multi-Cut Step Drill Bit; #15; 7/8" thru 1-3/8"; Minimum chuck size 3/8"	EA	N/A



Item #5442

### Bits - SDS Max Drive Chisels (HW-SDS1)

allG offers the latest generation of SDS Max Chisels and Points that feature the newest innovation for demolition. These products have a fully hardened, steel body which delivers increased life and durability. When energy is dispersed with each beat of the hammer, the point reflects the energy of the hammer back into the work material, increasing the rate of removal by 15%. The result is faster demolition which increases overall jobsite productivity and profitability. These SDS-Max hammer bits are for SDS-Max drive rotary hammers with stop-rotation or SDS-Max drive demolition hammers.

Item #	Description	Unit	Wt (lb)
5360-BP-18	Bull Point Bit; SDS Max; for demolition hammer; 18"	EA	2.00
5360-FC-18	Flat Chisel Bit; SDS Max; For demolition hammer; 1" x 18"	EA	1.00
5360-GRD	Ground Rod Driver Bit; SDS Max; 7/8" x 10-1/4"; For demolition hammer	EA	3.00
5370-GRD	SDS Max Ground Rod Driver Bit; 3/4"; For DeWalt SDS rotary hammer (ALT part #5370)	EA	2.10
5360-AC-15	Asphalt Cutter Bit; SDS Max; 5" wide x 15" long	EA	5.40



Item #5360-BP-12



### Bits - Double End (HW-ENDBITS)

allG offers Double End Bits that can be used for a variety of applications in metal cutting, plumbing, electrical, construction, and automotive trades.

Item #	Description	Unit	Wt (lb)
5307	Double End Bit; #2 Phillips & #8-10 slot	EA	0.02



Item #5307

### SDS Plus Masonry Drill Bits (HW-SDS2a)

allG offers SDS Plus Drive Chisels that are solid all the way through and feature optimized core diameter that maximizes hammer energy for greater impact power. SDS Plus drive chisels are suitable for drilling in concrete, masonry, artificial stone, and rock.

Item #	Description	Unit	Wt (lb)
5462	SDS Plus Masonry Drill Bit; 1/4" x 4-1/2"	EA	0.80
5460	SDS Plus Masonry Drill Bit; 5/16" x 6-1/2"	EA	1.00
5463	SDS Plus Masonry Drill Bit; 1/2" x 6"	EA	1.00
5466	SDS Plus Masonry Drill Bit; 5/8" x 8-1/4"	EA	1.50
5479-34-8	SDS Plus Masonry Drill Bit; 3/4" x 8"	EA	0.20
5464	SDS Plus Masonry Drill Bit; 5/8" x 12"	EA	2.00
5468	SDS Plus Masonry Drill Bit; 5/8" x 18"	EA	3.00
5469	SDS Plus Masonry Drill Bit; 5/8" x 24"	EA	3.20



Item #5462



### Bits - Wood (HW-WOOD1)

allG offers Wood Bits that are specifically designed to fit between building studs for the installation of conduits and wires, and are ideal for use with angle power drills. They are packaged with a rust protection sleeve.

Item #	Description	Unit	Wt (lb)
5452	Wood Drill Bit; 8-1/2" x 5/8"	EA	0.40
5454	Wood Drill Bit; 18" x 5/8"	EA	0.78
5453-24	Wood Auger Drill Bit; 5/8" x 24" 7/16" hex shank; Teflon coated; To be used with a power drill	EA	1.25
5456	Wood Drill Bit; 8-1/2" x 3/4"	EA	0.50
5458	Ship Auger Wood Drill Bit; 3/4" x 18"	EA	1.10
5480	Auger Bit Extension; 12"; For 7/16" shank	EA	0.60



Item #5452

### Bits - Screw Machine Drill (HW-SCREW1)

allG offers Screw Machine Drill Bits that are heavy duty, M2 HSS with a black oxide finish. The short flute has exceptional strength and is suitable for stainless steel, medium alloy steel, sheet metal, and all types of automotive working.

Item #	Description	Unit	Wt (lb)
5400-2764	Screw Machine Drill Bit; 27/64"	EA	0.96
5400-1132	Screw Machine Drill Bit; 11/32"; 130 degree point angle; 1-9/16" flute length	EA	0.20
5400-1732	Screw Machine Drill Bit; 17/32"	EA	0.23
5400-1932	Screw Machine Drill Bit; 19/32"	EA	N/A
5400-516	Screw Machine Drill Bit; 5/16"	EA	0.56
5400-716	Screw Machine Drill Bit; 7/16"	EA	0.60
5400-916	Screw Machine Drill Bit; 9/16"	EA	0.23
5400-F-234	Screw Machine Drill Bit; Size F; High speed steel; 0.2571" shank; 2-3/4" overall length; 130 dress standard point	EA	0.01



Item #5400-716

### Silver & Deming Drill Bits (HW-SUPERBA1)

allG offers Silver & Deming Drill Bits, which are made of M2 high speed steel, have 3-flat round 1/2" shank, and 118-degree split point. They are suitable for cast iron, stainless steel, steel forging, and tougher work material. Made in the USA.

Item #	Description	Unit	Wt (lb)
5420	Silver & Deming Drill Bit; M2 HSS; 118 degree split point; Black & gold finish; 17/32" x 6"	EA	0.28
5422	Silver & Deming Drill Bit; M2 HSS; 118 degree split point; Black & gold finish; 9/16" x 6"	EA	0.35
5423	Silver & Deming Drill Bit; M2 HSS; 118 degree split point; Black & gold finish; 5/8" x 6"	EA	0.40
5424	Silver & Deming Drill Bit; M2 HSS; 118 degree split point; Black & gold finish; 21/32" x 6"	EA	0.45
5425	Silver & Deming Drill Bit; M2 HSS; 118 degree split point; Black & gold finish; 11/16" x 6"	EA	0.55
5427	Silver & Deming Drill Bit; M2 HSS; 118 degree split point; Black & gold finish; 3/4" x 6"	EA	0.75
5428	Silver & Deming Drill Bit; M2 HSS; 118 degree split point; Black & gold finish; 13/16" x 6"	EA	0.80
5426	Silver & Deming Drill Bit; M2 HSS; 118 degree split point; Black & gold finish; 7/8" x 6"	EA	0.65



Item #5420

## Bits - Nut Setters (HW-TAPDIE3)

allG offers Nut Setters that are ideal for use with sheet metal screws and other hexagonal head fasteners.

Item #	Description	Unit	Wt (lb)
5490	Nut Setter; Magnetic; 1/4" hex head x 2-9/16" long	EA	0.05
5491	Nut Setter; Magnetic; 5/16" hex head x 2-9/16" long	EA	0.05
5492	Nut Setter; Magnetic; 3/8" hex head x 2-1/2" long	EA	0.09
5493	Nut Setter; Magnetic; 7/16" hex head x 2-9/16" long	EA	0.10
5494	Nut Setter; Magnetic; 1/2" hex head x 2-9/16" long	EA	0.40



Item #5490

## Bits - Pilot (PTA2)

allG offers Pilot Bits that have a unique split point tip design. Use with bimetal hole saws, recessed light hole saws, and carbide grit hole saws (carbide tipped pilot drill sold separately).

Item #	Description	Unit	Wt (lb)
5403-38526	***CLOSEOUT SALE*** Greenlee Pilot Drill Bit for Holesaws; 1/4" x 3-1/4"; Use with Greenlee Arbors (ALT Item #5403-37154, 5403-37155, & 5403-37156)	PK	0.30



Item #5403-38526

## Bits - Extensions & Holders (HW-MISC1)

allG offers Bit Extensions and Holders that provide better chuck grip and reduces slippage.

Item #	Description	Unit	Wt (lb)
5482	Spade Bit Extension; 12"; for 1/4" shank	EA	1.30
5480	Auger Bit Extension; 12"; For 7/16" shank	EA	0.60
5309	Bit Holder; 3"; Heavy duty; Magnetic; (2) Piece construction	EA	0.08
5309-6	Bit Holder; Heavy duty; Magnetic; (1) piece construction; 1/4" shank; 6"	EA	0.30
5309-HPH-14	Dewalt Hex MAXFIT Pivot Holder; 1/4"; 20-degree pivot mode; Locking collar; Designed for use in drill/drivers & impact drivers; Includes: (1) pivoting magnetic bit holder & (1) 1" MAXFIT PH2 bit	EA	N/A



Item #5480



Item #5309

## Bits - Hex Shank Arbors (Mandrels) (PTA1)

allG offers Hex Shank Arbors which are the best arbors in the industry. They ensure a solid connection without any gaps or wobbling. Arbors include replaceable high speed pilot drill.

Item #	Description	Unit	Wt (lb)
5403-MNRLBIT-14	Mandrel Hex Shank Arbor; 1/4" shank; Includes pilot bit for bi-metal hole saw sizes 9/16" thru 1-3/16"	EA	0.20
5403-MNRL-38	Hex Shank Arbor (Mandrel); 3/8" shank; Includes pilot bit for bi-metal hole saws sizes 1-1/4" thru 6"	EA	0.50
5403-MNRL-716	Mandrel Hex Shank Arbor; 3/8" shank; Includes pilot bit for bi-metal hole saw sizes 9/16" thru 1-3/16"	EA	0.15
5403-37155	***CLOSEOUT SALE*** Greenlee Hex Shank Arbor Holesaw (Mandrel); 7/16" shank diameter; Includes pilot bit for bi-metal hole saws sizes 9/16" thru 1-3/16"	EA	0.20
5403-37156	***CLOSEOUT SALE*** Greenlee Hex Shank Arbor Holesaw (Mandrel); 7/16" shank diameter; Includes pilot bit for bi-metal hole saws sizes 1-1/4" thru 6"	EA	0.60



Item #5403-MNRL-38



Item #5403-37155



### Bits - Hex Shank Driver (HW-HSGRD)

allG offers Bits used to drive ground rods. allG Part #5362-GRD is designed to drive up to 1" diameter ground rods into hard dirt or clay and works with any 1-1/8" Hex Shank demolition hammers.



Item #5362-GRD

Item #	Description	Unit	Wt (lb)
5362-GRD	Hex Shank Ground Rod Driver Bit; 1-1/8"; fits up to 1" ground rods; 16" length	EA	16.98

### Bits - Multi Cut (PTA3b)

allG offers unique Multi-Cut Bits that feature a split tip design that penetrates through steel faster. It resists walking or skidding, even on round surfaces. Balanced, double-flute construction requires less pressure, and it does the work for you. Proudly designed & manufactured in USA.



Item #5489-34-138

Item #	Description	Unit	Wt (lb)
5489-34-138	Drill Bit; Multi-cut step; 3/4" thru 1-3/8"; Minimum chuck size 3/8"; Overall length 3-1/8"	EA	0.50
5489-316-78	Drill Bit; Multi-cut step; 3/16" thru 7/8"; Minimum chuck size 3/8"; Overall length 2-5/8"	EA	0.30

### Bits - Sets (PTA3a)

allG offers Drill Bit Sets for your convenience. The (6) piece set is a self-feeding spade bit kit that are able to go through hardwood, softwood, plywood, and drywall. This innovative self-feeding design requires less effort from the user, reduces vibration, and allows existing hole enlargement. Its quick change hex shank is forged and heat-treated for a much longer life. The (68) piece electrician drill driver bit set includes bit types and sizes most used by professional electricians. The bits feature titanium nitride coated self-centering high speed drill bits, high quality shock resistant case that stays intact even after accidental drops, hammer drill rated carbide grade tips, hardened shank masonry drill bits, and quick release chuck with precise fit.



Item #5441-34AR-6



Item #5459-DDKIT-1-68

Item #	Description	Unit	Wt (lb)
5441-34AR-6	***CLOSEOUT SALE*** Greenlee Drill Bit Kit; Spade; Self-feeding; For use in 1/4" or larger power drills; 6-1/4" long; (6) pieces: 3/8", 1/2", 5/8, 3/4", 7/8", & 1"	EA	1.10
5459-DDKIT-1-68	Greenlee Drill & Driver Bit Kit; (68) pieces: high speed drill bits: (3) 1/8" to 1/4"; masonry drill bits: (4) 5/32" to 3/8"; driver bits: Phillips (14) #0 to #3; driver bits: slotted (3) #6-8, #8-10, #10-12; driver bits: square (14) #0 to #3; drive shafts: connectors (1) 1/4"; hex magnetic extension: (1) 1/4" short-hex quick change holder; adapters (2) square socket adapters, 1/4" & 3/8"; bits included: (3) Hex 1/4" to 7/32", (2) Torx T35,T40, (4) security spanner #6 to #12, (4) security hex 1/8" to 3/16"; (6) security Torx T10 to T30, (3) magnetic nut drivers 1/4" to 3/8"; (4) drill taps 6-32 to 1/4-20; includes plastic case	EA	2.50

### Taps - Bottoming (HW-TAPDIE1)

allG offers Bottoming Taps that have longer length shanks to tap pulley hubs and holes of set screws.

Item #	Description	Unit	Wt (lb)
5570	Bottoming Tap; High speed steel; 1/4"-20 NC	EA	0.20
5571	Bottoming Tap; High speed steel; 5/16"-18 NC	EA	0.20
5572	Bottoming Tap; High speed steel; 3/8"-16 NC	EA	0.20
5573	Bottoming Tap, High speed steel; 1/2"-13 NC	EA	0.10



Item #5570


### Taps - Combination (HW-TAPDIE1b)

allG offers Combination Drill and Tap Bits that create holes and taps in a single operation with no center drilling or punching necessary.

Item #	Description	Unit	Wt (lb)
5591	Tap Wrench; T-handle; fits #0 thru 1/4" taps	EA	0.15
5539	Drill Tap Combination; high speed; steel; 1/2" - 13	EA	0.33
5590	T-Handle Tap Wrench; Fits #10 thru 1/2" taps	EA	0.50
5592	Tap Wrench; Straight adjustable; fits #7 thru 3/4" taps	EA	0.75



Item #5539



Item #5591

### Taps - Gun (HW-TAPDIE1d)

allG offers Gun Taps, aka "spiral point" plug taps, that feature cutting edges that are angularly displaced relative to the tap centerline; allowing the tap to continuously break the chip and eject it into the flutes, preventing crowding.

Item #	Description	Unit	Wt (lb)
5552	Gun Tap, HSS; Spiral point; 1/4" - 20	EA	0.02
5552-EXT	DISCONTINUED 1/4" Tap Extension; Alloy steel; 8"	EA	N/A
5553	Gun Tap; HSS; Spiral point; 5/16" - 18	EA	0.15
5554	Gun Tap, HSS; Spiral point; 3/8" - 16	EA	0.15
5556	Gun Tap, HSS; Spiral point; 1/2" - 13	EA	0.20
5557	Gun Tap, HSS; Spiral point; 5/8" - 11	EA	0.22
5558	DISCONTINUED Gun Tap, HSS; Spiral point; 3/4" - 10	EA	0.25
5550-632	Gun Tap, HSS; Spiral point; 6 - 32	EA	0.01
5550-832	Gun Tap, HSS; spiral point; 8 - 32	EA	0.01
5550-1024	Gun Tap, HSS; spiral point; 10 - 24	EA	0.01
5550-1032	Gun Tap, HSS; Spiral point; 10 - 32	EA	0.03
5550-1224	Gun Tap, HSS; spiral point; 12 - 24	EA	0.02
5590	T-Handle Tap Wrench; Fits #10 thru 1/2" taps	EA	0.50
5592	Tap Wrench; Straight adjustable; fits #7 thru 3/4" taps	EA	0.75



Item #5552

### Taps - Hand Plug (HW-TAPDIE1a)

allG offers Hand Plug Taps that offer precision cut threads, accurately formed for consistent, exact threading.

Item #	Description	Unit	Wt (lb)
5530	Hand Plug Tap; High speed steel; 1/4"-20 NC	EA	0.15
5531	Hand Plug Tap; High speed steel; 5/16"-18 NC	EA	0.20
5532	Hand Plug Tap; High speed steel; 3/8"-16 NC	EA	0.20
5533	Hand Plug Tap; High speed steel; 1/2"-13 NC	EA	0.10
5535	Hand Plug Tap; High speed steel; 5/8"-11 NC	EA	0.20
5537	Hand Plug Tap; High speed steel; 3/4"-10 NC	EA	0.30
5590	T-Handle Tap Wrench; Fits #10 thru 1/2" taps	EA	0.50
5592	Tap Wrench; Straight adjustable; fits #7 thru 3/4" taps	EA	0.75
5543-EX	Steel Pulley Tap Extension; 12"; For 1/2" tap; Max tap shank .367"; Max tap square .275; Includes drift	EA	0.18



Item #5532

### Taps - Pulley (HW-TAPDIE1c)

allG offers Pulley Taps that produce internal threads in previously formed holes and can be used in machines (such as drill presses) or with hand tools.

Item #	Description	Unit	Wt (lb)
5543	Steel Pulley Tap; 1/2" x 13 x 10"	EA	0.60
5590	T-Handle Tap Wrench; Fits #10 thru 1/2" taps	EA	0.50
5592	Tap Wrench; Straight adjustable; fits #7 thru 3/4" taps	EA	0.75




Item# 5543

### Taps - Wrenches (HW-TAPDIE-W)

allG offers Wrench Taps for precision and accuracy with a sliding handle for extra leverage.

Item #	Description	Unit	Wt (lb)
5590	T-Handle Tap Wrench; Fits #10 thru 1/2" taps	EA	0.50
5591	Tap Wrench; T-handle; fits #0 thru 1/4" taps	EA	0.15
5592	Tap Wrench; Straight adjustable; fits #7 thru 3/4" taps	EA	0.75



Item #5591

### Bits - Dies (HW-TAPDIE2)

allG offers Hex Dies which are ideal for use in tight places and tough cutting applications of all types of external threads. They are used for threading rods, bolts, and studs and are used with a hex die wrench.

Item #	Description	Unit	Wt (lb)
5520	Hex Die; Carbon steel; 1" outside diameter; Fits allG item #5580 (Hex Die Wrench) 1/4" - 20	EA	0.07
5521	Hex Die; Carbon steel; 1" outside diameter; Fits allG Item #5580 (Hex Die Wrench) 5/16" - 18	EA	0.06
5522	Hex Die; Carbon steel; 3/8" - 16; 1" outside diameter; Fits ALT Item #5580 (Hex Die Wrench)	EA	0.06
5523	Hex Die; Carbon steel; 1" outside diameter; Fits ALT Item #5580 (Hex Die Wrench) 1/2" - 13	EA	0.05
5525	Hex Die; Carbon steel; 1-7/16" outside diameter; Fits ALT Item #5582 (Hex Die Wrench) 5/8"-11	EA	0.18
5527	Hex Die; Carbon steel; 1-7/16" outside diameter; Fits ALT Item #5582 (Hex Die Wrench) 3/4" -10	EA	0.20
5580	Hex Die Wrench; 1"	EA	1.41
5580-1716	Hex Die Wrench; 1-7/16"	EA	1.46



Item #5520

### Chuck Keys (HW-CK)

allG offers Chuck Keys for Bits. Why not get a couple to have on hand when needed?

### Air Terminal Benders (HW-ATB)

allG offers Air Terminal Benders for both Class I and Class II Air Terminals. Each kit includes (1) holder and (1) bender.

Item #	Description	Unit	Wt (lb)
5715-ATBCL1	Air Terminal Bender Kit; For 3/8" & 1/2" diameter; Class 1 Air Terminals; Includes (1) holder & (1) bender	EA	3.20
5715-ATBCL2	Air Terminal Bender Kit; for 1/2" & 5/8" diameter; Class 2 Air Terminals; includes (1) holder & (1) bender	EA	6.00



Item #5715-ATBCL1

### Hex Key Sets (HT-AW)

allG offers Allen Wrenches in a complete set; perfect to have on hand for any jobsite.

Item #	Description	Unit	Wt (lb)
5399-9	Eklind Hex Key Set; SAE; Folding; 9-piece set: 5/64" thru 1/4"; Made in USA	EA	0.50
5399-L-9	Paramount Hex Key Set; 9-piece; Steel L key; 7-1/4" long; 1.5 mm to 10 mm	EA	0.20
5399-L-13	Paramount Hex Key Set; 13-piece; Steel L key; 7-1/4" long; .05" to 3/8"	EA	0.30



Item #5399



Item #5399-9

### Awls (HT8)

allG offers the Scratch Awl which is a great addition to every tool box. It has a steel cap for handle impact resistance, and is heavy-duty constructed; especially for piercing and scribing; and an integrated steel endcap for durability and long life. The awl has a high-grade, rust resistant, and chrome-plated finish and a soft, cushioned grip for extra comfort.

Item #	Description	Unit	Wt (lb)
5354-8	Klein Scratch Awl; 7-7/8" length; Chrome-plated finish; Cushioned grip; Heavy duty	EA	N/A



Item #5330-9753-12c

### Axes & Picks (HW-TOOLS-48)

allG offers Axes & Picks that are perfect for ventilation, forcible entry, or overhaul.

Item #	Description	Unit	Wt (lb)
5368	Axe; Single side; 36" fiberglass handle; 4 lb	EA	5.10
5342	Railroad Pick; 6 lb head; 36" fiberglass handle	EA	8.75



Item #5342



Item #5368

### Brooms (HW-TOOLS-11)

allG offers Push Brooms with 100% Brown Palmyra Bristles. allG also offers Quickie Original 60" Hardwood Handles featuring a 3/4" standard metal ferrule for extra strength. It will fit any standard thread block.

Item #	Description	Unit	Wt (lb)
5333-HEAD	Broom Head; Deck grade; 10"	EA	0.89
5333-HANDLE	Broom Handle; Metal thread; 1-1/8" wood handle; 60" tall	EA	1.35



Item #5333-HEAD



Item #5333-HANDLE

### Caulk Guns (HW-ADH-04)

allG offers Workforce and Superior dispensers which have rounded skeleton frame for quick cartridge loading and removal, rotatable barrel allows for use in tight corners, and a ladder hook that allows for easy hanging. The Workforce dispenser also features a tip cutter that can easily cut caulking tube tip, and a seal punch that helps clean hardened or excess caulk from the cartridge tip.

Item #	Description	Unit	Wt (lb)
5082	Caulk Gun; 13:1 thrust ratio; Uses standard size 10 oz tubes; Steel body; Aluminum alloy ergonomic handle & trigger; Rotatable rounded skeleton frame	EA	1.50
5087	Caulk Gun; 9:1 & 18:1 application; Drip or drip-free; Standard size 29 oz cartridge; Built-in ladder hook; Cushion-grip trigger; Integrated seal punch/nozzle clean-out tool; Rotating barrel	EA	2.40



Item #5082



Item #5087

### Chip Brushes (HW-15)

allG offers Chip Brushes for sweeping chips and hot metal debris from the workpiece. The softer bristled brush can also be used to apply glues, resins, most paints, stains and other solvents, while the wire bristled brush is perfect for cleaning metal cutting surfaces before and after cuts are made.

Item #	Description	Unit	Wt (lb)
5336	Chip Brush; Wood handle; 1-1/2" x 2" x 5/16" thick white Chinese bristles; 7.70" overall length	EA	0.05
5722-37SS	Wire Hand Brush; Stainless steel; 3" x 7"; 7-3/4" curved handle with hang-up hole; Rust proof	EA	N/A
5722-319SS	Wire Hand Brush; Stainless steel; 3 x 16 x .012 wire size; Shoe handle with hang-up hole; Rust proof; 9.5" x 10.25"	EA	0.30



Item #5336



Item #5722-319SS

### Clamps (HT-CLAMPS)

allG offers Clamps with vise-grip capabilities to hold parts in proper alignment, even when material is not identical in thickness. The U-shaped jaws provide clear visibility and ample working space while the positive lock feature leaves hands free.

Item #	Description	Unit	Wt (lb)
5387-CC-6	Vise Grip; 6"; C-clamp; Locking	EA	N/A
5387-CC-11	Vise Grip; 11"; C-clamp; Locking	EA	N/A
5387-CC-18SP	Vise Grip; 18"; C-clamp; Locking; Self-leveling swivel pads; Easy release trigger	EA	3.05
5387-9	Vise-Grip Welding Clamp; 9"; U-shaped jaws; Positive lock; 2" x 2-1/2" D	EA	1.40
5387-SAC-512	DISCONTINUED Sliding Arm Clamp; 5-1/2" throat; 12" max capacity; 2660 lbs clamping pressure; 0.775" spindle diameter; Includes classic rail profile & heavy duty pad	EA	2.00



Item #5387-9

### Compression Tools (GC-CTOOL)

allG offers a range of Compression Tools that are ideal for installation of both mechanical and hydraulic compression lugs and taps. They feature comfort grip handles, heat-treated steel jaws, and have approximately 9000 crimp cycle life with high strength fasteners and plated jaws.

Item #	Description	Unit	Wt (lb)
5399-1	Patriot Hydraulic Self-Contained Crimping Tool; 12 ton; 1.65" jaw opening; Uses 18v lithium batteries	EA	30.00
5399-5	Mechanical Compression Tool; Ratchet hand; Full cycle; #8 thru #1 stranded (Y1MRTC)	EA	1.46
5399-2	Mechanical Compression Tool; Multiple crimp selections; Rotatable die wheels; #8 thru 4/0	EA	9.16
5399-3	Hydraulic Compression Tool; Includes carrying case; #8 thru 750MCM; Dies sold separately	EA	14.50
5330-KP1022D	Wire Crimper; 9-1/4" overall length; Crimps/strips 10-22 ga wire	EA	1.05



Item #5399-5



Item #5399-2

### PVC Cutters (HT6a)

allG offers PVC Cutters that feature heat-treated, replaceable steel blades for long cutting life, rugged metal alloy frame for durability, and ratchet action for fast, easy cutting.

Item #	Description	Unit	Wt (lb)
5330-864	Greenlee PVC Cutters; For up through 1-1/4" in PVC	EA	0.94
5330-865	***CLOSEOUT SALE*** Greenlee PVC Cutters; For up through 2" PVC; Heavy duty	EA	3.25



Item #5330-864



Item #5330-865

### Hand Cable Cutters (HT6b)

allG offers Hand Cable Cutters that feature strong, lightweight fiberglass handles; adjustable pivot bolt provides for blade adjustment; and replaceable, forged, heat treated, and precision ground blades.

Item #	Description	Unit	Wt (lb)
5381	Hand Cable Cutters; Comfort grip; 9-1/2"	EA	1.17
5381-18	Hand Cable Cutters; 24-1/2"; 1-3/4" cutting capacity; Steel handles with rubber grip	EA	3.15



Item #5381



Item #5381-18

## Ratchet Cable Cutters (HT6c)

allG offers Klein and Greenlee Ratchet Cable Cutters. The Greenlee cutters cleanly cuts copper up to 400 MCM, as well as aluminum and multi-conductor cables up to 600 MCM. The unique ratchet action holds cable tight and allows rapid, straight cuts with minimum effort. The Klein cutters are compact and convenient for working in tight places and stores easily in tool pouches. They feature a single speed ratchet mechanism, blade release allows blades to be opened in mid-cut, and heavy-duty blades provide long life.

Item #	Description	Unit	Wt (lb)
5388	Klein 63060 Ratchet Cable Cutters; 10.25" long; Cuts up to 600 MCM copper wire and 750 MCM aluminum wire	EA	1.55



Item #5330-759




Item #5388

## Conduit Cutters (HT6d)

allG offers Conduit Cutters that feature set blade adjustment with only a screwdriver, and set conduit size for multiple cuts of the same size conduit. They are compact and lightweight, easily fitting in your back pocket or tool pouch. There is convenient, in-handle blade storage that holds up to five spare blades, and ample clearance between handle and body for comfortable operation.

Item #	Description	Unit	Wt (lb)
5330-1940	***CLOSEOUT SALE*** Conduit Cutters; Greenlee; flex splitter & MC flexible cable	EA	4.00



Item #5330-1940

## Fish Tape (HT9)

allG offers Fish Tape which is made of oil-tempered spring steel. It has a low profile tip for easy fishing through all sizes of conduit, and superior rapid grip tape payout and rewind. There are viewing ports to see the amount of tape left in the case and allows for quick debris removal.

Item #	Description	Unit	Wt (lb)
5775	Klein Fish Tape; Steel; In reel with handle; 1/8" x 240'	EA	8.50



Item #5775

## Flaring Tool (HT-FT)

allG offers Flaring Tools for Andrews LDF4 cable installation.

Item #	Description	Unit	Wt (lb)
2195-CFT-LDF4	Cable Flaring Tool for Andrews LDF4 Cable Installation	EA	0.32



Item #2195-CFT-LDF4

## Flashlights (HW-TOOLS-70)

allG offers Flashlights that are lightweight and durable for every-day use.

Item #	Description	Unit	Wt (lb)
5327	***CLOSEOUT SALE*** Flashlight; Ryobi; 18 volt; Cordless; Battery & charger sold separately	EA	0.88
5330-FL2AAF	***CLOSEOUT SALE*** Greenlee LED Flashlight; 16" flexible PVC coated cable will bend & hold position; Anodized aluminum housing; Push-button on/off; Batteries included	EA	0.53
5320-FL	Makita Flashlight; 18 volt; Cordless; (4) position head; 10-3/4"; Battery & charger sold separately	EA	1.00



Item #5327



Item #5330-FL2AAF

### Gas/Diesel Cans (HW-TOOLS-12)

allG offer Gas Cans which meet OSHA requirements and most are either Factory Mutual (FM) approved or listed by Underwriters Laboratories, Inc. (UL), and Underwriters Laboratories Canada (ULC). They are manufactured to exacting standards, reflecting sophisticated technology and superior workmanship.

Item #	Description	Unit	Wt (lb)
5334	Eagle Gasoline Safety Can; Galvanized steel; Type 1; Trigger grip handle; Pour spout flame arrestor; 8" x 9"; FM, UL, & ULC certified; Red; 1 gallon	EA	3.52
5334-D	Eagle Diesel Safety Can; Type 1; FM, UL, & ULC certified; Galvanized steel; Trigger grip handle; Pour spout flame arrestor; 13-1/2" x 12-1/2"; Yellow; 5 gallon	EA	7.00
5334-G	Eagle Gasoline Safety Can; 5 gallon; Type 1; FM, UL, & ULC certified; Galvanized steel; Flame arrestor; 13-1/2" x 12-1/2"; Red	EA	7.00
5334-FUNNEL	Fuel Safety Can Funnel; Polyethylene; For use with Type 1 safety cans; 1-1/8" OD x 9"; Yellow	EA	N/A
5334-GCM	Lockable Gas Can Mount; Steel painted black; Fits both 3 gallon & 5 gallon round tanks	EA	8.40



Item #5334



Item #5334-GCM

### Hammers & Mallets (HT1)

allG offers various Hammers for tough construction and demolition projects around job sites. Permabond construction between head and handle for strength. They are made with a polished head, bell, striking face, back and sides, and fiberglass handle. Factory balanced for striking efficiency and power.

Item #	Description	Unit	Wt (lb)
5358	Rip Claw Hammer; 16 oz; Steel head & handle; Smooth face; Straight claw; Non-slip grip	EA	1.78
5367	Sledge Hammer; 36" fiberglass handle; 8 lb	EA	9.55
5367-RM	Rubber Mallet; 16 oz; 13" wood handle x 2.25" face diameter	EA	N/A



Item #5330-156-12



Item #5367

### Hand Ground Rod Drivers (HW-TOOLS-07)

allG offers Ground Rod Drivers made from durable steel and allows the user to easily drive ground rods by hand. The two piece tool (allG Part #5715-TLP218) steel driving block radiused for driving tie-down grounds without deforming the eye loop portion. Made in two separable sections to eliminate any possible jamming during driving.

Item #	Description	Unit	Wt (lb)
5715-DRIVER	Ground Rod Driver; Hand operated	EA	14.30
5715-TLP218	Ground Rod Driver; 2-part tool to drive tie down ground rods	EA	5.00



Item #5715-DRIVER



Item #5715-TLP218

### Hand Held Saws (HT11)

allG offers Hand Held Saws that make any cutting tasks easier; with ergonomic handles, non-slip grips, and hardened steel blades with clog-free teeth. Whatever your project calls for, allG offers it! The Hacksaw frames easily adjust to accept a 10" or 12" blade and has a 3-1/2" depth cut. The frame is made with heavy-duty solid steel and is plated with nickel for durability. The high-impact cushioned, ergonomically designed, rubber grip handle offers comfort and control. This saw conveniently adjusts to 4 cutting positions to allow for many uses and is plated to resist rust.

Item #	Description	Unit	Wt (lb)
5614-FHD	Hacksaw; 12"; Heavy duty; Includes (1) 12" x 24 TPI bi-metal blade	EA	2.15
5614-F	Hack Saw Frame; Fits 10" & 12" blades; Includes (1) 12" blade with 24 TPI	EA	1.45
5330-322-13	Greenlee PVC Saw; 13" blade length; V tooth design; Re-sharpenable blade; Pointed blade nose; Ergonomic handle	EA	0.72
5614-12-18	Hack Saw Blades; 12"; 18 teeth/inch; Bi-metalloy that lasts 2x as long as high speed steel & 10x longer than carbon steel	EA	0.02
5330-322-18	Greenlee PVC Saw; 18" blade length; V tooth design; Re-sharpenable blade; Pointed blade nose; Ergonomic handle	EA	0.40
5614-301A	***CLOSEOUT SALE*** Greenlee Keyhole Saw; Heavy duty; 6"	EA	0.27



Item #5614-FHD



Item #5330-322-13

## Hand Tool Kits (HW-TOOLS-14b)

allG offers Hand Tool Kits which include (20) items including clear safety glasses, smoke safety glasses, Ratchet wrench 3/8" - 7/16", Ratchet wrench 1/2" - 9/16", Ratchet wrench 5/8 - 3/4", 4" slotted screwdriver, 4" Phillips screwdriver, full body harness, tie off double lanyard, hard hat, 10-pocket pouch bag, 25' tape measure, channel lock pliers, 9" hand cable cutters, magnetic torpedo level, pair of corded ear plugs, cotton knit gloves - large, and a 5-gallon BLP bucket.

Item #	Description	Unit	Wt (lb)
BLP-NH-TOOLKIT	BLP New Hire Tool Kit	KIT	18.00



Item# BLP-NH-TOOLKIT

## Knives (HT4)

allG offers all kinds of Knives with stainless steel blades for extra durability and corrosion resistance.

Item #	Description	Unit	Wt (lb)
652-11	Self-Retracting Utility Knife; Heavy duty; No slip handle; Blade storage; Uses standard utility blades	EA	0.44
652-22	Folding Utility Knife; Plastic handle; Uses standard stainless steel utility blades; Includes belt clip	EA	0.20
652-23	***CLOSEOUT SALE*** Greenlee Utility Knife; Folding; Heavy duty; Aluminum handle; Blade storage; Uses standard utility blades; Includes storage pouch & (5) additional blades	EA	0.20
652-24	***CLOSEOUT SALE*** Greenlee Drop Point Knife; Folding; Wood handle; 440C Stainless steel blade; Belt clip	EA	0.10
652-25	Drop Point Folding Knife; 440A stainless steel blade; Spring-loaded dual opening mechanism; Low carry pocket clip	EA	0.10
652-26	***CLOSEOUT SALE*** Greenlee Coping Knife; Folding; 440C stainless steel blade; Rosewood handle; Swivel ring	EA	0.05
652-28	Hawkbill Folding Pocket Knife; Stainless steel blade; Wood handle; Swivel ring	EA	0.25
652-29	***CLOSEOUT SALE*** Greenlee Hawkbill Knife; Fixed; Rosewood handle; 440C stainless steel blade; Nylon belt loop sheath	EA	0.25
5340	Retractable Utility Knife; 6"	EA	0.25
5340-1	Utility Knife Replacement Blades; 20/pack	PK	0.10



Item #652-23



Item #652-25

## Levels (HW-TOOLS-54)

allG offers Magnetic Torpedo Levels which are great for accurately measuring both at home and on the job. The level includes (3) vials, including an open top-read vial for easy readability which is accurate to a fraction of an inch and is housed in a heavy-duty aluminum frame. It is shock and water resistant for durability and has rubber end caps that will not mar finished surfaces. Heavy-duty magnetic strip allows for hands-free use on metal surfaces.

Item #	Description	Unit	Wt (lb)
5398	Torpedo Level; 9"; 3-vials read plumb, level, & 45 degrees; Non-conductive & non-corrosive; Magnetic edge to hold to ferrous metal surfaces; V-groove edge fits on pipe & conduit; Orange	EA	0.15



Item #5398



**Mortar Hoes** (HW-TOOLS-56)

allG offers Hoes that are used to mix mortar and concrete. Hoes in the blade allow the mortar to pass through, so there is less weight to pull. It features a large 10" perforated blade, extra long, Northern Ash handle for extended reach, tempered steel for maximum strength, and a strong head-to-handle connection.

Item #	Description	Unit	Wt (lb)
5331	Hoe; 10" forged blade; 66" wood handle	EA	4.50



Item #5331

**Nut Drivers** (HT2)

allG offers Nut Drivers with rugged, hollow shaft for screw clearance and heavy-duty construction for longer life. The nut drivers feature handles which are marked for easy identification of nut driver size. Precision heads for an accurate fastener fit and made with a high-grade, rust resistant, satin chrome-plated finish, soft, cushioned grip for extra comfort and torque, these nut drivers exceed ASME/ANSI specifications.

Item #	Description	Unit	Wt (lb)
5390	Nut Driver; SAE; Magnetic tip; 5/16" x 3"	EA	0.25
5391	Nut Driver; SAE; Magnetic tip; 7/16" x 3"	EA	0.28
5392	Nut Driver; SAE; Magnetic tip; 1/2" x 3"	EA	0.35
5330-253-1C	7-Piece Nut Driver Set; SAE; 3" hollow shafts; Hex drive; Set includes: 1/4", 5/16", 11/32", 3/8", 7/16", 1/2", & 9/16"	EA	2.00



Item #5330-253-1C

**Pliers** (HT5)

allG offers Pliers which feature a slip-proof, ergonomic, molded grip for increased control and reduced user fatigue.

Item #	Description	Unit	Wt (lb)
5330-351-6D	***CLOSEOUT SALE*** Greenlee Long Needle Nose Pliers; 6"; Heavy duty; Dipped handle	EA	0.45
5330-351-6M	***CLOSEOUT SALE*** Greenlee Long Needle Nose; Pliers; 6"; Heavy duty; Molded handle	EA	0.47
5341-NN-65	Long Needle Nose Pliers; 6.5"	EA	0.45
5330-351-8M	Long Needle Nose Pliers; 15/16" jaw width; 2-7/16" jaw length; 8" overall length	EA	0.70
5341-L-9	Linesman Pliers; 9-1/2"; Side cutting	EA	1.20
DISC5330-151-9D	DISCONTINUED Greenlee Linesman Pliers; 9"; Heavy duty; High leverage; Side cutting; Dipped handle	EA	1.18
5330-451-10D	Pump Pliers; 10"; Heavy duty; Dipped handle	EA	1.07
5330-451-10M	***CLOSEOUT SALE*** Greenlee Pump Pliers; 10"; Heavy duty; Molded handle	EA	1.16
5341-TG-10	Channellock Tongue & Groove Pliers; 2" capacity; 10"	EA	0.95
5341-LJ-10	Vice-Grip Curved Jaw Locking Pliers; 1-7/8" jaw capacity; 10"	EA	1.25



Item #5330-151-9D



Item #5330-351-6D

## Ropes (HW-TOOLS-47)

allG offers Ropes which are flexible and lightweight, rot proof, resists oil, water, gasoline and most chemicals. **SAFETY TIPS** : Knots reduce the strength of the rope up to 50%, splicing is preferable. Do not use this product for overhead lifting, support of human weight or athletic equipment, or other situations where personal safety or valuable property can be endangered. The working loads shown should never be exceeded. Shock (stress, jerk) conditions can reduce working loads by as much as 33%. Never stand in line with rope under tension as it may recoil (snap back). Never use this product to secure large flat surfaces or objects. All ropes should be replaced if signs of wear, such as broken fibers are apparent.



Item #	Description	Unit	Wt (lb)
5721	Pull Rope; Diamond-braid; Poly; Working load limit of 600 lbs; 3/8" x 100'	EA	3.00

Item #5721

## Screwdrivers (HT3)

allG offers Screwdrivers to handle a variety of jobsite needs. The square shank allows use of wrench or pliers for added torque. The handles are marked for easy identification of screwdriver size, type, and length. They also feature precision-machined tips for accurate fastener contact. The soft, cushioned grip allows for extra comfort and torque.

Item #	Description	Unit	Wt (lb)
5330-153-21C	Greenlee Flat Cabinet Tip Screwdriver; 3/16" x 4"; Heavy duty; Cushioned grip	EA	0.20
5330-153-22C	***CLOSEOUT SALE*** Green Flat Cabinet Tip Screwdriver; 3/16" x 6"; Heavy duty; Cushioned grip	EA	0.19
5330-153-15C	***CLOSEOUT SALE*** Greenlee Flat Keystone Tip Screwdriver; 5/16" x 6"; Heavy duty; Cushioned grip	EA	0.42
5330-153-51C	***CLOSEOUT SALE*** Screwdriver; Greenlee; heavy duty; cabinet tip; flat blade; crank action; 3/16" x 6"	EA	0.16
5330-153-53C	***CLOSEOUT SALE*** Greenlee Speed Phillips Tip Screwdriver; #1 x 6"; Crank action; Heavy duty; Cushioned grip	EA	0.17
5330-153-31C	***CLOSEOUT SALE*** Greenlees Phillips Tip Screwdriver; #1 x 3"; Heavy duty; Cushioned grip	EA	0.17
5356-2-4	Phillips Screwdriver; #2 x 4"; 7-13/16" overall length	EA	0.25
5330-153-35C	***CLOSEOUT SALE*** Greenlee Phillips Tip Screwdriver; #3 x 6"; Heavy duty; Cushioned grip	EA	0.40
5330-9753-11C	***CLOSEOUT SALE*** Greenlee Reamer Driver; Fits 1/2", 3/4", & 1" EMT conduit; Heavy duty; Cushioned handle; Includes replacement blade	EA	0.52
5355	Slotted Screwdriver; 1/4" x 4"	EA	0.20
5355-6	6-Piece Assorted Screwdriver Set; Includes: Phillips #1 x 3", #2 x 4", #2 x 6" & Slotted 3/16" x 6", 1/4" x 4", 1/8" x 4"	EA	1.40
5330-153-2C	***CLOSEOUT SALE*** Greenlee Keystone Tip Screwdriver Set; Heavy duty; Cushioned grip; Set includes: (5) Slotted head screwdrivers & (2) Phillips head screwdrivers	EA	1.80



Item #5330-153-15C



Item #5330-9753-11C

## Shovels (HW-TOOLS-08)

allG offers many types of Shovels to handle a variety of jobsite needs. These shovels are designed for strength and durability, and have heavy gauge, tempered steel blades for maximum strength.

Item #	Description	Unit	Wt (lb)
5337	Digging Shovel; Round point; 59" fiberglass handle	EA	4.40
5338	Drain Spade/ Sharp Shooter Shovel; Straight handle; 47" long fiberglass handle	EA	4.60
5339	Trenching Shovel; For digging and clearing ditches; 4" wide x 12" high blade; 48" long fiberglass handle	EA	4.10



Item #5337



Item #5338


### Snips (HT10)

allG offers Snips which are drop-forged with chrome-moly steel blades with serrated edges that cut up to 18 gauge steel or 24 gauge stainless. They have a compound leverage design which reduces effort required by user and an auto-release latch for one-handed operation. These snips also meet ANSI/ASTM standards.

Item #	Description	Unit	Wt (lb)
5380-1	Journeyman Snips; Straight; Heavy duty; Molded grip; 10"	EA	0.90



Item #5380-1



Example of Item #5380-1 in Use

### Socket Wrenches (HW-TOOLS-43a)

allG offers Socket Wrenches with interchangeable heads that attach to a fitting on the wrench, allowing it to turn different sized bolts and other fasteners. These wrenches are convenient for use in cramped spaces.

Item #	Description	Unit	Wt (lb)
5396	Klein Socket Wrench; 3/8"	EA	0.74
5397	Klein Socket Wrench Set; 3/8" drive; (8) pieces; Includes: 3/8", 7/16", 1/2", 9/16", 5/8", 11/16", 3/4", & 13/16"; With metal case	EA	2.60
5397-E2	Socket Adapter; 2"; 3/8" male square; 1/4" hex shank size	EA	0.50
5393	Ratcheting Offset Box Wrench; 3/8" - 7/16"	EA	0.20
5394	Ratcheting Offset Box Wrench; 1/2" - 9/16"	EA	0.30
5395	Ratcheting Offset Box Wrench; 5/8" - 3/4"	EA	0.44



Item #5396



Item #5397

### Squares (HW-SQ)

allG offers construction Squares featuring a stamped, steel blade with protective anti-rust coating in 1/8ths, 1/16th, & 1/32nds. This square also has a high-impact plastic head with an acrylic yellow barrel vial and is made in the USA.

Item #	Description	Unit	Wt (lb)
5300	Construction Square; 12"; High impact plastic head; Steel blade	EA	0.45



Item #5300

### Tape Measures (HW-TOOLS-63b)

allG offers Stanley and Greenlee tape measures that are strong and durable. The Stanley 300 ft. Tape Measure features two-sided blade graphics that have easy-to-read fractional in. and decimal ft. scales, and a folding Tru-Zero end hook provides accurate inside and outside measurements. The rubber grip handle is slip resistant and contoured for comfortable use on the job.

Item #	Description	Unit	Wt (lb)
5773	***CLOSEOUT SALE*** Measuring Tape; Rubber grip; 1" x 25'	EA	0.97
5773-155-25A	***CLOSEOUT SALE*** Greenlee Measuring Tape; Heavy duty; Double sided; Power return; 1" x 25'	EA	0.89
5773-ECO	***CLOSEOUT SALE*** Measuring Tape; Economy; Molded grip; 1" x 25'	EA	0.50
5770-25	DeWalt Atomic Compact Measuring Tape; 1.125" x 25'	EA	1.00
5770-200	Measuring Tape Reel; Fiberglass; 1/2" x 200'	EA	2.34
5770-300	Measuring Tape Reel; Double sided; 300'	EA	3.55
5770-RM	Measuring Wheel; Wheel calibrated to counter; Retractable handle adjusts for comfortable measurements	EA	2.75
5315	Digital Micrometer; Stainless steel; Provides measurements from 0 to 6"; Large & clear LCD readout; Measures both inches & metric with a flip of a switch; Includes (2) 1.5V button batteries	EA	0.70



Item# 5770



Item# 5770-155-25A

### Thread Files (HW-TOOLS-39)

allG offers thread files which are ideal for cleaning out acute angles, corners, and slots.

Item #	Description	Unit	Wt (lb)
5359	Thread File; 6" long triangle; Edges set & cut for filing gullets between saw teeth; Slightly tapered	EA	0.08



Item# 5359

### Floats & Trowels (HW-TOOLS-38)

allG offers Trowels featuring a ground polished, tempered steel blade. The hardwood handle is securely attached with steel ferrule.

Item #	Description	Unit	Wt (lb)
5366	Pointing Trowel; Steel blade; 5-1/2" x 3"	EA	0.10
5366-12x4	Cement Hand Trowel; 12" x 4"; Spring steel blade; Lightweight	EA	1.09
5366-MAG-16	Magnesium Hand Float; 16"; Lightweight	EA	1.15



Item #5366

### Twine - Waxed (HS-TWINE)

allG offers Waxed Twine that is ideal for wrapping cables and is made to AT&T specifications.

Item #	Description	Unit	Wt (lb)
5757-9	Twine/Lacing Cord; Waxed; #9; 195 yards/roll	EA	1.80



Item #5757-9

### Utility Probes (HW-TOOLS-18)

allG offers Utility Probes that are designed for heavy-duty commercial use. These probes are used to locate buried utility lines, pipes, and rocks below the surface, and for detecting the moisture content of the soil. They feature a T-grip handle for dual hand placement and a 48" non-conductive fiberglass shaft. The steel tip can also be used to aerate soil.

Item #	Description	Unit	Wt (lb)
5369	Utility Probe; Fiberglass; 48" (4')	EA	1.20



Item #5369

### Wrenches (HT7)

allG offers Wrenches constructed to handle any size job and are precision-machined to tight tolerances for professional feel and smooth operation. The wrenches have a wide-capacity jaw design that provides extra versatility and a measuring scale on the head for easy sizing. They are made with a corrosion-resistant finish and exceed ASME/ANSI specifications. These wrenches are available in various handle options, see chart below.

Item #	Description	Unit	Wt (lb)
5382-6	Adjustable Wrench; 6"; Metric & SAE; 3/4" jaw capacity	EA	4.20
5382-8	Adjustable Wrench; 8"; Metric & SAE; 1-3/16" jaw capacity	EA	0.80
5382-10	Adjustable Wrench; 10"; Metric & SAE; Cushion grip; 1-1/4" jaw capacity	EA	1.17
5382-10D	***CLOSEOUT SALE*** Greenlee Adjustable Wrench; 10"; Molded or dipped handle; NOTE: handles will be either molded or dipped, whichever is available	EA	1.24
5382-CSW-16	Construction (Spud) Wrench; 16"; Tension spring stabilized jaw; Tapered end for aligning; Black phosphate	EA	2.80



Item #5382-8



Item #5382-CSW-16

### Heavy Duty Cable Dollys (HW-TOOLS-05-01)

allG offers versatile, heavy duty Cable Spoolers and 2-Wheel Dolly in one tool. Constructed from heavy gauge steel, the cable dolly is capable of transporting 500' of 4/0 wire. Features include: pneumatic tires, retractable handle for easy storage, and a removable spooling shaft (cable and spool sold separately). Max spool size is 18" wide x 15-1/2" high.

Item #	Description	Unit	Wt (lb)
5715-DOLLY	Dolly; cable spooler; retractable handle; spool lock; max spool size: 18" x 15-1/2"	EA	32.21



Item #5715-Dolly (cable & spool sold separately)

### Cable Stands (HW-TOOLS-05-02)

allG offers Cable Stands that are perfect for every jobsite need! Built strong for dependability, each option will last for years to come. Please note two (2) units may be required.

Item #	Description	Unit	Wt (lb)
5715-STAND	Cable Stand; Collapsible; Adjustable leg height; 16" x 14-3/4" max spool size	EA	19.50
5330-39661	Greenlee Single Reel Roller Ramp; Requires (2) to function; 2000 lb capacity; Adjustable to various widths with 42" max reel width; Heavy-duty welded steel construction	EA	45.00
5330-15372	Screw-Type Wire Reel Stand; 2,500 lb Capacity; Welded steel with 5/8" holes; 54" Max height; 24" x 23" Base; Requires (2) to function	EA	65.00



Item #5715-STAND (Cable & Spool Sold Separately)

Item #5330-39661 (Requires 2 for Operation)

### Wire Dispensers (HW-TOOLS-05a)

allG offers RACK-A-TIERS wire dispensers. They feature interlocking capabilities, versatility, are waterproof, rustproof, tough, durable, compact, will float, and require no moving parts. They are easy to set up and have thousands of uses.

Item #	Description	Unit	Wt (lb)
5715-RT	Rack-A-Tier Cable Stand; Molded plastic; Heavy duty; Light weight	EA	8.30



Item #5715-RT (cable & spools sold separately)

### Cable Pullers (HW-TOOLS-TUGGER)

allG offers Cable Pullers for all types of wire pulling needs. The electrical pulling device is mounted on (2) 8" solid wheels for easy transportation. There are no loose components and the cable capacity is 4 to 1000kcmil. With 2,000 lbs. of pulling force, 50/60 Hz motor, 120 voltage, & 12 amps, this cable puller is sure to get the job done!

Item #	Description	Unit	Wt (lb)
5330-G3	Greenlee G3 Tugger Cable Puller; Pulls 4/0 to 1000 MCM cable; 97 Ft/min high speed; 41 Ft/min low speed	EA	131.00



Item #5330-G3

### Extension Cords & Accessories (HW11)

allG offers a contractor-grade Extension Cords & Reels that can be used indoors or outdoors to deliver electrical power where you need it for jobsite and home projects. The reel can hold up to 150' of 16/3 extension cord. To meet any extension cord need, allG also offers replacement plugs which are commercial grade, straight blade plugs and connectors that are rugged performers. They are moisture, chemical, and abuse resistant. Dimpled body design provides a secure grip, and speed-thread assembly screws tighten with just a few quick turns.

Item #	Description	Unit	Wt (lb)
5704	3-Way Tap Cord; 12 ga; With GFCIS; 2'	EA	1.33
5321	Extension Cord; 16/3 SJTW; Orange; 25'	EA	1.90
5703-25	Contractor Extension Cord; 12/3; 300 volt; Meets OSHA standards for outdoor use; UL Listed; 25'	EA	3.45
5703-50	Contractor Extension Cord; 12/3; 300 volt; Meets OSHA standards for outdoor use; UL Listed; 50'	EA	6.65
5703-100	Contractor Extension Cord; 12/3; 125 volt; Meets OSHA standards for outdoor use; UL Listed; 100'	EA	13.00
5712	8' Light Duty Tool Replacement Cord	EA	0.50
5713	Extension Cord Reel; Pro Series 100' Maximum Cord Storage Wheel; Holds up to 150' of 16/3 or 125' of 14/3 extension cord	EA	1.00
5321-MRP	Extension Cord Replacement Plug; Leviton 515PR; 15 amp; male	EA	0.15
5321-FRP	Extension Cord Replacement Plug; Leviton 515CR; 15 amp; Female	EA	0.15
5711	Plug Strip; (6) outlets with circuit breaker switch & surge protection; Indoor use only	EA	0.60
5713-CP	DISCONTINUED Cord Protector; 2-3/4" x 1/2" x 10"; For light weight traffic areas; Yellow	EA	4.00



Item #5703-100



Item #5321-MRP

### Utility Carts (HW-TOOLS-14)

allG offers Utility Carts that are lightweight, quiet, easy to maneuver in tight spots, and made from sturdy structural foam. These carts also feature rounded edges to prevent wall damage, 2-5/8" deep trays that are 19" apart, and non-marking 5" polypropylene casters: 2 rigid, 2 swivel.

Item #	Description	Unit	Wt (lb)
9175	Utility Cart; 2 shelves; 500 lb (250/shelf) load capacity; 45" x 25" x 33"	EA	43.00

### Buckets - Plastic (HW-TOOLS-14a)

allG offers Buckets that safely store your items and feature high-density polyethylene construction that withstands temperatures up to 180-degrees. Stackable, but easily separated due to tapered design, and manufactured using FDA compliant resins, these buckets are sure to protect your items. Don't forget your lids!

Item #	Description	Unit	Wt (lb)
TOOL-BUCKET-1	Plastic Bucket; 1 gallon; Red; No lid	EA	0.39
allG-BUCKET	allG Bucket; 5 gallon; Plastic; Red with white logo; No lid	EA	2.20
allG-HW-BUCKET	Bucket; 1 gallon; Plastic; Red with white allG logo; no lid (lid sold separately)	EA	0.40
TOOL-BUCKET	Plastic Bucket; 5 gallon; Red; No lid	EA	2.20
TOOL-BUCKET-LID-1	Plastic Bucket Lid; 1 gal; Red	EA	0.11
TOOL-BUCKET-LID	Plastic Bucket Lid; 5 gal; Red	EA	0.65



Item #ALT-BUCKET



Item #TOOL-BUCKET-1

**Grease & Accessories** (HW-GREASE)

allG offers all you need for your greasing jobs! For easy and quick work, pick up our heavy duty, 3-way loading grease gun. Make sure to grab a few of the 1/8" NPT male fitted hoses to ensure you are always ready to grease up your equipment. Remember, a well-greased machine makes work easier! We even carry a degreaser in case you are really messy!

Item #	Description	Unit	Wt (lb)
GREASEGUN	Grease Gun; For standard 14" tube; Heavy duty; Devolops over 10,000psi; 3-way loading	EA	2.90
GREASEGUNHOSE	Greasegun Flex Hose; 18"	EA	0.20
GREASE-RED	Grease; 14 oz cartridge; Multi-purpose; Hi-temp; Red	EA	0.95
GREASE-WHITE	White Lithium Grease; 14 oz cartridge; For use on Plasma	EA	1.00
DEGREASER	Degreaser/Carburetor Cleaner; Heavy duty; 14 oz	EA	1.00
9480	Grease & Oil Absorber; 25 lb bag	EA	40.00



Item #GREASEGUN



Item #GREASE-WHITE

## Description Index

P: 800.950.7960 | [sales@allGfab.com](mailto:sales@allGfab.com)

## Description Index

## 1

<a href="#">1/4" x 2" Galvanized Ground Bars</a> .....	103
<a href="#">1/4" x 4" Galvanized Ground Bars</a> .....	103
<a href="#">1/4" x 4" Galvanized Ground Bars</a> .....	104

## 2

<a href="#">2" Copper Bars- HALO Style</a> .....	97
--	----

## 3

<a href="#">3 Way Adaptor</a> .....	22
-------------------------------------	----

## 4

<a href="#">4" Decorative Bases</a> .....	78
---	----

## 6

<a href="#">6" Decorative Bases</a> .....	79
---	----

## 9

<a href="#">90 Degree Bend</a> .....	116
--------------------------------------	-----

## A

<a href="#">Add On Accessories</a> .....	37
<a href="#">Adhesive Mount Bases</a> .....	50
<a href="#">Adhesives - Dryvit</a> .....	213
<a href="#">Adhesives - PL400</a> .....	213
<a href="#">Adjustable (Malleable) Bases</a> .....	51
<a href="#">AGE - 8' Horizontal</a> .....	132
<a href="#">AGE - 8' Vertical</a> .....	131
<a href="#">AGE - Ground Enhancement Material</a> .....	133
<a href="#">AGE Recharge Material</a> .....	132
<a href="#">AGE Starter Kit</a> .....	132
<a href="#">Air Terminal Adapters</a> .....	47
<a href="#">Air Terminal Adapters for 5/8" British T</a> .....	47
<a href="#">Air Terminal Benders</a> .....	257
<a href="#">Air Terminal Braces</a> .....	45
<a href="#">Air Terminal Masts</a> .....	44
<a href="#">Air Terminals - Aluminum Blunt Tip</a> .....	42
<a href="#">Air Terminals - Aluminum Taper Tip</a> .....	42
<a href="#">Air Terminals - Solid Copper Blunt Tip</a> .....	40
<a href="#">Air Terminals - Solid Copper Taper Tip</a> .....	41
<a href="#">Air Terminals - Solid Full Nickel Blunt</a> .....	40
<a href="#">Air Terminals - Solid Tinned Copper Blunt</a> .....	41
<a href="#">Air Terminals - Stainless Steel Taper T</a> .....	43
<a href="#">Air Terminals - Stainless Steel Blunt Ti</a> .....	42
<a href="#">Aircraft Tie Down - Copper Clad</a> .....	139
<a href="#">Aluminum</a> .....	201
<a href="#">Anchors</a> .....	232
<a href="#">Anchors - Concrete Anchor</a> .....	209
<a href="#">Anchors - Drop-in</a> .....	208
<a href="#">Anchors - Lead</a> .....	209
<a href="#">Anchors - Masonry</a> .....	208
<a href="#">Anchors - Plastic</a> .....	209
<a href="#">Anchors - Sleeve</a> .....	209
<a href="#">Anchors - Wedge</a> .....	210
<a href="#">Anchors - Zap-In</a> .....	209
<a href="#">Angle Adapters</a> .....	22
<a href="#">Angle Leg Taper Bracket</a> .....	8
<a href="#">Annular Cutters</a> .....	250
<a href="#">Antenna Arm Bracket</a> .....	8
<a href="#">Antifreeze</a> .....	213
<a href="#">Antioxidant Compounds</a> .....	195
<a href="#">Armor All</a> .....	214
<a href="#">Asphalt Crack Fillers</a> .....	213
<a href="#">Automatic Transmission Fluid</a> .....	214
<a href="#">Awls</a> .....	258
<a href="#">Axes &amp; Picks</a> .....	258

## B

<a href="#">Back Supports</a> .....	232
<a href="#">Bags</a> .....	219
<a href="#">Banding &amp; Accessories</a> .....	36
<a href="#">Barricade Items</a> .....	232
<a href="#">Batteries</a> .....	219
<a href="#">Batteries - Rechargeable</a> .....	248

<a href="#">Battery Chargers</a> .....	247
<a href="#">Beam Clamps - Malleable Iron</a> .....	130
<a href="#">Beam Clamps with Conductor Support</a> .....	130
<a href="#">Bent Arrestor Bars 1/4" x 6"</a> .....	98
<a href="#">Bent Arrestor Bars 1/4" x 6"</a> .....	102
<a href="#">Bent Arrestor Bars 1/4" x 6-1/2"</a> .....	98
<a href="#">Bent Arrestor Bars 1/4" x 7-1/2" - D-Hol</a> .....	102
<a href="#">Bent Arrestor Bars 1/4" x 7-1/2" - Round</a> .....	102
<a href="#">Bentonite Clay</a> .....	133
<a href="#">Bins &amp; Accessories</a> .....	220
<a href="#">Bits - Aircraft</a> .....	251
<a href="#">Bits - Cobalt Steel</a> .....	251
<a href="#">Bits - Dies</a> .....	257
<a href="#">Bits - Double End</a> .....	252
<a href="#">Bits - Extensions &amp; Holders</a> .....	254
<a href="#">Bits - Hex Shank Arbors (Mandrels)</a> .....	254
<a href="#">Bits - Hex Shank Driver</a> .....	255
<a href="#">Bits - Multi Cut</a> .....	255
<a href="#">Bits - Nut Setters</a> .....	254
<a href="#">Bits - Pilot</a> .....	254
<a href="#">Bits - Screw Machine Drill</a> .....	253
<a href="#">Bits - SDS Max Drive Chisels</a> .....	252
<a href="#">Bits - Sets</a> .....	255
<a href="#">Bits - Spade</a> .....	252
<a href="#">Bits - Spline</a> .....	251
<a href="#">Bits - Wood</a> .....	253
<a href="#">Blades, Grinding Wheels, &amp; Hand Pads</a> .....	248
<a href="#">Bolt Bags</a> .....	232
<a href="#">Bolts - Galvanized Hex Cap</a> .....	197
<a href="#">Bolts - Stainless Steel Hex Cap</a> .....	196
<a href="#">Bonding Conductor - Flexible Strap</a> .....	124
<a href="#">Bonding Conductor - Strap</a> .....	124
<a href="#">Bonding Lugs - Crimp</a> .....	66
<a href="#">Bonding Plates</a> .....	67
<a href="#">Bonding Plates - Crimp</a> .....	65
<a href="#">Bonding Plates - Eight Square Inch Conta</a> .....	66
<a href="#">Bonding Plates - Heavy Duty</a> .....	67
<a href="#">Bonding Plates - Heavy Duty Steel Flange</a> .....	67
<a href="#">Bonding Plates - Malleable</a> .....	67
<a href="#">Bonding Plates - One Bolt Steel Flange</a> .....	68
<a href="#">Brake Fluid</a> .....	214
<a href="#">Brass</a> .....	202
<a href="#">Brooms</a> .....	258
<a href="#">Buckets - Plastic</a> .....	268
<a href="#">Buckets - Plastic</a> .....	268
<a href="#">Buss Bar - Various Sizes</a> .....	107
<a href="#">Buss Bar Splice Kit - 90 Degree Copper</a> .....	108
<a href="#">Buss Bar Splice Kit - Flat 90 Degree Cop</a> .....	108
<a href="#">Buss Bar Splice Kit - Straight Copper</a> .....	108
<a href="#">Butterfly Clamps</a> .....	19

## C

<a href="#">Cable Guards - PVC &amp; Copper</a> .....	74
<a href="#">Cable Hanger Clips</a> .....	193
<a href="#">Cable Pullers</a> .....	268
<a href="#">Cable Rack Ceiling Hanger Bracket Kit</a> .....	31
<a href="#">Cable Rack Corner Clamp Kit - "T" or 90</a> .....	31
<a href="#">Cable Rack Hanger Bracket Kit</a> .....	31
<a href="#">Cable Rack Splice Kit</a> .....	31
<a href="#">Cable Rack Wall Angle Kit</a> .....	32
<a href="#">Cable Rack with 1-1/2" Tubular Stringers</a> .....	31
<a href="#">Cable Stands</a> .....	267
<a href="#">Cable Ties - Nylon</a> .....	193
<a href="#">Cable Tray - Diamond Plate Covers</a> .....	34
<a href="#">Cable Tray - Light Duty Aluminum - 12' S</a> .....	32
<a href="#">Cable Tray - Light Duty Aluminum Non-Ven</a> .....	34
<a href="#">Cable Tray Fittings - Light Duty Aluminu</a> .....	32
<a href="#">Cable Tray Fittings - Light Duty Aluminu</a> .....	33
<a href="#">Cable Tray Hold Down Clamps</a> .....	33
<a href="#">Cable Tray Roof Top Ramp</a> .....	35
<a href="#">Cadweld Exothermic Shots</a> .....	164
<a href="#">Cadweld Molds - Type GL</a> .....	147
<a href="#">Cadweld Molds - Type GM</a> .....	147
<a href="#">Cadweld Molds - Type GP</a> .....	147
<a href="#">Cadweld Molds - Type GR</a> .....	148
<a href="#">Cadweld Molds - Type GS</a> .....	148
<a href="#">Cadweld Molds - Type GT</a> .....	149
<a href="#">Cadweld Molds - Type GY</a> .....	150
<a href="#">Cadweld Molds - Type HA</a> .....	151
<a href="#">Cadweld Molds - Type HC</a> .....	151
<a href="#">Cadweld Molds - Type HS</a> .....	151

<a href="#">Cadweld Molds - Type HT</a> .....	152
<a href="#">Cadweld Molds - Type LE</a> .....	152
<a href="#">Cadweld Molds - Type LJ</a> .....	152
<a href="#">Cadweld Molds - Type NC</a> .....	152
<a href="#">Cadweld Molds - Type ND</a> .....	153
<a href="#">Cadweld Molds - Type PC</a> .....	153
<a href="#">Cadweld Molds - Type PG</a> .....	153
<a href="#">Cadweld Molds - Type PH</a> .....	153
<a href="#">Cadweld Molds - Type PT</a> .....	154
<a href="#">Cadweld Molds - Type RD</a> .....	155
<a href="#">Cadweld Molds - Type RJ</a> .....	155
<a href="#">Cadweld Molds - Type RR</a> .....	155
<a href="#">Cadweld Molds - Type RT</a> .....	155
<a href="#">Cadweld Molds - Type SS</a> .....	156
<a href="#">Cadweld Molds - Type ST</a> .....	156
<a href="#">Cadweld Molds - Type SV</a> .....	156
<a href="#">Cadweld Molds - Type TA</a> .....	157
<a href="#">Cadweld Molds - Type TC</a> .....	158
<a href="#">Cadweld Molds - Type VB</a> .....	159
<a href="#">Cadweld Molds - Type VF</a> .....	159
<a href="#">Cadweld Molds - Type VG</a> .....	160
<a href="#">Cadweld Molds - Type VN</a> .....	160
<a href="#">Cadweld Molds - Type VS</a> .....	161
<a href="#">Cadweld Molds - Type VT</a> .....	162
<a href="#">Cadweld Molds - Type VV</a> .....	162
<a href="#">Cadweld Molds - Type XA</a> .....	162
<a href="#">Cadweld Molds - Type XB</a> .....	163
<a href="#">Cadweld Plus Control Unit</a> .....	165
<a href="#">Cadweld Plus Shots</a> .....	165
<a href="#">Car Wash Soap</a> .....	214
<a href="#">Carabiners &amp; Rope Grabs</a> .....	233
<a href="#">Carbo 60 - Coke Breeze</a> .....	133
<a href="#">Cargo Carriers &amp; Hitch Pins</a> .....	221
<a href="#">Caster Wheels</a> .....	221
<a href="#">Caulk Guns</a> .....	258
<a href="#">C-Clamp Steel Bonding Plates</a> .....	68
<a href="#">Center Cable Ridge Mount Bases</a> .....	51
<a href="#">Center Mount</a> .....	73
<a href="#">Chalk &amp; Crayon - Marking</a> .....	221
<a href="#">Chalk Reels</a> .....	222
<a href="#">Channel Strut</a> .....	184
<a href="#">Channel Strut - Conduit Straps</a> .....	184
<a href="#">Channel Strut Accessories</a> .....	184
<a href="#">Channel Strut Galvanized Square Washer</a> .....	185
<a href="#">Channel Strut Plastic End Caps</a> .....	185
<a href="#">Channel Strut Saddle Nuts</a> .....	185
<a href="#">Channel Strut Spring Nuts</a> .....	185
<a href="#">Chimney Flue Air Terminal Mounts</a> .....	46
<a href="#">Chimney Flue Bases</a> .....	51
<a href="#">Chip Brushes</a> .....	258
<a href="#">Chuck Keys</a> .....	257
<a href="#">Circuit Breakers</a> .....	187
<a href="#">Clamps</a> .....	259
<a href="#">Clamps - 1/2" Rod</a> .....	65
<a href="#">Clamps - Concealed Base</a> .....	64
<a href="#">Class I Conductors</a> .....	38
<a href="#">Class I Conductors - Tinned</a> .....	39
<a href="#">Class II Conductors</a> .....	39
<a href="#">Class II Conductors - Tinned</a> .....	39
<a href="#">Click-On Coax Cable Clamps</a> .....	22
<a href="#">Click-On Hardware Kit for Three Stack</a> .....	22
<a href="#">Climbing Safety Helmet</a> .....	233
<a href="#">Coax Bundle Support - 8 Run</a> .....	16
<a href="#">Coax Connectors</a> .....	16
<a href="#">Coax Support Kits</a> .....	16
<a href="#">Coax Support T-Bundle - 12 Run</a> .....	16
<a href="#">Coax Supports - Mini Cluster Bracket</a> .....	15
<a href="#">Coax Weatherproofing</a> .....	20
<a href="#">Coaxial &amp; Cable Television Protectors</a> .....	75
<a href="#">Cold Galvanizing Spray</a> .....	195
<a href="#">Commercial Main Electrical Service Surge</a> .....	74
<a href="#">Compression Lug Hardware Kit</a> .....	117
<a href="#">Compression Tools</a> .....	259
<a href="#">Compression Tools</a> .....	259
<a href="#">Concealed Ridge Mount Bases</a> .....	56
<a href="#">Concrete Patch &amp; Mix</a> .....	222
<a href="#">Concrete Roof Pavers</a> .....	70
<a href="#">Conductor Supports - Adhesive</a> .....	71
<a href="#">Conductor Supports - Adhesive Stand-Offs</a> .....	71
<a href="#">Conductor Supports - Heavy Duty Adhesive</a> .....	71
<a href="#">Conduit Cutters</a> .....	260



[Conduit Straps - 1 Hole](#) .....179  
[Conduit Straps - 2 Hole](#) .....180  
[Conduit Support Bracket](#) .....179  
[Cone/Dome Mount Base](#) .....55  
[Connector - Bolt Thru with Extension](#) .....63  
[Connectors - Bimetal](#) .....62  
[Connectors - Bimetal Parallel](#) .....64  
[Connectors - Bolt Thru](#) .....63  
[Connectors - Crimp Parallel](#) .....65  
[Connectors - Crimp Sill Cock Bonding](#) .....66  
[Connectors - Crimp Straight](#) .....65  
[Connectors - Crimp Tee](#) .....65  
[Connectors - Cross-Run](#) .....62  
[Connectors - Flat Metal](#) .....63  
[Connectors - Heavy Duty Crimp Sill Cock](#) .....66  
[Connectors - Heavy Duty Flat Metal](#) .....63  
[Connectors - Heavy Duty Parallel](#) .....61  
[Connectors - Heavy Duty Tee](#) .....62  
[Connectors - One Bolt Parallel with Coun](#) .....61  
[Connectors - Parallel](#) .....60  
[Connectors - Parallel - Without Hardware](#) .....61  
[Connectors - Parallel Secondary Clamp](#) .....64  
[Connectors - Secondary](#) .....64  
[Connectors - Secondary Flat Metal](#) .....63  
[Connectors - Secondary Lugs](#) .....62  
[Connectors - Two Bolt Parallel](#) .....61  
[Coolers & Ice Chests](#) .....222  
[Cooling Aids](#) .....233  
[Copper Conductors](#) .....79  
[Copper Globes](#) .....76  
[Couplers - Hex](#) .....48  
[Couplers - Round](#) .....47  
[Covers - Elbow](#) .....34  
[Covers - Ladder](#) .....33  
[Covers - Tees](#) .....34  
[Crimp Flat Surface Mount Bases](#) .....56  
[Crimp Ridge Mount Bases](#) .....56  
[Crimp Side Mount Bases](#) .....56  
[Cross Arm Straps](#) .....233  
[Cross Connectors](#) .....126  
[Crossover Plates & Kits](#) .....15  
[C-Tap Covers](#) .....126  
[C-Taps - Crimpit - #12 Solid thru 4/0 St.](#) .....125  
[C-Taps - Crimpit - Heavy Duty](#) .....125  
[C-Taps - Hytap #6 Solid thru 500 kcmil](#) .....125  
[C-Taps - Hytap #8 sol - 500 kcmil](#) .....125  
[C-Taps - Thin Wall](#) .....124

**D**  
[Degreasers/Carburetor Cleaners](#) .....215  
[Depression Mold](#) .....139  
[Diesel Motor Products](#) .....217  
[Digital Multimeter](#) .....222  
[Disconnect & Fuse - NEMA Fused](#) .....187  
[Disconnect Hub - Weatherproof](#) .....187  
[Discontinued Tool Carriers & Accessories](#) .....221  
[Disposable Gloves \\*TEMPORARILY UNAVAILAB](#) .....236  
[Distribution Block - Three Pole](#) .....189  
[Double Antenna Mount Pipe Kit](#) .....14  
[Drills & Kits](#) .....245  
[Drop Pipe Assembly](#) .....7  
[Drywall](#) .....205  
[Dual Antenna Mount](#) .....6  
[Dual Side/Top Mount Bases](#) .....49  
[Dust Masks & Respirators \\*TEMPORARILY UN](#) .....234

**E**  
[Ear Plugs](#) .....234  
[Ear Plugs](#) .....234  
[Economy](#) .....73  
[EMT Conduit](#) .....180  
[EMT Conduit - Elbows](#) .....181  
[EMT Conduit Couplings](#) .....181  
[EMT Conduit Couplings - Concrete Tight](#) .....181  
[Entry Boots & Accessories - 4" Cable](#) .....21  
[Entry Ports with 4" Openings](#) .....21  
[Equipment Panel/Dedicated Circuit Surge](#) .....75  
[Equipment Platforms with Jack-Up Legs](#) .....186  
[Equipment Platforms with Jack-Up Legs](#) .....186  
[Equipment Rack - 2 Pole](#) .....28

[Equipment Rack - 2 Pole \(8 Run\)](#) .....28  
[Equipment Rack - Bolt On](#) .....29  
[Equipment Racks - 3 Pole](#) .....29  
[Exothermic Adapter Sleeves](#) .....166  
[Exothermic Ceramic Fiber Rebar Packing](#) .....167  
[Exothermic Copper Wrap Sleeves](#) .....167  
[Exothermic Flint Gun](#) .....166  
[Exothermic Handles & Handle Accessories](#) .....164  
[Exothermic Lugs](#) .....129  
[Exothermic Mold Cleaning Brushes](#) .....166  
[Exothermic Mold Sealer](#) .....167  
[Exothermic Single Shot Kits-GR](#) .....163  
[Exothermic Single Shot Kits-GT](#) .....163  
[Exothermic Single Shot Kits-NX](#) .....164  
[Exothermic Slag Removal Spade](#) .....166  
[Exothermic Tinned Copper Sleeves for Spe](#) .....167  
[Exothermic Welding Disks](#) .....165  
[Extended Side Mount Bases](#) .....50  
[Extension Cords & Accessories](#) .....268  
[Extension/Swivel Adapter Kits](#) .....48  
[Eye Bolts](#) .....212  
[Eye Bolts](#) .....212  
[Eye Nuts](#) .....211  
[Eye Nuts](#) .....211

**F**  
[Fall Protection Harnesses](#) .....234  
[Female Extended Point Mount Bases](#) .....57  
[Fence Ground Clamps](#) .....130  
[Fiber Hanging Grommets](#) .....36  
[Fiberglass Enclosures](#) .....184  
[Finials - Flat Sided Solid Decorative](#) .....78  
[Finials - Round Solid Decorative](#) .....78  
[Finials - Rounded Hollow Decorative](#) .....78  
[Fire Extinguishers & Accessories](#) .....235  
[First Aid Kits](#) .....235  
[Fish Tape](#) .....260  
[Flagging Tape](#) .....223  
[Flags - Marking](#) .....223  
[Flags - Marking](#) .....223  
[Flaring Tool](#) .....260  
[Flashlights](#) .....260  
[Flexible, Steel Conduit](#) .....181  
[Floats & Trowels](#) .....266  
[Flush Mount Air Terminals](#) .....44  
[Foot Guards/Shoe Covers](#) .....235  
[Funnels](#) .....215  
[Fuse Packs](#) .....215

**G**  
[Galvanized](#) .....203  
[Galvanized Angle](#) .....35  
[Galvanized Chains](#) .....201  
[Galvanized Pipe/Antenna Mounting Pipe -](#) .....14  
[Galvanized Pipe/Antenna Mounting Pipe -](#) .....13  
[Galvanized Steel Post Cap](#) .....35  
[Gas Pipe Ground Clamps](#) .....131  
[Gas/Diesel Cans](#) .....261  
[Gasket Maker](#) .....215  
[Gate Grounding Assembly Kit](#) .....168  
[Gate Grounding Assembly Kit with Compres](#) .....168  
[Gate Grounding Jumper for Exothermic Wel](#) .....169  
[Generators](#) .....247  
[Glass Globes](#) .....76  
[Glove Accessories](#) .....237  
[Gloves - Cotton](#) .....235  
[Gloves - Cowhide](#) .....236  
[Gloves - Cut Resistant](#) .....236  
[Gloves - Firm Grip](#) .....236  
[Gloves - Latex](#) .....237  
[Gloves - Welding](#) .....237  
[Gloves - Work](#) .....237  
[Grating Fastener](#) .....35  
[Grease & Accessories](#) .....269  
[Grease & Accessories](#) .....269  
[Grinders](#) .....245  
[Grip Strut](#) .....25  
[Ground Bar - 1/2" x 4" 3/4" 1" & 1-3/4"](#) .....96  
[Ground Bar - 1/2" x 4" 3/4" thru 1" Univ](#) .....96  
[Ground Bar - 1/4" x 1" One Row of Lug Ho](#) .....86

[Ground Bar - 1/4" x 2" 1" Lug Hole Spac](#) .....88  
[Ground Bar - 1/4" x 2" 1-3/4" Lug Hole](#) .....88  
[Ground Bar - 1/4" x 2" Accepts 3/4" -](#) .....87  
[Ground Bar - 1/4" x 4" 1-3/4" NEMA Lug](#) .....93  
[Ground Bar - 1/4" x 4" 3/4" - 1" Univer](#) .....90  
[Ground Bar - 1/4" x 4" Universal Patter](#) .....91  
[Ground Bar - 1/4" x 6" with 1-3/4" Lug H](#) .....94  
[Ground Bar - 3/8" x 4" Universal Pattern](#) .....95  
[Ground Bar - 5/8" x 4" Universal Pattern](#) .....96  
[Ground Bar Covers - FAA - NEXCOM](#) .....86  
[Ground Bar Covers - Plexiglass](#) .....85  
[Ground Bar Mounting Brackets: Double Hol](#) .....107  
[Ground Bar Mounting Brackets: Single Hol](#) .....106  
[Ground Bar Mounting Brackets: Universal](#) .....106  
[Ground Bar Stand-off Kits](#) .....105  
[Ground Bars - 24" Long](#) .....101  
[Ground Bars - 1/2" x 6" 3/4" 1" & 1-3/4"](#) .....96  
[Ground Bars - 1/2" x 6" 3/4" thru 1" Uni](#) .....96  
[Ground Bars - 1/4" x 1" Copper](#) .....86  
[Ground Bars - 1/4" x 2" 1" Lug Hole Spac](#) .....99  
[Ground Bars - 1/4" x 2" Copper Mount Ho](#) .....89  
[Ground Bars - 1/4" x 2" One Row of Lug H](#) .....89  
[Ground Bars - 1/4" x 3" Copper](#) .....89  
[Ground Bars - 1/4" x 4" 1-3/4" NEMA Lug](#) .....100  
[Ground Bars - 1/4" x 4" 1-3/4" NEMA Lug](#) .....100  
[Ground Bars - 1/4" x 4" 3/4"-1" Universa](#) .....99  
[Ground Bars - 1/4" x 4" x 18"](#) .....93  
[Ground Bars - 1/4" x 4" X 18"](#) .....101  
[Ground Bars - 1/4" x 6" Universal Patter](#) .....95  
[Ground Bars - 1/4" x 6" with 1-3/4" Lug](#) .....101  
[Ground Bars - FAA - 1/4" x 4" x 12" Copp](#) .....83  
[Ground Bars - FAA - 1/4" x 4" x 12" Copp](#) .....82  
[Ground Bars - FAA - 1/4" x 4" x 6" Coppe](#) .....82  
[Ground Bars - FAA - 1/4" x 6" x 12" Copp](#) .....84  
[Ground Bars - FAA - 1/4" x 6" x 12" Copp](#) .....83  
[Ground Bars - FAA - 3/8" x 6" x 12" Copp](#) .....84  
[Ground Bars - Telecom](#) .....94  
[Ground Bars - Telecom](#) .....101  
[Ground Bars - Theft Resistant 1/4" x 2"](#) .....102  
[Ground Bars -Theft Resistant 1/4" x 4" w](#) .....103  
[Ground Bars-1/4" x 2" with 11/16" Dia Po](#) .....97  
[Ground Kits for Coax](#) .....20  
[Ground Plates - Flush Floor](#) .....138  
[Ground Plates with Exothermic Connection](#) .....140  
[Ground Plates with Exothermic Connection](#) .....140  
[Ground Plates with Exothermic Connection](#) .....140  
[Ground Plates with Heavy Duty Bronze Con](#) .....140  
[Ground Plates with Serrated Edges](#) .....141  
[Ground Plates with Standard Bronze Conne](#) .....139  
[Ground Plates without Connectors](#) .....140  
[Ground Receptacle Studs](#) .....138  
[Ground Receptacles - Exothermic](#) .....138  
[Ground Receptacles with Clamp](#) .....138  
[Ground Receptacles without Clamp](#) .....138  
[Ground Rod Clamps - Heavy Duty One Bolt](#) .....137  
[Ground Rod Clamps - Heavy Duty Two Bolt](#) .....137  
[Ground Rod Clamps - One Bolt](#) .....137  
[Ground Rod Clamps - U-Bolt](#) .....136  
[Ground Rod Clamps - U-Bolt Flat Back](#) .....137  
[Ground Rod Clamps - U-Bolt Parallel](#) .....136  
[Ground Rod Couplers](#) .....135  
[Ground Rod Drive Studs](#) .....135  
[Ground Rod Driving Sleeve](#) .....135  
[Ground Rods - Copper Clad Sectional](#) .....134  
[Ground Rods - Copper Clad Standard](#) .....133  
[Ground Rods - Galvanized Steel Standard](#) .....134  
[Ground Rods - Solid Copper](#) .....134  
[Ground Rods - Stainless Steel Sectional](#) .....135  
[Ground Rods - Stainless Steel Standard](#) .....134  
[Ground Rods - Stainless Steel Threaded](#) .....135  
[Ground Stabilizer Fabric](#) .....36  
[Ground Terminal Strip](#) .....188  
[Grounding Jumper - Flexible](#) .....168  
[Grounding Mats](#) .....174  
[Grounding Mats - Special Application](#) .....175  
[Grounding Straps - Flexible](#) .....167  
[Gutter - NEMA 3R](#) .....189  
[Guy Wire Ground Clamps - Parallel](#) .....129  
[Guy Wire Ground Clamps - Tinned Bronze](#) .....129  
[Guy Wire Ground Clamps - Tinned Bronze T](#) .....129  
[Guy Wire Ground Clamps - U-Bolt Parallel](#) .....129

**H**

Hammer Drills.....	246
Hammers & Mallets.....	261
Hand Cable Cutters.....	259
Hand Ground Rod Drivers.....	261
Hand Held Saws.....	261
Hand Tool Kits.....	262
Hard Hat - Brow Pads.....	238
Hard Hat - Chin Straps.....	239
Hard Hat - Doo Rags.....	239
Hard Hat - Head Lamps.....	239
Hard Hat - Neck Shields.....	239
Hard Hat - Pencil Clips.....	239
Hard Hat - Pullover Liners.....	238
Hard Hat - Sweat Bands.....	238
Hard Hat - Winter Liners.....	238
Hard Hats.....	238
Hardware Kits.....	210
Heat Shrink Tubing Rolls & Sticks.....	194
Heavy Duty Cable Dollies.....	267
Heavy Duty One Bolt.....	72
Heavy Duty Two Bolt.....	73
Hex Key Sets.....	257
HMWPE Insulated Bare - 1/0 through 750 M.....	123
Hoist Grip for Coax.....	20
Hole Saws.....	249
Hooks & Brackets.....	216
Horizontal Angle Rail Antenna Mount Brac.....	15
Horizontal Pipe Bases.....	53
Horizontal Pipe Point Mount Bases.....	56
Hose Clamps - Stainless Steel.....	35
H-Taps.....	126

**I**

Ice Bridge Cantilever Supports.....	25
Ice Bridge Cantilever Supports for 12" G.....	25
Ice Bridge Splice Kits.....	25
Ice Bridge Splice Plate Kits.....	25
Ice Bridges - Equipment Rack.....	24
Ice Bridges - Four Pole.....	24
Ice Canopies.....	27
Ice Shields.....	27
Ice Shields for Dish Antennas.....	28
Ice Shields for Radio Equipment.....	27
Impalement Protection.....	240
Impalement Protection.....	240
Inner Duct.....	182
Insulators - Halo Stand-off.....	107
Insulators - Poly Thermoset.....	106

**J**

Jacks.....	216
J-Bolts.....	197
Jumper/Booster Cables.....	216
Junction Boxes - NEMA 3R.....	183
Junction Boxes - NEMA 3R PVC.....	183

**K**

Knee Pads.....	240
Knives.....	262

**L**

L Brackets.....	107
Ladders.....	247
Lag Bolts.....	197
Lead Washers.....	208
Levels.....	262
Lifelines.....	240
Lightning Masts.....	81
Liquid Tight, Metallic, Flexible Conduit.....	181
Loadcenter - 120/240V Main Lug.....	187
Lock Boxes.....	182
Lock Ease.....	223
Loops - 1/4" Holes.....	71
Loops - Conductor Nail.....	71
Loops - Copper 3/4" OD.....	72
Loops - Heavy Duty Large.....	72
Loops - Heavy Duty with 1/4" Holes.....	72

Loops - Rubber Insulated.....	107
Loops - Secondary Conductor.....	72
Loops - Superior Conductor.....	72
Lubricants - NO-OX-ID A SPECIAL.....	224
Lubricants - Wire Pulling.....	223
Lug Spacers.....	117
Lugs - Copper Single Hole Solderless.....	128
Lugs - Copper Two Hole Grounding.....	128
Lugs - Heavy Duty Mechanical Bonding wit.....	128
Lugs - Mechanical Bonding.....	127
Lugs - Secondary Mechanical Bonding.....	128

**M**

Masonry Air Terminal/Base Assembly.....	43
Mast Support Clamps.....	45
Meter Can - Overhead Ringless.....	189
Meter Center Accessories.....	188
Meter Center Hub.....	188
Meter Centers.....	188
Microwave Antenna Sway Bar Kit.....	8
Monopole Chain Mount Assembly.....	10
Monopole Platform - 8', 10', & 12'.....	9
Monopole Saddle Bracket - 3G Assembly.....	11
Monopole Saddle Bracket - Universal.....	10
Monopole Straight Arm Mount.....	10
Monopole T-Arm Antenna Mount.....	10
Mortar Hoes.....	263
Motor Fuel & Oil.....	217
Mounting Cable Ties - Nylon.....	193
Mounting Tape.....	224
Mule Tape.....	193
Multi-Port Connector - Insulated.....	189

**N**

Nails.....	210
Nut Drivers.....	263
Nuts - Hex.....	200
Nuts - Stainless Steel Jam.....	200
Nuts - Toggle Wing.....	200
Nylon.....	203

**O**

One Hole Long Barrel Compression.....	109
One Hole Long Barrel Compression with In.....	110
One Hole Standard Barrel Compression wit.....	109
Ornamental Support Rings.....	76
Ornamental Vanes.....	78
OSHA Construction Safety Manuals.....	240

**P**

Paint - Marking.....	224
Paint - Marking.....	224
Paint - Pens.....	224
Paint - Spray.....	225
Paint - Striping.....	225
Paint Supplies.....	226
Pallet Jacks & Dollies.....	226
Parallel Standing Seam Mount Bases.....	52
Parapet Cap Prep Plate.....	46
Pedestal Ground Clamps - Cast Heavy Duty.....	146
Pedestal Ground Clamps - Clip Connector.....	147
Pedestal Ground Clamps - Economy.....	147
Pedestal Ground Clamps - Heavy Duty Conn.....	145
Pedestal Ground Clamps - Square Pedestal.....	146
Pedestal Ground Clamps - Square Pedestal.....	146
Pedestal Ground Clamps - Square Pedestal.....	146
Pedestal Ground Clamps - Square Pedestal.....	146
Pedestal Ground Clamps - Standard Connec.....	145
Pedestal Ground Clamps - Two Clip Connec.....	146
Pipe Clamp Kit.....	14
Pipe Clamp Kit - Heavy Duty.....	14
Pipe Clamps - Brass Heavy Duty.....	130
Pliers.....	263
Plug Strips - Outlet Surge Protectors.....	75
Post Clamps.....	124
Power Inverters & Kits.....	250
Power Saws.....	246
Power Steering Fluid.....	217
Power Tool Accessories.....	247

Pressure Washer & Accessories.....	226
Propane Burners.....	227
Propane Torches & Heaters.....	166
PVC 45 Degree Elbow with Plain End.....	177
PVC 90 Degree Elbow with Plain End.....	177
PVC Cement & Cleaner.....	178
PVC Conduit.....	176
PVC Conduit Body.....	178
PVC Couplings.....	177
PVC Cutters.....	259
PVC End Caps.....	178
PVC Female Adapters.....	176
PVC Male Adapters.....	176
PVC Reducer Coupling.....	178

**R**

Rain Gear.....	241
Rain Gear.....	241
Ratchet Cable Cutters.....	260
Rebar Bonding Ground Assembly.....	136
Rebar Bonding Ground Assembly.....	136
Reciprocating Saw Blades.....	249
Remote Radiohead Mounts & Pedestals.....	11
Residential Main Electrical Service Surg.....	74
RFI Shielding Copper.....	175
Rigid Metal - Weather Heads.....	180
Rigid Metal Conduit - Plastic Bushings.....	180
Rigid Metal Grounding Insulated Bushings.....	179
Rigid Metal Lock Rings.....	179
Roof Flashing.....	60
Roof Sled - Single Pole Non-Penetrating.....	12
Roof Sled Antenna Mount Assembly.....	12
Rope Clips.....	211
Rope Clips.....	211
Ropes.....	264
Round Member Adaptors.....	17
Rubber Mat.....	18

**S**

Safety Chain Air Terminals.....	44
Safety Glasses.....	241
Safety Tips.....	46
Safety Tips.....	201
Safety Vests.....	241
Scotchkote.....	195
Screwdrivers.....	264
SDS Plus Masonry Drill Bits.....	253
Sealants - DuraLink.....	228
Sealants - Fire Barrier.....	227
Sealants - Leak Seal.....	228
Sealants - Lubricant.....	228
Sealants - M1 Structural.....	228
Sealants - Miscellaneous.....	229
Sealants - Rubber Roofs.....	229
Sealants - Concrete.....	227
Seam Roof Clamps.....	242
Secondary Bonding Conductors - Solid.....	38
Secondary Bonding Conductors - Stranded.....	38
Sector Frame - Knock Down Universal.....	6
Sector Frame - Universal.....	6
Security Boxes.....	108
Security Camera Air Terminals.....	45
Shackles.....	210
Shackles.....	210
Shovels.....	264
Side Mount Bases.....	57
Signal Reference Grids.....	175
Silver & Deming Drill Bits.....	253
Sleepers - Roof Top Coax Support.....	17
Snap Clips.....	79
Snap-In Hangers - Stackable.....	19
Snips.....	265
Socket Wrenches.....	265
Soft Seat Belts.....	242
Solid Bare - Soft Drawn Copper.....	119
Solid Tinned - Soft Drawn Copper.....	119
Splice Kits.....	33
Splicer - Hex Standard Straight.....	62
Splices - Tinned Copper Long Barrel Comp.....	116
Split Bolt Connectors.....	127

Spring Air Terminal Adapter.....47  
 Squares.....265  
 Stainless Steel.....204  
 Stainless Steel A-Point Hex.....205  
 Stainless Steel A-Point Phillips Flathea.....205  
 Stainless Steel A-Point Phillips Pan.....205  
 Stainless Steel Self-Drilling Hex.....205  
 Stainless Steel Self-Tapping Hex.....204  
 Stainless Steel Self-Tapping Hex with Se.....205  
 Standing Seam Mount Bases.....52  
 Standoff Assemblies - 1 Sway Bar.....7  
 Standoff Assemblies - 2 Sway Bars.....7  
 Standoff Frame.....7  
 Staple & Nail Guns.....245  
 Static Discharge Plate.....141  
 Static Discharge Reels.....141  
 Stranded Bare - Soft Drawn Copper.....118  
 Stranded Tinned - Soft Drawn Copper.....119  
 Strap - Ground.....68  
 Strap - Heavy Duty Pipe.....69  
 Straps - Secondary Bonding.....69  
 Stretch Wrap.....229  
 Studs - Stainless.....201  
 Swivel Air Terminal Adapter for 5/8" Bri.....48  
 Swivel Air Terminal Adapters - Female.....48  
 Swivel Air Terminal Adapters - Male.....49

**T**

Tags.....194  
 Tail Lamp Light Bulb.....217  
 Tape - Butyl.....192  
 Tape - Electrical.....190  
 Tape - Fish Tape.....191  
 Tape - Pipe Wrap.....192  
 Tape - Safety.....242  
 Tape - Safety.....242  
 Tape - Splicing.....192  
 Tape Measures.....265  
 Tap-Paste.....230  
 Taps - Bottoming.....255  
 Taps - Combination.....256  
 Taps - Gun.....256  
 Taps - Hand Plug.....256  
 Taps - Pulley.....256  
 Taps - Wrenches.....257  
 Tar & Accessories.....230  
 Tar & Grease Remover.....218  
 Telco & Lock Box Accessories.....183  
 Telco Box Backboards.....182  
 Telco Boxes.....182  
 Terminal Lugs - 2-Wire.....188  
 Test Wells - Cast Iron Lid.....171  
 Test Wells - Concrete Test Well Extensio.....171  
 Test Wells - Corrugated Economy with Cas.....172  
 Test Wells - Corrugated Economy with Gal.....173  
 Test Wells - Galvanized Steel Lid.....172  
 Test Wells - Heavy Duty.....169  
 Test Wells - Heavy Duty High Traffic Are.....170  
 Test Wells - High Traffic Area.....171  
 Test Wells - Light Duty.....170  
 Test Wells - Rectangular Concrete.....173  
 Test Wells - Rectangular Structural Plas.....173  
 Testing Equipment - Continuity Testers.....174  
 Testing Equipment - Ground Resistance Te.....174  
 THHN/THWN-2 Insulated Bare - #12 through.....120  
 THHN/THWN-2 Insulated Bare - 1/0 through.....122  
 THHN/THWN-2 Insulated Bare with Colored.....123  
 Thimbles.....211  
 Thimbles.....211  
 Thread Files.....266  
 Three Level Copper Arrestor Trapeze.....97  
 Thru Roof Assembly with Vertical Connect.....58  
 Thru Roof Assembly-Masonry Top Deck Moun.....58  
 Thru Roof Assembly-Thru the Deck Mounts.....58  
 Thru Roof Connector - Vertical.....59  
 Thru Roof Point Bases with Horizontal Co.....59  
 Thru Roof Point Bases with Vertical Conn.....59  
 Thru Roof Protectors.....60  
 Thru Roof Ridge Mount.....60  
 Thru Wall Assembly.....57  
 Tie Wire.....230

Tie-Downs.....230  
 Tie-Offs.....243  
 Tire Spray.....218  
 Tool Carriers & Accessories.....220  
 Top Mount Bases.....57  
 Totes.....231  
 Tow Straps.....231  
 Tower Air Terminals.....43  
 Trapeze Kit - Angle Bracket/All Thread.....26  
 Trapeze Kit - Easy Access.....26  
 Trapeze Kit - Vertical.....26  
 Trapeze Kit - Z Bracket.....26  
 Trauma Relief Strap.....243  
 Triangles, Cones, & Fencing.....244  
 Turnbuckles.....212  
 Turnbuckles.....212  
 Twine - Waxed.....266  
 Twirl (Cone) Nuts.....185  
 Two Hole Long Barrel Compression.....112  
 Two Hole Long Barrel Compression with In.....114  
 Two Hole Long Barrel Slotted Compression.....115  
 Two Hole Standard Barrel.....110  
 Two Hole Standard Barrel Compression wit.....111  
 Two Pole Ice Bridge with Angle Bracket T.....23  
 Two Pole Ice Bridge with Easy Access Tra.....23  
 Two Pole Ice Bridge with Vertical Trapez.....23  
 Two Pole Ice Bridge with Z Bracket.....24

**U**

U Connector Dies.....127  
 U-Bolt Ground Clamps - Twin Connectors.....142  
 U-Bolt Ground Clamps for 1/2" through 1-.....141  
 U-Bolt Ground Clamps with Heavy Duty Con.....143  
 U-Bolt Ground Clamps with One Connector.....142  
 U-Bolt Ground Clamps with Secondary Conn.....144  
 U-Bolt Grounds Clamp for Fence Post.....145  
 U-Bolt Grounds Clamp with Insulator.....145  
 U-Bolts - Galvanized.....199  
 U-Bolts - Square.....200  
 U-Bolts - Stainless Steel.....198  
 Universal.....73  
 Universal Pipe Rail Mount Bases.....54  
 Universal Ridge Mount Bases.....50  
 Utility Carts.....268  
 Utility Carts.....268  
 Utility Probes.....266

**V**

Vehicle Grounding.....139  
 Velcro.....231  
 Vertical Mount Bases.....52  
 Vertical Round Base - Aluminum.....55  
 Vertical Round Base - Bronze & Tinned.....55

**W**

Wall Mount - Corner Bracket.....13  
 Wall Mount - Heavy Duty.....12  
 Wall Mount - Standard & Light Duty.....12  
 Washers - Fender.....206  
 Washers - Flat.....206  
 Washers - Lock.....207  
 Washers - Specialty Sealing.....206  
 Washers - Stainless Steel Belleville.....207  
 Washers - Stainless Steel Dragon Tooth.....207  
 Washers - Stainless Steel Fender Angled.....207  
 Washers - Star Lockwasher with External.....207  
 Washers- Square.....208  
 Wasp & Hornet Spray.....244  
 Water Pipe Ground Clamps.....131  
 Water Tank Mount.....13  
 Waveguide Bracket - Band Mount for Tank.....17  
 Waveguide Ladder Clamp for Mounting to R.....19  
 Waveguide Ladder Support Clamp.....130  
 Waveguide Ladders - Welded.....19  
 Weatherproof Kit.....191  
 Weatherproof Kit.....191  
 Weatherproofing Coax Tape.....192  
 Weathervanes.....77  
 Wheel Cleaner.....218  
 Windshield Cleaner.....218

Wire - Guy.....79  
 Wire Dispensers.....267  
 Wire Markers.....81  
 Work Platforms.....11  
 Wrenches.....267

**X**

XHHW Insulated Bare - #6 through #2.....121  
 XHHW Insulated Bare - 1/0 through 750 MC.....123

**Y**

Yellow Zinc.....204

**Z**

Z-Brackets.....18

Part Index

Part Index

1

10

1003.....66  
 1003T.....66  
 1005.....67  
 1005-316.....67  
 1005BM.....67  
 1005BM-316.....67  
 1008.....67  
 1008-316.....67  
 1009.....67  
 1010.....67  
 1010T.....67  
 1020.....67  
 1020-316.....67  
 1020T.....67  
 1021.....68  
 1030.....68

11

1110.....127  
 1110-1.....127  
 1112.....128  
 1140.....62  
 1140BM.....62  
 1140T.....62  
 1150-1H-2-40.....128  
 1150-1H-6-10.....128  
 1150-1H-8-2.....128  
 115PLUSF20.....165  
 1164.....128  
 1165.....128  
 1171-250.....188

12

1200.....68  
 1200T.....68  
 1201.....68  
 1201T.....68  
 120208-3.....74  
 120240-1.....74  
 120240-3D.....74  
 1209.....68  
 1209T.....68  
 1220.....167  
 1220T.....167  
 1220T-1H14-8.....167  
 1225.....167  
 1225T.....167  
 1230.....167  
 1230T.....167  
 1231.....167  
 1231-18T.....167  
 1231-18T-14.....167  
 1231-19T.....167  
 1231-1H12-38.....167  
 1231-2H12-25T.....167  
 1231T.....167  
 1232.....167  
 1232T.....167  
 1232T-38134.....167  
 1233T.....167  
 1234.....168  
 1234-1.....168  
 1235.....168  
 1235-1.....168  
 1235-2-658.....168  
 1235-278-278-36.....168  
 1235-278-658.....168  
 1235-412-412-36.....168  
 1236-12-1434.....168  
 1236-12-381.....168  
 1236-24-1434.....168  
 1236-24-381.....168  
 1237.....169  
 1238.....169

1239.....169  
 1246.....69  
 1248.....69  
 1250.....69  
 1260.....69  
 1270.....69  
 1272.....69  
 1279.....69  
 129-500.....38  
 129T.....39  
 129T-500.....39

13

130-500.....38  
 1305-1.....131  
 1305-2.....131  
 1305-4.....131  
 1306-1.....131  
 1306-2.....131  
 1306-4.....131  
 1310.....136  
 1311.....129  
 132-500.....38  
 132T-500.....39  
 1330.....55  
 1331.....55  
 1331SQ.....141  
 1331T.....55  
 1332.....55  
 1332T.....55  
 1333.....55  
 1333T.....55  
 1334.....55  
 134-400.....38  
 1360.....147  
 1360-U.....147  
 1361.....146  
 1363.....146  
 1363-U.....146  
 1364.....146  
 136-400.....38  
 1364-112.....146  
 1365.....146  
 1366.....146  
 1367.....146  
 1372.....142  
 1372T.....142  
 1373.....142  
 1373T.....142  
 1374.....142  
 1374T.....142  
 1376.....142  
 1376T.....142  
 1380-114-2.....142  
 1380-212-334.....142  
 1380-2-212.....142  
 1380-312-434.....142  
 1380-34-114.....142  
 1380-412-634.....142  
 1380SS-114-2.....142  
 1380SS-212-334.....142  
 1380SS-2-212.....142  
 1380SS-312-434.....142  
 1380SS-34-114.....142  
 1380SS-412-634.....142  
 1390-1034-1234.....143  
 1390-1034-1234-316.....143  
 1390-114-2.....143  
 1390-114-2-316.....143  
 1390-212-334.....143  
 1390-212-334-316.....143

1390-834-1034.....143  
 1390-834-1034-316.....143  
 1390BM-1034-1234.....143  
 1390BM-114-2.....143  
 1390BM-212-334.....143  
 1390BM-2-212.....143  
 1390BM-312-434.....143  
 1390BM-34-114.....143  
 1390BM-412-634.....143  
 1390BM-712-834.....143  
 1390BM-834-1034.....143  
 1390T-1034-1234.....143  
 1390T-114-2.....143  
 1390T-212-334.....143  
 1390T-2-212.....143  
 1390T-312-434.....143  
 1390T-34-114.....143  
 1390T-412-634.....143  
 1390T-712-834.....143  
 1390T-834-1034.....143  
 1391-114-2.....144  
 1391-212-334.....144  
 1391-2-212.....144  
 1391-312-434.....144  
 1391-34-114.....144  
 1391-412-634.....144  
 1392-114-2.....145  
 1392-212-334.....145  
 1392-2-212.....145  
 1392-312-434.....145  
 1393-34-114.....146  
 1397.....145  
 1397-1.....145  
 1397-1-2.....145  
 1397-2.....145  
 1397-3.....145  
 1397-3-3/0.....145  
 1397-4.....145  
 1397-5.....145

14

14-100.....38  
 1410-12.....56  
 1410-38.....56  
 1415-12.....56  
 1415-38.....56  
 1420-38.....56  
 14-500.....38  
 1455-12.....56  
 1455-38.....56

15

1505.....65  
 1505T.....65  
 150PLUSF20.....165  
 1510.....65  
 1510T.....65  
 1515.....65  
 1515T.....65  
 1535.....65  
 1545.....66  
 1550.....66  
 1560.....66  
 1565-YGL29C29.....126  
 1565-YGLR29C34.....126  
 1570-1/0.....116  
 1570-2.....116  
 1570-2/0.....116  
 1570-250.....116  
 1570-3.....116  
 1570-3/0.....116  
 1570-4.....116  
 1570-4/0.....116  
 1570-5.....116  
 1570-6.....116  
 1570-8.....116  
 1571.....125  
 1571-1.....125  
 1571-10.....125  
 1571-11.....125  
 1571-12.....125

1571-13.....125  
 1571-14.....125  
 1571-15.....125  
 1571-16.....125  
 1571-17.....125  
 1571-18.....125  
 1571-19.....125  
 1571-2.....124  
 1571-3.....124  
 1571-300-500.....125  
 1571-4.....124  
 1571-42.....124  
 1571-5.....124  
 1571-6.....125  
 1571-7.....125  
 1571-8.....125  
 1571-9.....124  
 1572-1-4/0.....124  
 1572-2-1/0.....124  
 1573-2.....126  
 1573-CCFNFR.....126  
 1573-YH2929.....126  
 1574-6.....126  
 1575-1HLB-12.....109  
 1575-1HLB-38.....109  
 1575-1HLBIW-12.....110  
 1575-1HLBIW-38.....110  
 1575-2HLB-12134.....112  
 1575-2HLB-1434.....112  
 1575-2HLB-1458.....112  
 1575-2HLB-381.....112  
 1575-2HLBIW-12134.....114  
 1575-2HLBIW-1434.....114  
 1575-2HLBIW-1458.....111  
 1575F-2HLBIW-1458-BUR.....114  
 1575F-2HLBIW-381-BUR.....114  
 1576-1HLB-12.....109  
 1576-1HLB-38.....109  
 1576-1HLBIW-12.....110  
 1576-1HLBIW-38.....110  
 1576-2HLB-12134.....112  
 1576-2HLB-1434.....112  
 1576-2HLB-381.....112  
 1576-2HLB-3834.....112  
 1576-2HLBIW-12134.....114  
 1576-2HLBIW-1434.....114  
 1576-2HLBIW-381.....114  
 1576-2HLBIW-3834.....114  
 1576F-1HSBIW-38-BUR.....109  
 1576F-2HLBIW-12134-BUR.....114  
 1577-1HLB-12.....109  
 1577-1HLB-38.....109  
 1577-1HLB-38-90.....116  
 1577-2HLB-12134.....112  
 1577-2HLB-1434.....112  
 1577-2HLB-381.....112  
 1577-2HLBIW-12134.....114  
 1577-2HLBIW-381.....114  
 1578-1HLB-12.....109  
 1578-1HLB-38.....109  
 1578-1HLBIW-38.....110  
 1578-2HLB-12134.....112  
 1578-2HLB-1434.....112  
 1578-2HLB-1458.....112  
 1578-2HLB-381.....112  
 1578-2HLBIW-3834.....114  
 1579-1HLB-14.....109  
 1579-1HLB-38.....109  
 1579-1HLB-516.....109  
 1579-1HLBIW-14.....110  
 1579-1HLBIW-14-90.....116  
 1579-1HLBIW-38.....110  
 1579-1HLBIW-516.....110  
 1579-1HSBIW-14.....109

1579-1HSBIW-38.....109  
 1579-1HSBIW-516.....109  
 1579-2HLB-12134.....112  
 1579-2HLB-141.....112  
 1579-2HLB-1434.....112  
 1579-2HLB-1458.....112  
 1579-2HLB-1458-90.....116  
 1579-2HLB-381.....112  
 1579-2HLB-3834.....112  
 1579-2HLB-5161.....112  
 1579-2HLB-51634.....112  
 1579-2HLB-51634-90.....116  
 1579-2HLB-716SLOT.....115  
 1579-2HLBIW-12134.....114  
 1579-2HLBIW-141.....114  
 1579-2HLBIW-141-90.....116  
 1579-2HLBIW-1434.....114  
 1579-2HLBIW-1458.....114  
 1579-2HLBIW-1458-90.....116  
 1579-2HLBIW-381.....114  
 1579-2HLBIW-381-90.....116  
 1579-2HLBIW-3834.....114  
 1579-2HLBIW-5161.....114  
 1579-2HLBIW-51634.....114  
 1579-2HLBIW-716SLOT.....115  
 1579-2HSBIW-141.....111  
 1579-2HSBIW-1412.....111  
 1579-2HSBIW-1434.....111  
 1579-2HSBIW-1458.....111  
 1579-2HSBIW-381.....111  
 1580-1HLB-12.....109  
 1580-1HLB-14.....109  
 1580-1HLB-38.....109  
 1580-1HLB-38-90.....116  
 1580-1HLB-516.....109  
 1580-1HLBIW-14.....110  
 1580-1HLBIW-38.....110  
 1580-1HLBIW-38-90.....116  
 1580-1HLBIW-516.....110  
 1580-1HSBIW-12.....109  
 1580-1HSBIW-14.....109  
 1580-1HSBIW-38.....109  
 1580-1HSBIW-516.....109  
 1580-2HLB-12134.....112  
 1580-2HLB-141.....112  
 1580-2HLB-1434.....112  
 1580-2HLB-1458.....112  
 1580-2HLB-1458-90.....116  
 1580-2HLB-381.....112  
 1580-2HLB-3834.....112  
 1580-2HLB-5161.....112  
 1580-2HLB-51634.....112  
 1580-2HLB-716SLOT.....115  
 1580-2HLBIW-12134.....114  
 1580-2HLBIW-141.....114  
 1580-2HLBIW-1434.....114  
 1580-2HLBIW-1458.....114  
 1580-2HLBIW-1458-90.....116  
 1580-2HLBIW-381.....114  
 1580-2HLBIW-381-90.....116  
 1580-2HLBIW-5161.....114  
 1580-2HLBIW-716SLOT.....115  
 1580-2HSB-1458.....110  
 1580-2HSBIW-1458.....111  
 1581-2HLB-12134.....112  
 1581-2HLBIW-12134.....114  
 1581-2HLBIW-381.....114  
 1582-1HLB-38.....109  
 1582-1HLB-516.....109  
 1582-1HLBIW-38.....110  
 1582-1HLBIW-516.....110  
 1582-2HLB-1434.....112  
 1582-2HLB-1458.....112  
 1582-2HLB-381.....112  
 1582-2HLB-3834.....112  
 1582-2HLB-716SLOT.....115  
 1582-2HLBIW-12134.....114  
 1582-2HLBIW-1434.....114  
 1582-2HLBIW-1458.....114

<a href="#">1582-2HLBIW-381</a>	114	<a href="#">1640-312-434</a>	54	<a href="#">2006ALDCL-12</a>	34	<a href="#">2108-18X48</a>	18	<a href="#">2113-5-1SB</a>	7
<a href="#">1582-2HLBIW-3834</a>	114	<a href="#">1640-34-114</a>	54	<a href="#">2006ALD-H9024C</a>	34	<a href="#">2108-18x72</a>	18	<a href="#">2113-6</a>	7
<a href="#">1582-2HLBIW-716SLOT</a>	115	<a href="#">1640-412-634</a>	54	<a href="#">2006ALD-HT24C</a>	34	<a href="#">2108-20X20</a>	18	<a href="#">2113-6-1SB</a>	7
<a href="#">1583-1HLB-12</a>	109	<a href="#">1640-712-834</a>	54	<a href="#">200PLUSF20</a>	165	<a href="#">2108-20X28</a>	18	<a href="#">2113-CONV-KIT</a>	7
<a href="#">1583-1HLB-38</a>	109	<a href="#">1640-834-1034</a>	54	<a href="#">2012ADPC-12</a>	33	<a href="#">2108-24X24</a>	18	<a href="#">2114-1</a>	10
<a href="#">1583-1HLBIW-12</a>	110	<a href="#">1640T-1034-1234</a>	54	<a href="#">2012ADPC-4</a>	33	<a href="#">2108-24X48</a>	18	<a href="#">2114-31284</a>	11
<a href="#">1583-1HLBIW-38</a>	110	<a href="#">1640T-114-2</a>	54	<a href="#">2012ADPC-6</a>	33	<a href="#">2108-24x72</a>	18	<a href="#">2115</a>	12
<a href="#">1583-2HLB-12134</a>	112	<a href="#">1640T-212-334</a>	54	<a href="#">2012ALD-4912</a>	32	<a href="#">2108-30x60</a>	18	<a href="#">2115-1</a>	12
<a href="#">1583-2HLB-381</a>	112	<a href="#">1640T-2-212</a>	54	<a href="#">2012ALD-4H4524</a>	32	<a href="#">2108-36X60</a>	18	<a href="#">2115-10</a>	12
<a href="#">1583-2HLBIW-12134</a>	114	<a href="#">1640T-312-434</a>	54	<a href="#">2012ALD-4H9024</a>	32	<a href="#">2108-36X72</a>	18	<a href="#">2115-12</a>	12
<a href="#">1583-2HLBIW-381</a>	114	<a href="#">1640T-34-114</a>	54	<a href="#">2012ALD-4HT24</a>	33	<a href="#">2108-48x120</a>	18	<a href="#">2115-8</a>	12
<a href="#">1584-2HLB-12134</a>	112	<a href="#">1640T-412-634</a>	54	<a href="#">2012ALD-4VI9024</a>	32	<a href="#">2108-48X48</a>	18	<a href="#">2115-SR</a>	12
<a href="#">1584-2HLB-381</a>	112	<a href="#">1640T-712-834</a>	54	<a href="#">2012ALD-4VO9024</a>	32	<a href="#">2108-48x72</a>	18	<a href="#">2115WT-12</a>	13
<a href="#">1585-1HSBIW-38</a>	109	<a href="#">1640T-834-1034</a>	54	<a href="#">2012ALDC-12</a>	33	<a href="#">2108-48x96</a>	18	<a href="#">2115WT-3</a>	13
<a href="#">1585-2HLB-12134</a>	112	<a href="#">1670-12</a>	57	<a href="#">2012ALD-H4524C</a>	34	<a href="#">2108-4X120</a>	18	<a href="#">2116KD-10</a>	6
<a href="#">1585-2HLB-381</a>	112	<a href="#">168-400</a>	38	<a href="#">2012ALD-H9024C</a>	34	<a href="#">2108-5X15</a>	18	<a href="#">2116KD-12</a>	6
<a href="#">1585-2HLBIW-12134</a>	114	<a href="#">168T</a>	39	<a href="#">2012ALD-HT24C</a>	34	<a href="#">2108-6x18</a>	18	<a href="#">2116KD-12HD</a>	6
<a href="#">1586-1HLB-14</a>	109	<a href="#">168T-400</a>	39	<a href="#">2012ANF-VI9024C</a>	34	<a href="#">2108-6X22</a>	18	<a href="#">2116-MSK</a>	6
<a href="#">1586-1HLBIW-14</a>	110			<a href="#">2012ANF-VO9024C</a>	34	<a href="#">2108-6X24</a>	18	<a href="#">2116R-10</a>	6
<a href="#">1586-1HLBIW-38</a>	110	<b>17</b>		<a href="#">2018ADPC-12</a>	33	<a href="#">2108-6x26</a>	18	<a href="#">2116R-12</a>	6
<a href="#">1586-2HLB-1434</a>	112	<a href="#">1702</a>	47	<a href="#">2018ALD-4912</a>	32	<a href="#">2108-6X30</a>	18	<a href="#">2116R-12HD</a>	6
<a href="#">1586-2HLB-1458</a>	112	<a href="#">1702T</a>	47	<a href="#">2018ALD-4H9024</a>	32	<a href="#">2108-6x34</a>	18	<a href="#">2116R-14HD</a>	6
<a href="#">1586-2HLB-381</a>	112	<a href="#">1704</a>	47	<a href="#">2018ALD-4VO9024</a>	32	<a href="#">2108-6x42</a>	18	<a href="#">2116R-7</a>	6
<a href="#">1586-2HLBIW-1434</a>	114	<a href="#">1704T</a>	47	<a href="#">2018ALDC-12</a>	33	<a href="#">2108-6X48</a>	18	<a href="#">2116S-10</a>	6
<a href="#">1586-2HLBIW-1458</a>	114	<a href="#">1705</a>	47	<a href="#">2024ADPC-12</a>	33	<a href="#">2109</a>	28	<a href="#">2116S-10-4-96</a>	6
<a href="#">1586-2HLBIW-381</a>	114	<a href="#">1705-1</a>	47	<a href="#">2024ADPC-4</a>	33	<a href="#">2109-1</a>	28	<a href="#">2116S-12</a>	6
<a href="#">1587-1HLB-38</a>	109	<a href="#">1705T</a>	47	<a href="#">2024ADPC-6</a>	33	<a href="#">2109-2</a>	28	<a href="#">2116S-12-4-96</a>	6
<a href="#">1587-2HLB-381</a>	112	<a href="#">1709</a>	47	<a href="#">2024ADPC-8</a>	33	<a href="#">2109-3</a>	29	<a href="#">2116S-7</a>	6
<a href="#">1587-2HLB-3834</a>	112	<a href="#">1709T</a>	47	<a href="#">2024ALD-4912</a>	32	<a href="#">2109-312-106F</a>	28	<a href="#">2116S-7-4-96</a>	6
<a href="#">1587-2HLB-716SLOT</a>	115	<a href="#">1710</a>	47	<a href="#">2024ALD-4H4524</a>	32	<a href="#">2109-3-U</a>	29	<a href="#">2117</a>	12
<a href="#">1587-2HLBIW-381</a>	114	<a href="#">1710-1</a>	47	<a href="#">2024ALD-4H9024</a>	32	<a href="#">2109-4</a>	28	<a href="#">2117-1</a>	12
<a href="#">1589-2HLB-12134</a>	112	<a href="#">1710T</a>	47	<a href="#">2024ALD-4HT24</a>	33	<a href="#">2109-6-106</a>	28	<a href="#">2117-CNR</a>	13
<a href="#">1590-1HLB-14</a>	109	<a href="#">1715</a>	47	<a href="#">2024ALD-4VI9024</a>	32	<a href="#">2109-6-712</a>	28	<a href="#">2117LD</a>	12
<a href="#">1590-1HLBIW-14</a>	110	<a href="#">1715-1</a>	47	<a href="#">2024ALD-4VO9024</a>	32	<a href="#">2109U-3060</a>	29	<a href="#">2118</a>	10
<a href="#">1590-1HSBIW-14</a>	109	<a href="#">1715T</a>	47	<a href="#">2024ALDC-12</a>	33	<a href="#">2110J-1010</a>	186	<a href="#">2118-MWD</a>	10
<a href="#">1590-1HSBIW-38</a>	109	<a href="#">1750</a>	47	<a href="#">2024ALD-H4524C</a>	34	<a href="#">2110J-1012</a>	186	<a href="#">2119-1-2</a>	14
<a href="#">1590-2HLB-141</a>	112	<a href="#">1750-1</a>	47	<a href="#">2024ALD-H9024C</a>	34	<a href="#">2110J-1015</a>	186	<a href="#">2119-158-858</a>	14
<a href="#">1590-2HLB-1434</a>	112	<a href="#">1751</a>	47	<a href="#">2024ALD-HT24C</a>	34	<a href="#">2110J-2SK</a>	186	<a href="#">2119-2</a>	14
<a href="#">1590-2HLB-1458</a>	112	<a href="#">1751-1</a>	47	<a href="#">2024ANF-VI9024C</a>	34	<a href="#">2110J-410</a>	186	<a href="#">2119-34-238</a>	14
<a href="#">1590-2HLBIW-141</a>	114	<a href="#">1775</a>	48	<a href="#">2024ANF-VO9024C</a>	34	<a href="#">2110J-414</a>	186	<a href="#">2119HD-158-458</a>	14
<a href="#">1590-2HLBIW-1434</a>	111	<a href="#">178963</a>	221	<b>21</b>		<a href="#">2110J-44</a>	186	<a href="#">2119HD-158-858</a>	14
<a href="#">1590-2HLBIW-1458</a>	114			<a href="#">2100-12W</a>	19	<a href="#">2110J-48</a>	186	<a href="#">2120-20HD</a>	15
<a href="#">1590-2HSB-141</a>	110	<b>18</b>		<a href="#">2100-15W</a>	19	<a href="#">2110J-610</a>	186	<a href="#">2120-21</a>	15
<a href="#">1590-2HSB-1458</a>	110	<a href="#">1810-12</a>	48	<a href="#">2100-15W</a>	19	<a href="#">2110J-68HD</a>	186	<a href="#">2120-278-238</a>	15
<a href="#">1590-2HSBIW-141</a>	111	<a href="#">1810-38</a>	48	<a href="#">2100-4W</a>	19	<a href="#">2110J-68HD-HRKIT</a>	186	<a href="#">2120-278-238HD</a>	15
<a href="#">1590-2HSBIW-1458</a>	111	<a href="#">1815</a>	47	<a href="#">2100-6W</a>	19	<a href="#">2110J-810</a>	186	<a href="#">2120-278-4SQ</a>	15
<a href="#">1590-2HSBIW-1458-90</a>	116	<a href="#">1820</a>	47	<a href="#">2100-9W</a>	19	<a href="#">2110J-814</a>	186	<a href="#">2120-312-278HD</a>	15
<a href="#">1591-1HLB-14</a>	109	<a href="#">1840BM</a>	48	<a href="#">2101-12W</a>	19	<a href="#">2110J-88</a>	186	<a href="#">2120-4</a>	15
<a href="#">1591-1HLBIW-14</a>	110	<b>19</b>		<a href="#">2101-15W</a>	19	<a href="#">2110J-88EXT-2</a>	186	<a href="#">2120-4-5HD</a>	15
<a href="#">1591-1HSB-38</a>	109	<a href="#">1920</a>	48	<a href="#">2101-4W</a>	19	<a href="#">2110J-88EXT-4</a>	186	<a href="#">2120-5</a>	15
<a href="#">1591-2HLB-141</a>	112	<a href="#">1930-12-12</a>	48	<a href="#">2101-6W</a>	19	<a href="#">2110J-88HDEXT-4</a>	186	<a href="#">2120-5-6HD</a>	15
<a href="#">1591-2HLB-1434</a>	112	<a href="#">1930-12-38</a>	48	<a href="#">2101-9W</a>	19	<a href="#">2110J-88HRKIT</a>	186	<a href="#">2120-5HD</a>	15
<a href="#">1591-2HLB-1458</a>	112	<a href="#">1930-12-38</a>	48	<a href="#">2101-RM-10</a>	19	<a href="#">2110JC-1015</a>	186	<a href="#">2120-6</a>	15
<a href="#">1591-2HLBIW-141</a>	114	<a href="#">1930-12-58</a>	48	<a href="#">2101-RM-20</a>	19	<a href="#">2110JC-88</a>	186	<a href="#">2120-6HD</a>	15
<a href="#">1591-2HLBIW-1458</a>	114	<a href="#">1930-38-38</a>	48	<a href="#">2103-1-12B</a>	17	<a href="#">2110JC-88EXT-2</a>	186	<a href="#">2120-AA-2</a>	8
<a href="#">1591-2HSB-1058</a>	110	<a href="#">1930-38-58</a>	48	<a href="#">2103-1-6B</a>	17	<a href="#">2110JC-88EXT-4</a>	186	<a href="#">2120-ASLB</a>	8
<a href="#">1591-2HSB-1458</a>	110	<a href="#">1930-58-12</a>	48	<a href="#">2103-1-9B</a>	17	<a href="#">2110JC-88-LIER</a>	186	<a href="#">2120HD-UNIV</a>	15
<a href="#">1591-2HSBIW-1058</a>	111	<a href="#">1930-58-58</a>	48	<a href="#">2104</a>	15	<a href="#">2110J-JPL</a>	186	<a href="#">2120-SBKIM</a>	8
<a href="#">1591-2HSBIW-1458</a>	111	<a href="#">1950-12-12</a>	49	<a href="#">2105-2</a>	16	<a href="#">2110JWIC-1010-LWU-R</a>	186	<a href="#">2121LD-1130</a>	10
<a href="#">1592-2HLB-381</a>	112	<a href="#">1950-12-38</a>	49	<a href="#">2105-28</a>	16	<a href="#">2110JWIC-1015</a>	186	<a href="#">2121LD-2447</a>	10
<a href="#">1592-2HLBIW-12134</a>	114	<a href="#">1950-38-38</a>	49	<a href="#">2105-2-BULK</a>	16	<a href="#">2110JWIC-68HD</a>	186	<a href="#">2121LD-4460</a>	10
<a href="#">1598G-121</a>	117	<a href="#">1950-58-58</a>	49	<a href="#">2105-8</a>	16	<a href="#">2110JWIC-88</a>	186	<a href="#">2121LT-1130</a>	11
<a href="#">1598-L-112</a>	117	<a href="#">1950T-12-12</a>	49	<a href="#">2106-3</a>	17	<a href="#">2110JWIC-88HRKIT</a>	186	<a href="#">2121LT-2447</a>	11
<a href="#">1598SS-7161</a>	117	<a href="#">1950T-38-38</a>	49	<a href="#">2106-9</a>	17	<a href="#">2110JWIC-88-LIER</a>	186	<a href="#">2122S-10</a>	10
<a href="#">15PLUSF20</a>	165	<a href="#">1950T-58-58</a>	49	<a href="#">2106-NH-16</a>	17	<a href="#">2110JWIC-88-LWU</a>	186	<a href="#">2122S-10-WP</a>	11
				<a href="#">2106-NH-24</a>	17	<a href="#">2110JWIC-88-LWU-EXT</a>	186	<a href="#">2122S-12</a>	10
<b>16</b>				<a href="#">2106-NH-31</a>	17	<a href="#">2110JWIC-88-LWU-HRKIT</a>	186	<a href="#">2122S-3-WP</a>	11
<a href="#">1600-12</a>	57	<b>2</b>		<a href="#">2106-NH-96</a>	17	<a href="#">2110-RRU-BASE</a>	11	<a href="#">2122S-4</a>	10
<a href="#">1600-38</a>	57	<b>20</b>		<a href="#">2107-114158-KIT</a>	22	<a href="#">2110-RRU-CAB</a>	11	<a href="#">2122S-5</a>	10
<a href="#">1600-58</a>	57	<a href="#">2000-4SPRC</a>	33	<a href="#">2107-1278-KIT</a>	22	<a href="#">2110-RRU-SAM</a>	11	<a href="#">2122S-5-1130-996</a>	11
<a href="#">1620-12</a>	57	<a href="#">2000-4VASK</a>	33	<a href="#">2107-15</a>	18	<a href="#">2111-U</a>	7	<a href="#">2122S-8</a>	10
<a href="#">1620-38</a>	57	<a href="#">2000-HDC</a>	33	<a href="#">2107-23</a>	18	<a href="#">2112-2</a>	6	<a href="#">2123-10HR-1130-1296</a>	9
<a href="#">1625-12</a>	57	<a href="#">2000-RAMP-96</a>	35	<a href="#">2107-3G-12</a>	22	<a href="#">2112-23</a>	15	<a href="#">2123-12HR-1130-1296</a>	9
<a href="#">1625-38</a>	57	<a href="#">2006AF-VI9024C</a>	34	<a href="#">2107-3G-158</a>	22	<a href="#">2112-34</a>	15	<a href="#">2123-8HR-1130-1296</a>	9
<a href="#">1630-12</a>	56	<a href="#">2006AF-VO9024C</a>	34	<a href="#">2107-7</a>	18	<a href="#">2113-2</a>	7	<a href="#">2123HD-12HR-1130-96</a>	9
<a href="#">1630-38</a>	56	<a href="#">2006ALD-4912</a>	32	<a href="#">2108-10X18</a>	18	<a href="#">2113-2-1SB</a>	7	<a href="#">2123HD-8HR-1130-1296</a>	9
<a href="#">1630-58</a>	56	<a href="#">2006ALD-4H9024</a>	32	<a href="#">2108-12X12</a>	18	<a href="#">2113-3</a>	7	<a href="#">2123HD-KSK</a>	9
<a href="#">1640-1034-1234</a>	54	<a href="#">2006ALD-4HT24</a>	33	<a href="#">2108-12X30</a>	18	<a href="#">2113-3-1SB</a>	7	<a href="#">2123HD-KSK-3</a>	9
<a href="#">1640-114-2</a>	54	<a href="#">2006ALD-4VI9024</a>	32	<a href="#">2108-12X36</a>	18	<a href="#">2113-4</a>	7	<a href="#">2123HD-RMK</a>	9
<a href="#">1640-212-334</a>	54	<a href="#">2006ALD-4VO9024</a>	32	<a href="#">2108-12X48</a>	18	<a href="#">2113-4-1SB</a>	7	<a href="#">2123LD-12</a>	9
<a href="#">1640-2-212</a>	54	<a href="#">2006ALDC-12</a>	33	<a href="#">2108-18x36</a>	18	<a href="#">2113-5</a>	7	<a href="#">2123LD-12-1130-1296</a>	9

<a href="#">2123LD-12-1130-72</a>	9	<a href="#">2136-CH-58</a>	31	<a href="#">2189-2</a>	184	<a href="#">2195-G-138158</a>	36	<a href="#">2380BM-58</a>	59
<a href="#">2123LD-12HR</a>	9	<a href="#">2136G-ANGLE-12</a>	32	<a href="#">2189-212</a>	184	<a href="#">2195-G-27114</a>	36	<a href="#">2385-12</a>	59
<a href="#">2123LD-12HRKIT</a>	9	<a href="#">2136G-ANGLE-24</a>	32	<a href="#">2189-212-SS</a>	184	<a href="#">2195-G-3812</a>	36	<a href="#">2385-38</a>	59
<a href="#">2123LD-8</a>	9	<a href="#">2136-SMB</a>	31	<a href="#">2189-2-SS</a>	184	<a href="#">2195-G-414-438-158</a>	36	<a href="#">2386</a>	60
<a href="#">2123LD-8-2447</a>	9	<a href="#">2160-12-31012HDG</a>	25	<a href="#">2189-3</a>	184	<a href="#">2195-G-7-10-114</a>	36	<a href="#">2393</a>	240
<a href="#">2123LD-8HR</a>	9	<a href="#">2160-12-31012HDG-KIT</a>	25	<a href="#">2189-312</a>	184	<a href="#">2195-G-78114</a>	36	<a href="#">2395</a>	60
<a href="#">2123LD-8HR-1130-1296</a>	9	<a href="#">2160-24-31012HDG</a>	25	<a href="#">2189-312-SS</a>	184	<a href="#">2195-GK-114</a>	20	<a href="#">2398-168-4</a>	136
<a href="#">2123LD-8HR-2447</a>	9	<a href="#">2160-24-31012HDG-KIT</a>	25	<a href="#">2189-34</a>	184	<a href="#">2195-GK-12</a>	20	<a href="#">2398-228-4</a>	136
<a href="#">2123LD-8HR-2447-1296</a>	9	<a href="#">2160-24-5HDG</a>	25	<a href="#">2189-34-SS</a>	184	<a href="#">2195-GK-158</a>	20	<a href="#">2398-40-4</a>	136
<a href="#">2123LD-8HR-4460-1296</a>	9	<a href="#">2162-12</a>	25	<a href="#">2189-3-SS</a>	184	<a href="#">2195-GK-78</a>	20	<a href="#">2399-1/0-4</a>	136
<a href="#">2123LD-8HRKIT</a>	9	<a href="#">2162C-312</a>	25	<a href="#">2189-4</a>	184	<a href="#">2195-GK-U</a>	20	<a href="#">2399-168-20</a>	136
<a href="#">2123LD-8HRKIT-2447</a>	9	<a href="#">2162C-3-312</a>	25	<a href="#">2189-4-SS</a>	184	<a href="#">2195-G-SSHA-38</a>	36	<a href="#">2399-168-4</a>	136
<a href="#">2124-1422</a>	35	<a href="#">2162C-4-312</a>	25	<a href="#">2190-38</a>	185	<a href="#">2195-GU-158</a>	36	<a href="#">2399-168T-4</a>	136
<a href="#">2124-1422-10</a>	35	<a href="#">2162-SP</a>	25	<a href="#">2191-12</a>	185	<a href="#">2195-GU-78</a>	36	<a href="#">2399-2/0-10</a>	136
<a href="#">2124-14312</a>	35	<a href="#">2162-SPLT</a>	25	<a href="#">2191-14</a>	185	<a href="#">2195-G-UN158</a>	36	<a href="#">2399-2/0-4</a>	136
<a href="#">2124-1433</a>	35	<a href="#">2162-SPLT-12</a>	25	<a href="#">2191-38</a>	185	<a href="#">2195-HG-114LU</a>	20	<a href="#">2399-228-10</a>	136
<a href="#">2124-1433-10</a>	35	<a href="#">2164-12NT</a>	23	<a href="#">2191-38SS</a>	185	<a href="#">2195-HG-114PL</a>	20	<a href="#">2399-228-4</a>	136
<a href="#">2124-1444</a>	35	<a href="#">2164-12NT-3L</a>	26	<a href="#">219-20-250</a>	39	<a href="#">2195-HG-12LU</a>	20	<a href="#">2399-228T-4</a>	136
<a href="#">2124-1444-10</a>	35	<a href="#">2164-12VT</a>	23	<a href="#">219-20T-250</a>	39	<a href="#">2195-HG-12PL</a>	20	<a href="#">2399-2STR-10</a>	136
<a href="#">2124-316212</a>	35	<a href="#">2164-12VT-106F</a>	23	<a href="#">2193-12-114</a>	35	<a href="#">2195-HG-158LU</a>	20	<a href="#">2399-2STR-4</a>	136
<a href="#">2124-31622</a>	35	<a href="#">2164-2-312106F</a>	23	<a href="#">2193-1316-134</a>	35	<a href="#">2195-HG-158PL</a>	20	<a href="#">2399-2STRT-4</a>	136
<a href="#">2124-31633</a>	35	<a href="#">2164-2-31214</a>	23	<a href="#">2193-178-5</a>	35	<a href="#">2195-HG-38PL</a>	20	<a href="#">2399-3/0-15</a>	136
<a href="#">2124-3822</a>	35	<a href="#">2164-2-38</a>	26	<a href="#">2193-1916-212</a>	35	<a href="#">2195-HG-78LU</a>	20	<a href="#">2399-3/0-20</a>	136
<a href="#">2124-51633</a>	35	<a href="#">2164-2-38SS</a>	26	<a href="#">2193-21316-334</a>	35	<a href="#">2195-HG-78PL</a>	20	<a href="#">2399-3/0-4</a>	136
<a href="#">2125-1-252</a>	13	<a href="#">2164-24Z1</a>	24	<a href="#">2193-3916-412</a>	35	<a href="#">2195-INSERT</a>	22	<a href="#">2399-3/0-8</a>	136
<a href="#">2125-126</a>	13	<a href="#">2164-48IC</a>	27	<a href="#">2193-412-712</a>	35	<a href="#">2195-PLG-114</a>	21	<a href="#">2399-3/0T-4</a>	136
<a href="#">2125-144</a>	13	<a href="#">2164-48IC-EXT</a>	27	<a href="#">2193-BI-12</a>	36	<a href="#">2195-PLG-12</a>	21	<a href="#">2399-350-4</a>	136
<a href="#">2125-150</a>	13	<a href="#">2164-BP-KIT</a>	37	<a href="#">2193-BI-EL</a>	36	<a href="#">2195-PLG-158</a>	21	<a href="#">2399-4/0-10</a>	136
<a href="#">2125-174</a>	13	<a href="#">2164FT-238</a>	37	<a href="#">2193-BI-SEAL</a>	36	<a href="#">2195-PLG-78</a>	21	<a href="#">2399-4/0-15</a>	136
<a href="#">2125-180</a>	13	<a href="#">2164FT-312</a>	37	<a href="#">2193-BI-TOOL</a>	36	<a href="#">2195-RM38</a>	17	<a href="#">2399-4/0-4</a>	136
<a href="#">2125-252</a>	13	<a href="#">2164NT-312106</a>	23	<a href="#">2193-BI-VC</a>	36	<a href="#">2195-RMSI</a>	17	<a href="#">2399-4/0T-10</a>	136
<a href="#">2125-288</a>	13	<a href="#">2164NT-31214F</a>	23	<a href="#">219-40-250</a>	39	<a href="#">2195-SLC-716</a>	20	<a href="#">2399-4/0T-4</a>	136
<a href="#">2125-48</a>	13	<a href="#">2164-NT-3L</a>	26	<a href="#">219-40T-250</a>	39	<a href="#">2195-TSK-BF</a>	17	<a href="#">2399-500-4</a>	136
<a href="#">2125-60</a>	13	<a href="#">2164NT-OS</a>	23	<a href="#">2194-12</a>	185	<a href="#">2195-TSK-SI</a>	17		
<a href="#">2125-72</a>	13	<a href="#">2164NT-OS-21</a>	23	<a href="#">2194-38</a>	185	<a href="#">2195-UPB-4310</a>	20	<b>24</b>	
<a href="#">2125-84</a>	13	<a href="#">2164NT-OSF</a>	23	<a href="#">2194-58</a>	185	<a href="#">2195-UPB-716</a>	20	<a href="#">2405</a>	107
<a href="#">2125-96</a>	13	<a href="#">2164VT</a>	26	<a href="#">2194-SWB-12</a>	208	<a href="#">2196-38</a>	185	<a href="#">2410</a>	71
<a href="#">2125-96-9</a>	13	<a href="#">2165-1012-PM-G</a>	27	<a href="#">2195-114-STACK</a>	19	<a href="#">2199</a>	35	<a href="#">2410T</a>	71
<a href="#">2126-120</a>	13	<a href="#">2165-1215-PM-G</a>	24	<a href="#">2195-12-STACK</a>	19	<a href="#">2199-1</a>	35	<a href="#">2425</a>	71
<a href="#">2126-168</a>	13	<a href="#">2165-48ICF</a>	27	<a href="#">2195-158-STACK</a>	19			<a href="#">2425T</a>	71
<a href="#">2126-174</a>	13	<a href="#">2165-60ICDF</a>	27	<a href="#">2195-3WAY</a>	22	<b>22</b>		<a href="#">2450</a>	72
<a href="#">2126-186</a>	13	<a href="#">2165-6NT</a>	24	<a href="#">2195-78-STACK</a>	19	<a href="#">2205-14-20</a>	46	<a href="#">2450T</a>	72
<a href="#">2126-252</a>	13	<a href="#">2165-820-PM-G</a>	24	<a href="#">2195-BFH-114</a>	19	<a href="#">2205-19-25</a>	46	<a href="#">2453</a>	72
<a href="#">2126-288</a>	13	<a href="#">2165-88DB</a>	27	<a href="#">2195-BFH-12</a>	19	<a href="#">2205-24-30</a>	46	<a href="#">2453T</a>	72
<a href="#">2126-72</a>	13	<a href="#">2166</a>	24	<a href="#">2195-BFH-158</a>	19	<a href="#">2205-9-15</a>	46	<a href="#">2460</a>	72
<a href="#">2126-96</a>	13	<a href="#">2166-1224</a>	24	<a href="#">2195-BFH-78</a>	19	<a href="#">2230-18</a>	45	<a href="#">2460T</a>	72
<a href="#">2127-126</a>	13	<a href="#">2166-1224F</a>	24	<a href="#">2195-CFT-LDF4</a>	260	<a href="#">2230-24</a>	45	<a href="#">2465</a>	72
<a href="#">2127-144</a>	13	<a href="#">2166-36</a>	24	<a href="#">2195-CUSH-114-1</a>	21	<a href="#">2230-36</a>	45	<a href="#">2472-12</a>	73
<a href="#">2127-152</a>	13	<a href="#">2166-36F</a>	24	<a href="#">2195-CUSH-12-1</a>	21	<a href="#">2230-48</a>	45	<a href="#">2472-516</a>	73
<a href="#">2127-180</a>	13	<a href="#">2166-36F-D</a>	24	<a href="#">2195-CUSH-12-2</a>	21	<a href="#">2230-60</a>	45	<a href="#">2474</a>	72
<a href="#">2127-252</a>	13	<a href="#">2166-36LT</a>	24	<a href="#">2195-CUSH-12-3</a>	21	<a href="#">2230-72</a>	45	<a href="#">2474-2S</a>	72
<a href="#">2127-60</a>	13	<a href="#">2166-448</a>	24	<a href="#">2195-CUSH-12-4</a>	21	<a href="#">2235-18</a>	45	<a href="#">2475</a>	73
<a href="#">2127-72</a>	13	<a href="#">2167-1224</a>	27	<a href="#">2195-CUSH-158-1</a>	21	<a href="#">2235-24</a>	45	<a href="#">2480-SC2C</a>	79
<a href="#">2127-84</a>	13	<a href="#">2167-60120</a>	27	<a href="#">2195-CUSH-214-1</a>	21	<a href="#">2235-36</a>	45	<a href="#">2480-SC4D</a>	79
<a href="#">2127-96</a>	13	<a href="#">2167-60120-LSK</a>	27	<a href="#">2195-CUSH-63-1</a>	21	<a href="#">2235-48</a>	45	<a href="#">2480-SC8D</a>	79
<a href="#">2128-126</a>	14	<a href="#">2167-6048</a>	27	<a href="#">2195-CUSH-78-1</a>	21	<a href="#">2235-60</a>	45	<a href="#">2494-42WP</a>	193
<a href="#">2128-180</a>	14	<a href="#">2167-6048-LSK</a>	27	<a href="#">2195-CUSH-78-2</a>	21	<a href="#">2235-72</a>	45	<a href="#">2495</a>	72
<a href="#">2128-252</a>	14	<a href="#">2167-6072</a>	27	<a href="#">2195-CUSH-78-3</a>	21	<a href="#">228-200</a>	39	<a href="#">2497-100-11SS</a>	193
<a href="#">2128-96</a>	14	<a href="#">2167-6072-LSK</a>	27	<a href="#">2195-CUSH-78-4</a>	21	<a href="#">228-250</a>	39	<a href="#">2497-120-12WP</a>	193
<a href="#">2129-126</a>	14	<a href="#">2167-6096</a>	27	<a href="#">2195-EBT-114-1</a>	21	<a href="#">228T-250</a>	39	<a href="#">2497-120-15WP</a>	193
<a href="#">2129-144</a>	14	<a href="#">2167-6096-LSK</a>	27	<a href="#">2195-EBT-12-1</a>	21			<a href="#">2497-120-8WP</a>	193
<a href="#">2129-168</a>	14	<a href="#">2167-IS-33</a>	28	<a href="#">2195-EBT-12-2</a>	21	<b>23</b>		<a href="#">2497-175-21WP</a>	193
<a href="#">2129-252</a>	14	<a href="#">2170</a>	184	<a href="#">2195-EBT-12-3</a>	21	<a href="#">2300</a>	57	<a href="#">2497-18-4WP</a>	193
<a href="#">2129-48</a>	14	<a href="#">2170-EC</a>	185	<a href="#">2195-EBT-12-4</a>	21	<a href="#">2301</a>	57	<a href="#">2497-18-4WP-1000</a>	193
<a href="#">2129-63</a>	14	<a href="#">2171</a>	184	<a href="#">2195-EBT-158-1</a>	21	<a href="#">2310</a>	58	<a href="#">2497-30-6WP</a>	193
<a href="#">2129-72</a>	14	<a href="#">2171-EC</a>	185	<a href="#">2195-EBT-214-1</a>	21	<a href="#">2310BM-HWKIT</a>	58	<a href="#">2497-3M-50-11</a>	193
<a href="#">2129-84</a>	14	<a href="#">2175</a>	184	<a href="#">2195-EBT-63-1</a>	21	<a href="#">2310-HWKIT</a>	58	<a href="#">2497-75-11WP</a>	193
<a href="#">2129-96</a>	14	<a href="#">2176</a>	184	<a href="#">2195-EBT-78-1</a>	21	<a href="#">2310-SUPPORT</a>	58	<a href="#">2497-75-14WP</a>	193
<a href="#">2132-GSC-120</a>	37	<a href="#">2176-2</a>	184	<a href="#">2195-EBT-78-2</a>	21	<a href="#">2311</a>	58	<a href="#">2497-75-8WP</a>	193
<a href="#">2135-12-G</a>	31	<a href="#">2176-20</a>	184	<a href="#">2195-EBT-78-3</a>	21	<a href="#">2311BM-24-3</a>	58	<a href="#">2497-CTT</a>	193
<a href="#">2135-12-YZ</a>	31	<a href="#">2176-5</a>	184	<a href="#">2195-EBT-78-4</a>	21	<a href="#">2313-PC-18</a>	58		
<a href="#">2135-18-G</a>	31	<a href="#">2176-8</a>	184	<a href="#">2195-EP-1</a>	21	<a href="#">2313-PIP-18</a>	58		
<a href="#">2135-24-G</a>	31	<a href="#">2176-PB</a>	184	<a href="#">2195-EP-12</a>	21	<a href="#">2320</a>	58	<b>25</b>	
<a href="#">2135-6-G</a>	31	<a href="#">2189-1</a>	184	<a href="#">2195-EP-16</a>	21	<a href="#">2320BM-HWKIT</a>	58	<a href="#">250PLUSF20</a>	165
<a href="#">2135-SPLICE</a>	31	<a href="#">2189-112</a>	184	<a href="#">2195-EP-18</a>	21	<a href="#">2320-HWKIT</a>	58	<a href="#">2510</a>	71
<a href="#">2135-T90</a>	31	<a href="#">2189-112-SS</a>	184	<a href="#">2195-EP-24</a>	21	<a href="#">2321</a>	58	<a href="#">2510T</a>	71
<a href="#">2136-12</a>	31	<a href="#">2189-114</a>	184	<a href="#">2195-EP-3</a>	21	<a href="#">2350</a>	58	<a href="#">2515</a>	71
<a href="#">2136-58</a>	31	<a href="#">2189-114-SS</a>	184	<a href="#">2195-EP-4</a>	21	<a href="#">2351</a>	58	<a href="#">2515-9</a>	71
<a href="#">2136-ANGLE-612</a>	32	<a href="#">2189-12</a>	184	<a href="#">2195-EP-4-CAP</a>	21	<a href="#">2380-12</a>	59	<a href="#">2520</a>	71
<a href="#">2136-CH-38</a>	31	<a href="#">2189-12-SS</a>	184	<a href="#">2195-EP-6</a>	21	<a href="#">2380-38</a>	59	<a href="#">2520T</a>	71
<a href="#">2136-CH-38-15</a>	31	<a href="#">2189-1-SS</a>	184	<a href="#">2195-EP-8</a>	21	<a href="#">2380BM-12</a>	59	<a href="#">2525-PB-BASE</a>	46
								<a href="#">2525-PB-LC</a>	46

2553	130	2809-XHHW-2-GI	121	2865-MTW-BI	122	2902G-8	134	312	41
2565	45	2809-XHHW-2-RI	121	2865-THHN-BI	122	2902SS-10	134	3120	169
2590	130	2814	119	2865-THHN-BI-500	122	2902SS-10S	135	3120-1	169
2591	130	2824	119	2865-THHN-GI	122	2902SS-10T	135	3121	171
2592	22	2824-500	119	2865-THHN-GI-125	122	2902SS-8	134	3121-1	171
2592G	22	2825	118	2865-THHN-GI-250	122	2903-10	134	3122	169
2593	22	2825-250	118	2865-THHN-GI-50	122	2903-10S	134	3122-1	169
2593G	22	2825-500	118	2865-THHN-GI-500	122	2903-8	134	312B	40
2593-U	22	2825T	119	2865-THHN-GI-O	123	2903CC-10	133	312BFN	40
2593UG	22	2825T-250	119	2865-THHN-GI-R	123	2903CC-10S	134	312BT	41
2595-2	130	2825T-500	119	2865-THHN-GI-Y	123	2903CC-8	133	3130	170
25PLUSF20	165	2826-THHN-BI	120	2865-XHHW-2-GI	123	2903CC-8S	134	3130-1	170
<b>26</b>		2826-THHN-BI-500	120	2869	118	2903G-10	134	3131	171
2631	74	2826-THHN-BI-500	120	2869-125	118	2903SS-10	134	3131-1	171
2632	74	2826-THHN-GI	120	2869-250	118	2903SS-10S	135	3132	170
2633	74	2826-THHN-GI-250	120	2869-500	118	2903SS-10T	135	3132-1	170
2634	74	2826-THHN-GI-500	120	2869T	119	2903SS-316-10	134	3140	169
2635	74	2826-THHN-GI-O	123	2869T-125	119	2903SS-8	134	3140-1	169
2635-112	74	2826-THHN-GI-R	123	2869T-250	119	2903SS-8S	135	3141	171
2650-1	74	2826-THHN-GI-Y	123	2869T-500	118	2903SS-8T	135	3141-1	171
2650-34	74	2826-THHN-RI-500	120	2870-HMWPE	123	2904-10	134	3142	169
<b>27</b>		2832	119	2870-THHN-BI	122	2904CC-10	133	3142-1	169
2750	60	2832-250	119	2870-THHN-BI-500	122	2904CC-10S	134	3145	169
277480-3	74	2832-500	119	2870-THHN-GI	122	2904SS-10	134	3150	170
<b>28</b>		2833	118	2870-THHN-GI-250	122	2904SS-10S	135	3150-1	170
2800-THHN-BI-125	120	2833-19-125	118	2870-THHN-GI-500	122	2904SS-10T	135	3151	171
2800-THHN-BI-500	120	2833-19-500	118	2870-USE-2-GI	122	2913CC-10	133	3151-1	171
2800-THHN-BLI-500	120	2833-250	118	2873	119	<b>3</b>		3152	170
2800-THHN-GI-500	120	2833-500	118	2873-125	119	<b>30</b>		3152-1	170
2801	119	2834	119	2873-250	119	3005	137	3155	171
2801-19STD	119	2834-125	119	2873-500	119	3006	137	3155-1	171
2801-CC-30	119	2834-250	119	2874	118	3007	137	3157	171
2801-THHN-BI-500	120	2834-50	119	2874-125	118	3008	137	3157-1	171
2801-THHN-GI	120	2834-500	119	2874-250	118	3009	137	3160	169
2801-THHN-GI-1000	120	2835-THHN-BI	120	2874-37	118	300F	46	3160-1	169
2801-THHN-GI-500	120	2835-THHN-BI-250	120	2874-500	118	300-FL	46	3161	171
2801-THHN-RI-500	120	2835-THHN-BI-50	120	2874-7	118	300PLUSF20	165	3161-1	171
2801-THHN-WI-500	120	2835-THHN-BI-500	120	2874-7-250	118	3010	137	3162	169
2802	119	2835-THHN-BLI	120	2875-MTW-BI	122	3012	137	3162-1	169
2802-500	119	2835-THHN-BLI-500	120	2875-THHN-BI	122	3014	137	3165	170
2803	118	2835-THHN-GI	120	2875-THHN-GI	122	3020	137	3170	170
2803-500	118	2835-THHN-GI-125	120	2875-THHN-GI-125	122	3020-1	137	3170-1	170
2803-THHN-BI	120	2835-THHN-GI-250	120	2875-THHN-GI-250	122	3021	136	3171	171
2803-THHN-BI-500	120	2835-THHN-GI-500	120	2875-THHN-GI-500	122	3040-1	135	3171-1	171
2803-THHN-GI	120	2835-THHN-GI-O	123	2875-THHN-GI-O	123	3040-34	135	3172	170
2803-THHN-GI-500	120	2835-THHN-GI-R	123	2875-THHN-GI-O	123	3040-58	135	3172-1	170
2803-THHN-RI-500	120	2835-THHN-GI-Y	123	2875-THHN-GI-R	123	3040-58CC	135	3175	170
2803-THHN-WI-500	120	2835-THHN-RI-50	120	2875-THHN-GI-Y	123	3050-1	135	3175-1	170
2806	119	2835-THHN-RI-500	120	2885	118	3050-34	135	3179	169
2806-1000	119	2835-THHN-WI-500	120	2885-250	118	3050-58	135	318	41
2806-315	119	2835-XHHW-2-GI	121	2887-THHN-BI	122	3060-1	135	3180-12	172
2807	118	2836	119	2887-THHN-GI	122	3060-12	135	3180-12-1	172
2807-250	118	2836-125	119	2887-THHN-GI-500	122	3060-34	135	3180-18	172
2807-500	118	2836-250	119	2890-250	118	3060-58	135	3180-18-1	172
2807T	119	2836-500	119	2890-THHN-BI	122	3070-34	135	3180-24	172
2807T-250	119	2841	118	2890-THHN-GI	122	3070-58	135	3180-24-1	172
2807T-500	119	2851	118	2892	118	<b>31</b>		3180-30	172
2808	119	2851-250	118	2895	118	3100	169	3180-30-1	172
2808-250	119	2851-500	118	2895-250	118	3100-1	169	3180-36	172
2808-500	119	2851-7	118	2895-500	118	3100-48	169	3180-36-1	172
2809-THHN-BI	120	2851-7-500	118	2895T-250	119	3101	171	3180-48	172
2809-THHN-BI-125	120	2851T-500	119	2896	118	3101-1	171	3181	171
2809-THHN-BI-250	120	2855-THHN-BI	122	2896-THHN-GI	122	3101-1	171	3184	171
2809-THHN-BI-50	120	2855-THHN-BLI	122	2898-THHN-BI	122	3102	169	318B	40
2809-THHN-BI-500	120	2855-THHN-BLI-500	122	2898-THHN-GI	122	3102-1	169	318BT	41
2809-THHN-GI	120	2855-THHN-GI	122	2898-THHN-GI-250	122	310B	40	3190-12	172
2809-THHN-GI-125	120	2855-THHN-GI-250	122	2898-THHN-GI-500	122	310BT	41	3190-24	172
2809-THHN-GI-250	120	2855-THHN-GI-500	122	2899	118	3110	170	3190-30	172
2809-THHN-GI-50	120	2855-THHN-RI	122	2899-THHN-BI	122	3110-1	170	3190-36	172
2809-THHN-GI-500	120	2855-THHN-RI-500	122	2899-THHN-GI-200	122	3111	171	3190-36-1	172
2809-THHN-GI-O	123	2862	118	<b>29</b>		3111-1	171	3191-12	173
2809-THHN-GI-R	123	2862-125	118	2901-10	134	3112	170	3191-24	173
2809-THHN-GI-Y	123	2862-250	118	2901-8	134	3112-1	170	3191-30	173
2809-THHN-RI-125	120	2862-500	118	2901CC-10	133	3114	170	3191-36	173
2809-THHN-RI-50	120	2862-7	118	2901CC-8	133	3114-1	170	3194	173
2809-THHN-RI-500	120	2862-7T	118	2902-10	134	3114USA	170	3194-30	173
2809-THHN-WI-500	120	2863	119	2902-8	134	3114USA-1	170	3195-CL	173
2809-XHHW-2-BI	121	2863-125	119	2902CC-10	133	3118	170	3195-E	173
		2863-250	119	2902CC-10S	134	3118-1	170	3195-EH20	173
		2863-500	119	2902CC-8	133	3118-1	170	3195-H20	173
						3118-EXT	170	3195-IL	173

<a href="#">3196-36</a>	173	<a href="#">3450-168</a>	131	<a href="#">3812-33-30</a>	87	<a href="#">3822-51-12SUPGP</a>	82	<a href="#">38-4200-00</a>	129
<a href="#">3197-12</a>	173	<a href="#">3450-20</a>	131	<a href="#">3812-33-36</a>	87	<a href="#">3822-51-18</a>	91	<a href="#">3844</a>	82
<a href="#">3197-18</a>	173	<a href="#">3450-228</a>	131	<a href="#">3812-33-48</a>	87	<a href="#">3822-5-12</a>	91	<a href="#">3844-3</a>	82
<a href="#">3197-24</a>	173	<a href="#">3450-250</a>	131	<a href="#">3812-5-10</a>	88	<a href="#">3822-51-20</a>	91	<a href="#">3846</a>	82
<a href="#">3197-30</a>	173	<a href="#">3450-30</a>	131	<a href="#">3812-5-10T</a>	99	<a href="#">3822-51-24</a>	91	<a href="#">3847-CU3L</a>	97
<a href="#">3197-36</a>	173	<a href="#">3450-40G</a>	131	<a href="#">3812-5-12</a>	88	<a href="#">3822-51-24MGP</a>	82	<a href="#">3849</a>	108
<a href="#">3198-12</a>	172	<a href="#">3450-40T</a>	131	<a href="#">3812-5-12T</a>	99	<a href="#">3822-51-36</a>	91	<a href="#">3849-18</a>	108
<a href="#">3198-18</a>	172	<a href="#">3450-500</a>	131	<a href="#">3812-5-24</a>	88	<a href="#">3822-51-48</a>	91	<a href="#">384B</a>	40
<a href="#">3198-24</a>	172	<a href="#">3459</a>	132	<a href="#">3812-5-24T</a>	99	<a href="#">3822-5-16</a>	91	<a href="#">3850</a>	108
<a href="#">3198-30</a>	172	<a href="#">3459-02G</a>	132	<a href="#">3812-5-6</a>	88	<a href="#">3822-51-60</a>	91	<a href="#">3850-18</a>	108
<a href="#">3198-36</a>	172	<a href="#">3459-02ST</a>	132	<a href="#">3812-5-6T</a>	99	<a href="#">3822-51-72</a>	91	<a href="#">3851</a>	108
<a href="#">3198-48</a>	172	<a href="#">3459-168</a>	132	<a href="#">3812-5-8</a>	88	<a href="#">3822-5-18</a>	91	<a href="#">3851-18</a>	108
<a href="#">3199-12</a>	172	<a href="#">3459-18N-02ST</a>	132	<a href="#">3812-5-8T</a>	99	<a href="#">3822-5-20</a>	91	<a href="#">3852</a>	97
<a href="#">3199-18</a>	172	<a href="#">3459-18N-40</a>	132	<a href="#">3812-BB212-144</a>	107	<a href="#">3822-5-24</a>	91	<a href="#">3852-18</a>	97
<a href="#">3199-24</a>	172	<a href="#">3459-20</a>	132	<a href="#">3812-BLANK-144</a>	107	<a href="#">3822-5-30</a>	91	<a href="#">3853</a>	97
<a href="#">3199-36</a>	172	<a href="#">3459-228</a>	132	<a href="#">3812G-5-10</a>	103	<a href="#">3822-5-36</a>	91	<a href="#">3853-18</a>	97
<b>32</b>		<a href="#">3459-24N-40</a>	132	<a href="#">3812G-5-12</a>	103	<a href="#">3822-5-48</a>	91	<a href="#">3854</a>	97
<a href="#">3212</a>	139	<a href="#">3459-250</a>	132	<a href="#">3812G-5-10</a>	89	<a href="#">3822-5-60</a>	91	<a href="#">3854-18</a>	97
<a href="#">3212PO</a>	140	<a href="#">3459-30</a>	132	<a href="#">3812-MHO-10</a>	89	<a href="#">3822-5-72</a>	91	<a href="#">3855</a>	108
<a href="#">3219</a>	139	<a href="#">3459-40G</a>	132	<a href="#">3812-MHO-12</a>	89	<a href="#">3822-5-72</a>	91	<a href="#">3855-18</a>	108
<a href="#">3223PO</a>	140	<a href="#">3459-40T</a>	132	<a href="#">3812-MHO-24</a>	89	<a href="#">3822-BLANK-144</a>	107	<a href="#">3855-18</a>	108
<a href="#">3229-2TSOL-10</a>	140	<a href="#">3459-500</a>	132	<a href="#">3812-MHO-36</a>	89	<a href="#">3822G-33-20</a>	104	<a href="#">3856</a>	108
<a href="#">3229PO</a>	140	<a href="#">348</a>	41	<a href="#">3812-MHO-6</a>	89	<a href="#">3822G-33-20-02ST-210</a>	104	<a href="#">3856-18</a>	108
<a href="#">3234</a>	139	<a href="#">348B</a>	40	<a href="#">3812-PF-26</a>	97	<a href="#">3822G-51-12</a>	103	<a href="#">3857</a>	108
<a href="#">3234-2TSOL-10</a>	140	<a href="#">348BT</a>	41	<a href="#">3820-1-20</a>	89	<a href="#">3822G-51-18</a>	103	<a href="#">3857-18</a>	108
<a href="#">3234PO</a>	140	<a href="#">3490-10</a>	132	<a href="#">3822-1-12</a>	93	<a href="#">3822G-51-20</a>	103	<a href="#">3868</a>	106
<a href="#">3235</a>	139	<a href="#">3490-12</a>	132	<a href="#">3822-1-12T</a>	100	<a href="#">3822G-51-24</a>	103	<a href="#">3869</a>	106
<a href="#">3239</a>	139	<a href="#">3490-14</a>	132	<a href="#">3822-1-18</a>	93	<a href="#">3822G-51-24-VZW</a>	103	<a href="#">3870</a>	106
<a href="#">3239PO</a>	140	<a href="#">3490-16</a>	132	<a href="#">3822-1-18T</a>	100	<a href="#">3822-MHO-12</a>	89	<a href="#">3872</a>	106
<a href="#">324</a>	41	<a href="#">3490-20</a>	132	<a href="#">3822-1-20</a>	93	<a href="#">3822-MHO-24</a>	89	<a href="#">3872-114</a>	106
<a href="#">3249</a>	139	<a href="#">3490-8</a>	132	<a href="#">3822-1-20T</a>	100	<a href="#">3832-1-12</a>	94	<a href="#">3873</a>	106
<a href="#">324B</a>	40	<b>35</b>		<a href="#">3822-12-24T</a>	101	<a href="#">3832-1-12T</a>	101	<a href="#">3875</a>	105
<a href="#">324BFN</a>	40	<a href="#">3510</a>	133	<a href="#">3822-1-24</a>	93	<a href="#">3832-1-24</a>	94	<a href="#">3875-1</a>	105
<a href="#">324BT</a>	41	<a href="#">3520</a>	133	<a href="#">3822-1-24T</a>	100	<a href="#">3832-1-36</a>	94	<a href="#">3875-10HD</a>	105
<a href="#">3250</a>	139	<a href="#">3530</a>	133	<a href="#">3822-1-36</a>	93	<a href="#">3832-1-48</a>	94	<a href="#">3875-12</a>	105
<a href="#">3254</a>	140	<a href="#">3541</a>	132	<a href="#">3822-1-36T</a>	100	<a href="#">3832-5-12</a>	95	<a href="#">3875-12-3</a>	105
<a href="#">3262</a>	140	<b>36</b>		<a href="#">3822-1-48</a>	93	<a href="#">3832-51-24</a>	95	<a href="#">3875-13</a>	105
<a href="#">3267</a>	140	<a href="#">360</a>	41	<a href="#">3822-1-48T</a>	100	<a href="#">3832-51-36</a>	95	<a href="#">3875-1-3</a>	105
<a href="#">3272</a>	140	<a href="#">3602-34</a>	138	<a href="#">3822-151-18</a>	93	<a href="#">3832-51-48</a>	95	<a href="#">3875-2</a>	105
<a href="#">3277</a>	140	<a href="#">3603-34</a>	138	<a href="#">3822-151-18T</a>	101	<a href="#">3832-5-20</a>	95	<a href="#">3875-3</a>	105
<a href="#">3279-1224</a>	140	<a href="#">3604-34</a>	138	<a href="#">3822-15-12T</a>	100	<a href="#">3832-5-20MPG</a>	84	<a href="#">3875-38</a>	105
<a href="#">3279-1224-4/0-10</a>	140	<a href="#">3605-34</a>	138	<a href="#">3822-15-18T</a>	100	<a href="#">3832-5-24</a>	95	<a href="#">3875-3880HD-134</a>	105
<a href="#">3279-1818</a>	140	<a href="#">360B</a>	138	<a href="#">3822-15-20T</a>	100	<a href="#">3832-5-36</a>	95	<a href="#">3875-3888-4</a>	105
<a href="#">3279-2424</a>	140	<a href="#">3699-58-1234</a>	138	<a href="#">3822-15-24T</a>	100	<a href="#">3832-5-48</a>	95	<a href="#">3875-4</a>	105
<a href="#">3279-2424-4/0-10</a>	140	<a href="#">3699-58-381</a>	138	<a href="#">3822-15-24T-3</a>	100	<a href="#">3832-8-12EMPG</a>	84	<a href="#">3875-5</a>	105
<a href="#">3280</a>	141	<b>37</b>		<a href="#">3822-15-36T</a>	100	<a href="#">3832-8-12MAIN</a>	84	<a href="#">3875-6</a>	105
<a href="#">3280-40</a>	141	<a href="#">372</a>	41	<a href="#">3822-15-48T</a>	100	<a href="#">3832-8-12SPG</a>	84	<a href="#">3875-658J</a>	105
<a href="#">32PLUSF20</a>	165	<a href="#">372B</a>	40	<a href="#">3822-1-60</a>	93	<a href="#">3832-8-12SUPGP</a>	84	<a href="#">3875-9</a>	105
<b>33</b>		<a href="#">3757</a>	139	<a href="#">3822-1-60T</a>	100	<a href="#">3832-8-12TRANS</a>	84	<a href="#">3875-BHCP</a>	105
<a href="#">3304-6SOL</a>	174	<a href="#">3799</a>	139	<a href="#">3822-3-15</a>	94	<a href="#">3832-8516-12EMPG</a>	84	<a href="#">3875HD</a>	105
<a href="#">3306-10SOL</a>	174	<b>38</b>		<a href="#">3822-3-15T</a>	101	<a href="#">3832-MHO-12SPG</a>	84	<a href="#">3875HD-5</a>	105
<a href="#">3306-6SOL</a>	174	<a href="#">3801-BLANK-144</a>	107	<a href="#">3822-3-19</a>	94	<a href="#">3832-PF-10</a>	98	<a href="#">3875-PGC-338</a>	105
<a href="#">3306-6SOLT</a>	174	<a href="#">3802-BLANK-144</a>	107	<a href="#">3822-3-19T</a>	101	<a href="#">3832-PF-10T</a>	102	<a href="#">3875-PGC-38NYLON</a>	105
<a href="#">3308-6SOL</a>	174	<a href="#">3804-BLANK-10</a>	86	<a href="#">3822-3-23</a>	94	<a href="#">3832-PF-12</a>	98	<a href="#">3875-SUPP</a>	105
<a href="#">3312-6CC-4X6</a>	175	<a href="#">3804-BLANK-12</a>	86	<a href="#">3822-3-23T</a>	101	<a href="#">3832-PF-13</a>	98	<a href="#">3875-TRKIT</a>	105
<a href="#">3312-6SOL</a>	174	<a href="#">3804-BLANK-18</a>	86	<a href="#">3822-33-12</a>	90	<a href="#">3832-PF-14</a>	98	<a href="#">3880</a>	106
<a href="#">3312-8SOL</a>	174	<a href="#">3804-BLANK-24</a>	86	<a href="#">3822-33-12-6</a>	90	<a href="#">3832-PF-15</a>	98	<a href="#">3880-2</a>	106
<a href="#">3324-6SOL</a>	174	<a href="#">3804-BLANK-30</a>	86	<a href="#">3822-33-12T-6</a>	99	<a href="#">3832-PF-16</a>	98	<a href="#">3880-3</a>	106
<a href="#">3324CC-4X4-1/0</a>	175	<a href="#">3804-BLANK-36</a>	86	<a href="#">3822-33-18</a>	90	<a href="#">3832-PF-18</a>	98	<a href="#">3880HD</a>	106
<a href="#">3325-5</a>	175	<a href="#">3804-BLANK-42</a>	86	<a href="#">3822-33-18T</a>	99	<a href="#">3832-PF-19</a>	98	<a href="#">3880HD-134</a>	106
<a href="#">3325-6-2SOLTIN</a>	175	<a href="#">3804-BLANK-48</a>	86	<a href="#">3822-33-20</a>	90	<a href="#">3832-PF-20</a>	98	<a href="#">3880HD-3</a>	106
<a href="#">3325-7</a>	175	<a href="#">3804-BLANK-54</a>	86	<a href="#">3822-33-20-6</a>	90	<a href="#">3832-PF-4</a>	98	<a href="#">3885-BHCP-1</a>	107
<a href="#">3325-8</a>	175	<a href="#">3804-BLANK-60</a>	86	<a href="#">3822-33-20T</a>	99	<a href="#">3832-PF-4T</a>	102	<a href="#">3885-BHCP-2</a>	107
<a href="#">3325-9</a>	175	<a href="#">3804-BLANK-66</a>	86	<a href="#">3822-33-24</a>	90	<a href="#">3832-PF-5</a>	98	<a href="#">3885-BHCP-3</a>	107
<a href="#">3350-1</a>	175	<a href="#">3804-BLANK-72</a>	86	<a href="#">3822-33-24-6</a>	90	<a href="#">3832-PF-6</a>	98	<a href="#">3885-L-294</a>	107
<a href="#">3350-2</a>	175	<a href="#">3804-BLANK-78</a>	86	<a href="#">3822-33-24T-6</a>	90	<a href="#">3832-PF-7</a>	98	<a href="#">3885-L-44</a>	107
<a href="#">336</a>	41	<a href="#">3804-BLANK-84</a>	86	<a href="#">3822-33-24T</a>	99	<a href="#">3832-PF-8</a>	98	<a href="#">3886-1116</a>	107
<a href="#">336B</a>	40	<a href="#">3812-1-12</a>	88	<a href="#">3822-33-24TRC</a>	103	<a href="#">3832-PF-8T</a>	102	<a href="#">3886-516</a>	107
<a href="#">336BT</a>	41	<a href="#">3812-1-24</a>	88	<a href="#">3822-33-36</a>	90	<a href="#">3832-PF-9</a>	98	<a href="#">3886-716</a>	107
<a href="#">3390</a>	139	<a href="#">3812-1-36</a>	88	<a href="#">3822-33-36T</a>	99	<a href="#">3835-3BARASSY</a>	84	<a href="#">3888-2.5</a>	106
<a href="#">3397-100</a>	141	<a href="#">3812-1R-12</a>	89	<a href="#">3822-33-48</a>	90	<a href="#">3835-5-12</a>	95	<a href="#">3888-4</a>	106
<a href="#">3397-50</a>	141	<a href="#">3812-1R-24</a>	89	<a href="#">3822-33-48T</a>	99	<a href="#">3835-5-24</a>	95	<a href="#">3888-6</a>	106
<a href="#">3397-SDP</a>	141	<a href="#">3812-33-10</a>	87	<a href="#">3822-33-6</a>	90	<a href="#">3835-MHO-12</a>	95	<a href="#">3890</a>	97
<a href="#">3397Y</a>	141	<a href="#">3812-33-10-6</a>	87	<a href="#">3822-33-6T</a>	99	<a href="#">3835-MHO-30</a>	95	<a href="#">3890-1</a>	97
<b>34</b>		<a href="#">3812-33-12</a>	87	<a href="#">3822-33-8</a>	90	<a href="#">3836-5-24</a>	96	<a href="#">3890-2</a>	97
<a href="#">3450</a>	131	<a href="#">3812-33-12-6</a>	87	<a href="#">3822-3-9</a>	94	<a href="#">3836-5-48</a>	96	<a href="#">3899</a>	183
<a href="#">3450-02G</a>	131	<a href="#">3812-33-12TR</a>	102	<a href="#">3822-3-9T</a>	101	<a href="#">3838-1</a>	83	<b>39</b>	
<a href="#">3450-02ST</a>	131	<a href="#">3812-33-18</a>	87	<a href="#">3822-5-10</a>	91	<a href="#">3838-2</a>	83	<a href="#">396B</a>	40
		<a href="#">3812-33-20</a>	87	<a href="#">3822-51-12</a>	91	<a href="#">3838-3</a>	83	<b>4</b>	
		<a href="#">3812-33-20TR</a>	102	<a href="#">3822-51-12MGP</a>	82	<a href="#">3838-4</a>	83		
		<a href="#">3812-33-24</a>	87	<a href="#">3822-51-12MPG</a>	82	<a href="#">38-4155-00</a>	129		
		<a href="#">3812-33-24TR</a>	102	<a href="#">3822-51-12SPG</a>	82	<a href="#">3842</a>	83		



<b>40</b>	4320-18.....202	4416-BULK.....196	4477G-50.....199	4600-38.....200
400-BT.....46	4320-24.....202	4417.....196	4477G-KIT.....199	460B.....40
400-FH.....46	4320-30.....202	4418-BULK.....196	448.....41	4610.....200
400PLUSF20.....165	4320-36.....202	4420.....196	4480G.....197	4610-28.....200
400-SB.....46	4320-6.....202	4421.....196	4480G-3812.....197	4610-316.....200
<b>41</b>	4325.....204	4422.....196	4482.....197	4610-NL.....200
410.....41	4325-12.....204	4423.....196	448-2WH.....43	4610SB.....200
410B.....40	4325-18.....204	4423G.....197	4485-1.....198	4620.....200
410BT.....41	4325-24.....204	4424.....196	4485-1G.....199	4620-316.....200
412.....41	4325-6.....204	4424-316.....196	4485-312G.....199	4620G.....200
4120B.....40	4325G.....203	4424-5.....196	4485-3G.....199	4620G-HD.....200
412B.....40	4325G-10.....203	4424G.....197	4485-5G.....199	4620SB.....200
412BT.....41	4325G-14.....203	4424G-14-112.....197	4485G.....199	4630.....200
418.....41	4325G-24.....203	4424G-14-3.....197	448B.....40	4631.....200
418B.....40	4325G-36.....203	4424G-38-112.....197	448BCC.....43	4650.....200
418BFN.....40	4325G-7.....203	4424G-38-3.....197	448BSS.....42	4650G.....200
418BSS.....42	4325YZ.....204	4425.....196	448BT.....41	4651.....200
418BT.....41	436.....41	4425G.....197	448SS.....43	4660.....200
418SS.....43	436B.....40	4425G-2.....197	4490.....198	4660G.....200
<b>42</b>	436BSS.....42	4425G-3.....197	4491.....198	4661.....200
424.....41	436BT.....41	4425G-312.....197	4492.....198	4670.....200
424B.....40	436SS.....43	4425G-4.....197	4493.....198	4670G.....200
424BFN.....40	4375G.....203	4425SB.....196	4494.....198	4675G.....200
424BSS.....42	4375G-10.....203	4426.....196	4495.....198	4680.....200
424BT.....41	4375G-12.....203	4426-316.....196	4496.....198	4680G.....200
424SS.....43	4375G-13.....203	4427.....196	4497.....198	4681G.....200
<b>43</b>	4375G-15.....203	4427-KIT.....210	4498.....198	4699.....200
4305-3.....204	4375G-18.....203	4427SB.....196	4499.....198	
4310.....204	4375G-24.....203	4451.....196	4499-2.5SG-KIT.....200	<b>47</b>
4310-1.5.....204	4375G-36.....203	4453.....196	4499-2G.....199	4709PB.....207
4310-1.75.....204	4375G-6.....203	4453G-A325.....197	4499-2G-50.....199	4710.....206
4310-10.....204	4375G-8.....203	4454.....196	4499-2G-KIT.....199	4710SB.....206
4310-12.....204	4380-72.....204	4454-3.....196	4499-2SG.....200	4711.....206
4310-18.....204	4380G.....203	4454G.....197	4499-2SG-KIT.....200	4711-112.....206
4310-24.....204	4380G-13.....203	4454G-6.....197	4499-3G.....199	4714.....207
4310-36.....204	4380G-22.....203	4455.....196	4499-3G-50.....199	4714SB.....206
4310-6.....204	4380G-24.....203	4455G.....197	4499-3G-KIT.....199	4715.....207
4310-7.....204	4380G-28.....203	4456.....196	4499-3SG.....200	4715PB.....207
4310-9.....204	4380G-36.....203	4456G.....197	4499-3SG-KIT.....200	4718.....207
4310G-12.....203	4380G-44.....203	4457G.....197	4499-4G.....199	4719-12-916.....206
4310G-15.....203	4380G-72.....203	4458G.....197	4499-4G-50.....199	472.....41
4310G-18.....203	4380G-9.....203	4459-412.....196	4499-4G-KIT.....199	4720.....206
4310G-24.....203	4381G-12.....203	4459G.....197	4499-5G.....199	4720-316.....206
4310G-312.....203	4381G-120.....203	4459G-412.....197	4499-5G-50.....199	4720BR.....206
4310G-36.....203	4381G-18.....203	4466.....196	4499-5G-KIT.....199	4720FG.....206
4310G-4.....203	4381G-24.....203	4466G-11-5.....197	4499-7G.....199	4720G.....206
4310G-6.....203	4381G-30.....203	4467-1.....196	4499-8G.....199	4720SB.....206
4310G-612.....203	4381G-36.....203	4467G-112.....197	4499-8G-KIT.....199	4721.....206
4310G-9.....203	<b>44</b>	4467G-2.....197	4499G.....199	4721-114.....206
4312.....202	4400.....196	4467G-212.....197	4499G-1.....199	4722.....206
4312-12.....202	4400-14-1-BULK.....201	4467G-214.....197	4499G-50.....199	4724.....207
4312-18.....202	4400-2.....196	4467G-234.....197	4499G-KIT.....199	4724-316.....207
4312-24.....202	4400-6.....201	4467G-4.....197	<b>45</b>	4724G.....207
4312-36.....202	4400-7.....201	4467G-6.....197	4500-6114.....205	4724SB.....206
4312-6.....202	4400-8.....201	4469-34x1.....196	4500-8212.....205	4725.....207
4312-9.....202	4400-9.....201	4470G.....197	4500-83.....205	4725-316.....207
4313.....203	4401.....196	4471G.....197	4510.....204	4727.....207
4314.....203	4402.....196	4472G.....197	4512.....204	4728.....206
4314-4.5.....203	4403.....196	4472G-434.....197	4512-2.....204	472B.....40
4315.....204	4403-1.....196	4473G-1X234.....197	4512-SW.....205	472B-3WH.....43
4315-1.63.....204	4403-1-28.....196	4473G-1X3.....197	4513.....205	4730.....206
4315-12.....204	4403-KIT.....210	4473G-1X314.....197	4514.....205	4731.....206
4315-15.....204	4404.....196	4473G-78X3.....197	4515.....205	4732.....207
4315-18.....204	4404SB.....196	4473G-78x312.....197	4515-1.....205	4734.....207
4315-24.....204	4405.....196	4474G-114X334.....197	4517.....205	4750.....206
4315-3.....204	4406.....196	4477-1034.....198	4518.....205	4750G.....206
4315-30.....204	4406-3-BULK.....196	4477-1234.....198	4519.....205	4751.....206
4315-36.....204	4406-4-BULK.....196	4477-1G.....199	4520.....205	4751-3.....206
4315-4.....204	4407.....196	4477-1G-50.....199	4520-PH.....205	4751-30.....207
4315-4.5.....204	4410.....196	4477-1G-KIT.....199	4522.....205	4751-4.....206
4315-42.....204	4410-316.....196	4477-2.5G.....199	4524.....205	4751-60.....207
4315-5.....204	4412.....196	4477-2.5G-50.....199	45PLUSF20.....165	4751-90.....207
4315-6.....204	4412-1.....196	4477-2G.....199		4751G.....206
4315-9.....204	4412-1-316.....196	4477-2G-50.....199	<b>46</b>	4753-12.....207
4315YZ.....204	4413.....196	4477-2G-KIT.....199	460.....41	4753-14.....207
4320.....202	4414-BULK.....196	4477-3G.....199	4600-12.....200	4753-38.....207
4320-12.....202	4415-BULK.....196	4477-3G-50.....199	4600-12-BULK.....200	4753-516.....207
		4477-3G-KIT.....199	4600-14.....200	4754.....207
		4477-834.....198	4600-14-BULK.....200	4754G.....207
		4477G.....199	4600-14-KIT.....200	4755.....207
				4757.....207

4758.....	206	4890-129G.....	212	5065-BRONZE.....	229	5211-2.....	176	5221-4.....	176
4759.....	208	4890-3412G.....	212	5065-TAN.....	229	5211-212.....	176	5223-CPL-1.....	181
4759-38.....	208	4890-349G.....	212	5072-BLACK.....	229	5211-3.....	176	5223-CPL-12.....	181
4760.....	206	4890-5812G.....	212	5072-BRONZE.....	229	5211-34.....	176	5223-CPL-34.....	181
4760G.....	206	4890-589G.....	212	5072-GRAY.....	229	5211-4.....	176	5223-CTCPL-112.....	181
4761G.....	206	4891-12G-BP.....	210	5072-REDWOOD.....	229	5213-1.....	176	5223-CTCPL-114.....	181
4764.....	207	4891-34G-BP.....	210	5072-STONE.....	229	5213-112.....	176	5223-CTCPL-2.....	181
4764G.....	207	4891-38G-SPIM.....	210	5072-TAN.....	229	5213-114.....	176	5223-CTCPL-212.....	181
4770.....	206	4891-58G-BP.....	210	5072-WHITE.....	229	5213-12.....	176	5223-CTCPL-3.....	181
4770G.....	206	4892-12G.....	211	5073-11FC-WHITE.....	229	5213-2.....	176	5223-CTCPL-312.....	181
4774.....	207	4892-1G.....	211	5073-1CSL-GRAY.....	229	5213-3.....	176	5223-CTCPL-4.....	181
4774G.....	207	4892-34G.....	211	5073-GRAY.....	229	5213-34.....	176	5223-EMT-1.....	180
4780G.....	206	4892-38G.....	211	5073-WHITE.....	229	5213-4.....	176	5223-EMT-112.....	180
4781.....	206	4892-58G.....	211	5074-BLACK.....	229	5214-1.....	177	5223-EMT-114.....	180
4784G.....	207	4892-78G.....	211	5075.....	227	5214-112.....	177	5223-EMT-12.....	180
4785G.....	207	4893-12G.....	211	5082.....	258	5214-114.....	177	5223-EMT-2.....	180
		4893-34G.....	211	5087.....	258	5214-12.....	177	5223-EMT-212.....	180
<b>48</b>		4893-58G.....	211	5095-10.1.....	227	5214-2.....	177	5223-EMT-2-90.....	181
480-3D.....	74	4894-12G.....	211	<b>51</b>		5214-2-N.....	177	5223-EMT-3.....	180
480-3D-SPDee.....	74	4894-34G.....	211	510B.....	40	5214-3.....	177	5223-EMT-312.....	180
4805.....	209	4894-38G.....	211	5110-112B.....	194	5214-34.....	177	5223-EMT-34.....	180
4806.....	208	4894-58G.....	211	5110-112C.....	194	5214-4.....	177	5223-EMT-3-45.....	181
4810-1.....	209	<b>49</b>		5110-112B.....	194	5215-1.....	177	5223-EMT-3-90.....	181
4810-1012-1.....	209	490-20-168.....	44	5110-12B-4.....	194	5215-112.....	177	5223-EMT-4.....	180
4810-68-34.....	209	490-20-228.....	44	5110-12C.....	194	5215-114.....	177	5223-EMT-4-90.....	181
4810-810-78.....	209	490-40-168.....	44	5110-12C-4.....	194	5215-12.....	177	5225-C-112.....	178
4812.....	209	490-40-228.....	44	5110-12G.....	194	5215-2.....	177	5225-LB-1.....	178
4819.....	208	490-4-228.....	44	5110-14C.....	194	5215-3.....	177	5225-LB-112.....	178
4819-1.....	208	490-60-168.....	44	5110-14C-4.....	194	5215-34.....	177	5225-LB-114.....	178
4819-138.....	209	490-60-228.....	44	5110-1B.....	194	5215-4.....	177	5225-LB-2.....	178
4820.....	208	490-65-228.....	44	5110-1B-4.....	194	5216-1.....	177	5225-LB-3.....	178
4820HD.....	208	490-75-228.....	44	5110-1C.....	194	5216-112.....	177	5225-LB-4.....	178
4821.....	208	490-9.....	45	5110-1G.....	194	5216-114.....	177	5225-LL-1.....	178
4822.....	209	490-91.....	45	5110-34B.....	194	5216-114-80.....	177	5226M-34-100.....	181
4822-12512.....	210	490-92.....	45	5110-34B-4.....	194	5216-12.....	177	5227-12.....	181
4822-12512-KIT.....	37	490-95-228.....	44	5110-34C.....	194	5216-1-80.....	177	5227-12-90.....	181
4822-334.....	210	4910.....	210	5110-34C-4.....	194	5216-2.....	177	5227-12-SC.....	181
4822-34512CS.....	210	492-25-168.....	44	5110-34G.....	194	5216-212.....	177	5227-38-100.....	181
4830.....	208	492-25-228.....	44	5110-38B.....	194	5216-2-24.....	177	5228-112-O-500.....	182
4830HD.....	208	496B.....	40	5110-38B-4.....	194	5216-2-36.....	177	5228-112-O-750.....	182
4830-KIT.....	37			5110-38C.....	194	5216-2-36-80.....	177	5228-112-W-500.....	182
4831.....	208	<b>5</b>		5110-38C-4.....	194	5216-2-80.....	177	5228-114-O.....	182
4832.....	208	<b>50</b>		5110-38G.....	194	5216-3.....	177	5228-114-O-50.....	182
4832-1.....	208	5003.....	213	5112.....	70	5216-3-24.....	177	5228-34-O.....	182
4832HD-WA-6.....	210	5009.....	213	5116.....	70	5216-3-36.....	177	524.....	41
4837.....	210	500-FH.....	46	512.....	41	5216-3-36-80.....	177	524B.....	40
4838.....	210	500PLUSF20.....	165	5120B.....	40	5216-34.....	177	524BSS.....	42
4840.....	209	500-SB.....	46	5120CC-18R.....	45	5216-4.....	177	5255-12X12X6.....	183
484B.....	40	5010.....	213	5120CC-30R.....	45	5216-4-24.....	177	5255-12X12X8.....	183
4850-6.....	208	5011.....	213	5120CC-45B.....	45	5216-4-36.....	177	5255-6X6X6.....	183
4851.....	208	5020.....	229	512B.....	40	5216-4-36-80.....	177	5255-MNT-KIT.....	183
4857.....	208	5021.....	229	518.....	41	5216-6.....	177	5270-112-LR.....	179
4870.....	221	5022.....	229	518B.....	40	5217-112.....	178	5270-112-PB.....	180
4885-14G.....	81	5023.....	229	518BSS.....	42	5217-112114.....	178	5270-112-SS-1HS.....	179
4885-20GT.....	81	5030-S10.....	229	<b>52</b>		5217-1141.....	178	5270-114-LR.....	179
4885-21G.....	81	5031.....	229	5202-1.5.....	35	5217-134.....	178	5270-114-PB.....	180
4885-50GT.....	81	5041-12B.....	228	5202-2.....	35	5217-32.....	178	5270-12-2HS.....	180
4885HM-28.....	81	5050.....	230	5202-2.5.....	35	5217-32.....	178	5270-1-2HS.....	180
4886-12G.....	79	5050-CF.....	213	5202-3.....	35	5217-43.....	178	5270-12-LR.....	179
4886-38G.....	79	5050-105KK.....	227	5202-3.5.....	35	5220-1.....	176	5270-12-PB.....	180
4886-58G.....	79	5050-TB8.....	230	5202-4.....	35	5220-112.....	176	5270-12-SS-1HS.....	179
4886-716G.....	79	5050-TD.....	230	5202-4S.....	35	5220-1-12.....	176	5270-12-SS-2HS.....	180
4886-78G.....	79	5053.....	228	5202-BALL-2.5.....	35	5220-114.....	176	5270-1-GB.....	179
4888-12-112HDG.....	212	5054-ALMOND.....	228	5208.....	178	5220-12.....	176	5270-1-LR.....	179
4889-1210G.....	212	5054-BLACK.....	228	5209.....	178	5220-2.....	176	5270-1-PB.....	180
4889-1212G.....	212	5054-BRONZE.....	228	5210-1.....	178	5220-2-12.....	176	5270-1-SS-1HS.....	179
4889-126G.....	212	5054-GRAY.....	228	5210-112.....	178	5220-2-18.....	176	5270-2-1HS.....	179
4889-128G.....	212	5054-WHITE.....	228	5210-114.....	178	5220-2-24.....	176	5270-2-2HS.....	180
4889-3410G.....	212	5055-Black.....	228	5210-12.....	178	5220-2-36.....	176	5270-2-1HS.....	179
4889-3412G.....	212	5055-Gray.....	228	5210-2.....	178	5220-3.....	176	5270-2-2HS.....	180
4889-3415G.....	212	5055-White.....	228	5210-212.....	178	5220-34.....	176	5270-2-GB.....	179
4889-3418G.....	212	5056-PRIMER.....	228	5210-3.....	178	5220-4.....	176	5270-2-LR.....	179
4889-3424G.....	212	5056-PRIMER-GAL.....	228	5210-34.....	178	5220-6.....	176	5270-2-PB.....	180
4889-346G.....	212	5056-PRIMER-UP.....	229	5210-4.....	178	5220-8.....	176	5270-2-WH.....	180
4889-348G.....	212	5057-AP-WHITE.....	229	5211-1.....	176	5221-1.....	176	5270-3-1HS.....	179
4889-5812G.....	212	5057-WB-S-20.....	229	5211-112.....	176	5221-112.....	176	5270-3-2HS.....	180
4889-5815G.....	212	5059-USP.....	229	5211-114.....	176	5221-114.....	176	5270-34-1HS.....	179
4889-5818G.....	212	5060.....	229	5211-12.....	176	5221-12.....	176	5270-34-2HS.....	180
4889-586G.....	212	5060-GRAY.....	229			5221-2.....	176	5270-34-LR.....	179
4889-588G.....	212					5221-3.....	176	5270-34-PB.....	180
4890-1212G.....	212					5221-34.....	176	5270-34-SS-1HS.....	179

5270-34-SS-2HS	180	5331	263	5393	265	5423	253	5590	256
5270-3-GB	179	5333-HANDLE	258	5394	265	5424	253	5591	256
5270-3-LR	179	5333-HEAD	258	5395	265	5425	253	5592	256
5270-3-PB	180	5334	261	5396	265	5426	253	5599-1116x1	250
5270-3-WH	180	5334-D	261	5396-1	230	5427	253	5599-112x1	250
5270-4-GB	179	5334-FUNNEL	261	5396-2	230	5428	253	5599-112x2	250
5270-4-LR	179	5334-G	261	5396-3	230	5432-12-12	251	5599-11316x2	250
5270-4-PB	180	5334-GCM	261	5396-6PK	230	5432-12-716	251	5599-114x1	250
5270-4-WH	180	5335	248	5396-CP	230	5441-34AR-6	255	5599-114x2	250
5270-6-LR	179	5336	258	5396-RS-20	231	5442	252	5599-118x1	250
5270-6-PB	180	5337	264	5396-TS-15	231	5444	252	5599-118x2	250
		5338	264	5396-VELCRO	231	5446	252	5599-12x1	250
		5339	264	5396-VELCRO-75	231	5448	252	5599-1316x1	250
		5340	262	5396-WINDER	230	5449	252	5599-1316x2	250
		5340-1	262	5397	265	5452	253	5599-138x1	250
		5341-L-9	263	5397-E2	265	5453-24	253	5599-138x2	250
		5341-LJ-10	263	5398	262	5454	253	5599-1516x1	250
		5341-NN-65	263	5399-1	259	5456	253	5599-1516x2	250
		5341-TG-10	263	5399-2	259	5458	253	5599-158x1	250
		5342	258	5399-3	259	5459-DDKIT-1-68	255	5599-158x2	250
		5343	246	5399-4	259	5460	253	5599-1PIN	250
		5345	183	5399-5	259	5462	253	5599-1PP	250
		5349	247	5399-9	257	5463	253	5599-1x1	250
		5351-10	220	5399-L-13	257	5464	253	5599-1x2	250
		5351-8	220	5399-L-9	257	5466	253	5599-2PIN	250
		5351-CBB	220			5468	253	5599-34x1	250
		5351-CTP	220			5469	253	5599-34x2	250
		5351-EB	220	5400-1116	253	5472	251	5599-58x1	250
		5351-LTB	220	5400-1132	253	5474	251	5599-58x2	250
		5351-WB	220	5400-12	257	5477	251	5599-716x1	250
		5354-8	258	5400-1732	253	5479-34-8	253	5599-716x2	250
		5355	264	5400-1932	253	548	41	5599-78x1	250
		5355-6	264	5400-2764	253	5480	253	5599-78x2	250
		5356-2-4	264	5400-516	253	5482	254	5599-916x1	250
		5358	261	5400-716	253	5489-15-78-138	252		
		5359	266	5400-916	253	5489-316-78	252		
		536	41	5400-F-234	253	5489-34-138	252		
		5360	246	5401-1132x434	251	548B	40	560	41
		5360-AC-15	252	5401-12x6	251	548B-3	43	5600	235
		5360-BP-18	252	5401-1332x514	251	548B-3WH	43	5600-2	235
		5360-FC-18	252	5401-1364x358	251	548BSS	42	5600-20	235
		5360-GRD	252	5401-14x4	251	5490	254	5600-BRACKET	235
		5361-FC-18	251	5401-16-38	251	5491	254	5600-SIGN	235
		5361-GRD	251	5401-18x234	251	5492	254	5602-12-6T	249
		5362-GRD	255	5401-2764x538	251	5493	254	5602-353-156	249
		5363	183	5401-316x312	251	5494	254	5602-353-656	249
		5365-1100W	247	5401-364x134	251			5602-353-956	249
		5365-H-1000W	247	5401-38x5	251			5602-6-6T	249
		5365-H-2000W	247			55		5603-353-123	249
		5366	266	5401-516x412	251	5520	257	5603-353-614	249
		5366-12x4	266	5401-532x318	251	5521	257	5603-6-14T	249
		5366-MAG-16	266	5401-716x512	251	5522	257	5603-6-18T	249
		5367	261	5401-732x334	251	5523	257	5603-6-24T	249
		5367-RM	261	5401-932x414	251	5525	257	5603-8-10T	249
		5368	258	5403-112	249	5527	257	5603-8-14T	249
		5369	266	5403-114	249	5530	256	5603-8-18T	249
		536B	40	5403-118	249	5531	256	560B	40
		536BSS	42	5403-1316	249	5532	256	5610	248
		5370-GRD	252	5403-134	249	5533	256	5610-12354-18	248
		5371	245	5403-138	249	5535	256	5610-3	248
		5373	245	5403-2	249	5537	256	5614-12-18	261
		5374	245	5403-212	249	5539	256	5614-301A	261
		5375	245	5403-34	249	5543	256	5614-F	261
		5376-AIW-38B	245	5403-37155	254	5543-EX	256	5614-FHD	261
		5380-1	265	5403-37156	254	5550-1024	256	5620-14	248
		5381	259	5403-38526	254	5550-1032	256	5620-4	248
		5381-18	259	5403-78	249	5550-1224	256	5620-7	248
		5382-10	267	5403-825-1-1/2	249	5550-632	256	5630-714-24	248
		5382-10D	267	5403-825-1-1/8	249	5550-832	256	5643-7	248
		5382-6	267	5403-825-1-3/4	249	5552	256	5644-1	248
		5382-8	267	5403-825-1-3/8	249	5552-EXT	256	5644-2	248
		5382-CSW-16	267	5403-825-2-1/4	249	5553	256	5644-3	248
		5387-9	259	5403-825-3/4	249	5554	256	5647	248
		5387-CC-11	259	5403-825-7/8	249	5556	256	5649-14	248
		5387-CC-18SP	259	5403-8PC	249	5557	256	5650-CG	248
		5387-CC-6	259	5403-MNRL-38	249	5558	256	5650-FG	248
		5387-SAC-512	259	5403-MNRL-716	249	5570	255	5650-MG	248
		5388	260	5403-MNRLBIT-14	249	5571	255	5662	248
		5390	263	5403-PDB-14	249	5572	255		
		5391	263	5403-PDB-14278	249	5573	255		
		5392	263	5420	253	5580	257	5700	235
				5422	253	5580-1716	257	5702-100LIFELINE	240

Part Index

5702-20RELIFELINE	240	572	41	5758	233	<b>58</b>	5800-WM-2412	81	<b>59</b>	5906-242410	184
5702-33RELIFELINE	240	5721	264	5759-2	194		5805-AMBER	76		5906-242410-WBB	184
5702-50LIFELINE	240	5722-319SS	258	5759-BLANK	194		5805-AMETHYST	76		5906-363616	184
5702-50RELIFELINE	240	5722-37SS	258	5759-FIBER	194		5805-BLUE	76		5935	189
5702-BB-DS-allG	232	572B	40	5760-358-13L	237		5805-COBALT	76		5950-1818-WBB	182
5702-CA-34	232	5746	195	5760-358-13XL	237		5805-GREEN	76		5950-212512-LB	37
5702-CAR-1	233	5750-11	242	5760-358-14L	237		5805-RED	76		5950-242412-THWBB	182
5702-CAR-12	233	5750-2-PW	192	5760-358-14XL	237		5805-WHITE	76		5950-2424-WBB	182
5702-CAR-2	233	5750-2-ST	192	5760-358-15L	237		5815-105	78		5950-303012-THWBB	182
5702-CAR-214	233	5750-34-ST	192	5760-358-15XL	237		5815-107	78		5950-3030-WBB	182
5702-CAR-34	233	5750-3M-BLACK	190	5760-A4-2XL	236		584B	40		5950-303612-THWBB	182
5702-CARA-34	233	5750-3M-BLACK100	190	5760-A4-LG	236		5850-12	76		5950-303618-THWBB	182
5702-CARS-1	233	5750-3M-BLUE	190	5760-A4-MED	236		5850-38	76		5950-3036-WBB	182
5702-CBLSL-6	243	5750-3M-BLUE100	190	5760-A4-SM	236		5850-58	76		5950-307-SB	108
5702-CROSSARMSTRAP	233	5750-3M-BROWN	190	5760-A4-XL	236		5860-16-12	78		5950-363612-THWBB	182
5702-DWJA	232	5750-3M-BROWN100	190	5760-CG-XL	237		5860-16-12T	78		5950-3636-WBB	182
5702-ETLE-L	234	5750-3M-GRAY	190	5760-CH-LG	236		5860-25-PC	78		5950-364812-THWBB	182
5702-ETLE-M	234	5750-3M-GRAY100	190	5760-CH-MED	236		5860-27	78		5950-3648-WBB	182
5702-ETLE-S	234	5750-3M-GREEN	190	5760-CH-SM	236		5860-27T	78		5950-484812-THWBB	182
5702-ETLE-XL	234	5750-3M-GREEN100	190	5760-CH-XL	236		5860-38-PC	78		5950-484816-THWBB	182
5702-FBH	234	5750-3M-ORANGE	190	5760-CK-LG	235		5860-48	78		5950-4848-WBB	182
5702-FBH-SM	234	5750-3M-ORANGE100	190	5760-CK-MED	235		5860-48T	78		5950-CAN-125	189
5702-FBH-XXL	234	5750-3M-RED	190	5760-CLIP	237		5860-50-PC	78		5950-CAN-200	189
5702-FG-RT	235	5750-3M-RED100	190	5760-CW-BR	235		5860-BASE-4	78		5950-CAN-200-LBP	189
5702-FG-BL	219	5750-3M-VIOLET	190	5760-FG	236		5860-BASE-6	79		5950-CORD	183
5702-HELMET	233	5750-3M-VIOLET100	190	5760-WLD-LEFT	237		5863-30	78		5950-FAN	183
5702-HL-100	240	5750-3M-WHITE	190	5760-WLD-LG	237		5863-30T	78		5950-GUARD	183
5702-KP	240	5750-3M-WHITE100	190	5761-XL-Y	241		5890-304P	76		5950-HUB-2	188
5702-LAN	243	5750-3M-YELLOW	190	5764	238		5890-510	77		5950-PLH	183
5702-LAN-126ADJ	243	5750-3M-YELLOW100	190	5764-1	238		5890-511	77		5950-TH	183
5702-LAN-3	243	5750-BARRICADE	242	5765	238		5890-512	77		5950-VENT	183
5702-LAN-6CE	243	5750-BDT-3	242	5765-1	238		5890-513	77		5955-12x12x6	183
5702-LAN-6SH	243	5750-BDT-6	242	5765-BP	238		5890-514	77		5955-12x12x8	183
5702-LAN-6ZSR	243	5750-BDT-TELE	242	5765-CS	239		5890-515	77		5955-18x18x8	183
5702-LAN-TB9	243	5750-BLACK	190	5765-DRB	239		5890-516	77		5955-24x24x12	183
5702-MFPU	234	5750-BLACK-2	190	5765-HHV	238		5890-517	77		5956-12x12x120	189
5702-PA	232	5750-BLACK-75	190	5765-NS	239		5890-518	77		5956-12X12X48	189
5702-RASP-2XL	234	5750-BLK100	190	5765-PCB	239		5890-518P	77		5956-12x12x72	189
5702-RASP-L	234	5750-BLU100	190	5765-SB	238		5890-519	77		5956-12x12x96	189
5702-RASP-M	234	5750-BLUE	190	5766-K	238		5890-520	77		5956-SUPPORT	189
5702-RASP-S	234	5750-BRO100	190	5769	234		5890-521	77		596	41
5702-RASP-XL	234	5750-BROWN	190	5769-1	234		5890-524	77		596B	40
5702-RG-58114	233	5750-BT	242	5770-200	265		5890-525	77		596CC-3WH	43
5702-RRR	232	5750-BUTYL	192	5770-25	265		5890-526	77		596CC-12R	45
5702-SC-2W	242	5750-BUTYL-50	192	5770-300	265		5890-527	77		596CC-20R	45
5702-SH-34	233	5750-CS-1278	191	5770-RM	265		5890-528	77		596CC-45B	45
5702-SHINGLETIE	243	5750-CWP	191	5773	265		5890-529	77		5970-100CB	187
5702-SL-3	243	5750-CWP-3M	191	5773-155-25A	265		5890-530	77		5970-200CB	187
5702-SL-6	243	5750-FISH	191	5773-ECO	265		5890-531	77		5970-3R	188
5702-SOFTSEAT	242	5750-FISH-ADH	191	5775	260		5890-534	77		5970-4	188
5702-SSRA-1	242	5750-FISH-ADH-412	191	5776	193		5890-535	77		5970-4R	188
5702-SSRA-SS	242	5750-GRAY	190	5776-3000	193		5890-536	77		5970-4RLB	188
5702-SSRA-TW	242	5750-GRAY100	190	5777	223		5890-537	77		5970-5	188
5702-TH-35	243	5750-GRE100	190	5777-GAL	223		5890-539	77		5970-5R	188
5702-TOSL-3	243	5750-GREEN	190	5778-QT	223		5890-561	77		5970-6	188
5702-WRG-38	233	5750-MC140	190	5779-100	222		5890-562	77		5970-60CB	187
5703-100	268	5750-OR100	190	5779-150	222		5890-563	77		5970-6R	188
5703-25	268	5750-ORANGE	190	5779-25B	221		5890-564	77		5970-6R-HB	188
5703-50	268	5750-RED	190	5779-8B	221		5890-566	77		5970-C	188
5704	268	5750-RED100	190	5779-RMC	221		5890-567	77		5970-SR	188
5705	195	5750-RWT-112	192	5780-FG	247		5890-568	77		5978-100-612ML	187
5705-1	195	5750-SC-PNK35	190	5780-LK	247		5890-571	77		5978-100CB-2	187
5706-1	195	5750-SF-2	192	5780-OF	247		5890-572	77		5978-100-MCB-2	187
5707	224	5750-SF-34	192	5780-OUT-NW	247		5890-573	77		5978-125-1224ML	187
5708	222	5750-SFTYYEL	242	5780-PT	247		5890-574	77		5978-125-12ML	187
5708-AP50	222	5750-STA-1-4	242	5780-WP	247		5890-576	77		5978-125-24ML	187
5709	166	5750-TEFLON	190	5781-16	247		5890-580PA	77		5978-125-MCB-2	187
5710	166	5750-TT	190	5781-20	247		5890-611SP	77		5978-15CB-1	187
5711	268	5750-VIO100	190	5781-32	247		5890-616P	77		5978-200-12ML	187
5712	268	5750-VIOLET	190	5781-40	247		5890-667P	77		5978-200-30ML	187
5713	268	5750-WH100	190	5781-SAFETY-EXT	247		5890-742	77		5978-200-MCB-2	187
5713-CP	268	5750-WHITE	190	5782-12	247		5890-743	77		5978-20CB-1	187
5715-ATBCL1	257	5750-WHITE-2	190	5782-6	247		5890-9509VI	77		5978-20CB-2	187
5715-ATBCL2	257	5750-YEL100	190	5782-8	247		5890-9557PA	77		5978-20TCB	187
5715-DOLLY	267	5750-YELLOW	190	5786	226		5890-955P	77		5978-30CB-1	187
5715-DRIVER	261	5751-1814	190	5791-12	174		5890-955V1	77		5978-30CB-2	187
5715-RT	267	5751-316112	190	5796-XL	235		5890-956P	77		5978-40CB-2	187
5715-STAND	267	5751-38316	190	5797	232		5890-9605P	77		5978-50CB-2	187
5715-TLP218	139	5752-20-40	192	5799	167		5890-9605V1	77		5978-60CB-2	187
5716	226	5753	190								
5719-3	222	5757-9	266								

5978-GTS-15.....	188	<b>69</b>	7000-3822-1-36T.....	100	7000-3832-PF-11.....	98	832-12.....	50
5978-GTS-7.....	188	696.....	7000-3822-1-48.....	93	7000-3832-PF-12.....	98	832-12-316.....	50
5979-100-FD-3R.....	187	696B.....	7000-3822-1-48T.....	100	7000-3832-PF-12T.....	102	832-12T.....	50
5979-200-FD-3R.....	187	696BCC-3WH.....	7000-3822-151-18.....	93	7000-3832-PF-13.....	98	832-38.....	50
5979-DH-114.....	187		7000-3822-151-18T.....	101	7000-3832-PF-14.....	98	832-38-316.....	50
5979-DH-2.....	187	<b>7</b>	7000-3822-15-12T.....	100	7000-3832-PF-15.....	98	832-38T.....	50
5979-F-100-250V.....	187		7000-3822-15-18T.....	100	7000-3832-PF-16.....	98	832-58.....	50
5979-F-200-250V.....	187	<b>70</b>	7000-3822-15-20T.....	100	7000-3832-PF-17.....	98	832-58T.....	50
5981-LO-112DIT.....	183		7000-3822-15-24T.....	100	7000-3832-PF-18.....	98	839-12.....	50
<b>6</b>			7000-3822-15-36T.....	100	7000-3832-PF-19.....	98	839-38.....	50
<b>60</b>			7000-3822-15-48T.....	100	7000-3832-PF-20.....	98	839-58.....	50
60-105.....	38		7000-3822-1-60.....	100	7000-3832-PF-4.....	98	839E-12.....	50
<b>61</b>			7000-3822-3-15.....	94	7000-3832-PF-4T.....	102	839E-38.....	50
6100-3460-ACCESSORY.....	174		7000-3822-3-15T.....	101	7000-3832-PF-5.....	98	839S-12.....	50
6100-3640-150.....	174		7000-3822-3-19.....	94	7000-3832-PF-6.....	98	839S-38.....	50
6100-3640-MANUAL.....	174		7000-3822-3-19T.....	101	7000-3832-PF-6T.....	102	839S-58.....	50
6100-4620-300.....	174		7000-3822-3-23.....	94	7000-3832-PF-7.....	98	<b>84</b>	
6100-4620-500.....	174		7000-3822-3-23T.....	101	7000-3832-PF-8.....	98	840-12.....	50
6100-4630-500.....	174		7000-3822-33-12.....	99	7000-3832-PF-8T.....	102	840-12T.....	50
6100-6416.....	174		7000-3822-33-12T.....	99	7000-3832-PF-9.....	98	840-38.....	50
6100-6417.....	174		7000-3822-33-18.....	90	7000-3832-PF-9T.....	102	840-38T.....	50
6100-6471-300WP.....	174		7000-3822-33-18T.....	99	7000-3833-PF-10T.....	102	840-58.....	50
6100-675.....	174		7000-3822-33-20T.....	99	7000-3833-PF-14T.....	102	840-58T.....	50
6100-PROBE.....	174		7000-3822-33-24.....	90	7000-3833-PF-20T.....	102	840-ARB-12.....	51
6120CC-45B.....	45		7000-3822-33-24.....	90	7000-3833-PF-8T.....	102	840-ARB-38.....	51
<b>62</b>			7000-3822-33-24TRC.....	103	7000-3833-PFD-10T.....	102	840-ARB-58.....	51
624.....	41		7000-3822-33-30.....	90	7000-3833-PFD-14T.....	102	843-12.....	51
624B.....	40		7000-3822-33-30.....	90	7000-3833-PFD-8T.....	102	843-38.....	51
<b>63</b>			7000-3822-33-36T.....	99	7000-3835-47-12.....	84	843-58.....	51
636.....	41		7000-3822-33-48.....	90	7000-3835-5-12.....	95	845-12.....	52
636B.....	40		7000-3822-33-48T.....	99	7000-3835-5-24.....	95	845-38.....	52
<b>64</b>			7000-3822-33-6.....	90	7000-3835-5-30.....	95	845-58.....	52
648.....	41		7000-3822-33-6T.....	99	7000-3835-5-60.....	95	849-12.....	59
648B.....	40		7000-3822-33-6T.....	99	7000-3835-MHO-12.....	95	849-121.....	59
<b>65</b>			7000-3822-33-8.....	90	7000-3835-MHO-30.....	95	849-12-SS.....	59
6500-12.....	16		7000-3822-3-9.....	94	7000-3836-33-12.....	96	849-12T.....	59
6501-DFC-158.....	16		7000-3822-3-9T.....	101	7000-3836-5-24.....	96	849-38.....	59
6501-DFC-158A.....	16		7000-3822-5-10.....	91	7000-3836-5-48.....	96	849-38T.....	59
6501-DFC-78.....	16		7000-3822-5-10.....	91	7000-3837-33-36.....	96	849-58.....	59
6501-DFC-78A.....	16		7000-3822-5-11.....	91	7000-3837-5-36.....	96	849-581.....	59
6501-DMC-12.....	16		7000-3822-5-11.....	91	7000-3838.....	83	849BM-12.....	59
6501-DMC-716.....	16		7000-3822-5-12.....	91	7000-3840-5-24.....	96	849BM-12-SS.....	59
6501-DMRA-12.....	16		7000-3822-5-16.....	91	7000-3842.....	83	<b>85</b>	
6501-DMS-12.....	16		7000-3822-5-16.....	91	7000-3844.....	82	85.....	124
6501-NFC-12.....	16		7000-3822-5-18.....	91	7000-3852.....	97	85-12.....	52
6501-NFSFC-12.....	16		7000-3822-5-18.....	91	7000-3852-12.....	97	850-12.....	52
6501-NMC-12.....	16		7000-3822-5-84.....	91	7000-3852-18.....	97	850-38.....	52
6501-NMC-LMR400.....	16		7000-3822-5-20.....	91	7000-3853.....	97	850-58.....	52
6501-NMFC-12.....	16		7000-3822-5-24.....	91	7000-3853-12.....	97	852-12.....	52
652-11.....	262		7000-3822-5-24.....	91	7000-3853-18.....	97	852-2S-12.....	52
652-22.....	262		7000-3822-5-48.....	91	7000-3854.....	97	852-2S-38.....	52
652-23.....	262		7000-3822-5-60.....	91	7000-3854-18.....	97	852-38.....	52
652-24.....	262		7000-3822G-33-20.....	104	7000-3890.....	97	852-58.....	52
652-25.....	262		7000-3822G-33-20-210.....	104	<b>74</b>		853-12.....	52
652-26.....	262		7000-3822G-51-12.....	103	748.....	44	853-38.....	52
652-26.....	262		7000-3822G-51-18.....	103	<b>77</b>		854-12T.....	51
652-28.....	262		7000-3822G-51-20.....	103	771.....	43	854-38T.....	51
652-29.....	262		7000-3822G-51-24.....	103	772.....	43	854-58T.....	51
65PLUSF20.....	165		7000-3831-PF-26.....	98	<b>79</b>		855-12T.....	51
<b>66</b>			7000-3832-1-12.....	94	7900.....	232	855-58T.....	51
660.....	41		7000-3832-1-12T.....	101	7900G-WW14-48.....	244	858-12-114-2.....	53
660B.....	40		7000-3832-1-18.....	94	<b>8</b>		858-12-2-212.....	53
661CC.....	43		7000-3832-1-24.....	94	<b>81</b>		858-38-2-212.....	53
<b>67</b>			7000-3832-1-48.....	94	817-12.....	49	<b>87</b>	
672.....	41		7000-3832-1-48T.....	94	817-12-316.....	49	87.....	124
672B.....	40		7000-3832-5-12.....	95	817-12T.....	49	<b>88</b>	
672BSS.....	42		7000-3832-5-12.....	95	817-38.....	49	888-12.....	55
<b>68</b>			7000-3832-5-20.....	95	817-38-316.....	49	888-38.....	55
684.....	41		7000-3832-5-24.....	95	817-38T.....	49	888-58.....	55
684B.....	40		7000-3832-5-36.....	95	817-58.....	49	<b>89</b>	
68A.....	61		7000-3832-5-48.....	95	817-58T.....	49	89.....	124
			7000-3832-PF-10.....	98	<b>83</b>		<b>9</b>	
			7000-3832-PF-10T.....	102	83.....	124	<b>90</b>	

900.....	60	91-2.....	124	9455.....	218	A1330.....	55	A1930-12-12.....	48
900-1.....	60	91-2-20GA.....	124	9458.....	244	A1331.....	55	A1930-12-58.....	48
900-2.....	61	9129.....	229	9458-CONE.....	244	A1332.....	55	A1930-58-58.....	48
900-2T.....	61	9129-1.....	229	9458-FENCE.....	232	A1334.....	55	A1950-12-12.....	49
900T.....	60	9129-18-RED.....	229	9458-PFM-RY.....	244	A1372.....	142	A1950-12-58.....	49
901.....	129	9129-B.....	229	9458-TCC-OW.....	244	A1373.....	142	A1950-58-12.....	49
901G.....	129	91-3-20GA.....	124	9458-TCCRB-30.....	244	A1374.....	142	A1950-58-58.....	49
901GT.....	129	91-4.....	124	9459.....	216	A1380-114-2.....	142		
901T.....	129	91-4-20GA.....	124	9460.....	217	A1380-212-334.....	142	<b>A2</b>	
902.....	61	91-6.....	124	9480.....	269	A1380-2-212.....	142	A219-400.....	39
902-316.....	61	91-6-24GA.....	124	9487-ATC.....	215	A1380-312-434.....	142	A2300.....	57
9028-1.....	212	917.....	62	9487-ATM.....	215	A1380-34-114.....	142	A2310.....	58
9028-12.....	201	917-1.....	62	9487-GM-BLK.....	215	A1380-412-634.....	142	A2310-HWKIT.....	58
9028-14.....	201	917-316.....	62	9490-BARRICADE.....	232	A1390-1034-1234.....	143	A231-400.....	39
9028-156.....	201	9175.....	268	9490-OSHA.....	240	A1390-1034-1234-316.....	143	A2350.....	58
9028-24.....	201	9182-PTJ.....	226	9490-OSHA-SP.....	240	A1390-114-2.....	143	A2380-12.....	59
9028-36.....	201	9195.....	231			A1390-114-2-316.....	143	A2380-58.....	59
9028-72.....	201	9195-1.....	231	<b>95</b>		A1390-212-334.....	143	A2385-12.....	59
9029ZPS-516.....	201	9195-10717.....	231	951.....	130	A1390-212-334-316.....	143	A2385-58.....	59
902T.....	61	9195-19G-CL.....	231	951-2.....	130	A1390-2-212.....	143	A2410.....	71
9040-242.....	225	9195-37G.....	231	951-25.....	130	A1390-2-212-316.....	143	A2425.....	71
9040-745.....	226	9195-9744.....	231	951-3.....	130	A1390-312-434.....	143	A2450.....	72
9040-AEAP-WH.....	226	9195-S.....	231	951-35.....	130	A1390-312-434-316.....	143	A2453.....	72
9040-B2.....	226	9195-S-1.....	231	951-4.....	130	A1390-34-114.....	143	A2460.....	72
9040-B4.....	226	<b>92</b>		951-5.....	130	A1390-34-114-316.....	143	A2472-12.....	73
9040-C4.....	226	9203-15-CLEAR.....	241	951-6.....	130	A1390-412-634.....	143	A2472-316.....	73
9040-C9.....	226	9203-15-CLEAR-1.5.....	241	952S.....	60	A1390-412-634-316.....	143	A2472-S5E.....	73
9040-CAN-1QT.....	226	9203-15-HY-CL.....	241	952SBM.....	64	A1390-712-834.....	143	A2472-S5N-M.....	73
9040-CANLID-1QT.....	226	9203-15-HY-CL.....	241	<b>96</b>		A1390-712-834-316.....	143	A2472-S5U-M.....	73
9040-H4.....	226	9203-15-HY-GRY.....	241	960.....	65	A1390-834-1034.....	143	A2473-118.....	73
9040-H9.....	226	9203-15-SIDE.....	241	961-10.....	127	A1390-834-1034-316.....	143	A2473-2S-118.....	73
9040-HH.....	226	9203-15-SMOKE.....	241	961-2.....	127	A1391-114-2.....	144	A2473-2S-58.....	73
9040-HIHEAT-BLACK.....	226	9219.....	221	961-20.....	127	A1391-212-334.....	144	A2473-58.....	73
9040-HIHEAT-BL-GAL.....	226	9219-1.....	221	961-250.....	127	A1391-2-212.....	144	A2474.....	72
9040-HPEW.....	226	9219-WO.....	221	961-30.....	127	A1391-312-434.....	144	A2475.....	73
9040-M.....	226	922.....	62	961-4.....	127	A1391-34-114.....	144	A2510.....	71
9040-PB6.....	226	9227.....	223	961-500.....	127	A1391-34-114-316.....	145	A2515.....	71
9040S-BLUE.....	226	922T.....	62	961-6.....	127	A1391-412-634.....	144	A2515-9.....	71
9040S-ORANGE.....	226	925.....	62	961-750.....	127	A1393-34-114.....	146	A2515-BR-2.....	71
9040S-RED.....	226	925-316.....	62	9670-S2P.....	220	A14-100.....	38	A2520.....	71
9040S-YELLOW.....	226	9260.....	215	9683-aIlG.....	222	A1410-12.....	56	A2710.....	60
9040-TL.....	226	927.....	62	9683-IC-45B.....	222	A1420-12.....	56	<b>A4</b>	
9040-TRAY.....	226	927-316.....	62	9683-IC-45T.....	222	A14-500.....	38	A400-BT.....	46
9041-61.....	225	9277.....	222			A1455-12.....	56	A400-BT-FH.....	46
9041-BLACK.....	225	929-1.....	64	<b>99</b>		A1505.....	65	A400-FH.....	46
9041-BLUE.....	225	929-1-316.....	64	990.....	129	A1510.....	65	A400-SB.....	46
9041-GALV-B.....	195	929-5.....	64	<b>A</b>		A1515.....	65	A40-100.....	38
9041-GALV-C.....	195	929-5-316.....	64	<b>A1</b>		A1535.....	65	A410.....	42
9041-GALV-C-GAL.....	195	929-5LH-12.....	64	A1003.....	66	A1545.....	66	A410B.....	42
9041-GREEN.....	225	<b>93</b>		A1005.....	67	A1600-12.....	57	A410B-S9.....	44
9041-M-ORNG.....	224	9309.....	194	A1005-316.....	67	A1600-58.....	57	A412.....	42
9041-M-PINK.....	224	932.....	63	A1008.....	67	A1620-12.....	57	A412B.....	42
9041-M-WHITE.....	224	933.....	63	A1008-316.....	67	A1620-58.....	57	A412B-S9.....	44
9041-ORANGE.....	225	935.....	63	A1010.....	67	A1625-12.....	57	A418.....	42
9041-PRIMER.....	225	935T.....	63	A1020.....	67	A1625-58.....	57	A418B.....	42
9041-PRIMER-ETCH.....	225	936.....	63	A1020-316.....	67	A1630-12.....	56	A418B-S9.....	44
9041-RED.....	225	936-316.....	63	A1021.....	68	A1630-58.....	56	A424.....	42
9041-ST-YEL.....	225	938.....	63	A1030.....	68	A1640-1034-1234.....	54	A424B.....	42
9041-WHITE.....	225	<b>94</b>		A1110.....	127	A1640-114-2.....	54	A424B-S9.....	44
9041-YELLOW.....	225	940.....	64	A1110-1.....	127	A1640-212-334.....	54	A4320-12.....	201
9042-1-WHITE.....	224	940-316.....	64	A1112.....	128	A1640-2-212.....	54	A4320-18.....	201
9042-BLUE.....	224	940-5.....	130	A1114.....	62	A1640-312-434.....	54	A4320-24.....	201
9042-GREEN.....	224	940T.....	64	A1140.....	62	A1640-34-114.....	54	A4320-30.....	201
9042-ORANGE.....	224	9415-MT.....	224	A1140-316.....	62	A1640-412-634.....	54	A4320-36.....	201
9042-RED.....	224	94-2.....	124	A119-500.....	38	A1640-712-834.....	54	A4320-4.....	201
9042-WHITE.....	224	944.....	64	A1200.....	68	A1640-834-1034.....	54	A4320-72.....	201
9042-YELLOW.....	224	9442.....	217	A1201.....	68	A1670-12.....	57	A436.....	42
9045.....	244	9443.....	214	A1209.....	68	A1670-58.....	57	A436B.....	42
905.....	61	9444.....	217	A124-500.....	38	A1704.....	47	A448.....	42
905-2.....	129	9445.....	217	A1246.....	69	A1705.....	47	A448B.....	42
905-316.....	61	9445-1.....	217	A1248.....	69	A1709.....	47	A460.....	42
905T.....	61	9445-55.....	217	A1250.....	69	A1710.....	47	A460B.....	42
9060.....	201	9447.....	214	A1260.....	69	A1710-1.....	47	A472.....	42
9060-14.....	201	9448.....	218	A126-500.....	38	A1715.....	47	A4720.....	206
9061.....	201	9449.....	214	A1270.....	69	A1715-1.....	47	A472B.....	42
9090.....	36	9450.....	218	A1272.....	69	A1751-1.....	47	A484B.....	42
9090-RX1200.....	36	9451.....	218	A1279.....	69	A1752-1.....	47	A496B.....	42
90PLUSF20.....	165	9452.....	214	A128-500.....	38	A1775.....	48	<b>A5</b>	
<b>91</b>				A1310.....	136	A1815.....	47	A500-FH.....	46
910.....	61					A1920.....	48		

A500-SB	46	A858-58-114-2	53	B-399-A	164	FENPIPE-114-T	244	GTC-161H	149
A510	42	A858-58-2-212	53	B-399-ES	164	FENPIPE-BS-114-40	244	GTC-161L	149
A510B	42	A888-12	55	<b>BA</b>		FENPIPE-BS-2-10	244	GTC-161T	149
A512	42	A888-58	55	BATTERY-357	219	FENPIPE-BS-212-40	244	GTC-161V	149
A512B	42	<b>A9</b>		BATTERY-389	219	FENPIPE-BS-2-40	244	GTC-162C	149
A518	42	A900	60	BATTERY-9V	219	<b>FL</b>		GTC-162G	149
A518B	42	A900-2	61	BATTERY-AA	219	FLAG-TAPE-GREEN	223	GTC-162Q	149
A524	42	A902	61	BATTERY-AAA	219	FLAG-TAPE-PINK	223	GTC-168C	149
A524B	42	A902-316	61	BATTERY-AAAA	219	FLAG-TAPE-RED	223	GTC-168N	149
A536	42	A905	61	BATTERY-CR2032	219	FLAG-TAPE-YELLOW	223	GTC-181G	149
A536B	42	A910	61	BATTERY-CR2430	219	<b>G</b>		GTC-181H	149
A548	42	A917	62	BATTERY-D	219	<b>GL</b>		GTC-181L	149
A548B	42	A922	62	<b>BI</b>		GLC-CE1G	147	GTC-181T	149
A560	42	A925	62	BIN-BLUE-LG	220	GLC-CE1T	147	GTC-181V	149
A560B	42	A925-316	62	BIN-BLUE-MED	220	GLC-CE1V	147	GTC-182C	149
A572B	42	A929-1	64	BIN-BLUE-SM	220	GLC-CE2G	147	GTC-182G	149
A5780	247	A929-1-316	64	BIN-BLUE-ST	220	GLC-DE2Q	147	GTC-182L	149
A5805-COBALT	76	A932	63	BIN-BLUE-ST-1	220	<b>GM</b>		GTC-182LW	149
A5805-EMERALD	76	A933	63	BIN-BUDDIES	220	GMR-181T	147	GTC-182Q	149
A5805-RUBY	76	A935	63	BIN-YEL-LG	220	GMR-181V	147	GTC-182QW	149
A5805-WHITE	76	A936	63	BIN-YEL-MED	220	GMR-182C	147	GTC-182V	149
A584B	42	A936-316	63	BIN-YEL-SM	220	GMR-182Q	147	GTC-183Q	149
A5850-12	76	A938	63	<b>BL</b>		<b>GP</b>		GTC-188C	149
A5850-58	76	A940	64	BLP-NH-TOOLKIT	262	GPR-182C	147	GTC-188N	149
A5860-16-12	78	A940-316	64	<b>BO</b>		GPR-182Q	147	GTC-332Q	149
A5860-27	78	A944	64	BOTTLE-JACK	216	GPR-331V	147	GTC-332V	149
A5860-48	78	<b>AG</b>		<b>C</b>		GPR-332Q	147	GTP-181G	149
A5860-BASE-4	78	AGXZ+15FTF-A	75	<b>C-</b>		<b>GR</b>		GTP-181H	149
A5860-BASE-6	79	<b>AI</b>		C-120J	164	GR1-141L	163	GTP-181K	149
A5863-30	78	allG-BUCKET	268	<b>C2</b>		GR1-161G	163	GTP-331G	149
A596B	42	allG-HW-BUCKET	268	C2515	71	GR1-161V	163	GTP-331H	149
<b>A6</b>		<b>AP</b>		<b>C8</b>		GR1-162C	163	GTT-14A1G	149
A68A	61	APG-BNFM-090	75	C852-12	52	GR1-162Q	163	GTT-161G	149
<b>A7</b>		<b>B</b>		C852-38	52	GR1-181G	163	<b>GY</b>	
A772	43	B-112	166	<b>CC</b>		GR1-181L	163	GYE-161T	150
<b>A8</b>		<b>B1</b>		CCSW-1	79	GR1-181V	163	GYE-161V	150
A817-12	49	B-133-168	166	CCSW-1/0	79	GR1-182C	163	GYE-162C	150
A817-12-316	49	B-133-1H	166	CCSW-2	79	GR1-182Q	163	GYE-162G	150
A817-12-3W	49	B-133-1L	166	CCSW-250	79	GRC-161T	148	GYE-162Q	150
A817-12-U	49	B-133-1V	166	<b>CS</b>		GRC-162C	148	GYE-168C	150
A817-58	49	B-133-2C	166	CSH-14GAG-416.5	179	GRC-162G	148	GYE-168D	150
A817-58-U	49	B-133-2Q	166	CSH-14GAG-417	179	GRC-162Q	148	GYE-181K	150
A832-12	50	B-136A	166	CSP-18GAG-44-114	179	GRC-168C	148	GYE-181L	150
A832-58	50	B-136B	166	CSP-18GAG-475-114	179	GRC-169C	148	GYE-181T	150
A839-12	50	B-140-A	167	CSP-18GAG-66-112	179	GRC-181H	148	GYE-182C	150
A839-58	50	B-143-A	167	CSP-18GAG-66-2	179	GRC-181L	148	GYE-182G	150
A839E-12	50	B-143-B	167	CSP-18GAG-88-112	179	GRC-181T	148	GYE-182GW	150
A839E-58	50	B-144-A	167	<b>D</b>		GRC-181V	148	GYE-182L	150
A839S-12	50	B-144-C	167	DEGREASER	215	GRC-182Q	148	GYE-182Q	150
A839S-58	50	B-158	164	<b>DI</b>		GRC-188C	148	GYE-182QW	150
A840-12	50	B-160-V	164	DISC-5320-AG	245	GREASE-GUN	269	GYE-188N	150
A840-58	50	<b>B1</b>		DISC5330-151-9D	263	GREASE-HOSE	269	GYE-332C	150
A840-ARB-12	51	B161-2Q	138	DISC9195-27G	231	GREASE-RED	269	GYE-332G	150
A840-ARB-58	51	B162-2Q	138	DISCPTC-1G2G	154	GREASE-WHITE	269	GYE-332Q	150
A843-12	51	B164-2Q	138	<b>DT</b>		GRT-161G	148	GYE-372Q	150
A843-12-316	51	B165	138	DTK-120HW	75	GRT-161H	148	GYJ-183Q	150
A843-58	51	B166	138	<b>F</b>		GRT-181G	148	GYP-16005M	150
A845-12	52	<b>B3</b>		FENPIPE-114-45	244	GRT-181H	148	GYP-16006M	150
A845-58	52	B321-30	166	FENPIPE-114-90	244	<b>GS</b>		GYP-18009M	150
A849-12	59	<b>B-</b>		<b>FE</b>		GSC-162G	148	GYR-181H	150
A849-121	59	B-396	164	FENPIPE-114-45	244	GSC-2Q003	148	<b>H</b>	
A849-12-SS	59			FENPIPE-114-90	244	GSC-8C001	148	<b>HA</b>	
A849-58	59	<b>B1</b>		<b>GT</b>		<b>GT</b>		HAA-1G	151
A849-581	59	B161-2Q	138	GT1-161L	163	GT1-161V	163	HAA-1H	151
A850-12	52	B162-2Q	138	GT1-162C	163	GT1-162C	163	HAA-1H-350C	151
A850-58	52	B164-2Q	138	GT1-162G	163	GT1-162Q	163	HAA-1L	151
A852-12	52	B165	138	GT1-181G	163	GT1-181G	163	HAA-1T	151
A852-2S-12	52	B166	138	GT1-181L	163	GT1-181L	163	HAA-1T-162C	151
A852-2S-58	52	<b>B3</b>		GT1-181V	163	GT1-182C	163	HAA-1V	151
A852-58	52	B-396	164	GT1-182C	163	GT1-182Q	163	HAA-1V-162C	151
A853-12	52	<b>B-</b>		GT1-182G	163	<b>HC</b>		HAA-1V-7C	151
A853-58	52	B321-30	166	<b>HC</b>				HAA-1Y	151
A854-12	51							HAA-8N	151
A854-58	51							HAC-1H013	151
A855-12	51							HAH-2Q-350C	151
A855-58	51							HAH-2Q8C	151
A858-12-114-2	53								
A858-12-2-212	53								

**Part Index**

P: 800.950.7960 | [sales@allGfab.com](mailto:sales@allGfab.com)

HCA-1T.....151  
HCA-1V.....151

**HE**  
HEADLAMP.....239

**HP**  
HP-58-5.....221

**HS**  
HSC-2C.....151  
HSC-2G.....151  
HSC-2L.....151  
HSC-2LW.....151  
HSC-2Q.....151  
HSC-2V.....151  
HSC-8C.....151

**HT**  
HTC-2Q.....152  
HTC-8D.....152

**I**

**IN**  
INVERTER.....250  
INVERTER KIT.....250  
INVERTER-HWKIT.....250

**IS**  
IS-75F-C1.....75  
IS-B50LN-C0.....75

**IX**  
IX-1T.....75  
IX-2T.....75

**L**

**L-**  
L-159.....164  
L-160.....164

**LE**  
LEC-2Q009.....152  
LEC-8C002.....152  
LETTERS-EMPG-38B.....85  
LEU-228-20ga.....152

**LJ**

LJC-2V001.....152  
LJC-CE1T.....152  
LJC-CE2C.....152  
LJC-EG1G.....152  
LJC-EG1T.....152  
LJC-EG1V.....152  
LJC-EG2C.....152  
LJC-EG2G.....152  
LJC-EG2L.....152  
LJC-EG2Q.....152  
LJC-EG2V.....152

**LU**  
LUG-HWKIT-3812.....117

**M**

**M2**  
M2.....75  
M2A20.....75  
M2C.....75  
M2T.....75

**M4**  
M4-EX.....75

**M8**  
M8-AV.....75  
M8AVPRO.....75  
M8-EX.....75

**MA**  
MARK-FLAG-ORANGE.....223

**MD**  
MDS+24-F-F.....75

**N**

**NC**  
NCR-161T.....152  
NCR-182C.....152  
NCR-182Q.....152  
NCR-182V.....152

**ND**  
NDF-182L.....153  
NDR-161T.....153  
NDR-181T.....153

**NX**

NX1-141G.....164  
NX1-141L.....164  
NX1-161G.....164  
NX1-161L.....164  
NX1-181G.....164  
NX1-181L.....164  
NX1-181V.....164

**O**

**OI**  
OIL-2CYCLE.....217  
OIL-2CYCLE-TRU.....217

**P**

**PA**  
PAINT-STRAINER.....225

**PB**

PB13ST-2L-LH.....156  
PB13ST-2L-RH.....156  
PB13ST-2Q-LH.....156  
PB13ST-2Q-RH.....156

**PC**

PCC-1H1H.....153  
PCC-1T1T.....153  
PCC-1V1H.....153  
PCC-2G1T.....153  
PCC-2G2G.....153  
PCC-2Q1G.....153  
PCC-2Q1V.....153  
PCC-2Q2Q.....153  
PCC-3Q3Q.....153

**PG**

PGC-14C41212-MPG.....85  
PGC-14C412-MGP.....85  
PGC-14C412-MPG.....85  
PGC-14C412-SPG.....85  
PGC-14C412-SUPGP.....85  
PGC-14C41834-MPG.....85  
PGC-14C424-MGP.....85  
PGC-14C513-MGP.....85  
PGC-14C513-MPG.....85  
PGC-14C519-MGP.....85  
PGC-14C519-MPGP.....85  
PGC-14C519-SPG.....85  
PGC-14C519-SUPGP.....85  
PGC-14C525-MGP.....85  
PGC-14C525-MPG.....85  
PGC-14C525-SPG.....85  
PGC-14C549-MPG.....85  
PGC-14C614-MGP.....85  
PGC-14C725-GBB.....85  
PGC-14C814-4MH316.....85  
PGC-14C814-EMPGS.....85  
PGC-14C814-MGP.....85

PGC-14C814-SPG.....85  
PGC-14C814-SUPGP.....85  
PGC-14C814-TRANS.....85  
PGC-14C822-MGP.....85  
PGC-14G814-EMPG.....85  
PGC-14G814-MGP.....85  
PGC-14G814-MPG.....85  
PGC-14G814-MPGP.....85  
PGC-14G814-SPG.....85  
PGC-14G814-SPGP.....85  
PGC-NEXCOM-MGP.....86  
PGC-NEXCOM-MPGP.....86  
PGC-NEXCOM-SPGP.....86  
PGC-NEXCOM-SUPGP.....86  
PGT-1D1D.....153  
PGT-1G1G.....153  
PGT-1H1H.....153

**PH**

PHJ-2Q2Q.....153  
PHJ-8K8K.....153  
PHR-1T1T.....153  
PHR-1V1V.....153  
PHR-2C2C.....153  
PHR-2L2L.....153

**PL**

PLUSCU2L6.....165  
PLUSCU2RLD6.....165  
PLUSCULDQC.....165  
PLUSCU-USED.....165

**PT**

PTC-1G1G.....154  
PTC-1H1H.....154  
PTC-1L1L.....154  
PTC-1T1H.....154  
PTC-1T1T.....154  
PTC-1V1V.....154  
PTC-2C1T.....154  
PTC-2C2C.....154  
PTC-2G1T.....154  
PTC-2G1V.....154  
PTC-2G2G.....154  
PTC-2G8C.....154  
PTC-2G8D.....154  
PTC-2L2L.....154  
PTC-2Q1T.....154  
PTC-2Q1V.....154  
PTC-2Q2C.....154  
PTC-2Q2Q.....154  
PTC-2Q2QW.....154  
PTC-2Q8C.....154  
PTC-2Q8D.....154  
PTC-2Q8K.....154  
PTC-3Q2Q.....154  
PTC-3Q8D.....154  
PTC-3Q8K.....154  
PTC-8C8C.....154  
PTC-8D8D.....154  
PTC-8K8K.....154  
PTD-3Q3Q.....154

**R**

**RD**  
RDC-531H.....155  
RDH-542Q.....155  
RDM-522L.....155  
RDM-522Q.....155  
RDM-532Q.....155

**RE**  
REBAR-TIE.....230

**RJ**

RJC-531T.....155  
RJC-532Q.....155  
RJC-541L.....155  
RJC-542Q.....155

RJE-572Q.....155  
RJE-592G.....155  
RJE-592Q.....155

**RR**

RRA-521T.....155  
RRA-531H.....155  
RRA-561T.....155  
RRC-532Q.....155  
RRH-542Q.....155  
RRH-562Q.....155

**RT**

RTH-552G.....155  
RTH-552Q.....155  
RTH-562G.....155  
RTH-572Q.....155

**S**

**S0**  
S09F.....167

**S4**  
S429F2E16.....167  
S429F2J16.....167  
S429F2S16.....167

**SA**

SAFETY-VEST-2XL.....241  
SAFETY-VEST-3XL.....241  
SAFETY-VEST-L.....241  
SAFETY-VEST-MED.....241  
SAFETY-VESTWP-2X.....241  
SAFETY-VESTWP-3X.....241  
SAFETY-VESTWP-L.....241  
SAFETY-VESTWP-M.....241  
SAFETY-VESTWP-XL.....241  
SAFETY-VEST-XL.....241

**SH**  
SHOPHEATER.....166

**SS**

SSC-1H.....156  
SSC-1V.....156  
SSC-2C.....156  
SSC-2G.....156  
SSC-2G1T.....156  
SSC-2L.....156  
SSC-2LW.....156  
SSC-2Q.....156  
SSC-2Q8K.....156  
SSC-2QW.....156  
SSC-2V.....156  
SSC-3H.....156  
SSC-3Q.....156  
SSC-8D.....156  
SSC-8F.....156  
SSC-8K.....156  
SST-1K.....156  
SST-1T.....156  
SST-1V.....156

**ST**  
STAPLE-T50.....245

**SV**  
SVR-2Q8D.....156

**T**

**T-**  
T-313.....166  
T-314.....166  
T-320.....166  
T-320A.....166  
T-320-CAD.....166  
T-394.....166  
T-403.....167

**TA**

TAC-1D1D.....157  
TAC-1G1G.....157  
TAC-1L1L.....157  
TAC-1T1T.....157  
TAC-1T1V.....157  
TAC-1T9F.....157  
TAC-1V1V.....157  
TAC-2C1V.....157  
TAC-2C2C.....157  
TAC-2G1H.....157  
TAC-2G1V.....157  
TAC-2G2G.....157  
TAC-2G8D.....157  
TAC-2G8N.....157  
TAC-2L2L.....157  
TAC-2L2LW.....157  
TAC-2L8C.....157  
TAC-2Q1H.....157  
TAC-2Q1T.....157  
TAC-2Q1V.....157  
TAC-2Q1VW.....157  
TAC-2Q2C.....157  
TAC-2Q2G.....157  
TAC-2Q2L.....157  
TAC-2Q2LW.....157  
TAC-2Q2Q.....157  
TAC-2Q2QW.....157  
TAC-2Q8C.....157  
TAC-2Q8D.....157  
TAC-2Q8N.....157  
TAC-2V1V.....157  
TAC-2V2C.....157  
TAC-2V2G.....157  
TAC-2V2V.....157  
TAC-3D3D.....157  
TAC-3H3H.....157  
TAC-3Q2C.....157  
TAC-3Q2Q.....157  
TAC-3Q2QW.....157  
TAC-3Q3Q.....157  
TAC-8C8C.....157  
TAC-8D8D.....157  
TAC-8D8N.....157  
TAC-8K8K.....157  
TAC-8N8N.....157  
TAC-9C9C.....157  
TAC-9F9F.....157  
TAP-PASTE.....230  
TARP-BL.....241

**TC**  
TCR-2Q2Q.....158

**TH**

THOR-120/240-IU.....74  
THOR-120/240-WTU.....74  
THOR-FMP.....74

**TI**

TIEWIRE.....230

**TO**

TOOL-BUCKET.....268  
TOOL-BUCKET-1.....268  
TOOL-BUCKET-LID.....268  
TOOL-BUCKET-LID-1.....268

**TR**  
TR-RAMPJACK.....216

**TW**  
TW-HWKIT.....57

**U**

**UD**  
UDIE-1/0.....127  
UDIE-2/0.....127  
UDIE-250.....127



<a href="#">UDIE-3/0</a> .....	127	<a href="#">VSC-2L-V3C</a> .....	161
<a href="#">UDIE-4/0</a> .....	127	<a href="#">VSC-2Q</a> .....	161
<a href="#">UDIE-500</a> .....	127	<a href="#">VSC-2Q-V150</a> .....	161
<a href="#">UDIE-C-PU998</a> .....	127	<a href="#">VSC-2Q-V3C</a> .....	161
<a href="#">UDIE-C-U1011</a> .....	127	<a href="#">VSC-2Q-V5C</a> .....	161
<a href="#">UDIE-C-U1104</a> .....	127	<a href="#">VSC-2Q-V8C</a> .....	161
<a href="#">UDIE-C-U997</a> .....	127	<a href="#">VSC-2QW</a> .....	161
<a href="#">UDIE-C-UD3</a> .....	127	<a href="#">VSC-2V</a> .....	161
<a href="#">UDIE-C-UO</a> .....	127	<a href="#">VSC-3D</a> .....	161
<a href="#">VSC-3Q-V10</a> .....	161	<a href="#">VSC-3X</a> .....	161
<a href="#">VSC-3Q-V10</a> .....	161	<a href="#">VSC-8C</a> .....	161
<a href="#">VSC-3X</a> .....	161	<a href="#">VSC-8D</a> .....	161
<a href="#">VSC-8C</a> .....	161	<a href="#">VSC-8D-V21C</a> .....	161
<a href="#">VSC-8D</a> .....	161	<a href="#">VSC-8D-V3C</a> .....	161
<a href="#">VSC-8D-V21C</a> .....	161	<a href="#">VSC-8N</a> .....	161
<a href="#">VSC-8D-V3C</a> .....	161	<a href="#">VSC-9F-V3C</a> .....	161
<a href="#">VSC-8N</a> .....	161	<b>V T</b>	
<a href="#">VSC-9F-V3C</a> .....	161	<a href="#">VTC-8D</a> .....	162
<b>V</b>		<b>V V</b>	
<b>V A</b>		<a href="#">VVC-1T</a> .....	162
<a href="#">VAN-HOOK</a> .....	216	<a href="#">VVC-2Q-V125</a> .....	162
<b>V B</b>		<a href="#">VVR-2G-V3C</a> .....	162
<a href="#">VBC-1E</a> .....	159	<a href="#">VVR-2L</a> .....	162
<a href="#">VBC-1T</a> .....	159	<a href="#">VVR-2Q</a> .....	162
<a href="#">VBC-1T-V3C</a> .....	159	<a href="#">VVR-8D</a> .....	162
<a href="#">VBC-1V</a> .....	159	<b>W</b>	
<a href="#">VBC-1Y</a> .....	159	<b>W M</b>	
<a href="#">VBC-2C</a> .....	159	<a href="#">WM-115</a> .....	164
<a href="#">VBC-2G</a> .....	159	<a href="#">WM-15</a> .....	164
<a href="#">VBC-2G009</a> .....	159	<a href="#">WM-150</a> .....	164
<a href="#">VBC-2L</a> .....	159	<a href="#">WM-200</a> .....	164
<a href="#">VBC-2LW</a> .....	159	<a href="#">WM-25</a> .....	164
<a href="#">VBC-2Q</a> .....	159	<a href="#">WM-250</a> .....	164
<a href="#">VBC-2Q003</a> .....	159	<a href="#">WM-32</a> .....	164
<a href="#">VBC-2QV2</a> .....	159	<a href="#">WM-45</a> .....	164
<a href="#">VBC-2Q-V3C</a> .....	159	<a href="#">WM-500</a> .....	164
<a href="#">VBC-2QW</a> .....	159	<a href="#">WM-65</a> .....	164
<a href="#">VBC-8C</a> .....	159	<a href="#">WM-90</a> .....	164
<b>V F</b>		<b>X</b>	
<a href="#">VFC-1H</a> .....	159	<b>X A</b>	
<a href="#">VFC-1H-V3C</a> .....	159	<a href="#">XAC-1T1T</a> .....	162
<a href="#">VFC-1T</a> .....	159	<a href="#">XAC-1V1V</a> .....	162
<a href="#">VFC-1T-V3C</a> .....	159	<a href="#">XAC-2G2G</a> .....	162
<a href="#">VFC-1V-V3C</a> .....	159	<a href="#">XAC-2Q2Q</a> .....	162
<a href="#">VFC-2C</a> .....	159	<a href="#">XAC-2V2V</a> .....	162
<a href="#">VFC-2G</a> .....	159	<b>X B</b>	
<a href="#">VFC-2G-V3C</a> .....	159	<a href="#">XBC-1T1T</a> .....	163
<a href="#">VFC-8C</a> .....	159	<a href="#">XBM-2Q2Q</a> .....	163
<a href="#">VFF-3Q</a> .....	159	<a href="#">XBQ-2C2C</a> .....	163
<a href="#">VFR-2Q</a> .....	159	<a href="#">XBQ-2L2L</a> .....	163
<a href="#">VFR-2Q-V21C</a> .....	159	<a href="#">XBQ-2Q2Q</a> .....	163
<a href="#">VFR-2Q-V3C</a> .....	159	<a href="#">XBQ-9F9F</a> .....	163
<b>V G</b>		<b>X L</b>	
<a href="#">VGT-1H004M</a> .....	160	<a href="#">XL-115</a> .....	164
<b>V N</b>		<a href="#">XL-150</a> .....	164
<a href="#">VNC-1T-LH-1.5</a> .....	160	<a href="#">XL-200</a> .....	164
<a href="#">VNC-1T-RH-1.5</a> .....	160	<a href="#">XL-25</a> .....	164
<b>V S</b>		<a href="#">XL-32</a> .....	164
<a href="#">VSC-1E</a> .....	161	<a href="#">XL-45</a> .....	164
<a href="#">VSC-1G-V1.25</a> .....	161	<a href="#">XL-90</a> .....	164
<a href="#">VSC-1H</a> .....	161	<a href="#">XLHAC-1H013</a> .....	151
<a href="#">VSC-1H-V3C</a> .....	161	<a href="#">XLHAC-1V012</a> .....	151
<a href="#">VSC-1L</a> .....	161	<a href="#">XLTAC-2Q2Q</a> .....	157
<a href="#">VSC-1L-V3C</a> .....	161		
<a href="#">VSC-1T</a> .....	161		
<a href="#">VSC-1T-V150</a> .....	161		
<a href="#">VSC-1T-V3C</a> .....	161		
<a href="#">VSC-1T-V5C</a> .....	161		
<a href="#">VSC-1T-V8C</a> .....	161		
<a href="#">VSC-1V</a> .....	161		
<a href="#">VSC-1V-V3C</a> .....	161		
<a href="#">VSC-2B</a> .....	161		
<a href="#">VSC-2C</a> .....	161		
<a href="#">VSC-2C-V21C</a> .....	161		
<a href="#">VSC-2C-V3C</a> .....	161		
<a href="#">VSC-2C-V8C</a> .....	161		
<a href="#">VSC-2G</a> .....	161		
<a href="#">VSC-2G-V3C</a> .....	161		
<a href="#">VSC-2G-V5C</a> .....	161		
<a href="#">VSC-2G-V8C</a> .....	161		
<a href="#">VSC-2L</a> .....	161		
<a href="#">VSC-2L-V21C</a> .....	161		

## Terms and Conditions

**AGREEMENT:** This quotation or order contains the complete agreement between Buyer and Advanced Lightning Technology, LTD, "ALT", a Texas limited liability partnership. No terms and conditions other than the terms and conditions contained herein shall be binding upon ALT unless accepted by it in a writing signed by an ALT officer. All terms and conditions contained in any prior oral or written communication, including, without limitation, cases where the Buyer's Purchase Order containing Terms and Conditions is the latest document exchanged between Buyer and ALT, which are different from or in addition to the terms and conditions herein are hereby rejected and shall not be binding on ALT. All prior proposals, negotiations and representations, if any, are merged herein.

**TERMS: Terms of payment are Net thirty (30) calendar days from invoice date.**

In the event Buyer fails to make any payment to ALT when due, Buyer's entire account(s) with ALT shall become immediately due and payable without notice or demand. Buyer does hereby grant ALT a purchase money security interest in the products until such time as ALT is fully paid. No products furnished by ALT shall become a fixture by reason of being attached to real estate.

**REMEDIES OF ALT:** Buyer agrees that any of the following shall constitute an event of default which shall enable ALT, at its option, to cancel any unshipped portion of this order or to exercise any right or remedy which it may have by law: (a) the failure of Buyer to perform any term or condition contained herein; (b) any failure of Buyer to give required notice; (c) the insolvency of Buyer or its failure to pay debts as they mature, an assignment by Buyer for benefit of its creditors, the appointment of receiver for Buyer or for the materials covered by this order or the filing of any petition to adjudicate Buyer bankrupt; (d) the death, incompetence, dissolution or termination of existence of Buyer; (e) a failure by Buyer to provide adequate assurance of performance within ten (10) days after a justified demand by ALT or (f) if ALT, in good faith, believes that Buyer's prospect of performance under this Agreement is impaired. All rights and remedies of ALT herein are in addition to, and shall not exclude, any rights or remedies that ALT may have by law.

**FINANCE AND COLLECTION CHARGE:** Buyer agrees to pay a finance charge, at a monthly rate of 2.0% or the highest rate permitted by law, whichever is less, on past due invoices. Buyer agrees to pay ALT all costs of collection including but not limited to reasonable attorney's fees, collection fees, and court costs incurred by ALT to collect payments due.

**CREDIT LIMITS:** Credit limits shall be determined and may be modified at the sole discretion of ALT.

**GOVERNING LAW:** This transaction shall be governed in all respects by the laws of the State of Texas (excluding choice of law provisions). All actions, regardless of form, arising out of or related to this transaction or the products sold hereunder must be brought against ALT within the applicable statutory period, but in no event more than ONE (1) YEAR after the date of invoice.

**JURISDICTION:** Any and all obligations, payments or legal actions shall be in Denton County, Texas. Venue for all lawsuits, causes of action, arbitration proceedings or other disputes shall be Denton County, Texas.

**WARRANTY: ALL PRODUCTS MANUFACTURED BY ALT ARE WARRANTED AGAINST MANUFACTURING DEFECTS IN MATERIAL AND WORKMANSHIP FOR ONE YEAR AFTER THE DATE OF RECEIPT BY BUYER. BUYER AGREES THAT ALT'S OBLIGATION UNDER THIS WARRANTY IS LIMITED BY ALT'S SOLE DISCRETION TO THE REPAIR OR REPLACEMENT OF ANY DEFECTIVE PRODUCT WITHIN THE AFOREMENTIONED TERM. AS TO PRODUCTS MANUFACTURED BY THIRD PARTIES, THE BUYER'S SOLE AND EXCLUSIVE WARRANTY, IF ANY, IS THAT PROVIDED BY THE PRODUCT'S MANUFACTURER. ALT MAKES NO EXPRESSED OR IMPLIED WARRANTIES. ALT HEREBY DISCLAIMS ALL EXPRESSED OR IMPLIED WARRANTIES, WHETHER IMPLIED BY OPERATION OF LAW OR OTHERWISE, INCLUDING, WITHOUT LIMITATION, ALL IMPLIED WARRANTIES OF MERCHANTABILITY AND FITNESS OR FITNESS FOR A PARTICULAR PURPOSE. UNDER NO CIRCUMSTANCES, AND IN NO EVENT, WILL ALT BE LIABLE FOR PERSONAL INJURY OR PROPERTY DAMAGE OR ANY OTHER LOSS, DAMAGE, COST OF REPAIRS OR INCIDENTAL, PUNITIVE, SPECIAL, CONSEQUENTIAL, OR LIQUIDATED DAMAGES OF ANY KIND, WHETHER BASED UPON WARRANTY, CONTRACT, STRICT LIABILITY, NEGLIGENCE OR ANY OTHER CAUSE OF ACTION ARISING IN CONNECTION WITH THE DESIGN, MANUFACTURE, SALE, TRANSPORTATION, INSTALLATION, USE OR REPAIR OF THE PRODUCTS SOLD BY ALT. BUYER HEREBY ACKNOWLEDGES AND AGREES THAT UNDER NO CIRCUMSTANCES, AND IN NO EVENT, SHALL ALT'S LIABILITY, IF ANY, EXCEED THE NET SALES PRICE OF THE DEFECTIVE PRODUCT(S); NO ADDITIONAL ALLOWANCE SHALL BE MADE FOR THE LABOR OR EXPENSE OF REPAIRING OR REPLACING DEFECTIVE PRODUCTS OR WORKMANSHIP OR DAMAGE RESULTING FROM THE SAME.**

**FORCE MAJEURE:** ALT assumes no responsibility or liability and will accept no backcharge for loss or damage due to delay or inability to deliver, caused by acts of God, war, labor difficulties, accidents, inability to obtain materials, delays of carriers, contractors or suppliers or any other causes of any kind whatever beyond the control of ALT. Under no circumstances shall ALT be liable for any special, consequential, incidental, indirect, or liquidated damages, losses, or expense (whether or not based on negligence) arising directly or indirectly from delays or failure to give notice of delay.

**RECOMMENDATIONS BY ALT:** Buyer acknowledges that ALT does not make and specifically negates, renounces and disclaims any recommendations, with respect to the products sold, their use, their maintenance, or the accuracy or reliability of any

information, designs or documents furnished to Buyer. Failure by ALT to make recommendations or give advice to Buyer shall not impose any liability upon ALT.

**INDEMNIFICATION:** The Buyer shall, at its own expense, apply for and obtain any permits and inspections required for the installation and/or use of the products. ALT makes no promise or representation that the products or services will conform to any federal, state or local laws ordinances, regulations, codes or standards, except as particularly specified and agreed upon in writing by an authorized representative of ALT. ALT's products are not for use in or with any nuclear facility unless specifically so stated by ALT in writing. ALT shall not be responsible for any losses or damages sustained by the Buyer or any other person as a result of improper installation or misapplication of the products. **Buyer shall defend, indemnify and hold harmless ALT and its agents and employees against any loss, damage, claim, suit, liability, judgment or expense (including, without limitation, attorney's fees) arising out of or in connection with any injury, disease or death of persons (including, without limitation, Buyer's employees and agents) or damage to or loss of any property or the environment, or violation of any applicable laws or regulations resulting from or in connection with the sale, transportation, installation, use, or repair of the products by Buyer or of the information, designs, services or other work supplied to Buyer, whether caused by the concurrent and/or contributory negligence of Buyer, ALT, or any of their agents, employees or suppliers.** The obligations, indemnities and covenants contained in this paragraph shall survive the consummation or termination of this transaction.

**INSPECTION AND ACCEPTANCE:** Claims for damage, shortage or errors in shipping must be reported within one (1) day following delivery to Buyer. Buyer shall have seven (7) days from the date Buyer receives any products to inspect such products and services for defects and nonconformance which are not due to damage, shortage or errors in shipping and notify ALT, in writing, of any defects, nonconformance or rejection of such products. After such seven (7) day period, Buyer shall be deemed to have irrevocably accepted the products, if not previously accepted. After such acceptance, Buyer shall have no right to reject the products for any reason or to revoke acceptance. Buyer hereby agrees that such seven (7) day period is a reasonable amount of time for such inspection and revocation.

**CANCELLATION:** Orders placed and accepted can be canceled only with ALT's written consent and upon terms which will save ALT from loss. No Product may be returned for credit or adjustment without written permission from ALT.

**RETURNS:** If permitted by ALT, Buyer shall return any product which ALT stocks subject to a 20% restocking charge and transportation charges if: (i) it is in new condition, suitable for resale in its undamaged original packaging and with all its original parts and (ii) it has not been used, installed, modified, rebuilt, reconditioned, repaired, altered or damaged. Buyer's surplus job returns, and those not meeting (i) and (ii), above, will be evaluated on an individual basis after Buyer has contacted ALT's authorized representative for prior written permission. Except for items ALT stocks which meet (i) and (ii), above, credit memoranda issued for authorized returns shall be subject to the following deductions: (a) cost of putting items in salable condition; (b) transportation charges, if not prepaid; and (c) handling and restocking charges.

**SHIPMENTS:** All products are shipped F.O.B., point of shipment. Risk of loss shall transfer to the Buyer upon tender of goods to Buyer, Buyer's representative, or common carrier. The cost of any special packing or special handling caused by Buyer's requirements or requests shall be added to the amount of the order. If Buyer causes or requests a shipment delay, or if ALT ships or delivers the products erroneously as a result of inaccurate, incomplete or misleading information supplied by Buyer or its agents or employees, storage and all other additional costs and risks shall be borne solely by Buyer. Claims for products damaged or lost in transit should be made by Buyer to the carrier, as ALT's responsibility ceases upon tender of goods to Buyer, Buyer's representative or common carrier.

**TAXES:** The amount of any sales, excise or other taxes, if any, applicable to the products shall be the obligation of the Buyer and where possible, added to the purchase price and shall be paid by Buyer unless Buyer provides ALT with an exemption certificate acceptable to the taxing authorities. Buyer shall promptly pay to ALT upon demand the amount of any taxes of which ALT is advised subsequent to the delivery of the products.

**SEVERABILITY:** If any provision hereof is held to be illegal, invalid or unenforceable under any present or future laws, such provision shall be fully severable and the terms and conditions herein shall be construed and enforced as if such illegal, invalid or unenforceable provision had never been made a part hereof.

**SET-OFF:** Buyer shall not be entitled to set-off any amounts due Buyer against any amount due ALT in connection with this transaction.

**NON-WAIVER:** ALT's failure to insist upon the strict performance of any term or condition herein shall not be deemed a waiver of any of ALT's rights or remedies hereunder, nor of its right to insist upon the strict performance of the same or any other term herein in the future.

**ENTIRE AGREEMENT:** This document constitutes the entire, complete, and exclusive agreement between the parties with respect to the subject matter hereof. The terms and conditions contained herein may not be added to, modified, superseded or otherwise altered except by a written modification signed by an ALT officer.

### Fraction-Decimal-Metric

Fractional Inches	Decimal Inches	Millimeters
1/16	0.0625	1.6
1/8	0.1250	3.2
3/16	0.1875	4.8
1/4	0.2500	6.4
5/16	0.3125	7.9
3/8	0.3750	9.5
7/16	0.4375	11.1
1/2	0.5000	12.7
9/16	0.5625	14.3
5/8	0.6250	15.9
11/16	0.6875	17.5
3/4	0.7500	19.1
13/16	0.8125	20.6
7/8	0.8750	22.2
15/16	0.9375	23.8
1	1.0000	25.4

### Metric Conversion Factors

From	x	Factor	=	To
inches (in)	x	2.5	=	centimeters (cm)
feet (ft)	x	30	=	centimeters (cm)
square inches (sqin)	x	6.5	=	square centimeters (sqcm)
square feet (sqft)	x	0.09	=	square meters (sqm)
pounds (lb)	x	0.45	=	kilograms (kg)

### Steel Gage Thickness

Gage	Inches	Millimeters
10	0.1345	3.416
11	0.1196	3.038
12	0.1046	2.657
13	0.0897	2.278
14	0.0747	1.897
15	0.0673	1.709
16	0.0598	1.519

### AWG Wire Sizes

AWG Size	Stranded OD, Inches	Stranded OD, mm	Solid OD, Inches	Solid OD, mm
4/0	0.528	13.41	0.460	11.68
2/0	0.419	10.64	0.409	10.39
1/0	0.373	9.47	0.324	8.23
#2	0.292	7.42	0.257	6.53
#4	0.232	5.88	0.204	5.18
#6	0.184	4.66	0.162	4.11
#8	0.146	3.70	0.128	3.25
#10	0.116	2.94	0.102	2.59

# MISSION STATEMENT

## & CORE VALUES



### Mission Statement:

Serve every customer with quality products.



#### CHRIST-CENTERED

Serve God in our actions  
and decisions



#### HONEST

Believe only truth prevails



#### FAITHFUL

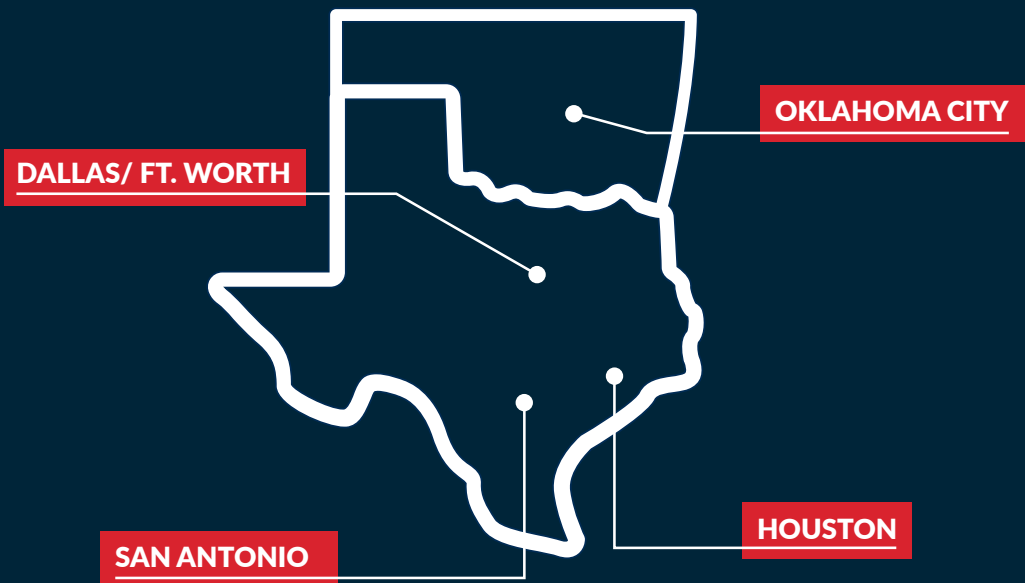
Dedicated to  
support and loyalty



#### SERVANT TEAM

Together, serve our customer  
and each other

**WE** provide **YOUR**  
**can** **MATERIAL SOLUTIONS**



**\*NATIONWIDE  
SHIPPING AVAILABLE**

**VISIT US IN STORE**

For the most  
up-to-date products and  
services, visit our website:

**[ALTFAB.COM](http://ALTFAB.COM)**

**Mail To:**