



Installation Equipment

Sanitary Fittings and Valves



1. Fittings and Tubes

1.1 Product Presentation

1.2 Sanitary Fittings

- Sanitary Tri-Clamp Elbows
- Sanitary Tri-Clamp Tees, Reducing Tees & Crosses
- Sanitary Tri-Clamp Clamp Ferrule
- Sanitary Tri-Clamps
- Sanitary Tri-Clamp Gaskets
- Sanitary Tri-Clamp Adapter
- Sanitary Tri-Clamp Thermometer Caps & Solid End Caps
- Sanitary Tri-Clamp Reducers
- Sanitary Tri-Weld Bends
- Sanitary Tri-Weld Tees
- Sanitary Tri-Weld Reducing Tees & Crosses
- Sanitary Tri-Weld Adapters and End Cap
- Sanitary Tri-Weld Reducers

1.3 Bevel Seat Fittings

- Ferrules
- Nuts, Gaskets and Solid End Cap
- Adapters

1.4 Other Fittings

- DC Fittings
- H-Line Fittings
- HDI Fittings
- John Perry Fittings
- IPS Schedule 5 Fittings

1.5 Accessories

- Flared Nipples, Lap Joints and Flanges
- Pipe Hangers and Wall Plates
- Wrenches
- Tube OD Sanitary and Industrial

2. Valves

2.1 Product Presentation

2.2 Butterfly Valves

- LKB Series Butterfly Valves - 304 Stainless Steel
- LKB Series Butterfly Valves - 316L Stainless Steel
- LKB Series Pneumatic Butterfly Valves
- LKB Series Pneumatic Butterfly Valves - Actuator & Control Adders
- LKB Series Butterfly Valve, Handles

2.3 Miscellaneous Valves


- Tri-Clover® Ball Valve Clamp
- Tri-Clover® Ball Valve Weld
- 5308 Pneumatic Ball Valves
- 5309 Pneumatic Ball Valves
- Plug Valves
- Air Relief Valve
- Relief Valves
- Air-Blow Check Valve Assemblies
- LKC Series Check Valves
- 45 BYMP Series Check Valves
- Vacuum Breakers
- Sample Valves
- Keofitt Aseptic Sampling Valves

1. Fittings

Alfa Laval constantly focuses on producing installation material with long durability, problem-free welding and assembly, and highest possible strength.



Product Presentation	1.1
Sanitary Fittings	1.2
Bevel Seat Fittings	1.3
Other Fittings	1.4
Accessories	1.5



Everything you need,
everywhere you need it

Alfa Laval is a world-leading supplier of fittings for a wide range of sanitary applications within the food, dairy, beverage, bio-pharm and personal care industries. Our products are developed not only to meet your exacting demands for safety, reliability, efficiency and hygiene, but also to ensure the careful handling of your products.

One of the features that distinguishes us from our competitors is our breadth of application. We can supply components for all stages of your process – besides fittings, our sanitary range includes pumps, valves, tank equipment and heat exchangers. As a world wide supplier, Alfa Laval can accommodate your ISO, SMS, SWG, DS, BS, DIN and JIS international Fittings standards (upon request).

This brochure includes the following Alfa Laval line of high-quality sanitary fittings:

- Unions, Tri-Clamp™ Fittings & Flanges
- Bends, Tees & Reducers
- Tubing
- Butterfly Valves

For more detailed technical information and specifications of our products, please refer to the relevant product sheet provided by your local Alfa Laval supplier, or to our website, www.alfalaval.us

Connection Types

Clamp Fittings

A Connection is made up of a plain ferrule, a clamp, and a gasket. Tees, elbows and reducers are available with Tri-Clamp connections. All three styles are in compliance with 3A standards for Clean In Place (CIP). The three types of clamp fittings are designed for use in food, dairy, pharmaceutical and chemical Industries.

- Tri-Clamp connections are the industry standard, having nueter-style ferrules to simplify design and installation.
- H-Line and HDI-Line male/female ferrules self-align during tightening so joints are quick and easy to assemble or take apart.
- H-Line uses the same series of clamps as the Tri-Clamp.

Threaded Fittings

A connection is made up of a plain ferrules, a threaded ferrule, a nut and a gasket. The faces on Bevel Seat fittings are angled to create a metal to metal sealing surface. A John Perry fitting consists of a flat-faced threaded ferrule, a flat-faced plain ferrule and a profiled gasket. These joints are particularly useful with swing connections and flow diverter panels. A DC fitting utilizes the Bevel Seat plain ferrule and a threaded ferrule with a grooved face to retain a gasket. The three types of threaded fittings are designed for use in the food, dairy, and beverage processing industries. Bevel Seat Joints are in compliance with 3A standards for manual cleaning. Both John Perry and DC fittings are in compliance with 3A standards for CIP.



Tri-Clamp - The industry standard.

Some might simply call it logistics. At Alfa Laval, we call it the survival of the fittest.

Efficient logistics is one of the most important influential factors deciding a company's fate in the hustle and bustle world of engineering and construction. That's why Alfa Laval is the first on the market to introduce a new way for you to stay ahead of your competitors – a four tier supply chain concept for buying fittings.

We offer you superior logistics on a worldwide basis. In practice that means fast and efficient deliveries according to your needs and competitive pricing without compromising the product quality or ethical standards. It doesn't matter whether you order single pieces, boxes, a pallet or a container; we have the supply chain that best fits your needs in terms of price, volume and delivery time.

Ordering of larger quantities and consolidated orders will also be awarded with additional discounts, so why not decide to stay one step ahead of all logistics problems? Stay ahead with the first true supply chain concept that fits your needs.

Easy ordering via e-channel catalog at www.alfalaval.com/echannel or contact your Alfa Laval contact person.

Single pieces

Full product range readily available from 1 to 9 pieces.



Box of 10

Robust and labeled packaging secures the products



Pallet

Consolidate your orders and get delivery directly from factory stock by ordering via e-Channel catalog.



Container

Made-to-order and delivered directly from factory. Rationalize your order processing time by ordering via e-Channel catalog.



Alfa Laval's program of bends, tees and reducers are available in diameters from 1" to 6" in size.



Bends, Tees & Reducers

Alfa Laval constantly focuses on producing fittings with long durability, problem-free welding and assembly, and highest possible strength. Key criteria in the manufacturing process include tight tolerances, a variety of finishes and uniform wall thickness.

Welding

Alfa Laval is aware of the constantly increasing demands placed upon the quality of welding. In accordance with these demands, all our reducers meet the highest of standards.

The reducers have cylindrical welding ends and are available for all tube combinations, ensuring that you will always get the right diameter and wall thickness for your process.

Tolerances

Alfa Laval ensures that all the angles are exact and that all the tube, bend and tee connections are uniform. It is very important that our customers do not have to compensate for any welding irregularities.

Finishes

Alfa Laval offers a range of mechanical polish as well as electropolishing finishes. Mechanical polishing is achieved by using a progressive series of abrasives, from low to high grit. This allows a consistent internal finish and both optimal and economical cleaning. Electropolishing is a further process that promotes a chromium-enriched surface layer that maximizes corrosion resistance as well as minimizing bacterial buildup on surface cavities.

In order to ensure that you are able to select a finish that exactly matches your needs, Alfa Laval offers a wide range of surface finishes.

The Right Part for Your Application

Alfa Laval offers installation material in different standards so you can always find the right part, with the process quality you need, for your specific application.

Sanitary

Manufactured to the 3A sanitary standard, all product surfaces are polished to 32 microinch Ra or better. Tri-Clover's number 3 and 7 finishes also meet 3A standards.

Bio-Pharmaceutical

Bio-Pharmaceutical products are manufactured to the BPE standard. Available in four finishes, PC and PL have a contact surface finish of 20 microinch Ra. PD and PM are electropolished finishes with a contact surface finish of 15 microinch Ra.

In all forms and shapes

Fittings from Alfa Laval - Tri-Clover

Application

Alfa Laval is your complete source for specialized fittings and tubing required in food, dairy, beverage, personal care, biotechnology and pharmaceutical process applications. Smooth, crevice-free interiors and secure, self-aligning joints are characteristic of Alfa Laval Fittings. Each offers superior corrosion resistance and unmatched service life. Alfa Laval fittings are designed and manufactured to ensure dimensional accuracy and structural integrity, making them easy to install. Tri-Clover Tri-Clamp® and Tri-Weld® Fittings are part of Alfa Laval's product line. Tubing is manufactured to Alfa Laval's stringent specifications, making it a perfect match for the Weld Fittings. Choose from a complete range of tube sizes, surface finishes and connection options. All BPE items are individually capped and bagged in clear 6 mil. Poly bags. All product is labeled with a bar code, product information and manufacturing date. This provides the optimum identification and ensures that the product arrives to the job site in a clean orbital weld condition.

BioPharm Fittings


Alfa Laval is proud to present their line of Fittings designed for use in the Pharmaceutical and Bio-Technologies Industries. This line consists of Tri-Clover parts with either Tri-Weld® ends suitable for use with Orbital Welding Equipment or self-aligning Tri-Clamp® end connections. Alfa Laval offers a full line of BioPharm Fittings that are manufactured in compliance with the current ASME BPE Standard.

All BPE items are individually capped and bagged in clear 6 mil. Poly bags. All product is labeled with a bar code, product information and manufacturing date. This provides the optimum identification and ensures that the product arrives to the job site in a clean orbital weld condition.

Technical Data

Wide Range of Surface Finish offering - Alfa Laval offers a range of Mechanical Polish as well as Electropolish finishes. Mechanical polishing is achieved by using a progressive series of abrasives, from low to high grit. This allows a consistent internal finish and both optimal and economical cleaning. Electropolishing is a further process that promotes a chromium-enriched surface layer that maximizes corrosion resistance as well as minimizing bacterial buildup on surface cavities.

Metallurgy - Incoming raw material goes through a stringent inspection process to ensure its chemistry will be ideal for both weldability and electropolishing



Quality Control Methods - Our manufacturing facilities operate under an approved ISO 9001 quality standard. Wall thickness integrity is maintained through the use of fabrication grade minimum wall tubing for all cold-formed tubular products. Our BPE fittings are designed for use with all current orbital welding equipment. After cold forming, our tube product is resized to ensure that the ovality falls within the prescribed BPE tolerances. End facing is provided with a machined square-cut method. This allows for the most accurate and consistent orbital weld result. All fittings are put through 100% visual inspection and ovality and squareness tolerances are inspected with calibrated equipment. Surface finish is inspected with a calibrated profilometer to ensure the Roughness average (Ra) maximum is not exceeded.

Sanitary fittings identified with this symbol on the following pages are accepted as meeting the 3A sanitary standards by the appropriate committees of the International Association of Milk, Food and Environmental Sanitarians, U.S. Public Health Service, and Dairy Industry Committee.

Finish code	ID or Product Contact Surface			Polishing Method	OD or Product Non-contact Surface
	Maximum Surface Roughness (Ra)				
	Microinches (μ-inch)	Micrometers (μm)	ASME BPE Finish Code		
#1				Unpolished	Unpolished
#3	32	0.8	----	Mechanical polished	Unpolished
#7	32	0.8	----	Mechanical polished	Polished to Ra, 32 μ-inch/0.8 μm
PC	20	0.5	SFF1	Mechanical polished	Unpolished
PD	15	0.4	SFF4	Mechanical polished and electropolished	Unpolished
PL	20	0.5	SFF1	Mechanical polished	Polished to Ra, 32 μ-inch/0.8 μm
PM	15	0.4	SFF4	Mechanical polished and electropolished	Polished to Ra, 32 μ-inch/0.8 μm

Service Rating of Tri-Clamp® Connections

Size Tube OD	Service Ratings* (PSI)						
	½ & ¾ inch	1 & 1½ inch	2 inch	2½ inch	3 inch	4 inch	6 inch
13MHLA	(Screw tightened to maximum)						
at 70°F	--	150	150	150	150	100	--
at 250°F	--	125	125	125	125	75	--
13MHHM	(Wing nut tightened to 25 in. lb. of torque)						
at 70°F	--	500	450	400	350	300	150
at 250°F	--	300	300	200	195	150	75
13MHHS	(Wing nut tightened to 25 in. lb. of torque)						
at 70°F	2200	600	550	450	350	300	--
at 250°F	1200	300	275	225	175	150	--
13MHP	(Bolts tightened to 20 ft. lb. of torque)						
at 70°F	--	1500	1000	1000	1000	800	300
at 250°F	--	1200	800	800	800	600	200
A13MO	(1-3" nuts tightened to 20 in. lb., 4" to 30 in. lb.)						
at 70°F	--	500	350	300	200	100	75
at 250°F	--	250	200	150	100	100	50
A13MHM	(Wing nut tightened to 25 in. lb. of torque)						
at 70°F	--	500	450	400	350	300	150
at 250°F	--	300	250	200	175	150	75

* Service ratings are based on hydrostatic tests using standard-molded Buna-N material gaskets, with proper installation of ferrules, assembly of joints and absence of shock pressure. Contact Tri-Clover for service of other type and material gaskets, and for ratings at higher temperatures.

All ratings shown are dependent upon related components within the systems and proper installation. For temperatures above 250° F, we recommend using only 13MHP clamps. This information is only valid if Tri-Clover clamps, ferrules, and gaskets are used.

Tri-Clamp® Gasket Materials

Characteristic	Buna-N (U)	EPDM (E)	Fluoro-elastomer (SFY)	Silicone (X)	PTFE (G)
Original Physical Properties					
Hardness, Shore A	70	70	70	70	---
Tensile Strength, psi	1875	1650	1212	1340	---
Elongation, %	340	317	272	260	---
Temperature Range					
	-65 to 200° F	-60 to 300° F	-20 to 350° F	-40 to 400° F	-40 to 200° F *
Resistance					
Acid Resistance	Good	Good to Excel.	Good to Excel.	Poor to Good	Good to Excel.
Alkali Resistance	Fair to Good	Good to Excel.	Poor to Good	Poor to Fair	Excellent
Resistance to Fats/Oils	Good to Excel.	Poor	Good to Excel.	Poor to Good	Excellent
Abrasion Resistance	Excellent	Good	Good to Excel.	Poor	Fair
Compression Set Resistance	Good	Fair	Good to Excel.	Good to Excel.	Cold Flows

* Note: PTFE materials tendency to "cold flow" and incompressibility, limit its max. temperature to 200° F due to possible leaking problems.

Basic Dimensions of Tri-Clamp ®

Connection for Sanitary OD-Tubing			
OD Outer Diameter (Inches)	ID Inner Diameter (Inches)	Wall Thickness (Inches/Gauge)	A Ferrule Face (Inches)
½	0.37	0.065 / 16 ga.	0.984
¾	0.62	0.065 / 16 ga.	0.984
1	0.87	0.065 / 16 ga.	1.984
1½	1.37	0.065 / 16 ga.	1.984
2	1.87	0.065 / 16 ga.	2.516
2½	2.37	0.065 / 16 ga.	3.047
3	2.87	0.065 / 16 ga.	3.579
4	3.87	0.083 / 14 ga.	4.682

Sanitary Tube Information

Tube OD Inches	Tube ID Inches	Wall Thickness Inches	Volume Gal/100 ft	Weight Dry Lbs/100 ft	Weight with Water Lbs/100 ft	Flow (GPM) at a Mean Velocity		
						5 fps	7 fps	10 fps
½	0.37	0.065	0.56	30.6	35.3	1.7	2.3	3.4
¾	0.62	0.065	1.57	48.2	61.3	4.7	6.6	9.4
1	0.87	0.065	3.09	65.8	91.5	9.3	13	19
1½	1.37	0.065	7.66	100.9	164.8	23	32	46
2	1.87	0.065	14.27	136.1	255.1	43	60	86
2½	2.37	0.065	22.92	171.2	362.4	69	96	138
3	2.87	0.065	33.6	206.4	486.7	101	141	202
4	3.834	0.083	59.97	351.8	851.9	180	252	360
6	5.782	0.109	136.39	694.7	1832.2	409	573	818
8	7.782	0.109	247.07	930.6	2991.1	741	1038	1482

Technical Information

Pipe Schedule and Chemical Composition

Schedule 5 Pipe			
Size	OD Inches	ID Inches	Wall Thickness
⅝	0.405	0.335	0.035
¾	0.540	0.442	0.049
⅞	0.675	0.577	0.049
½	0.840	0.710	0.065
¾	1.500	0.920	0.065
1	1.315	1.185	0.065
1¼	1.660	1.530	0.065
1½	1.900	1.770	0.065
2	2.375	2.245	0.065
2½	2.875	2.790	0.083
3	3.500	3.334	0.083
3½	4.000	3.834	0.083
4	4.500	4.334	0.083
5	5.563	5.345	0.109
6	6.625	6.407	0.109
8	8.625	8.407	0.109

	Chemical Composition %	
	304	316L
C	0.080	0.030
MN	2.000	2.000
P	0.045	0.045
S	0.030	0.030*
Si	1.000	1.000
Cr	18.0-20.0	16.0-18.0
Ni	8.0-13.0	10.0-14.0
Mo	-	2.0-3.0

* The sulfur content for 316L ASME BPE fittings is 0.005-0.017% for all weld ends.

Material Test Reports (MTRs)

Easy Online Access to Comprehensive Fittings Information



A 5-alpha character serial ID is stenciled on to each new 316SS fitting

As one of the most comprehensive and technologically advanced reports in the market, our new Material Test Reports (MTRs) provide detailed information that takes traceability and validation to a new level. Alfa Laval has established a new standard as all MTRs are available 24 hours a day, 7 days a week online at www.alfalaval.us.


Simply type a 5-alpha character code (e.g. AAABC) called the serial ID, which you can find stenciled on each new 316SS fitting, to access the following information:

- All heat certification numbers used to manufacture the fitting
- Date the fitting was manufactured
- The fitting's part number and description
- View and print any MTR and the above information

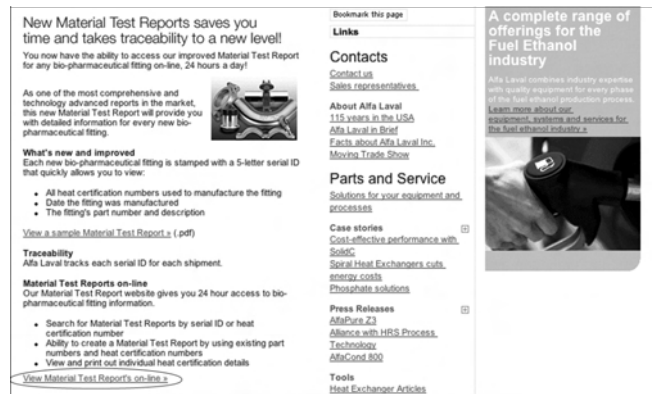
This web site will even allow you to print the MTR or original heat certification from the raw material supplier. If you do not know the actual number, MTRs can be searched by either MTR serial ID or heat certification number.

Go to www.alfalaval.us and follow these simple steps to access MTRs:


Step 1. Once at our website, click on the MTR link



Step 2. On the MTR page, click "View Material Test Reports"




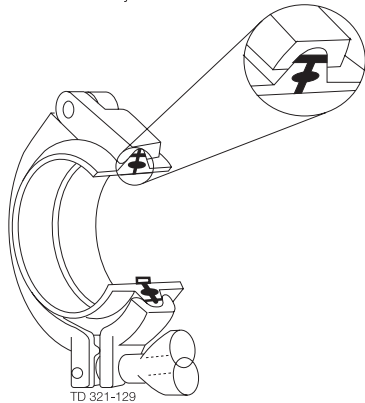
Step 3. Enter or search for the Serial ID




Connection Types

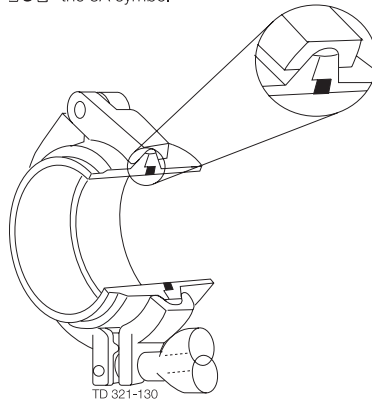
Clamp Fittings

 Authorized to carry the 3A symbol




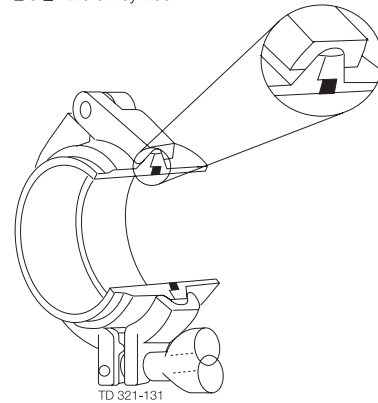
Tri-Clamp

 Authorized to carry the 3A symbol



HDI-Line

 Authorized to carry the 3A symbol




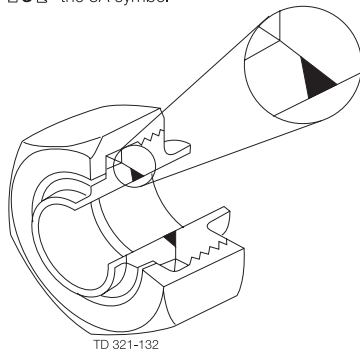
H-Line

A connection is made up of a plain ferrule, a clamp, and a gasket. Tees, elbows and reducers are available with Tri-Clamp connections. All three styles are in compliance with 3A standards for C.I.P. (clean in place). The three types of clamp fittings are designed for use in Food, Dairy, Pharmaceutical and Chemical Industries.


- Tri-Clamp connections are the industry standard, having nueter-style ferrules to simplify design and installation.
- H-Line and HDI-Line male/female ferrules self-align during tightening so joints are quick and easy to assemble or take apart.
- H-Line uses the same series of clamps as the Tri-Clamp.

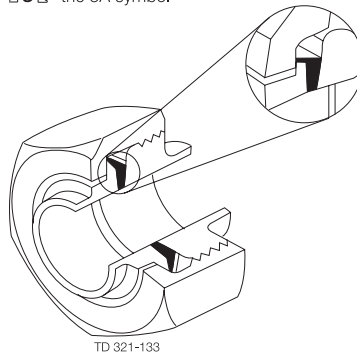
Threaded Fittings

 Authorized to carry the 3A symbol




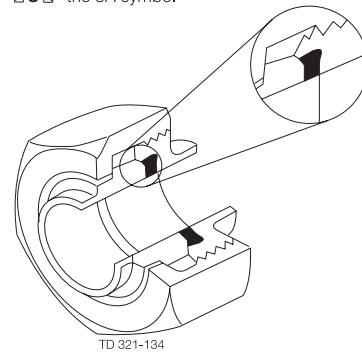
Bevel Seat

 Authorized to carry the 3A symbol



John Perry

 Authorized to carry the 3A symbol



DC

A connection is made up of a plain ferrules, a threaded ferrule, a nut and a gasket. The faces on Bevel Seat fittings are angled to create a metal to metal sealing surface. A John Perry fitting consists of a flat-faced threaded ferrule, a flat-faced plain ferrule and a profiled gasket. These joints are particularly useful with swing connections and flow diverter panels. A DC fitting utilizes the Bevel Seat plain ferrule and a threaded ferrule with a grooved face to retain a gasket. The three types of threaded fittings are designed for use in the Food, Dairy, and Beverage processing industries. Bevel Seat Joints are in compliance with 3A standards for manual cleaning. Both John Perry and DC fittings are in compliance with 3A standards for C.I.P. (clean-in-place).

- Bevel Seat
- John Perry
- DC

Loss of head pressure due to friction. Loss is shown in feet of head. Loss through tubing is for 1ft. of tube

Capacity in U.S. G.P.M.	1"			1½"			2"			2½"			3"			4"		
	O.D. I.D.	O.D. I.D.	O.D. I.D.	O.D. I.D.	O.D. I.D.	O.D. I.D.	O.D. I.D.	O.D. I.D.	O.D. I.D.	O.D. I.D.	O.D. I.D.	O.D. I.D.	O.D. I.D.	O.D. I.D.	O.D. I.D.	O.D. I.D.	O.D. I.D.	
2	0.01	0.01	0.1															
4	0.025	0.02	0.2															
5	0.035	0.025	0.25															
10	0.12	0.06	0.4	0.02	0.01	0.15	0.005	0.015	0.1									
15	0.25	0.1	0.8	0.04	0.02	0.25	0.013	0.02	0.15									
20	0.43	0.22	1.5	0.06	0.03	0.3	0.02	0.025	0.2	0.005	0.02	0.1	0.003	0.02	0.06			
25	0.66	0.4	2.3	0.08	0.04	0.4	0.025	0.03	0.25	0.006	0.03	0.15	0.004	0.03	0.08			
30	0.93	0.7	3.3	0.105	0.06	0.55	0.035	0.05	0.3	0.008	0.05	0.2	0.005	0.04	0.1			
35	1.22	1.25	5.2	0.135	0.09	0.8	0.04	0.06	0.4	0.011	0.06	0.25	0.006	0.05	0.13			
40				0.17	0.11	1.0	0.05	0.08	0.5	0.015	0.07	0.3	0.007	0.06	0.15			
45				0.21	0.16	1.3	0.063	0.1	0.6	0.02	0.09	0.35	0.008	0.065	0.18			
50				0.25	0.2	1.6	0.073	0.12	0.7	0.022	0.1	0.4	0.01	0.07	0.2			
60				0.34	0.35	2.2	0.1	0.18	0.9	0.03	0.12	0.45	0.015	0.08	0.25			
80				0.57	0.76	3.7	0.16	0.3	1.5	0.05	0.15	0.55	0.02	0.1	0.4			
100				0.85	1.35	5.8	0.23	0.44	2.3	0.075	0.18	0.6	0.03	0.11	0.5	0.008	0.04	0.1
120				1.18	2.05	9.1	0.32	0.64	3.3	0.105	0.21	1.0	0.04	0.13	0.6	0.01	0.05	0.15
140							0.42	0.85	4.5	0.14	0.23	1.25	0.05	0.16	0.8	0.013	0.06	0.2
160							0.54	1.13	5.8	0.17	0.28	1.6	0.07	0.2	1.1	0.015	0.07	0.25
180							0.67	1.45	7.4	0.205	0.31	2.0	0.08	0.21	1.3	0.02	0.08	0.3
200							0.81	1.82	9.0	0.245	0.35	2.5	0.1	0.26	1.6	0.025	0.09	0.4
220							0.95	2.22	11.0	0.29	0.41	3.0	0.12	0.3	1.9	0.028	0.1	0.5
240							1.10	2.63	13.5	0.34	0.48	3.7	0.14	0.33	2.2	0.035	0.11	0.55
260										0.39	0.53	4.5	0.165	0.39	2.5	0.04	0.115	0.6
280										0.45	0.61	5.3	0.19	0.42	2.8	0.045	0.12	0.65
300										0.515	0.7	6.2	0.22	0.5	3.1	0.05	0.13	0.7
350										0.68	1.05	8.5	0.28	0.67	4.1	0.07	0.15	0.9
400										0.86	1.55	11.0	0.36	0.88	5.2	0.085	0.18	1.2
450										1.05	2.25	13.5	0.44	1.1	6.6	0.105	0.2	1.5
500													0.54	1.4	8.0	0.13	0.23	1.75
550													0.64	1.7	9.5	0.15	0.27	2.1
600													0.75	2.05	10.2	0.175	0.3	2.5
650													0.87	2.41	13.0	0.2	0.34	2.8
700													1.0	2.8	15.0	0.23	0.4	3.4
750																0.26	0.43	3.8
800																0.3	0.5	4.4
850																0.33	0.56	5.0
900																0.37	0.62	5.7
950																0.41	0.7	6.3
1000																0.45	0.8	7.0
1100																0.53	1.06	8.6

- NOTES:** 1. For elbows - R/D=1.5 2. Flow thru tees
Flow A to B
3. Test medium - water at 70° F Port C capped off

Prepared by members of the sanitary pump subgroup
of the natl. assn. of dairy equipment manufacturers.

1.2 Sanitary Fittings

Tri-Clover sanitary installation material



Price Sheets

Sanitary Tri-Clamp Elbows	1.2.11
Sanitary Tri-Clamp Tees, Reducing Tees and Crosses	1.2.12
Sanitary Tri-Clamp Clamp Ferrule	1.2.13
Sanitary Tri-Clamps	1.2.15
Sanitary Tri-Clamp Gaskets	1.2.17
Sanitary Tri-Clamp Adapters	1.2.20
Sanitary Tri-Clamp Thermometer Caps and Solid End Caps	1.2.22
Sanitary Tri-Clamp Reducers	1.2.23
Sanitary Tri-Weld Bends	1.2.24
Sanitary Tri-Weld Tees	1.2.27
Sanitary Tri-Weld Reducing Tees and Crosses	1.2.28
Sanitary Tri-Weld Adapters and End Caps	1.2.30
Sanitary Tri-Weld Reducers	1.2.31

Tri-Clover Sanitary
Finish: OD/ID Ra 0.8
Product code: 5010/AA

Material Item No.	Material Item No.	Size		Dimension				
		DN/OD		A		B		
304	316L	Inch	mm	Inch	mm	Inch	mm	B2CMP - #7 (3A)
9634-002915	9634-002936	1	25.4	2.00	50.8			
9634-002916	9634-002937	1½	38.1	2.75	69.9			
9634-002917	9634-002938	2	50.8	3.50	88.9			
9634-002918	9634-002939	2½	63.5	4.25	108.0			
9634-002919	9634-002940	3	76.2	5.00	127.0			
9634-002920	9634-002941	4	101.6	6.63	168.3			
Not available	9634-050009	6	152.4	10.50	266.7			
2FMP-14 Plain Bevel Seat 90° Elbow - #7 (3A)								
213071	Not available	1	25.4	2.00	50.8	2.19	55.6	
210079	Not available	1½	38.1	2.75	69.9	2.97	75.4	
210080	Not available	2	50.8	3.5	88.9	3.72	94.5	
210081	Not available	2½	63.5	4.25	108.0	4.59	116.7	
213081	Not available	3	76.2	5.0	127.0	5.41	137.3	
212001	Not available	4	101.6	6.63	168.3	7.22	183.4	
2FMP-15 Threaded Bevel Seat 90° Elbow - #7 (3A)								
213077	Not available	1	25.4	2.00	50.8	2.19	55.6	
210103	Not available	1½	38.1	2.75	69.9	2.97	75.4	
210083	Not available	2	50.8	3.50	88.9	3.72	94.5	
210084	Not available	2½	63.5	4.25	108.0	5.38	136.7	
210102	Not available	3	76.2	5.00	127.0	5.41	137.3	
211533	Not available	4	101.6	6.63	168.3	7.22	183.4	
2CMP-31MP - #7 (3A)								
211088	Not available	2 x 1	50.8 x 25.4	2.00	50.8	2.00	50.8	
210007	Not available	2 x 1½	50.8 x 38.1	2.75	69.9	2.75	69.9	
210008	Not available	2½ x 2	63.5 x 50.8	3.50	88.9	3.50	88.9	
210033	Not available	3 x 2	76.2 x 50.8	3.50	88.9	3.50	88.9	
210058	Not available	3 x 2½	76.2 x 63.5	4.25	108.0	4.25	108.0	
210061	Not available	4 x 3	101.6 x 76.2	5.00	127.0	5.13	130.2	
B2KMP - #7 (3A)								
Not available	Not available	½	12.7	1.00	25.4			
Not available	Not available	¾	19.0	1.00	25.4			
9634-003115	9634-003136	1	25.4	1.13	28.6			
9634-003116	9634-003137	1½	38.1	1.44	36.5			
9634-003117	9634-003138	2	50.8	1.75	44.5			
9634-003118	9634-003139	2½	63.5	2.06	52.4			
9634-003119	9634-003140	3	76.2	2.38	60.3			
9634-003120	9634-003141	4	101.6	3.13	79.4			
Not available	9634-003142	6	152.4	5.25	133.4			

* Not Available

Note: 3A approved for finish #7

Fittings part number starting with "B" are produced according to ASME BPE dimensions.

Material Item No.	Material Item No.	Size DN/OD		Dimension A		B7MP - #7 (3A)
		Inch	mm	Inch	mm	
9634-003315	9634-003336	1	25.4	2.63	66.7	
9634-003316	9634-003337	1½	38.1	2.88	73.0	
9634-003317	9634-003338	2	50.8	3.38	85.7	
9634-003318	9634-003339	2½	63.5	3.63	92.1	
9634-003319	9634-003340	3	76.2	3.88	98.4	
9634-003320	9634-003341	4	101.6	7.13	181.0	
Not available	9634-003342	6	152.4	7.13	181.0	

Material Item No.	Material Item No.	Size DN/OD		Dimension				B7RMP - #7 (3A)
		Inch	mm	A		B		
		Inch	mm	Inch	mm	Inch	mm	
9634-003834	9634-003882	2 x 1	50.8 x 25.4	3.38	85.7	3.13	79.4	
9634-003835	9634-003883	2 x 1½	50.8 x 38.1	3.38	85.7	3.13	79.4	
9634-003838	9634-003886	2½ x 2	63.5 x 50.8	3.63	92.1	3.38	85.7	
9634-003841	9634-003889	3 x 2	76.2 x 50.8	3.88	98.4	3.63	98.4	
9634-003842	9634-003890	3 x 2½	76.2 x 63.5	3.88	98.4	3.63	98.4	
9634-003843	9634-003891	4 x 1	101.6 x 25.4	4.75	120.7	4.13	104.8	
9634-003844	9634-003892	4 x 1½	101.6 x 38.1	4.75	120.7	4.13	104.8	
9634-003845	9634-003893	4 x 2	101.6 x 50.8	4.75	120.7	4.38	111.1	
9634-003846	9634-003894	4 x 2½	101.6 x 63.5	4.75	120.7	4.38	111.1	
9634-003847	9634-003895	4 x 3	101.6 x 76.2	4.75	120.7	4.38	111.1	
		B7RMPS Short Outlet Reducing Tee - #7 (3A)						
	Not available	6 x ½	152.4 x 12.7	7.13	181.0	3.75	95.3	
	Not available	6 x ¾	152.4 x 19.0	7.13	181.0	3.75	95.3	
	9634050040	6 x 1	152.4 x 25.4	7.13	181.0	3.75	95.3	
	9634050043	6 x 1½	152.4 x 38.1	7.13	181.0	3.75	95.3	
	9634050046	6 x 2	152.4 x 50.8	7.13	181.0	3.75	95.3	
	9634050049	6 x 2½	152.4 x 63.5	7.13	181.0	3.75	95.3	
	9634050052	6 x 3	152.4 x 76.2	7.13	181.0	3.75	95.3	
	9634050055	6 x 4	152.4 x 101.6	7.13	181.0	3.75	95.3	

Material Item No.	Material Item No.	Size DN/OD		Dimension A		B9MP - #7 (3A)
		Inch	mm	Inch	mm	
9634-003515	9634-003536	1	25.4	2.63	66.7	
9634-003516	9634-003537	1½	38.1	2.88	73.0	
9634-003517	9634-003538	2	50.8	3.38	85.7	
9634-003518	9634-003539	2½	63.5	3.63	92.1	
9634-003519	9634-003540	3	76.2	3.88	98.4	
9634-003520	9634-003541	4	101.6	4.75	120.7	

Note: 3A approved for finish #7

Fittings part number starting with "B" are produced according to ASME BPE dimensions.

Tri-Clover Sanitary
Finish: OD/ID Ra 0.8
Product code: 5058/AA

1.2

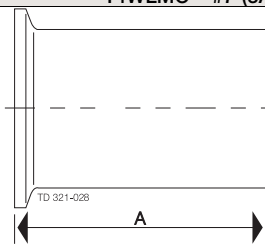
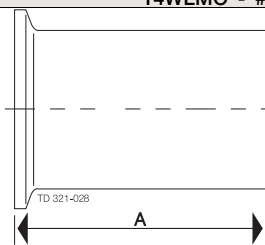
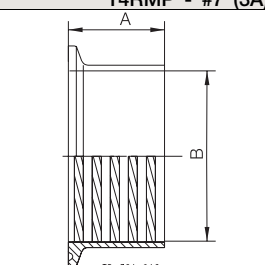
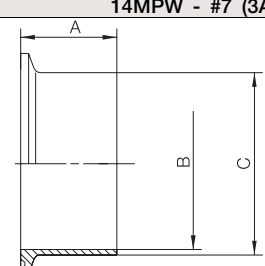
Material Item No.	Material Item No.	Size		Dimension					
		DN/OD		A		B		C	
		Inch	mm	Inch	mm	Inch	mm	Inch	mm
L14AM - #7 (3A)									
240606	240644	1	25.4	1.13	28.6				
241605	240028	1½	38.1	1.13	28.6				
242605	240027	2	50.8	1.13	28.6				
243605	246226	2½	63.5	1.13	28.6				
244606	246124	3	76.2	1.13	28.6				
245596	246200	4	101.6	1.13	28.6				
14WMPS - #7 (3A)									
Not available	610205	½	12.7	0.98	24.9	0.50	12.7		
Not available	610238	¾	19.0	0.98	24.9	0.50	12.7		
610854	610365	1	25.4	1.98	50.4	0.50	12.7		
610855	610367	1½	38.1	1.98	50.4	0.50	12.7		
610856	610368	2	50.8	2.52	63.9	0.50	12.7		
610857	610369	2½	63.5	3.05	77.4	0.50	12.7		
610858	610370	3	76.2	3.58	90.0	0.50	12.7		
610859	610373	4	101.6	4.69	119.1	0.63	15.9		
88123417	88214659	6	152.4	6.58	167.1	0.75	19.0		
660016	9634-049938	6	152.4	6.58	167.1	1.50	38.1		
14WMO - #1									
664630	660001	6	152.4			1.50	38.1		
664634	660025	8	203.2			1.50	38.1		
664638	660026	10	254.0			1.75	38.1		
664642	660027	12	304.8			1.75	44.5		
14WLMP - #7 (3A)									
210908	210348	1	25.4	3.00	76.2				
210491	210374	1½	38.1	3.00	76.2				
212101	210375	2	50.8	3.00	76.2				
212108	210376	2½	63.5	3.00	76.2				
211209	210377	3	76.2	4.00	101.6				
210492	210378	4	101.6	4.00	101.6				

Note: 3A approved for finish #7

1 = 3A approved for modifying or repairing existing on-site farm milk handling equipment.

Fittings part number starting with "B" are produced according to ASME BPE dimensions.

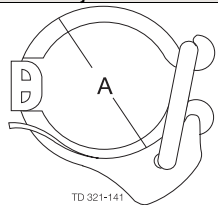
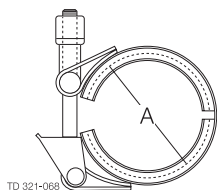
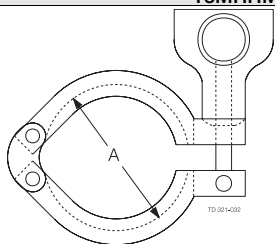
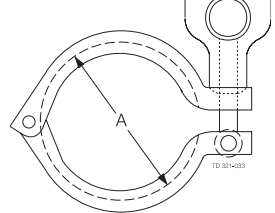
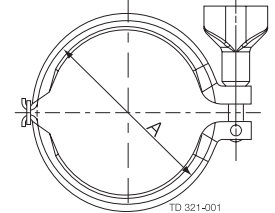
Tri-Clover Sanitary
 Finish: OD/ID Ra 0.8
 Product code: 5058/AA

Material Item No.	Material Item No.	Size		Dimension						
		DN/OD		A		B		C		
		Inch	mm	Inch	mm	Inch	mm	Inch	mm	
14WLMO - #7 (3A)										
261218	260235	6	152.4	6.00	152.4					
14WLMO - #1										
260469	260004	6	152.4	6.00	152.4					
260494	260223	8	203.2	6.00	152.4					
Not Available	260296	10	254.0	6.00	152.4					
260519	263495	12	304.8	6.00	152.4					
14RMP - #7 (3A)¹										
210447	213447	1	25.4	0.75	19.1	1.00	25.4			
210449	213449	1½	38.1	1.13	28.6	1.50	38.1			
210450	213450	2	50.8	1.31	33.3	2.00	50.8			
210451	213451	2½	63.5	1.38	34.9	2.50	63.5			
210452	213452	3	76.2	1.44	36.5	3.00	76.2			
210454	213454	4	101.6	1.50	38.1	4.00	101.6			
14MPW - #7 (3A)										
210519	210525	1	25.4	1.63	41.3	0.88	22.2	1.16	29.4	
210465	210526	1½	38.1	1.63	41.3	1.38	34.9	1.67	42.5	
210466	210527	2	50.8	1.75	44.5	1.88	47.6	2.19	55.6	
210467	210528	2½	63.5	1.75	44.5	2.38	60.3	2.70	68.7	
210468	210529	3	76.2	1.81	46.0	2.88	73.0	3.22	81.8	
210469	210530	4	101.6	2.13	54.0	3.83	97.2	4.25	108.0	

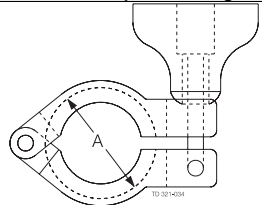
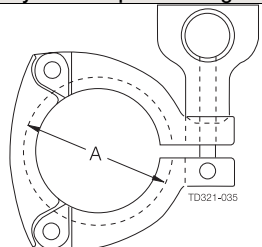
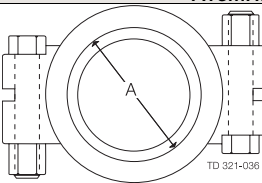
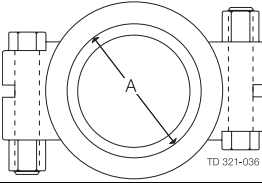
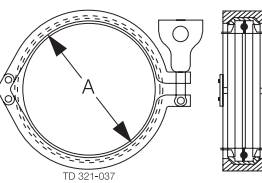
Note: 3A approved for finish #7

¹ = 3A approved for modifying or repairing existing on-site farm milk handling equipment.





Fittings part number starting with "B" are produced according to ASME BPE dimensions.

Material Item No.	Size DN/OD		Dimension A		13MHLA Light Duty Adjustable Tri-Clamp
	Inch	mm	Inch	mm	
211773	1½	38.1	2.14	54.4	 <p>TD 321-141</p>
211774	2	50.8	2.61	66.3	
211775	2½	63.5	3.14	79.8	
211776	3	76.2	3.67	93.3	
211777	4	101.6	4.78	121.4	
A13MO Light Duty Tri-Clamp with T-Bolt					
260408	1½	38.1	2.08	52.8	 <p>TD 321-069</p>
260409	2	50.8	2.61	66.3	
260411	2½	63.5	3.14	79.8	
260412	3	76.2	3.67	93.3	
260410	4	101.6	4.78	121.4	
261203	6	152.4	6.69	169.9	
261190	8	203.2	8.69	220.7	
261191	10	254.0	10.69	271.5	
261192	12	304.8	12.69	322.3	
13MHMM					
212195	1½	38.1	2.13	54.0	 <p>TD 321-022</p>
212196	2	50.8	2.66	67.5	
212197	2½	63.5	3.19	81.0	
212198	3	76.2	3.72	94.5	
212199	4	101.6	4.83	122.6	
210129	6	152.4	6.69	169.9	
210290	8	203.2	8.69	220.7	
A13MHM					
211053	1½	38.1	2.13	54.0	 <p>TD 321-033</p>
211054	2	50.8	2.64	67.1	
211055	2½	63.5	3.19	81.0	
211056	3	76.2	3.72	94.5	
211057	4	101.6	4.83	122.2	
211058	6	152.4	6.69	169.9	
13MW					
9612-0119-02	1½	38.1	2.06	52.3	 <p>TD 321-001</p>
9612-0119-03	2	50.8	2.56	65.0	
9612-0119-04	2½	63.5	3.12	79.2	
9612-0119-05	3	76.2	3.66	93.0	
9612-0119-06	4	101.6	4.75	120.7	

Fittings part number starting with "B" are produced according to ASME BPE dimensions.



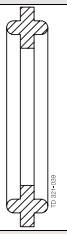
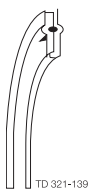
Material Item No.	Size DN/OD		Dimension A		
	Inch	mm	Inch	mm	
13MHHS - Fractional Tri-Clamp with Wing Nut					
211290	¾	12.7 - 19.0	1.13	28.6	
13MHHS - 3-segment heavy duty Tri-Clamp with Wing Nut					
211283	1½	38.1	2.13	54.0	
211284	2	50.8	2.66	67.5	
211286	2½	63.5	3.19	81.0	
211287	3	76.2	3.72	94.5	
211289	4	101.6	4.83	122.6	
A13MHP					
210180	1½	38.1	2.05	52.0	
210040	2	50.8	2.58	65.5	
210213	2½	63.5	3.11	79.0	
210248	3	76.2	3.64	92.5	
210042	4	101.6	4.73	120.3	
9634-048982	6	152.4	6.63	168.4	
13MHP					
211278	1½	38.1	2.05	52.0	
211279	2	50.8	2.58	65.5	
211280	2½	63.5	3.11	79.0	
211281	3	76.2	3.64	92.5	
211617	4	101.6	4.73	120.3	
260234	6	152.4	6.63	168.4	
A12MPS - Swivel joint					
210135	1½	38.1	1.98	50.4	
210136	2	50.8	2.52	63.9	
210137	2½	63.5	3.05	77.4	
210138	3	76.2	3.58	90.9	
210140	4	101.6	4.69	119.1	

Fittings part number starting with "B" are produced according to ASME BPE dimensions.

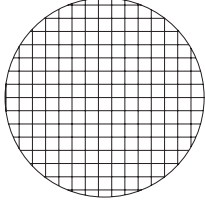

Material Item No.	Material Item No.	Material Item No.	Material Item No.	Size	
42MP-E 290273 290265	42MP-G 290270 290271	42MP-U 290272 290264	42MP-SFY 290274 290266	Inch 1/2 3/4	42MP 
42MP-X 290090 290099				1/2 3/4	42MP 
40MP-E 290141 290044 290043 290048 290036 290018	40MP-N 298428 298427 298425 298505 298506 298426	40MP-U 298451 298452 298453 298454 298455 298456	40MP-SFY 290009 290022 290030 290040 290049 290053	1 1 1/2 2 2 1/2 3 4	40MP/40MO 
40MO-E Not available 290234	40MO-N Not available Not available	40MO-U 298360 290112	40MO-SFY 290093 290220	5 6	
40MP-G 298224 298227 298228 298223 298225 298226	40MP-X 298512 298507 298508 298509 298510 298511	40MP-UW 298501 298495 298496 298499 298497 298498	40MP-SFYW 290071 290070 290062 290057 290055 290086	1 1 1/2 2 2 1/2 3 4	40MP/40MO 
40MO-G Not available 298235 298236 298237 290168	40MO-X Not available Not available Not available Not available	40MO-UW Not available 290195 Not available Not available	40MO-SFYW Not available Not available Not available Not available	5 6 8 10 12	

Code Letter	Material	Code Letter	Material
			Material Descriptions
E	EPDM	SFYW	White Steam Resistant Fluoroelastomer
G	PTFE	X	Silicone (Q)
N	Polyethylene	UW	White Buna N
SFY	Steam Resistant Fluoroelastomer	U	Buna N

Fittings part number starting with "B" are produced according to ASME BPE dimensions.

Material Item No.	Material Item No.	Material Item No.	Size	
40MPF-E	40MPF-U	40MPF-SFY	Inch	40MPF/40MOF
290031	298346	290097	1	
290038	298347	290115	1½	
290017	298376	290117	2	
290035	298348	290118	2½	
290138	298375	290119	3	
290025	298349	9630290172	4	
40MOF-E	40MOF-U	40MOF-SFY		
290131	298220	290182	6	
290114	298221	290202	8	
290226	298222	290237	10	
290088	298409	290024	12	
40MPF-X	40MPF-UW			40MPF/40MOF
298411	298308		1	
298412	298431		1½	
298413	298417		2	
298414	290069		2½	
298415	298432		3	
298416	298433		4	
40MOF-X	40MOF-UW			
298605	290236		6	
298606	290250		8	
298607	290252		10	
298608	Not available		12	
40MHP-E	40MHP-SFY			40MHP
290029	290028		1	
A40MP-GR	A40MO-GR			A40MP/A40MO.
				PTFE Envelope Gasket with SFY
290072			1	
290073			1½	
290074			2	
290075			2½	
290076			3	
290077			4	
	290085		6	

Fittings part number starting with "B" are produced according to ASME BPE dimensions.

Material Item No.	Material Item No.	Material Item No.	Size DN/OD		40MPS, 10 - Mesh Screen Gasket*
			Inch	mm	
298488 298434 298436 290034 298438			1½ 2 2½ 3 4	38.1 50.8 63.5 76.2 101.6	
A80MP-E	A80MP-SFY	A80MP-U	Inch	mm	A80MP, Orifice Plate - 316L
290248 290255 290314 290275	290207 290001 290002 290180	290216 290221 290222 290223 88127976	1½ 2 2½ 3 4	38.1 50.8 63.5 76.2 101.6	

Material Descriptions

Code Letter	Material	Code Letter	Material
E	EPDM	SFY	Steam Resistant Fluoroelastomer
GR	PTFE with Fluoroelastomer Insert	U	Buna N

* Wire diameter = 0.025 inch (0.64 mm)

Holes = 0.075 inch (1.9 mm) square

Open area = 56.3%

Fittings part number starting with "B" are produced according to ASME BPE dimensions.

Tri-Clover Sanitary
 Finish: OD/ID Ra 0.8
 Product code: 5058/AA

Material Item No.	Material Item No.	Size		Dimension						
		DN/OD		A		B				
304	316L	Inch	mm	Inch	mm	Inch	mm	14MPHR - #7		
211469	213384	1 x 1	25.4 x 25.4	1.69	42.9					
211393	213382	1½ x 1½	38.1 x 38.1	1.69	42.9					
211387	213383	2 x 2	50.8 x 50.8	2.31	58.7					
211480	210722	2½ x 2½	63.5 x 63.5	2.00	50.8					
211481	211534	3 x 3	76.2 x 76.2	3.11	79.0					
211482	211535	4 x 4	101.6 x 101.6	3.41	86.5					
Material Item No.	Material Item No.	Size		Dimension						
		DN/OD		A		B		C		
304	316L	Inch	mm	Inch	mm	Inch	mm	Inch	mm	14MPHT - #7
211399	211526	1	25.4	4.50	114.3	0.88	22.2	1.00	25.4	
211396	211527	1½	38.1	4.50	114.3	1.38	34.9	1.50	38.1	
211398	211793	2	50.8	4.50	114.3	1.88	47.6	2.00	50.8	
211394	212039	2½	63.5	4.50	114.3	2.38	60.3	2.50	63.5	
211392	213468	3	76.2	4.50	114.3	2.88	73.0	3.00	76.2	
211402	213493	4	101.6	4.63	117.5	3.83	97.2	4.00	101.6	
A14MHC Sanitary Hose Clamp for Tygon Hose Adapter										
210218		1.125	28.6							
210219		1.250	31.8							
210220		1.375	34.9							
210221		1.500	38.1							
210223		1.750	44.5							
210224		1.875	47.6							
210225		2.000	50.8							
210226		2.125	54.0							
210227		2.250	57.2							
210228		2.375	60.3							
210229		2.500	63.5							
210230		2.625	66.7							
210231		2.750	69.9							
210232		3.000	76.2							
210233		3.250	82.6							
210234		3.500	88.9							
210235		3.750	95.3							
210236		4.000	101.6							
210237		4.250	108.0							
210240		4.500	114.3							
210238		5.000	127.0							
17MP-14 - #7 (3A)										
211942		1	25.4	3.00	76.2					
210571		1½	38.1	3.00	76.2					
211250		2	50.8	3.00	76.2					
210825		2½	63.5	3.50	88.9					
210729		3	76.2	3.75	95.3					
211252		4	101.6	4.00	101.6					
17MP-15 Threaded Bevel Seat Adapter - #7 (3A)										
211288		1	25.4	1.69	42.9					
211230		1½	38.1	1.72	43.7					
211231		2	50.8	1.72	43.7					
211232		2½	63.5	1.84	46.8					
211233		3	76.2	1.91	48.4					
211234		4	101.6	2.34	59.5					

Note: 3A approved for finish #7

Fittings part number starting with "B" are produced according to ASME BPE dimensions.

Tri-Clover Sanitary
 Finish: OD/ID Ra 0.8
 Product code: 5058/AA

Material Item No.	Material Item No.	Size		Dimension				22MP (N.P.T. Pipe Thread - Non 3A) - #7	
		DN/OD		A		B			
304	316L	Inch	mm	Inch	mm	Inch	mm		
211378	210984	1 x ¾	25.4 x 19.0	1.63	41.3				
211331	213625	1 x 1	25.4 x 25.4	1.63	41.3				
211334	213913	1½ x 1¼	38.1 x 31.8	2.25	57.2				
211335	213733	1½ x 1½	38.1 x 38.1	2.25	57.2				
211434	213821	1½ x ¾	38.1 x 19.0	1.63	41.3				
211336	211736	1½ x 1	38.1 x 25.4	1.63	41.3				
211362	213914	2 x 1½	50.8 x 38.1	2.34	59.5				
211337	213623	2 x 2	50.8 x 50.8	1.69	42.9				
211539	210249	2½ x 2	63.5 x 50.8	2.093	35.7				
211332	210318	2½ x 2½	63.5 x 63.5	2.09	53.2				
211340	213649	3 x 3	76.2 x 76.2	2.19	55.6				
211339	210737	4 x 4	101.6 x 101.6	3.65	92.7				
21MP (N.P.T. Pipe Thread - Non 3A) - #7									
211371	213650	1 x ¾	25.4 x 19.0	2.19	55.6	0.98	25.0		
211299	213598	1 x 1	25.4 x 25.4	2.25	57.2	0.69	17.5		
211363	213741	1½ x 1¼	38.1 x 31.8	2.44	61.9	0.70	17.9		
211300	213626	1½ x 1½	38.1 x 38.1	2.44	61.9	0.72	18.3		
211421	212034	1½ x ¾	38.1 x 19.0	2.19	55.6	0.55	13.9		
211306	213740	1½ x 1	38.1 x 25.4	2.31	58.7	0.72	18.3		
211305	210821	1½ x 2	38.1 x 50.8	2.63	66.7	0.72	18.3		
211354	214198	2 x 1½	50.8 x 38.1	2.47	62.7	0.75	19.1		
211301	213624	2 x 2	50.8 x 50.8	2.66	67.5	0.75	19.1		
211369	214009	2½ x 2	63.5 x 50.8	3.13	79.4	1.14	29.0		
211302	213918	2½ x 2½	63.5 x 63.5	3.28	83.3	1.38	34.9		
211303	213597	3 x 3	76.2 x 76.2	3.50	88.9	1.20	30.6		
211304	213596	4 x 4	101.6 x 101.6	3.81	96.8	1.30	32.9		

Fittings part number starting with "B" are produced according to ASME BPE dimensions.

Material Item No.	Material Item No.	Size		Dimension				
		DN/OD		A		B		
		Inch	mm	Inch	mm	Inch	mm	23BMP - No tapped hole - #7
304	316L							
615959	615966	1 & 1/2	38.1	1.98	50.4	0.63	15.9	
615958	615967	2	50.8	2.52	63.9	0.63	15.9	
615960	Contact AL	2 1/2	63.5	3.05	77.4	0.63	15.9	
615961	615969	3	76.2	3.58	90.9	0.63	15.9	
Contact AL	615971	4	101.6	4.69	119.1	0.63	15.9	
								23BMP - Tapped with NPT threads- #7
210623	214206	1 1/2 x 1/2	25.4 x 12.7	1.98	50.3	0.63	15.9	
210596	211677	1 1/2 x 3/4	38.1 x 19.0	1.98	50.3	0.63	15.9	
210626	213599	2 x 3/4	50.8 x 19.0	2.52	64.0	0.63	15.9	
211448	610723	2 1/2 x 3/4	63.5 x 19.0	3.05	77.5	0.63	15.9	
211555	610724	3 x 3/4	76.2 x 19.0	3.58	90.9	0.63	15.9	
211439	610726	4 x 3/4	101.6 x 19.0	4.69	119.1	0.63	15.9	
								16AMP - #7 (3A)
Not available	210518	3/4	19.0	0.19	4.80	0.98	24.9	
210501	210854	1 1/2	38.1	0.25	6.40	1.98	50.4	
210502	210855	2	50.8	0.25	6.40	2.52	63.9	
210503	210856	2 1/2	63.5	0.25	6.40	3.05	77.4	
210504	210857	3	76.2	0.25	6.40	3.58	90.0	
210506	210858	4	101.6	0.31	7.90	4.69	119.1	
261220	260237	6	152.4	0.44	11.10	6.58	167.1	
260509	263509	8	217.9	0.44	11.10	8.58	162.4	
260510	260297	10	268.5	0.44	11.10	10.57	217.9	
260511	263511	12	304.8	0.56	14.30	12.58	319.5	

Note: 16AMP is 3A approved

Fittings part number starting with "B" are produced according to ASME BPE dimensions.

Tri-Clover Sanitary
 Finish: OD/ID Ra 0.8
 Product code: 5070/AG

Material Item No.	Material Item No.	Size DN/OD		Dimension A		Diagram	
		Inch	mm	Inch	mm		
						B31 - 14MP - #7 (3A)	
9634054258	9634-039716	1½ x 1	38.1 x 25.4	3.00	76.2		
9634054259	9634-039717	2 x 1	50.8 x 25.4	5.00	127.0		
9634054260	9634-039718	2 x 1½	50.8 x 38.1	3.00	76.2		
9634069011	9634-039720	2½ x 1½	63.5 x 38.1	5.00	127.0		
9634054262	9634-039721	2½ x 2	63.5 x 50.8	3.00	76.2		
9634600003	9634-039724	3 x 2	76.2 x 50.8	5.00	127.0		
9634600002	9634-039725	3 x 2½	76.2 x 63.5	3.00	76.2		
9634600006	9634-039730	4 x 3	101.6 x 76.2	5.13	130.2		
Not available	9634-050022	6 x 3	152.4 x 76.2	7.63	193.7		
Not available	9634-050025	6 x 4	152.4 x 101.6	7.63	193.7		
							B32 - 14MP - #7 (3A)
9634600007	9634-039816	1½ x 1	38.1 x 25.4	3.00	76.2		
Not available	9634-039817	2 x 1	50.8 x 25.4	5.00	127.0		
9634600010	9634-039818	2 x 1½	50.8 x 38.1	3.00	76.2		
9634600008	9634-039820	2½ x 1½	63.5 x 38.1	5.00	127.0		
9634600009	9634-039821	2½ x 2	63.5 x 50.8	3.00	76.2		
9634600013	9634-039824	3 x 2	76.2 x 50.8	5.00	127.0		
9634600012	9634-039825	3 x 2½	76.2 x 63.5	3.00	76.2		
9634600016	9634-039830	4 x 3	101.6 x 76.2	5.13	130.2		
Not available	9634600026	6 x 3	152.4 x 76.2	7.63	193.7		
Not available	9634-050021	6 x 4	152.4 x 101.6	7.63	193.7		

Note: 3A approved for finish #7

Fittings part number starting with "B" are produced according to ASME BPE dimensions.

Tri-Clover Sanitary
 Finish: OD/ID Ra 0.8
 Product code: 5009/AA

#1	#7 (3A)	Size		Dimension		
		DN/OD		A		
304		304		Inch	mm	B2S
9634000301	9634000308	1	25.4	3.00	76.2	
9634000302	9634000309	1½	38.1	3.75	95.3	
9634000303	9634000310	2	50.8	4.75	120.7	
9634000304	9634000311	2½	63.5	5.50	139.7	
9634000305	9634000312	3	76.2	6.25	158.8	
9634000306	9634000313	4	101.6	8.00	203.2	
Not available	Not available	6	152.4	11.50	292.1	
(3A)						L2S
240400	240403	1	25.4	2.06	52.4	
241400	241403	1½	38.1	2.94	74.6	
242400	242403	2	50.8	4.06	103.2	
243400	243403	2½	63.5	5.19	131.8	
244400	244403	3	76.2	6.31	160.3	
Not available	Not available	4	101.6	8.31	211.11	
(3A)						2WCL
060011	060487	1	25.4	1.50	38.1	
060013	060084	1½	38.1	2.25	57.2	
060014	060033	2	50.8	3.00	76.2	
060015	060185	2½	63.5	3.75	95.3	
060016	060488	3	76.2	4.50	114.3	
060017	060275	4	101.6	6.00	152.4	
060019	060293	6	152.4	9.00	228.6	
(3A)						B2KS
9634000501	9634000508	1	25.4	2.25	57.2	
9634000502	9634000509	1½	38.1	2.50	63.5	
9634000503	9634000510	2	50.8	3.00	76.2	
9634000504	9634000511	2½	63.5	3.38	85.7	
9634000505	9634000512	3	76.2	3.63	92.1	
9634000506	9634000513	4	101.6	4.50	114.3	
Not available	9634048643	6	152.4	6.25	158.8	

Note: 3A approved for finish #3 and #7

Fittings part number starting with "B" are produced according to ASME BPE dimensions.

Tri-Clover Sanitary
Finish: OD/ID Ra 0.8
Product code: 5009/AA

#1	#3 (3A)	#7 (3A)	Size		Dimension		
			DN/OD		A		
316L		316L	Inch	mm	Inch	mm	B2S
9634000315	9634000329	9634000322	1	25.4	3.00	76.2	
9634000316	9634000330	9634000323	1½	38.1	3.75	95.3	
9634000317	9634000331	9634000324	2	50.8	4.75	120.7	
9634000318	9634000332	9634000325	2½	63.5	5.50	139.7	
9634000319	9634000333	9634000326	3	76.2	6.25	158.8	
9634000320	9634000334	9634000327	4	101.6	8.00	203.2	
Not available	Not available	9634048644	6	152.4	11.50	292.1	
	(3A)	(3A)					L2S
245847	245918	245904	1	25.4	2.06	52.4	
245851	245922	240015	1½	38.1	2.94	74.6	
245853	245916	240034	2	50.8	4.06	103.2	
245854	245923	245966	2½	63.5	5.19	131.8	
245855	245924	240012	3	76.2	6.31	160.3	
Not available	Not available	Not available	4	101.6	8.31	211.1	
		(3A)					2WCL
062011	Not available	060589	1	25.4	1.50	38.1	
062013	Not available	060590	1½	38.1	2.25	57.2	
062014	Not available	060421	2	50.8	3.00	76.2	
062015	Not available	060025	2½	63.5	3.75	95.3	
062016	Not available	060281	3	76.2	4.50	114.3	
062017	Not available	060591	4	101.6	6.00	152.4	
062019	Not available	060268	6	152.4	9.00	228.6	
		(3A)					B2KS
9634000515		9634000522	1	25.4	2.25	57.2	
9634000516		9634000523	1½	38.1	2.50	63.5	
9634000517		9634000524	2	50.8	3.00	76.2	
9634000518		9634000525	2½	63.5	3.38	85.7	
9634000519		9634000526	3	76.2	3.63	92.1	
9634000520		9634000527	4	101.6	4.50	114.3	
Not available	Not available	9634048643	6	152.4	6.25	158.8	
		(3A)					2WK
062048	Not available	060728	1	25.4	0.63	15.9	
062050	Not available	060729	1½	38.1	0.94	23.8	
062051	Not available	060730	2	50.8	1.25	31.8	
062052	Not available	060731	2½	63.5	1.56	39.7	
062053	Not available	060283	3	76.2	1.88	47.6	
062054	Not available	060732	4	101.6	2.50	63.5	
061101	Not available	9634050000	6	152.4	3.75	95.3	

Note: 3A approved for finish #3 and #7

Fittings part number starting with "B" are produced according to ASME BPE dimensions.

Tri-Clover Sanitary
 Finish: OD/ID Ra 0.8
 Product code: 5009/AA

Material Item No.	Material Item No.	Size		Dimension				
		DN/OD		A		B		
304	316L	Inch	mm	Inch	mm	Inch	mm	L2CM - #7 (3A)
240226	246076	1	25.4	2.06	52.4	2.56	65.1	
241229	246038	1½	38.1	2.94	74.6	3.44	87.3	
242227	245920	2	50.8	4.06	103.2	4.56	115.9	
243229	246100	2½	63.5	5.19	131.8	5.69	144.5	
244229	246096	3	76.2	6.31	160.3	6.81	173.0	
245210	242068	4	101.6	8.31	211.1	8.94	227.0	
L2C Bend 90°, Threaded Bevel Seat - #7 (3A)								
240203		1	25.4	2.06	52.4	2.75	69.9	
241203		1½	38.1	2.94	74.6	3.66	92.9	
242203		2	50.8	4.06	103.2	4.78	121.4	
243204		2½	63.5	5.19	131.8	6.03	153.2	
244203		3	76.2	6.31	160.3	7.22	183.4	
240332		4	101.6	8.31	211.1	9.53	242.1	
L2F Bend 90°, Plain Bevel Seat - #7 (3A)								
240253		1	25.4	2.06	52.4	2.75	69.9	
241253		1½	38.1	2.94	74.6	3.66	92.9	
242253		2	50.8	4.06	103.2	4.78	121.4	
243253		2½	63.5	5.19	131.8	6.03	153.2	
244253		3	76.2	6.31	160.3	7.22	183.4	
245253		4	101.6	8.31	211.1	9.53	242.1	
2WUL Bend 180°, No Tangent - #1								
060071		1	25.4	1.50	38.1			
060073		1½	38.1	2.25	57.2			
060074		2	50.8	3.00	76.2			
060003		2½	63.5	3.75	95.3			
060076		3	76.2	4.50	114.3			
061100		4	101.6	6.00	152.4			

Note: 3A approved for finish #7

Fittings part number starting with "B" are produced according to ASME BPE dimensions.

Tri-Clover Sanitary
 Finish: OD/ID Ra 0.8
 Product code: 5029/AA

#1 Item No.	#3 (3A) Item No.	#7 (3A) Item No.	Size		Dimension A		Dimension B		
			Inch	mm	Inch	mm	Inch	mm	
B7WWW									
304									
9634000701	Not available	9634000708	1	25.4	2.13	54.0			
9634000702	Not available	9634000709	1½	38.1	2.38	60.3			
9634000703	Not available	9634000710	2	50.8	2.88	73.0			
9634000704	Not available	9634000711	2½	63.5	3.13	79.4			
9634000705	Not available	9634000712	3	76.2	3.38	85.7			
9634000706	Not available	9634000713	4	101.6	4.13	104.8			
Not available	Not available	Not available	6	152.4	5.63	142.9			
304L									
L7WWW									
9613-4666-13		9613-4666-01	1	25.4	1.13	28.6			
9613-4666-14		9613-4666-02	1½	38.1	1.66	42.1			
9613-4666-15		9613-4666-03	2	50.8	2.06	52.4			
9613-4666-16		9613-4666-04	2½	63.5	2.34	59.5			
9613-4666-17		9613-4666-05	3	76.2	2.59	65.9			
9613-4666-18		9613-4666-06	4	101.6	3.44	87.3			
(3A)									
B7WWM									
		9634002715	1	25.4	2.13	54.0	2.63	66.7	
		9634002716	1½	38.1	2.38	60.3	2.88	73.0	
		9634002717	2	50.8	2.88	73.0	3.38	85.7	
		9634002718	2½	63.5	3.13	79.4	3.63	92.1	
		9634002719	3	76.2	3.38	85.7	3.88	98.4	
		9634002720	4	101.6	4.13	104.8	4.75	120.7	
316L									
B7WWW									
9634000715	9634000736	9634000722	1	25.4	2.13	54.0			
9634000716	9634000737	9634000723	1½	38.1	2.38	60.3			
9634000717	9634000738	9634000724	2	50.8	2.88	73.0			
9634000718	9634000739	9634000725	2½	63.5	3.13	79.4			
9634000719	9634000740	9634000726	3	76.2	3.38	85.7			
9634000720	9634000741	9634000727	4	101.6	4.13	104.8			
9634000721	Not available	9634000728	6	152.4	5.63	142.9			
316L									
L7WWW									
9613-4666-19		9613-4666-07	1	25.4	1.13	28.6			
9613-4666-20		9613-4666-08	1½	38.1	1.66	42.1			
9613-4666-21		9613-4666-09	2	50.8	2.06	52.4			
9613-4666-22		9613-4666-10	2½	63.5	2.34	59.5			
9613-4666-23		9613-4666-11	3	76.2	2.59	65.9			
9613-4666-24		9613-4666-12	4	101.6	3.44	87.3			
(3A)									
B7WWM									
Not available	Not available	9634002736	1	25.4	2.13	54.0	2.63	66.7	
Not available	Not available	9634002737	1½	38.1	2.38	60.3	2.88	73.0	
Not available	Not available	9634002738	2	50.8	2.88	73.0	3.38	85.7	
Not available	Not available	9634002739	2½	63.5	3.13	79.4	3.63	92.1	
Not available	Not available	9634002740	3	76.2	3.38	85.7	3.88	98.4	
Not available	Not available	9634002741	4	101.6	4.13	104.8	4.75	120.7	

Note: 3A approved for finish #3 and #7

Fittings part number starting with "B" are produced according to ASME BPE dimensions.

Tri-Clover Sanitary
 Finish: OD/ID Ra 0.8
 Product code: 5029/AA

#1 Item No.	#7 (3A) Item No.	Size DN/OD		Dimension A		Dimension B		B7RWWW
		Inch	mm	Inch	mm	Inch	mm	
9634001201	9634001217	1½ x 1	38.1 x 25.4	2.38	60.3	2.38	60.3	
9634001202	9634001218	2 x 1	50.8 x 25.4	2.88	73.0	2.63	66.7	
9634001203	9634001219	2 x 1½	50.8 x 38.1	2.88	73.0	2.63	66.7	
9634001204	9634001220	2½ x 1	63.5 x 25.4	3.13	79.4	2.88	73.0	
9634001205	9634001221	2½ x 1½	63.5 x 38.1	3.13	79.4	2.88	73.0	
9634001206	9634001222	2½ x 2	63.5 x 50.8	3.13	79.4	2.88	73.0	
9634001207	9634001223	3 x 1	76.2 x 25.4	3.38	85.7	2.88	79.4	
9634001208	9634001224	3 x 1½	76.2 x 38.1	3.38	85.7	3.13	79.4	
9634001209	9634001225	3 x 2	76.2 x 50.8	3.38	85.7	3.13	79.4	
9634001210	9634001226	3 x 2½	76.2 x 63.5	3.38	85.7	3.13	79.4	
9634001211	9634001227	4 x 1	101.6 x 25.4	4.13	104.8	3.13	92.1	
9634001212	9634001228	4 x 1½	101.6 x 38.1	4.13	104.8	3.63	92.1	
9634001213	9634001229	4 x 2	101.6 x 50.8	4.13	104.8	3.88	98.4	
9634001214	9634001230	4 x 2½	101.6 x 63.5	4.13	104.8	3.88	98.4	
9634001215	9634001231	4 x 3	101.6 x 76.2	4.13	104.8	3.88	98.4	

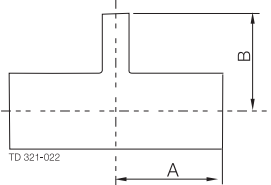
N/A = Not available

Note: 3A approved for finish #3 and #7

Fittings part number starting with "B" are produced according to ASME BPE dimensions.

#1 Item No.	#3 (3A) Item No.	Size DN/OD		Dimension A		Dimension B		B7RWWW
		Inch	mm	Inch	mm	Inch	mm	
9634001233	9634001265	1½ x 1	38.1 x 25.4	2.38	60.3	2.38	60.3	
9634001234	9634001266	2 x 1	50.8 x 25.4	2.88	73.0	2.63	66.7	
9634001235	9634001267	2 x 1½	50.8 x 38.1	2.88	73.0	2.63	66.7	
9634001236	9634001268	2½ x 1	63.5 x 25.4	3.13	79.4	2.88	73.0	
9634001237	9634001269	2½ x 1½	63.5 x 38.1	3.13	79.4	2.88	73.0	
9634001238	9634001270	2½ x 2	63.5 x 50.8	3.13	79.4	2.88	73.0	
9634001239	9634001271	3 x 1	76.2 x 25.4	3.38	85.7	2.88	79.4	
9634001240	9634001272	3 x 1½	76.2 x 38.1	3.38	85.7	3.13	79.4	
9634001241	9634001273	3 x 2	76.2 x 50.8	3.38	85.7	3.13	79.4	
9634001242	9634001274	3 x 2½	76.2 x 63.5	3.38	85.7	3.13	79.4	
9634001243	9634001275	4 x 1	101.6 x 25.4	4.13	104.8	3.13	92.1	
9634001244	9634001276	4 x 1½	101.6 x 38.1	4.13	104.8	3.63	92.1	
9634001245	9634001277	4 x 2	101.6 x 50.8	4.13	104.8	3.88	98.4	
9634001246	9634001278	4 x 2½	101.6 x 63.5	4.13	104.8	3.88	98.4	
9634001247	9634001279	4 x 3	101.6 x 76.2	4.13	104.8	3.88	98.4	

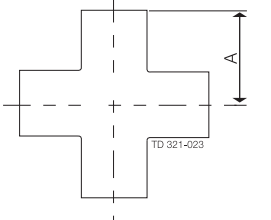
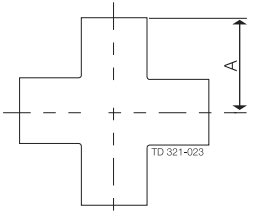
Tri-Clover Sanitary
Finish: OD/ID Ra 0.8
Product code: 5029/AA

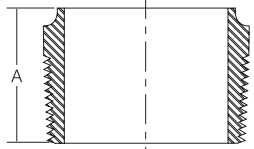
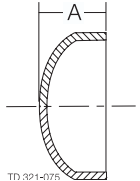
#7 (3A) Item No.	Size DN/OD		Dimension A		Dimension B		B7RWWW
	Inch	mm	Inch	mm	Inch	mm	
9634001249	1½ x 1	38.1 x 25.4	2.38	60.3	2.38	60.3	
9634001250	2 x 1	50.8 x 25.4	2.88	73.0	2.63	66.7	
9634001251	2 x 1½	50.8 x 38.1	2.88	73.0	2.63	66.7	
9634001252	2½ x 1	63.5 x 25.4	3.13	79.4	2.88	73.0	
9634001253	2½ x 1½	63.5 x 38.1	3.13	79.4	2.88	73.0	
9634001254	2½ x 2	63.5 x 50.8	3.13	79.4	2.88	73.0	
9634001255	3 x 1	76.2 x 25.4	3.38	85.7	2.88	79.4	
9634001256	3 x 1½	76.2 x 38.1	3.38	85.7	3.13	79.4	
9634001257	3 x 2	76.2 x 50.8	3.38	85.7	3.13	79.4	
9634001258	3 x 2½	76.2 x 63.5	3.38	85.7	3.13	79.4	
9634001259	4 x 1	101.6 x 25.4	4.13	104.8	3.13	92.1	
9634001260	4 x 1½	101.6 x 38.1	4.13	104.8	3.63	92.1	
9634001261	4 x 2	101.6 x 50.8	4.13	104.8	3.88	98.4	
9634001262	4 x 2½	101.6 x 63.5	4.13	104.8	3.88	98.4	
9634001263	4 x 3	101.6 x 76.2	4.13	104.8	3.88	98.4	
Not available	6 x ½	152.4 x 12.7	5.63	142.9	5.13	130.2	
Not available	6 x ¾	152.4 x 19.0	5.63	142.9	5.13	130.2	
9634048303	6 x 1	152.4 x 25.4	5.63	142.9	5.13	130.2	
9634048304	6 x 1½	152.4 x 38.1	5.63	142.9	5.13	130.2	
9634048305	6 x 2	152.4 x 50.8	5.63	142.9	5.13	130.2	
9634048306	6 x 2½	152.4 x 63.5	5.63	142.9	5.13	130.2	
9634048307	6 x 3	152.4 x 76.2	5.63	142.9	5.13	130.2	
9634001264	6 x 4	152.4 x 101.6	5.63	142.9	5.13	130.2	

N/A = Not available

Note: 3A approved for finish #3 and #7

Fittings part number starting with "B" are produced according to ASME BPE dimensions.

#1	#7 (3A)	Size DN/OD		Dimension A		B9WWW
		Inch	mm	Inch	mm	
304	304	Inch	mm	Inch	mm	B9WWW
9634000901	9634000908	1	25.4	2.13	54.0	
9634000902	9634000909	1½	38.1	2.38	60.3	
9634000903	9634000910	2	50.8	2.88	73.0	
9634000904	9634000911	2½	63.5	3.13	79.4	
9634000905	9634000912	3	76.2	3.38	85.7	
9634000906	9634000913	4	101.6	4.13	104.8	
316L	316L	Inch	mm	Inch	mm	B9WWW
9634000915	9634000922	1	25.4	2.13	54.0	
9634000916	9634000923	1½	38.1	2.38	60.3	
9634000917	9634000924	2	50.8	2.88	73.0	
9634000918	9634000925	2½	63.5	3.13	79.4	
9634000919	9634000926	3	76.2	3.38	85.7	
9634000920	9634000927	4	101.6	4.13	104.8	

Material Item No.	Material Item No.	Size DN/OD		Dimension A		
		Inch	mm	Inch	mm	
304	316L					19WB Male NPT Adapter - #1
060196	060064	½	12.7	1.31	33.3	 TD:321-076
060448	062448	¾	19.0	1.63	41.3	
060449	062449	1	25.4	1.75	44.5	
060451	062451	1½	38.1	1.75	44.5	
060452	062452	2	50.8	1.81	46.0	
060453	062453	2½	63.5	2.31	58.7	
060454	062454	3	76.2	2.5	63.5	
060733	062455	4	101.6	2.56	65.1	
060426	060120	1	25.4	0.38	9.5	 TD:321-076
060428	060122	1½	38.1	0.56	14.3	
060429	062430	2	50.8	0.75	19.1	
060430	060177	2½	63.5	1.00	25.4	
060431	060037	3	76.2	1.25	31.8	
060432	060259	4	101.6	1.50	38.1	
060434	060335	6	152.4	2.25	57.2	
	060029	8	203.2	2.63	66.7	

Fittings part number starting with "B" are produced according to ASME BPE dimensions.

Tri-Clover Sanitary
 Finish: OD/ID Ra 0.8
 Material: 316L
 Product code: 5069/AG

#1 Item No.	#7 (3A) Item No.	Size DN/OD		Dimension A			
		Inch	mm	Inch	mm		
304	304					L31	
241815	241818	1½ x 1	38.1 x 25.4	2.00	50.8		
Not available	242725	2 x 1	50.8 x 25.4	4.00	101.6		
242740	242743	2 x 1½	50.8 x 38.1	2.00	50.8		
243821	243777	2½ x 1½	63.5 x 38.1	4.75	120.7		
243817	243781	2½ x 2	63.5 x 50.8	2.00	50.8		
244857	244787	3 x 1½	76.2 x 38.1	6.00	152.4		
244861	244874	3 x 2	76.2 x 50.8	4.00	101.6		
244865	244795	3 x 2½	76.2 x 63.5	2.00	50.8		
245754	245784	4 x 2	101.6 x 50.8	8.00	203.2		
245758	245785	4 x 2½	101.6 x 63.5	6.00	152.4		
245762	245786	4 x 3	101.6 x 76.2	4.00	101.6		
9634600017	9634600018	6 x 3	152.4 x 76.2	5.50	139.7		
9634600019	9634600020	6 x 4	152.4 x 101.6	5.50	139.7		
	(3A)						L32
241820	241834	1½ x 1	38.1 x 25.4	2.00	50.8		
9634600021	240977	2 x 1	50.8 x 25.4	4.00	101.6		
242841	242844	2 x 1½	50.8 x 38.1	2.00	50.8		
243844	243847	2½ x 1½	63.5 x 38.1	4.00	101.6		
243848	243851	2½ x 2	63.5 x 50.8	2.00	50.8		
244889	244880	3 x 2	76.2 x 50.8	4.00	101.6		
244893	244894	3 x 2½	76.2 x 63.5	2.00	50.8		
245841	Not available	4 x 2	101.6 x 50.8	8.00	203.2		
245845	245836	4 x 2½	101.6 x 63.5	6.00	152.4		
245849	245848	4 x 3	101.6 x 76.2	4.00	101.6		
9634600022	9634600023	6 x 3	152.4 x 76.2	5.50	139.7		
9634600024	9634600025	6 x 4	152.4 x 101.6	5.50	139.7		
316L	316L					L31	
246212	246214	1½ x 1	38.1 x 25.4	2.00	50.8		
9634047933	9634047934	2 x 1	50.8 x 25.4	4.00	101.6		
245941	240030	2 x 1½	50.8 x 38.1	2.00	50.8		
241092	240962	2½ x 1½	63.5 x 38.1	4.75	120.7		
245939	246005	2½ x 2	63.5 x 50.8	2.00	50.8		
246127	246129	3 x 1½	76.2 x 38.1	6.00	152.4		
246149	240029	3 x 2	76.2 x 50.8	4.00	101.6		
246006	246036	3 x 2½	76.2 x 63.5	2.00	50.8		
242069	240963	4 x 2	101.6 x 50.8	8.00	203.2		
241093	240964	4 x 2½	101.6 x 63.5	6.00	152.4		
245938	246067	4 x 3	101.6 x 76.2	4.00	101.6		
9634050005	9634049355	6 x 3	152.4 x 76.2	5.50	139.7		
9634050007	9634049356	6 x 4	152.4 x 101.6	5.50	139.7		
	(3A)						L32
241103	240976	1½ x 1	38.1 x 25.4	2.00	50.8		
9634047935	240977	2 x 1	50.8 x 25.4	4.00	101.6		
242836	240978	2 x 1½	50.8 x 38.1	2.00	50.8		
242070	240979	2½ x 1½	63.5 x 38.1	4.00	101.6		
243858	240980	2½ x 2	63.5 x 50.8	2.00	50.8		
242071	240982	3 x 2	76.2 x 50.8	4.00	101.6		
242164	240983	3 x 2½	76.2 x 63.5	2.00	50.8		
242072	240984	4 x 2	101.6 x 50.8	8.00	203.2		
242073	240985	4 x 2½	101.6 x 63.5	6.00	152.4		
242074	240986	4 x 3	101.6 x 76.2	4.00	101.6		
9634050001	9634050002	6 x 3	152.4 x 76.2	5.50	139.7		
9634050003	9634049354	6 x 4	152.4 x 101.6	5.50	139.7		

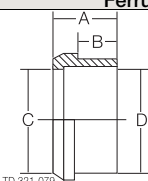
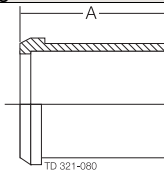
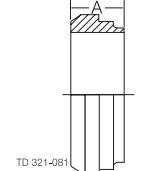
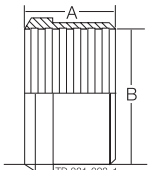
Note: 3A approved for finish #7

Fittings part number starting with "B" are produced according to ASME BPE dimensions.

1.3 Bevel Seat Fittings

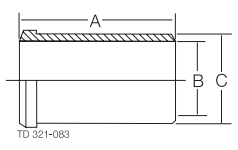
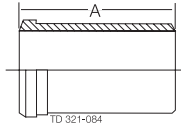
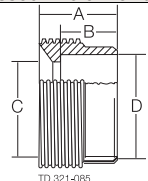
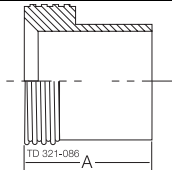


Price Sheets	
Ferrules	1.3.33
Nuts, Gaskets and Solid End Caps	1.3.36
Adapters	1.3.37

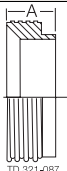
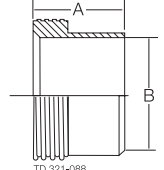
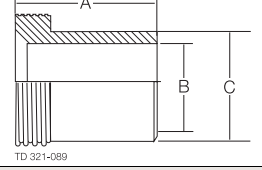
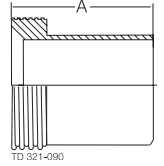
Item No.	Item No.	Size		Dimension								
				A		B		C		D		
304	316L	inch	mm	inch	mm	inch	mm	inch	mm	inch	mm	
14 Plain Recessed Weld Ferrule - #7												
010233	Not available	1		0.75	19.0	0.50	12.7	0.88	22.2	1.00	25.4	
011266	Not available	1½		0.88	22.0	0.63	15.9	1.38	34.9	1.50	38.1	
012370	Not available	2		0.97	24.6	0.69	17.5	1.88	47.6	2.00	50.8	
013253	Not available	2½		1.06	27.0	0.75	19.0	2.38	60.3	2.50	63.5	
014291	Not available	3		1.13	28.6	0.81	20.6	2.88	73.0	3.00	76.2	
015365	Not available	4		1.25	31.8	0.94	23.8	3.83	97.2	4.00	101.6	
L14A Plain Long Weld Ferrule - #7 (3A)												
240603	246051	1	25.4	1.38	34.9							
241603	246107	1½	38.1	1.50	38.1							
242603	246086	2	50.8	1.50	38.1							
243603	246035	2½	63.5	1.75	44.5							
244603	246062	3	76.2	1.75	44.5							
245603	241090	4	101.6	1.75	44.5							
14PRFS Plain Short Weld Ferrule - #7 (3A)												
610866	610758	1	25.4	0.69	17.5							
610867	610762	1½	38.1	0.72	18.3							
610868	610784	2	50.8	0.72	18.3							
610869	610789	2½	63.5	0.84	21.4							
610870	610811	3	76.2	0.91	23.0							
610871	610847	4	101.6	1.031	31.0							
14R Plain Ferrule for Expanding - #7 (3A)¹												
010254		1	25.4	0.75	19.0	1.00	25.4					
011290		1½	38.1	1.125	28.6	1.50	38.1					
012395		2	50.8	1.312	33.3	2.00	50.8					
013280		2½	63.5	1.375	34.9	2.50	63.5					
014320		3	76.2	1.437	36.5	3.00	76.2					
015400		4	101.6	1.50	38.1	4.00	101.6					

Note: L14A, 14PRFS and 14R are 3A approved

¹ = 3A approved for modifying or repairing existing on-site farm milk handling equipment

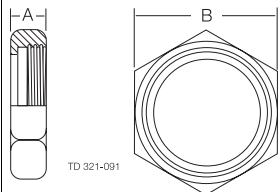

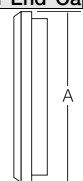
Item No.	Item No.	Size		Dimension								
				A		B		C		D		
304	316L	inch	mm	inch	mm	inch	mm	inch	mm	inch	mm	
14W Plain Tank Weld Ferrule - #7 (3A)												
010066	Not available	1	25.4	2.38	60.3	0.88	22.2	1.16	29.4			 <p>TD 321-083</p>
011298	Not available	1½	38.1	2.53	64.3	1.38	34.9	1.67	42.5			
012405	Not available	2	50.8	2.78	70.6	1.88	47.6	2.19	55.6			
013287	Not available	2½	63.5	3.06	77.8	2.38	60.3	2.70	68.6			
014329	Not available	3	76.2	3.53	89.7	2.88	73.0	3.22	81.8			
015407	Not available	4	101.6	4.31	109.5	3.83	97.2	1.25	108.0			
14WL Plain Light Tank Weld Ferrule - #7 (3A)												
010268		1	25.4	2.00	50.8							 <p>TD 321-084</p>
011306		1½	38.1	2.25	57.2							
012414		2	50.8	2.50	63.5							
013295		2½	63.5	2.75	69.9							
014335		3	76.2	3.00	76.2							
015415		4	101.6	4.00	101.6							
15 Threaded Recessed Weld Ferrule - #7												
010276		1	25.4	0.81	20.6	0.50	12.7	0.88	22.2	1.00	25.4	 <p>TD 321-085</p>
011315		1½	38.1	0.88	22.2	0.63	15.9	1.38	34.9	1.50	38.1	
012425		2	50.8	1.03	26.2	0.69	17.5	1.88	14.6	2.00	50.8	
013303		2½	63.5	1.13	28.6	0.75	19.0	2.38	60.3	2.50	63.5	
014346		3	76.2	1.25	31.8	0.81	20.6	2.88	73.0	3.00	76.2	
015425		4	101.6	1.38	34.9	0.94	23.8	3.83	97.2	4.00	101.6	
L15A Threaded Long Weld Ferrule - #7 (3A)												
240618	246082	1	25.4	1.38	34.9							 <p>TD 321-086</p>
241618	241089	1½	38.1	1.50	38.1							
242618	246370	2	50.8	1.50	38.1							
243618	246063	2½	63.5	1.75	44.5							
244618	246084	3	76.2	1.75	44.5							
245618	241091	4	101.6	1.75	44.5							

Note: 14W, 14WL and L15A are 3A approved

Item No.	Item No.	Size		Dimension						
				A		B		C		
304	316L	inch	mm	inch	mm	inch	mm	inch	mm	15TRFS Threaded Short Weld Ferrule - #7 (3A)
610878	610895	1	25.4	0.69	17.5					 <p>TD 321-087</p>
610879	610922	1½	38.1	0.72	18.3					
610880	610924	2	50.8	0.72	18.3					
610881	610926	2½	63.5	0.84	21.4					
610882	610928	3	76.2	0.91	23.0					
610883	610930	4	101.6	1.031	13.5					
15R Threaded Ferrule for Expanding - #7 (3A)¹										
010291		1	25.4	0.81	20.6	1.00	25.4			 <p>TD 321-088</p>
011331		1½	38.1	1.13	28.6	1.50	38.1			
012445		2	50.8	1.38	34.9	2.00	50.8			
013317		2½	63.5	1.50	38.1	2.50	63.5			
014360		3	76.2	1.63	41.3	3.00	76.2			
015439		4	101.6	1.63	41.3	4.00	101.6			
15W Threaded Tank Weld Ferrule - #7 (3A)										
010307		1	25.4	1.50	38.1	0.88	22.2	1.25	31.8	 <p>TD 321-089</p>
011350		1½	38.1	1.63	41.3	1.38	34.9	1.75	44.5	
012465		2	50.8	1.75	44.5	1.88	47.6	2.31	58.7	
013335		2½	63.5	1.75	44.5	2.38	60.3	2.88	73.0	
014375		3	76.2	1.81	46.0	2.88	73.0	3.38	85.7	
015453		4	101.6	2.13	54.0	3.83	97.2	4.25	108.0	
15WL Threaded Light Tank Weld Ferrule - #7 (3A)										
010315		1	25.4	2.00	50.8					 <p>TD 321-090</p>
011357		1½	38.1	2.25	57.2					
012476		2	50.8	2.50	63.5					
013343		2½	63.5	2.75	69.9					
014384		3	76.2	3.00	76.2					
015460		4	101.6	4.00	101.6					

Note: 3A approved for finish #7

¹ = 3A approved for modifying or repairing existing on-site farm milk handling equipment

Item No.	Size		Dimension				
			A		B		
	inch	mm	inch	mm	inch	mm	
304							13H Bevel Seat Nut
010221	1	25.4	0.91	23.0	1.81	46.0	 <p>TD 321-091</p>
011250	1½	38.1	0.97	24.6	2.41	61.1	
012350	2	50.8	1.06	27.0	3.00	76.2	
013236	2½	63.5	1.19	30.2	3.59	91.3	
014265	3	76.2	1.28	32.5	4.19	106.4	
015340	4	101.6	1.50	38.1	5.44	138.1	
NEO							ST40 Gasket (Snap Tite)
88110111	1	25.4					 <p>TD 321-092</p>
88110112	1½	38.1					
88110113	2	50.8					
88110114	2½	63.5					
88110115	3	76.2					
304							16A Plain Solid End Cap - #7 (3A)
010323	1	25.4	1.31	33.3			 <p>TD 321-093</p>
011365	1½	38.1	1.84	46.8			
012485	2	50.8	2.38	60.3			
013350	2½	63.5	2.91	73.8			
014394	3	76.2	3.44	87.3			
015467	4	101.6	4.50	114.3			

Note: 3A approved for finish #7

Item No.	Size		Dimension				
			A		B		
304	inch	mm	inch	mm	inch	mm	14AHR Plain x Rubber Hose Adapter - #7
011848	1½	38.1	1.687	176.2	1.50	38.1	<p>TD 321-094</p>
012913	2	50.8	2.31	58.7	2.00	50.8	
013269	2½	63.5	2.34	59.5	2.50	63.5	
014891	3	76.2	3.50	88.9	3.00	76.2	
Not available	4	101.6	4.00	101.6	4.00	101.6	
14AHT Plain x Tygon Hose Adapter - #7							
010747	1	25.4	4.69	119.1	1.00	25.4	<p>TD 321-095</p>
011867	1½	38.1	4.72	119.9	1.50	38.1	
012959	2	50.8	4.72	119.9	2.00	50.8	
013267	2½	63.5	4.84	123.0	2.50	63.5	
014296	3	76.2	4.91	124.6	3.00	76.2	
015380	4	101.6	5.22	132.6	4.00	101.6	
15AHT Threaded x Tygon Hose Adapter - #7							
010286	1	25.4	4.50	119.1	1.00	25.4	<p>TD 321-096</p>
011327	1½	38.1	4.50	119.9	1.50	38.1	
012432	2	50.8	4.50	119.9	2.00	50.8	
013322	2½	63.5	4.50	123.0	2.50	63.5	
014966	3	76.2	4.50	124.6	3.00	76.2	
015438	4	101.6	5.00	132.6	4.00	101.6	
21 Threaded x Male NPT Adapter - #7							
010389	1 x 1	25.4 x 25.4	2.25	57.2	0.66	16.7	<p>TD 321-097</p>
011450	1½ x 1½	38.1 x 38.1	2.44	61.9	0.72	18.3	
012575	2 x 2	50.8 x 50.8	2.66	67.5	0.75	19.1	
013415	2½ x 2½	63.5 x 63.5	3.28	83.3	1.14	29.0	
014465	3 x 3	76.2 x 76.2	3.50	88.9	1.20	30.6	
22 Threaded x Female NPT Adapter - #7							
010404	1 x 1	25.4 x 25.4	2.17	55.0	0.60	15.2	<p>TD 321-098</p>
011470	1½ x 1½	38.1 x 38.1	2.25	57.2	0.55	13.9	
012593	2 x 2	50.8 x 50.8	2.34	59.5	0.55	13.9	
013429	2½ x 2½	63.5 x 63.5	2.09	53.2	0.67	17.1	
014483	3 x 3	76.2 x 76.2	2.19	55.6	0.75	19.1	

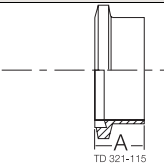
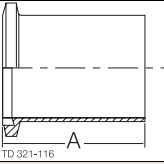

1.4 Other Fittings



Price Sheets

DC Fittings	1.4.39
H-Line Fittings	1.4.40
HDI Fittings	1.4.41
John Perry Fittings	1.4.43
IPS Schedule 5 Fittings	1.4.45

1.4

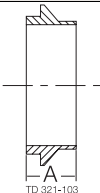
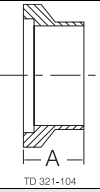
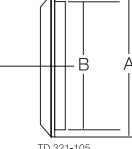
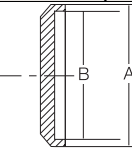
Item No.	Item No.	Size		Dimension		
		inch	mm	A		
304	316L			inch	mm	15TRFDC Threaded Short Weld Ferrule #7 (3A)
9611344622	9611344623	1½	38.1	0.72	18.3	
9611344602	9611344603	2	50.8	0.75	19.1	
9611344632	9611344633	2½	63.5	0.88	22.2	
9611344642	9611344643	3	76.2	0.91	23.0	
9611344652	9611344653	4	101.6	1.03	26.2	
L15ADC Threaded Long Weld Ferrule #7 (3A)						
9611344982	9611344992	1½	38.1	1.50	38.1	
9611344983	9611344993	2	50.8	1.50	38.1	
9611344984	241885	2½	63.5	1.75	44.5	
9611344985	9611344995	3	76.2	1.75	44.5	
9611344986	Not available	4	101.6	1.75	44.5	
U - Buna N		inch	mm			DC40 Gasket
8811045		1½	38.1			
8811046		2	50.8			
8811047		2½	63.5			
8811048		3	76.2			
88121294		4	101.6			

Note: 3A approved for finish #7

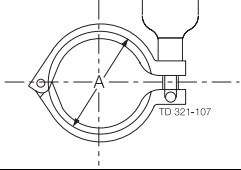


Item No.	Item No.	Size		Dimension				
				A		B		
304	316L	inch	mm	inch	mm	inch	mm	H-14W Male Short Weld Ferrule - #7 (3A)
Not available	88243040	1	25.4	1.00	25.4			
9611342140	9611342150	1½	38.1	1.00	25.4			
9611342141	9611342151	2	50.8	1.00	25.4			
9611342142	9611342152	2½	63.5	1.00	25.4			
Not available	9611342153	3	76.2	1.00	25.4			
9611342144	9611342154	4	101.6	1.00	25.4			
H-15W Female Short Weld Ferrule - #7 (3A)								
Not available	88243031	1	25.4	1.00	25.4			
9611342040	9611342050	1½	38.1	1.00	25.4			
9611342041	9611342051	2	50.8	1.00	25.4			
9611342042	9611342052	2½	63.5	1.00	25.4			
9611342043	9611342053	3	76.2	1.00	25.4			
9611342044	9611342054	4	101.6	1.00	25.4			
H-16A-14 Male Solid End Cap - #7 (3A)								
9611341980	9611341990	1½	38.1	2.00	50.8	1.63	41.3	
9611341981	9611341991	2	50.8	2.50	63.5	2.13	54.0	
Contact AL	9611341992	2½	63.5	3.03	77.0	2.63	66.7	
9611341983	9611341993	3	76.2	3.56	90.5	3.13	79.4	
9611341984	9611341994	4	101.6	4.69	119.1	4.09	104.0	
X - Silicone		U - Buna N						H40 Gasket
88117112	Not available	1½	38.1					
88117113	88133583	2	50.8					
88117114	88143695	2½	63.5					
88117115	88138865	3	76.2					
9635117116	88136333	4	101.6					

Note: 3A approved for finish #7

1.4

Item No.	Item No.	Size		Dimension				
				A		B		
304	316L	inch	mm	inch	mm	inch	mm	HDI-14W Male Short Ferrule - #7 (3A)
9612016601	9612016701	1	25.4	0.78	19.8			 TD 321-103
9612016602	9612016702	1½	38.1	0.94	23.8			
9612016603	9612016703	2	50.8	1.03	26.2			
9612016604	9612016704	2½	63.5	1.16	29.4			
9612016605	9612016705	3	76.2	1.22	31.0			
9612016606	9612016706	4	101.6	1.34	34.1			
HDI-15W Female Short Ferrule - #7 (3A)								
9612017401	9612017501	1	25.4	0.78	19.8			 TD 321-104
9612017402	9612017502	1½	38.1	0.94	23.8			
9612017403	9612017503	2	50.8	1.03	26.2			
9612017404	9612017504	2½	63.5	1.16	29.4			
9612017405	9612017505	3	76.2	1.22	31.0			
9612017406	9612017506	4	101.6	1.34	34.1			
HDI-16A-14 Male Solid End Cap - #7 (3A)								
9612021602	9612021702	1½	38.1	2.00	50.8	1.75	44.5	 TD 321-105
9612021603	9612021703	2	50.8	2.66	67.5	2.25	57.2	
9612021604	9612021704	2½	63.5	3.31	84.1	2.75	69.9	
9612021605	9612021705	3	76.2	3.88	98.4	3.31	84.1	
9612021606	9612021706	4	101.6	4.88	123.8	4.31	109.5	
HDI-16A-15 Female Solid End Cap - #7 (3A)								
9612021802	9612021902	1½	38.1	2.00	50.8	1.75	44.5	 TD 321-106
9612021803	9612021903	2	50.8	2.66	67.5	2.25	57.2	
9612021804	9612021904	2½	63.5	3.31	84.1	2.75	69.9	
9612021805	9612021905	3	76.2	3.88	98.4	3.31	84.1	
9612021806	9612021906	4	101.6	4.88	123.8	4.31	109.5	

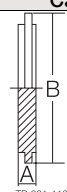


Note: 3A approved for finish #7

Item No.	Item No.	Size		Dimension A		
		inch	mm	inch	mm	
304						HDI-13-UD Clamp - #7
9612022102		1½	38.1	2.22	56.4	
9612022103		2	50.8	2.97	75.4	
9612022104		2½	63.5	3.59	91.3	
9612022105		3	76.2	4.16	105.6	
9612022106		4	101.6	5.13	130.2	
E - EPDM	U - Buna N					HDI-40 Gasket
88139829	9612022301	1	25.4			
88139762	9612022302	1½	38.1			
88139763	9612022303	2	50.8			
88143538	9612022304	2½	63.5			
88139851	9612022305	3	76.2			
88139764	9612022306	4	101.6			
G - PTFE (Solid)	SFY - Fluoroelastomer					HDI-40 Gasket
9612022201	9612022401	1	25.4			
9612022202	9612022402	1½	38.1			
9612022203	9612022403	2	50.8			
9612022204	9612022404	2½	63.5			
9612022205	9612022405	3	76.2			
9612022206	9612022406	4	101.6			

1.4

Item No.	Item No.	Size		Dimension		
		inch	mm	A		
304	316L					14PRFJP Plain Short Weld Ferrule - #7 (3A)
610229	Not available	1	25.4	0.687	15.9	
618214	610454	1½	38.1	0.719	16.6	
617919	610226	2	50.8	0.719	16.6	
618210	610227	2½	63.5	0.844	19.8	
617918	610414	3	76.2	0.906	20.6	
617914	Contact AL	4	101.6	1.218	23.0	
15TRFJP Threaded Short Weld Ferrule - #7 (3A)						
618220	Not available	1	25.4	0.69	17.5	
610190	618221	1½	38.1	0.69	17.5	
610216	618228	2	50.8	0.75	19.1	
618229	610228	2½	63.5	0.84	21.4	
610399	618230	3	76.2	0.88	22.2	
618232	610222	4	101.6	1.218	26.2	
L14AJP Plain Long Weld Ferrule - #7 (3A)						
241609		1½	38.1	1.50	38.1	
242593		2	50.8	1.50	38.1	
243569		2½	63.5	1.75	44.5	
244584		3	76.2	1.75	44.5	
240040		4	101.6	1.75	44.5	
L15AJP Threaded Long Weld Ferrule - #7 (3A)						
241632		1½	38.1	1.50	34.9	
242621		2	50.8	1.50	38.1	
243626		2½	63.5	1.75	38.1	
240629		3	76.2	1.75	44.5	
245625		4	101.6	1.75	44.5	

Note: 3A approved for finish #7

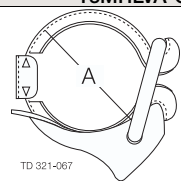
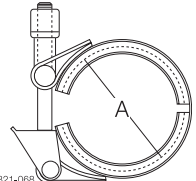
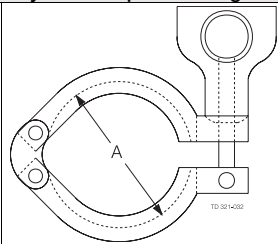
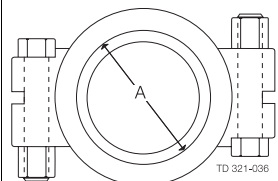
Item No.	Item No.	Size		Dimension				
				A		B		
304	316L	inch	mm	inch	mm	inch	mm	16AJP Plain Solid End Cap - #7 (3A)
010302		1	25.4	0.44	11.1	1.31	33.3	 TD 321-113
011372		1½	38.1	0.50	12.7	1.84	72.2	
012454		2	50.8	0.53	13.5	2.38	60.3	
013346		2½	63.5	0.56	14.3	2.91	73.8	
014391		3	76.2	0.63	15.9	3.44	87.3	
015473		4	101.6	0.69	17.5	4.50	114.3	
E - EPDM	U - Buna N							40JP Gasket
290227	298188	1	25.4					 TD 321-114
290212	298190	1½	38.1					
290211	298192	2	50.8					
Not available	298194	2½	63.5					
Not available	298196	3	76.2					
Not available	298198	4	101.6					
G - PTFE	SFY - Steam Resistant Fluoroelastomer							40JP Gasket
290245	290193	1	25.4					 TD 321-114
290215	290194	1½	38.1					
290123	290092	2	50.8					
290249	290208	2½	63.5					
290244	290209	3	76.2					
290246	290210	4	101.6					

Note: 3A approved for finish #7

1.4

Item No.	Item No.	IPS Nominal Size in inches	Dimension						
			A		B		C		
304	316L		inch	mm	inch	mm	inch	mm	
14WMV** Tri-Clamp Short Weld Ferrule - #7 (3A)									
654019	654041	1	0.50	12.7					<p>TD 321-027</p>
654020	654042	1½	0.50	12.7					
654021	654043	2	0.50	12.7					
654022	654044	2½	0.50	12.7					
654023	654045	3	0.50	12.7					
650032	654047	4	0.63	15.9					
654029	650002	6	0.875	22.2					
654031	650024	8	1.50	38.1					
14WLMV** Tri-Clamp Light Tank Weld Ferrule - #1									
270526	273526	1	3.00	76.2					<p>TD 321-028</p>
270528	273528	1½	3.00	76.2					
270529	273529	2	3.00	76.2					
270530	273530	2½	3.00	76.2					
270531	273531	3	4.00	101.6					
270533	273533	4	4.00	101.6					
270535	273535	6	6.00	152.4					
270536	270067	8	6.00	152.4					
14MVW** Tri-Clamp Tank Weld Ferrule - #7 (3A)									
273443	270033	1	1.63	41.3	1.19	30.1	1.53	38.9	<p>TD 321-077</p>
270465	273439	1½	1.63	41.3	1.77	45.0	2.11	53.6	
270378	273440	2	1.75	44.5	2.25	57.0	2.59	65.9	
273442	270002	2½	1.75	44.5	2.71	68.7	3.11	79.0	
270382	273441	3	1.81	46.0	3.33	84.7	3.56	90.5	
270276	273445	4	2.13	54.0	4.33	110.1	4.56	115.9	

Note: 3A approved for finish #7

Item No.	IPS Nominal Size in inches	Dimension		
		A		
		inch	mm	
304				
271913	3	4.25	108.0	 <p>13MHLVA Clamp TD 321-067</p>
271891	4	5.25	133.4	
A13MV** Light Duty Tri-Clamp with T-Bolt				
270414	3	4.22	107.2	 <p>TD 321-068</p>
270416	4	5.22	132.6	
271914	6	7.32	185.9	
271917	8	9.32	236.7	
271939	10	11.44	290.6	
271941	12	13.44	341.4	
13MHHVM** Heavy Duty Tri-Clamp with Wing Nut				
270266	3	4.26	108.2	 <p>TD 321-069</p>
270267	4	5.26	133.6	
270060	6	7.32	185.9	
13MHPV** High Pressure Tri-Clamp				
270100	3	4.18	106.2	 <p>TD 321-036</p>
270001	4	5.18	131.6	

1.4

Item No.	Item No.	IPS Nominal Size in inches		Dimension				
				A		B		
		inch	mm	inch	mm	inch	mm	
304	316L							16AMV** Tri-Clamp Solid End Cap - #7 (3A)
270504	273504	3		0.31	7.9	4.13	104.9	
270506	273506	4		0.38	9.7	5.13	130.3	
270508	273508	6		0.44	11.2	7.20	182.9	
270509	270084	8		0.44	11.2	9.20	233.7	
U - Buna N	G - PTFE (Solid)							40MV Tri-Clamp Gasket
298570	298528	1	25.4					
298572	298530	1½	38.1					
298573	298531	2	50.8					
298574	298532	2½	63.5					
298575	298533	3	76.2					
298577	298535	4	101.6					
Not available	298537	6	152.4					
Not available	298538	8	203.2					
Not available	298539	10	254.0					
Not available	290104	12	304.8					
U - Buna N	X - Silicone							40MVF Tri-Clamp Flanged Gasket
298519	Not available	2	50.8					
298503	Not available	3	76.2					
298504	290164	4	101.6					
298558	298600	6	152.4					
298559	298601	8	203.2					
298687	298602	10	254.0					
298688	298603	12	304.8					
GR - PTFE with Fluoroelastomer Insert								A40MV-GR Tri-Clamp Teflon Envelope Gasket
290078		1	25.4					
290079		1½	38.1					
290080		2	50.8					
290081		2½	63.5					
290082		3	76.2					
290083		4	101.6					
290084		6	152.4					

Note: 3A approved for finish #7

1.5 Accessories

Price Sheets

Flared Nipples, Lap Joints and Flanges	1.5.49
Pipe Hangers and Wall Plates	1.5.50
Wrenches	1.5.52
Tube OD Sanitary and Industrial	1.5.53

1.5

Item No.	Item No.	Size		Dimension				
				A		B		
304	316L	inch	mm	inch	mm	inch	mm	14VA Flared Nipple - #1
060342	060343	1	25.4	1.63	41.3	1.75	44.5	
060344	060345	1½	38.1	1.75	44.5	2.50	63.5	
060346	060347	2	50.8	1.50	38.1	3.25	82.6	
060348	060349	2½	63.5	2.00	50.8	3.75	95.3	
060350	060351	3	76.2	2.25	57.2	4.38	111.1	
060352	060001	4	101.6	2.63	66.7	5.63	142.9	
060354	060355	6	152.4	3.00	76.2	7.75	196.9	
14VB-A Lap Joint Stub End - #1								
Not available	9634052714	½	12.7	2.00	50.8	1.69	42.9	
Not available	9634052717	¾	19.0	2.00	50.8	1.69	42.9	
9634052720	9634052721	1	25.4	2.00	50.8	2.00	50.8	
9634052724	9634052725	1½	38.1	2.00	50.8	2.88	73.2	
9634052728	9634052729	2	50.8	2.50	63.5	3.63	92.2	
9634052732	9634052733	2½	63.5	2.50	63.5	4.13	104.9	
9634052736	9634052737	3	76.2	2.50	63.5	5.00	127.0	
9634052740	9634052741	4	101.6	2.50	63.5	6.19	157.2	
Contact AL	Contact AL	6	152.4	3.50	88.9	8.63	219.2	
14VB-A Lap Joint Stub End - #7								
Not available	Contact AL	½	12.7	2.00	50.8	1.69	42.9	
Not available	Contact AL	¾	19.0	2.00	50.8	1.69	42.9	
Contact AL	Contact AL	1	25.4	2.00	50.8	2.00	50.8	
Contact AL	Contact AL	1½	38.1	2.00	50.8	2.88	73.2	
Contact AL	Contact AL	2	50.8	2.50	63.5	3.63	92.2	
Contact AL	Contact AL	2½	63.5	2.50	63.5	4.13	104.9	
Contact AL	Contact AL	3	76.2	2.50	63.5	5.00	127.0	
Contact AL	Contact AL	4	101.6	2.50	63.5	6.19	157.2	
Not available	Not available	6	152.4	3.50	88.9	8.63	219.2	
38SL Slip-on Flange - #1								
9634048220	Not available	½	12.7	3.50	88.9	0.38	9.7	
060398	Not available	¾	19.0	3.87	98.3	0.38	9.7	
060400	060401	1	25.4	4.25	108.0	0.38	9.5	
060402	060403	1½	38.1	5.00	127.0	0.38	9.5	
060404	060405	2	50.8	6.00	152.4	0.44	11.1	
060406	060407	2½	63.5	7.00	177.8	0.44	11.1	
060408	060409	3	76.2	7.50	190.5	0.50	12.7	
060410	060411	4	101.6	9.00	228.6	0.50	12.7	
060413	Not available	6	152.4	11.00	279.4	0.56	14.3	

1.5

Item No.	Item No.	Size		Dimension				
				A		B		
SFY - Fluoroelastomer	U - Buna N	inch	mm	inch	mm	inch	mm	A24FCF Hinged Pipe Hanger
010379	010148	1	25.4	4.00	101.6	1.00	25.4	
010380	011539	1½	38.1	4.00	101.6	1.50	38.1	
010381	013195	2	50.8	4.00	101.6	2.00	50.8	
010403	013502	2½	63.5	4.56	115.9	2.50	63.5	
010383	014559	3	76.2	4.56	115.9	3.00	76.2	
010384	015612	4	101.6	5.69	144.5	4.00	101.6	
Not available	010168	6	152.4	7.59	192.8	6.00	152.4	
B24FCF Two Piece Pipe Hanger								
010376	010370	½	12.7	2½	54.0	3%	92.1	
010378	010375	¾	19.0	2½	54.0	3%	92.1	
010385	010248	1	25.4	2½	54.0	3%	92.1	
010390	010252	1½	38.1	2½	54.0	3%	92.1	
010393	010256	2	50.8	2½	66.7	4 5/16	109.5	
010396	010260	2½	63.5	3½	79.4	4 7/8	123.8	
010398	010264	3	76.2	3%	92.1	5 3/8	136.5	
010401	010266	4	101.6	4¾	120.7	6 9/16	166.7	
C24FCF Two-Piece Pipe Hanger with Threaded Connector								
010004	010002	½	12.7	2½	54.0	3%	92.1	
010008	010025	¾	19.0	2½	54.0	3%	92.1	
010005	010249	1	25.4	2½	54.0	3%	92.1	
010006	010253	1½	38.1	2½	54.0	3%	92.1	
010015	010259	2	50.8	2½	66.7	4 5/16	109.5	
010010	010262	2½	63.5	3½	79.4	4 7/8	123.8	
010040	010265	3	76.2	3%	92.1	5 3/8	136.5	
010044	010269	4	101.6	4¾	120.7	6 9/16	166.7	

1.5

Item No.	Size		Dimension				
			A		B		
304	inch	mm	inch	mm	inch	mm	
88123701	1	25.4	1.06	27.0	2.81	71.4	
88122672	1½	38.1	1.06	27.0	2.81	71.4	
88122673	2	50.8	1.31	33.3	3.56	90.5	
88122674	2½	63.5	1.56	39.7	3.94	100.0	
88122675	3	76.2	1.81	46.0	4.56	115.9	
88122676	4	101.6	2.31	58.7	5.56	141.3	
E24FCF PVC Pipe Hanger with Threaded Connection							
88123676	1	25.4	1.06	27.0	2.81	71.4	
88123929	1½	38.1	1.06	27.0	2.81	71.4	
88122541	2	50.8	1.31	33.3	3.56	90.5	
88122542	2½	63.5	1.56	39.7	3.94	100.0	
88122543	3	76.2	1.81	46.0	4.56	115.9	
88122544	4	101.6	2.31	58.7	5.56	141.3	
29 Wall Plate							
881514	1	25.4	5.00	127.0			
881515	1½	38.1	5.00	127.0			
881516	2	50.8	5.00	127.0			
8815170	2½	63.5	5.00	127.0			
8815180	3	76.2	6.00	152.4			
8815190	4	101.6	7.00	177.8			

1.5

Item No.	Size		Dimension						
			A		B		C		
Al (Aluminum)	inch	mm	inch	mm	inch	mm	inch	mm	
25H Wrench for Bevel Seat Nut, Single End									
285025	1	25.4	1.86	47.2	11.00	279.4			
285026	1½	38.1	2.47	62.7	12.75	323.9			
285027	2	50.8	3.06	77.8	15.00	381.0			
285028	2½	63.5	3.66	92.9	17.50	444.5			
285029	3	76.2	4.25	108.0	21.00	533.4			
285031	4	101.6	5.48	139.3	23.25	590.6			
H25H Wrench for Bevel Seat Nut, Single End Short Handle									
285090	1	25.4	1.86	47.2	6.88	174.8			
285091	1½	38.1	2.47	62.7	8.5	215.9			
285093	2	50.8	3.06	77.7	9.00	228.6			
285094	2½	63.5	4.25	108.0	9.94	252.5			
285096	3	76.2	-	-	11.12	282.4			
25HA Wrench for Bevel Seat Nut, Double End									
285036	1½ x 1	38.1 x 25.4	1.86	47.2	2.47	62.7	12.38	315.5	
285038	2 x 1½	50.8 x 38.1	2.47	62.7	3.06	77.8	14.00	355.6	
285039	2½ x 2	63.5 x 50.8	3.06	77.8	3.66	92.9	18.00	457.2	
H25HA Wrench for Bevel Seat Nut, Double End Short Handle									
285097	2 x 1½	50.8 x 38.1	2.47	60.5	3.06	77.7	11.81	300.0	

1.5

Saw Vice*	Expanding Block	Expanders*	Size		
			in	mm	
Item No.	Item No.	Item No.	Tube OD Sanitary and Industrial (Individual Tool Price)		
283526	284377	283567	1	25.4	
283528	284378	283568	1½	38.1	
283529	284379	283569	2	50.8	
283530	284380	283570	2½	63.5	
283531	284381	283571	3	76.2	
283532	284382	283572	4	101.6	

* = Tools also used for bevel seat.

Item No.	Size		
	in	mm	
			Additional Tools for Bevel Seat
284185	1 & 1½	25.4 & 38.1	
284186	1½ & 2	38.1 & 50.8	
284187	1½ - 3	38.1 - 76.2	
284188	4	101.6	

2. Valves

Our valves are developed not only to meet your demands for safety, efficiency and hygiene, but also to ensure careful handling of your products.



Product Presentation	2.0
Butterfly Valves	2.1
Miscellaneous Valves	2.2

Regulating Valves

CPM-2 – Constant Pressure Modulating Valve

The Alfa Laval air-actuated CPM-2 valve series is designed to maintain either constant inlet or constant outlet pressure – important for such applications as pasteurization, separation, filling systems, filters, filtration and heat exchangers.

Inside, a diaphragm/valve plug system reacts immediately to any alteration of product pressure and changes position so that the pre-set pressure is maintained. The valve operates with a pressure-regulating valve for the compressed air and a pressure gauge in the product line.

The optimum body design of the CPM-2 results in several product benefits, such as excellent cleanability. As the inlet is tangential to the bottom of the valve body there is no sump. One special plug allows very low capacities and high CIP flow.

Tri-Clover 771 Control Valve

The 771 air-operated control valve is ideal for high volume, sanitary liquid processing applications where precision control of flow rate or pressure is required. Its heavy-duty construction and precision-molded bonnet gaskets ensure positive alignment under severe operating conditions. The 771 valve has a sanitary and flexible design allowing it to be used in a wide range of metering, blending, weighing and filling system applications.



CPM-2
When you need to keep your product under even pressure.

Butterfly Valve

LKB – Butterfly Valve

Alfa Laval LKB butterfly valves are economical on/off routing valves, available for either automatic or manually operated systems. Due to their large opening areas, these stainless steel valves offer low flow resistance, allow for reversible flow direction and provide gentle treatment of low and medium viscosity product.

LKBF Flange Connections

The LKB is also available with flange connections. Flange connections in welded systems allow for in-line maintenance.

Actuators

Available in either normally closed or normally open versions for automatic operation. The LKB can be fitted with vertically mounted LKLA actuators, as well as the *ThinkTop*® control and indication unit.

Handles

For manual operation, Alfa Laval offers a complete range of handles, including the new multi-position lockable handle and a complete range of multi-position, mechanically locking handles.

LKB Low Pressure

The LKB is also available in a low pressure version for pressure up to 75 psi. The LKB-LP is only available as a manually operated valve.



Tri-Clover 771 control valve
Pressure control valve for sanitary applications.



LKB
Economical on/off routing valves for low and medium viscosity product.

Check Valves

Air Blow Check Valves

Our air blow check valve is designed to evacuate lines of product or CIP solution and for air agitation of product in tanks and other vessels. The disposable air filter media, designed for use with the air blow valve, will filter out the impurities in the air placed under pressure for drying out process tubing after it has been cleaned and rinsed. It also serves as a filter for air used in the air agitation of products in tanks and vessels.

Ball Check Valves

The 45 BYMP ball check valve is designed for use in sanitary stainless steel pipe systems to prevent reverse product flow. This ball check valve is available in 1-1/2" to 3" sizes with molded Buna-N, Viton or a solid Nylon ball. Body design allows full flow and can be used in conjunction with an air blow check valve.

Other Valves

LKC-2 – Non-Return Valve

The non-return valve LKC-2 is designed for use in stainless steel pipe installations to prevent reverse product flow. LKC-2 opens when the pressure below the valve plug exceeds the pressure above the plug and the spring force. It closes when pressure equalization has been achieved. A higher counter pressure will press the valve plug against the seat.

AH – Shutter Valve

The AH is a self-draining valve that allows for multi-directional flow of product. An internal shutter closes ports progressively to help minimize pressure shock and stress. The AH can either be manually or pneumatically operated, and is available with two or three port connections at the same level.

650/655 Fractional Valve

With self-draining ports and ease of operation, the 650/655 fractional valves are ideal for processes where an uncompromising sanitary environment is demanded.

SBV - Sanitary Ball Valve

With limited flow restrictions, the SBV is optimal for viscous or particulate liquid applications. Industries include food and beverage, pharmaceutical, and chemical. The valve can be operated manually or by a pneumatic actuator.

Air Blow Check Valve



Ball Check Valve



LKC-2
A non-return valve that prevents reverse flow.

AH
A shutter valve that allows for multi-directional flow of product.



Fractional Valve

SBV
Your optimal choice for viscous or particulate liquids.



Other Valves (continued)



Ball Valve

Ball Valves

The full-flow design of ball valves minimizes line turbulence and pressure drop. An optional encapsulated seat reduces the threat of product entrapment on critical process applications. With a reputation for rugged dependability, wetted parts are wrought AISI type 316L stainless steel. Compatible with Tri-Clamp connections, ball valve sizes range from 1/2" to 4". Ball valves are available as manual valves (as shown) or with pneumatic actuators.



Vacuum Breaker

Vacuum Breakers

The GHVB air-operated vacuum breaker is used to eliminate vacuum on the downstream side of the pasteurizer in an HTST system. It is truly CIP-able, needing only one air connection for CIP control.

Plug Valves

Plug valves are designed for low pressure and temperature applications (less than 25 psig, maximum 100°F). Sizes range from 1-1/2" to 3" and are offered in Tri-Clamp, butt-weld or bevel seat ends in either 304 or 316L stainless steel. Pasteurizer Leak Detect types are available for tank pasteurizer valves.



Plug Valve

Keofitt Aseptic Sampling Valve

The Keofitt aseptic sampling valve is designed for sterilization before and after each sampling. The valve is comprised of a body, head, and rubber membrane. Produced in two sizes for different viscosities, the high viscosity version is available with micro ports to enable sampling by hypodermic needle.

Keofitt Aseptic Sampling Valve
When sterilization between
sampling is necessary.



2.1 Butterfly Valves

Alfa Laval LKB Butterfly Valves are economical on/off routing valves, available for either automatic or manually operated systems. Due to their large opening areas, these stainless steel valves offer low flow resistance and provide gentle treatment of low and medium viscosity product.



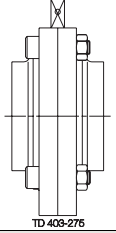
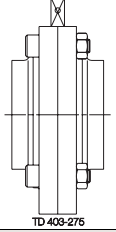
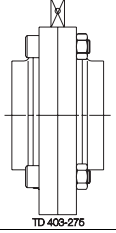
Price Sheets

LKB Series Butterfly Valves - 304 Stainless Steel	2.1. 3
LKB Series Butterfly Valves - 316L Stainless Steel	2.1. 6
LKB Series Pneumatic Butterfly Valves	2.1. 8
LKB Series Pneumatic Butterfly Valves - Actuator and Control Adders	2.1. 9
LKB Series Butterfly Valve - Handles	2.1.10

LKB Series Butterfly Valves - 304 Stainless Steel

Butterfly Valves

304 Stainless Steel
To price a Manual Butterfly Valve: Butterfly Valve + Handle = List Price

Item No. Tri-Clamp	Item No. Butt-Weld	Size		
		in	mm	
LKB51A-Size-E-S	LKB51W-Size-E-S			Valve Only - EPDM Seat
9611444905	9611444500	1	25.4	 TD 403-276
9611444915	9611444510	1½	38.1	
9611444925	9611444520	2	50.8	
9611444935	9611444530	2½	63.5	
9611444945	9611444540	3	76.2	
9611444955	9611414550	4	102	
9613434441	9611414571	6	152	
LKB51A-Size-X-S	LKB51W-Size-X-S			Valve Only - Silicone Seat
9611440365	9611440300	1	25.4	 TD 403-276
9611440105	9611440250	1½	38.1	
9611440115	9611440260	2	50.8	
9611440125	9611440270	2½	63.5	
9611440135	9611440280	3	76.2	
9611410145	9611410290	4	102	
9613434440	9612935201	6	152	
LKB51A-Size-FY-S	LKB51W-Size-FY-S			Valve Only - FPM Seat
9611445635	9611444580	1	25.4	 TD 403-276
9611445645	9611444590	1½	38.1	
9611445655	9611444600	2	50.8	
9611445665	9611444610	2½	63.5	
9611445675	9611444620	3	76.2	
9611415685	9611414630	4	102	
9613434442	9611414651	6	152	
Item No.	Size in	Wing Nut Kit		
9611-41-6900	1-1½			
9611-41-6901	2-2½			
9611-41-6902	3			
9611-41-6903	4			
9611-41-6904	6			

Butterfly Valves

LKB Series Butterfly Valves - 304 Stainless Steel

304 Stainless Steel

To price a Manual Butterfly Valve: Butterfly Valve + Handle = List Price

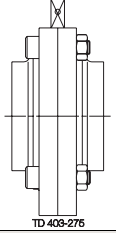
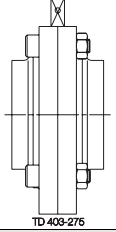
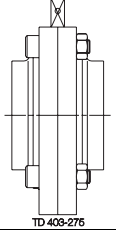
Item No. Tri-Clamp	Item No. Butt-Weld	Size		
		in	mm	
LKB51A-Size-H-S	LKB51W-Size-H-S			Valve Only - HNBR Seat
9613434401	9612650200	1	25.4	
9613434402	9612650201	1½	38.1	
9613434403	9612650202	2	50.8	
9613434404	9612650203	2½	63.5	
9613434405	9612650204	3	76.2	
9613434406	9612650205	4	102	
9613434407	9612935203	6	152	
LKB51A-Size-PF-S	LKB51W-Size-PF-S			Valve Only - PFA Seat
Not available	Not available	1	25.4	
9613434412	9612943202	1½	38.1	
9613434413	9612943203	2	50.8	
9613434414	9612943204	2½	63.5	
9613434415	9612943205	3	76.2	
9613434416	9612943206	4	102	
Not available	Not available	6	152	

Item No.	Size in	
		Wing Nut Kit
9611-41-6900	1-1½	
9611-41-6901	2-2½	
9611-41-6902	3	
9611-41-6903	4	
9611-41-6904	6	

LKB Series Butterfly Valves - 316L Stainless Steel

Butterfly Valves

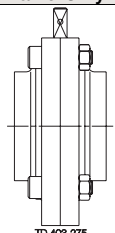
316L Stainless Steel
To price a Manual Butterfly Valve: Butterfly Valve + Handle = List Price

Item No. Tri-Clamp	Item No. Butt-Weld	Size		
		in	mm	
LKB51A-Size-E-316L	LKB51W-Size-E-316L			Valve Only - EPDM Seat
9611445155	9611444501	1	25.4	
9611445165	9611444511	1½	38.1	
9611445175	9611444521	2	50.8	
9611445185	9611444531	2½	63.5	
9611445195	9611444541	3	76.2	
9611445205	9611414551	4	102	
9613434444	9611414572	6	152	
LKB51A-Size-X-316L	LKB51W-Size-X-316L			Valve Only - Silicone Seat
9611442475	9611442191	1	25.4	
9611442485	9611442211	1½	38.1	
9611442495	9611442221	2	50.8	
9611442505	9611442231	2½	63.5	
9611442515	9611442241	3	76.2	
9611412525	9611442261	4	102	
9613434443	9612935202	6	152	
LKB51A-Size-FY-316L	LKB51W-Size-FY-316L			Valve Only - FPM Seat
9611445875	9611444581	1	25.4	
9611445885	9611444591	1½	38.1	
9611445895	9611444601	2	50.8	
9611445905	9611444611	2½	63.5	
9611445915	9611444621	3	76.2	
9611415925	9611414631	4	102	
9613434445	9611414652	6	152	
Item No.	Size in	Wing Nut Kit		
9611-41-6900	1-1½			
9611-41-6901	2-2½			
9611-41-6902	3			
9611-41-6903	4			
9611-41-6904	6			

Butterfly Valves

LKB Series Butterfly Valves - 316L Stainless Steel

316L Stainless Steel
To price a Manual Butterfly Valve: Butterfly Valve + Handle = List Price

Item No. Tri-Clamp	Item No. Butt-Weld	Size		
		in	mm	
LKB51A-Size-H-316L	LKB51W-Size-H-316L			Valve Only - HNBR Seat
9613434421	9612650206	1	25.4	
9613434422	9612650207	1½	38.1	
9613434423	9612650208	2	50.8	
9613434424	9612650209	2½	63.5	
9613434425	9612650210	3	76.2	
9613434426	9612650211	4	102	
9613434427	9612935204	6	152	
LKB51A-Size-PF-316L	LKB51W-Size-PF-316L			Valve Only - PFA Seat
Not available	Not available	1	25.4	
9613434432	9612943214	1½	38.1	
9613434433	9612943215	2	50.8	
9613434434	9612943216	2½	63.5	
9613434435	9612943217	3	76.2	
9613434436	9612943218	4	102	
Not available	Not available	6	152	

Item No.	Size in	
		Wing Nut Kit
9611-41-6900	1-1½	
9611-41-6901	2-2½	
9611-41-6902	3	
9611-41-6903	4	
9611-41-6904	6	

LKB Series Pneumatic Butterfly Valves

Butterfly Valves

LKLA Actuator and Bracket Adders
 1-4" Actuators - Ø 85 Diameter 6" Actuators - Ø 133 Diameter
 AISI 304

Item No.	For Valve Line Size	Actuator Designation	Square (mm)	
Air actuator with coupling, normally closed				
9611416301	1 - 2.5	6000	8	
9611416302	3	6100	10	
9611416306	4	6700	12	
9612271316	6	7200	15	
Air actuator with coupling, normally open				
9611416304	1 - 2.5	6200	8	
9611416305	3	6300	10	
9611416307	4	6800	12	
9612271317	6	7000	15	
Air actuator with coupling, air to air				
9611417491	1 - 2.5	6400	8	
9611417492	3	6500	10	
9611417493	4	6900	12	
9611871318	6	7100	15	
Item No.		Valve Size		
		in	mm	
Pneumatic Actuator Bracket Adder				
9611416470		1	25.4	
9611416470		1.5	38.1	
9611416470		2	50.8	
9611416470		2.5	63.5	
9611416480		3	76.2	
9611416480		4	101.6	
9611416640		6 (85MM)	152.4	
9612285401		6 (133MM)	152.4	

Butterfly Valves

LKB Series Pneumatic Butterfly Valves - Actuator and Control Adders

Pneumatic Actuator and Control Adders

AISI 304

To price a Pneumatic Butterfly Valve w/Controls: Butterfly Valve +
Elastomer + Actuator + Controls + Bracket = List Price

Actuator Series LKB53 (Pneumatic with Green Control Top Adapter)

Normally Closed		Normally Open		Air to Air		Valve Size	
Code	Item No.	Code	Item No.	Code	Item No.	in	mm
6000T	330858	6200T	331221	6400T	9634075118	1	25.4
6000T	330858	6200T	331221	6400T	9634075119	1½	38.1
6000T	330858	6200T	331221	6400T	9634075120	2	50.8
6000T	330858	6200T	331221	6400T	9634075121	2½	63.5
6100T	9634050667	6300T	9634054005	6500T	9634075122	3	76.2
6700T	319557	6800T	9634075117	6900T	9634075123	4	101.6
7200T	331510	7000T	9634050993	7100T	9634075124	6	152.4

X Switch/Solenoid Selection Option (NEMA 4 Green Control Top Module)

Switch Desc.	None	24VDC	110VAC	24VAC
	Switch Options	Switch Options	Switch Options	Switch Options
1 Limit Switch	2	14	16	39.00
2 Limit Switch	4	18	20	40.00
1 Prox. Switch	10	30	32	43.00
2 Prox Switch	12	34	36	44.00
No Switches	--	37	38	45.00

Actuator Series LKLA-T (Pneumatic Air Actuator w/coupling for ThinkTop®)

Normally Closed		Normally Open		Air to Air		Valve Size	
Code	Item No.	Code	Item No.	Code	Item No.	in	mm
6000TKT	9612-1940-02	6200TKT	9612-1940-05	6400TKT	9612-1941-02	1	25.4
6000TKT	9612-1940-02	6200TKT	9612-1940-05	6400TKT	9612-1941-02	1½	38.1
6000TKT	9612-1940-02	6200TKT	9612-1940-05	6400TKT	9612-1941-02	2	50.8
6000TKT	9612-1940-02	6200TKT	9612-1940-05	6400TKT	9612-1941-02	2½	63.5
6100TKT	9612-1940-03	6300TKT	9612-1940-06	6500TKT	9612-1941-03	3	76.2
6700TKT	9612-1940-07	6800TKT	9612-1940-08	6900TKT	9612-1941-04	4	101.6
7200TKT	9612-3749-16	7000TKT	9612-3749-17	7100TKT	9612-3749-18	6	152.4

ThinkTop® Adder

Type	No Solenoids		1 Solenoid (24VDC, 3/2)		2 Solenoids (24VDC, 3/2)	
	Description Code	Item No.	Description Code	Item No.	Description Code	Item No.
Digital 8-30 VDC AS-Interface 29.5	A	9612-5789-01	B	9612-5789-52	C	9612-5789-53
VDC DeviceNet 11-25	E	9612-6155-01	F	9612-6155-52	G	9612-6155-53
VDC	I	9612-6396-01	J	9612-6396-52	K	9612-6396-53

Note: Please refer to page 7 for bracket adder.

LKB Series Butterfly Valve - Handles

Butterfly Valves

316L Stainless Steel
To price a Manual Butterfly Valve: Butterfly Valve + Handle = List Price

Item No.	Size (in)	Square (mm)	
			B2 Handle - 2 positions Black
9612045001	1 - 2½	8	
9612045101	3	10	
9612045901	4	12	
			B4 Handle - 4 positions Black
9612045002	1 - 2½	8	
9612045102	3	10	
9612045902	4	12	
9612079101	6	15	
			R Handle - Regulating 90° Black
9612047401	1 - 2½	8	
9612047402	3	10	
9612047403	4	12	
			G Handle - 9 positions Green
331015	1 - 2½	8	
331016	3	10	
330776	4	12	

* A stop plate is required if converting from an actuated to a manual butterfly valve.


* LKB51-1-08-S \$14.70 List for 1-2 1/2" - Part No. 331141C

* LKB51-3-08-S \$14.70 List for 3-4" - Part No. 331142C

Item No.	Size (in)	Square (mm)	
			BL Lockable Handle - 2 positions Black
881-30072	1 - 2½	8	
881-40139	3	10	
			MP Multi-Position Handle
9612-5928-01	1-2½	8	
9612-5928-02	3	10	
9612-5928-03	4	12	
			Handle for Indication Unit
9612-04-750-1	1-2½	8	
9612-04-750-2	3	10	
9612-04-750-3	4	12	

2.2 Miscellaneous Valves

Alfa Laval offers a number of valves for a variety of applications.



Price Sheets

Tri-Clover® Ball Valve Clamp	2.2.12
Tri-Clover® Ball Valve Weld	2.2.13
5308 Pneumatic Ball Valves	2.2.14
5309 Pneumatic Ball Valves	2.2.16
Plug Valves	2.2.17
Air Relief Valve	2.2.20
Relief Valves	2.2.21
Air-Blow Check Valve Assemblies	2.2.22
LKC Series Check Valves	2.2.23
45BYMP Series Check Valves	2.2.24
Vacuum Breakers	2.2.25
Sample Valves	2.2.26
Keofitt Aseptic Sampling Valves	2.2.27

Tri-Clover® Ball Valve Clamp

Miscellaneous Valves

Valve with Handle
Product Code: 5273

Item No.	Size		Dimension						
			B		D		J		
	in	mm	inch	mm	inch	mm	inch	mm	
5308 Tri Clamp, PTFE Standard									
9613830003	½"	12.7	3½	88.9	2 5/16	58.7	5¼	134.0	
9613830006	¾"	19.0	3½	88.9	2 7/16	61.9	5¼	134.0	
9613830010	1"	25.4	3½	88.9	2 5/16	58.7	5¼	134.0	
9613830014	1 ½"	38.1	4½	114.3	2¾	95.3	6 11/16	170.0	
9613830018	2"	50.8	5	127.0	4 1/8	104.8	8 9/64	207.0	
9613830021	3"	76.2	7¾	196.9	7	177.8	11¾	298.4	
9613830024	4"	101.6	9½	241.3	7 ½	190.5	13¼	336.5	
5308 Tri Clamp, PTFE Encapsulated									
9613830001	½"	12.7	3½	88.9	2 5/16	58.7	5¼	134.0	
9613830004	¾"	19.0	3½	88.9	2 7/16	61.9	5¼	134.0	
9613830007	1"	25.4	3½	88.9	2 5/16	58.7	5¼	134.0	
9613830011	1 ½"	38.1	4½	114.3	2¾	95.3	6 11/16	170.0	
9613830015	2"	50.8	5	127.0	4 1/8	104.8	8 9/64	207.0	
9613830019	3"	76.2	7¾	196.9	7	177.8	11¾	298.4	
9613830022	4"	101.6	9½	241.3	7 ½	190.5	13¼	336.5	
5308 Tri Clamp, Reinforced PTFE Standard									
9613830002	½"	12.7	3½	88.9	2 5/16	58.7	5¼	134.0	
9613830005	¾"	19.0	3½	88.9	2 7/16	61.9	5¼	134.0	
9613830009	1"	25.4	3½	88.9	2 5/16	58.7	5¼	134.0	
9613830013	1 ½"	38.1	4½	114.3	2¾	95.3	6 11/16	170.0	
9613830017	2"	50.8	5	127.0	4 1/8	104.8	8 9/64	207.0	
9613830020	3"	76.2	7¾	196.9	7	177.8	11¾	298.4	
9613830023	4"	101.6	9½	241.3	7 ½	190.5	13¼	336.5	
5308 Tri Clamp, Reinforced PTFE Encapsulated									
Not Available	½"	12.7							
Not Available	¾"	19.0							
9613830008	1"	25.4	3½	88.9	2 5/16	58.7	5¼	134.0	
9613830012	1 ½"	38.1	4½	114.3	2¾	95.3	6 11/16	170.0	
9613830016	2"	50.8	5	127.0	4 1/8	104.8	8 9/64	207.0	
Not Available	3"	76.2							
Not Available	4"	101.6							

Miscellaneous Valves

Tri-Clover® Ball Valve Weld

Valve with Handle
Product Code: 5273

Item No.	Size		Dimension						
			B		D		J		
	in	mm	inch	mm	inch	mm	inch	mm	
5309 Butt-Weld, PTFE Standard									
9613830025	½"	12.7	5 ¾	136.5	2 5/16	58.7	5¼	134.0	
9613830027	¾"	19.0	5 ¾	142.9	2 7/16	61.9	5¼	134.0	
9613830029	1"	25.4	6 7/16	163.5	2 5/16	58.7	5¼	134.0	
9613830031	1 ½"	38.1	7 ¼	184.2	3 ¾	95.3	6 11/16	170.0	
9613830033	2"	50.8	7 5/8	193.7	4 1/8	104.8	8 9/64	207.0	
Not Available	3"	76.2							
Not Available	4"	101.6							
5309 Butt-Weld, PTFE Encapsulated									
9613830026	½"	12.7	5 ¾	136.5	2 5/16	58.7	5¼	134.0	
9613830028	¾"	19.0	5 ¾	142.9	2 7/16	61.9	5¼	134.0	
9613830030	1"	25.4	6 7/16	163.5	2 5/16	58.7	5¼	134.0	
9613830032	1 ½"	38.1	7 ¼	184.2	3 ¾	95.3	6 11/16	170.0	
9613830034	2"	50.8	7 5/8	193.7	4 1/8	104.8	8 9/64	207.0	
Not Available	3"	76.2							
Not Available	4"	101.6							

5308 Pneumatic Ball Valves

Miscellaneous Valves

Product Code:

Note: Pricing below does not include Switch or Solenoid options.

07 Standard PTFE	08 Encapsulated PTFE	Actuator No.	size		
			in	mm	
Air-to-Air Stainless Steel Actuator					
9634079783	9634079786	SAA2000	½	12.7	
9613602546	9634079787	SAA2000	¾	19.0	
9634079784	9634079788	SAA2000	1	25.4	
9613602322	9634079789	SAA2000	1 ½	38.1	
9634068231	9634079790	SAA5200	2	50.8	
9634079785	9634079791	SAA1030	3	76.2	
9634079798	9634079799	SAA1030	4	101.6	
32 Reinforced (Glass Filled)	37 Reinforced (Glass Filled) Encapsulated PTFE	Actuator No.	size		
			in	mm	
9634079792	Not Available	SAA2000	½	12.7	
9634079793	Not Available	SAA2000	¾	19.0	
9634079794	9634079800	SAA2000	1	25.4	
9634079795	9634079801	SAA2000	1 ½	38.1	
9634079796	9634079802	SAA5200	2	50.8	
9634079797	Not Available	SAA1030	3	76.2	
9634079803	Not Available	SAA1030	4	101.6	
07 Standard PTFE	08 Encapsulated PTFE	Actuator No.	size		
			in	mm	
Air-to-Spring Stainless Steel Actuator					
9613603085	9634079804	SSR2004	½	12.7	
9613603382	9613602736	SSR5204	¾	19.0	
9613602583	9634068155	SSR5204	1	25.4	
9613603355	9613603005	SSR5204	1 ½	38.1	
9613602009	9613602215	SSR1034	2	50.8	
9613602529	9613603120	SSR2954	3	76.2	
9613602470	9634079805	SSR2954	4	101.6	
32 Reinforced (Glass Filled)	37 Reinforced (Glass Filled) Encapsulated PTFE	Actuator No.	size		
			in	mm	
9634079806	Not Available	SSR2004	½	12.7	
9634068029	Not Available	SSR5204	¾	19.0	
9634068028	9634068027	SSR5204	1	25.4	
9634079807	9634068313	SSR5204	1 ½	38.1	
9634079808	9634079813	SSR1034	2	50.8	
9634079809	Not Available	SSR2954	3	76.2	
9634079810	Not Available	SSR2954	4	101.6	

*Pneumatic actuators are furnished in Normally Closed Position (NC). If Normally Open Position (NO) is required, please specify on order.

Miscellaneous Valves

5308 Pneumatic Ball Valves

Product Code:

Note: Pricing below does not include Switch or Solenoid options.

07 Standard PTFE	08 Encapsulated PTFE	Actuator No.	size		
			in	mm	
Air-to-Air Aluminum Actuator					
9634079816	9634079818	AA2000	1/2	12.7	
9613602816	9634079819	AA2000	3/4	19.0	
9634068833	9613603097	AA2000	1	25.4	
9613603198	9634077307	AA2000	1 1/2	38.1	
9634067796	9634079820	AA5200	2	50.8	
9634072908	9634069868	AA1030	3	76.2	
9634079817	9634079821	AA1030	4	101.6	
32 Reinforced (Glass Filled)	37 Reinforced (Glass Filled) Encapsulated PTFE	Actuator No.	size		
			in	mm	
9634079822	Not Available	AA2000	1/2	12.7	
9634079823	Not Available	AA2000	3/4	19.0	
9634079824	9634079830	AA2000	1	25.4	
9634079825	9634079831	AA2000	1 1/2	38.1	
9634079826	9634079832	AA5200	2	50.8	
9634079827	Not Available	AA1030	3	76.2	
9634075232	Not Available	AA1030	4	101.6	
07 Standard PTFE	08 Encapsulated PTFE	Actuator No.	size		
			in	mm	
Air-to-Spring Aluminum Actuator					
9613602646	9634079836	SR3004	1/2	12.7	
9613603408	9634068254	SR3004	3/4	19.0	
9613602711	9613601729	SR3004	1	25.4	
9613602408	9613602805	SR5204	1 1/2	38.1	
9613602218	9613602613	SR7304	2	50.8	
9613601989	9634079837	SR2954	3	76.2	
9634079835	9613603428	SR2954	4	101.6	
32 Reinforced (Glass Filled)	37 Reinforced (Glass Filled) Encapsulated PTFE	Actuator No.	size		
			in	mm	
9634079838	Not Available	SR3004	1/2	12.7	
9634079839	Not Available	SR3004	3/4	19.0	
9634079840	9634079847	SR3004	1	25.4	
9634079841	9634079848	SR5204	1 1/2	38.1	
9634079842	9634079849	SR7304	2	50.8	
9634079843	Not Available	SR2954	3	76.2	
9634079844	Not Available	SR2954	4	101.6	

5309 Pneumatic Ball Valves

Miscellaneous Valves

Product Code:

Note: Pricing below does not include Switch or Solenoid options.

07 Standard PTFE	08 Encapsulated PTFE	Actuator No.	size		
			in	mm	
Air-to-Air Stainless Steel Actuator					
9634079852	9634079858	SAA2000	½	12.7	
9634079853	9634079859	SAA2000	¾	19.0	
9634079854	9634079860	SAA2000	1	25.4	
9634079855	9634079861	SAA2000	1 ½	38.1	
9634079856	9634079862	SAA5200	2	50.8	
Air-to-Spring Stainless Steel Actuator					
9634079876	9634079882	SSR2004	½	12.7	
9634079877	9634079883	SSR5204	¾	19.0	
9634079878	9634079884	SSR5204	1	25.4	
9634067831	9634079885	SSR5204	1 ½	38.1	
9634079879	9634079886	SSR1034	2	50.8	
Air-to-Air Aluminum Actuator					
9634079903	9634079909	AA2000	½	12.7	
9634079904	9634079910	AA2000	¾	19.0	
9634079905	9634079911	AA2000	1	25.4	
9634075317	9634079912	AA2000	1 ½	38.1	
9634079906	9634079913	AA5200	2	50.8	
Air-to-Spring Aluminum Actuator					
9634079930	9634079935	SR3004	½	12.7	
9634079931	9634079936	SR3004	¾	19.0	
9613603465	9634079937	SR3004	1	25.4	
9634067832	9634079938	SR5204	1 ½	38.1	
9634079932	9634079939	SR7304	2	50.8	

*Pneumatic actuators are furnished in Normally Closed Position (NC). If Normally Open Position (NO) is required, please specify on order.

Miscellaneous Valves

Plug Valves

Tri-Clamp® End Connection
304 Stainless Steel

Item No. Type 304	Size (Tube OD)		Part # D10MP-Size-Type
	in	mm	
Two-Way Plug Valve with Metal Plug*			
201207	1½	38.1	
202185	2	50.8	
203183	2½	63.5	
204169	3	76.2	
Two-Way Plug Valve with Rubber Plug*			
201206	1½	38.1	
202188	2	50.8	
203185	2½	63.5	
204155	3	76.2	
Three-Way Plug Valve with Metal Plug*			
201359	1½	38.1	
202340	2	50.8	
203289	2½	63.5	
204283	3	76.2	
Three-Way Plug Valve with Rubber Plug*			
201361	1½	38.1	
202342	2	50.8	
203291	2½	63.5	
204285	3	76.2	

Note: All Plug Valves have a maximum limit of 100 °F and 25 PSIG

Rubber Plugs - Buna Only

* Authorized to carry the 3A symbol.

Plug Valves

Miscellaneous Valves

Plug Valves
Bevel Seat End Connection
304 Stainless Steel

Item No. Type 304	Size (Tube OD)		
	in	mm	
			Part # D10C-Size-Type Two-Way Plug Valve with Metal Plug*
021047	1½	38.1	
022036	2	50.8	
023093	2½	63.5	
024082	3	76.2	
			Part # D10CR-Size-Type Two-Way Plug Valve with Rubber Plug*
021053	1½	38.1	
022035	2	50.8	
023114	2½	63.5	
024101	3	76.2	
			Part # D11C-Size-Type Three-Way Plug Valve with Metal Plug*
021221	1½	38.1	
022197	2	50.8	
023227	2½	63.5	
024207	3	76.2	
			Part # D11CR-Size-Type Three-Way Plug Valve with Rubber Plug*
021219	1½	38.1	
022199	2	50.8	
023229	2½	63.5	
024243	3	76.2	

Note: All Plug Valves have a maximum limit of 100 °F and 25 PSIG

Rubber Plugs - Buna Only

* Authorized to carry the 3A symbol.

Plug Valves
Welded End Connection
304 Stainless Steel

Item No.	Size (Tube OD)		
	in	mm	
			Part # DL10WW-Size-Type Two-Way Plug Valve with Metal Plug*
433000	1½	38.1	
433002	2	50.8	
433658	2½	63.5	
Contact AL	3	76.2	
			Part # DL10WWR-Size-Type Two-Way Plug Valve with Rubber Plug*
433001	1½	38.1	
433003	2	50.8	
430041	2½	63.5	
433007	3	76.2	
			Part # DL11WWW-Size-Type Three-Way Plug Valve with Metal Plug*
433045	1½	38.1	
433047	2	50.8	
433049	2½	63.5	
430274	3	76.2	
			Part # DL11WWR-Size-Type Three-Way Plug Valve with Rubber Plug*
433046	1½	38.1	
433048	2	50.8	
433050	2½	63.5	
430624	3	76.2	

Note: All Plug Valves have a maximum limit of 100 °F and 25 PSIG

Rubber Plugs - Buna Only

* Authorized to carry the 3A symbol.

1.4307 (304) Item No.	A	G	H	OD1	OD2	
Air Relief Valve LKUV-2						
9613426901	5.07	2.93	2.57	0.79	0.47	

Miscellaneous Valves

Relief Valves

Tri-Clamp® End Connection
316L Stainless Steel
Buna Elastomers

Item No.	Size in	(Tube OD) mm	
			D60RTHMP-Size
			T-Type Relief valve with Metal Seat*
200006	1	25.4	
200082	1½	38.1	
200059	2	50.8	
200110	2½	63.5	
200111	3	76.2	

Item No.	Description	PSI Range	
620909	60RCH-1-26-316	5-15	
620933	60RCH-1-26-A-316	20-35	
620935	60RCH-1-26-B-316	30-50	
620936	60RCH-1-26-C-316	40-60	
620939	60RCH-1-26-D-316	60-75	
622256	60RCH-1½-26-316	5-25	
622258	60RCH-1½-26-A-316	20-35	
622248	60RCH-1½-26-B-316	30-50	
622245	60RCH-1½-26-C-316	2-8	
622244	60RCH-1½-26-D-S	75-85	
622241	60RCH-1½-26-E-S	50-75	
623489	60RCH-2-26-316	5-25	
623482	60RCH-2-26-A-316	20-35	
623491	60RCH-2-26-B-316	30-50	
624116	60RCH-2-26-C-S	50-70	
629645	60RCH-2-26-D-316	60-80	
624403	60RCH-2½-26-316	5-25	
624391	60RCH-2½-26-A-316	20-35	
624410	60RCH-2½-26-B-316		
625388	60RCH-3-26-316	5-25	
625383	60RCH-3-26-A-316	25-45	
625961	60RCH-3-26-B-S	40-60	
625415	60RCH-3-26-D-316	75	

* Authorized to carry the 3A symbol.

Air-Blow Check Valve Assemblies

Miscellaneous Valves

316L Stainless Steel

Part #62-174R-A-Size Quick Couple Adapter ("A" Adapter)	Part #62-174R-B-Size Rubber Hose Adapter ("B" Adapter)	Part #62-174R-C-Size Female NPT Adapter ("C" Adapter)	Connection Size		
			mm	in	
Item No.	Item No.	Item No.	Check Valve Capacity Rating 1600 Cubic Ft./Hour Air Volume		
830051	830020	830196	1½	38.1	
830103	830198	830076	2	50.8	
830012	830176	830172	2½	63.5	
830135	830006	830213	3	76.2	
830013	830175	830003	4	101.6	
830026	9634054669	830110	4½	114.3	
Part #62-326-A-Size Quick Couple Adapter ("A" Adapter)	Part #62-326-B-Size Rubber Hose Adapter ("B" Adapter)	Part #62-326-C-Size Female NPT Adapter ("C" Adapter)	Connection Size		
			mm	in	
Item No.	Item No.	Item No .	Check Valve Capacity Rating 4000 Cubic Ft./Hour Air Volume		
830129	830171	830073	2	50.8	
830130	830185	830085	2½	63.5	
830131	830197	830087	3	76.2	
830132	830186	830089	4	101.6	
830133	830214	830091	4½	114.3	

Each air-blow check valve assembly must be used with a #FA-(size)-30C Filter Disc (not furnished with unit).

Note: Filter Disc are sold in boxes of 50

Also Available as part of the Y-Body Ball Check Valve. For more information contact Alfa Laval.

AISI 304 Item No.	AISI 316 Item No.	Size inch	
			LKC-2-W-POL , vertical*
9612220013	9612220019	1	
9612220014	9612220020	1.5	
9612220015	9612220021	2	
9612220016	9612220022	2.5	
9612220017	9612220023	3	
9612220018	9612220024	4	
			LKC-2-GC-POL, vertical*
88126175	88226183	1	
88126088	88226107	1.5	
88126176	88226184	2	
88126177	88226185	2.5	
88126178	88226186	3	
88126179	88226187	4	

AISI 316 Item No.	Size in	Description	
		LKC Drainable-W-POL	
			LKC-2 Check Valve, horizontal*
88234493	1		
88234494	1.5	Check Valve	
88228654	2	Horizontal	
88234495	2.5	Weld	
88234496	3	Polished	
		Description	
		LKC Drainable-GC-POL	
			LKC-2 Check Valve, horizontal*
88231011	1	Check Valve	
88231012	1.5	Horizontal	
88231013	2	Tri-Clamp®	
88234480	2.5	Polished	
88234425	3		

* Authorized to carry the 3A symbol.

45BYMP Series Check Valves

Miscellaneous Valves

316L Stainless Steel
Check Valves ("Y" Type) - Tri-Clamp End Connection

Item No (Buna Ball)	Item No (Nylon Ball)*	Item No (SFY Ball)	Item No (EPDM Ball)	Size (Tube OD)		
				in	mm	
						45BYMP-Size-316L-Elastomer
200009	200200	200159	200161	1½	38.1	
200010	200201	200139	200031	2	50.8	
200050	200202	200176	200125	2½	63.5	
200093	200203	200164	200004	3	76.2	

(Buna) Item No	(EPDM) Item No	(SFY) Item No	Size (Tube OD)		
			in	mm	
					C45MP-Size-Mat'I-316L
200040	200057	200062	½	12.7	
200041	9634054251	200063	¾	19.05	

(Buna) Item No	(EPDM) Item No	(SFY) Item No	(Teflon) Item No	Size (Tube OD)		
				in	mm	
						C45MPS-Size-Mat'I-316L
200038	200112	200066	9635000133	½	12.7	
200039	9634048520	200078	200121	¾	19.05	

Code Letter	Material Descriptions
ESF	EPDM sulfur free
G	Teflon
SFY	Steam Resistant Fluoroelastomer
U	Buna N
N	Nylon

AISI 316 Item no.	Size		
	in	mm	
			GHVB Vacuum Breaker
343000	1½	38.1	
			B44MP Vacuum Breaker
200133	1½	38.1	
200158	2	50.8	
			A49-42 Vacuum Breaker
767236	2	50.8	

NOTE: Not for use on tanks.

Item no.	Size		
	in	mm	
			Tri-Clamp*
			Part # A30SMP-Size
200088	1½	38.1	
200090	2	50.8	
			Bevel Seat
			Part # A30SA-Size
020033	1½	38.1	
020034	2	50.8	

* Authorized to carry the 3A symbol.

Miscellaneous Valves

Keofitt Aseptic Sampling Valves

M4 & M9 Aseptic sampling valves

Product code: 5279/CM

Item no.	Description
M4 valve bodies	
9612-4331-01	M4 valve body type T, tank welding, two hose piece in-/outlets.
9612-4331-02	M4 valve body type P, 1", pipe welding, two hose piece in-/outlets.
9612-4331-03	M4 valve body type C, ½", mini clamp, two hose piece in-/outlets.
M4 valve heads (standard silicon membrane, optional EPDM membrane)	
9612-4331-05	M4 valve head type H, turn-knob, adjustable.
9612-4331-06	M4 valve head type K, removable turn-knob (not included in ref. 9611-99-2918).
9612-4331-07	M4 valve head type Q, lever handle.
9612-4331-08	M4 valve head type N, pneumatic actuator w/lever handle.
9612-4331-09	M4 valve head type B, turn-knob, adjustable, no spring.
M4 valve heads (PTFE membrane, TFM 1600)	
9612-4331-10	M4 valve head type H, turn-knob, adjustable.
9612-4331-11	M4 valve head type K, removable key rings (not included in ref. 9611-99-2918).
9612-4331-12	M4 valve head type Q, lever handle.
9612-4331-13	M4 valve head type N, pneumatic actuator w/lever handle.
9612-4331-14	M4 valve head type B, turn-knob, adjustable, no spring.
9612-4331-15	M4 tool for dismounting PTFE membrane.
W9 valve bodies	
9612-4332-15	W9 valve body type T, tank welding, two hose piece in-/outlets.
9612-4332-23	W9 valve body type P, pipe welding, two ½" mini clamp in-/outlets.
9612-4332-16	W9 valve body type P, 1", pipe welding, two hose piece in-/outlets.
9612-4332-24	W9 valve body type P, OD 12x1 connection, vertical, two hose piece in-/outlets.
9612-4332-25	W9 valve body type P, OD 12x1 connection, horizontal, two hose piece in-/outlets.
9612-4332-26	W9 valve body type P, 1" connection, horizontal, two hose piece in-/outlets.
9612-4332-27	W9 valve body type P, 1" connection, vertical, two hose piece in-/outlets.
9612-4332-17	W9 valve body type C, 1" clamp connection, horizontal, two hose piece in-/outlets.
W9 valve heads (standard silicon membrane, optional EPDM membrane)	
9612-4332-07	W9 valve head type H, turn-knob, adjustable.
9612-4332-08	W9 valve head type K, removable key rings (not included in ref. 9611-99-2919).
9612-4332-09	W9 valve head type Q, lever handle.
9612-4332-10	W9 valve head type N, pneumatic actuator w/lever handle.
9612-4333-01	W9 valve head type H, w/built-in Micro-Port septum.
9612-4333-02	W9 valve head type K, w/built-in Micro-Port septum.
W9 valve heads (PTFE membrane, TFM 1600)	
9611-99-4178	W9 valve head type H, turn-knob, adjustable.
9611-99-4179	W9 valve head type K, removable key rings (not included in ref. 9611-99-2919).
9611-99-4180	W9 valve head type Q, lever handle.
9611-99-4181	W9 valve head type N, pneumatic actuator w/lever handle.
9612-4332-29	W9 valve head type B, turn-knob, adjustable, no spring.
9612-4332-30	W9 tool for dismounting PTFE membrane.

Keofitt Aseptic Sampling Valves

Miscellaneous Valves

W15 and W25 Aseptic sampling valves

Product code: 5279/CM

Item no.	Description
	W15 valve body
9611-99-4437	W15 valve body type T, tank welding, two ½" mini clamp in-/outlet.
	W15 valve heads (PTFE membrane, TFM 1600)
9611-99-4438	W15 valve head type H, adjustable with spring.
9611-99-4439	W15 valve head type N, pneumatic actuator.
	W25 valve body
9611-99-4442	W25 valve body type T, tank welding, two 1" mini clamp in-/outlet.
	W25 valve heads (PTFE membrane, TFM 1600)
9611-99-4443	W25 valve head type B, turn-knob, adjustable, no spring.

Miscellaneous Valves

Keofitt Aseptic Sampling Valves

Aseptic sampling valves - Accessories

Product code: 5279/CM

Item no.	Description	
		M4 Accessories
9611-99-2951	M4 membrane, silicon (grey).	
9611-99-2952	M4 membrane, EPDM (black).	
9611-99-4428	M4 membrane, PTFE (TFM 1600), white.	
9611-99-2953	M4 rubber cap (black).	
9611-99-4429	M4 double stainless steel chain.	
9611-99-2918	M4 key-ring, or M4 valve head type K (ref. 9612-4331-06).	
9611-99-2923	M4 quick release plug.	
9611-99-3236	M4 quick release tube fitting for 8x1 stainless steel pipe (incl. ref. 9611-99-3110).	
9611-99-2927	M4 quick release tube fitting for 8x1 PTFE tube (incl. ref. 9611-99-3193).	
9611-99-3193	M4 ferrule and compression fitting for 8x1 PTFE tube.	
9611-99-3110	M4 welding liner for 8x1 stainless steel pipe.	
9611-99-4430	M4 tube fitting for PTFE tube for M12x0.75 in-/outlet.	
9611-99-4431	M4 tube fitting for steel pipe for M12x0.75 in-/outlet.	
9611-99-3123	M4 quick release tube fitting for ID 2 tubing.	
9611-99-3124	M4 quick release tube fitting for ID 4 tubing.	
9611-99-4432	M4 quick release conversion fitting with standard w9 hose piece.	
9611-99-4433	M4 bushing, stainless steel for membrane.	
		W9 Accessories
9611-99-2784	W9 membrane, silicon (grey).	
9611-99-2783	W9 membrane, EPDM (black).	
9611-99-4434	W9 membrane, PTFE (TFM 1600), white.	
9611-99-4435	W9 membrane, silicon (grey), w/septum for ref. 9612-4333-01/9612-4333-02.	
9611-99-4406	W9 membrane, EPDM (black), w/septum for ref. 9612-4333-01/9612-4333-02.	
9611-99-3071	Hypodermic needle, long, for ref. 9612-4333-01/9612-4333-02.	
9611-99-3610	W9 bushing st. steel, for membrane.	
9611-99-2955	W9 rubber cap (black).	
9611-99-3130	W9 stainless steel chain.	
9611-99-2919	W9 key-ring for valve head type K (ref. 9612-4332-08).	
9611-99-4450	W9 adjustable pressure relief valve.	
9611-99-2980	W9 quick release plug.	
9611-99-3234	W9 quick release tube fitting for 10x1 st. pipe (incl. ref. 9611-99-3126).	
9611-99-2981	W9 quick release tube fitting for 10x1 PTFE tube (incl. ref. 9611-99-2995).	
9611-99-2995	W9 ferrule and compression fitting for 10x1 PTFE tube.	
9611-99-3126	W9 welding liner for 10x1 stainless steel pipe.	
9611-99-3702	W9 quick release fitting w 3/8" hose barb.	
9611-99-3272	W9 quick release conversion fitting w/m4 hose piece.	
9611-99-4436	W9 adapter w/ISO female luer conus for syringe.	
		W15 Accessories
9611-99-4440	W15 membrane, PTFE (TFM 1600), white.	
9611-99-4441	W15 tool for dismounting PTFE membrane.	
		W25 Accessories
9611-99-4444	W25 membrane, PTFE (TFM 1600), white.	
9611-99-4445	W25 tool for dismounting PTFE membrane.	

Keofitt Aseptic Sampling Valves

Miscellaneous Valves

Aseptic sampling valves

Product code: 5279/CM

Item no.	Description
Miscellaneous products	
9611-99-3235	EPDM membrane for old MSV valve.
9611-99-3194	Silicon membrane for old MSV valve.
9611-99-3262	PTFE tubing, 10x1, per meter.
9611-99-3461	PTFE tubing, 8x1, per meter.
9612-4333-03	MicroPort type T for tank welding.
9612-4333-04	MicroPort type P for pipe welding.
9611-99-4446	MicroPortTM type P, OD 12x1 connection.
9611-99-3048	EPDM septum for ref. 9612-4333-03/9611-99-4446.
Other producers	
9611-99-3456	Aseptic Sampling System, 500 ml, incl. stand and bottle.
9611-99-4447	Aseptic Sampling System, 1000 ml, ex. stand and bottle.
9611-99-4448	Sample bottle, 500 ml, ex. stand and bottle.
9611-99-4449	Sample bottle, 1000 ml, ex. stand and bottle.

Alfa Laval in brief

Alfa Laval is a leading global provider of specialized products and engineered solutions.

Our equipment, systems and services are dedicated to helping customers to optimize the performance of their processes. Time and time again.

We help our customers to heat, cool, separate and transport products such as oil, water, chemicals, beverages, foodstuff, starch and pharmaceuticals.

Our worldwide organization works closely with customers in almost 100 countries to help them stay ahead.

Our USA-based sanitary group offers Alfa Laval and Tri-Clover® fluid handling and heat transfer equipment.

Since 1919, Tri-Clover has been the leading supplier of processing equipment to the sanitary flow industry in North America.

How to contact Alfa Laval

Contact details for all countries are continually updated on our website. Please visit www.alfalaval.us to access the information directly.

