

SCS AQUATERRA

February 9, 2014
Project No. 27214218.01

Mr. Bill Sadler, P.G.
ADEQ – Solid Waste Management Division
5301 Northshore Drive
North Little Rock, Arkansas 72118

RECEIVED
FEB 11 2015
Kn 126


Subject: **NABORS Landfill**
Fourth Quarter Groundwater Assessment Monitoring Report

Mr. Sadler,

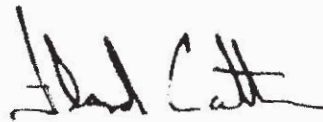
In accordance with Contract Number 4600033394, SCS Aquaterra is submitting the Evaluation of Groundwater Monitoring Program and the Fourth Quarter Groundwater Monitoring Report summarizing monitoring activities performed in December 2014. The Fourth Quarter 2014 Explosive Gas Monitoring Report is presented as Appendix B of the Groundwater Report.

If you have questions or comments regarding these reports, please do not hesitate to contact us at (913) 681-0030.

Sincerely,



Dillon Baird, E.I.T.
Project Engineer
SCS AQUATERRA



Floyd Cotter, P.E.
Project Manager
SCS AQUATERRA

Enclosure: Evaluation of Groundwater Monitoring Program
Fourth Quarter 2014 Groundwater Monitoring Report

AFIN: 03-00051
PW 0249-S4

FEB 12 2015

DOC ID: 67154
TO: B5791e SWMD



Evaluation of Groundwater Monitoring Program

NABORS

CLASS 1 and Class IV LANDFILLS

ADEQ PERMIT NOS. 0249-S1-R2, 0249-S4

AFIN: 03-00051

PREPARED BY:



**7529 Counts Massie Road
North Little Rock, AR 72113**

JANUARY 2015

Evaluation of Groundwater Monitoring System


NABORS

CLASS 1 and Class IV LANDFILLS

ADEQ PERMIT NOS. 0249-S1-R2, 0249-S4

AFIN:03-00051

This plan has been prepared by Chimney Rock Consulting for SCS Aquaterra and the Arkansas Department of Environmental Quality and is certified that, to the best of our ability, it meets the requirements of the applicable contracts and Regulation 22 as well as appropriate EPA and ADEQ regulatory guidance. All presentations are based upon records obtained from the ADEQ. Chimney Rock does not certify the regulatory compliance or accuracy of these reports.



Dan McCullough PG

Arkansas #1802

TABLE OF CONTENTS

1.0 INTRODUCTION	1
1.1 Purpose and Scope	2
1.2 Site Description.....	2
1.3 Site Setting.....	3
2.0 HISTORY OF GROUNDWATER MONITORING AT NABORS LANDFILLS	1
2.1 Detection Monitoring Program	4
2.2 Assessment Monitoring Program	6
2.3 Corrective Action	9
3.0 STATUS OF GROUNDWATER MONITORING AT NABORS LANDFILLS.....	10
4.0 RESULTS OF DECEMBER 2014 SAMPLING EVENT	13
5.0 RECOMMENDATIONS AND CONCLUSIONS	14

LIST OF TABLES

TABLE 1	History of Groundwater Monitoring at NABORS
----------------	---

LIST OF FIGURES

FIGURE 1	Site Location
FIGURE 2	Site Layout

LIST OF APPENDICES

APPENDIX A	Fourth Quarter 2014 Groundwater Monitoring Report
APPENDIX B	Fourth Quarter 2014 Explosive Gas Monitoring Report

1.0 INTRODUCTION

1.1 Purpose and Scope

This report was prepared by Chimney Rock Consulting, LLC (CRC) for SCS Aquaterra (SCS) under the provisions of Contract No. 4600033394 between the Arkansas Department of Environmental Quality (ADEQ) and SCS to provide certain portions of the closure of the North Arkansas Board of Regional Sanitation Landfills (Permit Nos. 0249-S1-R2 and 0249-S4 herein referred to as NABORS). More specifically, this contract requires an evaluation and status summary of the existing assessment groundwater monitoring program, and recommendations on proceeding with the site groundwater monitoring in compliance ADEQ regulation 22 (Contract reference Task 1 – Facility Assessment).

This report will summarize the historical development of the groundwater monitoring program and the up-to-date status of current groundwater monitoring activities at the NABORS facility (Facility). Also provided is an evaluation of the groundwater monitoring program for compliance with ADEQ Regulation 22, Chapter 12. Section 4 of this report discusses the results of the sampling event conducted in December of 2014 in order to evaluate the current groundwater quality, and to assist in the presentation of the conclusions presented in Section 5. This sampling event is considered the regular Fourth Quarter Groundwater Monitoring Report and is included as a separate document in **APPENDIX A**. Recommendations to ADEQ on how to proceed with the groundwater monitoring program based upon the results of the evaluation are also provided in Section 5.

1.2 Site Description

The NABORS Landfills are located on portions of 700 acres in parts of Sections 24, 25, 26, 35, and 36, Township 21 North, Range 14 West, and a portion of Section 30, Township 21 North, Range 13 West in Baxter County, Arkansas. This location is approximately 9 miles north of Mountain Home and 1 mile northeast of the Three Brothers Community at the common address of 1192 RLH Road. The site location is shown on **FIGURE 1**.

The 700 acre site currently includes a 56 acre Class I landfill, designated Permit Number 0249-S1-R2 (AFIN #03-00051) as revised February 23, 2012; and a 5.75 acre Class IV landfill designated Permit Number 0249-S4 as originally issued September 12, 1997 (as modified September 21, 2010).

Although the existing permits are considered open, neither site is currently receiving waste. ADEQ is currently managing the closure of the sites. As part of the closure activities, ADEQ

desired an updated evaluation of the groundwater monitoring program as presented in this report. As shown on **FIGURE 2**, the landfill currently consists of three Areas designated Area1-1, Area 1-2, and Area 1-3.

1.3 Site Setting

Several groundwater and/or subsurface studies of the Landfill site have been performed during the life of the Facility resulting in a groundwater monitoring system that has evolved over time into a system of monitoring points including both monitoring wells and local springs. The general site setting information reported in this section is summarized from the site Groundwater Sampling and Analysis Plan (Aquaterra December 2011, ADEQ document #61474). The historical development of the groundwater monitoring system is summarized in Section 2.0.

In general, the landfill is located in an area of dissected hills characterized by narrow ridges. The Three Brothers Community is located near a dissected knob that appears to form a radial surface water divide with creeks flowing away from the Three Brothers Community. The ground surface in the area ranges between approximately 860 to 1,100 feet above mean ground surface (MSL). Surface water flows east to an unnamed tributary of Hutch Creek, which then flows south to Hutch Creek located approximately one mile south of the site. Hutch Creek then flows southeast to join Pigeon Creek. Pigeon Creek joins Lake Norfolk approximately 1.5 miles southeast of the junction of Hutch Creek and Pigeon Creek.

The regional geology includes formations of the Ordovician Age Cotter Dolomite and Jefferson City Dolomite. The Cotter Dolomite reportedly includes alternating beds of massive medium grained dolomite and fine grained light colored dolomite. Additionally, the Cotter Dolomite can contain shale, chert, and sandstone. The Cotter Dolomite overlies the Jefferson City Dolomite.

The Jefferson City Dolomite is generally indistinguishable from the overlying Cotter Dolomite. The Jefferson City Dolomite is gray, cherty dolomite with dolomite beds of less chert. The Jefferson City Dolomite ranges between approximately 100 and 500 feet thick.

The unconsolidated deposits overlying the Cotter Dolomite appear to be relatively thin clayey deposits formed in cherty residuum. The permeability of the soil is generally low while the permeability in the underlying Cotter Dolomite is generally higher. The springs identified in the ravines at the Facility appear to be linked to the shallow groundwater in the uppermost aquifer. The springs are generally located where the shallow bedrock intersects, or is near, the ground surface. Based on the reported potentiometric surface elevations measured in the facility's monitoring wells, the groundwater flow generally reflects the topography. The depth to groundwater ranges between five (5) feet and 83 feet below the ground surface.

2.0 HISTORY OF GROUNDWATER MONITORING AT NABORS LANDFILLS

Several groundwater and/or subsurface studies of the Landfill site have been performed during the life of the facility as a result of permit application activities, or in response to required groundwater monitoring contingency plans. The groundwater monitoring system has evolved over time into a system of monitoring points including both monitoring wells and local springs. The current Assessment Monitoring Program was triggered by the statistically significant occurrence of certain parameters documented in the original Detection monitoring system. In turn, the required contingencies for Nature and Extent characterization determinations and other regulatory provisions were addressed through the development of the site. The following sections provide the general history of the development of the groundwater monitoring program divided into the phases designated in the Arkansas Regulation 22. **Table 1** provides the general chronology of the development of the NABORS groundwater monitoring program. This history was assembled from existing ADEQ records.

2.1 Detection Monitoring Program (Reg.22.1204)

The original Solid Waste Permit (#0249-S) for the site was issued to RLH on June 14, 1988. This Permit specified a Detection Monitoring System that included one monitoring well and three springs as follows.

- SP4
- SP5
- SP7
- Monitoring well P1-3

It is assumed that this monitoring system was not intended to meet the requirements of Regulation 22.1202 through Regulation 22.1204 since these requirements were not in place at that time.

The ADEQ approved a new groundwater monitoring system in November of 1998 that included six new monitoring wells. The groundwater monitoring system then consisted of:

MW1 (originally MW-531)	MW4	MW7
MW2	MW5	
MW3	MW6	

It could be assumed that this was the first Detection Monitoring System for the site that was intended to comply with the provisions of Reg.22.1202 through Reg.22.1204 since Regulation 22 was available in 1994 and the ADEQ approved the system.

It should be noted that a Consent Administrative Order (#03-150) signed by RLH in April of 2005 required the installation of the following three additional monitoring wells to evaluate the potential impact from areas of waste overflow:

CAO-1
CAO-2
CAO-3

These wells could not be considered part of the Detection Monitoring program under the permit in place at that time.

On August 31, 2005, the Solid Waste Permit (0249-S) was transferred to the District. The Groundwater Detection Monitoring system for the Facility consisted of the same 7 wells (MW-1 through MW-7). The monitoring of the seven Detection Monitoring wells and the monitoring of the CAO wells were then under two different monitoring and reporting programs.

Following the Second Half 2005 sampling event, the ADEQ was notified of a statistically significant increase for volatile organic compounds (VOC) at MW-1 under the provisions of 22.1204(c). These detections were verified during the First Half 2006 sampling event and the facility began Assessment Monitoring at wells MW-1, MW-2, MW-3, MW-4, MW-5, MW-6, MW-7 in June 2006 as required by Regulation 22. 1205. At that time these seven wells were the only permitted facility Detection Monitoring wells.

The ADEQ was also notified in early 2006 that Volatile Organic Compounds and arsenic were detected in CAO-1 in exceedance of the MCL. The CAO wells were not included in the existing Solid Waste Permit or the Assessment Monitoring Program at that time.

On August 10, 2006 the ADEQ issued the new permit for Area 1-3. It included twenty monitoring wells and nine springs (listed in Section 2.2). It should be noted that the CAO wells were included in the twenty wells; therefore, the groundwater exceedances in the CAO wells became part of the permit and included in the Assessment Monitoring provisions of Regulation 22.

2.2 Assessment Monitoring Program (Reg.22.1205)

During the First Half 2006 sampling, VOC detections at MW-1 were verified (as per 22.1205(b)). The facility was, therefore, originally placed into the Assessment Monitoring Program under the provisions of 22.1205 in June 2006 due to VOC concentrations in MW-1 (only MW-1 through MW-7 were part of the permitted groundwater monitoring system at that time). The Assessment Monitoring Program was expanded to include all the wells/springs listed below when the new permit was issued in August 2006 (0249-S1-R2).

The facility has been in the Assessment Monitoring Program under the provisions of Regulation 22.1205 for the following permitted groundwater monitoring system specified in permit 0249-S1-R2 since it was issued on August 10, 2006:

MW-1	NAB-1	MW-577	SP-4
MW-2	NAB-2	MW-689D	SP-5
MW-3	NAB-3	MW-633D	SP-7
MW-4	NAB-4	TSP-1	Spring A
MW-5	NAB-7	TSP-2	Spring B
MW-6	CAO-3	TSP-3	Leachate
MW-7	NAB-8	TSP-4	
CAO-1	MW-509D		
CAO-2			

Additional sampling points were added as required by ADEQ (see Section 3.0 for the status of the current Assessment Monitoring Program).

As per 22.1205(b), Assessment Monitoring included analysis of supplemental parameters listed in Appendix II of Regulation 22. These samples were collected in June 2006 at facility monitoring wells and springs. No additional Appendix II parameters were detected above the PQL in any of these wells at that sampling event.

In accordance with the letter from ADEQ dated August 16, 2007, a reduction in the full Appendix II sampling frequency from annually to every three years was approved as allowed by Reg.22.1205(c). All locations were to be sampled for Appendix II parameters starting in 2009. During the Fourth Quarter 2009, Appendix II parameters were analyzed in accordance with the approved sampling schedule. The next Appendix II sampling should have been performed by the end of 2012. The third quarter 2012 sampling report states that Appendix II sampling would be performed during the regular Fourth Quarter 2012 sampling event, however, no record of this event was located in the ADEQ records.

Groundwater Protection Standards (GWPS) have been established for each parameter detected during the Appendix II sampling events. The EPA Maximum Contaminant Level (MCL) has been established as the GWPS under the provisions of Reg.22.1205(d)(4) and Reg.22.1205(h). If a MCL has not been established, the EPA Secondary MCL or the EPA Regional Screening Level for tap water has been established as the GWPS. The GWPSs for the NABORS Landfill are provided in Table A.1. of the latest *Groundwater Sampling and Analysis Plan* dated December 2011 by Aquaterra (document #61474). The GWPSs listed in that document have not been upgraded to utilize the latest MCL and Risk Based Screening Levels.

Assessment Monitoring continued on a quarterly basis as per 22.1205(d) based upon:

- The presence of VOCs at MW-1
- Detected concentrations of arsenic at various wells, some of which were above the Groundwater Protection Standards (GWPS)
- Vinyl chloride detections at CAO-1 which historically exceed the GWPS.

As per 22.1205(g), the following items were completed as a result of the assessment monitoring constituents detected at statistically significant levels above the groundwater protection standard established under 22.1205(h) and (i):

1. As required by 22.1205(g), NABORS notified ADEQ of the exceedances of the GWPS for arsenic and vinyl chloride at the facility monitoring wells on August 8, 2007. This correspondence was also sent to the appropriate county officials on July 27, 2007 as required by 22.1205(g).
2. Terracon, on behalf of NABORS submitted an Alternative Source Demonstration (ASD) for the detected arsenic in the facility monitoring wells in the First Quarter 2007 Assessment Groundwater Monitoring Report (May 11, 2007, document #47618) as allowed by Regulation 22.1205(g)(2). The ASD argued that arsenic concentrations observed in MW-1, MW-2, NAB-1, NAB-2, NAB-4, NAB-7, NAB-8, MW-577, CAO-2, Spring A, Spring B, TSP-1, TSP-2, and TSP-3 were the result of a source other than the landfill based on formation geochemistry and site hydrology. It was further stated that based on low chloride levels and low tritium levels in the groundwater in CAO-1, the observed VOCs were the result of landfill gas contamination and arsenic was naturally occurring. ADEQ denied the demonstration in correspondence dated August 8, 2007 (document #49888). However, ADEQ stated that NABORS can submit additional information in support of their position.

Terracon submitted a Supplemental ASD dated June 18, 2008 (document #52958). The Supplemental ASD stated that elevated concentrations of arsenic and vinyl chloride observed in the ongoing Nature and Extent of Contamination Study supported the ASD for both arsenic and VOC detections. ADEQ denied the supplemental ASD for reasons stated in correspondence dated March 4, 2009.

3. As required by Reg.22.1205(g)(1)(i), NABORS submitted a Groundwater Nature & Extent Characterization Work Plan (Document #51349) on September 17, 2007. ADEQ approved the workplan by letter dated January 24, 2008. A Nature and Extent report was submitted as per Reg.22.1205(g)(1)(i) on August 8, 2008. This report included a supplement to the original May 11, 2007 ASD submitted as per Reg.22.1205(g)(2). ADEQ denied this ASD and the Nature and Extent Investigation continued.

Activities prior to the Fourth Quarter 2009 were conducted by Terracon and all subsequent activities were conducted by SCS or Aquaterra Environmental Solutions, Inc. Overall Nature and Extent Characterization activities included the installation of six new groundwater monitoring wells and collection of groundwater, surface water, spring, and leachate samples. Four sampling events were to be conducted as part of the Nature and Extent activities, with emphasis on the vicinity of CAO-1, and NAB-1, as these are the locations where concentrations had statistically exceeded the GWPS.

The final *Groundwater Nature and Extent Characterization Report* was submitted by letter dated July 7, 2010 (document #57918). This report described the five wells that were installed (NE-1, NE-2, NE-3, NE-4, NE-5) and the resulting sampling results (as required by Reg.22.1205g(1)(ii)). Vinyl chloride was detected above the MCL in MW-1, and in trace concentrations in MW-2 and NE-1. Other VOCs were detected at CAO-1, MW-1, MW-2, NE-1, NE-2, Spring A, and the Entrance Seep. Arsenic was detected in CAO-1, NAB-1, NAB-2, NAB-7, MW-509, NE-1, NE-4, and NE-5. The VOCs and metals observed in the groundwater were attributed to landfill gas.

The results of the leachate analyses were concluded to demonstrate that it is unlikely that leachate is impacting CAO-1 or MW-1 given the VOC data and low levels of the indicator parameter chloride. The results of landfill gas analyses were concluded to demonstrate that a change in geochemical conditions posed by the presence of landfill gas has potentially preferentially dissolved naturally occurring metals such as arsenic in the groundwater in the vicinity of CAO-2, NAB-1, NAB-2, NAB-7, and MW-509.

The recommended actions presented as part of the *Final Nature and Extent Characterization Report* (Document #57918) are generally as follows:

- NABORS should continue the Assessment Monitoring Program
- Since the Nature and Extent Investigation indicated landfill gas as a potential source of arsenic and VOCs, the Corrective Measures Assessment required by Reg.22.1206 should include an analysis of the effectiveness of potential Landfill Gas (LFG) corrective measures.
- A corrective Action Assessment Work Plan should be submitted to include a LFG extraction pilot study near CAO-1 where VOC and metal concentrations routinely exceeded the GWPS. The corrective action assessment should meet the requirements and objectives of the remedy and all the requirements of Reg.22.1207 including performance, time, and cost aspects.
- Groundwater should be monitored every two weeks during the pilot study at CAO-1.
- Results of the corrective measures assessment will be submitted to the ADEQ and will include the selection of a final remedy in accordance with Reg.22.1207.

2.3 Correction Action Programs (Reg 22.1206),(Reg 22.1207),(Reg 22.1208)

Within ninety days of finding that any of the constituents listed in Appendix 2 or Appendix 3 have been detected at a statistically significant level exceeding the GWPS, Reg.22.1206(a) requires the owner to initiate an assessment of corrective measures. As discussed in the previous section, the facility notified local government officials of the exceedance of the GWPS for vinyl chloride and arsenic in August 2007. The facility also stated that the Assessment of Corrective Measures was initiated at that time. On September 28, 2011, the facility submitted a document titled *Groundwater Corrective Measures Pilot Study Work Plan* (Document #60958). That document proposed to install four vent wells around CAO-1, collect data for four quarters, and then evaluate the data prior to preparing the Assessment of Corrective Measures required by Reg.22.1206(a).

The ADEQ responded by letter dated October 24, 2011 that the proposed time period was too long and that an *Assessment of Corrective Measures Report* must be submitted by January 31, 2012.

The facility responded by letter dated February 9, 2012 by submitting Document #61759 *Assessment of Corrective Measures* intended to comply with Reg.22.1206(c). The ADEQ responded by letter dated February 7, 2013 (Document #63899) by concluding that document #61759 does not meet the criteria to be considered a complete Assessment of Corrective Measures as detailed in Reg.22.1206(c). The ADEQ required a complete Assessment of Corrective Measures as per Reg.22.1206 & 1207 to be submitted by March 7, 2013. The record

does not indicate a response to the February 7, 2013 letter from ADEQ or the submittal of a final Assessment of Corrective Measures.

3.0 STATUS OF GROUNDWATER MONITORING AT NABORS LANDFILLS

Status and compliance with Chapter 12 of Regulation 22 at the NABORS facility is summarized as follows:

Reg.22.1202 - Groundwater Monitoring Systems: The current Assessment Groundwater Monitoring System has evolved over the life of the facility and includes the following thirty-eight (38) monitoring points as specified in permit 0249-S1-R2 issued on August 10, 2006 and additional points specified by ADEQ as a result of the Nature and Extent Characterization (monitoring points are located on **FIGURE 2**):

MW-1	NAB-1	MW-577	SP-4	NE-6
MW-2	NAB-2	MW-689D	SP-5	MW-1R
MW-3	NAB-3	MW-633D	SP-7	
MW-4	NAB-4	TSP-1	Spring A	
MW-5	NAB-7	TSP-2	Spring B	
MW-6	CAO-3	TSP-3	Leachate	
MW-7	NAB-8	TSP-4	NE-2	
CAO-1	MW-509D	Entrance Seep	NE-3	
CAO-2	Class I Draw	Class IV Draw	Spring Near NE-3	

Reg.22.1203 - Groundwater Sampling and Analysis Requirements: The latest *Groundwater Sampling and Analysis Plan (GWSAP)* is dated December 2011 by Aquaterra (document #61474). ADEQ requested this revised GWSAP include updated information on NE-2, NE-3, NE-6, Landfill Entrance Seep, Class I Draw, Class IV Draw, and Spring near NE-3 by letter dated October 24, 2011 (see document #61097). The final *Groundwater Sampling and Analysis Plan* was submitted December, 2011 and was utilized beginning with the First Quarter 2012 sampling event. MW-1R was added to the required Assessment Monitoring Program by letter from ADEQ dated February 1, 2012 (document #61694). This letter provided for the decommissioning of MW-1 after two sampling events and a direct comparison of analytical results. MW-1 has not yet been decommissioned.

Reg.22.1204 – Detection Monitoring Program: The Detection Monitoring Program began in November of 1998 and was terminated in June 2006 when the facility began the Assessment Monitoring Program due to VOC concentrations in MW-1.

Reg.22.1205(a) – Assessment Monitoring Program: The Assessment Monitoring Program was expanded to include the CAO wells, the NAB wells, and certain springs under the provisions of the current permit (#0249-S1-R1) in August of 2006. It was further extended to include additional wells and springs as explained under the above discussion concerning compliance with Reg.22.1203.

Reg.22.1205(b)and(c): The assessment monitoring frequency and the assessment monitoring constituents were established over time. The Assessment Monitoring Constituent (AMC) list (22.1205(b)) and the sampling frequency (22.1205(c)) are specified in the current *Sampling and Analysis Plan* dated December 2011 by Aquaterra.

Reg.22.1205(d), (e), (f): The Assessment Monitoring Procedures have been compiled in the current *Sampling and Analysis Plan*. The groundwater protection standards have been established as per Reg.22.1205(d)(4) and presented in Table A.1 of the December 2011 *Sampling and Analysis Plan*. Assessment Monitoring has continued as required by Reg.22.1205(e)(f) until September 2012. Regular site sampling was not performed after this time even though it continued to be required by Regulation 22 and the Solid Waste Permit.

Reg.22.1205(g): Following the exceedance of the GWPS, the facility generally addressed the contingencies listed in Reg.22.1205(g)(i)-(iv) by initiating a Nature and Extent of Release Study, installing additional wells, and providing notifications. However, the assessment of corrective measures as specified in 22.1205(g) was not successfully completed as of the final correspondence from ADEQ on this matter dated February 7, 2013 (document #63899). Alternate Source Determinations as allowed by Reg.22.1205(g)(2) were attempted but never approved by ADEQ.

Reg.22.1205(h),(i),(j): Where available, the EPA Maximum Contaminant Level (MCL) has been established as the GWPS. If a MCL has not been established, the EPA Secondary MCL or the EPA Regional Screening Level for tap water has been established as the GWPS. The NABORS Landfill GWPS are provided in Table A.1. of the latest *Groundwater Sampling and Analysis Plan* dated December 2011 by Aquaterra. The GWPSs listed in that document have not been upgraded to utilize the latest MCL and Risk Based Screening Levels.

Reg.22.1206 – Assessment of Corrective Measures: Within 90 days of finding that any of the applicable constituents have been detected at a statistically significant level exceeding the GWPS the facility must initiate an Assessment of Corrective Measures to be completed within a reasonable amount of time. Although the Assessment of Corrective Measures was reported to be initiated in August of 2007, and various attempts to address this item have been provided, it has not been successfully completed as per Reg.22.1206 (see document #63899).

Reg.22.1207 – Selection of Remedy: - Based on the results of the Corrective Measures Assessment conducted under Reg.22.1206, the facility must select a remedy that meets the standards of Reg.22.1207. Since the Corrective Measures Assessment has not been completed, it is not possible to select the appropriate remedy and comply with this section of Regulation 22.

Reg.22.1207 Implementation of the Corrective Action Program: Based the Selection of Remedy and the schedule determined as per Reg.22.1206, the facility must implement the selected remedy and establish and implement a corrective action ground water monitoring program. It is not possible to complete these items until the Assessment of Corrective Measures under Reg.22.1206 is completed.

4.0 RESULTS OF DECEMBER 2014 SAMPLING EVENT

A groundwater sampling event was conducted on December 15-18, 2014 as part of the current groundwater Assessment Monitoring Program. The current groundwater Assessment Monitoring wells, springs, and seeps were sampled as specified in the current *Groundwater Sampling and Analysis Plan* dated December 2011 (document #61474). This sampling event has been compiled into the format of a regular quarterly sampling event and labeled *NABORS Fourth Quarter 2014 Groundwater Sampling Event*. A complete copy of this document is provided in **APPENDIX A**. The results of the explosive gas sampling event conducted as part of the December 15 – 18 sampling event are compiled in a separate report and provided in **APPENDIX B**.

The conclusions of the Fourth Quarter 2014 Groundwater Sampling Event are summarized as follows:

- A potentiometric surface map constructed from water levels measured during the Fourth Quarter 2014 Assessment Monitoring event indicated groundwater within the uppermost aquifer was found to flow in a west-northwesterly direction in the Area 1-2 portion of the site. This flow relationship is consistent with the flow direction indicated by historical water level measurements. The groundwater flow direction in the Area 1-3 portion of the site is to the east. The average linear velocity in Area 1-2 is estimated at 5.44×10^{-4} cm/sec. The average linear velocity in Area 1-3 is estimated at 1.4×10^{-3} cm/sec.
- Primary Drinking Water Standard MCLs were exceeded for arsenic at MW-1, MW-1R, CAO-1, and NE-2 during the Fourth Quarter 2014 Assessment Monitoring event.
- Appendix 1 volatile organic compound (VOC) detections above the PQL consisted of the following:
 - **MW-1** - 1,1-dichloroethane, cis-1,2-dichloroethene, benzene, trichloroethene, 1,4-dichlorobenzene, and vinyl chloride
 - **MW-1R** - 1,1-dichloroethane, cis-1,2-dichloroethene, benzene, trichloroethene, and 1,4-dichlorobenzene
 - **MW-633D** - 1,1-dichloroethane
 - **CAO-1** - benzene, 1,1-dichloroethane, cis-1,2-dichloroethene, and vinyl chloride

- Monitoring well MW-1R was added to the required Assessment Monitoring Program by letter from ADEQ dated February 1, 2012 (document #61694). This letter provided for the decommissioning of MW-1 after two sampling events and a direct comparison of analytical results. The Fourth Quarter 2014 sampling event was the second event to occur at MW-1R. Statistical evaluation of data from MW-1R will be conducted when at least four sampling events have been collected.
- The results of the Fourth Quarter 2014 Assessment Monitoring statistical evaluations indicated the concentrations of the following parameters at the following wells, statistically exceeded the established groundwater protection standards.

MONITORING POINT	AMC CONSTITUENT
CAO-1	Arsenic, Cobalt, Vinyl Chloride, 1,1-Dichloroethane
NAB-2	Arsenic
MW-1	1,1-Dichloroethane, Cobalt
MW-509D	Cadmium

- These results are very similar to what was detailed in the Third Quarter 2012 Report. Differences in the results of the two reports can be attributed to the number of data points utilized in the Confidence Interval statistical evaluation. The approach taken in the Fourth Quarter 2014 evaluation was to utilize the most consistent data population by excluding early non-detect values or early elevated detections that may bias the evaluation by causing false positive or false negative confidence interval results.
- Quarterly explosive gas monitoring was conducted on December 15, 2014 and consisted of monitoring the site perimeter Explosive Gas Monitoring probes GP-1 through GP-13, GP-14R, GP15, GP-16R, GP-17, and GP-18R. In addition to these perimeter probes, the landfill office and scale house were monitored for Explosive Gas. Methane readings at each of these gas monitoring locations were below regulatory limits for the facility. The results of the monitoring event are included in APPENDIX B to this report.
- Three (3) interior gas probes (GP-14, GP-16, and GP-18) which are not point of compliance probes were monitored for information purposes. Methane readings at GP-14 indicated methane was above 100% LEL.

5.0 CONCLUSIONS AND RECOMMENDATIONS

The following recommendations and conclusions are based upon a review of the existing records for the subject facilities and should not be considered all inclusive for the facility to achieve compliance with all regulations associated with sanitary landfills.

With the exception of meeting regulatory timeframes, it appears that the facility has generally complied with the various sections of Chapter 12 of Regulation 22 concerning groundwater monitoring up until March 7, 2013. This is the extended deadline for submission of a complete Assessment of Corrective Measures as per Reg.22.1206 (reference ADEQ letter dated February 7, 2013, document #63899). Additionally, the facility has failed to submit the regular quarterly groundwater sampling reports after Third Quarter 2012 (September 2012 Sampling Event).

The December 2014 sampling event confirms that arsenic is still statistically exceeding the GWPS in CAO-1 and NAB-2, and that VOCs are still present in MW-1 and CAO-1. In addition cadmium has now exceeded the GWPS in MW-509D. Differences in the results of the Third Quarter 2012 and the Fourth Quarter 2014 sampling events can be attributed to the number of data points utilized in the Confidence Interval statistical evaluation. The record indicates that landfill gas could be the major cause of elevated monitoring constituents.

The following recommendations are considered appropriate for addressing the compliance of the groundwater monitoring program:

1. NABORS should continue monitoring groundwater in accordance with the current Assessment Monitoring Program as specified in Reg.22.1205 for at least the next four quarterly Assessment Monitoring events (through the end of 2015).
2. The Assessment Monitoring Constituent List (AMC), frequency of monitoring, and the number of the sampling points should then be modified depending upon the results of the final remedial action at the site.
3. NABORS should immediately complete an Assessment of Corrective Measures as per Reg.1206. Although exceedances of VOCs and metals are generally attributed to Landfill gas, various remedies should be considered as specified in Reg.22.1206.
4. After this assessment is complete, the public meeting specified in Reg.22.1206(d) can be conducted prior to selection of the appropriate remedy as per Reg.22.1207.
5. Finally, the selected corrective measure can then be implemented and the final groundwater program established as per Reg.22.1208.
6. MW-1R was added to the required Assessment Monitoring Program by letter from ADEQ dated February 1, 2012 (document #61694). This letter provided for the decommissioning of MW-1 after two sampling events and a direct comparison of

- analytical results. This comparison and possible decommissioning of MW-1 could proceed at this time.
7. Groundwater Protection Standards listed in the current *Groundwater Sampling and Analysis Plan* (document #61474) have not been upgraded to utilize the latest MCL and Risk Based Screening Levels.
 8. The statistical evaluations conducted during Assessment Monitoring should consist of Confidence Intervals as recommended in the Unified Guidance Document. Since all monitoring points are currently included in the Assessment Monitoring Program, it is recommended that Detection Monitoring statistics no longer be conducted.

APPENDIX A

**FOURTH QUARTER 2014 GROUNDWATER ASSESSMENT
MONITORING EVENT**

FOURTH QUARTER 2014 GROUNDWATER MONITORING REPORT

NABORS Class 1 Landfill

1305 Rossi Road

Mountain Home, AR 72653

Permit No. 249-S1-R2 AFIN: 03-00051

Project No. 14-040

January 17, 2014

Prepared by:




7529 Counts Massie Road ■ North Little Rock, Arkansas 72113

NABORS CLASS 1 LANDFILL

FOURTH QUARTER 2014 GROUNDWATER MONITORING REPORT

Professional Geologist Certification

I certify that I am a qualified groundwater scientist who has received a baccalaureate or postgraduate degree in the natural sciences. I have sufficient training and experience in groundwater hydrology and related fields, as demonstrated by state registration and completion of accredited university courses, which enable me to make sound professional judgments regarding groundwater monitoring and contaminant fate and transport. The statistics herein are based upon the statistical program SANITAS for Groundwater™ that is guided by the relevant EPA Guidance, ASTM Standards, and in accordance with Arkansas Department of Environmental Quality Hazardous Waste Regulation 23. I further certify that this report was prepared by me or by a subordinate working under my direction.


Dan McCullough, P.G. Date 2/2/15
Senior Hydrogeologist #1802




TABLE OF CONTENTS

1.0 INTRODUCTION	1
1.1 SITE DESCRIPTION	1
1.2 SITE GROUNDWATER MONITORING SYSTEM	1
2.0 GROUNDWATER SAMPLING	3
2.1 WATER LEVEL DETERMINATION	3
2.2 WELL EVACUATION	3
2.3 EQUIPMENT DECONTAMINATION	3
2.4 SAMPLE EXTRACTION	4
2.5 FIELD TESTING	6
2.6 FIELD QA/QC PROCEDURES	7
2.7 HANDLING/TRANSPORT/CUSTODY	8
2.8 SAMPLE PRESERVATION	8
3.0 FOURTH QUARTER 2014 ASSESSMENT MONITORING SAMPLING EVENT	9
3.1 GROUNDWATER ELEVATION, FLOW DIRECTION & RATE	9
3.2 STATISTICAL EVALUATION	10
3.2.1 RESULTS OF DETECTION MONITORING STATISTICAL ANALYSIS	11
3.2.2 RESULTS OF ASSESSMENT MONITORING STATISTICAL ANALYSIS	12
3.3 LABORATORY ANALYTICAL RESULTS	14
3.4 QUALITY ASSURANCE/QUALITY CONTROL RESULTS	14
4.0 CONCLUSIONS	20

TABLES

TABLE 1	ASSESSMENT MONITORING CONSTITUENTS
TABLE 2	FIELD MEASUREMENTS
TABLE 3	GROUNDWATER PROTECTION STANDARDS
TABLE 4	INORGANIC GROUNDWATER QUALITY RESULTS
TABLE 5	VOLATILE ORGANIC GROUNDWATER QUALITY RESULTS

APPENDICES

APPENDIX A	FIGURES
FIGURE 1	SITE LOCATION MAP
FIGURE 2	POTENTIOMETRIC SURFACE MAP
APPENDIX B	GROUNDWATER SAMPLING RECORDS
APPENDIX C	LABORATORY ANALYTICAL RESULTS
APPENDIX D	STATISTICAL DATABASE
APPENDIX E	STATISTICAL EVALUATION

1.0 INTRODUCTION

This report summarizes the results of the Fourth Quarter 2014 Groundwater Assessment Monitoring event at the NABORS Landfill. Field work was conducted by personnel from Chimney Rock Consulting, LLC (CRC) on December 15 -18, 2014. This report was prepared by CRC for SCS Aquaterra (SCS) under the provisions of Contract No. 4600033394 between the Arkansas Department of Environmental Quality (ADEQ) and SCS. This sampling event was performed to assist in the preparation of the groundwater monitoring program assessment also completed under the provisions of the same contract. ADEQ records indicate that this quarterly assessment monitoring report is the first report since the Third Quarter 2012.

The NABORS Landfill originally operated under Solid Waste Disposal Permit number 0249-S, as issued to RLH, Inc. (RLH) by the Arkansas Department of Environmental Quality (ADEQ) on June 14, 1988. The solid waste permit was transferred to NABORS on August 31, 2005. The NABORS Landfill is currently under Solid Waste Disposal Permit 0249-S1-R2 issued by the ADEQ on August 10, 2006. Although the current permit is considered “open”, the landfill is not currently receiving waste. The ADEQ is currently managing the closure of the site. The analytical work for this sampling event was conducted by Environmental Science Corporation (ESC) of Nashville, Tennessee and groundwater sampling was conducted by Chimney Rock Consulting, Inc. (CRC).

1.1 SITE DESCRIPTION

The Northwest Arkansas Regional Solid Waste Management District (District) owns both a Class 1 and Class 4 Landfill at the subject site. The NABORS Landfills (herein referred to as Landfill) are located on approximately 700 acres near Three Brothers (Baxter County), Arkansas. The permitted Class 1 area is located in a portion of the SW1/4 of SE1/4 of Section 26, Township 21 North, Range 14 West, and NW1/4 of NE1/4 of Section 35, Township 21 North, Range 14 West. A general geographic location map is included as **FIGURE 1**.

Currently the landfill is not receiving waste. The last Groundwater Assessment Monitoring Report was completed by NABORS for the Third Quarter 2012. Since that time regular groundwater monitoring has not been conducted at the Landfill.

1.2 SITE GROUNDWATER MONITORING SYSTEM

The Landfill groundwater monitoring system has evolved over time into a system of monitoring points including both monitoring wells and local springs. The current Assessment Monitoring Program was triggered by the statistically significant occurrence of certain parameters documented in the original Detection Monitoring system. In turn, the required contingencies for Nature and Extent characterization and other regulatory provisions were addressed through the development of the site.

More specifically, the first Detection Monitoring System for the site that was intended to comply with the provisions of Reg.22.1202 through Reg.22.1204 was approved by ADEQ in 1998. Following the Second Half 2005 sampling event, the ADEQ was notified under the provisions of 22.1204(c) of a statistically significant increase for volatile organic compounds (VOC) at MW-1. These detections were verified during the First Half 2006 sampling event and the facility began Assessment Monitoring at wells MW-1, MW-2, MW-3, MW-4, MW-5, MW-6, and MW-7 in June of 2006 as required by Regulation 22. 1205. At that time these seven wells were the only permitted facility Detection Monitoring wells.

The Assessment Monitoring program was later expanded to include all the wells/springs listed below when the new permit was issued in August of 2006 (0249-S1-R2), and when the Nature and Extent Characterization was completed. Monitoring was conducted under this program through the Third Quarter 2012.

Assessment Monitoring continued on a quarterly basis as per 22.1205(d) based upon:

- The presence of VOCs at MW-1
- Detected concentrations of arsenic at various wells, some of which were above the Groundwater Protection Standards (GWPS)
- Vinyl chloride detections at CAO-1 which historically exceed the GWPS.

The current groundwater monitoring system for the NABORS Landfill consists of twenty-four (24) monitoring wells, thirteen (13) springs, and a Leachate sample for a total of thirty-eight (38) Assessment Monitoring points. These sampling points are listed below and are located on **FIGURE 2.**

<u>NABORS GROUNDWATER ASSESSMENT MONITORING POINTS</u>				
MW-1	NAB-1	MW-577	SP-4	NE-6
MW-2	NAB-2	MW-689D	SP-5	MW-1R
MW-3	NAB-3	MW-633D	SP-7	
MW-4	NAB-4	TSP-1	Spring A	
MW-5	NAB-7	TSP-2	Spring B	
MW-6	CAO-3	TSP-3	Leachate	
MW-7	NAB-8	TSP-4	NE-2	
CAO-1	MW-509D	Entrance Seep	NE-3	
CAO-2	Class I Draw	Class IV Draw	Spring Near NE-3	

2.0 GROUNDWATER SAMPLING

The Fourth Quarter 2014 Assessment Monitoring sampling event was conducted on December 15-18, 2014. A representative of Chimney Rock Consulting (CRC) collected samples from twenty-four monitoring wells (MW-1, MW-1R, MW-2 through MW-7, MW-509D, MW-577, MW-633D, MW-689D, CAO-1, CAO-2, CAO-3, NAB 1 through NAB-4, NAB-7, NAB-8, NE-2, NE-3, and NE-6) and thirteen springs (TSP-3, TSP-4, SP-7, SP-NE-3, Spring A, Spring B, Class I Draw Spring, Class IV Draw Spring, and the Landfill Entrance Seep). All additional springs were dry, or had been covered by landfill construction and could not be sampled during this event (TSP-2, TSP-1, SP-5, and SP-4). The current *Groundwater Sampling and Analysis Plan* dated December 2011 (ADEQ document #61474) was utilized for this sampling event. The procedures for obtaining groundwater samples, parameters analyzed, sample preservation and handling are discussed in the following sections.

2.1 WATER LEVEL DETERMINATION

Prior to evacuating each well for sampling, the depth to water was measured using an electronic water level probe. The measurements were taken to the nearest 0.01-foot from the top of the well casing and the information was used to calculate the volume of water in the well. Because non-dedicated equipment was used to obtain water levels, procedures were instituted to insure the samples were not contaminated. The electronic water level probe is constructed of inert materials and was de-contaminated with distilled water prior to use at each well.

2.2 WELL EVACUATION

The water in a well prior to sampling may not be representative of in-situ groundwater quality. Therefore, the groundwater technician used an electric submersible Grundfos Redi-Flo 2 pump to purge a minimum of three casing volumes from each well utilizing dedicated sampling tubing at a rate that did not excessively agitate the recharge water. Since non-dedicated equipment was used to purge the wells, procedures were utilized to insure the samples were not contaminated. Clean, non-powdered, nitrile gloves were worn by the sampling personnel. Measures were taken to prevent surface soils from coming in contact with the purging equipment and lines, which could introduce contaminants to the well.

2.3 EQUIPMENT DECONTAMINATION PROCEDURES

All equipment that was used in the monitoring wells and had contact with the samples was thoroughly cleaned before use. These devices included a water level probe and a submersible pump. The water level probe was washed with potable water and phosphate-free laboratory detergent. Next, the probe was rinsed with potable water and finally, rinsed with distilled water. The water level probe was then placed in a plastic bag to reduce contact with air and

transported into the field. After a water level was measured at each well, a paper towel was soaked with distilled water and as the probe was reeled up the tape and probe were wiped clean.

The submersible pump was initially flushed with potable water and phosphate-free detergent. Next, the pump was rinsed with potable water, and finally rinsed and flushed with distilled water in a portable decontamination tube prior to use in each well. The pump was transported in a clean, sealed tub to minimize contact with the air prior to use at each well.

2.4 SAMPLE EXTRACTION

The technique used to withdraw each groundwater sample from the wells was selected based on consideration of the parameters analyzed in the sample. To insure the groundwater sample is representative of the formation, it is important to minimize physically altering or chemically contaminating the sample during the withdrawal process. In order to minimize the possibility of sample contamination the groundwater technicians did the following:

- *Made sure clean sampling equipment was not placed directly on the ground or other contaminated surfaces prior to insertion into the well.*
- *Gently lowered and retrieved sampling equipment in order to prevent undue disturbance of the water column.*
- *Transferred samples to the appropriate containers in a manner that minimized agitation and aeration.*

Samples were collected and containerized in the order of volatilization sensitivity of the parameters. Spring samples are collected where able, by utilizing a grab sample method by holding the sample bottle within the spring water flow path. The list of parameters analyzed is presented in **TABLE 1**.

TABLE 1
ASSESSMENT MONITORING CONSTITUENTS (AMC)

APPENDIX 1 VOLATILES	INORGANICS
ACETONE	ANTIMONY
ACRYLONITRILE	ARSENIC
BENZENE	BARIUM
BROMOCHLOROMETHANE	BERYLLIUM
BROMODICHLOROMETHANE	CADMIUM
BROMOFORM; TRIBROMOMETHANE	CHROMIUM
CARBON TETRACHLORIDE	COBALT
CARBON DISULFIDE	COPPER
CHLOROBENZENE	LEAD
CHLOROETHANE	NICKEL
CHLOROFORM	SELENIUM
DIBROMOCHLOROMETHANE	SILVER
1,2, DICHLOROBENZENE	THALLIUM
1,4, DICHLOROBENZENE	VANADIUM
TRANS- 1,4-DICHLORO-2-BUTENE	ZINC
1,1 DICHLOROETHANE	IRON
1,2 DICHLOROETHANE	MANGANESE
CIS-1,2,-DICHLOROETHYLENE	TIN
TRANS-1,2-DICHLOROETHYLENE	
1,2-DICHLOROPROPANE	
CIS-1,3-DICHLOROPROPENE	
TRANS-1,3-DICHLOROPROPENE	
ETHYLBENZENE	
2-HEXANONE	
METHYL BROMIDE	
METHYL CHLORIDE	INDICATOR PARAMETERS
METHYLENE BROMIDE	CHLORIDE
METHYLENE CHLORIDE	pH
METHYL ETHYL KETONE	SULFATE
METHYL IODIDE	TDS
4- METHYL-2-PENTANONE	TOC
STYRENE	SPECIFIC CONDUCTANCE
1,1,1,2-TETRACHLOROETHANE	
1,1,2,2,-TETRACHLOROETHANE	
TETRACHLOROETHANE	
TOLUENE	
1,1,1-TRICHLOROETHANE	
1,1,2-TRICHLOROETHANE	
TRICHLOROETHYLENE	
TRICHLOROFLUOROMETHANE	
1,2,3-TRICHLOROPROPANE	
VINYL ACETATE	
VINYL CHLORIDE	
XYLENE	

The collection order for the common groundwater parameters was as follows:

- * *Volatile Organic Compounds (VOCs)*
- * *Total Organic Carbon (TOC)*
- * *Sulfate, Chloride, and Total Dissolved Solids (TDS)*
- * *Total Metals*

2.5 FIELD TESTING

Some of the parameters evaluated are physically or chemically unstable and were measured immediately after collection by the CRC representative using a flow cell. Examples of unstable elements or properties include pH and temperature. Although the turbidity and specific conductance (inverse of electrical resistance) of a substance are relatively stable, these parameters were also measured in the field. This information was recorded on *Groundwater Monitoring Sampling Records* presented in **APPENDIX A**. A summary of the field measurements for the Fourth Quarter 2014 Assessment Monitoring sampling event is presented in **TABLE 2**.

TABLE 2
FOURTH QUARTER 2014 FIELD MEASUREMENTS

Well #	Date	Time	TOC Elev. (fmsl)	GW Depth (ft.)	GW Elev. (fmsl)	pH (SU)	Temp. (°C)	Turbidity (NTU)	Spec. Cond. (uS/cm)
MW-1	12/16/14	1532	1067.26	67.85	999.41	6.76	18.2	6.53	1659
MW-1R	12/16/14	1700	1067.57	69.90	997.67	6.64	18.4	43.6	1485
MW-2	12/17/14	1230	1001.21	36.10	965.11	8.10	17.6	2.14	625
MW-3	12/16/14	0934	994.48	26.95	967.53	6.99	17.6	0.97	921
MW-4	12/16/14	1043	1012.11	87.72	924.39	7.52	17.6	7.10	650
MW-5	12/16/14	1136	1004.38	78.40	925.98	7.52	16.6	2.83	720
MW-6	12/16/14	1228	1000.38	57.30	943.08	7.46	15.8	2.26	740
MW-7	12/16/14	1452	999.66	7.60	992.06	7.49	15.0	1.09	588
CAO-1	12/16/14	1349	1026.40	25.90	1000.5	6.43	18.1	8.05	1080
CAO-2	12/16/14	0840	998.80	31.20	967.60	7.03	16.4	7.22	812
CAO-3	12/16/14	0755	984.20	11.40	972.80	7.44	15.3	8.40	597
NAB-1	12/18/14	0805	1012.26	79.19	933.07	7.43	17.5	3.42	700
NAB-2	12/17/14	1412	993.98	79.10	914.88	7.06	18.4	10.90	740
NAB-3	12/17/14	0943	921.49	24.90	896.59	6.94	16.6	7.87	738
NAB-4	12/15/14	1255	1004.20	108.00	896.20	6.83	17.5	3.82	742
NAB-7	12/18/14	0908	1012.36	21.20	991.16	7.50	16.0	2.93	462
NAB-8	12/15/14	0725	1039.21	77.90	961.31	7.76	12.0	38.3	496
MW-509D	12/17/14	1629	1014.20	22.60	991.60	7.10	15.8	65.1	611
MW-577	12/17/14	1130	982.60	42.10	940.50	7.05	16.3	6.19	712
MW-689D	12/17/14	1030	966.20	25.90	940.30	6.91	17.0	8.38	691
MW-633D	12/15/14	1512	1050.10	64.90	985.20	7.33	20.3	46.1	742
NE-2	12/18/14	0920	976.98	57.90	919.08	7.38	10.3	173	3379
NE-3	12/17/14	1145	846.91	6.70	840.21	7.49	11.4	70.9	582
NE-6	12/16/14	1003	901.42	9.10	892.32	7.60	16.4	1.16	623

2.6 FIELD QA/QC PROCEDURES

For QA/QC purposes, a duplicate sample of MW-1 was collected and labeled Dupe. Procedures utilized for collecting the duplicate sample were identical to the sampling protocol detailed in Section 2.4 and collected at the same time as the MW-1 samples. The duplicate sample was collected to verify the consistency and precision of the sampling and testing procedures.

A field blank was also collected and labeled FB. The field blank consisted of distilled water poured into a sample container under field conditions and returned for laboratory analysis. The CRC field representative prepared the field blank for all the required monitoring parameters. The field blank was used to verify that the sample collection and handling process or ambient conditions, such as airborne materials or other factors unique to the sampling area did not affect the quality of the samples.

A volatile organic analyte (VOA) trip blank was also included as part of the field QA/QC procedures. The trip blank was prepared in the laboratory utilizing de-ionized water, transported to the site, handled as a sample (yet never opened in the field), and returned to the laboratory for analysis. Trip blank results are used to verify that the sample containers were adequately prepared/handled in the laboratory, and that the groundwater samples were protected from contamination during transport.

An equipment blank, labeled EB, was prepared on site by pouring de-ionized water over the water level probe, gloves, and through a disposable bailer. Equipment blank results are used to verify that proper protocols for collection of samples and decontamination of equipment were followed.

2.7 HANDLING/TRANSPORT/CUSTODY

Samples were accompanied by a Chain-of-Custody record that includes the name of the facility, collector's signature, monitoring point identification number, date, time, type of sample, number of containers, and analyses required. Samples collected from the Landfill site were placed in sample containers provided by the Laboratory. Containers were certified clean by the supplier and transported with ice to preserve samples.

Attached to the sample container at the time of collection is the sample label. The following information is recorded on the sample label:

- *Project or facility name*
- *Sample type*
- *Sample location number (well number)*
- *Preservation type*
- *Sampling date and time*
- *Sample collector's name or initials*

Documentation for the sample collection process and other important information was recorded on the chain of custody. The standard format includes the date, time, type of sample, code for sample analysis, unique sample number, and sampling location. The entries were signed by the sample collector.

2.8 SAMPLE PRESERVATION

In accordance with the facility's *Sampling and Analysis Plan*, the samples were placed in an ice chest for preservation and cooled to approximately 4 degrees Celsius. Custody was retained by a CRC representative from the time of collection until shipment via Federal Express to Environmental Science Corp. (ESC) in Nashville, Tennessee. Laboratory analytical results and a copy of the ESC Chain-of-Custody form are included in **APPENDIX C**.

3.0 FOURTH QUARTER 2014 ASSESSMENT MONITORING EVENT

The sampling results summarized in this report are for the Fourth Quarter 2014 Assessment Monitoring Event. The results for this event, conducted on December 15-18, 2014, are provided in the following sections, tables, and appendices. In addition, all historical groundwater data was evaluated statistically to determine if significant differences exist between compliance and background concentrations at each monitoring point.

3.1 GROUNDWATER ELEVATION, FLOW DIRECTION & RATE

There are currently twenty-four monitoring wells located around the Landfill area. Water level elevations were measured for monitoring wells MW-1, MW-1R, MW-2, MW-3, MW-4, MW-5, MW-6, MW-7, CAO-1, CAO-2, CAO-3, NAB-1, NAB-2, NAB-3, NAB-4, NAB-7, NAB-8, NE-2, NE-3, NE-6, MW-509D, MW-577, MW-689 and MW-633D during the Fourth Quarter 2014 event. **TABLE 2** summarizes the results of the water level and field measurements for this event. The highest water level elevation during this event was measured in monitoring well CAO-1, located east of Area 1-2, and the lowest elevation occurred in monitoring well NE-3, located southeast of Area 1-3. A potentiometric surface map was constructed utilizing the water levels measured during the Fourth Quarter 2014 Assessment Monitoring Event and is presented as **FIGURE 2**.

As **FIGURE 2** indicates, groundwater within the uppermost aquifer was found to flow to the west/northwest in Area 1-2 and generally to the east in Area 1-3. Based on this flow pattern, monitoring wells MW-1, MW-7, and NAB-7 are upgradient wells, and wells MW-2, MW-3, MW-4, MW-5, MW-6, NAB-1, NAB-2, NAB-3, NAB-4, NAB-8, MW-509D, MW-633D, MW-577, MW-689, CAO-1, CAO-2, and CAO-3 monitor the groundwater downgradient of the landfill.

Based on the principles of Darcian flow, the average linear velocity (groundwater flow rate) during the Fourth Quarter 2014 Assessment Monitoring event was calculated utilizing the following equation:

$$V_x = (K * i) / n_e$$

where,

- V_x is the average linear velocity (length/time),
- K is the hydraulic conductivity (length/time),
- i is the hydraulic gradient (length/length),
- and n_e is the effective porosity (decimal).

The hydraulic gradient in the Area 1-2 portion of the Landfill was calculated by comparing upgradient well, MW-1, to the most directly downgradient well, MW-5. The change in head of 73.43 feet between the two wells over a distance of approximately 1,500 feet produces a hydraulic gradient of 0.049 (ft/ft).

The hydraulic gradient in the Area 1-3 portion of the Landfill was calculated by comparing upgradient well, MW-1, to the most directly downgradient well, NAB-2. The change in head of 84.53 feet between the two wells over a distance of approximately 650 feet produces a hydraulic gradient of 0.13 (ft/ft).

Grubbs, Garner, & Hoskyn, Inc. reported an average hydraulic conductivity of 1.0×10^{-3} cm/sec in the site's *Hydrogeologic and Geotechnical Report* (1987). This hydraulic conductivity for the uppermost aquifer was used to aid in the flow rate calculations. CRC utilized an estimated porosity for this report of 10 percent for dolomite bedrock (Freeze and Cherry, 1979). An effective porosity was then determined by multiplying the porosity by 0.90 (90 percent). Effective porosity is always equal to or less than the porosity and utilizing 90 percent is a conservative approach since part of the total porosity is occupied by static fluid held to the mineral surface by surface tension. The effective porosity determined was nine percent.

Area 1-2:

$$V_x = [(1.0 \times 10^{-3} \text{ cm/sec})(0.049)] / (0.09) = 5.44 \times 10^{-4} \text{ cm/sec}$$

Area 1-3:

$$V_x = [(1.0 \times 10^{-3} \text{ cm/sec})(0.13)] / (0.09) = 1.4 \times 10^{-3} \text{ cm/sec}$$

3.2 STATISTICAL EVALUATION

The historical data was first reviewed for anomalies or outliers using the statistical program SANITAS™ for Groundwater. There were no statistical outliers calculated for the Fourth Quarter 2014 event.

In addition to outlier analysis, parameter concentrations were plotted versus time for each of the parameters. These graphs are included in **APPENDIX E**. Graphs provide a summary of the historical data that are more easily visualized on graphs than tables. Another important application of these graphs is for detecting possible trends or drifts in the data from a given well. Furthermore, when visually comparing the plots of all the wells for a parameter, it is easy to identify the variability among the wells. This variability may be spatial or due to contamination from an off-site source.

An important consideration in any graphical presentation is whether the data is significantly influenced by seasonal changes. If this is the case, then the data should be adjusted for seasonal influences. In order to make such a determination, there should exist at least eight and preferably sixteen observations for each parameter. However, seasonal influences will likely be first suspected from visual observation of the data graphs discussed above. Based on the data generated thus far and as stated in previous reports, it is suspected that concentration levels are significantly influenced by the amount of precipitation and the timing of individual precipitation events in relation to sampling events.

The methods used to evaluate the groundwater data for statistically significant increases (SSIs) are based on statistical procedures outlined in the *Statistical Analysis of Ground-Water Monitoring Data at RCRA Facilities (Unified Guidance, March 2009)* and ASTM D6312-98 *Standard Guide for Developing Appropriate Statistical Approaches for Groundwater Detection Monitoring Programs*. The SANITAS™ for Groundwater program was utilized to statistically evaluate the data for the Fourth Quarter 2014 sampling event. A brief description of the procedures used in the statistical evaluation is provided on each statistical plot (See **APPENDIX D**).

3.2.1 Sen's Slope/Mann-Kendall

When used in conjunction with one another, the Mann-Kendall test for temporal trend and the Sen's slope estimate are two types of Evaluation Monitoring Statistics useful in determining the significance of an apparent trend and to estimate the magnitude of that trend. Prior to performing prediction interval analysis, the Sen's Slope/Mann-Kendall was performed on all detected constituents from each well to determine whether a statistical trend is present in the data. The results of the Sen's Slope/Mann-Kendall plots associated with the Fourth Quarter 2014 sampling event are presented in **APPENDIX E**.

Significant increasing trends were calculated for the following:

- **MW-1** – 1,1-dichloroethane, benzene, chloroethane, cis-1,2-dichloroethene, tetrachloroethene, trichloroethene, vinyl chloride, nickel, barium, and zinc
- **MW-2** – 1,1-dichloroethane
- **MW-3** – cadmium and zinc
- **MW-4** – zinc
- **MW-5** – zinc
- **MW-6** – zinc
- **MW-7** – nickel
- **NAB-1** – zinc and barium
- **NAB-3** – barium
- **NAB-7** – zinc, lead, barium, and arsenic
- **CAO-1** – benzene
- **MW-509D** – barium, cadmium, chromium, lead and arsenic
- **MW-633D** – 1,1-dichloroethane
- **SPRING A** – 1,1-dichloroethane

Significant decreasing trends were calculated for the following:

- **CAO-1** – 1,1-dichloroethane, chloroethane, cis-1,2-dichloroethene, trichloroethene, cobalt, nickel, and zinc
- **MW-2** – arsenic
- **MW-7** – barium
- **NAB-1** – arsenic

3.2.2 Results of Assessment Monitoring Statistical Analyses

Confidence intervals are the recommended statistical strategy for assessment monitoring. The Groundwater Protection Standards (GWPS) utilized in the statistical evaluation are included in **TABLE 3**.

TABLE 3
Groundwater Protection Standards - Regulation 22.1205 (h)(I)

Compound	MCL**	RBSL***
Total Arsenic	0.01 mg/l	
Total Barium	2 mg/l	
Total Cadmium	0.005 mg/l	
Total Cobalt	--	0.011 mg/l
Total Chromium	0.1 mg/l	--
Total Nickel	--	0.039 mg/l
Total Zinc	--	6 mg/l
Total Selenium	0.05 mg/l	
Tin	--	12mg/l
Silver	--	0.094 mg/l
Thallium	0.002 mg/l	
Vanadium	--	0.086 mg/l
Antimony	0.006 mg/l	
Beryllium	0.004 mg/l	
Copper	1.3 mg/l	
Lead	0.015 mg/l	
Benzene	5 ug/l	
Chloroethane (Ethyl Chloride)	--	21,000 ug/l
Vinyl Chloride	2 ug/l	
1,1-Dichloroethane	--	7.2 ug/l
cis-1,2-Dichloroethene (-ethylene)	70 ug/l	--
Tetrachloroethene (-ethylene)	5 ug/l	
1,4-dichlorobenzene	75 ug/l	
Methyl Chloride	5 ug/l	
Toluene	1,000 ug/l	
Trans 1,2-dichloroethylene	100 ug/l	
Xylene	10,000 ug/l	
Ethyl Benzene	700 ug/l	
Carbon Disulfide	--	810 ug/l
Chlorobenzene	100 ug/l	
Cyanide	200 ug/l	
Mercury	200 ug/l	
Trichloroethene (-ethylene)	5 ug/l	

* When Available the MCL will be used as the Groundwater Protection Standard.

** MCL = Maximum Contaminant Levels (current or proposed)

*** RBSL = Risk-Based Screening Level (EPA Region 6 Human Health Medium Specific Screening Level)
Residential Water (Residential Scenario: Ingestion and Inhalation)

Data evaluation consisted of the establishment of 95% Lower Confidence Limits (LCL), assuming that a minimum of four (4) background samples exist for each parameter and well detected during the Assessment Monitoring Program. If inadequate background data exists, sufficient background data will be collected to provide adequate sample size for statistical analysis. If the 95% LCL of one parameter exceeds action levels defined as Maximum Contaminant Levels (MCLs), if applicable, or a health-based alternate Groundwater Protection Standards (GWPS) as stipulated in Section 22.1205(d)(4), the site will conduct an Assessment of Corrective Measures in coordination with ADEQ.

Since the entire monitoring system is currently in the Assessment Monitoring Program, each detected volatile organic compound and metal parameter at each well or spring was evaluated utilizing the last 11 to 12 sampling events. This number of events was selected based on the interpretation that data population has been generally stable at each monitoring point over this time period. Data prior to these events varied substantially in some cases from the utilized data set. The statistical evaluation was conducted in accordance with recommended procedures found in the Unified Guidance. Confidence Interval statistical analysis was not performed for indicator parameters.

The results of the assessment monitoring statistical evaluations indicated the concentrations of the following parameters at the following wells, statistically exceeded the established Groundwater Protection Standards.

FOURTH QUARTER 2014 GWPS EXCEEDANCES

MONITORING POINT	AMC CONSTITUENT
CAO-1	Arsenic, Cobalt, Vinyl Chloride, 1,1-Dichloroethane
NAB-2	Arsenic
MW-1	1,1-Dichloroethane, Cobalt
MW-509D	Cadmium

The results of the Fourth Quarter 2014 Sampling Event indicate that AMC constituent concentrations statistically exceed the GWPS at sample points CAO-1, NAB-2, MW-1, and MW-509D.

These results are very similar to what was detailed in the Third Quarter 2012 Report. Differences in the results of the two reports can be attributed to the number of data points utilized in the Confidence Interval statistical evaluation. The approach taken in the Fourth Quarter 2014 evaluation was to utilize the most consistent data population by excluding early

non-detect values or early elevated detections that may bias the evaluation by causing false positive or false negative confidence interval results.

The results of the confidence interval evaluation associated with the Fourth Quarter 2014 sampling event are presented in **APPENDIX E**. As discussed above, in accordance with Regulation 12.1205(d)(4), the facility is required to submit an Assessment of Corrective Measures Report for approval by ADEQ.

3.3 LABORATORY ANALYTICAL RESULTS

The analytical laboratory results for the Fourth Quarter 2014 Assessment Monitoring sampling event are summarized in **TABLE 4**. The Table presents a comparison of parameter concentrations from the current sampling event to the applicable Primary Drinking Water Standards-Maximum Contaminant Levels (MCLs) and Secondary Drinking Water Standards (SDWS). The SDWS are set primarily for aesthetic reasons and are generally not considered health-based criteria. Constituents covered by the SDWS are those which may adversely affect the aesthetic qualities of drinking water such as taste, odor, color, and appearance and are not federally enforced.

Primary Drinking Water Standard MCLs were exceeded for arsenic at MW-1, MW-1R, CAO-1, and NE-2 (see **TABLE 4**) during the Fourth Quarter 2014 Assessment Monitoring event.

As shown in **TABLE 5**, Appendix 1 volatile organic compound (VOC) detections above the PQL consisted of the following:

- **MW-1** - 1,1-dichloroethane, cis-1,2-dichloroethene, benzene, trichloroethene, 1,4-dichlorobenzene, and vinyl chloride
- **MW-1R** - 1,1-dichloroethane, cis-1,2-dichloroethene, benzene, trichloroethene, and 1,4-dichlorobenzene
- **MW-633D** - 1,1-dichloroethane
- **CAO-1** - benzene, 1,1-dichloroethane, cis-1,2-dichloroethene, and vinyl chloride

Because VOCs are generally not naturally occurring, detected concentrations above the PQL are considered SSIs.

3.4 QUALITY ASSURANCE/QUALITY CONTROL RESULTS

A QA/QC comparison for the Fourth Quarter 2014 Assessment Monitoring event is presented in **TABLES 4** and **5**. There is little variability in the duplicate groundwater quality analysis for this sampling period. The field, trip and equipment blanks showed no VOC detections during the Fourth Quarter 2014 Assessment Monitoring event.

TABLE 4
INORGANIC GROUNDWATER QUALITY RESULTS

WELL ID	Mn (mg/L)	Ni (mg/L)	Se (mg/L)	Ag (mg/L)	SO ₄ (mg/L)	Tl (mg/L)	V (mg/L)
MW-1	0.82	<0.020	0.0019 J	0.0029 J	26	0.00022 J	<0.020
Dupe (MW-1)	0.89	0.18	0.0015 J	<0.010	0.15	0.0003 J	<0.020
MW-1R	0.7	0.09	0.0005 J	<0.010	22	0.0019 J	<0.020
MW-2	0.007 J	0.011 J	<0.002	0.003 J	15	<0.002	<0.020
MW-3	0.017	0.017 J	<0.002	<0.010	14	0.00024 J	<0.020
MW-4	<0.010	0.010 J	<0.002	0.0045 J	15	<0.002	<0.020
MW-5	<0.010	0.0097 J	<0.002	0.0044 J	7.4	<0.002	<0.020
MW-6	<0.010	0.012 J	<0.002	0.0036 J	8.0	<0.002	<0.020
MW-7	0.0066 J	0.011 J	<0.002	<0.010	8.6	<0.002	<0.020
CAO-1	1.8	0.040	0.001 J	<0.010	6.2	<0.002	<0.020
CAO-2	0.012	0.012 J	<0.002	<0.010	5.5	0.00037 J	<0.020
CAO-3	0.0024 J	0.011 J	<0.002	<0.010	9.2	<0.002	<0.020
NAB-1	0.015	0.018 J	<0.002	<0.010	32	<0.002	<0.020
NAB-2	0.015	0.016 J	<0.002	<0.010	14	<0.002	<0.020
NAB-3	0.017	0.011 J	<0.002	<0.010	15	<0.002	<0.020
NAB-4	0.002 J	0.021	<0.002	0.0031 J	41	0.00057 J	<0.020
NAB-7	0.0055 J	0.016 J	<0.002	<0.010	39	<0.002	<0.020
NAB-8	0.0048 J	0.013 J	<0.002	<0.010	10	<0.002	<0.020
MW-509D	0.019	0.019 J	<0.002	<0.010	15	<0.002	<0.020
MW-633D	0.0034 J	0.016 J	<0.002	<0.010	12	0.00026 J	<0.020
MW-577	0.0042 J	0.011 J	<0.002	<0.010	26	<0.002	<0.020
MW-689D	0.0034 J	0.010 J	<0.002	<0.010	15	<0.002	<0.020
NE-2	0.19	0.047	0.00076 J	<0.010	1800	0.00027 J	0.011 J
NE-3	0.052	0.0064 J	<0.002	<0.010	14	<0.002	<0.020
NE-6	0.012	<0.020	<0.002	<0.010	12	0.00062 J	<0.020
Spring A	0.064	<0.020	<0.002	<0.010	8.2	<0.002	<0.020
Spring B	0.03	0.0056 J	0.001 J	<0.010	31	<0.002	<0.020
TSP-3	0.0071 J	<0.020	<0.002	<0.010	9.7	<0.002	<0.020
TSP-4	0.13	<0.020	<0.002	<0.010	22	<0.002	<0.020
SP-NE-3	0.0021 J	<0.020	<0.002	<0.010	12	<0.002	<0.020
Class I Draw Sp	0.44	0.0055 J	<0.002	<0.010	7.5	<0.002	0.004 J
Class IV Draw Sp	0.024	<0.020	<0.002	<0.010	49	<0.002	<0.020
SP-7	0.96	<0.020	<0.002	<0.010	14	<0.002	<0.020
Landfill Ent Seep	2.8	<0.020	<0.002	<0.010	8.3	<0.002	0.0028 J
Field Blank	<0.010	<0.020	<0.002	<0.010	n/a	<0.002	<0.020
LEACHATE	1	0.058	0.012	<0.010	2.4	<0.002	0.008 J
EPA Standards	0.05**	---	0.05*	0.1**	250**	0.002*	---

*Primary Drinking Water Standard-Maximum Contaminant Level (MCL) **Secondary Drinking Water Standard (SDWS)

"J" Value= estimated concentration above the MDL but below the PQL

Values in **bold** exceed applicable EPA Standards.

TABLE 4 (CONT'D)
INORGANIC GROUNDWATER QUALITY RESULTS

WELL ID	Sb (mg/L)	As (mg/L)	Ba (mg/L)	Be (mg/L)	Cd (mg/L)	Cl (mg/L)	Cr (mg/L)	Co (mg/L)
MW-1	0.00065 J	0.042	0.18	0.00015 J	<0.001	120	0.002 J	0.068
Dupe (MW-1)	0.0019 J	0.055	0.19	0.00019 J	0.00026 J	120	0.0022 J	0.11
MW-1R	0.00063 J	0.025	0.17	0.00016 J	0.00097 J	89	0.0034 J	0.12
MW-2	<0.002	0.0056	0.032	<0.002	<0.001	3.7	0.0017 J	<0.010
MW-3	<0.002	0.00031 J	0.055	<0.002	0.0035	7.7	<0.010	<0.010
MW-4	<0.002	0.0005 J	0.035	<0.002	0.00097 J	6.8	0.0017 J	<0.010
MW-5	<0.002	0.00042 J	0.033	<0.002	<0.001	5.6	<0.010	<0.010
MW-6	<0.002	0.00051 J	0.046	<0.002	0.00046 J	15	<0.010	<0.010
MW-7	<0.002	0.0028 J	0.038	<0.002	<0.001	2.0	<0.010	<0.010
CAO-1	<0.002	0.037	0.280	0.00019 J	<0.001	70	0.0016 J	0.020
CAO-2	<0.002	0.0039	0.11	<0.002	<0.001	24	<0.010	<0.010
CAO-3	<0.002	0.00034 J	0.044	<0.002	0.00069 J	11	<0.010	<0.010
NAB-1	<0.002	0.0062	0.031	<0.002	<0.001	3.6	<0.010	<0.010
NAB-2	<0.002	0.0041	0.034	<0.002	<0.001	4.1	0.0029 J	<0.010
NAB-3	<0.002	0.00066 J	0.046	<0.002	0.00044 J	5.6	<0.010	<0.010
NAB-4	<0.002	0.0072	0.029	<0.002	0.00096 J	4.2	<0.010	<0.010
NAB-7	<0.002	0.0025	0.025	<0.002	<0.001	5.7	<0.010	<0.010
NAB-8	<0.002	0.0016 J	0.034	<0.002	0.00016 J	2.0	0.0041 J	<0.010
MW-509D	<0.002	0.0011 J	0.032	0.00017 J	0.0058	5.9	0.006 J	<0.010
MW-633D	0.0006 J	0.00095 J	0.038	0.00017 J	0.0012	7.5	0.0058 J	<0.010
MW-577	0.00053 J	0.0014 J	0.023	0.00015 J	0.00023 J	2.4	<0.010	<0.010
MW-689D	0.00052 J	0.0011 J	0.029	0.00019 J	0.00025 J	2.3	<0.010	<0.010
NE-2	0.0035	0.022	0.072	0.0004 J	0.00063 J	45	0.016	0.0047 J
NE-3	0.00073 J	0.0028	0.17	0.0002 J	0.00026 J	5.7	0.0032 J	<0.010
NE-6	0.00067 J	0.0013 J	0.034	0.00014 J	0.00029 J	2.2	<0.010	<0.010
Spring A	0.00069J	0.0014 J	0.051	0.00021 J	0.00038 J	1.8	<0.010	<0.010
Spring B	0.00063 J	0.0012 J	0.11	0.00016 J	0.00051 J	96	<0.010	<0.010
TSP-3	0.00057 J	0.00077 J	0.076	0.00016 J	0.00027 J	5.8	<0.010	<0.010
TSP-4	0.00064 J	0.0012 J	0.064	0.00023 J	0.00094 J	5.5	<0.010	<0.010
SP-NE-3	0.0006 J	0.00098 J	0.032	0.00018 J	0.00028 J	14	<0.010	<0.010
Class I Draw Sp	0.00062 J	0.0044	0.076	0.00025 J	0.00031 J	46	0.0016 J	<0.010
Class IV Draw Sp	0.00054 J	0.001 J	0.05	0.00016 J	0.00047 J	13	<0.010	<0.010
SP-7	0.00057 J	0.0042	0.071	0.00016 J	0.00019 J	22	<0.010	<0.010
Landfill Ent Seep	0.00057 J	0.0041	0.11	0.0002 J	0.00027 J	15	0.0015 J	0.0095 J
Field Blank	0.00062 J	0.00046 J	<0.005	0.00017 J	0.00019 J	n/a	<0.010	<0.010
LEACHATE	0.00095 J	0.025	2.8	0.00021 J	0.00039 J	730	0.0055 J	0.0047 J
EPA Standards	0.006*	0.01*	2*	0.004*	0.005*	250**	0.1*	---

*Primary Drinking Water Standard-Maximum Contaminant Level (MCL)

**Secondary Drinking Water Standard (SDWS)

"J" Value= estimated concentration above the MDL but below the PQL

Values in **bold** exceed applicable EPA Standards.

TABLE 4 (CONT'D)
INORGANIC GROUNDWATER QUALITY RESULTS

WELL ID	Cu (mg/L)	Fe (mg/L)	Pb (mg/L)	Zn (mg/L)	TDS (mg/L)	Sn (mg/L)	TOC (mg/L)	pH (SU)
MW-1	0.0006 J	5	0.00032 J	0.23	1000	<0.002	9.1	6.76
Dupe (MW-1)	0.00096 J	3.7	0.00034 J	0.12	970	0.00053 J	9.6	NA
MW-1R	0.0017 J	7.5	0.0024	1.6	870	0.00043 J	6.6	6.64
MW-2	<0.005	0.065 J	0.0038 J	0.0048 J	340	<0.002	<1	8.10
MW-3	<0.005	0.018 J	<0.002	0.11	510	<0.002	0.25 J	6.99
MW-4	<0.005	0.035 J	<0.002	0.087	360	<0.002	<1	7.52
MW-5	<0.005	0.027 J	<0.002	0.027	390	<0.002	0.14 J	7.52
MW-6	<0.005	0.025 J	<0.002	0.040	420	<0.002	0.69 J	7.46
MW-7	<0.005	0.017 J	<0.002	0.0038 J	310	<0.002	0.47 J	7.49
CAO-1	<0.005	29	0.00041 J	0.013 J	560	0.00035 J	7.3	6.43
CAO-2	<0.005	0.092 J	0.00051 J	0.011 J	500	<0.002	0.97 J	7.03
CAO-3	<0.005	0.078 J	0.00045 J	0.024 J	330	<0.002	0.74	7.44
NAB-1	<0.005	0.038 J	0.0003 J	0.17	380	<0.002	0.14 J	7.43
NAB-2	<0.005	0.11	0.00069 J	0.042	400	<0.002	<1	7.06
NAB-3	<0.005	0.14	0.00055 J	0.10	420	<0.002	0.92 J	6.94
NAB-4	<0.005	0.026 J	0.0004 J	0.62	450	<0.002	0.37 J	6.83
NAB-7	<0.005	0.098 J	0.0021	0.052	350	<0.002	1.3	7.50
NAB-8	<0.005	0.077 J	0.00099 J	0.0061 J	320	<0.002	1.5	7.76
MW-509D	0.00099 J	0.5	0.0032	0.41	430	<0.002	<1	7.19
MW-633D	<0.005	0.1 J	0.0004 J	0.22 J	450	0.0005 J	0.3 J	7.33
MW-577	0.0011 J	0.11	0.00044 J	0.0032 J	420	0.00045 J	<1	7.05
MW-689D	<0.005	0.17	0.0013 J	0.0042 J	390	0.00038 J	<1	6.91
NE-2	0.0088	7.4	0.014	0.029	2700	0.0014 J	70	7.38
NE-3	0.00066 J	0.49	0.0009 J	0.041	340	0.00047 J	0.49 J	7.49
NE-6	<0.005	0.06 J	0.00029 J	0.35	360	0.00042 J	0.16 J	7.60
Spring A	0.0011 J	0.67	0.0014 J	0.024 J	250	0.00036 J	2.5	8.00
Spring B	0.0015 J	0.049 J	0.00036 J	0.022 J	630	0.00041 J	5.2	4.30
TSP-3	0.00088 J	0.052 J	0.00045 J	0.0091 J	360	0.00039 J		7.90
TSP-4	0.0016 J	1.1	0.012	0.044	340	0.00034 J	5	8.20
SP-NE-3	0.00057 J	0.58	0.0013 J	0.017 J	260	0.00039 J	1.9	8.70
Class I Draw Sp	0.0028 J	8	0.0059	0.019 J	240	0.00049 J	5.2	6.20
Class IV Draw Sp	<0.005	0.14	0.00058 J	0.019 J	360	0.00035 J	4	4.90
SP-7	0.00066 J	2.4	0.00042 J	0.005 J	270	0.00037 J	2.5	5.40
Landfill Ent Seep	0.0015 J	6	0.0044	0.018 J	320	0.00054 J	3.5	7.20
Field Blank	<0.005	<0.1	<0.002	<0.025	6	0.00036 J	<1	NA
LEACHATE	0.0049 J	49	0.0006 J	0.15	1700	0.0066	69	7.47
EPA Standards	1.3*	0.3**	0.015*	5**	500**	---	---	6.5-8.5**

*Primary Drinking Water Standard-Maximum Contaminant Level (MCL)

**Secondary Drinking Water Standard (SDWS)

"J" Value= estimated concentration above the MDL but below the PQL

Values in **bold** exceed applicable EPA Standards.

TABLE 5
VOLATILE ORGANIC GROUNDWATER QUALITY RESULTS

WELL ID	Benzene (ug/L)	ClEthane (ug/L)	Ethylbenz (ug/L)	MEK (ug/L)	1,1-DCE (ug/L)	cisDCEE (ug/L)	Clbenzene (ug/L)	1,4-DCB (ug/L)
MW-1	1.2	1.4 J	<1	<15	14	7	0.95 J	1.7
Dupe (MW-1)	1.1	1.8 J	<1	<1	13	6.1	0.87 J	1.5
MW-1R	1.3	2.2 J	<1	<15	15	9.3	0.91 J	1.6
MW-2	<1	<5	<1	<15	<1	<1	<1	<1
MW-3	<1	<5	<1	<15	<1	<1	<1	<1
MW-4	<1	<5	<1	<15	<1	<1	<1	<1
MW-5	<1	<5	<1	<15	<1	<1	<1	<1
MW-6	<1	<5	<1	<15	<1	<1	<1	<1
MW-7	<1	<5	<1	<15	<1	<1	<1	<1
CAO-1	1.8	1.3 J	<1	<15	3.1	1.1	0.44 J	0.60 J
CAO-2	<1	<5	<1	<15	<1	<1	<1	<1
CAO-3	<1	<5	<1	<15	<1	<1	<1	<1
NAB-1	<1	<5	<1	<15	<1	<1	<1	<1
NAB-2	<1	<5	<1	<15	<1	<1	<1	<1
NAB-3	<1	<5	<1	<15	<1	<1	<1	<1
NAB-4	<1	<5	<1	<15	<1	<1	<1	<1
NAB-7	<1	<5	<1	<15	<1	<1	<1	<1
NAB-8	<1	<5	<1	<15	<1	<1	<1	<1
MW-509D	<1	<5	<1	<15	<1	<1	<1	<1
MW-577	<1	<5	<1	<15	<1	<1	<1	<1
MW-633D	<1	<5	<1	<15	1.8	0.44 J	<1	<1
MW-689D	<1	<5	<1	<15	<1	<1	<1	<1
NE-2	<1	<5	<1	<15	<1	<1	<1	<1
NE-3	<1	<5	<1	<15	<1	<1	<1	<1
NE-6	<1	<5	<1	<15	<1	<1	<1	<1
Spring A	<1	<5	<1	<15	<1	<1	<1	<1
Spring B	<1	<5	<1	<15	0.36 J	<1	<1	<1
TSP-3	<1	<5	<1	<15	<1	<1	<1	<1
TSP-4	<1	<5	<1	<15	<1	<1	<1	<1
SP-NE-3	<1	<5	<1	<15	<1	<1	<1	<1
Class I Draw Sp	<1	<5	<1	<15	<1	<1	<1	<1
Class IV Draw Sp	<1	<5	<1	<15	<1	<1	<1	<1
SP-7	<1	<5	<1	<15	<1	<1	<1	<1
Landfill Ent Seep	<1	2.1 J	<1	<15	0.6 J	0.39 J	<1	<1
Field Blank	<1	<5	<1	<15	<1	<1	<1	<1
Trip Blank	<1	<5	<1	<15	<1	<1	<1	<1
Equipment Blank	<1	<5	<1	<15	<1	<1	<1	<1
LEACHATE	<1	<5	<1	<15	0.32 J	<1	<1	1.2
EPA Standards	5	---	700	---	---	70	75	75

EPA standards depicted above are Primary Drinking Water Standard MCLs.

"J" Value= estimated concentration above the MDL but below the PQL

Values in **bold** exceed applicable EPA Standards.

TABLE 5 (CONT'D)
VOLATILE ORGANIC GROUNDWATER QUALITY RESULTS

WELL ID	4Me2Pone (ug/L)	TCE (ug/L)	VC (ug/L)	Xylenes (ug/L)	Toluene (ug/L)	Acetone (ug/L)	2- Hexanone (ug/L)	TetChlEthyl (ug/L)
MW-1	<5	1.2	3.2	<3	<5	<50	<5	<1
Dupe (MW-1)	<5	1.0	3.8	<3	<5	<50	<5	<1
MW-1R	<5	1.4	3.3 J	<3	<5	<50	<5	0.68 J
MW-2	<5	<1	<1	<3	<5	<50	<5	<1
MW-3	<5	<1	<1	<3	<5	<50	<5	<1
MW-4	<5	<1	<1	<3	<5	<50	<5	<1
MW-5	<5	<1	<1	<3	<5	<50	<5	<1
MW-6	<5	<1	<1	<3	<5	<50	<5	<1
MW-7	<5	<1	<1	<3	<5	<50	<5	<1
CAO-1	<5	<1	2.2	<3	<5	<50	<5	<1
CAO-2	<5	<1	<1	<3	<5	<50	<5	<1
CAO-3	<5	<1	<1	<3	<5	<50	<5	<1
NAB-1	<5	<1	<1	<3	<5	<50	<5	<1
NAB-2	<5	<1	<1	<3	<5	<50	<5	<1
NAB-3	<5	<1	<1	<3	<5	<50	<5	<1
NAB-4	<5	<1	<1	<3	<5	<50	<5	<1
NAB-7	<5	<1	<1	<3	<5	<50	<5	<1
NAB-8	<5	<1	<1	<3	<5	<50	<5	<1
MW-509D	<5	<1	<1	<3	<5	<50	<5	<1
MW-577	<5	<1	<1	<3	<5	<50	<5	<1
MW-633D	<5	<1	<1	<3	<5	<50	<5	<1
MW-689D	<5	<1	<1	<3	<5	<50	<5	<1
NE-2	<5	<1	<1	<3	<5	<50	<5	<1
NE-3	<5	<1	<1	<3	<5	<50	<5	<1
NE-6	<5	<1	<1	<3	<5	<50	<5	<1
Spring A	<5	<1	<1	<3	<5	<50	<5	<1
Spring B	<5	<1	<1	<3	<5	<50	<5	<1
TSP-3	<5	<1	<1	<3	<5	<50	<5	<1
TSP-4	<5	<1	<1	<3	<5	<50	<5	<1
SP-NE-3	<5	<1	<1	<3	<5	<50	<5	<1
Class I Draw Sp	<5	<1	<1	<3	<5	<50	<5	<1
Class IV Draw Sp	<5	<1	<1	<3	<5	<50	<5	<1
SP-7	<5	<1	<1	<3	<5	<50	<5	<1
Landfill Ent Seep	<5	<1	<1	<3	<5	<50	<5	<1
Field Blank	<5	<1	<1	<3	<5	<50	<5	<1
Trip Blank	<5	<1	<1	<3	<5	<50	<5	<1
Equipment Blank	<5	<1	<1	<3	<5	<50	<5	<1
LEACHATE	<5	<1	<1	1.5 J	<5	<50	<5	<1
EPA Standards	---	5	2	10,000	100	---	---	5

EPA standards depicted above are Primary Drinking Water Standard MCLs.

J" Value= estimated concentration above the MDL but below the PQL

Values in **bold** exceed applicable EPA Standards.

4.0 CONCLUSION

Based on the results of the Fourth Quarter 2014 Assessment Monitoring and analytical testing, CRC reached the following conclusions:

Groundwater Flow:

- ◆ **FIGURE 2** represents a potentiometric surface map constructed from water levels measured during the Fourth Quarter 2014 Assessment Monitoring event. As indicated, groundwater within the uppermost aquifer was found to flow in a west-northwesterly direction in the Area 1-2 portion of the site. This flow relationship is consistent with the flow direction indicated by historical water level measurements. The groundwater flow direction in the Area 1-3 portion of the site is to the east. The average linear velocity in Area 1-2 is estimated at 5.44×10^{-4} cm/sec. The average linear velocity in Area 1-3 is estimated at 1.4×10^{-3} cm/sec.

Analytical Results:

- A QA/QC comparison for the Fourth Quarter 2014 Assessment Monitoring event is presented in **TABLES 4 and 5**. There is little variability in the duplicate groundwater quality analysis for this sampling period. The field, trip and equipment blanks showed no VOC detections during the Fourth Quarter 2014 Assessment Monitoring event.
- Primary Drinking Water Standard MCLs were exceeded for arsenic at MW-1, MW-1R, CAO-1, and NE-2 (see **TABLE 4**) during the Fourth Quarter 2014 Assessment Monitoring event.
- As shown in **TABLE 5**, Appendix 1 volatile organic compound (VOC) detections above the PQL consisted of the following:
 - **MW-1** - 1,1-dichloroethane, cis-1,2-dichloroethene, benzene, trichloroethene, 1,4-dichlorobenzene, and vinyl chloride
 - **MW-1R** - 1,1-dichloroethane, cis-1,2-dichloroethene, benzene, trichloroethene, and 1,4-dichlorobenzene
 - **MW-633D** - 1,1-dichloroethane
 - **CAO-1** - benzene, 1,1-dichloroethane, cis-1,2-dichloroethene, and vinyl chloride
- Monitoring well MW-1R was added to the required Assessment Monitoring Program by letter from ADEQ dated February 1, 2012 (document #61694). This letter provided for the decommissioning of MW-1 after two sampling events and a direct comparison of analytical results. The Fourth Quarter 2014 sampling event was the

second event to occur at MW-1R. Statistical evaluation of data from MW-1R will be conducted when at least four sampling events have been collected.

Statistical Evaluation:

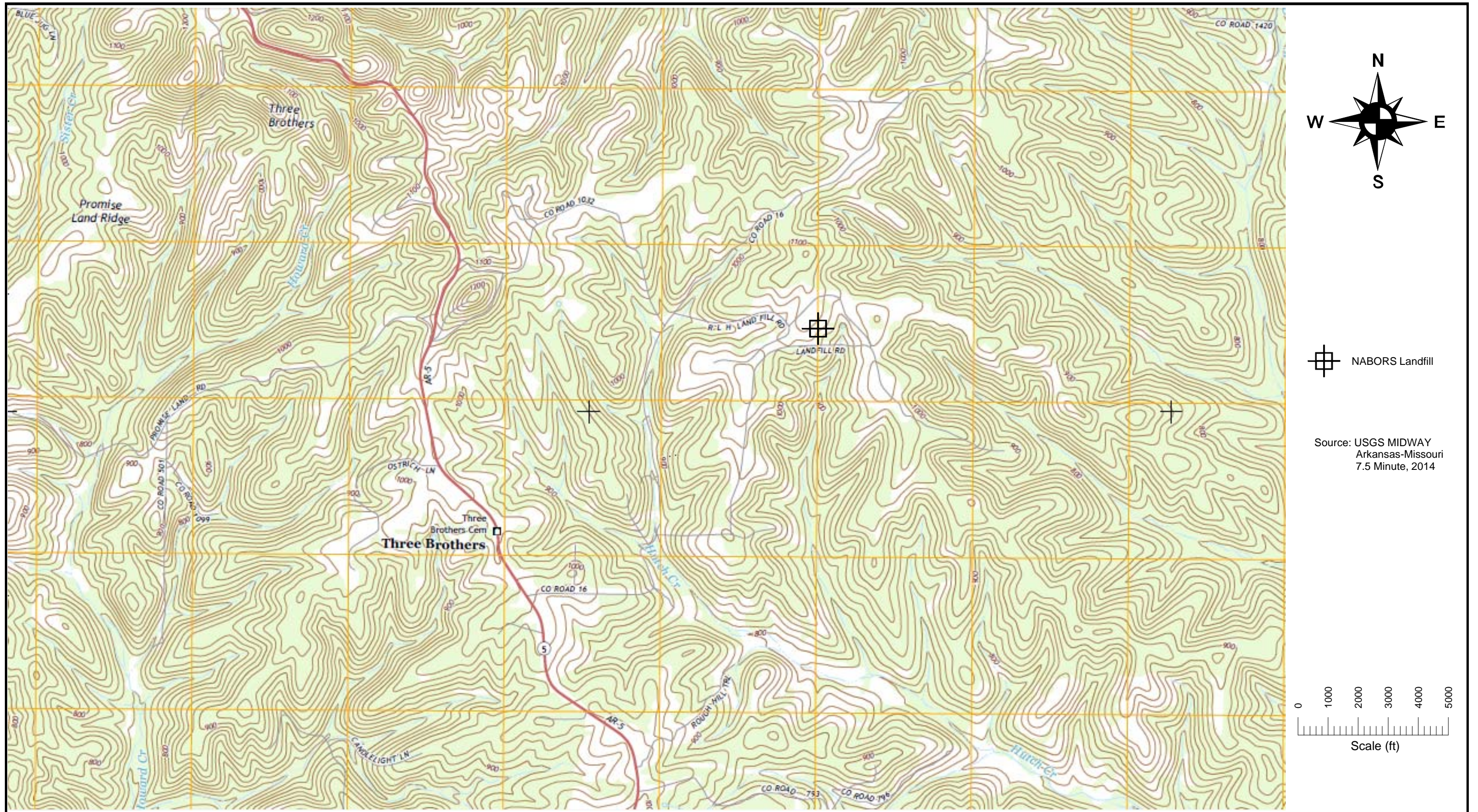
- The results of the assessment monitoring statistical evaluations indicated the concentrations of the following parameters at the following wells, statistically exceeded the established groundwater protection standards (**TABLE 3**).

MONITORING POINT	AMC CONSTITUENT
CAO-1	Arsenic, Cobalt, Vinyl Chloride, 1,1-Dichloroethane
NAB-2	Arsenic
MW-1	1,1-Dichloroethane, Cobalt
MW-509D	Cadmium

- The results of the Fourth Quarter 2014 Sampling Event indicate that AMC constituent concentrations statistically exceed the GWPS at sample points CAO-1, NAB-2, MW-1, and MW-509D.*
- These results are very similar to what was detailed in the Third Quarter 2012 Report. Differences in the results of the two reports can be attributed to the number of data points utilized in the Confidence Interval statistical evaluation. The approach taken in the Fourth Quarter 2014 evaluation was to utilize the most consistent data population by excluding early non-detect values or early elevated detections that may bias the evaluation by causing false positive or false negative confidence interval results.*
- In accordance with Regulation 12.1205(d)(4), the facility is required to submit an Assessment of Corrective Measures Report for approval by ADEQ.*
- The next quarterly sampling event is scheduled for March 2015.*

APPENDIX A

FIGURES



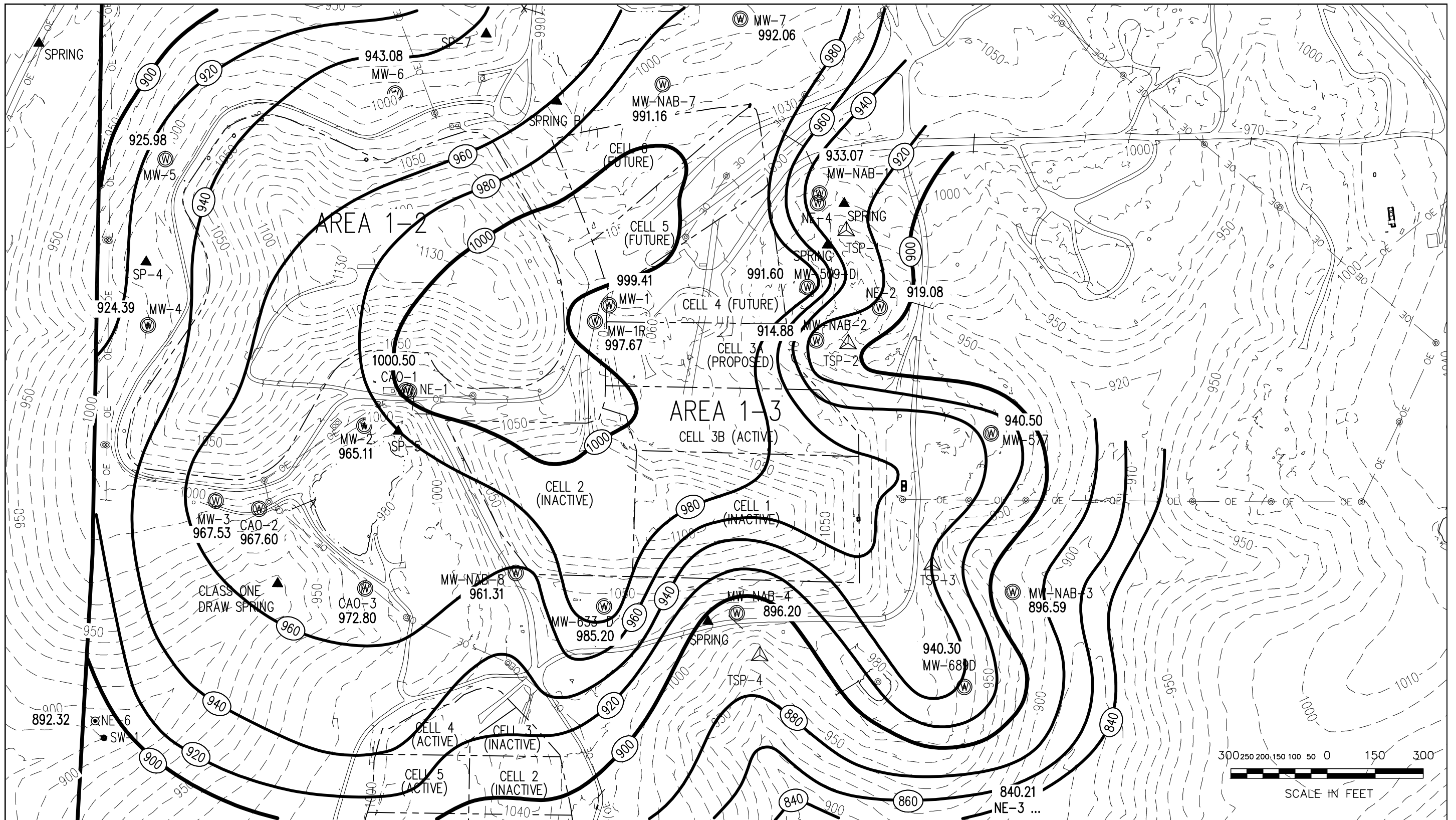


FIGURE 2
 POTENTIOMETRIC MAP – 4TH QUARTER 2014
N A B O R S LANDFILL FACILITY
 BAXTER COUNTY ARKANSAS

REVISED: 1/16/15		
JOB NO: 7-4005-1701		
ACAD NO: 001		
DWN.	JKP	1/15
SCALE: 1" = 300'		
DATE: JANUARY 2015		

APPENDIX B

GROUNDWATER SAMPLING RECORDS

Field Groundwater Sampling Record

Facility NABORS **Date** 12/17/14 **Well No.** MW-2
Sampling Personnel Darren Motley; Dan McCullough
Casing Diameter 2.0" **Condition of well** o.k. **Locked?** Yes
Well Depth 49.10 **DTW (from TOC)** 36.10 ft **Volume H2O in well** 2.0 gal
Other Information
 Grundfos-pump; 40⁰F. Start purging @ 1214.

Date	Time	Volume (gallons)	pH (SU)	Temp (°C)	D.O. (mg/L)	ORP (mV)	S.C (µSm)	Turbidity (NTU)
12/17/14	1221	2.0	8.84	16.6	4.10	126.8	484	58.0
12/17/14	1225	4.0	8.50	17.5	1.55	113.9	608	5.39
12/17/14	1230	6.0	8.10	17.6	1.39	117.8	625	2.14

Sampling Date & Time 12/17/14 @ 1230

Notes

Field Groundwater Sampling Record

Facility NABORS **Date** 12/16/14 **Well No.** MW-4
Sampling Personnel Darren Motley; Dan McCullough
Casing Diameter 2.0" **Condition of well** o.k. **Locked?** Yes
Well Depth 100.60 ft **DTW (from TOC)** 87.72 ft **Volume H2O in well** 2.0 gal

Other Information

Grundfos-pump; 20 mph wind. Cloudy 35°F Start purging @ 1020

Date	Time	Volume (gallons)	pH (SU)	Temp (°C)	D.O. (mg/L)	ORP (mV)	S.C (µSm)	Turbidity (NTU)
12/16/14	1028	2.0	7.55	15.9	3.40	142.2	654	16.8
12/16/14	1031	4.0	7.56	16.6	3.23	139.4	647	28.2
12/16/14	1034	6.0	7.59	17.1	3.23	136.6	643	26.3
12/16/14	1038	8.0	7.55	17.4	3.17	136.7	649	11.9
12/16/14	1043	10.0	7.52	17.6	3.27	136.1	650	7.10

Sampling Date & Time 12/16/2014 @ 1043

Notes

Field Groundwater Sampling Record

Facility NABORS **Date** 12/16/2014 **Well No.** MW-5
Sampling Personnel Darren Motley; Dan McCullough
Casing Diameter 2.0" **Condition of well** o.k. **Locked?** Yes
Well Depth 89.75 ft **DTW (from TOC)** 78.40 ft **Volume H2O in well** 1.8 gal
Other Information
 Grundfos-pump; 20 mph wind. Cloudy 39°F Start purging @ 1120

Date	Time	Volume (gallons)	pH (SU)	Temp (°C)	D.O. (mg/L)	ORP (mV)	S.C (µSm)	Turbidity (NTU)
12/16/14	1127	2.0	7.59	15.4	3.57	163.7	709	15.8
12/16/14	1132	4.0	7.53	16.3	2.91	158.6	718	5.17
12/16/17	1136	6.0	7.52	16.6	2.80	154.1	720	2.83

Sampling Date & Time 12/16/2014 @ 1136

Notes

Field Groundwater Sampling Record

Facility NABORS **Date** 12/16/2014 **Well No.** MW-6
Sampling Personnel Darren Motley; Dan McCullough
Casing Diameter 2.0" **Condition of well** o.k. **Locked?** Yes
Well Depth 68.90 ft **DTW (from TOC)** 57.30 ft **Volume H2O in well** 1.8 gal

Other Information

Grundfos-pump; 20 mph wind. Cloudy 40°F Start purging @ 1210

Date	Time	Volume (gallons)	pH (SU)	Temp (°C)	D.O. (mg/L)	ORP (mV)	S.C (µSm)	Turbidity (NTU)
12/16/14	1218	2.0	7.63	15.2	0.75	167.9	738	19.8
12/16/14	1223	4.0	7.54	15.7	0.37	161.1	739	4.60
12/16/14	1228	6.0	7.46	15.8	0.31	157.4	740	2.26

Sampling Date & Time 12/16/2014 @ 1228

Notes

Field Groundwater Sampling Record

Facility NABORS **Date** 12/16/14 **Well No.** MW-7
Sampling Personnel Darren Motley; Dan McCullough
Casing Diameter 2.0" **Condition of well** o.k. **Locked?** Yes
Well Depth 23.0 ft **DTW (from TOC)** 7.60 ft **Volume H2O in well** 2.5 gal
Other Information
 Grundfos-pump; 15 mph wind. Cloudy 39°F Start purging @ 1435

Date	Time	Volume (gallons)	pH (SU)	Temp (°C)	D.O. (mg/L)	ORP (mV)	S.C (µSm)	Turbidity (NTU)
12/16/14	1444	2.5	6.99	14.9	2.37	131.6	579	4.57
12/16/14	1448	5.0	7.70	14.9	3.13	124.7	586	1.74
12/16/14	1452	7.50	7.49	15.0	2.06	123.0	588	1.09

Sampling Date & Time 12/16/2014 @ 1452

Notes

Field Groundwater Sampling Record

Facility NABORS **Date** 12/16/14 **Well No.** CAO-1
Sampling Personnel Darren Motley; Dan McCullough
Casing Diameter 2.0" **Condition of well** o.k. **Locked?** Yes
Well Depth 37.0 ft **DTW (from TOC)** 25.90 ft **Volume H2O in well** 1.8 gal

Other Information

Grundfos-pump; 20 mph wind. Cloudy 40°F Start purging @ 1315

Date	Time	Volume (gallons)	pH (SU)	Temp (°C)	D.O. (mg/L)	ORP (mV)	S.C (µSm)	Turbidity (NTU)
12/16/14	1324	2.0	6.64	16.3	0.69	193.4	928	102
12/16/14	1329	4.0	6.55	16.9	0.46	182.1	894	41.3
12/16/14	1335	6.0	6.46	18.1	0.33	172.7	903	44.0
12/16/14	1340	8.0	6.42	18.2	0.29	166.9	931	17.4
12/16/14	1345	10.0	6.47	18.1	0.24	155.8	1029	13.0
12/16/14	1349	11.0	6.43	18.1	0.49	154.4	1080	8.05

Sampling Date & Time 12/16/2014 @ 1349

Notes

Field Groundwater Sampling Record

Facility NABORS **Date** 12/16/14 **Well No.** CAO-3
Sampling Personnel Darren Motley; Dan McCullough
Casing Diameter 2.0" **Condition of well** o.k. **Locked?** Yes
Well Depth 23.0 ft **DTW (from TOC)** 11.40 ft **Volume H2O in well** 2.3 gal
Other Information
 Grundfos-pump; 25 mph wind. Cloudy 33°F Start purging @ 0748

Date	Time	Volume (gallons)	pH (SU)	Temp (°C)	D.O. (mg/L)	ORP (mV)	S.C (µSm)	Turbidity (NTU)
12/16/14	0751	2.0	7.68	15.0	2.80	156.7	592	86.3
12/16/14	0753	4.0	7.52	15.2	1.81	157.1	592	19.2
12/16/14	0755	6.0	7.44	15.3	1.33	157.0	597	8.40

Sampling Date & Time 12/16/14 @ 0755
Notes

Field Groundwater Sampling Record

Facility NABORS **Date** 12/17/14 **Well No.** NAB-2
Sampling Personnel Darren Motley; Dan McCullough
Casing Diameter 2.0" **Condition of well** o.k. **Locked?** NO
Well Depth 93.0 ft **DTW (from TOC)** 79.10 ft **Volume H2O in well** 2.2 gal
Other Information
 Grundfos-pump. Cloudy 36°F Start purging @ 1345

Date	Time	Volume (gallons)	pH (SU)	Temp (°C)	D.O. (mg/L)	ORP (mV)	S.C (µSm)	Turbidity (NTU)
12/17/14	1350	2.5	8.25	15.0	0.77	106.1	659	654
12/17/14	1356	5.0	7.62	16.8	0.86	113.7	698	56.1
12/17/14	1402	7.5	7.26	17.0	0.42	114.3	714	18.1
12/17/14	1408	10.0	7.14	17.5	0.41	114.0	729	38.6
12/17/14	1412	11.0	7.06	18.4	0.46	111.0	740	10.9

Sampling Date & Time 12/17/2014 @ 1412

Notes

Field Groundwater Sampling Record

Facility NABORS **Date** 12/17/14 **Well No.** NAB-3
Sampling Personnel Darren Motley; Dan McCullough
Casing Diameter 2.0" **Condition of well** o.k. **Locked?** Yes
Well Depth 47.0 ft **DTW (from TOC)** 24.90 ft **Volume H2O in well** 3.6 gal
Other Information
 Grundfos-pump; 5 mph wind. Sunny 45°F Start purging @ 0900

Date	Time	Volume (gallons)	pH (SU)	Temp (°C)	D.O. (mg/L)	ORP (mV)	S.C (µSm)	Turbidity (NTU)
12/17/14	0905	4.0	7.19	15.9	1.27	164.1	770	274
12/17/14	0915	5.0	6.97	16.4	1.27	157.2	745	93.8
12/17/14	0922	12.0	6.90	15.9	1.20	154.9	738	40.2
12/17/14	0929	16.0	6.93	16.2	1.30	152.3	727	128
12/17/14	0938	20.0	6.94	16.4	3.38	149.3	738	14.6
12/17/14	0943	22.0	6.94	16.6	3.33	148.2	738	7.87

Sampling Date & Time 12/17/14 @ 0943

Notes

Field Groundwater Sampling Record

Facility NABORS **Date** 12/17/14 **Well No.** MW-509D
Sampling Personnel Darren Motley; Dan McCullough
Casing Diameter 2.0" **Condition of well** o.k. **Locked?** Yes
Well Depth 39.65 ft **DTW (from TOC)** 22.6 ft **Volume H2O in well** 2.7 gal

Other Information

Grundfos-pump; 5 mph wind. Sleeting 35°F Start purging @ 1434

Date	Time	Volume (gallons)	pH (SU)	Temp (°C)	D.O. (mg/L)	ORP (mV)	S.C (µSm)	Turbidity (NTU)
12/17/14	1442	3.0	7.36	16.4	4.05	130.8	644	426
12/17/14	1446	6.0	7.15	16.3	4.09	132.6	615	778
12/17/14	1452	9.0	7.03	16.4	4.29	130.9	611	477
12/17/14	1521	12.0	7.12	16.4	4.53	133.8	601	449
12/17/14	1629	15.0	7.19	15.8	4.30	136.8	611	65.61

Sampling Date & Time 12/17/2014 @ 1629

Notes

Field Groundwater Sampling Record

Facility NABORS **Date** 12/16-17/14 **Well No.** SPRINGS
Sampling Personnel Mark Witherspoon
Casing Diameter NA **Condition of well** NA **Locked?** NA
Well Depth NA **DTW (from TOC)** NA **Volume H2O in well** NA
Other Information

SPRING	Date	Time	pH (SU)	Temp (°C)	S.C (µSm)	Turbidity (NTU)
SP-NE-3	12/17/14	0745	8.70	NA	51.5	62.4
TSP-4	12/17/14	0900	8.20	NA	44.5	71.1
TSP-3	12/17/14	0930	7.90	NA	70.0	4.53
TSP-2	DID	NOT	SAMPLE			
TSP-1	DID	NOT	SAMPLE			
Class I Draw SP	12/16/14	0850	6.20	NA	45.7	55.1
SP-5	DID	NOT	SAMPLE			
Class IV Draw SP	12/16/14	1015	4.90	NA	64.3	3.69
SP-4	DID	NOT	SAMPLE			
SP-7	12/16/14	1255	5.40	NA	55.0	11.6
Spring B	12/16/14	1325	4.30	NA	114.7	12.5
Landfill Entrance Seep	12/16/14	1545	7.20	NA	70.5	279
Spring A	12/16/14	1430	8.00	NA	45.0	74.9

Notes

APPENDIX C

LABORATORY ANALYTICAL RESULTS



12065 Lebanon Rd.
Mt. Juliet, TN 37122
(615) 758-5858
1-800-767-5859
Fax (615) 758-5859

Tax I.D. 62-0814289

Est. 1970

Stacie Whitmer
Chimney Rock Consulting
7529 Counts Massie Road
North Little Rock, AR 72113

Report Summary

Wednesday December 31, 2014

Report Number: L740006

Samples Received: 12/19/14

Client Project:

Description: Nabors Landfill

The analytical results in this report are based upon information supplied by you, the client, and are for your exclusive use. If you have any questions regarding this data package, please do not hesitate to call.

Entire Report Reviewed By:

Mark W. Beasley , ESC Representative

Laboratory Certification Numbers

A2LA - 1461-01, AIHA - 100789, AL - 40660, CA - 01157CA, CT - PH-0197,
FL - E87487, GA - 923, IN - C-TN-01, KY - 90010, KYUST - 0016,
NC - ENV375/DW21704/BIO041, ND - R-140, NJ - TN002, NJ NELAP - TN002,
SC - 84004, TN - 2006, VA - 460132, WV - 233, AZ - 0612,
MN - 047-999-395, NY - 11742, WI - 998093910, NV - TN000032011-1,
TX - T104704245-11-3, OK - 9915, PA - 68-02979, IA Lab #364, EPA - TN002

Accreditation is only applicable to the test methods specified on each scope of accreditation held by ESC Lab Sciences.

This report may not be reproduced, except in full, without written approval from ESC Lab Sciences. Where applicable, sampling conducted by ESC is performed per guidance provided in laboratory standard operating procedures: 060302, 060303, and 060304.



12065 Lebanon Rd.
 Mt. Juliet, TN 37122
 (615) 758-5858
 1-800-767-5859
 Fax (615) 758-5859

Tax I.D. 62-0814289

Est. 1970

REPORT OF ANALYSIS

Stacie Whitmer
 Chimney Rock Consulting
 7529 Counts Massie Road
 North Little Rock, AR 72113

December 31, 2014

Date Received : December 19, 2014
 Description : Nabors Landfill

ESC Sample # : L740006-01

Sample ID : MW-1

Site ID :

Collected By : Darren Motley
 Collection Date : 12/16/14 15:32

Project # :

Parameter	Result	MDL	RDL	Units	Qualifier	Method	Date	Dil.
Cyanide	U	1.8	5.0	ug/l		9012B	12/26/14	1
Sulfide	U	6.5	50.	ug/l		4500S2	12/20/14	1
TOC (Total Organic Carbon)	9100	100	1000	ug/l		9060A	12/29/14	1
Dissolved Solids	1000000	2800	10000	ug/l		2540 C-	12/23/14	1
Antimony	0.65	0.21	2.0	ug/l	J	6020	12/30/14	1
Arsenic	42.	0.25	2.0	ug/l		6020	12/30/14	1
Beryllium	0.15	0.12	2.0	ug/l	J	6020	12/30/14	1
Cadmium	U	0.16	1.0	ug/l		6020	12/30/14	1
Copper	0.60	0.52	5.0	ug/l	J	6020	12/30/14	1
Lead	0.32	0.24	2.0	ug/l	J	6020	12/30/14	1
Selenium	1.9	0.38	2.0	ug/l	J	6020	12/30/14	1
Thallium	0.22	0.19	2.0	ug/l	J	6020	12/30/14	1
Tin	U	0.30	2.0	ug/l		6020	12/30/14	1
Zinc	230	2.6	25.	ug/l		6020	12/30/14	1
Mercury	U	0.049	0.20	ug/l		7470A	12/26/14	1
Barium	180	1.7	5.0	ug/l		6010B	12/20/14	1
Chromium	2.0	1.4	10.	ug/l	J	6010B	12/20/14	1
Cobalt	68.	2.3	10.	ug/l		6010B	12/20/14	1
Iron	5000	14.	100	ug/l		6010B	12/20/14	1
Manganese	820	1.2	10.	ug/l		6010B	12/20/14	1
Nickel	100	4.9	20.	ug/l		6010B	12/20/14	1
Silver	2.9	2.8	10.	ug/l	J	6010B	12/20/14	1
Vanadium	U	2.4	20.	ug/l		6010B	12/20/14	1
Volatile Organics								
Acetone	U	10.	50.	ug/l		8260B	12/24/14	1
Acrylonitrile	U	1.9	10.	ug/l		8260B	12/24/14	1
Benzene	1.2	0.33	1.0	ug/l		8260B	12/24/14	1
Bromochloromethane	U	0.52	1.0	ug/l		8260B	12/24/14	1
Bromodichloromethane	U	0.38	1.0	ug/l		8260B	12/24/14	1
Bromoform	U	0.47	1.0	ug/l		8260B	12/24/14	1
Bromomethane	U	0.87	5.0	ug/l		8260B	12/24/14	1
Carbon disulfide	U	0.28	1.0	ug/l		8260B	12/24/14	1
Carbon tetrachloride	U	0.38	1.0	ug/l		8260B	12/24/14	1
Chlorobenzene	0.95	0.35	1.0	ug/l	J	8260B	12/24/14	1
Chlorodibromomethane	U	0.33	1.0	ug/l		8260B	12/24/14	1
Chloroethane	1.4	0.45	5.0	ug/l	J	8260B	12/24/14	1

U = ND (Not Detected)

RDL = Reported Detection Limit = LOQ = PQL = EQL = TRRP MQL

MDL = Minimum Detection Limit = LOD = TRRP SDL

Note:

The reported analytical results relate only to the sample submitted.

This report shall not be reproduced, except in full, without the written approval from ESC.

Reported: 12/31/14 09:00 Printed: 12/31/14 09:03



12065 Lebanon Rd.
 Mt. Juliet, TN 37122
 (615) 758-5858
 1-800-767-5859
 Fax (615) 758-5859

Tax I.D. 62-0814289

Est. 1970

REPORT OF ANALYSIS

Stacie Whitmer
 Chimney Rock Consulting
 7529 Counts Massie Road
 North Little Rock, AR 72113

December 31, 2014

Date Received : December 19, 2014
 Description : Nabors Landfill

ESC Sample # : L740006-01

Sample ID : MW-1

Site ID :

Collected By : Darren Motley
 Collection Date : 12/16/14 15:32

Project # :

Parameter	Result	MDL	RDL	Units	Qualifier	Method	Date	Dil.
Chloroform	U	0.32	5.0	ug/l		8260B	12/24/14	1
Chloromethane	U	0.28	2.5	ug/l		8260B	12/24/14	1
Dibromomethane	U	0.35	1.0	ug/l		8260B	12/24/14	1
1,2-Dibromoethane	U	0.38	1.0	ug/l		8260B	12/24/14	1
1,2-Dibromo-3-Chloropropane	U	1.3	5.0	ug/l		8260B	12/24/14	1
1,2-Dichlorobenzene	U	0.35	1.0	ug/l		8260B	12/24/14	1
1,4-Dichlorobenzene	1.7	0.27	1.0	ug/l		8260B	12/24/14	1
trans-1,4-Dichloro-2-butene	U	0.87	2.5	ug/l		8260B	12/24/14	1
1,1-Dichloroethane	14.	0.26	1.0	ug/l		8260B	12/24/14	1
1,2-Dichloroethane	U	0.36	1.0	ug/l		8260B	12/24/14	1
1,1-Dichloroethene	U	0.40	1.0	ug/l		8260B	12/24/14	1
cis-1,2-Dichloroethene	7.0	0.26	1.0	ug/l		8260B	12/24/14	1
trans-1,2-Dichloroethene	U	0.40	1.0	ug/l		8260B	12/24/14	1
1,2-Dichloropropane	U	0.31	1.0	ug/l		8260B	12/24/14	1
cis-1,3-Dichloropropene	U	0.42	1.0	ug/l		8260B	12/24/14	1
trans-1,3-Dichloropropene	U	0.42	1.0	ug/l		8260B	12/24/14	1
Ethylbenzene	U	0.38	1.0	ug/l		8260B	12/24/14	1
2-Hexanone	U	3.8	10.	ug/l		8260B	12/24/14	1
Iodomethane	U	1.7	10.	ug/l		8260B	12/24/14	1
2-Butanone (MEK)	U	3.9	15.	ug/l		8260B	12/24/14	1
Methylene Chloride	U	1.0	5.0	ug/l		8260B	12/24/14	1
4-Methyl-2-pentanone (MIBK)	U	2.1	10.	ug/l		8260B	12/24/14	1
Styrene	U	0.31	1.0	ug/l		8260B	12/24/14	1
1,1,1,2-Tetrachloroethane	U	0.38	1.0	ug/l		8260B	12/24/14	1
1,1,2,2-Tetrachloroethane	U	0.13	1.0	ug/l		8260B	12/24/14	1
Tetrachloroethene	U	0.37	1.0	ug/l		8260B	12/24/14	1
Toluene	U	0.78	5.0	ug/l		8260B	12/24/14	1
1,1,1-Trichloroethane	U	0.32	1.0	ug/l		8260B	12/24/14	1
1,1,2-Trichloroethane	U	0.38	1.0	ug/l		8260B	12/24/14	1
Trichloroethene	1.2	0.40	1.0	ug/l		8260B	12/24/14	1
Trichlorofluoromethane	U	1.2	5.0	ug/l		8260B	12/24/14	1
1,2,3-Trichloropropane	U	0.81	2.5	ug/l		8260B	12/24/14	1
Vinyl acetate	U	1.6	10.	ug/l		8260B	12/24/14	1
Vinyl chloride	3.2	0.26	1.0	ug/l		8260B	12/24/14	1
Xylenes, Total	U	1.1	3.0	ug/l		8260B	12/24/14	1
Surrogate Recovery								
Toluene-d8	101.			% Rec.		8260B	12/24/14	1
Dibromofluoromethane	104.			% Rec.		8260B	12/24/14	1
4-Bromofluorobenzene	99.4			% Rec.		8260B	12/24/14	1

U = ND (Not Detected)

RDL = Reported Detection Limit = LOQ = PQL = EQL = TRRP MQL

MDL = Minimum Detection Limit = LOD = TRRP SDL

Note:

The reported analytical results relate only to the sample submitted.

This report shall not be reproduced, except in full, without the written approval from ESC.

Reported: 12/31/14 09:00 Printed: 12/31/14 09:03



12065 Lebanon Rd.
 Mt. Juliet, TN 37122
 (615) 758-5858
 1-800-767-5859
 Fax (615) 758-5859

Tax I.D. 62-0814289

Est. 1970

REPORT OF ANALYSIS

Stacie Whitmer
 Chimney Rock Consulting
 7529 Counts Massie Road
 North Little Rock, AR 72113

December 31, 2014

Date Received : December 19, 2014
 Description : Nabors Landfill
 Sample ID : MW-2
 Collected By : Darren Motley
 Collection Date : 12/17/14 12:30

ESC Sample # : L740006-02
 Site ID :
 Project # :

Parameter	Result	MDL	RDL	Units	Qualifier	Method	Date	Dil.
Cyanide	U	1.8	5.0	ug/l		9012B	12/26/14	1
Sulfide	U	6.5	50.	ug/l		4500S2	12/20/14	1
TOC (Total Organic Carbon)	U	100	1000	ug/l		9060A	12/29/14	1
Dissolved Solids	340000	2800	10000	ug/l		2540 C-	12/24/14	1
Antimony	U	0.21	2.0	ug/l		6020	12/30/14	1
Arsenic	5.6	0.25	2.0	ug/l		6020	12/30/14	1
Beryllium	U	0.12	2.0	ug/l		6020	12/30/14	1
Cadmium	U	0.16	1.0	ug/l		6020	12/30/14	1
Copper	U	0.52	5.0	ug/l		6020	12/30/14	1
Lead	3.8	0.24	2.0	ug/l		6020	12/30/14	1
Selenium	U	0.38	2.0	ug/l		6020	12/30/14	1
Thallium	U	0.19	2.0	ug/l		6020	12/30/14	1
Tin	U	0.30	2.0	ug/l		6020	12/30/14	1
Zinc	4.8	2.6	25.	ug/l	J	6020	12/30/14	1
Mercury	U	0.049	0.20	ug/l		7470A	12/26/14	1
Barium	32.	1.7	5.0	ug/l		6010B	12/20/14	1
Chromium	1.7	1.4	10.	ug/l	J	6010B	12/20/14	1
Cobalt	U	2.3	10.	ug/l		6010B	12/20/14	1
Iron	65.	14.	100	ug/l	J	6010B	12/20/14	1
Manganese	7.0	1.2	10.	ug/l	J	6010B	12/20/14	1
Nickel	11.	4.9	20.	ug/l	J	6010B	12/20/14	1
Silver	3.0	2.8	10.	ug/l	J	6010B	12/20/14	1
Vanadium	U	2.4	20.	ug/l		6010B	12/20/14	1
Volatile Organics								
Acetone	U	10.	50.	ug/l		8260B	12/22/14	1
Acrylonitrile	U	1.9	10.	ug/l		8260B	12/22/14	1
Benzene	U	0.33	1.0	ug/l		8260B	12/22/14	1
Bromochloromethane	U	0.52	1.0	ug/l		8260B	12/22/14	1
Bromodichloromethane	U	0.38	1.0	ug/l		8260B	12/22/14	1
Bromoform	U	0.47	1.0	ug/l		8260B	12/22/14	1
Bromomethane	U	0.87	5.0	ug/l		8260B	12/22/14	1
Carbon disulfide	U	0.28	1.0	ug/l		8260B	12/22/14	1
Carbon tetrachloride	U	0.38	1.0	ug/l		8260B	12/22/14	1
Chlorobenzene	U	0.35	1.0	ug/l		8260B	12/22/14	1
Chlorodibromomethane	U	0.33	1.0	ug/l		8260B	12/22/14	1
Chloroethane	U	0.45	5.0	ug/l		8260B	12/22/14	1

U = ND (Not Detected)
 RDL = Reported Detection Limit = LOQ = PQL = EQL = TRRP MQL
 MDL = Minimum Detection Limit = LOD = TRRP SDL

Note:
 The reported analytical results relate only to the sample submitted.
 This report shall not be reproduced, except in full, without the written approval from ESC.

Reported: 12/31/14 09:00 Printed: 12/31/14 09:03



12065 Lebanon Rd.
 Mt. Juliet, TN 37122
 (615) 758-5858
 1-800-767-5859
 Fax (615) 758-5859

Tax I.D. 62-0814289

Est. 1970

REPORT OF ANALYSIS

Stacie Whitmer
 Chimney Rock Consulting
 7529 Counts Massie Road
 North Little Rock, AR 72113

December 31, 2014

Date Received : December 19, 2014
 Description : Nabors Landfill

ESC Sample # : L740006-02

Sample ID : MW-2

Site ID :

Collected By : Darren Motley
 Collection Date : 12/17/14 12:30

Project # :

Parameter	Result	MDL	RDL	Units	Qualifier	Method	Date	Dil.
Chloroform	U	0.32	5.0	ug/l		8260B	12/22/14	1
Chloromethane	U	0.28	2.5	ug/l		8260B	12/22/14	1
Dibromomethane	U	0.35	1.0	ug/l		8260B	12/22/14	1
1,2-Dibromoethane	U	0.38	1.0	ug/l		8260B	12/22/14	1
1,2-Dibromo-3-Chloropropane	U	1.3	5.0	ug/l		8260B	12/22/14	1
1,2-Dichlorobenzene	U	0.35	1.0	ug/l		8260B	12/22/14	1
1,4-Dichlorobenzene	U	0.27	1.0	ug/l		8260B	12/22/14	1
trans-1,4-Dichloro-2-butene	U	0.87	2.5	ug/l		8260B	12/22/14	1
1,1-Dichloroethane	U	0.26	1.0	ug/l		8260B	12/22/14	1
1,2-Dichloroethane	U	0.36	1.0	ug/l		8260B	12/22/14	1
1,1-Dichloroethene	U	0.40	1.0	ug/l		8260B	12/22/14	1
cis-1,2-Dichloroethene	U	0.26	1.0	ug/l		8260B	12/22/14	1
trans-1,2-Dichloroethene	U	0.40	1.0	ug/l		8260B	12/22/14	1
1,2-Dichloropropane	U	0.31	1.0	ug/l		8260B	12/22/14	1
cis-1,3-Dichloropropene	U	0.42	1.0	ug/l		8260B	12/22/14	1
trans-1,3-Dichloropropene	U	0.42	1.0	ug/l		8260B	12/22/14	1
Ethylbenzene	U	0.38	1.0	ug/l		8260B	12/22/14	1
2-Hexanone	U	3.8	10.	ug/l		8260B	12/22/14	1
Iodomethane	U	1.7	10.	ug/l		8260B	12/22/14	1
2-Butanone (MEK)	U	3.9	15.	ug/l		8260B	12/22/14	1
Methylene Chloride	U	1.0	5.0	ug/l	J4	8260B	12/22/14	1
4-Methyl-2-pentanone (MIBK)	U	2.1	10.	ug/l		8260B	12/22/14	1
Styrene	U	0.31	1.0	ug/l		8260B	12/22/14	1
1,1,1,2-Tetrachloroethane	U	0.38	1.0	ug/l		8260B	12/22/14	1
1,1,2,2-Tetrachloroethane	U	0.13	1.0	ug/l		8260B	12/22/14	1
Tetrachloroethene	U	0.37	1.0	ug/l		8260B	12/22/14	1
Toluene	U	0.78	5.0	ug/l		8260B	12/22/14	1
1,1,1-Trichloroethane	U	0.32	1.0	ug/l		8260B	12/22/14	1
1,1,2-Trichloroethane	U	0.38	1.0	ug/l		8260B	12/22/14	1
Trichloroethene	U	0.40	1.0	ug/l		8260B	12/22/14	1
Trichlorofluoromethane	U	1.2	5.0	ug/l		8260B	12/22/14	1
1,2,3-Trichloropropane	U	0.81	2.5	ug/l		8260B	12/22/14	1
Vinyl acetate	U	1.6	10.	ug/l		8260B	12/22/14	1
Vinyl chloride	U	0.26	1.0	ug/l		8260B	12/22/14	1
Xylenes, Total	U	1.1	3.0	ug/l		8260B	12/22/14	1
Surrogate Recovery								
Toluene-d8	102.			% Rec.		8260B	12/22/14	1
Dibromofluoromethane	86.3			% Rec.		8260B	12/22/14	1
4-Bromofluorobenzene	115.			% Rec.		8260B	12/22/14	1

U = ND (Not Detected)

RDL = Reported Detection Limit = LOQ = PQL = EQL = TRRP MQL

MDL = Minimum Detection Limit = LOD = TRRP SDL

Note:

The reported analytical results relate only to the sample submitted.

This report shall not be reproduced, except in full, without the written approval from ESC.

Reported: 12/31/14 09:00 Printed: 12/31/14 09:03



12065 Lebanon Rd.
 Mt. Juliet, TN 37122
 (615) 758-5858
 1-800-767-5859
 Fax (615) 758-5859

Tax I.D. 62-0814289

Est. 1970

REPORT OF ANALYSIS

Stacie Whitmer
 Chimney Rock Consulting
 7529 Counts Massie Road
 North Little Rock, AR 72113

December 31, 2014

Date Received : December 19, 2014
 Description : Nabors Landfill

ESC Sample # : L740006-03

Sample ID : MW-3

Site ID :

Collected By : Darren Motley
 Collection Date : 12/16/14 09:34

Project # :

Parameter	Result	MDL	RDL	Units	Qualifier	Method	Date	Dil.
Cyanide	U	1.8	5.0	ug/l		9012B	12/26/14	1
Sulfide	U	6.5	50.	ug/l		4500S2	12/20/14	1
TOC (Total Organic Carbon)	250	100	1000	ug/l	J	9060A	12/29/14	1
Dissolved Solids	510000	2800	10000	ug/l		2540 C-	12/23/14	1
Antimony	U	0.21	2.0	ug/l		6020	12/30/14	1
Arsenic	0.31	0.25	2.0	ug/l	J	6020	12/30/14	1
Beryllium	U	0.12	2.0	ug/l		6020	12/30/14	1
Cadmium	3.5	0.16	1.0	ug/l		6020	12/30/14	1
Copper	U	0.52	5.0	ug/l		6020	12/30/14	1
Lead	U	0.24	2.0	ug/l		6020	12/30/14	1
Selenium	U	0.38	2.0	ug/l		6020	12/30/14	1
Thallium	0.24	0.19	2.0	ug/l	J	6020	12/30/14	1
Tin	U	0.30	2.0	ug/l		6020	12/30/14	1
Zinc	110	2.6	25.	ug/l		6020	12/30/14	1
Mercury	U	0.049	0.20	ug/l		7470A	12/26/14	1
Barium	55.	1.7	5.0	ug/l		6010B	12/20/14	1
Chromium	U	1.4	10.	ug/l		6010B	12/20/14	1
Cobalt	U	2.3	10.	ug/l		6010B	12/20/14	1
Iron	18.	14.	100	ug/l	J	6010B	12/20/14	1
Manganese	17.	1.2	10.	ug/l		6010B	12/20/14	1
Nickel	17.	4.9	20.	ug/l	J	6010B	12/20/14	1
Silver	U	2.8	10.	ug/l		6010B	12/20/14	1
Vanadium	U	2.4	20.	ug/l		6010B	12/20/14	1
Volatile Organics								
Acetone	U	10.	50.	ug/l		8260B	12/22/14	1
Acrylonitrile	U	1.9	10.	ug/l		8260B	12/22/14	1
Benzene	U	0.33	1.0	ug/l		8260B	12/22/14	1
Bromochloromethane	U	0.52	1.0	ug/l		8260B	12/22/14	1
Bromodichloromethane	U	0.38	1.0	ug/l		8260B	12/22/14	1
Bromoform	U	0.47	1.0	ug/l		8260B	12/22/14	1
Bromomethane	U	0.87	5.0	ug/l		8260B	12/22/14	1
Carbon disulfide	U	0.28	1.0	ug/l		8260B	12/22/14	1
Carbon tetrachloride	U	0.38	1.0	ug/l		8260B	12/22/14	1
Chlorobenzene	U	0.35	1.0	ug/l		8260B	12/22/14	1
Chlorodibromomethane	U	0.33	1.0	ug/l		8260B	12/22/14	1
Chloroethane	U	0.45	5.0	ug/l		8260B	12/22/14	1

U = ND (Not Detected)

RDL = Reported Detection Limit = LOQ = PQL = EQL = TRRP MQL

MDL = Minimum Detection Limit = LOD = TRRP SDL

Note:

The reported analytical results relate only to the sample submitted.

This report shall not be reproduced, except in full, without the written approval from ESC.

Reported: 12/31/14 09:00 Printed: 12/31/14 09:03



12065 Lebanon Rd.
 Mt. Juliet, TN 37122
 (615) 758-5858
 1-800-767-5859
 Fax (615) 758-5859

Tax I.D. 62-0814289

Est. 1970

REPORT OF ANALYSIS

Stacie Whitmer
 Chimney Rock Consulting
 7529 Counts Massie Road
 North Little Rock, AR 72113

December 31, 2014

Date Received : December 19, 2014
 Description : Nabors Landfill

ESC Sample # : L740006-03

Sample ID : MW-3

Site ID :

Collected By : Darren Motley
 Collection Date : 12/16/14 09:34

Project # :

Parameter	Result	MDL	RDL	Units	Qualifier	Method	Date	Dil.
Chloroform	U	0.32	5.0	ug/l		8260B	12/22/14	1
Chloromethane	U	0.28	2.5	ug/l		8260B	12/22/14	1
Dibromomethane	U	0.35	1.0	ug/l		8260B	12/22/14	1
1,2-Dibromoethane	U	0.38	1.0	ug/l		8260B	12/22/14	1
1,2-Dibromo-3-Chloropropane	U	1.3	5.0	ug/l		8260B	12/22/14	1
1,2-Dichlorobenzene	U	0.35	1.0	ug/l		8260B	12/22/14	1
1,4-Dichlorobenzene	U	0.27	1.0	ug/l		8260B	12/22/14	1
trans-1,4-Dichloro-2-butene	U	0.87	2.5	ug/l		8260B	12/22/14	1
1,1-Dichloroethane	U	0.26	1.0	ug/l		8260B	12/22/14	1
1,2-Dichloroethane	U	0.36	1.0	ug/l		8260B	12/22/14	1
1,1-Dichloroethene	U	0.40	1.0	ug/l		8260B	12/22/14	1
cis-1,2-Dichloroethene	U	0.26	1.0	ug/l		8260B	12/22/14	1
trans-1,2-Dichloroethene	U	0.40	1.0	ug/l		8260B	12/22/14	1
1,2-Dichloropropane	U	0.31	1.0	ug/l		8260B	12/22/14	1
cis-1,3-Dichloropropene	U	0.42	1.0	ug/l		8260B	12/22/14	1
trans-1,3-Dichloropropene	U	0.42	1.0	ug/l		8260B	12/22/14	1
Ethylbenzene	U	0.38	1.0	ug/l		8260B	12/22/14	1
2-Hexanone	U	3.8	10.	ug/l		8260B	12/22/14	1
Iodomethane	U	1.7	10.	ug/l		8260B	12/22/14	1
2-Butanone (MEK)	U	3.9	15.	ug/l		8260B	12/22/14	1
Methylene Chloride	U	1.0	5.0	ug/l	J4	8260B	12/22/14	1
4-Methyl-2-pentanone (MIBK)	U	2.1	10.	ug/l		8260B	12/22/14	1
Styrene	U	0.31	1.0	ug/l		8260B	12/22/14	1
1,1,1,2-Tetrachloroethane	U	0.38	1.0	ug/l		8260B	12/22/14	1
1,1,2,2-Tetrachloroethane	U	0.13	1.0	ug/l		8260B	12/22/14	1
Tetrachloroethene	U	0.37	1.0	ug/l		8260B	12/22/14	1
Toluene	U	0.78	5.0	ug/l		8260B	12/22/14	1
1,1,1-Trichloroethane	U	0.32	1.0	ug/l		8260B	12/22/14	1
1,1,2-Trichloroethane	U	0.38	1.0	ug/l		8260B	12/22/14	1
Trichloroethene	U	0.40	1.0	ug/l		8260B	12/22/14	1
Trichlorofluoromethane	U	1.2	5.0	ug/l		8260B	12/22/14	1
1,2,3-Trichloropropane	U	0.81	2.5	ug/l		8260B	12/22/14	1
Vinyl acetate	U	1.6	10.	ug/l		8260B	12/22/14	1
Vinyl chloride	U	0.26	1.0	ug/l		8260B	12/22/14	1
Xylenes, Total	U	1.1	3.0	ug/l		8260B	12/22/14	1
Surrogate Recovery								
Toluene-d8	103.			% Rec.		8260B	12/22/14	1
Dibromofluoromethane	87.5			% Rec.		8260B	12/22/14	1
4-Bromofluorobenzene	111.			% Rec.		8260B	12/22/14	1

U = ND (Not Detected)
 RDL = Reported Detection Limit = LOQ = PQL = EQL = TRRP MQL
 MDL = Minimum Detection Limit = LOD = TRRP SDL

Note:
 The reported analytical results relate only to the sample submitted.
 This report shall not be reproduced, except in full, without the written approval from ESC.

Reported: 12/31/14 09:00 Printed: 12/31/14 09:03



12065 Lebanon Rd.
 Mt. Juliet, TN 37122
 (615) 758-5858
 1-800-767-5859
 Fax (615) 758-5859

Tax I.D. 62-0814289

Est. 1970

REPORT OF ANALYSIS

Stacie Whitmer
 Chimney Rock Consulting
 7529 Counts Massie Road
 North Little Rock, AR 72113

December 31, 2014

Date Received : December 19, 2014
 Description : Nabors Landfill

ESC Sample # : L740006-04

Sample ID : MW-4

Site ID :

Collected By : Darren Motley
 Collection Date : 12/16/14 10:43

Project # :

Parameter	Result	MDL	RDL	Units	Qualifier	Method	Date	Dil.
Cyanide	U	1.8	5.0	ug/l		9012B	12/26/14	1
Sulfide	U	6.5	50.	ug/l		4500S2	12/20/14	1
TOC (Total Organic Carbon)	U	100	1000	ug/l		9060A	12/29/14	1
Dissolved Solids	360000	2800	10000	ug/l		2540 C-	12/23/14	1
Antimony	U	0.21	2.0	ug/l		6020	12/30/14	1
Arsenic	0.50	0.25	2.0	ug/l	J	6020	12/30/14	1
Beryllium	U	0.12	2.0	ug/l		6020	12/30/14	1
Cadmium	0.97	0.16	1.0	ug/l	J	6020	12/30/14	1
Copper	U	0.52	5.0	ug/l		6020	12/30/14	1
Lead	U	0.24	2.0	ug/l		6020	12/30/14	1
Selenium	U	0.38	2.0	ug/l		6020	12/30/14	1
Thallium	U	0.19	2.0	ug/l		6020	12/30/14	1
Tin	U	0.30	2.0	ug/l		6020	12/30/14	1
Zinc	87.	2.6	25.	ug/l		6020	12/30/14	1
Mercury	U	0.049	0.20	ug/l		7470A	12/26/14	1
Barium	35.	1.7	5.0	ug/l		6010B	12/20/14	1
Chromium	1.7	1.4	10.	ug/l	J	6010B	12/20/14	1
Cobalt	U	2.3	10.	ug/l		6010B	12/20/14	1
Iron	35.	14.	100	ug/l	J	6010B	12/20/14	1
Manganese	U	1.2	10.	ug/l		6010B	12/20/14	1
Nickel	10.	4.9	20.	ug/l	J	6010B	12/20/14	1
Silver	4.5	2.8	10.	ug/l	J	6010B	12/20/14	1
Vanadium	U	2.4	20.	ug/l		6010B	12/20/14	1
Volatile Organics								
Acetone	U	10.	50.	ug/l		8260B	12/22/14	1
Acrylonitrile	U	1.9	10.	ug/l		8260B	12/22/14	1
Benzene	U	0.33	1.0	ug/l		8260B	12/22/14	1
Bromochloromethane	U	0.52	1.0	ug/l		8260B	12/22/14	1
Bromodichloromethane	U	0.38	1.0	ug/l		8260B	12/22/14	1
Bromoform	U	0.47	1.0	ug/l		8260B	12/22/14	1
Bromomethane	U	0.87	5.0	ug/l		8260B	12/22/14	1
Carbon disulfide	U	0.28	1.0	ug/l		8260B	12/22/14	1
Carbon tetrachloride	U	0.38	1.0	ug/l		8260B	12/22/14	1
Chlorobenzene	U	0.35	1.0	ug/l		8260B	12/22/14	1
Chlorodibromomethane	U	0.33	1.0	ug/l		8260B	12/22/14	1
Chloroethane	U	0.45	5.0	ug/l		8260B	12/22/14	1

U = ND (Not Detected)

RDL = Reported Detection Limit = LOQ = PQL = EQL = TRRP MQL

MDL = Minimum Detection Limit = LOD = TRRP SDL

Note:

The reported analytical results relate only to the sample submitted.

This report shall not be reproduced, except in full, without the written approval from ESC.

Reported: 12/31/14 09:00 Printed: 12/31/14 09:03



12065 Lebanon Rd.
 Mt. Juliet, TN 37122
 (615) 758-5858
 1-800-767-5859
 Fax (615) 758-5859

Tax I.D. 62-0814289

Est. 1970

REPORT OF ANALYSIS

Stacie Whitmer
 Chimney Rock Consulting
 7529 Counts Massie Road
 North Little Rock, AR 72113

December 31, 2014

Date Received : December 19, 2014
 Description : Nabors Landfill

ESC Sample # : L740006-04

Sample ID : MW-4

Site ID :

Collected By : Darren Motley
 Collection Date : 12/16/14 10:43

Project # :

Parameter	Result	MDL	RDL	Units	Qualifier	Method	Date	Dil.
Chloroform	U	0.32	5.0	ug/l		8260B	12/22/14	1
Chloromethane	U	0.28	2.5	ug/l		8260B	12/22/14	1
Dibromomethane	U	0.35	1.0	ug/l		8260B	12/22/14	1
1,2-Dibromoethane	U	0.38	1.0	ug/l		8260B	12/22/14	1
1,2-Dibromo-3-Chloropropane	U	1.3	5.0	ug/l		8260B	12/22/14	1
1,2-Dichlorobenzene	U	0.35	1.0	ug/l		8260B	12/22/14	1
1,4-Dichlorobenzene	U	0.27	1.0	ug/l		8260B	12/22/14	1
trans-1,4-Dichloro-2-butene	U	0.87	2.5	ug/l		8260B	12/22/14	1
1,1-Dichloroethane	U	0.26	1.0	ug/l		8260B	12/22/14	1
1,2-Dichloroethane	U	0.36	1.0	ug/l		8260B	12/22/14	1
1,1-Dichloroethene	U	0.40	1.0	ug/l		8260B	12/22/14	1
cis-1,2-Dichloroethene	U	0.26	1.0	ug/l		8260B	12/22/14	1
trans-1,2-Dichloroethene	U	0.40	1.0	ug/l		8260B	12/22/14	1
1,2-Dichloropropane	U	0.31	1.0	ug/l		8260B	12/22/14	1
cis-1,3-Dichloropropene	U	0.42	1.0	ug/l		8260B	12/22/14	1
trans-1,3-Dichloropropene	U	0.42	1.0	ug/l		8260B	12/22/14	1
Ethylbenzene	U	0.38	1.0	ug/l		8260B	12/22/14	1
2-Hexanone	U	3.8	10.	ug/l		8260B	12/22/14	1
Iodomethane	U	1.7	10.	ug/l		8260B	12/22/14	1
2-Butanone (MEK)	U	3.9	15.	ug/l		8260B	12/22/14	1
Methylene Chloride	U	1.0	5.0	ug/l	J4	8260B	12/22/14	1
4-Methyl-2-pentanone (MIBK)	U	2.1	10.	ug/l		8260B	12/22/14	1
Styrene	U	0.31	1.0	ug/l		8260B	12/22/14	1
1,1,1,2-Tetrachloroethane	U	0.38	1.0	ug/l		8260B	12/22/14	1
1,1,2,2-Tetrachloroethane	U	0.13	1.0	ug/l		8260B	12/22/14	1
Tetrachloroethene	U	0.37	1.0	ug/l		8260B	12/22/14	1
Toluene	U	0.78	5.0	ug/l		8260B	12/22/14	1
1,1,1-Trichloroethane	U	0.32	1.0	ug/l		8260B	12/22/14	1
1,1,2-Trichloroethane	U	0.38	1.0	ug/l		8260B	12/22/14	1
Trichloroethene	U	0.40	1.0	ug/l		8260B	12/22/14	1
Trichlorofluoromethane	U	1.2	5.0	ug/l		8260B	12/22/14	1
1,2,3-Trichloropropane	U	0.81	2.5	ug/l		8260B	12/22/14	1
Vinyl acetate	U	1.6	10.	ug/l		8260B	12/22/14	1
Vinyl chloride	U	0.26	1.0	ug/l		8260B	12/22/14	1
Xylenes, Total	U	1.1	3.0	ug/l		8260B	12/22/14	1
Surrogate Recovery								
Toluene-d8	106.			% Rec.		8260B	12/22/14	1
Dibromofluoromethane	89.6			% Rec.		8260B	12/22/14	1
4-Bromofluorobenzene	108.			% Rec.		8260B	12/22/14	1

U = ND (Not Detected)
 RDL = Reported Detection Limit = LOQ = PQL = EQL = TRRP MQL
 MDL = Minimum Detection Limit = LOD = TRRP SDL

Note:
 The reported analytical results relate only to the sample submitted.
 This report shall not be reproduced, except in full, without the written approval from ESC.

Reported: 12/31/14 09:00 Printed: 12/31/14 09:03



12065 Lebanon Rd.
 Mt. Juliet, TN 37122
 (615) 758-5858
 1-800-767-5859
 Fax (615) 758-5859

Tax I.D. 62-0814289

Est. 1970

REPORT OF ANALYSIS

Stacie Whitmer
 Chimney Rock Consulting
 7529 Counts Massie Road
 North Little Rock, AR 72113

December 31, 2014

Date Received : December 19, 2014
 Description : Nabors Landfill
 Sample ID : MW-5
 Collected By : Darren Motley
 Collection Date : 12/16/14 11:36

ESC Sample # : L740006-05
 Site ID :
 Project # :

Parameter	Result	MDL	RDL	Units	Qualifier	Method	Date	Dil.
Cyanide	U	1.8	5.0	ug/l		9012B	12/26/14	1
Sulfide	U	6.5	50.	ug/l		4500S2	12/20/14	1
TOC (Total Organic Carbon)	140	100	1000	ug/l	J	9060A	12/29/14	1
Dissolved Solids	390000	2800	10000	ug/l		2540 C-	12/23/14	1
Antimony	U	0.21	2.0	ug/l		6020	12/30/14	1
Arsenic	0.42	0.25	2.0	ug/l	J	6020	12/30/14	1
Beryllium	U	0.12	2.0	ug/l		6020	12/30/14	1
Cadmium	U	0.16	1.0	ug/l		6020	12/30/14	1
Copper	U	0.52	5.0	ug/l		6020	12/30/14	1
Lead	U	0.24	2.0	ug/l		6020	12/30/14	1
Selenium	U	0.38	2.0	ug/l		6020	12/30/14	1
Thallium	U	0.19	2.0	ug/l		6020	12/30/14	1
Tin	U	0.30	2.0	ug/l		6020	12/30/14	1
Zinc	27.	2.6	25.	ug/l		6020	12/30/14	1
Mercury	U	0.049	0.20	ug/l		7470A	12/26/14	1
Barium	33.	1.7	5.0	ug/l		6010B	12/20/14	1
Chromium	U	1.4	10.	ug/l		6010B	12/20/14	1
Cobalt	U	2.3	10.	ug/l		6010B	12/20/14	1
Iron	27.	14.	100	ug/l	J	6010B	12/20/14	1
Manganese	U	1.2	10.	ug/l		6010B	12/20/14	1
Nickel	9.7	4.9	20.	ug/l	J	6010B	12/20/14	1
Silver	4.4	2.8	10.	ug/l	J	6010B	12/20/14	1
Vanadium	U	2.4	20.	ug/l		6010B	12/20/14	1
Volatile Organics								
Acetone	U	10.	50.	ug/l		8260B	12/22/14	1
Acrylonitrile	U	1.9	10.	ug/l		8260B	12/22/14	1
Benzene	U	0.33	1.0	ug/l		8260B	12/22/14	1
Bromochloromethane	U	0.52	1.0	ug/l		8260B	12/22/14	1
Bromodichloromethane	U	0.38	1.0	ug/l		8260B	12/22/14	1
Bromoform	U	0.47	1.0	ug/l		8260B	12/22/14	1
Bromomethane	U	0.87	5.0	ug/l		8260B	12/22/14	1
Carbon disulfide	U	0.28	1.0	ug/l		8260B	12/22/14	1
Carbon tetrachloride	U	0.38	1.0	ug/l		8260B	12/22/14	1
Chlorobenzene	U	0.35	1.0	ug/l		8260B	12/22/14	1
Chlorodibromomethane	U	0.33	1.0	ug/l		8260B	12/22/14	1
Chloroethane	U	0.45	5.0	ug/l		8260B	12/22/14	1

U = ND (Not Detected)
 RDL = Reported Detection Limit = LOQ = PQL = EQL = TRRP MQL
 MDL = Minimum Detection Limit = LOD = TRRP SDL

Note:
 The reported analytical results relate only to the sample submitted.
 This report shall not be reproduced, except in full, without the written approval from ESC.

Reported: 12/31/14 09:00 Printed: 12/31/14 09:03



12065 Lebanon Rd.
 Mt. Juliet, TN 37122
 (615) 758-5858
 1-800-767-5859
 Fax (615) 758-5859

Tax I.D. 62-0814289

Est. 1970

REPORT OF ANALYSIS

Stacie Whitmer
 Chimney Rock Consulting
 7529 Counts Massie Road
 North Little Rock, AR 72113

December 31, 2014

Date Received : December 19, 2014
 Description : Nabors Landfill

ESC Sample # : L740006-05

Sample ID : MW-5

Site ID :

Collected By : Darren Motley
 Collection Date : 12/16/14 11:36

Project # :

Parameter	Result	MDL	RDL	Units	Qualifier	Method	Date	Dil.
Chloroform	U	0.32	5.0	ug/l		8260B	12/22/14	1
Chloromethane	U	0.28	2.5	ug/l		8260B	12/22/14	1
Dibromomethane	U	0.35	1.0	ug/l		8260B	12/22/14	1
1,2-Dibromoethane	U	0.38	1.0	ug/l		8260B	12/22/14	1
1,2-Dibromo-3-Chloropropane	U	1.3	5.0	ug/l		8260B	12/22/14	1
1,2-Dichlorobenzene	U	0.35	1.0	ug/l		8260B	12/22/14	1
1,4-Dichlorobenzene	U	0.27	1.0	ug/l		8260B	12/22/14	1
trans-1,4-Dichloro-2-butene	U	0.87	2.5	ug/l		8260B	12/22/14	1
1,1-Dichloroethane	U	0.26	1.0	ug/l		8260B	12/22/14	1
1,2-Dichloroethane	U	0.36	1.0	ug/l		8260B	12/22/14	1
1,1-Dichloroethene	U	0.40	1.0	ug/l		8260B	12/22/14	1
cis-1,2-Dichloroethene	U	0.26	1.0	ug/l		8260B	12/22/14	1
trans-1,2-Dichloroethene	U	0.40	1.0	ug/l		8260B	12/22/14	1
1,2-Dichloropropane	U	0.31	1.0	ug/l		8260B	12/22/14	1
cis-1,3-Dichloropropene	U	0.42	1.0	ug/l		8260B	12/22/14	1
trans-1,3-Dichloropropene	U	0.42	1.0	ug/l		8260B	12/22/14	1
Ethylbenzene	U	0.38	1.0	ug/l		8260B	12/22/14	1
2-Hexanone	U	3.8	10.	ug/l		8260B	12/22/14	1
Iodomethane	U	1.7	10.	ug/l		8260B	12/22/14	1
2-Butanone (MEK)	U	3.9	15.	ug/l		8260B	12/22/14	1
Methylene Chloride	U	1.0	5.0	ug/l	J4	8260B	12/22/14	1
4-Methyl-2-pentanone (MIBK)	U	2.1	10.	ug/l		8260B	12/22/14	1
Styrene	U	0.31	1.0	ug/l		8260B	12/22/14	1
1,1,1,2-Tetrachloroethane	U	0.38	1.0	ug/l		8260B	12/22/14	1
1,1,2,2-Tetrachloroethane	U	0.13	1.0	ug/l		8260B	12/22/14	1
Tetrachloroethene	U	0.37	1.0	ug/l		8260B	12/22/14	1
Toluene	U	0.78	5.0	ug/l		8260B	12/22/14	1
1,1,1-Trichloroethane	U	0.32	1.0	ug/l		8260B	12/22/14	1
1,1,2-Trichloroethane	U	0.38	1.0	ug/l		8260B	12/22/14	1
Trichloroethene	U	0.40	1.0	ug/l		8260B	12/22/14	1
Trichlorofluoromethane	U	1.2	5.0	ug/l		8260B	12/22/14	1
1,2,3-Trichloropropane	U	0.81	2.5	ug/l		8260B	12/22/14	1
Vinyl acetate	U	1.6	10.	ug/l		8260B	12/22/14	1
Vinyl chloride	U	0.26	1.0	ug/l		8260B	12/22/14	1
Xylenes, Total	U	1.1	3.0	ug/l		8260B	12/22/14	1
Surrogate Recovery								
Toluene-d8	108.			% Rec.		8260B	12/22/14	1
Dibromofluoromethane	86.3			% Rec.		8260B	12/22/14	1
4-Bromofluorobenzene	110.			% Rec.		8260B	12/22/14	1

U = ND (Not Detected)

RDL = Reported Detection Limit = LOQ = PQL = EQL = TRRP MQL

MDL = Minimum Detection Limit = LOD = TRRP SDL

Note:

The reported analytical results relate only to the sample submitted.

This report shall not be reproduced, except in full, without the written approval from ESC.

Reported: 12/31/14 09:00 Printed: 12/31/14 09:03



12065 Lebanon Rd.
 Mt. Juliet, TN 37122
 (615) 758-5858
 1-800-767-5859
 Fax (615) 758-5859

Tax I.D. 62-0814289

Est. 1970

REPORT OF ANALYSIS

Stacie Whitmer
 Chimney Rock Consulting
 7529 Counts Massie Road
 North Little Rock, AR 72113

December 31, 2014

Date Received : December 19, 2014
 Description : Nabors Landfill

ESC Sample # : L740006-06

Sample ID : MW-6

Site ID :

Collected By : Darren Motley
 Collection Date : 12/16/14 12:28

Project # :

Parameter	Result	MDL	RDL	Units	Qualifier	Method	Date	Dil.
Cyanide	U	1.8	5.0	ug/l		9012B	12/26/14	1
Sulfide	U	6.5	50.	ug/l		4500S2	12/20/14	1
TOC (Total Organic Carbon)	690	100	1000	ug/l	J	9060A	12/29/14	1
Dissolved Solids	420000	2800	10000	ug/l		2540 C-	12/23/14	1
Antimony	U	0.21	2.0	ug/l		6020	12/30/14	1
Arsenic	0.51	0.25	2.0	ug/l	J	6020	12/30/14	1
Beryllium	U	0.12	2.0	ug/l		6020	12/30/14	1
Cadmium	0.46	0.16	1.0	ug/l	J	6020	12/30/14	1
Copper	U	0.52	5.0	ug/l		6020	12/30/14	1
Lead	U	0.24	2.0	ug/l		6020	12/30/14	1
Selenium	U	0.38	2.0	ug/l		6020	12/30/14	1
Thallium	U	0.19	2.0	ug/l		6020	12/30/14	1
Tin	U	0.30	2.0	ug/l		6020	12/30/14	1
Zinc	40.	2.6	25.	ug/l		6020	12/30/14	1
Mercury	0.090	0.049	0.20	ug/l	J	7470A	12/26/14	1
Barium	46.	1.7	5.0	ug/l		6010B	12/20/14	1
Chromium	U	1.4	10.	ug/l		6010B	12/20/14	1
Cobalt	U	2.3	10.	ug/l		6010B	12/20/14	1
Iron	25.	14.	100	ug/l	J	6010B	12/20/14	1
Manganese	U	1.2	10.	ug/l		6010B	12/20/14	1
Nickel	12.	4.9	20.	ug/l	J	6010B	12/20/14	1
Silver	3.6	2.8	10.	ug/l	J	6010B	12/20/14	1
Vanadium	U	2.4	20.	ug/l		6010B	12/20/14	1
Volatile Organics								
Acetone	U	10.	50.	ug/l		8260B	12/22/14	1
Acrylonitrile	U	1.9	10.	ug/l		8260B	12/22/14	1
Benzene	U	0.33	1.0	ug/l		8260B	12/22/14	1
Bromochloromethane	U	0.52	1.0	ug/l		8260B	12/22/14	1
Bromodichloromethane	U	0.38	1.0	ug/l		8260B	12/22/14	1
Bromoform	U	0.47	1.0	ug/l		8260B	12/22/14	1
Bromomethane	U	0.87	5.0	ug/l		8260B	12/22/14	1
Carbon disulfide	U	0.28	1.0	ug/l		8260B	12/22/14	1
Carbon tetrachloride	U	0.38	1.0	ug/l		8260B	12/22/14	1
Chlorobenzene	U	0.35	1.0	ug/l		8260B	12/22/14	1
Chlorodibromomethane	U	0.33	1.0	ug/l		8260B	12/22/14	1
Chloroethane	U	0.45	5.0	ug/l		8260B	12/22/14	1

U = ND (Not Detected)
 RDL = Reported Detection Limit = LOQ = PQL = EQL = TRRP MQL
 MDL = Minimum Detection Limit = LOD = TRRP SDL

Note:
 The reported analytical results relate only to the sample submitted.
 This report shall not be reproduced, except in full, without the written approval from ESC.

Reported: 12/31/14 09:00 Printed: 12/31/14 09:03



12065 Lebanon Rd.
 Mt. Juliet, TN 37122
 (615) 758-5858
 1-800-767-5859
 Fax (615) 758-5859

Tax I.D. 62-0814289

Est. 1970

REPORT OF ANALYSIS

Stacie Whitmer
 Chimney Rock Consulting
 7529 Counts Massie Road
 North Little Rock, AR 72113

December 31, 2014

Date Received : December 19, 2014
 Description : Nabors Landfill

ESC Sample # : L740006-06

Sample ID : MW-6

Site ID :

Collected By : Darren Motley
 Collection Date : 12/16/14 12:28

Project # :

Parameter	Result	MDL	RDL	Units	Qualifier	Method	Date	Dil.
Chloroform	U	0.32	5.0	ug/l		8260B	12/22/14	1
Chloromethane	U	0.28	2.5	ug/l		8260B	12/22/14	1
Dibromomethane	U	0.35	1.0	ug/l		8260B	12/22/14	1
1,2-Dibromoethane	U	0.38	1.0	ug/l		8260B	12/22/14	1
1,2-Dibromo-3-Chloropropane	U	1.3	5.0	ug/l		8260B	12/22/14	1
1,2-Dichlorobenzene	U	0.35	1.0	ug/l		8260B	12/22/14	1
1,4-Dichlorobenzene	U	0.27	1.0	ug/l		8260B	12/22/14	1
trans-1,4-Dichloro-2-butene	U	0.87	2.5	ug/l		8260B	12/22/14	1
1,1-Dichloroethane	U	0.26	1.0	ug/l		8260B	12/22/14	1
1,2-Dichloroethane	U	0.36	1.0	ug/l		8260B	12/22/14	1
1,1-Dichloroethene	U	0.40	1.0	ug/l		8260B	12/22/14	1
cis-1,2-Dichloroethene	U	0.26	1.0	ug/l		8260B	12/22/14	1
trans-1,2-Dichloroethene	U	0.40	1.0	ug/l		8260B	12/22/14	1
1,2-Dichloropropane	U	0.31	1.0	ug/l		8260B	12/22/14	1
cis-1,3-Dichloropropene	U	0.42	1.0	ug/l		8260B	12/22/14	1
trans-1,3-Dichloropropene	U	0.42	1.0	ug/l		8260B	12/22/14	1
Ethylbenzene	U	0.38	1.0	ug/l		8260B	12/22/14	1
2-Hexanone	U	3.8	10.	ug/l		8260B	12/22/14	1
Iodomethane	U	1.7	10.	ug/l		8260B	12/22/14	1
2-Butanone (MEK)	U	3.9	15.	ug/l		8260B	12/22/14	1
Methylene Chloride	U	1.0	5.0	ug/l	J4	8260B	12/22/14	1
4-Methyl-2-pentanone (MIBK)	U	2.1	10.	ug/l		8260B	12/22/14	1
Styrene	U	0.31	1.0	ug/l		8260B	12/22/14	1
1,1,1,2-Tetrachloroethane	U	0.38	1.0	ug/l		8260B	12/22/14	1
1,1,2,2-Tetrachloroethane	U	0.13	1.0	ug/l		8260B	12/22/14	1
Tetrachloroethene	U	0.37	1.0	ug/l		8260B	12/22/14	1
Toluene	U	0.78	5.0	ug/l		8260B	12/22/14	1
1,1,1-Trichloroethane	U	0.32	1.0	ug/l		8260B	12/22/14	1
1,1,2-Trichloroethane	U	0.38	1.0	ug/l		8260B	12/22/14	1
Trichloroethene	U	0.40	1.0	ug/l		8260B	12/22/14	1
Trichlorofluoromethane	U	1.2	5.0	ug/l		8260B	12/22/14	1
1,2,3-Trichloropropane	U	0.81	2.5	ug/l		8260B	12/22/14	1
Vinyl acetate	U	1.6	10.	ug/l		8260B	12/22/14	1
Vinyl chloride	U	0.26	1.0	ug/l		8260B	12/22/14	1
Xylenes, Total	U	1.1	3.0	ug/l		8260B	12/22/14	1
Surrogate Recovery								
Toluene-d8	108.			% Rec.		8260B	12/22/14	1
Dibromofluoromethane	86.5			% Rec.		8260B	12/22/14	1
4-Bromofluorobenzene	108.			% Rec.		8260B	12/22/14	1

U = ND (Not Detected)
 RDL = Reported Detection Limit = LOQ = PQL = EQL = TRRP MQL
 MDL = Minimum Detection Limit = LOD = TRRP SDL

Note:
 The reported analytical results relate only to the sample submitted.
 This report shall not be reproduced, except in full, without the written approval from ESC.

Reported: 12/31/14 09:00 Printed: 12/31/14 09:03



12065 Lebanon Rd.
 Mt. Juliet, TN 37122
 (615) 758-5858
 1-800-767-5859
 Fax (615) 758-5859

Tax I.D. 62-0814289

Est. 1970

REPORT OF ANALYSIS

Stacie Whitmer
 Chimney Rock Consulting
 7529 Counts Massie Road
 North Little Rock, AR 72113

December 31, 2014

Date Received : December 19, 2014
 Description : Nabors Landfill
 Sample ID : MW-7
 Collected By : Darren Motley
 Collection Date : 12/16/14 14:52

ESC Sample # : L740006-07
 Site ID :
 Project # :

Parameter	Result	MDL	RDL	Units	Qualifier	Method	Date	Dil.
Cyanide	U	1.8	5.0	ug/l		9012B	12/26/14	1
Sulfide	U	6.5	50.	ug/l		4500S2	12/20/14	1
TOC (Total Organic Carbon)	470	100	1000	ug/l	J	9060A	12/29/14	1
Dissolved Solids	310000	2800	10000	ug/l		2540 C-	12/23/14	1
Antimony	U	0.21	2.0	ug/l		6020	12/30/14	1
Arsenic	0.28	0.25	2.0	ug/l	J	6020	12/30/14	1
Beryllium	U	0.12	2.0	ug/l		6020	12/30/14	1
Cadmium	U	0.16	1.0	ug/l		6020	12/30/14	1
Copper	U	0.52	5.0	ug/l		6020	12/30/14	1
Lead	U	0.24	2.0	ug/l		6020	12/30/14	1
Selenium	U	0.38	2.0	ug/l		6020	12/30/14	1
Thallium	U	0.19	2.0	ug/l		6020	12/30/14	1
Tin	U	0.30	2.0	ug/l		6020	12/30/14	1
Zinc	3.8	2.6	25.	ug/l	J	6020	12/30/14	1
Mercury	U	0.049	0.20	ug/l		7470A	12/26/14	1
Barium	38.	1.7	5.0	ug/l		6010B	12/20/14	1
Chromium	U	1.4	10.	ug/l		6010B	12/20/14	1
Cobalt	U	2.3	10.	ug/l		6010B	12/20/14	1
Iron	17.	14.	100	ug/l	J	6010B	12/20/14	1
Manganese	6.6	1.2	10.	ug/l	J	6010B	12/20/14	1
Nickel	11.	4.9	20.	ug/l	J	6010B	12/20/14	1
Silver	U	2.8	10.	ug/l		6010B	12/20/14	1
Vanadium	U	2.4	20.	ug/l		6010B	12/20/14	1
Volatile Organics								
Acetone	U	10.	50.	ug/l		8260B	12/22/14	1
Acrylonitrile	U	1.9	10.	ug/l		8260B	12/22/14	1
Benzene	U	0.33	1.0	ug/l		8260B	12/22/14	1
Bromochloromethane	U	0.52	1.0	ug/l		8260B	12/22/14	1
Bromodichloromethane	U	0.38	1.0	ug/l		8260B	12/22/14	1
Bromoform	U	0.47	1.0	ug/l		8260B	12/22/14	1
Bromomethane	U	0.87	5.0	ug/l		8260B	12/22/14	1
Carbon disulfide	U	0.28	1.0	ug/l		8260B	12/22/14	1
Carbon tetrachloride	U	0.38	1.0	ug/l		8260B	12/22/14	1
Chlorobenzene	U	0.35	1.0	ug/l		8260B	12/22/14	1
Chlorodibromomethane	U	0.33	1.0	ug/l		8260B	12/22/14	1
Chloroethane	U	0.45	5.0	ug/l		8260B	12/22/14	1

U = ND (Not Detected)
 RDL = Reported Detection Limit = LOQ = PQL = EQL = TRRP MQL
 MDL = Minimum Detection Limit = LOD = TRRP SDL

Note:
 The reported analytical results relate only to the sample submitted.
 This report shall not be reproduced, except in full, without the written approval from ESC.

Reported: 12/31/14 09:00 Printed: 12/31/14 09:03



12065 Lebanon Rd.
 Mt. Juliet, TN 37122
 (615) 758-5858
 1-800-767-5859
 Fax (615) 758-5859

Tax I.D. 62-0814289

Est. 1970

REPORT OF ANALYSIS

Stacie Whitmer
 Chimney Rock Consulting
 7529 Counts Massie Road
 North Little Rock, AR 72113

December 31, 2014

Date Received : December 19, 2014
 Description : Nabors Landfill

ESC Sample # : L740006-07

Sample ID : MW-7

Site ID :

Collected By : Darren Motley
 Collection Date : 12/16/14 14:52

Project # :

Parameter	Result	MDL	RDL	Units	Qualifier	Method	Date	Dil.
Chloroform	U	0.32	5.0	ug/l		8260B	12/22/14	1
Chloromethane	U	0.28	2.5	ug/l		8260B	12/22/14	1
Dibromomethane	U	0.35	1.0	ug/l		8260B	12/22/14	1
1,2-Dibromoethane	U	0.38	1.0	ug/l		8260B	12/22/14	1
1,2-Dibromo-3-Chloropropane	U	1.3	5.0	ug/l		8260B	12/22/14	1
1,2-Dichlorobenzene	U	0.35	1.0	ug/l		8260B	12/22/14	1
1,4-Dichlorobenzene	U	0.27	1.0	ug/l		8260B	12/22/14	1
trans-1,4-Dichloro-2-butene	U	0.87	2.5	ug/l		8260B	12/22/14	1
1,1-Dichloroethane	U	0.26	1.0	ug/l		8260B	12/22/14	1
1,2-Dichloroethane	U	0.36	1.0	ug/l		8260B	12/22/14	1
1,1-Dichloroethene	U	0.40	1.0	ug/l		8260B	12/22/14	1
cis-1,2-Dichloroethene	U	0.26	1.0	ug/l		8260B	12/22/14	1
trans-1,2-Dichloroethene	U	0.40	1.0	ug/l		8260B	12/22/14	1
1,2-Dichloropropane	U	0.31	1.0	ug/l		8260B	12/22/14	1
cis-1,3-Dichloropropene	U	0.42	1.0	ug/l		8260B	12/22/14	1
trans-1,3-Dichloropropene	U	0.42	1.0	ug/l		8260B	12/22/14	1
Ethylbenzene	U	0.38	1.0	ug/l		8260B	12/22/14	1
2-Hexanone	U	3.8	10.	ug/l		8260B	12/22/14	1
Iodomethane	U	1.7	10.	ug/l		8260B	12/22/14	1
2-Butanone (MEK)	U	3.9	15.	ug/l		8260B	12/22/14	1
Methylene Chloride	U	1.0	5.0	ug/l	J4	8260B	12/22/14	1
4-Methyl-2-pentanone (MIBK)	U	2.1	10.	ug/l		8260B	12/22/14	1
Styrene	U	0.31	1.0	ug/l		8260B	12/22/14	1
1,1,1,2-Tetrachloroethane	U	0.38	1.0	ug/l		8260B	12/22/14	1
1,1,2,2-Tetrachloroethane	U	0.13	1.0	ug/l		8260B	12/22/14	1
Tetrachloroethene	U	0.37	1.0	ug/l		8260B	12/22/14	1
Toluene	U	0.78	5.0	ug/l		8260B	12/22/14	1
1,1,1-Trichloroethane	U	0.32	1.0	ug/l		8260B	12/22/14	1
1,1,2-Trichloroethane	U	0.38	1.0	ug/l		8260B	12/22/14	1
Trichloroethene	U	0.40	1.0	ug/l		8260B	12/22/14	1
Trichlorofluoromethane	U	1.2	5.0	ug/l		8260B	12/22/14	1
1,2,3-Trichloropropane	U	0.81	2.5	ug/l		8260B	12/22/14	1
Vinyl acetate	U	1.6	10.	ug/l		8260B	12/22/14	1
Vinyl chloride	U	0.26	1.0	ug/l		8260B	12/22/14	1
Xylenes, Total	U	1.1	3.0	ug/l		8260B	12/22/14	1
Surrogate Recovery								
Toluene-d8	106.			% Rec.		8260B	12/22/14	1
Dibromofluoromethane	86.1			% Rec.		8260B	12/22/14	1
4-Bromofluorobenzene	110.			% Rec.		8260B	12/22/14	1

U = ND (Not Detected)
 RDL = Reported Detection Limit = LOQ = PQL = EQL = TRRP MQL
 MDL = Minimum Detection Limit = LOD = TRRP SDL

Note:
 The reported analytical results relate only to the sample submitted.
 This report shall not be reproduced, except in full, without the written approval from ESC.

Reported: 12/31/14 09:00 Printed: 12/31/14 09:03



12065 Lebanon Rd.
 Mt. Juliet, TN 37122
 (615) 758-5858
 1-800-767-5859
 Fax (615) 758-5859

Tax I.D. 62-0814289

Est. 1970

REPORT OF ANALYSIS

Stacie Whitmer
 Chimney Rock Consulting
 7529 Counts Massie Road
 North Little Rock, AR 72113

December 31, 2014

Date Received : December 19, 2014
 Description : Nabors Landfill
 Sample ID : CAO-1
 Collected By : Darren Motley
 Collection Date : 12/16/14 13:49

ESC Sample # : L740006-08

Site ID :

Project # :

Parameter	Result	MDL	RDL	Units	Qualifier	Method	Date	Dil.
Cyanide	U	1.8	5.0	ug/l		9012B	12/26/14	1
Sulfide	U	6.5	50.	ug/l		4500S2	12/20/14	1
TOC (Total Organic Carbon)	7300	100	1000	ug/l		9060A	12/29/14	1
Dissolved Solids	560000	2800	10000	ug/l		2540 C-	12/23/14	1
Antimony	U	0.21	2.0	ug/l		6020	12/30/14	1
Arsenic	37.	0.25	2.0	ug/l		6020	12/30/14	1
Beryllium	0.19	0.12	2.0	ug/l	J	6020	12/30/14	1
Cadmium	U	0.16	1.0	ug/l		6020	12/30/14	1
Copper	U	0.52	5.0	ug/l		6020	12/30/14	1
Lead	0.41	0.24	2.0	ug/l	J	6020	12/30/14	1
Selenium	1.0	0.38	2.0	ug/l	J	6020	12/30/14	1
Thallium	U	0.19	2.0	ug/l		6020	12/30/14	1
Tin	0.35	0.30	2.0	ug/l	J	6020	12/30/14	1
Zinc	13.	2.6	25.	ug/l	J	6020	12/30/14	1
Mercury	U	0.049	0.20	ug/l		7470A	12/26/14	1
Barium	280	1.7	5.0	ug/l		6010B	12/20/14	1
Chromium	1.6	1.4	10.	ug/l	J	6010B	12/20/14	1
Cobalt	20.	2.3	10.	ug/l		6010B	12/20/14	1
Iron	29000	14.	100	ug/l		6010B	12/20/14	1
Manganese	1800	1.2	10.	ug/l		6010B	12/20/14	1
Nickel	40.	4.9	20.	ug/l		6010B	12/20/14	1
Silver	U	2.8	10.	ug/l		6010B	12/20/14	1
Vanadium	U	2.4	20.	ug/l		6010B	12/20/14	1
Volatile Organics								
Acetone	U	10.	50.	ug/l		8260B	12/22/14	1
Acrylonitrile	U	1.9	10.	ug/l		8260B	12/22/14	1
Benzene	1.8	0.33	1.0	ug/l		8260B	12/22/14	1
Bromochloromethane	U	0.52	1.0	ug/l		8260B	12/22/14	1
Bromodichloromethane	U	0.38	1.0	ug/l		8260B	12/22/14	1
Bromoform	U	0.47	1.0	ug/l		8260B	12/22/14	1
Bromomethane	U	0.87	5.0	ug/l		8260B	12/22/14	1
Carbon disulfide	U	0.28	1.0	ug/l		8260B	12/22/14	1
Carbon tetrachloride	U	0.38	1.0	ug/l		8260B	12/22/14	1
Chlorobenzene	0.44	0.35	1.0	ug/l	J	8260B	12/22/14	1
Chlorodibromomethane	U	0.33	1.0	ug/l		8260B	12/22/14	1
Chloroethane	1.3	0.45	5.0	ug/l	J	8260B	12/22/14	1

U = ND (Not Detected)
 RDL = Reported Detection Limit = LOQ = PQL = EQL = TRRP MQL
 MDL = Minimum Detection Limit = LOD = TRRP SDL

Note:
 The reported analytical results relate only to the sample submitted.
 This report shall not be reproduced, except in full, without the written approval from ESC.

Reported: 12/31/14 09:00 Printed: 12/31/14 09:03



12065 Lebanon Rd.
 Mt. Juliet, TN 37122
 (615) 758-5858
 1-800-767-5859
 Fax (615) 758-5859

Tax I.D. 62-0814289

Est. 1970

REPORT OF ANALYSIS

Stacie Whitmer
 Chimney Rock Consulting
 7529 Counts Massie Road
 North Little Rock, AR 72113

December 31, 2014

Date Received : December 19, 2014
 Description : Nabors Landfill

ESC Sample # : L740006-08

Sample ID : CAO-1

Site ID :

Collected By : Darren Motley
 Collection Date : 12/16/14 13:49

Project # :

Parameter	Result	MDL	RDL	Units	Qualifier	Method	Date	Dil.
Chloroform	U	0.32	5.0	ug/l		8260B	12/22/14	1
Chloromethane	U	0.28	2.5	ug/l		8260B	12/22/14	1
Dibromomethane	U	0.35	1.0	ug/l		8260B	12/22/14	1
1,2-Dibromoethane	U	0.38	1.0	ug/l		8260B	12/22/14	1
1,2-Dibromo-3-Chloropropane	U	1.3	5.0	ug/l		8260B	12/22/14	1
1,2-Dichlorobenzene	U	0.35	1.0	ug/l		8260B	12/22/14	1
1,4-Dichlorobenzene	0.60	0.27	1.0	ug/l	J	8260B	12/22/14	1
trans-1,4-Dichloro-2-butene	U	0.87	2.5	ug/l		8260B	12/22/14	1
1,1-Dichloroethane	3.1	0.26	1.0	ug/l		8260B	12/22/14	1
1,2-Dichloroethane	U	0.36	1.0	ug/l		8260B	12/22/14	1
1,1-Dichloroethene	U	0.40	1.0	ug/l		8260B	12/22/14	1
cis-1,2-Dichloroethene	1.1	0.26	1.0	ug/l		8260B	12/22/14	1
trans-1,2-Dichloroethene	U	0.40	1.0	ug/l		8260B	12/22/14	1
1,2-Dichloropropane	U	0.31	1.0	ug/l		8260B	12/22/14	1
cis-1,3-Dichloropropene	U	0.42	1.0	ug/l		8260B	12/22/14	1
trans-1,3-Dichloropropene	U	0.42	1.0	ug/l		8260B	12/22/14	1
Ethylbenzene	U	0.38	1.0	ug/l		8260B	12/22/14	1
2-Hexanone	U	3.8	10.	ug/l		8260B	12/22/14	1
Iodomethane	U	1.7	10.	ug/l		8260B	12/22/14	1
2-Butanone (MEK)	U	3.9	15.	ug/l		8260B	12/22/14	1
Methylene Chloride	U	1.0	5.0	ug/l	J4	8260B	12/22/14	1
4-Methyl-2-pentanone (MIBK)	U	2.1	10.	ug/l		8260B	12/22/14	1
Styrene	U	0.31	1.0	ug/l		8260B	12/22/14	1
1,1,1,2-Tetrachloroethane	U	0.38	1.0	ug/l		8260B	12/22/14	1
1,1,2,2-Tetrachloroethane	U	0.13	1.0	ug/l		8260B	12/22/14	1
Tetrachloroethene	U	0.37	1.0	ug/l		8260B	12/22/14	1
Toluene	U	0.78	5.0	ug/l		8260B	12/22/14	1
1,1,1-Trichloroethane	U	0.32	1.0	ug/l		8260B	12/22/14	1
1,1,2-Trichloroethane	U	0.38	1.0	ug/l		8260B	12/22/14	1
Trichloroethene	U	0.40	1.0	ug/l		8260B	12/22/14	1
Trichlorofluoromethane	U	1.2	5.0	ug/l		8260B	12/22/14	1
1,2,3-Trichloropropane	U	0.81	2.5	ug/l		8260B	12/22/14	1
Vinyl acetate	U	1.6	10.	ug/l		8260B	12/22/14	1
Vinyl chloride	2.2	0.26	1.0	ug/l		8260B	12/22/14	1
Xylenes, Total	U	1.1	3.0	ug/l		8260B	12/22/14	1
Surrogate Recovery								
Toluene-d8	106.			% Rec.		8260B	12/22/14	1
Dibromofluoromethane	87.5			% Rec.		8260B	12/22/14	1
4-Bromofluorobenzene	106.			% Rec.		8260B	12/22/14	1

U = ND (Not Detected)

RDL = Reported Detection Limit = LOQ = PQL = EQL = TRRP MQL

MDL = Minimum Detection Limit = LOD = TRRP SDL

Note:

The reported analytical results relate only to the sample submitted.

This report shall not be reproduced, except in full, without the written approval from ESC.

Reported: 12/31/14 09:00 Printed: 12/31/14 09:03



12065 Lebanon Rd.
 Mt. Juliet, TN 37122
 (615) 758-5858
 1-800-767-5859
 Fax (615) 758-5859

Tax I.D. 62-0814289

Est. 1970

REPORT OF ANALYSIS

Stacie Whitmer
 Chimney Rock Consulting
 7529 Counts Massie Road
 North Little Rock, AR 72113

December 31, 2014

Date Received : December 19, 2014
 Description : Nabors Landfill
 Sample ID : CAO-2
 Collected By : Darren Motley
 Collection Date : 12/16/14 08:40

ESC Sample # : L740006-09
 Site ID :
 Project # :

Parameter	Result	MDL	RDL	Units	Qualifier	Method	Date	Dil.
Cyanide	U	1.8	5.0	ug/l		9012B	12/26/14	1
Sulfide	U	6.5	50.	ug/l		4500S2	12/20/14	1
TOC (Total Organic Carbon)	970	100	1000	ug/l	J	9060A	12/29/14	1
Dissolved Solids	500000	2800	10000	ug/l		2540 C-	12/23/14	1
Antimony	U	0.21	2.0	ug/l		6020	12/30/14	1
Arsenic	3.9	0.25	2.0	ug/l		6020	12/30/14	1
Beryllium	U	0.12	2.0	ug/l		6020	12/30/14	1
Cadmium	U	0.16	1.0	ug/l		6020	12/30/14	1
Copper	U	0.52	5.0	ug/l		6020	12/30/14	1
Lead	0.51	0.24	2.0	ug/l	J	6020	12/30/14	1
Selenium	U	0.38	2.0	ug/l		6020	12/30/14	1
Thallium	0.37	0.19	2.0	ug/l	J	6020	12/30/14	1
Tin	U	0.30	2.0	ug/l		6020	12/30/14	1
Zinc	11.	2.6	25.	ug/l	J	6020	12/30/14	1
Mercury	U	0.049	0.20	ug/l		7470A	12/26/14	1
Barium	110	1.7	5.0	ug/l		6010B	12/20/14	1
Chromium	U	1.4	10.	ug/l		6010B	12/20/14	1
Cobalt	U	2.3	10.	ug/l		6010B	12/20/14	1
Iron	92.	14.	100	ug/l	J	6010B	12/20/14	1
Manganese	120	1.2	10.	ug/l		6010B	12/20/14	1
Nickel	12.	4.9	20.	ug/l	J	6010B	12/20/14	1
Silver	U	2.8	10.	ug/l		6010B	12/20/14	1
Vanadium	U	2.4	20.	ug/l		6010B	12/20/14	1
Volatile Organics								
Acetone	U	10.	50.	ug/l		8260B	12/22/14	1
Acrylonitrile	U	1.9	10.	ug/l		8260B	12/22/14	1
Benzene	U	0.33	1.0	ug/l		8260B	12/22/14	1
Bromochloromethane	U	0.52	1.0	ug/l		8260B	12/22/14	1
Bromodichloromethane	U	0.38	1.0	ug/l		8260B	12/22/14	1
Bromoform	U	0.47	1.0	ug/l		8260B	12/22/14	1
Bromomethane	U	0.87	5.0	ug/l		8260B	12/22/14	1
Carbon disulfide	U	0.28	1.0	ug/l		8260B	12/22/14	1
Carbon tetrachloride	U	0.38	1.0	ug/l		8260B	12/22/14	1
Chlorobenzene	U	0.35	1.0	ug/l		8260B	12/22/14	1
Chlorodibromomethane	U	0.33	1.0	ug/l		8260B	12/22/14	1
Chloroethane	U	0.45	5.0	ug/l		8260B	12/22/14	1

U = ND (Not Detected)
 RDL = Reported Detection Limit = LOQ = PQL = EQL = TRRP MQL
 MDL = Minimum Detection Limit = LOD = TRRP SDL

Note:
 The reported analytical results relate only to the sample submitted.
 This report shall not be reproduced, except in full, without the written approval from ESC.

Reported: 12/31/14 09:00 Printed: 12/31/14 09:03



12065 Lebanon Rd.
 Mt. Juliet, TN 37122
 (615) 758-5858
 1-800-767-5859
 Fax (615) 758-5859

Tax I.D. 62-0814289

Est. 1970

REPORT OF ANALYSIS

Stacie Whitmer
 Chimney Rock Consulting
 7529 Counts Massie Road
 North Little Rock, AR 72113

December 31, 2014

Date Received : December 19, 2014
 Description : Nabors Landfill

ESC Sample # : L740006-09

Sample ID : CAO-2

Site ID :

Collected By : Darren Motley
 Collection Date : 12/16/14 08:40

Project # :

Parameter	Result	MDL	RDL	Units	Qualifier	Method	Date	Dil.
Chloroform	U	0.32	5.0	ug/l		8260B	12/22/14	1
Chloromethane	U	0.28	2.5	ug/l		8260B	12/22/14	1
Dibromomethane	U	0.35	1.0	ug/l		8260B	12/22/14	1
1,2-Dibromoethane	U	0.38	1.0	ug/l		8260B	12/22/14	1
1,2-Dibromo-3-Chloropropane	U	1.3	5.0	ug/l		8260B	12/22/14	1
1,2-Dichlorobenzene	U	0.35	1.0	ug/l		8260B	12/22/14	1
1,4-Dichlorobenzene	U	0.27	1.0	ug/l		8260B	12/22/14	1
trans-1,4-Dichloro-2-butene	U	0.87	2.5	ug/l		8260B	12/22/14	1
1,1-Dichloroethane	U	0.26	1.0	ug/l		8260B	12/22/14	1
1,2-Dichloroethane	U	0.36	1.0	ug/l		8260B	12/22/14	1
1,1-Dichloroethene	U	0.40	1.0	ug/l		8260B	12/22/14	1
cis-1,2-Dichloroethene	U	0.26	1.0	ug/l		8260B	12/22/14	1
trans-1,2-Dichloroethene	U	0.40	1.0	ug/l		8260B	12/22/14	1
1,2-Dichloropropane	U	0.31	1.0	ug/l		8260B	12/22/14	1
cis-1,3-Dichloropropene	U	0.42	1.0	ug/l		8260B	12/22/14	1
trans-1,3-Dichloropropene	U	0.42	1.0	ug/l		8260B	12/22/14	1
Ethylbenzene	U	0.38	1.0	ug/l		8260B	12/22/14	1
2-Hexanone	U	3.8	10.	ug/l		8260B	12/22/14	1
Iodomethane	U	1.7	10.	ug/l		8260B	12/22/14	1
2-Butanone (MEK)	U	3.9	15.	ug/l		8260B	12/22/14	1
Methylene Chloride	U	1.0	5.0	ug/l	J4	8260B	12/22/14	1
4-Methyl-2-pentanone (MIBK)	U	2.1	10.	ug/l		8260B	12/22/14	1
Styrene	U	0.31	1.0	ug/l		8260B	12/22/14	1
1,1,1,2-Tetrachloroethane	U	0.38	1.0	ug/l		8260B	12/22/14	1
1,1,2,2-Tetrachloroethane	U	0.13	1.0	ug/l		8260B	12/22/14	1
Tetrachloroethene	U	0.37	1.0	ug/l		8260B	12/22/14	1
Toluene	U	0.78	5.0	ug/l		8260B	12/22/14	1
1,1,1-Trichloroethane	U	0.32	1.0	ug/l		8260B	12/22/14	1
1,1,2-Trichloroethane	U	0.38	1.0	ug/l		8260B	12/22/14	1
Trichloroethene	U	0.40	1.0	ug/l		8260B	12/22/14	1
Trichlorofluoromethane	U	1.2	5.0	ug/l		8260B	12/22/14	1
1,2,3-Trichloropropane	U	0.81	2.5	ug/l		8260B	12/22/14	1
Vinyl acetate	U	1.6	10.	ug/l		8260B	12/22/14	1
Vinyl chloride	U	0.26	1.0	ug/l		8260B	12/22/14	1
Xylenes, Total	U	1.1	3.0	ug/l		8260B	12/22/14	1
Surrogate Recovery								
Toluene-d8	107.			% Rec.		8260B	12/22/14	1
Dibromofluoromethane	88.0			% Rec.		8260B	12/22/14	1
4-Bromofluorobenzene	111.			% Rec.		8260B	12/22/14	1

U = ND (Not Detected)
 RDL = Reported Detection Limit = LOQ = PQL = EQL = TRRP MQL
 MDL = Minimum Detection Limit = LOD = TRRP SDL

Note:
 The reported analytical results relate only to the sample submitted.
 This report shall not be reproduced, except in full, without the written approval from ESC.

Reported: 12/31/14 09:00 Printed: 12/31/14 09:03



12065 Lebanon Rd.
 Mt. Juliet, TN 37122
 (615) 758-5858
 1-800-767-5859
 Fax (615) 758-5859

Tax I.D. 62-0814289

Est. 1970

REPORT OF ANALYSIS

Stacie Whitmer
 Chimney Rock Consulting
 7529 Counts Massie Road
 North Little Rock, AR 72113

December 31, 2014

Date Received : December 19, 2014
 Description : Nabors Landfill

ESC Sample # : L740006-10

Sample ID : CAO-3

Site ID :

Collected By : Darren Motley
 Collection Date : 12/16/14 07:55

Project # :

Parameter	Result	MDL	RDL	Units	Qualifier	Method	Date	Dil.
Cyanide	U	1.8	5.0	ug/l		9012B	12/26/14	1
Sulfide	U	6.5	50.	ug/l		4500S2	12/20/14	1
TOC (Total Organic Carbon)	740	100	1000	ug/l	J	9060A	12/29/14	1
Dissolved Solids	330000	2800	10000	ug/l		2540 C-	12/23/14	1
Antimony	U	0.21	2.0	ug/l		6020	12/30/14	1
Arsenic	0.34	0.25	2.0	ug/l	J	6020	12/30/14	1
Beryllium	U	0.12	2.0	ug/l		6020	12/30/14	1
Cadmium	0.69	0.16	1.0	ug/l	J	6020	12/30/14	1
Copper	U	0.52	5.0	ug/l		6020	12/30/14	1
Lead	0.45	0.24	2.0	ug/l	J	6020	12/30/14	1
Selenium	U	0.38	2.0	ug/l		6020	12/30/14	1
Thallium	U	0.19	2.0	ug/l		6020	12/30/14	1
Tin	U	0.30	2.0	ug/l		6020	12/30/14	1
Zinc	24.	2.6	25.	ug/l	J	6020	12/30/14	1
Mercury	U	0.049	0.20	ug/l		7470A	12/26/14	1
Barium	44.	1.7	5.0	ug/l		6010B	12/20/14	1
Chromium	U	1.4	10.	ug/l		6010B	12/20/14	1
Cobalt	U	2.3	10.	ug/l		6010B	12/20/14	1
Iron	78.	14.	100	ug/l	J	6010B	12/20/14	1
Manganese	2.4	1.2	10.	ug/l	J	6010B	12/20/14	1
Nickel	11.	4.9	20.	ug/l	J	6010B	12/20/14	1
Silver	U	2.8	10.	ug/l		6010B	12/20/14	1
Vanadium	U	2.4	20.	ug/l		6010B	12/20/14	1
Volatile Organics								
Acetone	U	10.	50.	ug/l		8260B	12/22/14	1
Acrylonitrile	U	1.9	10.	ug/l		8260B	12/22/14	1
Benzene	U	0.33	1.0	ug/l		8260B	12/22/14	1
Bromochloromethane	U	0.52	1.0	ug/l		8260B	12/22/14	1
Bromodichloromethane	U	0.38	1.0	ug/l		8260B	12/22/14	1
Bromoform	U	0.47	1.0	ug/l		8260B	12/22/14	1
Bromomethane	U	0.87	5.0	ug/l		8260B	12/22/14	1
Carbon disulfide	U	0.28	1.0	ug/l		8260B	12/22/14	1
Carbon tetrachloride	U	0.38	1.0	ug/l		8260B	12/22/14	1
Chlorobenzene	U	0.35	1.0	ug/l		8260B	12/22/14	1
Chlorodibromomethane	U	0.33	1.0	ug/l		8260B	12/22/14	1
Chloroethane	U	0.45	5.0	ug/l		8260B	12/22/14	1

U = ND (Not Detected)
 RDL = Reported Detection Limit = LOQ = PQL = EQL = TRRP MQL
 MDL = Minimum Detection Limit = LOD = TRRP SDL

Note:
 The reported analytical results relate only to the sample submitted.
 This report shall not be reproduced, except in full, without the written approval from ESC.

Reported: 12/31/14 09:00 Printed: 12/31/14 09:03



12065 Lebanon Rd.
 Mt. Juliet, TN 37122
 (615) 758-5858
 1-800-767-5859
 Fax (615) 758-5859

Tax I.D. 62-0814289

Est. 1970

REPORT OF ANALYSIS

Stacie Whitmer
 Chimney Rock Consulting
 7529 Counts Massie Road
 North Little Rock, AR 72113

December 31, 2014

Date Received : December 19, 2014
 Description : Nabors Landfill

ESC Sample # : L740006-10

Sample ID : CAO-3

Site ID :

Collected By : Darren Motley
 Collection Date : 12/16/14 07:55

Project # :

Parameter	Result	MDL	RDL	Units	Qualifier	Method	Date	Dil.
Chloroform	U	0.32	5.0	ug/l		8260B	12/22/14	1
Chloromethane	U	0.28	2.5	ug/l		8260B	12/22/14	1
Dibromomethane	U	0.35	1.0	ug/l		8260B	12/22/14	1
1,2-Dibromoethane	U	0.38	1.0	ug/l		8260B	12/22/14	1
1,2-Dibromo-3-Chloropropane	U	1.3	5.0	ug/l		8260B	12/22/14	1
1,2-Dichlorobenzene	U	0.35	1.0	ug/l		8260B	12/22/14	1
1,4-Dichlorobenzene	U	0.27	1.0	ug/l		8260B	12/22/14	1
trans-1,4-Dichloro-2-butene	U	0.87	2.5	ug/l		8260B	12/22/14	1
1,1-Dichloroethane	U	0.26	1.0	ug/l		8260B	12/22/14	1
1,2-Dichloroethane	U	0.36	1.0	ug/l		8260B	12/22/14	1
1,1-Dichloroethene	U	0.40	1.0	ug/l		8260B	12/22/14	1
cis-1,2-Dichloroethene	U	0.26	1.0	ug/l		8260B	12/22/14	1
trans-1,2-Dichloroethene	U	0.40	1.0	ug/l		8260B	12/22/14	1
1,2-Dichloropropane	U	0.31	1.0	ug/l		8260B	12/22/14	1
cis-1,3-Dichloropropene	U	0.42	1.0	ug/l		8260B	12/22/14	1
trans-1,3-Dichloropropene	U	0.42	1.0	ug/l		8260B	12/22/14	1
Ethylbenzene	U	0.38	1.0	ug/l		8260B	12/22/14	1
2-Hexanone	U	3.8	10.	ug/l		8260B	12/22/14	1
Iodomethane	U	1.7	10.	ug/l		8260B	12/22/14	1
2-Butanone (MEK)	U	3.9	15.	ug/l		8260B	12/22/14	1
Methylene Chloride	U	1.0	5.0	ug/l	J4	8260B	12/22/14	1
4-Methyl-2-pentanone (MIBK)	U	2.1	10.	ug/l		8260B	12/22/14	1
Styrene	U	0.31	1.0	ug/l		8260B	12/22/14	1
1,1,1,2-Tetrachloroethane	U	0.38	1.0	ug/l		8260B	12/22/14	1
1,1,2,2-Tetrachloroethane	U	0.13	1.0	ug/l		8260B	12/22/14	1
Tetrachloroethene	U	0.37	1.0	ug/l		8260B	12/22/14	1
Toluene	U	0.78	5.0	ug/l		8260B	12/22/14	1
1,1,1-Trichloroethane	U	0.32	1.0	ug/l		8260B	12/22/14	1
1,1,2-Trichloroethane	U	0.38	1.0	ug/l		8260B	12/22/14	1
Trichloroethene	U	0.40	1.0	ug/l		8260B	12/22/14	1
Trichlorofluoromethane	U	1.2	5.0	ug/l		8260B	12/22/14	1
1,2,3-Trichloropropane	U	0.81	2.5	ug/l		8260B	12/22/14	1
Vinyl acetate	U	1.6	10.	ug/l		8260B	12/22/14	1
Vinyl chloride	U	0.26	1.0	ug/l		8260B	12/22/14	1
Xylenes, Total	U	1.1	3.0	ug/l		8260B	12/22/14	1
Surrogate Recovery								
Toluene-d8	105.			% Rec.		8260B	12/22/14	1
Dibromofluoromethane	87.3			% Rec.		8260B	12/22/14	1
4-Bromofluorobenzene	109.			% Rec.		8260B	12/22/14	1

U = ND (Not Detected)
 RDL = Reported Detection Limit = LOQ = PQL = EQL = TRRP MQL
 MDL = Minimum Detection Limit = LOD = TRRP SDL

Note:
 The reported analytical results relate only to the sample submitted.
 This report shall not be reproduced, except in full, without the written approval from ESC.

Reported: 12/31/14 09:00 Printed: 12/31/14 09:03



12065 Lebanon Rd.
 Mt. Juliet, TN 37122
 (615) 758-5858
 1-800-767-5859
 Fax (615) 758-5859

Tax I.D. 62-0814289

Est. 1970

REPORT OF ANALYSIS

Stacie Whitmer
 Chimney Rock Consulting
 7529 Counts Massie Road
 North Little Rock, AR 72113

December 31, 2014

Date Received : December 19, 2014
 Description : Nabors Landfill

ESC Sample # : L740006-11

Sample ID : NAB-1

Site ID :

Collected By : Darren Motley
 Collection Date : 12/18/14 08:05

Project # :

Parameter	Result	MDL	RDL	Units	Qualifier	Method	Date	Dil.
Cyanide	U	1.8	5.0	ug/l		9012B	12/26/14	1
Sulfide	U	6.5	50.	ug/l		4500S2	12/20/14	1
TOC (Total Organic Carbon)	140	100	1000	ug/l	J	9060A	12/29/14	1
Dissolved Solids	380000	2800	10000	ug/l		2540 C-	12/29/14	1
Antimony	U	0.21	2.0	ug/l		6020	12/30/14	1
Arsenic	6.2	0.25	2.0	ug/l		6020	12/30/14	1
Beryllium	U	0.12	2.0	ug/l		6020	12/30/14	1
Cadmium	0.20	0.16	1.0	ug/l	J	6020	12/30/14	1
Copper	U	0.52	5.0	ug/l		6020	12/30/14	1
Lead	0.30	0.24	2.0	ug/l	J	6020	12/30/14	1
Selenium	U	0.38	2.0	ug/l		6020	12/30/14	1
Thallium	U	0.19	2.0	ug/l		6020	12/30/14	1
Tin	U	0.30	2.0	ug/l		6020	12/30/14	1
Zinc	170	2.6	25.	ug/l		6020	12/30/14	1
Mercury	U	0.049	0.20	ug/l		7470A	12/26/14	1
Barium	31.	1.7	5.0	ug/l		6010B	12/20/14	1
Chromium	U	1.4	10.	ug/l		6010B	12/20/14	1
Cobalt	U	2.3	10.	ug/l		6010B	12/20/14	1
Iron	38.	14.	100	ug/l	J	6010B	12/20/14	1
Manganese	15.	1.2	10.	ug/l		6010B	12/20/14	1
Nickel	18.	4.9	20.	ug/l	J	6010B	12/20/14	1
Silver	U	2.8	10.	ug/l		6010B	12/20/14	1
Vanadium	U	2.4	20.	ug/l		6010B	12/20/14	1
Volatile Organics								
Acetone	U	10.	50.	ug/l		8260B	12/22/14	1
Acrylonitrile	U	1.9	10.	ug/l		8260B	12/22/14	1
Benzene	U	0.33	1.0	ug/l		8260B	12/22/14	1
Bromochloromethane	U	0.52	1.0	ug/l		8260B	12/22/14	1
Bromodichloromethane	U	0.38	1.0	ug/l		8260B	12/22/14	1
Bromoform	U	0.47	1.0	ug/l		8260B	12/22/14	1
Bromomethane	U	0.87	5.0	ug/l		8260B	12/22/14	1
Carbon disulfide	U	0.28	1.0	ug/l		8260B	12/22/14	1
Carbon tetrachloride	U	0.38	1.0	ug/l		8260B	12/22/14	1
Chlorobenzene	U	0.35	1.0	ug/l		8260B	12/22/14	1
Chlorodibromomethane	U	0.33	1.0	ug/l	J4	8260B	12/22/14	1
Chloroethane	U	0.45	5.0	ug/l		8260B	12/22/14	1

U = ND (Not Detected)
 RDL = Reported Detection Limit = LOQ = PQL = EQL = TRRP MQL
 MDL = Minimum Detection Limit = LOD = TRRP SDL

Note:
 The reported analytical results relate only to the sample submitted.
 This report shall not be reproduced, except in full, without the written approval from ESC.

Reported: 12/31/14 09:00 Printed: 12/31/14 09:03



12065 Lebanon Rd.
 Mt. Juliet, TN 37122
 (615) 758-5858
 1-800-767-5859
 Fax (615) 758-5859

Tax I.D. 62-0814289

Est. 1970

REPORT OF ANALYSIS

Stacie Whitmer
 Chimney Rock Consulting
 7529 Counts Massie Road
 North Little Rock, AR 72113

December 31, 2014

Date Received : December 19, 2014
 Description : Nabors Landfill

ESC Sample # : L740006-11

Sample ID : NAB-1

Site ID :

Collected By : Darren Motley
 Collection Date : 12/18/14 08:05

Project # :

Parameter	Result	MDL	RDL	Units	Qualifier	Method	Date	Dil.
Chloroform	U	0.32	5.0	ug/l		8260B	12/22/14	1
Chloromethane	U	0.28	2.5	ug/l		8260B	12/22/14	1
Dibromomethane	U	0.35	1.0	ug/l		8260B	12/22/14	1
1,2-Dibromoethane	U	0.38	1.0	ug/l		8260B	12/22/14	1
1,2-Dibromo-3-Chloropropane	U	1.3	5.0	ug/l		8260B	12/22/14	1
1,2-Dichlorobenzene	U	0.35	1.0	ug/l	J4	8260B	12/22/14	1
1,4-Dichlorobenzene	U	0.27	1.0	ug/l		8260B	12/22/14	1
trans-1,4-Dichloro-2-butene	U	0.87	2.5	ug/l		8260B	12/22/14	1
1,1-Dichloroethane	U	0.26	1.0	ug/l		8260B	12/22/14	1
1,2-Dichloroethane	U	0.36	1.0	ug/l		8260B	12/22/14	1
1,1-Dichloroethene	U	0.40	1.0	ug/l		8260B	12/22/14	1
cis-1,2-Dichloroethene	U	0.26	1.0	ug/l		8260B	12/22/14	1
trans-1,2-Dichloroethene	U	0.40	1.0	ug/l		8260B	12/22/14	1
1,2-Dichloropropane	U	0.31	1.0	ug/l		8260B	12/22/14	1
cis-1,3-Dichloropropene	U	0.42	1.0	ug/l		8260B	12/22/14	1
trans-1,3-Dichloropropene	U	0.42	1.0	ug/l		8260B	12/22/14	1
Ethylbenzene	U	0.38	1.0	ug/l		8260B	12/22/14	1
2-Hexanone	U	3.8	10.	ug/l		8260B	12/22/14	1
Iodomethane	U	1.7	10.	ug/l		8260B	12/22/14	1
2-Butanone (MEK)	U	3.9	15.	ug/l		8260B	12/22/14	1
Methylene Chloride	U	1.0	5.0	ug/l		8260B	12/22/14	1
4-Methyl-2-pentanone (MIBK)	U	2.1	10.	ug/l		8260B	12/22/14	1
Styrene	U	0.31	1.0	ug/l		8260B	12/22/14	1
1,1,1,2-Tetrachloroethane	U	0.38	1.0	ug/l		8260B	12/22/14	1
1,1,2,2-Tetrachloroethane	U	0.13	1.0	ug/l		8260B	12/22/14	1
Tetrachloroethene	U	0.37	1.0	ug/l		8260B	12/22/14	1
Toluene	U	0.78	5.0	ug/l		8260B	12/22/14	1
1,1,1-Trichloroethane	U	0.32	1.0	ug/l		8260B	12/22/14	1
1,1,2-Trichloroethane	U	0.38	1.0	ug/l		8260B	12/22/14	1
Trichloroethene	U	0.40	1.0	ug/l		8260B	12/22/14	1
Trichlorofluoromethane	U	1.2	5.0	ug/l		8260B	12/22/14	1
1,2,3-Trichloropropane	U	0.81	2.5	ug/l		8260B	12/22/14	1
Vinyl acetate	U	1.6	10.	ug/l	J4	8260B	12/22/14	1
Vinyl chloride	U	0.26	1.0	ug/l		8260B	12/22/14	1
Xylenes, Total	U	1.1	3.0	ug/l		8260B	12/22/14	1
Surrogate Recovery								
Toluene-d8	104.			% Rec.		8260B	12/22/14	1
Dibromofluoromethane	92.6			% Rec.		8260B	12/22/14	1
4-Bromofluorobenzene	105.			% Rec.		8260B	12/22/14	1

U = ND (Not Detected)
 RDL = Reported Detection Limit = LOQ = PQL = EQL = TRRP MQL
 MDL = Minimum Detection Limit = LOD = TRRP SDL

Note:
 The reported analytical results relate only to the sample submitted.
 This report shall not be reproduced, except in full, without the written approval from ESC.

Reported: 12/31/14 09:00 Printed: 12/31/14 09:03



12065 Lebanon Rd.
 Mt. Juliet, TN 37122
 (615) 758-5858
 1-800-767-5859
 Fax (615) 758-5859

Tax I.D. 62-0814289

Est. 1970

REPORT OF ANALYSIS

Stacie Whitmer
 Chimney Rock Consulting
 7529 Counts Massie Road
 North Little Rock, AR 72113

December 31, 2014

Date Received : December 19, 2014
 Description : Nabors Landfill

ESC Sample # : L740006-12

Sample ID : NAB-2

Site ID :

Collected By : Darren Motley
 Collection Date : 12/17/14 14:12

Project # :

Parameter	Result	MDL	RDL	Units	Qualifier	Method	Date	Dil.
Cyanide	U	1.8	5.0	ug/l		9012B	12/26/14	1
Sulfide	U	6.5	50.	ug/l		4500S2	12/20/14	1
TOC (Total Organic Carbon)	U	100	1000	ug/l		9060A	12/29/14	1
Dissolved Solids	400000	2800	10000	ug/l		2540 C-	12/24/14	1
Antimony	U	0.21	2.0	ug/l		6020	12/30/14	1
Arsenic	4.1	0.25	2.0	ug/l		6020	12/30/14	1
Beryllium	U	0.12	2.0	ug/l		6020	12/30/14	1
Cadmium	U	0.16	1.0	ug/l		6020	12/30/14	1
Copper	U	0.52	5.0	ug/l		6020	12/30/14	1
Lead	0.69	0.24	2.0	ug/l	J	6020	12/30/14	1
Selenium	U	0.38	2.0	ug/l		6020	12/30/14	1
Thallium	U	0.19	2.0	ug/l		6020	12/30/14	1
Tin	U	0.30	2.0	ug/l		6020	12/30/14	1
Zinc	42.	2.6	25.	ug/l		6020	12/30/14	1
Mercury	U	0.049	0.20	ug/l		7470A	12/26/14	1
Barium	34.	1.7	5.0	ug/l		6010B	12/20/14	1
Chromium	2.9	1.4	10.	ug/l	J	6010B	12/20/14	1
Cobalt	U	2.3	10.	ug/l		6010B	12/20/14	1
Iron	110	14.	100	ug/l		6010B	12/20/14	1
Manganese	15.	1.2	10.	ug/l		6010B	12/20/14	1
Nickel	16.	4.9	20.	ug/l	J	6010B	12/20/14	1
Silver	U	2.8	10.	ug/l		6010B	12/20/14	1
Vanadium	U	2.4	20.	ug/l		6010B	12/20/14	1
Volatile Organics								
Acetone	U	10.	50.	ug/l		8260B	12/22/14	1
Acrylonitrile	U	1.9	10.	ug/l		8260B	12/22/14	1
Benzene	U	0.33	1.0	ug/l		8260B	12/22/14	1
Bromochloromethane	U	0.52	1.0	ug/l		8260B	12/22/14	1
Bromodichloromethane	U	0.38	1.0	ug/l		8260B	12/22/14	1
Bromoform	U	0.47	1.0	ug/l		8260B	12/22/14	1
Bromomethane	U	0.87	5.0	ug/l		8260B	12/22/14	1
Carbon disulfide	U	0.28	1.0	ug/l		8260B	12/22/14	1
Carbon tetrachloride	U	0.38	1.0	ug/l		8260B	12/22/14	1
Chlorobenzene	U	0.35	1.0	ug/l		8260B	12/22/14	1
Chlorodibromomethane	U	0.33	1.0	ug/l	J4	8260B	12/22/14	1
Chloroethane	U	0.45	5.0	ug/l		8260B	12/22/14	1

U = ND (Not Detected)

RDL = Reported Detection Limit = LOQ = PQL = EQL = TRRP MQL

MDL = Minimum Detection Limit = LOD = TRRP SDL

Note:

The reported analytical results relate only to the sample submitted.

This report shall not be reproduced, except in full, without the written approval from ESC.

Reported: 12/31/14 09:00 Printed: 12/31/14 09:04



12065 Lebanon Rd.
 Mt. Juliet, TN 37122
 (615) 758-5858
 1-800-767-5859
 Fax (615) 758-5859

Tax I.D. 62-0814289

Est. 1970

REPORT OF ANALYSIS

Stacie Whitmer
 Chimney Rock Consulting
 7529 Counts Massie Road
 North Little Rock, AR 72113

December 31, 2014

Date Received : December 19, 2014
 Description : Nabors Landfill

ESC Sample # : L740006-12

Sample ID : NAB-2

Site ID :

Collected By : Darren Motley
 Collection Date : 12/17/14 14:12

Project # :

Parameter	Result	MDL	RDL	Units	Qualifier	Method	Date	Dil.
Chloroform	U	0.32	5.0	ug/l		8260B	12/22/14	1
Chloromethane	U	0.28	2.5	ug/l		8260B	12/22/14	1
Dibromomethane	U	0.35	1.0	ug/l		8260B	12/22/14	1
1,2-Dibromoethane	U	0.38	1.0	ug/l		8260B	12/22/14	1
1,2-Dibromo-3-Chloropropane	U	1.3	5.0	ug/l		8260B	12/22/14	1
1,2-Dichlorobenzene	U	0.35	1.0	ug/l	J4	8260B	12/22/14	1
1,4-Dichlorobenzene	U	0.27	1.0	ug/l		8260B	12/22/14	1
trans-1,4-Dichloro-2-butene	U	0.87	2.5	ug/l		8260B	12/22/14	1
1,1-Dichloroethane	U	0.26	1.0	ug/l		8260B	12/22/14	1
1,2-Dichloroethane	U	0.36	1.0	ug/l		8260B	12/22/14	1
1,1-Dichloroethene	U	0.40	1.0	ug/l		8260B	12/22/14	1
cis-1,2-Dichloroethene	U	0.26	1.0	ug/l		8260B	12/22/14	1
trans-1,2-Dichloroethene	U	0.40	1.0	ug/l		8260B	12/22/14	1
1,2-Dichloropropane	U	0.31	1.0	ug/l		8260B	12/22/14	1
cis-1,3-Dichloropropene	U	0.42	1.0	ug/l		8260B	12/22/14	1
trans-1,3-Dichloropropene	U	0.42	1.0	ug/l		8260B	12/22/14	1
Ethylbenzene	U	0.38	1.0	ug/l		8260B	12/22/14	1
2-Hexanone	U	3.8	10.	ug/l		8260B	12/22/14	1
Iodomethane	U	1.7	10.	ug/l		8260B	12/22/14	1
2-Butanone (MEK)	U	3.9	15.	ug/l		8260B	12/22/14	1
Methylene Chloride	U	1.0	5.0	ug/l		8260B	12/22/14	1
4-Methyl-2-pentanone (MIBK)	U	2.1	10.	ug/l		8260B	12/22/14	1
Styrene	U	0.31	1.0	ug/l		8260B	12/22/14	1
1,1,1,2-Tetrachloroethane	U	0.38	1.0	ug/l		8260B	12/22/14	1
1,1,2,2-Tetrachloroethane	U	0.13	1.0	ug/l		8260B	12/22/14	1
Tetrachloroethene	U	0.37	1.0	ug/l		8260B	12/22/14	1
Toluene	U	0.78	5.0	ug/l		8260B	12/22/14	1
1,1,1-Trichloroethane	U	0.32	1.0	ug/l		8260B	12/22/14	1
1,1,2-Trichloroethane	U	0.38	1.0	ug/l		8260B	12/22/14	1
Trichloroethene	U	0.40	1.0	ug/l		8260B	12/22/14	1
Trichlorofluoromethane	U	1.2	5.0	ug/l		8260B	12/22/14	1
1,2,3-Trichloropropane	U	0.81	2.5	ug/l		8260B	12/22/14	1
Vinyl acetate	U	1.6	10.	ug/l	J4	8260B	12/22/14	1
Vinyl chloride	U	0.26	1.0	ug/l		8260B	12/22/14	1
Xylenes, Total	U	1.1	3.0	ug/l		8260B	12/22/14	1
Surrogate Recovery								
Toluene-d8	104.			% Rec.		8260B	12/22/14	1
Dibromofluoromethane	95.2			% Rec.		8260B	12/22/14	1
4-Bromofluorobenzene	107.			% Rec.		8260B	12/22/14	1

U = ND (Not Detected)

RDL = Reported Detection Limit = LOQ = PQL = EQL = TRRP MQL

MDL = Minimum Detection Limit = LOD = TRRP SDL

Note:

The reported analytical results relate only to the sample submitted.

This report shall not be reproduced, except in full, without the written approval from ESC.

Reported: 12/31/14 09:00 Printed: 12/31/14 09:04



12065 Lebanon Rd.
 Mt. Juliet, TN 37122
 (615) 758-5858
 1-800-767-5859
 Fax (615) 758-5859

Tax I.D. 62-0814289

Est. 1970

REPORT OF ANALYSIS

Stacie Whitmer
 Chimney Rock Consulting
 7529 Counts Massie Road
 North Little Rock, AR 72113

December 31, 2014

Date Received : December 19, 2014
 Description : Nabors Landfill

ESC Sample # : L740006-13

Sample ID : NAB-3

Site ID :

Collected By : Darren Motley
 Collection Date : 12/17/14 09:43

Project # :

Parameter	Result	MDL	RDL	Units	Qualifier	Method	Date	Dil.
Cyanide	U	1.8	5.0	ug/l		9012B	12/26/14	1
Sulfide	U	6.5	50.	ug/l		4500S2	12/20/14	1
TOC (Total Organic Carbon)	920	100	1000	ug/l	J	9060A	12/29/14	1
Dissolved Solids	420000	2800	10000	ug/l		2540 C-	12/24/14	1
Antimony	U	0.21	2.0	ug/l		6020	12/30/14	1
Arsenic	0.66	0.25	2.0	ug/l	J	6020	12/30/14	1
Beryllium	U	0.12	2.0	ug/l		6020	12/30/14	1
Cadmium	0.44	0.16	1.0	ug/l	J	6020	12/30/14	1
Copper	U	0.52	5.0	ug/l		6020	12/30/14	1
Lead	0.55	0.24	2.0	ug/l	J	6020	12/30/14	1
Selenium	U	0.38	2.0	ug/l		6020	12/30/14	1
Thallium	U	0.19	2.0	ug/l		6020	12/30/14	1
Tin	U	0.30	2.0	ug/l		6020	12/30/14	1
Zinc	100	2.6	25.	ug/l		6020	12/30/14	1
Mercury	U	0.049	0.20	ug/l		7470A	12/26/14	1
Barium	46.	1.7	5.0	ug/l		6010B	12/20/14	1
Chromium	U	1.4	10.	ug/l		6010B	12/20/14	1
Cobalt	U	2.3	10.	ug/l		6010B	12/20/14	1
Iron	140	14.	100	ug/l		6010B	12/20/14	1
Manganese	17.	1.2	10.	ug/l		6010B	12/20/14	1
Nickel	11.	4.9	20.	ug/l	J	6010B	12/20/14	1
Silver	U	2.8	10.	ug/l		6010B	12/20/14	1
Vanadium	U	2.4	20.	ug/l		6010B	12/20/14	1
Volatile Organics								
Acetone	U	10.	50.	ug/l		8260B	12/22/14	1
Acrylonitrile	U	1.9	10.	ug/l		8260B	12/22/14	1
Benzene	U	0.33	1.0	ug/l		8260B	12/22/14	1
Bromochloromethane	U	0.52	1.0	ug/l		8260B	12/22/14	1
Bromodichloromethane	U	0.38	1.0	ug/l		8260B	12/22/14	1
Bromoform	U	0.47	1.0	ug/l		8260B	12/22/14	1
Bromomethane	U	0.87	5.0	ug/l		8260B	12/22/14	1
Carbon disulfide	U	0.28	1.0	ug/l		8260B	12/22/14	1
Carbon tetrachloride	U	0.38	1.0	ug/l		8260B	12/22/14	1
Chlorobenzene	U	0.35	1.0	ug/l		8260B	12/22/14	1
Chlorodibromomethane	U	0.33	1.0	ug/l	J4	8260B	12/22/14	1
Chloroethane	U	0.45	5.0	ug/l		8260B	12/22/14	1

U = ND (Not Detected)
 RDL = Reported Detection Limit = LOQ = PQL = EQL = TRRP MQL
 MDL = Minimum Detection Limit = LOD = TRRP SDL

Note:
 The reported analytical results relate only to the sample submitted.
 This report shall not be reproduced, except in full, without the written approval from ESC.

Reported: 12/31/14 09:00 Printed: 12/31/14 09:04



12065 Lebanon Rd.
 Mt. Juliet, TN 37122
 (615) 758-5858
 1-800-767-5859
 Fax (615) 758-5859

Tax I.D. 62-0814289

Est. 1970

REPORT OF ANALYSIS

Stacie Whitmer
 Chimney Rock Consulting
 7529 Counts Massie Road
 North Little Rock, AR 72113

December 31, 2014

Date Received : December 19, 2014
 Description : Nabors Landfill

ESC Sample # : L740006-13

Sample ID : NAB-3

Site ID :

Collected By : Darren Motley
 Collection Date : 12/17/14 09:43

Project # :

Parameter	Result	MDL	RDL	Units	Qualifier	Method	Date	Dil.
Chloroform	U	0.32	5.0	ug/l		8260B	12/22/14	1
Chloromethane	U	0.28	2.5	ug/l		8260B	12/22/14	1
Dibromomethane	U	0.35	1.0	ug/l		8260B	12/22/14	1
1,2-Dibromoethane	U	0.38	1.0	ug/l		8260B	12/22/14	1
1,2-Dibromo-3-Chloropropane	U	1.3	5.0	ug/l		8260B	12/22/14	1
1,2-Dichlorobenzene	U	0.35	1.0	ug/l	J4	8260B	12/22/14	1
1,4-Dichlorobenzene	U	0.27	1.0	ug/l		8260B	12/22/14	1
trans-1,4-Dichloro-2-butene	U	0.87	2.5	ug/l		8260B	12/22/14	1
1,1-Dichloroethane	U	0.26	1.0	ug/l		8260B	12/22/14	1
1,2-Dichloroethane	U	0.36	1.0	ug/l		8260B	12/22/14	1
1,1-Dichloroethene	U	0.40	1.0	ug/l		8260B	12/22/14	1
cis-1,2-Dichloroethene	U	0.26	1.0	ug/l		8260B	12/22/14	1
trans-1,2-Dichloroethene	U	0.40	1.0	ug/l		8260B	12/22/14	1
1,2-Dichloropropane	U	0.31	1.0	ug/l		8260B	12/22/14	1
cis-1,3-Dichloropropene	U	0.42	1.0	ug/l		8260B	12/22/14	1
trans-1,3-Dichloropropene	U	0.42	1.0	ug/l		8260B	12/22/14	1
Ethylbenzene	U	0.38	1.0	ug/l		8260B	12/22/14	1
2-Hexanone	U	3.8	10.	ug/l		8260B	12/22/14	1
Iodomethane	U	1.7	10.	ug/l		8260B	12/22/14	1
2-Butanone (MEK)	U	3.9	15.	ug/l		8260B	12/22/14	1
Methylene Chloride	U	1.0	5.0	ug/l		8260B	12/22/14	1
4-Methyl-2-pentanone (MIBK)	U	2.1	10.	ug/l		8260B	12/22/14	1
Styrene	U	0.31	1.0	ug/l		8260B	12/22/14	1
1,1,1,2-Tetrachloroethane	U	0.38	1.0	ug/l		8260B	12/22/14	1
1,1,2,2-Tetrachloroethane	U	0.13	1.0	ug/l		8260B	12/22/14	1
Tetrachloroethene	U	0.37	1.0	ug/l		8260B	12/22/14	1
Toluene	U	0.78	5.0	ug/l		8260B	12/22/14	1
1,1,1-Trichloroethane	U	0.32	1.0	ug/l		8260B	12/22/14	1
1,1,2-Trichloroethane	U	0.38	1.0	ug/l		8260B	12/22/14	1
Trichloroethene	U	0.40	1.0	ug/l		8260B	12/22/14	1
Trichlorofluoromethane	U	1.2	5.0	ug/l		8260B	12/22/14	1
1,2,3-Trichloropropane	U	0.81	2.5	ug/l		8260B	12/22/14	1
Vinyl acetate	U	1.6	10.	ug/l	J4	8260B	12/22/14	1
Vinyl chloride	U	0.26	1.0	ug/l		8260B	12/22/14	1
Xylenes, Total	U	1.1	3.0	ug/l		8260B	12/22/14	1
Surrogate Recovery								
Toluene-d8	104.			% Rec.		8260B	12/22/14	1
Dibromofluoromethane	94.6			% Rec.		8260B	12/22/14	1
4-Bromofluorobenzene	106.			% Rec.		8260B	12/22/14	1

U = ND (Not Detected)
 RDL = Reported Detection Limit = LOQ = PQL = EQL = TRRP MQL
 MDL = Minimum Detection Limit = LOD = TRRP SDL

Note:
 The reported analytical results relate only to the sample submitted.
 This report shall not be reproduced, except in full, without the written approval from ESC.

Reported: 12/31/14 09:00 Printed: 12/31/14 09:04



12065 Lebanon Rd.
 Mt. Juliet, TN 37122
 (615) 758-5858
 1-800-767-5859
 Fax (615) 758-5859

Tax I.D. 62-0814289

Est. 1970

REPORT OF ANALYSIS

Stacie Whitmer
 Chimney Rock Consulting
 7529 Counts Massie Road
 North Little Rock, AR 72113

December 31, 2014

Date Received : December 19, 2014
 Description : Nabors Landfill

ESC Sample # : L740006-14

Sample ID : NAB-4

Site ID :

Collected By : Darren Motley
 Collection Date : 12/15/14 12:55

Project # :

Parameter	Result	MDL	RDL	Units	Qualifier	Method	Date	Dil.
Cyanide	U	1.8	5.0	ug/l		9012B	12/26/14	1
Sulfide	U	6.5	50.	ug/l		4500S2	12/20/14	1
TOC (Total Organic Carbon)	370	100	1000	ug/l	J	9060A	12/29/14	1
Dissolved Solids	450000	2800	10000	ug/l		2540 C-	12/22/14	1
Antimony	U	0.21	2.0	ug/l		6020	12/30/14	1
Arsenic	7.2	0.25	2.0	ug/l		6020	12/30/14	1
Beryllium	U	0.12	2.0	ug/l		6020	12/30/14	1
Cadmium	0.96	0.16	1.0	ug/l	J	6020	12/30/14	1
Copper	U	0.52	5.0	ug/l		6020	12/30/14	1
Lead	0.40	0.24	2.0	ug/l	J	6020	12/30/14	1
Selenium	U	0.38	2.0	ug/l		6020	12/30/14	1
Thallium	0.57	0.19	2.0	ug/l	J	6020	12/30/14	1
Tin	U	0.30	2.0	ug/l		6020	12/30/14	1
Zinc	620	2.6	25.	ug/l		6020	12/30/14	1
Mercury	U	0.049	0.20	ug/l		7470A	12/26/14	1
Barium	29.	1.7	5.0	ug/l		6010B	12/20/14	1
Chromium	U	1.4	10.	ug/l		6010B	12/20/14	1
Cobalt	U	2.3	10.	ug/l		6010B	12/20/14	1
Iron	26.	14.	100	ug/l	J	6010B	12/20/14	1
Manganese	2.0	1.2	10.	ug/l	J	6010B	12/20/14	1
Nickel	21.	4.9	20.	ug/l		6010B	12/20/14	1
Silver	3.1	2.8	10.	ug/l	J	6010B	12/20/14	1
Vanadium	U	2.4	20.	ug/l		6010B	12/20/14	1
Volatile Organics								
Acetone	U	10.	50.	ug/l		8260B	12/22/14	1
Acrylonitrile	U	1.9	10.	ug/l		8260B	12/22/14	1
Benzene	U	0.33	1.0	ug/l		8260B	12/22/14	1
Bromochloromethane	U	0.52	1.0	ug/l		8260B	12/22/14	1
Bromodichloromethane	U	0.38	1.0	ug/l		8260B	12/22/14	1
Bromoform	U	0.47	1.0	ug/l		8260B	12/22/14	1
Bromomethane	U	0.87	5.0	ug/l		8260B	12/22/14	1
Carbon disulfide	U	0.28	1.0	ug/l		8260B	12/22/14	1
Carbon tetrachloride	U	0.38	1.0	ug/l		8260B	12/22/14	1
Chlorobenzene	U	0.35	1.0	ug/l		8260B	12/22/14	1
Chlorodibromomethane	U	0.33	1.0	ug/l	J4	8260B	12/22/14	1
Chloroethane	U	0.45	5.0	ug/l		8260B	12/22/14	1

U = ND (Not Detected)
 RDL = Reported Detection Limit = LOQ = PQL = EQL = TRRP MQL
 MDL = Minimum Detection Limit = LOD = TRRP SDL

Note:
 The reported analytical results relate only to the sample submitted.
 This report shall not be reproduced, except in full, without the written approval from ESC.

Reported: 12/31/14 09:00 Printed: 12/31/14 09:04



12065 Lebanon Rd.
 Mt. Juliet, TN 37122
 (615) 758-5858
 1-800-767-5859
 Fax (615) 758-5859

Tax I.D. 62-0814289

Est. 1970

REPORT OF ANALYSIS

Stacie Whitmer
 Chimney Rock Consulting
 7529 Counts Massie Road
 North Little Rock, AR 72113

December 31, 2014

Date Received : December 19, 2014
 Description : Nabors Landfill

ESC Sample # : L740006-14

Sample ID : NAB-4

Site ID :

Collected By : Darren Motley
 Collection Date : 12/15/14 12:55

Project # :

Parameter	Result	MDL	RDL	Units	Qualifier	Method	Date	Dil.
Chloroform	U	0.32	5.0	ug/l		8260B	12/22/14	1
Chloromethane	U	0.28	2.5	ug/l		8260B	12/22/14	1
Dibromomethane	U	0.35	1.0	ug/l		8260B	12/22/14	1
1,2-Dibromoethane	U	0.38	1.0	ug/l		8260B	12/22/14	1
1,2-Dibromo-3-Chloropropane	U	1.3	5.0	ug/l		8260B	12/22/14	1
1,2-Dichlorobenzene	U	0.35	1.0	ug/l	J4	8260B	12/22/14	1
1,4-Dichlorobenzene	U	0.27	1.0	ug/l		8260B	12/22/14	1
trans-1,4-Dichloro-2-butene	U	0.87	2.5	ug/l		8260B	12/22/14	1
1,1-Dichloroethane	U	0.26	1.0	ug/l		8260B	12/22/14	1
1,2-Dichloroethane	U	0.36	1.0	ug/l		8260B	12/22/14	1
1,1-Dichloroethene	U	0.40	1.0	ug/l		8260B	12/22/14	1
cis-1,2-Dichloroethene	U	0.26	1.0	ug/l		8260B	12/22/14	1
trans-1,2-Dichloroethene	U	0.40	1.0	ug/l		8260B	12/22/14	1
1,2-Dichloropropane	U	0.31	1.0	ug/l		8260B	12/22/14	1
cis-1,3-Dichloropropene	U	0.42	1.0	ug/l		8260B	12/22/14	1
trans-1,3-Dichloropropene	U	0.42	1.0	ug/l		8260B	12/22/14	1
Ethylbenzene	U	0.38	1.0	ug/l		8260B	12/22/14	1
2-Hexanone	U	3.8	10.	ug/l		8260B	12/22/14	1
Iodomethane	U	1.7	10.	ug/l		8260B	12/22/14	1
2-Butanone (MEK)	U	3.9	15.	ug/l		8260B	12/22/14	1
Methylene Chloride	U	1.0	5.0	ug/l		8260B	12/22/14	1
4-Methyl-2-pentanone (MIBK)	U	2.1	10.	ug/l		8260B	12/22/14	1
Styrene	U	0.31	1.0	ug/l		8260B	12/22/14	1
1,1,1,2-Tetrachloroethane	U	0.38	1.0	ug/l		8260B	12/22/14	1
1,1,2,2-Tetrachloroethane	U	0.13	1.0	ug/l		8260B	12/22/14	1
Tetrachloroethene	U	0.37	1.0	ug/l		8260B	12/22/14	1
Toluene	U	0.78	5.0	ug/l		8260B	12/22/14	1
1,1,1-Trichloroethane	U	0.32	1.0	ug/l		8260B	12/22/14	1
1,1,2-Trichloroethane	U	0.38	1.0	ug/l		8260B	12/22/14	1
Trichloroethene	U	0.40	1.0	ug/l		8260B	12/22/14	1
Trichlorofluoromethane	U	1.2	5.0	ug/l		8260B	12/22/14	1
1,2,3-Trichloropropane	U	0.81	2.5	ug/l		8260B	12/22/14	1
Vinyl acetate	U	1.6	10.	ug/l	J4	8260B	12/22/14	1
Vinyl chloride	U	0.26	1.0	ug/l		8260B	12/22/14	1
Xylenes, Total	U	1.1	3.0	ug/l		8260B	12/22/14	1
Surrogate Recovery								
Toluene-d8	103.			% Rec.		8260B	12/22/14	1
Dibromofluoromethane	94.3			% Rec.		8260B	12/22/14	1
4-Bromofluorobenzene	105.			% Rec.		8260B	12/22/14	1

U = ND (Not Detected)

RDL = Reported Detection Limit = LOQ = PQL = EQL = TRRP MQL

MDL = Minimum Detection Limit = LOD = TRRP SDL

Note:

The reported analytical results relate only to the sample submitted.

This report shall not be reproduced, except in full, without the written approval from ESC.

Reported: 12/31/14 09:00 Printed: 12/31/14 09:04



12065 Lebanon Rd.
 Mt. Juliet, TN 37122
 (615) 758-5858
 1-800-767-5859
 Fax (615) 758-5859

Tax I.D. 62-0814289

Est. 1970

REPORT OF ANALYSIS

Stacie Whitmer
 Chimney Rock Consulting
 7529 Counts Massie Road
 North Little Rock, AR 72113

December 31, 2014

Date Received : December 19, 2014
 Description : Nabors Landfill

ESC Sample # : L740006-15

Sample ID : NAB-7

Site ID :

Collected By : Darren Motley
 Collection Date : 12/18/14 09:08

Project # :

Parameter	Result	MDL	RDL	Units	Qualifier	Method	Date	Dil.
Cyanide	U	1.8	5.0	ug/l		9012B	12/26/14	1
Sulfide	U	6.5	50.	ug/l		4500S2	12/20/14	1
TOC (Total Organic Carbon)	1300	100	1000	ug/l		9060A	12/29/14	1
Dissolved Solids	350000	2800	10000	ug/l		2540 C-	12/29/14	1
Antimony	U	0.21	2.0	ug/l		6020	12/30/14	1
Arsenic	2.5	0.25	2.0	ug/l		6020	12/30/14	1
Beryllium	U	0.12	2.0	ug/l		6020	12/30/14	1
Cadmium	U	0.16	1.0	ug/l		6020	12/30/14	1
Copper	U	0.52	5.0	ug/l		6020	12/30/14	1
Lead	2.1	0.24	2.0	ug/l		6020	12/30/14	1
Selenium	U	0.38	2.0	ug/l		6020	12/30/14	1
Thallium	U	0.19	2.0	ug/l		6020	12/30/14	1
Tin	U	0.30	2.0	ug/l		6020	12/30/14	1
Zinc	52.	2.6	25.	ug/l		6020	12/30/14	1
Mercury	U	0.049	0.20	ug/l		7470A	12/26/14	1
Barium	25.	1.7	5.0	ug/l		6010B	12/20/14	1
Chromium	U	1.4	10.	ug/l		6010B	12/20/14	1
Cobalt	U	2.3	10.	ug/l		6010B	12/20/14	1
Iron	98.	14.	100	ug/l	J	6010B	12/20/14	1
Manganese	5.5	1.2	10.	ug/l	J	6010B	12/20/14	1
Nickel	16.	4.9	20.	ug/l	J	6010B	12/20/14	1
Silver	U	2.8	10.	ug/l		6010B	12/20/14	1
Vanadium	U	2.4	20.	ug/l		6010B	12/20/14	1
Volatile Organics								
Acetone	U	10.	50.	ug/l		8260B	12/22/14	1
Acrylonitrile	U	1.9	10.	ug/l		8260B	12/22/14	1
Benzene	U	0.33	1.0	ug/l		8260B	12/22/14	1
Bromochloromethane	U	0.52	1.0	ug/l		8260B	12/22/14	1
Bromodichloromethane	U	0.38	1.0	ug/l		8260B	12/22/14	1
Bromoform	U	0.47	1.0	ug/l		8260B	12/22/14	1
Bromomethane	U	0.87	5.0	ug/l		8260B	12/22/14	1
Carbon disulfide	U	0.28	1.0	ug/l		8260B	12/22/14	1
Carbon tetrachloride	U	0.38	1.0	ug/l		8260B	12/22/14	1
Chlorobenzene	U	0.35	1.0	ug/l		8260B	12/22/14	1
Chlorodibromomethane	U	0.33	1.0	ug/l	J4	8260B	12/22/14	1
Chloroethane	U	0.45	5.0	ug/l		8260B	12/22/14	1

U = ND (Not Detected)
 RDL = Reported Detection Limit = LOQ = PQL = EQL = TRRP MQL
 MDL = Minimum Detection Limit = LOD = TRRP SDL

Note:
 The reported analytical results relate only to the sample submitted.
 This report shall not be reproduced, except in full, without the written approval from ESC.

Reported: 12/31/14 09:00 Printed: 12/31/14 09:04



12065 Lebanon Rd.
 Mt. Juliet, TN 37122
 (615) 758-5858
 1-800-767-5859
 Fax (615) 758-5859

Tax I.D. 62-0814289

Est. 1970

REPORT OF ANALYSIS

Stacie Whitmer
 Chimney Rock Consulting
 7529 Counts Massie Road
 North Little Rock, AR 72113

December 31, 2014

Date Received : December 19, 2014
 Description : Nabors Landfill

ESC Sample # : L740006-15

Sample ID : NAB-7

Site ID :

Collected By : Darren Motley
 Collection Date : 12/18/14 09:08

Project # :

Parameter	Result	MDL	RDL	Units	Qualifier	Method	Date	Dil.
Chloroform	U	0.32	5.0	ug/l		8260B	12/22/14	1
Chloromethane	U	0.28	2.5	ug/l		8260B	12/22/14	1
Dibromomethane	U	0.35	1.0	ug/l		8260B	12/22/14	1
1,2-Dibromoethane	U	0.38	1.0	ug/l		8260B	12/22/14	1
1,2-Dibromo-3-Chloropropane	U	1.3	5.0	ug/l		8260B	12/22/14	1
1,2-Dichlorobenzene	U	0.35	1.0	ug/l	J4	8260B	12/22/14	1
1,4-Dichlorobenzene	U	0.27	1.0	ug/l		8260B	12/22/14	1
trans-1,4-Dichloro-2-butene	U	0.87	2.5	ug/l		8260B	12/22/14	1
1,1-Dichloroethane	U	0.26	1.0	ug/l		8260B	12/22/14	1
1,2-Dichloroethane	U	0.36	1.0	ug/l		8260B	12/22/14	1
1,1-Dichloroethene	U	0.40	1.0	ug/l		8260B	12/22/14	1
cis-1,2-Dichloroethene	U	0.26	1.0	ug/l		8260B	12/22/14	1
trans-1,2-Dichloroethene	U	0.40	1.0	ug/l		8260B	12/22/14	1
1,2-Dichloropropane	U	0.31	1.0	ug/l		8260B	12/22/14	1
cis-1,3-Dichloropropene	U	0.42	1.0	ug/l		8260B	12/22/14	1
trans-1,3-Dichloropropene	U	0.42	1.0	ug/l		8260B	12/22/14	1
Ethylbenzene	U	0.38	1.0	ug/l		8260B	12/22/14	1
2-Hexanone	U	3.8	10.	ug/l		8260B	12/22/14	1
Iodomethane	U	1.7	10.	ug/l		8260B	12/22/14	1
2-Butanone (MEK)	U	3.9	15.	ug/l		8260B	12/22/14	1
Methylene Chloride	U	1.0	5.0	ug/l		8260B	12/22/14	1
4-Methyl-2-pentanone (MIBK)	U	2.1	10.	ug/l		8260B	12/22/14	1
Styrene	U	0.31	1.0	ug/l		8260B	12/22/14	1
1,1,1,2-Tetrachloroethane	U	0.38	1.0	ug/l		8260B	12/22/14	1
1,1,2,2-Tetrachloroethane	U	0.13	1.0	ug/l		8260B	12/22/14	1
Tetrachloroethene	U	0.37	1.0	ug/l		8260B	12/22/14	1
Toluene	U	0.78	5.0	ug/l		8260B	12/22/14	1
1,1,1-Trichloroethane	U	0.32	1.0	ug/l		8260B	12/22/14	1
1,1,2-Trichloroethane	U	0.38	1.0	ug/l		8260B	12/22/14	1
Trichloroethene	U	0.40	1.0	ug/l		8260B	12/22/14	1
Trichlorofluoromethane	U	1.2	5.0	ug/l		8260B	12/22/14	1
1,2,3-Trichloropropane	U	0.81	2.5	ug/l		8260B	12/22/14	1
Vinyl acetate	U	1.6	10.	ug/l	J4	8260B	12/22/14	1
Vinyl chloride	U	0.26	1.0	ug/l		8260B	12/22/14	1
Xylenes, Total	U	1.1	3.0	ug/l		8260B	12/22/14	1
Surrogate Recovery								
Toluene-d8	104.			% Rec.		8260B	12/22/14	1
Dibromofluoromethane	94.8			% Rec.		8260B	12/22/14	1
4-Bromofluorobenzene	106.			% Rec.		8260B	12/22/14	1

U = ND (Not Detected)
 RDL = Reported Detection Limit = LOQ = PQL = EQL = TRRP MQL
 MDL = Minimum Detection Limit = LOD = TRRP SDL

Note:
 The reported analytical results relate only to the sample submitted.
 This report shall not be reproduced, except in full, without the written approval from ESC.

Reported: 12/31/14 09:00 Printed: 12/31/14 09:04



12065 Lebanon Rd.
 Mt. Juliet, TN 37122
 (615) 758-5858
 1-800-767-5859
 Fax (615) 758-5859

Tax I.D. 62-0814289

Est. 1970

REPORT OF ANALYSIS

Stacie Whitmer
 Chimney Rock Consulting
 7529 Counts Massie Road
 North Little Rock, AR 72113

December 31, 2014

Date Received : December 19, 2014
 Description : Nabors Landfill

ESC Sample # : L740006-16

Sample ID : NAB-8

Site ID :

Collected By : Darren Motley
 Collection Date : 12/15/14 07:25

Project # :

Parameter	Result	MDL	RDL	Units	Qualifier	Method	Date	Dil.
Cyanide	U	1.8	5.0	ug/l		9012B	12/26/14	1
Sulfide	U	6.5	50.	ug/l		4500S2	12/20/14	1
TOC (Total Organic Carbon)	1500	100	1000	ug/l		9060A	12/29/14	1
Dissolved Solids	320000	2800	10000	ug/l		2540 C-	12/22/14	1
Antimony	U	0.21	2.0	ug/l		6020	12/30/14	1
Arsenic	1.6	0.25	2.0	ug/l	J	6020	12/30/14	1
Beryllium	U	0.12	2.0	ug/l		6020	12/30/14	1
Cadmium	0.16	0.16	1.0	ug/l	J	6020	12/30/14	1
Copper	U	0.52	5.0	ug/l		6020	12/30/14	1
Lead	0.99	0.24	2.0	ug/l	J	6020	12/30/14	1
Selenium	U	0.38	2.0	ug/l		6020	12/30/14	1
Thallium	U	0.19	2.0	ug/l		6020	12/30/14	1
Tin	U	0.30	2.0	ug/l		6020	12/30/14	1
Zinc	6.1	2.6	25.	ug/l	J	6020	12/30/14	1
Mercury	U	0.049	0.20	ug/l		7470A	12/26/14	1
Barium	34.	1.7	5.0	ug/l		6010B	12/20/14	1
Chromium	4.1	1.4	10.	ug/l	J	6010B	12/20/14	1
Cobalt	U	2.3	10.	ug/l		6010B	12/20/14	1
Iron	77.	14.	100	ug/l	J	6010B	12/20/14	1
Manganese	4.8	1.2	10.	ug/l	J	6010B	12/20/14	1
Nickel	13.	4.9	20.	ug/l	J	6010B	12/20/14	1
Silver	U	2.8	10.	ug/l		6010B	12/20/14	1
Vanadium	U	2.4	20.	ug/l		6010B	12/20/14	1
Volatile Organics								
Acetone	U	10.	50.	ug/l		8260B	12/22/14	1
Acrylonitrile	U	1.9	10.	ug/l		8260B	12/22/14	1
Benzene	U	0.33	1.0	ug/l		8260B	12/22/14	1
Bromochloromethane	U	0.52	1.0	ug/l		8260B	12/22/14	1
Bromodichloromethane	U	0.38	1.0	ug/l		8260B	12/22/14	1
Bromoform	U	0.47	1.0	ug/l		8260B	12/22/14	1
Bromomethane	U	0.87	5.0	ug/l		8260B	12/22/14	1
Carbon disulfide	U	0.28	1.0	ug/l		8260B	12/22/14	1
Carbon tetrachloride	U	0.38	1.0	ug/l		8260B	12/22/14	1
Chlorobenzene	U	0.35	1.0	ug/l		8260B	12/22/14	1
Chlorodibromomethane	U	0.33	1.0	ug/l	J4	8260B	12/22/14	1
Chloroethane	U	0.45	5.0	ug/l		8260B	12/22/14	1

U = ND (Not Detected)
 RDL = Reported Detection Limit = LOQ = PQL = EQL = TRRP MQL
 MDL = Minimum Detection Limit = LOD = TRRP SDL

Note:
 The reported analytical results relate only to the sample submitted.
 This report shall not be reproduced, except in full, without the written approval from ESC.

Reported: 12/31/14 09:00 Printed: 12/31/14 09:04



12065 Lebanon Rd.
 Mt. Juliet, TN 37122
 (615) 758-5858
 1-800-767-5859
 Fax (615) 758-5859

Tax I.D. 62-0814289

Est. 1970

REPORT OF ANALYSIS

Stacie Whitmer
 Chimney Rock Consulting
 7529 Counts Massie Road
 North Little Rock, AR 72113

December 31, 2014

Date Received : December 19, 2014
 Description : Nabors Landfill

ESC Sample # : L740006-16

Sample ID : NAB-8

Site ID :

Collected By : Darren Motley
 Collection Date : 12/15/14 07:25

Project # :

Parameter	Result	MDL	RDL	Units	Qualifier	Method	Date	Dil.
Chloroform	U	0.32	5.0	ug/l		8260B	12/22/14	1
Chloromethane	U	0.28	2.5	ug/l		8260B	12/22/14	1
Dibromomethane	U	0.35	1.0	ug/l		8260B	12/22/14	1
1,2-Dibromoethane	U	0.38	1.0	ug/l		8260B	12/22/14	1
1,2-Dibromo-3-Chloropropane	U	1.3	5.0	ug/l		8260B	12/22/14	1
1,2-Dichlorobenzene	U	0.35	1.0	ug/l	J4	8260B	12/22/14	1
1,4-Dichlorobenzene	U	0.27	1.0	ug/l		8260B	12/22/14	1
trans-1,4-Dichloro-2-butene	U	0.87	2.5	ug/l		8260B	12/22/14	1
1,1-Dichloroethane	U	0.26	1.0	ug/l		8260B	12/22/14	1
1,2-Dichloroethane	U	0.36	1.0	ug/l		8260B	12/22/14	1
1,1-Dichloroethene	U	0.40	1.0	ug/l		8260B	12/22/14	1
cis-1,2-Dichloroethene	U	0.26	1.0	ug/l		8260B	12/22/14	1
trans-1,2-Dichloroethene	U	0.40	1.0	ug/l		8260B	12/22/14	1
1,2-Dichloropropane	U	0.31	1.0	ug/l		8260B	12/22/14	1
cis-1,3-Dichloropropene	U	0.42	1.0	ug/l		8260B	12/22/14	1
trans-1,3-Dichloropropene	U	0.42	1.0	ug/l		8260B	12/22/14	1
Ethylbenzene	U	0.38	1.0	ug/l		8260B	12/22/14	1
2-Hexanone	U	3.8	10.	ug/l		8260B	12/22/14	1
Iodomethane	U	1.7	10.	ug/l		8260B	12/22/14	1
2-Butanone (MEK)	U	3.9	15.	ug/l		8260B	12/22/14	1
Methylene Chloride	U	1.0	5.0	ug/l		8260B	12/22/14	1
4-Methyl-2-pentanone (MIBK)	U	2.1	10.	ug/l		8260B	12/22/14	1
Styrene	U	0.31	1.0	ug/l		8260B	12/22/14	1
1,1,1,2-Tetrachloroethane	U	0.38	1.0	ug/l		8260B	12/22/14	1
1,1,2,2-Tetrachloroethane	U	0.13	1.0	ug/l		8260B	12/22/14	1
Tetrachloroethene	U	0.37	1.0	ug/l		8260B	12/22/14	1
Toluene	U	0.78	5.0	ug/l		8260B	12/22/14	1
1,1,1-Trichloroethane	U	0.32	1.0	ug/l		8260B	12/22/14	1
1,1,2-Trichloroethane	U	0.38	1.0	ug/l		8260B	12/22/14	1
Trichloroethene	U	0.40	1.0	ug/l		8260B	12/22/14	1
Trichlorofluoromethane	U	1.2	5.0	ug/l		8260B	12/22/14	1
1,2,3-Trichloropropane	U	0.81	2.5	ug/l		8260B	12/22/14	1
Vinyl acetate	U	1.6	10.	ug/l	J4	8260B	12/22/14	1
Vinyl chloride	U	0.26	1.0	ug/l		8260B	12/22/14	1
Xylenes, Total	U	1.1	3.0	ug/l		8260B	12/22/14	1
Surrogate Recovery								
Toluene-d8	104.			% Rec.		8260B	12/22/14	1
Dibromofluoromethane	93.9			% Rec.		8260B	12/22/14	1
4-Bromofluorobenzene	106.			% Rec.		8260B	12/22/14	1

U = ND (Not Detected)

RDL = Reported Detection Limit = LOQ = PQL = EQL = TRRP MQL

MDL = Minimum Detection Limit = LOD = TRRP SDL

Note:

The reported analytical results relate only to the sample submitted.

This report shall not be reproduced, except in full, without the written approval from ESC.

Reported: 12/31/14 09:00 Printed: 12/31/14 09:04



12065 Lebanon Rd.
 Mt. Juliet, TN 37122
 (615) 758-5858
 1-800-767-5859
 Fax (615) 758-5859

Tax I.D. 62-0814289

Est. 1970

REPORT OF ANALYSIS

Stacie Whitmer
 Chimney Rock Consulting
 7529 Counts Massie Road
 North Little Rock, AR 72113

December 31, 2014

Date Received : December 19, 2014
 Description : Nabors Landfill
 Sample ID : MW-509D
 Collected By : Darren Motley
 Collection Date : 12/17/14 16:29

ESC Sample # : L740006-17
 Site ID :
 Project # :

Parameter	Result	MDL	RDL	Units	Qualifier	Method	Date	Dil.
Cyanide	U	1.8	5.0	ug/l		9012B	12/26/14	1
Sulfide	U	6.5	50.	ug/l		4500S2	12/20/14	1
TOC (Total Organic Carbon)	U	100	1000	ug/l		9060A	12/29/14	1
Dissolved Solids	430000	2800	10000	ug/l		2540 C-	12/24/14	1
Antimony	U	0.21	2.0	ug/l		6020	12/30/14	1
Arsenic	1.1	0.25	2.0	ug/l	J	6020	12/30/14	1
Beryllium	0.17	0.12	2.0	ug/l	J	6020	12/30/14	1
Cadmium	5.8	0.16	1.0	ug/l		6020	12/30/14	1
Copper	0.99	0.52	5.0	ug/l	J	6020	12/30/14	1
Lead	3.2	0.24	2.0	ug/l		6020	12/30/14	1
Selenium	U	0.38	2.0	ug/l		6020	12/30/14	1
Thallium	U	0.19	2.0	ug/l		6020	12/30/14	1
Tin	U	0.30	2.0	ug/l		6020	12/30/14	1
Zinc	410	2.6	25.	ug/l		6020	12/30/14	1
Mercury	U	0.049	0.20	ug/l		7470A	12/26/14	1
Barium	32.	1.7	5.0	ug/l		6010B	12/21/14	1
Chromium	6.0	1.4	10.	ug/l	J	6010B	12/21/14	1
Cobalt	U	2.3	10.	ug/l		6010B	12/21/14	1
Iron	500	14.	100	ug/l		6010B	12/21/14	1
Manganese	19.	1.2	10.	ug/l		6010B	12/21/14	1
Nickel	19.	4.9	20.	ug/l	J	6010B	12/21/14	1
Silver	U	2.8	10.	ug/l		6010B	12/21/14	1
Vanadium	U	2.4	20.	ug/l		6010B	12/21/14	1
Volatile Organics								
Acetone	U	10.	50.	ug/l		8260B	12/22/14	1
Acrylonitrile	U	1.9	10.	ug/l		8260B	12/22/14	1
Benzene	U	0.33	1.0	ug/l		8260B	12/22/14	1
Bromochloromethane	U	0.52	1.0	ug/l		8260B	12/22/14	1
Bromodichloromethane	U	0.38	1.0	ug/l		8260B	12/22/14	1
Bromoform	U	0.47	1.0	ug/l		8260B	12/22/14	1
Bromomethane	U	0.87	5.0	ug/l		8260B	12/22/14	1
Carbon disulfide	U	0.28	1.0	ug/l		8260B	12/22/14	1
Carbon tetrachloride	U	0.38	1.0	ug/l		8260B	12/22/14	1
Chlorobenzene	U	0.35	1.0	ug/l		8260B	12/22/14	1
Chlorodibromomethane	U	0.33	1.0	ug/l	J4	8260B	12/22/14	1
Chloroethane	U	0.45	5.0	ug/l		8260B	12/22/14	1

U = ND (Not Detected)
 RDL = Reported Detection Limit = LOQ = PQL = EQL = TRRP MQL
 MDL = Minimum Detection Limit = LOD = TRRP SDL

Note:
 The reported analytical results relate only to the sample submitted.
 This report shall not be reproduced, except in full, without the written approval from ESC.

Reported: 12/31/14 09:00 Printed: 12/31/14 09:04



12065 Lebanon Rd.
 Mt. Juliet, TN 37122
 (615) 758-5858
 1-800-767-5859
 Fax (615) 758-5859

Tax I.D. 62-0814289

Est. 1970

REPORT OF ANALYSIS

Stacie Whitmer
 Chimney Rock Consulting
 7529 Counts Massie Road
 North Little Rock, AR 72113

December 31, 2014

Date Received : December 19, 2014
 Description : Nabors Landfill

ESC Sample # : L740006-17

Sample ID : MW-509D

Site ID :

Collected By : Darren Motley
 Collection Date : 12/17/14 16:29

Project # :

Parameter	Result	MDL	RDL	Units	Qualifier	Method	Date	Dil.
Chloroform	U	0.32	5.0	ug/l		8260B	12/22/14	1
Chloromethane	U	0.28	2.5	ug/l		8260B	12/22/14	1
Dibromomethane	U	0.35	1.0	ug/l		8260B	12/22/14	1
1,2-Dibromoethane	U	0.38	1.0	ug/l		8260B	12/22/14	1
1,2-Dibromo-3-Chloropropane	U	1.3	5.0	ug/l		8260B	12/22/14	1
1,2-Dichlorobenzene	U	0.35	1.0	ug/l	J4	8260B	12/22/14	1
1,4-Dichlorobenzene	U	0.27	1.0	ug/l		8260B	12/22/14	1
trans-1,4-Dichloro-2-butene	U	0.87	2.5	ug/l		8260B	12/22/14	1
1,1-Dichloroethane	U	0.26	1.0	ug/l		8260B	12/22/14	1
1,2-Dichloroethane	U	0.36	1.0	ug/l		8260B	12/22/14	1
1,1-Dichloroethene	U	0.40	1.0	ug/l		8260B	12/22/14	1
cis-1,2-Dichloroethene	U	0.26	1.0	ug/l		8260B	12/22/14	1
trans-1,2-Dichloroethene	U	0.40	1.0	ug/l		8260B	12/22/14	1
1,2-Dichloropropane	U	0.31	1.0	ug/l		8260B	12/22/14	1
cis-1,3-Dichloropropene	U	0.42	1.0	ug/l		8260B	12/22/14	1
trans-1,3-Dichloropropene	U	0.42	1.0	ug/l		8260B	12/22/14	1
Ethylbenzene	U	0.38	1.0	ug/l		8260B	12/22/14	1
2-Hexanone	U	3.8	10.	ug/l		8260B	12/22/14	1
Iodomethane	U	1.7	10.	ug/l		8260B	12/22/14	1
2-Butanone (MEK)	U	3.9	15.	ug/l		8260B	12/22/14	1
Methylene Chloride	U	1.0	5.0	ug/l		8260B	12/22/14	1
4-Methyl-2-pentanone (MIBK)	U	2.1	10.	ug/l		8260B	12/22/14	1
Styrene	U	0.31	1.0	ug/l		8260B	12/22/14	1
1,1,1,2-Tetrachloroethane	U	0.38	1.0	ug/l		8260B	12/22/14	1
1,1,2,2-Tetrachloroethane	U	0.13	1.0	ug/l		8260B	12/22/14	1
Tetrachloroethene	U	0.37	1.0	ug/l		8260B	12/22/14	1
Toluene	U	0.78	5.0	ug/l		8260B	12/22/14	1
1,1,1-Trichloroethane	U	0.32	1.0	ug/l		8260B	12/22/14	1
1,1,2-Trichloroethane	U	0.38	1.0	ug/l		8260B	12/22/14	1
Trichloroethene	U	0.40	1.0	ug/l		8260B	12/22/14	1
Trichlorofluoromethane	U	1.2	5.0	ug/l		8260B	12/22/14	1
1,2,3-Trichloropropane	U	0.81	2.5	ug/l		8260B	12/22/14	1
Vinyl acetate	U	1.6	10.	ug/l	J4	8260B	12/22/14	1
Vinyl chloride	U	0.26	1.0	ug/l		8260B	12/22/14	1
Xylenes, Total	U	1.1	3.0	ug/l		8260B	12/22/14	1
Surrogate Recovery								
Toluene-d8	104.			% Rec.		8260B	12/22/14	1
Dibromofluoromethane	94.6			% Rec.		8260B	12/22/14	1
4-Bromofluorobenzene	106.			% Rec.		8260B	12/22/14	1

U = ND (Not Detected)
 RDL = Reported Detection Limit = LOQ = PQL = EQL = TRRP MQL
 MDL = Minimum Detection Limit = LOD = TRRP SDL

Note:
 The reported analytical results relate only to the sample submitted.
 This report shall not be reproduced, except in full, without the written approval from ESC.

Reported: 12/31/14 09:00 Printed: 12/31/14 09:04



12065 Lebanon Rd.
 Mt. Juliet, TN 37122
 (615) 758-5858
 1-800-767-5859
 Fax (615) 758-5859

Tax I.D. 62-0814289

Est. 1970

REPORT OF ANALYSIS

Stacie Whitmer
 Chimney Rock Consulting
 7529 Counts Massie Road
 North Little Rock, AR 72113

December 31, 2014

Date Received : December 19, 2014
 Description : Nabors Landfill
 Sample ID : MW-577
 Collected By : Darren Motley
 Collection Date : 12/17/14 11:30

ESC Sample # : L740006-18
 Site ID :
 Project # :

Parameter	Result	MDL	RDL	Units	Qualifier	Method	Date	Dil.
Cyanide	U	1.8	5.0	ug/l		9012B	12/26/14	1
Sulfide	U	6.5	50.	ug/l		4500S2	12/20/14	1
TOC (Total Organic Carbon)	U	100	1000	ug/l		9060A	12/29/14	1
Dissolved Solids	420000	2800	10000	ug/l		2540 C-	12/24/14	1
Antimony	0.53	0.21	2.0	ug/l	J	6020	12/30/14	1
Arsenic	1.4	0.25	2.0	ug/l	J	6020	12/30/14	1
Beryllium	0.15	0.12	2.0	ug/l	J	6020	12/30/14	1
Cadmium	0.23	0.16	1.0	ug/l	J	6020	12/30/14	1
Copper	1.1	0.52	5.0	ug/l	J	6020	12/30/14	1
Lead	0.44	0.24	2.0	ug/l	J	6020	12/30/14	1
Selenium	U	0.38	2.0	ug/l		6020	12/30/14	1
Thallium	U	0.19	2.0	ug/l		6020	12/30/14	1
Tin	0.45	0.30	2.0	ug/l	J	6020	12/30/14	1
Zinc	3.2	2.6	25.	ug/l	J	6020	12/30/14	1
Mercury	U	0.049	0.20	ug/l		7470A	12/26/14	1
Barium	23.	1.7	5.0	ug/l		6010B	12/21/14	1
Chromium	U	1.4	10.	ug/l		6010B	12/21/14	1
Cobalt	U	2.3	10.	ug/l		6010B	12/21/14	1
Iron	110	14.	100	ug/l		6010B	12/21/14	1
Manganese	4.2	1.2	10.	ug/l	J	6010B	12/21/14	1
Nickel	11.	4.9	20.	ug/l	J	6010B	12/21/14	1
Silver	U	2.8	10.	ug/l		6010B	12/21/14	1
Vanadium	U	2.4	20.	ug/l		6010B	12/21/14	1
Volatile Organics								
Acetone	U	10.	50.	ug/l		8260B	12/22/14	1
Acrylonitrile	U	1.9	10.	ug/l		8260B	12/22/14	1
Benzene	U	0.33	1.0	ug/l		8260B	12/22/14	1
Bromochloromethane	U	0.52	1.0	ug/l		8260B	12/22/14	1
Bromodichloromethane	U	0.38	1.0	ug/l		8260B	12/22/14	1
Bromoform	U	0.47	1.0	ug/l		8260B	12/22/14	1
Bromomethane	U	0.87	5.0	ug/l		8260B	12/22/14	1
Carbon disulfide	U	0.28	1.0	ug/l		8260B	12/22/14	1
Carbon tetrachloride	U	0.38	1.0	ug/l		8260B	12/22/14	1
Chlorobenzene	U	0.35	1.0	ug/l		8260B	12/22/14	1
Chlorodibromomethane	U	0.33	1.0	ug/l	J4	8260B	12/22/14	1
Chloroethane	U	0.45	5.0	ug/l		8260B	12/22/14	1

U = ND (Not Detected)
 RDL = Reported Detection Limit = LOQ = PQL = EQL = TRRP MQL
 MDL = Minimum Detection Limit = LOD = TRRP SDL

Note:
 The reported analytical results relate only to the sample submitted.
 This report shall not be reproduced, except in full, without the written approval from ESC.

Reported: 12/31/14 09:00 Printed: 12/31/14 09:04



12065 Lebanon Rd.
 Mt. Juliet, TN 37122
 (615) 758-5858
 1-800-767-5859
 Fax (615) 758-5859

Tax I.D. 62-0814289

Est. 1970

REPORT OF ANALYSIS

Stacie Whitmer
 Chimney Rock Consulting
 7529 Counts Massie Road
 North Little Rock, AR 72113

December 31, 2014

Date Received : December 19, 2014
 Description : Nabors Landfill

ESC Sample # : L740006-18

Sample ID : MW-577

Site ID :

Collected By : Darren Motley
 Collection Date : 12/17/14 11:30

Project # :

Parameter	Result	MDL	RDL	Units	Qualifier	Method	Date	Dil.
Chloroform	U	0.32	5.0	ug/l		8260B	12/22/14	1
Chloromethane	U	0.28	2.5	ug/l		8260B	12/22/14	1
Dibromomethane	U	0.35	1.0	ug/l		8260B	12/22/14	1
1,2-Dibromoethane	U	0.38	1.0	ug/l		8260B	12/22/14	1
1,2-Dibromo-3-Chloropropane	U	1.3	5.0	ug/l		8260B	12/22/14	1
1,2-Dichlorobenzene	U	0.35	1.0	ug/l	J4	8260B	12/22/14	1
1,4-Dichlorobenzene	U	0.27	1.0	ug/l		8260B	12/22/14	1
trans-1,4-Dichloro-2-butene	U	0.87	2.5	ug/l		8260B	12/22/14	1
1,1-Dichloroethane	U	0.26	1.0	ug/l		8260B	12/22/14	1
1,2-Dichloroethane	U	0.36	1.0	ug/l		8260B	12/22/14	1
1,1-Dichloroethene	U	0.40	1.0	ug/l		8260B	12/22/14	1
cis-1,2-Dichloroethene	U	0.26	1.0	ug/l		8260B	12/22/14	1
trans-1,2-Dichloroethene	U	0.40	1.0	ug/l		8260B	12/22/14	1
1,2-Dichloropropane	U	0.31	1.0	ug/l		8260B	12/22/14	1
cis-1,3-Dichloropropene	U	0.42	1.0	ug/l		8260B	12/22/14	1
trans-1,3-Dichloropropene	U	0.42	1.0	ug/l		8260B	12/22/14	1
Ethylbenzene	U	0.38	1.0	ug/l		8260B	12/22/14	1
2-Hexanone	U	3.8	10.	ug/l		8260B	12/22/14	1
Iodomethane	U	1.7	10.	ug/l		8260B	12/22/14	1
2-Butanone (MEK)	U	3.9	15.	ug/l		8260B	12/22/14	1
Methylene Chloride	U	1.0	5.0	ug/l		8260B	12/22/14	1
4-Methyl-2-pentanone (MIBK)	U	2.1	10.	ug/l		8260B	12/22/14	1
Styrene	U	0.31	1.0	ug/l		8260B	12/22/14	1
1,1,1,2-Tetrachloroethane	U	0.38	1.0	ug/l		8260B	12/22/14	1
1,1,2,2-Tetrachloroethane	U	0.13	1.0	ug/l		8260B	12/22/14	1
Tetrachloroethene	U	0.37	1.0	ug/l		8260B	12/22/14	1
Toluene	U	0.78	5.0	ug/l		8260B	12/22/14	1
1,1,1-Trichloroethane	U	0.32	1.0	ug/l		8260B	12/22/14	1
1,1,2-Trichloroethane	U	0.38	1.0	ug/l		8260B	12/22/14	1
Trichloroethene	U	0.40	1.0	ug/l		8260B	12/22/14	1
Trichlorofluoromethane	U	1.2	5.0	ug/l		8260B	12/22/14	1
1,2,3-Trichloropropane	U	0.81	2.5	ug/l		8260B	12/22/14	1
Vinyl acetate	U	1.6	10.	ug/l	J4	8260B	12/22/14	1
Vinyl chloride	U	0.26	1.0	ug/l		8260B	12/22/14	1
Xylenes, Total	U	1.1	3.0	ug/l		8260B	12/22/14	1
Surrogate Recovery								
Toluene-d8	104.			% Rec.		8260B	12/22/14	1
Dibromofluoromethane	94.5			% Rec.		8260B	12/22/14	1
4-Bromofluorobenzene	105.			% Rec.		8260B	12/22/14	1

U = ND (Not Detected)

RDL = Reported Detection Limit = LOQ = PQL = EQL = TRRP MQL

MDL = Minimum Detection Limit = LOD = TRRP SDL

Note:

The reported analytical results relate only to the sample submitted.

This report shall not be reproduced, except in full, without the written approval from ESC.

Reported: 12/31/14 09:00 Printed: 12/31/14 09:04



12065 Lebanon Rd.
 Mt. Juliet, TN 37122
 (615) 758-5858
 1-800-767-5859
 Fax (615) 758-5859

Tax I.D. 62-0814289

Est. 1970

REPORT OF ANALYSIS

Stacie Whitmer
 Chimney Rock Consulting
 7529 Counts Massie Road
 North Little Rock, AR 72113

December 31, 2014

Date Received : December 19, 2014
 Description : Nabors Landfill
 Sample ID : MW-689D
 Collected By : Darren Motley
 Collection Date : 12/17/14 10:30

ESC Sample # : L740006-19
 Site ID :
 Project # :

Parameter	Result	MDL	RDL	Units	Qualifier	Method	Date	Dil.
Cyanide	U	1.8	5.0	ug/l		9012B	12/26/14	1
Sulfide	U	6.5	50.	ug/l		4500S2	12/20/14	1
TOC (Total Organic Carbon)	U	100	1000	ug/l		9060A	12/30/14	1
Dissolved Solids	390000	2800	10000	ug/l		2540 C-	12/24/14	1
Antimony	0.52	0.21	2.0	ug/l	J	6020	12/30/14	1
Arsenic	1.1	0.25	2.0	ug/l	J	6020	12/30/14	1
Beryllium	0.19	0.12	2.0	ug/l	J	6020	12/30/14	1
Cadmium	0.25	0.16	1.0	ug/l	J	6020	12/30/14	1
Copper	U	0.52	5.0	ug/l		6020	12/30/14	1
Lead	1.3	0.24	2.0	ug/l	J	6020	12/30/14	1
Selenium	U	0.38	2.0	ug/l		6020	12/30/14	1
Thallium	U	0.19	2.0	ug/l		6020	12/30/14	1
Tin	0.38	0.30	2.0	ug/l	J	6020	12/30/14	1
Zinc	4.2	2.6	25.	ug/l	J	6020	12/30/14	1
Mercury	U	0.049	0.20	ug/l		7470A	12/26/14	1
Barium	29.	1.7	5.0	ug/l		6010B	12/21/14	1
Chromium	U	1.4	10.	ug/l		6010B	12/21/14	1
Cobalt	U	2.3	10.	ug/l		6010B	12/21/14	1
Iron	170	14.	100	ug/l		6010B	12/21/14	1
Manganese	3.4	1.2	10.	ug/l	J	6010B	12/21/14	1
Nickel	10.	4.9	20.	ug/l	J	6010B	12/21/14	1
Silver	U	2.8	10.	ug/l		6010B	12/21/14	1
Vanadium	U	2.4	20.	ug/l		6010B	12/21/14	1
Volatile Organics								
Acetone	U	10.	50.	ug/l		8260B	12/22/14	1
Acrylonitrile	U	1.9	10.	ug/l		8260B	12/22/14	1
Benzene	U	0.33	1.0	ug/l		8260B	12/22/14	1
Bromochloromethane	U	0.52	1.0	ug/l		8260B	12/22/14	1
Bromodichloromethane	U	0.38	1.0	ug/l		8260B	12/22/14	1
Bromoform	U	0.47	1.0	ug/l		8260B	12/22/14	1
Bromomethane	U	0.87	5.0	ug/l		8260B	12/22/14	1
Carbon disulfide	U	0.28	1.0	ug/l		8260B	12/22/14	1
Carbon tetrachloride	U	0.38	1.0	ug/l		8260B	12/22/14	1
Chlorobenzene	U	0.35	1.0	ug/l		8260B	12/22/14	1
Chlorodibromomethane	U	0.33	1.0	ug/l	J4	8260B	12/22/14	1
Chloroethane	U	0.45	5.0	ug/l		8260B	12/22/14	1

U = ND (Not Detected)
 RDL = Reported Detection Limit = LOQ = PQL = EQL = TRRP MQL
 MDL = Minimum Detection Limit = LOD = TRRP SDL

Note:
 The reported analytical results relate only to the sample submitted.
 This report shall not be reproduced, except in full, without the written approval from ESC.

Reported: 12/31/14 09:00 Printed: 12/31/14 09:04



12065 Lebanon Rd.
 Mt. Juliet, TN 37122
 (615) 758-5858
 1-800-767-5859
 Fax (615) 758-5859

Tax I.D. 62-0814289

Est. 1970

REPORT OF ANALYSIS

Stacie Whitmer
 Chimney Rock Consulting
 7529 Counts Massie Road
 North Little Rock, AR 72113

December 31, 2014

Date Received : December 19, 2014
 Description : Nabors Landfill

ESC Sample # : L740006-19

Sample ID : MW-689D

Site ID :

Collected By : Darren Motley
 Collection Date : 12/17/14 10:30

Project # :

Parameter	Result	MDL	RDL	Units	Qualifier	Method	Date	Dil.
Chloroform	U	0.32	5.0	ug/l		8260B	12/22/14	1
Chloromethane	U	0.28	2.5	ug/l		8260B	12/22/14	1
Dibromomethane	U	0.35	1.0	ug/l		8260B	12/22/14	1
1,2-Dibromoethane	U	0.38	1.0	ug/l		8260B	12/22/14	1
1,2-Dibromo-3-Chloropropane	U	1.3	5.0	ug/l		8260B	12/22/14	1
1,2-Dichlorobenzene	U	0.35	1.0	ug/l	J4	8260B	12/22/14	1
1,4-Dichlorobenzene	U	0.27	1.0	ug/l		8260B	12/22/14	1
trans-1,4-Dichloro-2-butene	U	0.87	2.5	ug/l		8260B	12/22/14	1
1,1-Dichloroethane	U	0.26	1.0	ug/l		8260B	12/22/14	1
1,2-Dichloroethane	U	0.36	1.0	ug/l		8260B	12/22/14	1
1,1-Dichloroethene	U	0.40	1.0	ug/l		8260B	12/22/14	1
cis-1,2-Dichloroethene	U	0.26	1.0	ug/l		8260B	12/22/14	1
trans-1,2-Dichloroethene	U	0.40	1.0	ug/l		8260B	12/22/14	1
1,2-Dichloropropane	U	0.31	1.0	ug/l		8260B	12/22/14	1
cis-1,3-Dichloropropene	U	0.42	1.0	ug/l		8260B	12/22/14	1
trans-1,3-Dichloropropene	U	0.42	1.0	ug/l		8260B	12/22/14	1
Ethylbenzene	U	0.38	1.0	ug/l		8260B	12/22/14	1
2-Hexanone	U	3.8	10.	ug/l		8260B	12/22/14	1
Iodomethane	U	1.7	10.	ug/l		8260B	12/22/14	1
2-Butanone (MEK)	U	3.9	15.	ug/l		8260B	12/22/14	1
Methylene Chloride	U	1.0	5.0	ug/l		8260B	12/22/14	1
4-Methyl-2-pentanone (MIBK)	U	2.1	10.	ug/l		8260B	12/22/14	1
Styrene	U	0.31	1.0	ug/l		8260B	12/22/14	1
1,1,1,2-Tetrachloroethane	U	0.38	1.0	ug/l		8260B	12/22/14	1
1,1,2,2-Tetrachloroethane	U	0.13	1.0	ug/l		8260B	12/22/14	1
Tetrachloroethene	U	0.37	1.0	ug/l		8260B	12/22/14	1
Toluene	U	0.78	5.0	ug/l		8260B	12/22/14	1
1,1,1-Trichloroethane	U	0.32	1.0	ug/l		8260B	12/22/14	1
1,1,2-Trichloroethane	U	0.38	1.0	ug/l		8260B	12/22/14	1
Trichloroethene	U	0.40	1.0	ug/l		8260B	12/22/14	1
Trichlorofluoromethane	U	1.2	5.0	ug/l		8260B	12/22/14	1
1,2,3-Trichloropropane	U	0.81	2.5	ug/l		8260B	12/22/14	1
Vinyl acetate	U	1.6	10.	ug/l	J4	8260B	12/22/14	1
Vinyl chloride	U	0.26	1.0	ug/l		8260B	12/22/14	1
Xylenes, Total	U	1.1	3.0	ug/l		8260B	12/22/14	1
Surrogate Recovery								
Toluene-d8	104.			% Rec.		8260B	12/22/14	1
Dibromofluoromethane	93.8			% Rec.		8260B	12/22/14	1
4-Bromofluorobenzene	105.			% Rec.		8260B	12/22/14	1

U = ND (Not Detected)
 RDL = Reported Detection Limit = LOQ = PQL = EQL = TRRP MQL
 MDL = Minimum Detection Limit = LOD = TRRP SDL

Note:
 The reported analytical results relate only to the sample submitted.
 This report shall not be reproduced, except in full, without the written approval from ESC.

Reported: 12/31/14 09:00 Printed: 12/31/14 09:04



12065 Lebanon Rd.
 Mt. Juliet, TN 37122
 (615) 758-5858
 1-800-767-5859
 Fax (615) 758-5859

Tax I.D. 62-0814289

Est. 1970

REPORT OF ANALYSIS

Stacie Whitmer
 Chimney Rock Consulting
 7529 Counts Massie Road
 North Little Rock, AR 72113

December 31, 2014

Date Received : December 19, 2014
 Description : Nabors Landfill

ESC Sample # : L740006-20

Sample ID : MW-633D

Site ID :

Collected By : Darren Motley
 Collection Date : 12/15/14 15:12

Project # :

Parameter	Result	MDL	RDL	Units	Qualifier	Method	Date	Dil.
Cyanide	U	1.8	5.0	ug/l		9012B	12/29/14	1
Sulfide	U	6.5	50.	ug/l		4500S2	12/20/14	1
TOC (Total Organic Carbon)	300	100	1000	ug/l	J	9060A	12/30/14	1
Dissolved Solids	450000	2800	10000	ug/l		2540 C-	12/22/14	1
Antimony	0.60	0.21	2.0	ug/l	J	6020	12/30/14	1
Arsenic	0.95	0.25	2.0	ug/l	J	6020	12/30/14	1
Beryllium	0.17	0.12	2.0	ug/l	J	6020	12/30/14	1
Cadmium	1.2	0.16	1.0	ug/l		6020	12/30/14	1
Copper	U	0.52	5.0	ug/l		6020	12/30/14	1
Lead	0.40	0.24	2.0	ug/l	J	6020	12/30/14	1
Selenium	U	0.38	2.0	ug/l		6020	12/30/14	1
Thallium	0.26	0.19	2.0	ug/l	J	6020	12/30/14	1
Tin	0.50	0.30	2.0	ug/l	J	6020	12/30/14	1
Zinc	220	2.6	25.	ug/l		6020	12/30/14	1
Mercury	U	0.049	0.20	ug/l		7470A	12/26/14	1
Barium	38.	1.7	5.0	ug/l		6010B	12/21/14	1
Chromium	5.8	1.4	10.	ug/l	J	6010B	12/21/14	1
Cobalt	U	2.3	10.	ug/l		6010B	12/21/14	1
Iron	100	14.	100	ug/l	J	6010B	12/21/14	1
Manganese	3.4	1.2	10.	ug/l	J	6010B	12/21/14	1
Nickel	16.	4.9	20.	ug/l	J	6010B	12/21/14	1
Silver	U	2.8	10.	ug/l		6010B	12/21/14	1
Vanadium	U	2.4	20.	ug/l		6010B	12/21/14	1
Volatile Organics								
Acetone	U	10.	50.	ug/l		8260B	12/22/14	1
Acrylonitrile	U	1.9	10.	ug/l		8260B	12/22/14	1
Benzene	U	0.33	1.0	ug/l		8260B	12/22/14	1
Bromochloromethane	U	0.52	1.0	ug/l		8260B	12/22/14	1
Bromodichloromethane	U	0.38	1.0	ug/l		8260B	12/22/14	1
Bromoform	U	0.47	1.0	ug/l		8260B	12/22/14	1
Bromomethane	U	0.87	5.0	ug/l		8260B	12/22/14	1
Carbon disulfide	U	0.28	1.0	ug/l		8260B	12/22/14	1
Carbon tetrachloride	U	0.38	1.0	ug/l		8260B	12/22/14	1
Chlorobenzene	U	0.35	1.0	ug/l		8260B	12/22/14	1
Chlorodibromomethane	U	0.33	1.0	ug/l	J4	8260B	12/22/14	1
Chloroethane	U	0.45	5.0	ug/l		8260B	12/22/14	1

U = ND (Not Detected)

RDL = Reported Detection Limit = LOQ = PQL = EQL = TRRP MQL

MDL = Minimum Detection Limit = LOD = TRRP SDL

Note:

The reported analytical results relate only to the sample submitted.

This report shall not be reproduced, except in full, without the written approval from ESC.

Reported: 12/31/14 09:00 Printed: 12/31/14 09:04



12065 Lebanon Rd.
 Mt. Juliet, TN 37122
 (615) 758-5858
 1-800-767-5859
 Fax (615) 758-5859

Tax I.D. 62-0814289

Est. 1970

REPORT OF ANALYSIS

Stacie Whitmer
 Chimney Rock Consulting
 7529 Counts Massie Road
 North Little Rock, AR 72113

December 31, 2014

Date Received : December 19, 2014
 Description : Nabors Landfill

ESC Sample # : L740006-20

Sample ID : MW-633D

Site ID :

Collected By : Darren Motley
 Collection Date : 12/15/14 15:12

Project # :

Parameter	Result	MDL	RDL	Units	Qualifier	Method	Date	Dil.
Chloroform	U	0.32	5.0	ug/l		8260B	12/22/14	1
Chloromethane	U	0.28	2.5	ug/l		8260B	12/22/14	1
Dibromomethane	U	0.35	1.0	ug/l		8260B	12/22/14	1
1,2-Dibromoethane	U	0.38	1.0	ug/l		8260B	12/22/14	1
1,2-Dibromo-3-Chloropropane	U	1.3	5.0	ug/l		8260B	12/22/14	1
1,2-Dichlorobenzene	U	0.35	1.0	ug/l	J4	8260B	12/22/14	1
1,4-Dichlorobenzene	U	0.27	1.0	ug/l		8260B	12/22/14	1
trans-1,4-Dichloro-2-butene	U	0.87	2.5	ug/l		8260B	12/22/14	1
1,1-Dichloroethane	1.8	0.26	1.0	ug/l		8260B	12/22/14	1
1,2-Dichloroethane	U	0.36	1.0	ug/l		8260B	12/22/14	1
1,1-Dichloroethene	U	0.40	1.0	ug/l		8260B	12/22/14	1
cis-1,2-Dichloroethene	0.44	0.26	1.0	ug/l	J	8260B	12/22/14	1
trans-1,2-Dichloroethene	U	0.40	1.0	ug/l		8260B	12/22/14	1
1,2-Dichloropropane	U	0.31	1.0	ug/l		8260B	12/22/14	1
cis-1,3-Dichloropropene	U	0.42	1.0	ug/l		8260B	12/22/14	1
trans-1,3-Dichloropropene	U	0.42	1.0	ug/l		8260B	12/22/14	1
Ethylbenzene	U	0.38	1.0	ug/l		8260B	12/22/14	1
2-Hexanone	U	3.8	10.	ug/l		8260B	12/22/14	1
Iodomethane	U	1.7	10.	ug/l		8260B	12/22/14	1
2-Butanone (MEK)	U	3.9	15.	ug/l		8260B	12/22/14	1
Methylene Chloride	U	1.0	5.0	ug/l		8260B	12/22/14	1
4-Methyl-2-pentanone (MIBK)	U	2.1	10.	ug/l		8260B	12/22/14	1
Styrene	U	0.31	1.0	ug/l		8260B	12/22/14	1
1,1,1,2-Tetrachloroethane	U	0.38	1.0	ug/l		8260B	12/22/14	1
1,1,2,2-Tetrachloroethane	U	0.13	1.0	ug/l		8260B	12/22/14	1
Tetrachloroethene	U	0.37	1.0	ug/l		8260B	12/22/14	1
Toluene	U	0.78	5.0	ug/l		8260B	12/22/14	1
1,1,1-Trichloroethane	U	0.32	1.0	ug/l		8260B	12/22/14	1
1,1,2-Trichloroethane	U	0.38	1.0	ug/l		8260B	12/22/14	1
Trichloroethene	U	0.40	1.0	ug/l		8260B	12/22/14	1
Trichlorofluoromethane	U	1.2	5.0	ug/l		8260B	12/22/14	1
1,2,3-Trichloropropane	U	0.81	2.5	ug/l		8260B	12/22/14	1
Vinyl acetate	U	1.6	10.	ug/l	J4	8260B	12/22/14	1
Vinyl chloride	U	0.26	1.0	ug/l		8260B	12/22/14	1
Xylenes, Total	U	1.1	3.0	ug/l		8260B	12/22/14	1
Surrogate Recovery								
Toluene-d8	104.			% Rec.		8260B	12/22/14	1
Dibromofluoromethane	93.7			% Rec.		8260B	12/22/14	1
4-Bromofluorobenzene	107.			% Rec.		8260B	12/22/14	1

U = ND (Not Detected)

RDL = Reported Detection Limit = LOQ = PQL = EQL = TRRP MQL

MDL = Minimum Detection Limit = LOD = TRRP SDL

Note:

The reported analytical results relate only to the sample submitted.

This report shall not be reproduced, except in full, without the written approval from ESC.

Reported: 12/31/14 09:00 Printed: 12/31/14 09:04



12065 Lebanon Rd.
 Mt. Juliet, TN 37122
 (615) 758-5858
 1-800-767-5859
 Fax (615) 758-5859

Tax I.D. 62-0814289

Est. 1970

REPORT OF ANALYSIS

Stacie Whitmer
 Chimney Rock Consulting
 7529 Counts Massie Road
 North Little Rock, AR 72113

December 31, 2014

Date Received : December 19, 2014
 Description : Nabors Landfill

ESC Sample # : L740006-21

Sample ID : NE-2

Site ID :

Collected By : Darren Motley
 Collection Date : 12/18/14 09:20

Project # :

Parameter	Result	MDL	RDL	Units	Qualifier	Method	Date	Dil.
Cyanide	U	1.8	5.0	ug/l		9012B	12/29/14	1
Sulfide	U	6.5	50.	ug/l		4500S2	12/21/14	1
TOC (Total Organic Carbon)	70000	100	1000	ug/l		9060A	12/30/14	1
Dissolved Solids	2700000	2800	10000	ug/l		2540 C-	12/29/14	1
Antimony	3.5	0.21	2.0	ug/l		6020	12/30/14	1
Arsenic	22.	0.25	2.0	ug/l		6020	12/30/14	1
Beryllium	0.40	0.12	2.0	ug/l	J	6020	12/30/14	1
Cadmium	0.63	0.16	1.0	ug/l	J	6020	12/30/14	1
Copper	8.8	0.52	5.0	ug/l		6020	12/30/14	1
Lead	14.	0.24	2.0	ug/l		6020	12/30/14	1
Selenium	0.76	0.38	2.0	ug/l	J	6020	12/30/14	1
Thallium	0.27	0.19	2.0	ug/l	J	6020	12/30/14	1
Tin	1.4	0.30	2.0	ug/l	J	6020	12/30/14	1
Zinc	29.	2.6	25.	ug/l		6020	12/30/14	1
Mercury	U	0.049	0.20	ug/l		7470A	12/26/14	1
Barium	72.	1.7	5.0	ug/l		6010B	12/20/14	1
Chromium	16.	1.4	10.	ug/l		6010B	12/20/14	1
Cobalt	4.7	2.3	10.	ug/l	J	6010B	12/20/14	1
Iron	7400	14.	100	ug/l		6010B	12/20/14	1
Manganese	190	1.2	10.	ug/l		6010B	12/20/14	1
Nickel	47.	4.9	20.	ug/l		6010B	12/20/14	1
Silver	U	2.8	10.	ug/l		6010B	12/20/14	1
Vanadium	11.	2.4	20.	ug/l	J	6010B	12/20/14	1
Volatile Organics								
Acetone	U	10.	50.	ug/l		8260B	12/22/14	1
Acrylonitrile	U	1.9	10.	ug/l		8260B	12/22/14	1
Benzene	U	0.33	1.0	ug/l		8260B	12/22/14	1
Bromochloromethane	U	0.52	1.0	ug/l		8260B	12/22/14	1
Bromodichloromethane	U	0.38	1.0	ug/l		8260B	12/22/14	1
Bromoform	U	0.47	1.0	ug/l		8260B	12/22/14	1
Bromomethane	U	0.87	5.0	ug/l		8260B	12/22/14	1
Carbon disulfide	U	0.28	1.0	ug/l		8260B	12/22/14	1
Carbon tetrachloride	U	0.38	1.0	ug/l		8260B	12/22/14	1
Chlorobenzene	U	0.35	1.0	ug/l		8260B	12/22/14	1
Chlorodibromomethane	U	0.33	1.0	ug/l	J4	8260B	12/22/14	1
Chloroethane	U	0.45	5.0	ug/l		8260B	12/22/14	1

U = ND (Not Detected)
 RDL = Reported Detection Limit = LOQ = PQL = EQL = TRRP MQL
 MDL = Minimum Detection Limit = LOD = TRRP SDL

Note:
 The reported analytical results relate only to the sample submitted.
 This report shall not be reproduced, except in full, without the written approval from ESC.

Reported: 12/31/14 09:00 Printed: 12/31/14 09:04



12065 Lebanon Rd.
 Mt. Juliet, TN 37122
 (615) 758-5858
 1-800-767-5859
 Fax (615) 758-5859

Tax I.D. 62-0814289

Est. 1970

REPORT OF ANALYSIS

Stacie Whitmer
 Chimney Rock Consulting
 7529 Counts Massie Road
 North Little Rock, AR 72113

December 31, 2014

Date Received : December 19, 2014
 Description : Nabors Landfill

ESC Sample # : L740006-21

Sample ID : NE-2

Site ID :

Collected By : Darren Motley
 Collection Date : 12/18/14 09:20

Project # :

Parameter	Result	MDL	RDL	Units	Qualifier	Method	Date	Dil.
Chloroform	U	0.32	5.0	ug/l		8260B	12/22/14	1
Chloromethane	U	0.28	2.5	ug/l		8260B	12/22/14	1
Dibromomethane	U	0.35	1.0	ug/l		8260B	12/22/14	1
1,2-Dibromoethane	U	0.38	1.0	ug/l		8260B	12/22/14	1
1,2-Dibromo-3-Chloropropane	U	1.3	5.0	ug/l		8260B	12/22/14	1
1,2-Dichlorobenzene	U	0.35	1.0	ug/l	J4	8260B	12/22/14	1
1,4-Dichlorobenzene	U	0.27	1.0	ug/l		8260B	12/22/14	1
trans-1,4-Dichloro-2-butene	U	0.87	2.5	ug/l		8260B	12/22/14	1
1,1-Dichloroethane	U	0.26	1.0	ug/l		8260B	12/22/14	1
1,2-Dichloroethane	U	0.36	1.0	ug/l		8260B	12/22/14	1
1,1-Dichloroethene	U	0.40	1.0	ug/l		8260B	12/22/14	1
cis-1,2-Dichloroethene	U	0.26	1.0	ug/l		8260B	12/22/14	1
trans-1,2-Dichloroethene	U	0.40	1.0	ug/l		8260B	12/22/14	1
1,2-Dichloropropane	U	0.31	1.0	ug/l		8260B	12/22/14	1
cis-1,3-Dichloropropene	U	0.42	1.0	ug/l		8260B	12/22/14	1
trans-1,3-Dichloropropene	U	0.42	1.0	ug/l		8260B	12/22/14	1
Ethylbenzene	U	0.38	1.0	ug/l		8260B	12/22/14	1
2-Hexanone	U	3.8	10.	ug/l		8260B	12/22/14	1
Iodomethane	U	1.7	10.	ug/l		8260B	12/22/14	1
2-Butanone (MEK)	U	3.9	15.	ug/l		8260B	12/22/14	1
Methylene Chloride	U	1.0	5.0	ug/l		8260B	12/22/14	1
4-Methyl-2-pentanone (MIBK)	U	2.1	10.	ug/l		8260B	12/22/14	1
Styrene	U	0.31	1.0	ug/l		8260B	12/22/14	1
1,1,1,2-Tetrachloroethane	U	0.38	1.0	ug/l		8260B	12/22/14	1
1,1,2,2-Tetrachloroethane	U	0.13	1.0	ug/l		8260B	12/22/14	1
Tetrachloroethene	U	0.37	1.0	ug/l		8260B	12/22/14	1
Toluene	U	0.78	5.0	ug/l		8260B	12/22/14	1
1,1,1-Trichloroethane	U	0.32	1.0	ug/l		8260B	12/22/14	1
1,1,2-Trichloroethane	U	0.38	1.0	ug/l		8260B	12/22/14	1
Trichloroethene	U	0.40	1.0	ug/l		8260B	12/22/14	1
Trichlorofluoromethane	U	1.2	5.0	ug/l		8260B	12/22/14	1
1,2,3-Trichloropropane	U	0.81	2.5	ug/l		8260B	12/22/14	1
Vinyl acetate	U	1.6	10.	ug/l	J4	8260B	12/22/14	1
Vinyl chloride	U	0.26	1.0	ug/l		8260B	12/22/14	1
Xylenes, Total	U	1.1	3.0	ug/l		8260B	12/22/14	1
Surrogate Recovery								
Toluene-d8	103.			% Rec.		8260B	12/22/14	1
Dibromofluoromethane	94.8			% Rec.		8260B	12/22/14	1
4-Bromofluorobenzene	107.			% Rec.		8260B	12/22/14	1

U = ND (Not Detected)
 RDL = Reported Detection Limit = LOQ = PQL = EQL = TRRP MQL
 MDL = Minimum Detection Limit = LOD = TRRP SDL

Note:
 The reported analytical results relate only to the sample submitted.
 This report shall not be reproduced, except in full, without the written approval from ESC.

Reported: 12/31/14 09:00 Printed: 12/31/14 09:04



12065 Lebanon Rd.
 Mt. Juliet, TN 37122
 (615) 758-5858
 1-800-767-5859
 Fax (615) 758-5859

Tax I.D. 62-0814289

Est. 1970

REPORT OF ANALYSIS

Stacie Whitmer
 Chimney Rock Consulting
 7529 Counts Massie Road
 North Little Rock, AR 72113

December 31, 2014

Date Received : December 19, 2014
 Description : Nabors Landfill
 Sample ID : NE-3
 Collected By : Darren Motley
 Collection Date : 12/17/14 11:45

ESC Sample # : L740006-22
 Site ID :
 Project # :

Parameter	Result	MDL	RDL	Units	Qualifier	Method	Date	Dil.
Cyanide	U	1.8	5.0	ug/l		9012B	12/29/14	1
Sulfide	U	6.5	50.	ug/l		4500S2	12/21/14	1
TOC (Total Organic Carbon)	490	100	1000	ug/l	J	9060A	12/30/14	1
Dissolved Solids	340000	2800	10000	ug/l		2540 C-	12/24/14	1
Antimony	0.73	0.21	2.0	ug/l	J	6020	12/30/14	1
Arsenic	2.8	0.25	2.0	ug/l		6020	12/30/14	1
Beryllium	0.20	0.12	2.0	ug/l	J	6020	12/30/14	1
Cadmium	0.26	0.16	1.0	ug/l	J	6020	12/30/14	1
Copper	0.66	0.52	5.0	ug/l	J	6020	12/30/14	1
Lead	0.90	0.24	2.0	ug/l	J	6020	12/30/14	1
Selenium	U	0.38	2.0	ug/l		6020	12/30/14	1
Thallium	U	0.19	2.0	ug/l		6020	12/30/14	1
Tin	0.47	0.30	2.0	ug/l	J	6020	12/30/14	1
Zinc	41.	2.6	25.	ug/l		6020	12/30/14	1
Mercury	U	0.049	0.20	ug/l		7470A	12/26/14	1
Barium	170	1.7	5.0	ug/l		6010B	12/20/14	1
Chromium	3.2	1.4	10.	ug/l	J	6010B	12/20/14	1
Cobalt	U	2.3	10.	ug/l		6010B	12/20/14	1
Iron	490	14.	100	ug/l		6010B	12/20/14	1
Manganese	52.	1.2	10.	ug/l		6010B	12/20/14	1
Nickel	6.4	4.9	20.	ug/l	J	6010B	12/20/14	1
Silver	U	2.8	10.	ug/l		6010B	12/20/14	1
Vanadium	U	2.4	20.	ug/l		6010B	12/20/14	1
Volatile Organics								
Acetone	U	10.	50.	ug/l		8260B	12/22/14	1
Acrylonitrile	U	1.9	10.	ug/l		8260B	12/22/14	1
Benzene	U	0.33	1.0	ug/l		8260B	12/22/14	1
Bromochloromethane	U	0.52	1.0	ug/l		8260B	12/22/14	1
Bromodichloromethane	U	0.38	1.0	ug/l		8260B	12/22/14	1
Bromoform	U	0.47	1.0	ug/l		8260B	12/22/14	1
Bromomethane	U	0.87	5.0	ug/l		8260B	12/22/14	1
Carbon disulfide	U	0.28	1.0	ug/l		8260B	12/22/14	1
Carbon tetrachloride	U	0.38	1.0	ug/l		8260B	12/22/14	1
Chlorobenzene	U	0.35	1.0	ug/l		8260B	12/22/14	1
Chlorodibromomethane	U	0.33	1.0	ug/l	J4	8260B	12/22/14	1
Chloroethane	U	0.45	5.0	ug/l		8260B	12/22/14	1

U = ND (Not Detected)
 RDL = Reported Detection Limit = LOQ = PQL = EQL = TRRP MQL
 MDL = Minimum Detection Limit = LOD = TRRP SDL

Note:
 The reported analytical results relate only to the sample submitted.
 This report shall not be reproduced, except in full, without the written approval from ESC.

Reported: 12/31/14 09:00 Printed: 12/31/14 09:04



12065 Lebanon Rd.
 Mt. Juliet, TN 37122
 (615) 758-5858
 1-800-767-5859
 Fax (615) 758-5859

Tax I.D. 62-0814289

Est. 1970

REPORT OF ANALYSIS

Stacie Whitmer
 Chimney Rock Consulting
 7529 Counts Massie Road
 North Little Rock, AR 72113

December 31, 2014

Date Received : December 19, 2014
 Description : Nabors Landfill

ESC Sample # : L740006-22

Sample ID : NE-3

Site ID :

Collected By : Darren Motley
 Collection Date : 12/17/14 11:45

Project # :

Parameter	Result	MDL	RDL	Units	Qualifier	Method	Date	Dil.
Chloroform	U	0.32	5.0	ug/l		8260B	12/22/14	1
Chloromethane	U	0.28	2.5	ug/l		8260B	12/22/14	1
Dibromomethane	U	0.35	1.0	ug/l		8260B	12/22/14	1
1,2-Dibromoethane	U	0.38	1.0	ug/l		8260B	12/22/14	1
1,2-Dibromo-3-Chloropropane	U	1.3	5.0	ug/l		8260B	12/22/14	1
1,2-Dichlorobenzene	U	0.35	1.0	ug/l	J4	8260B	12/22/14	1
1,4-Dichlorobenzene	U	0.27	1.0	ug/l		8260B	12/22/14	1
trans-1,4-Dichloro-2-butene	U	0.87	2.5	ug/l		8260B	12/22/14	1
1,1-Dichloroethane	U	0.26	1.0	ug/l		8260B	12/22/14	1
1,2-Dichloroethane	U	0.36	1.0	ug/l		8260B	12/22/14	1
1,1-Dichloroethene	U	0.40	1.0	ug/l		8260B	12/22/14	1
cis-1,2-Dichloroethene	U	0.26	1.0	ug/l		8260B	12/22/14	1
trans-1,2-Dichloroethene	U	0.40	1.0	ug/l		8260B	12/22/14	1
1,2-Dichloropropane	U	0.31	1.0	ug/l		8260B	12/22/14	1
cis-1,3-Dichloropropene	U	0.42	1.0	ug/l		8260B	12/22/14	1
trans-1,3-Dichloropropene	U	0.42	1.0	ug/l		8260B	12/22/14	1
Ethylbenzene	U	0.38	1.0	ug/l		8260B	12/22/14	1
2-Hexanone	U	3.8	10.	ug/l		8260B	12/22/14	1
Iodomethane	U	1.7	10.	ug/l		8260B	12/22/14	1
2-Butanone (MEK)	U	3.9	15.	ug/l		8260B	12/22/14	1
Methylene Chloride	U	1.0	5.0	ug/l		8260B	12/22/14	1
4-Methyl-2-pentanone (MIBK)	U	2.1	10.	ug/l		8260B	12/22/14	1
Styrene	U	0.31	1.0	ug/l		8260B	12/22/14	1
1,1,1,2-Tetrachloroethane	U	0.38	1.0	ug/l		8260B	12/22/14	1
1,1,2,2-Tetrachloroethane	U	0.13	1.0	ug/l		8260B	12/22/14	1
Tetrachloroethene	U	0.37	1.0	ug/l		8260B	12/22/14	1
Toluene	U	0.78	5.0	ug/l		8260B	12/22/14	1
1,1,1-Trichloroethane	U	0.32	1.0	ug/l		8260B	12/22/14	1
1,1,2-Trichloroethane	U	0.38	1.0	ug/l		8260B	12/22/14	1
Trichloroethene	U	0.40	1.0	ug/l		8260B	12/22/14	1
Trichlorofluoromethane	U	1.2	5.0	ug/l		8260B	12/22/14	1
1,2,3-Trichloropropane	U	0.81	2.5	ug/l		8260B	12/22/14	1
Vinyl acetate	U	1.6	10.	ug/l	J4	8260B	12/22/14	1
Vinyl chloride	U	0.26	1.0	ug/l		8260B	12/22/14	1
Xylenes, Total	U	1.1	3.0	ug/l		8260B	12/22/14	1
Surrogate Recovery								
Toluene-d8	105.			% Rec.		8260B	12/22/14	1
Dibromofluoromethane	93.9			% Rec.		8260B	12/22/14	1
4-Bromofluorobenzene	107.			% Rec.		8260B	12/22/14	1

U = ND (Not Detected)

RDL = Reported Detection Limit = LOQ = PQL = EQL = TRRP MQL

MDL = Minimum Detection Limit = LOD = TRRP SDL

Note:

The reported analytical results relate only to the sample submitted.

This report shall not be reproduced, except in full, without the written approval from ESC.

Reported: 12/31/14 09:00 Printed: 12/31/14 09:04



12065 Lebanon Rd.
 Mt. Juliet, TN 37122
 (615) 758-5858
 1-800-767-5859
 Fax (615) 758-5859

Tax I.D. 62-0814289

Est. 1970

REPORT OF ANALYSIS

Stacie Whitmer
 Chimney Rock Consulting
 7529 Counts Massie Road
 North Little Rock, AR 72113

December 31, 2014

Date Received : December 19, 2014
 Description : Nabors Landfill

ESC Sample # : L740006-23

Sample ID : NE-6

Site ID :

Collected By : Darren Motley
 Collection Date : 12/16/14 10:03

Project # :

Parameter	Result	MDL	RDL	Units	Qualifier	Method	Date	Dil.
Cyanide	U	1.8	5.0	ug/l		9012B	12/29/14	1
Sulfide	U	6.5	50.	ug/l		4500S2	12/21/14	1
TOC (Total Organic Carbon)	160	100	1000	ug/l	J	9060A	12/30/14	1
Dissolved Solids	360000	2800	10000	ug/l		2540 C-	12/23/14	1
Antimony	0.67	0.21	2.0	ug/l	J	6020	12/30/14	1
Arsenic	1.3	0.25	2.0	ug/l	J	6020	12/30/14	1
Beryllium	0.14	0.12	2.0	ug/l	J	6020	12/30/14	1
Cadmium	0.29	0.16	1.0	ug/l	J	6020	12/30/14	1
Copper	U	0.52	5.0	ug/l		6020	12/30/14	1
Lead	0.29	0.24	2.0	ug/l	J	6020	12/30/14	1
Selenium	U	0.38	2.0	ug/l		6020	12/30/14	1
Thallium	0.62	0.19	2.0	ug/l	J	6020	12/30/14	1
Tin	0.42	0.30	2.0	ug/l	J	6020	12/30/14	1
Zinc	350	2.6	25.	ug/l		6020	12/30/14	1
Mercury	U	0.049	0.20	ug/l		7470A	12/26/14	1
Barium	34.	1.7	5.0	ug/l		6010B	12/20/14	1
Chromium	U	1.4	10.	ug/l		6010B	12/20/14	1
Cobalt	U	2.3	10.	ug/l		6010B	12/20/14	1
Iron	60.	14.	100	ug/l	J	6010B	12/20/14	1
Manganese	12.	1.2	10.	ug/l		6010B	12/20/14	1
Nickel	U	4.9	20.	ug/l		6010B	12/20/14	1
Silver	U	2.8	10.	ug/l		6010B	12/20/14	1
Vanadium	U	2.4	20.	ug/l		6010B	12/20/14	1
Volatile Organics								
Acetone	U	10.	50.	ug/l		8260B	12/22/14	1
Acrylonitrile	U	1.9	10.	ug/l		8260B	12/22/14	1
Benzene	U	0.33	1.0	ug/l		8260B	12/22/14	1
Bromochloromethane	U	0.52	1.0	ug/l		8260B	12/22/14	1
Bromodichloromethane	U	0.38	1.0	ug/l		8260B	12/22/14	1
Bromoform	U	0.47	1.0	ug/l		8260B	12/22/14	1
Bromomethane	U	0.87	5.0	ug/l		8260B	12/22/14	1
Carbon disulfide	U	0.28	1.0	ug/l		8260B	12/22/14	1
Carbon tetrachloride	U	0.38	1.0	ug/l		8260B	12/22/14	1
Chlorobenzene	U	0.35	1.0	ug/l		8260B	12/22/14	1
Chlorodibromomethane	U	0.33	1.0	ug/l	J4	8260B	12/22/14	1
Chloroethane	U	0.45	5.0	ug/l		8260B	12/22/14	1

U = ND (Not Detected)
 RDL = Reported Detection Limit = LOQ = PQL = EQL = TRRP MQL
 MDL = Minimum Detection Limit = LOD = TRRP SDL

Note:
 The reported analytical results relate only to the sample submitted.
 This report shall not be reproduced, except in full, without the written approval from ESC.

Reported: 12/31/14 09:00 Printed: 12/31/14 09:04



12065 Lebanon Rd.
 Mt. Juliet, TN 37122
 (615) 758-5858
 1-800-767-5859
 Fax (615) 758-5859

Tax I.D. 62-0814289

Est. 1970

REPORT OF ANALYSIS

Stacie Whitmer
 Chimney Rock Consulting
 7529 Counts Massie Road
 North Little Rock, AR 72113

December 31, 2014

Date Received : December 19, 2014
 Description : Nabors Landfill

ESC Sample # : L740006-23

Sample ID : NE-6

Site ID :

Collected By : Darren Motley
 Collection Date : 12/16/14 10:03

Project # :

Parameter	Result	MDL	RDL	Units	Qualifier	Method	Date	Dil.
Chloroform	U	0.32	5.0	ug/l		8260B	12/22/14	1
Chloromethane	U	0.28	2.5	ug/l		8260B	12/22/14	1
Dibromomethane	U	0.35	1.0	ug/l		8260B	12/22/14	1
1,2-Dibromoethane	U	0.38	1.0	ug/l		8260B	12/22/14	1
1,2-Dibromo-3-Chloropropane	U	1.3	5.0	ug/l		8260B	12/22/14	1
1,2-Dichlorobenzene	U	0.35	1.0	ug/l	J4	8260B	12/22/14	1
1,4-Dichlorobenzene	U	0.27	1.0	ug/l		8260B	12/22/14	1
trans-1,4-Dichloro-2-butene	U	0.87	2.5	ug/l		8260B	12/22/14	1
1,1-Dichloroethane	U	0.26	1.0	ug/l		8260B	12/22/14	1
1,2-Dichloroethane	U	0.36	1.0	ug/l		8260B	12/22/14	1
1,1-Dichloroethene	U	0.40	1.0	ug/l		8260B	12/22/14	1
cis-1,2-Dichloroethene	U	0.26	1.0	ug/l		8260B	12/22/14	1
trans-1,2-Dichloroethene	U	0.40	1.0	ug/l		8260B	12/22/14	1
1,2-Dichloropropane	U	0.31	1.0	ug/l		8260B	12/22/14	1
cis-1,3-Dichloropropene	U	0.42	1.0	ug/l		8260B	12/22/14	1
trans-1,3-Dichloropropene	U	0.42	1.0	ug/l		8260B	12/22/14	1
Ethylbenzene	U	0.38	1.0	ug/l		8260B	12/22/14	1
2-Hexanone	U	3.8	10.	ug/l		8260B	12/22/14	1
Iodomethane	U	1.7	10.	ug/l		8260B	12/22/14	1
2-Butanone (MEK)	U	3.9	15.	ug/l		8260B	12/22/14	1
Methylene Chloride	U	1.0	5.0	ug/l		8260B	12/22/14	1
4-Methyl-2-pentanone (MIBK)	U	2.1	10.	ug/l		8260B	12/22/14	1
Styrene	U	0.31	1.0	ug/l		8260B	12/22/14	1
1,1,1,2-Tetrachloroethane	U	0.38	1.0	ug/l		8260B	12/22/14	1
1,1,2,2-Tetrachloroethane	U	0.13	1.0	ug/l		8260B	12/22/14	1
Tetrachloroethene	U	0.37	1.0	ug/l		8260B	12/22/14	1
Toluene	U	0.78	5.0	ug/l		8260B	12/22/14	1
1,1,1-Trichloroethane	U	0.32	1.0	ug/l		8260B	12/22/14	1
1,1,2-Trichloroethane	U	0.38	1.0	ug/l		8260B	12/22/14	1
Trichloroethene	U	0.40	1.0	ug/l		8260B	12/22/14	1
Trichlorofluoromethane	U	1.2	5.0	ug/l		8260B	12/22/14	1
1,2,3-Trichloropropane	U	0.81	2.5	ug/l		8260B	12/22/14	1
Vinyl acetate	U	1.6	10.	ug/l	J4	8260B	12/22/14	1
Vinyl chloride	U	0.26	1.0	ug/l		8260B	12/22/14	1
Xylenes, Total	U	1.1	3.0	ug/l		8260B	12/22/14	1
Surrogate Recovery								
Toluene-d8	105.			% Rec.		8260B	12/22/14	1
Dibromofluoromethane	94.0			% Rec.		8260B	12/22/14	1
4-Bromofluorobenzene	105.			% Rec.		8260B	12/22/14	1

U = ND (Not Detected)
 RDL = Reported Detection Limit = LOQ = PQL = EQL = TRRP MQL
 MDL = Minimum Detection Limit = LOD = TRRP SDL

Note:
 The reported analytical results relate only to the sample submitted.
 This report shall not be reproduced, except in full, without the written approval from ESC.

Reported: 12/31/14 09:00 Printed: 12/31/14 09:04



12065 Lebanon Rd.
 Mt. Juliet, TN 37122
 (615) 758-5858
 1-800-767-5859
 Fax (615) 758-5859

Tax I.D. 62-0814289

Est. 1970

REPORT OF ANALYSIS

Stacie Whitmer
 Chimney Rock Consulting
 7529 Counts Massie Road
 North Little Rock, AR 72113

December 31, 2014

Date Received : December 19, 2014
 Description : Nabors Landfill

ESC Sample # : L740006-24

Sample ID : MW-1R

Site ID :

Collected By : Darren Motley
 Collection Date : 12/16/14 17:00

Project # :

Parameter	Result	MDL	RDL	Units	Qualifier	Method	Date	Dil.
Cyanide	U	1.8	5.0	ug/l		9012B	12/29/14	1
Sulfide	U	6.5	50.	ug/l		4500S2	12/21/14	1
TOC (Total Organic Carbon)	6600	100	1000	ug/l		9060A	12/30/14	1
Dissolved Solids	870000	2800	10000	ug/l		2540 C-	12/23/14	1
Antimony	0.63	0.21	2.0	ug/l	J	6020	12/30/14	1
Arsenic	25.	0.25	2.0	ug/l		6020	12/30/14	1
Beryllium	0.16	0.12	2.0	ug/l	J	6020	12/30/14	1
Cadmium	0.97	0.16	1.0	ug/l	J	6020	12/30/14	1
Copper	1.7	0.52	5.0	ug/l	J	6020	12/30/14	1
Lead	2.4	0.24	2.0	ug/l		6020	12/30/14	1
Selenium	0.50	0.38	2.0	ug/l	J	6020	12/30/14	1
Thallium	1.9	0.19	2.0	ug/l	J	6020	12/30/14	1
Tin	0.43	0.30	2.0	ug/l	J	6020	12/30/14	1
Zinc	1600	13.	130	ug/l		6020	12/30/14	5
Mercury	1.8	0.049	0.20	ug/l		7470A	12/26/14	1
Barium	170	1.7	5.0	ug/l		6010B	12/20/14	1
Chromium	3.4	1.4	10.	ug/l	J	6010B	12/20/14	1
Cobalt	120	2.3	10.	ug/l		6010B	12/20/14	1
Iron	7500	14.	100	ug/l		6010B	12/20/14	1
Manganese	700	1.2	10.	ug/l		6010B	12/20/14	1
Nickel	90.	4.9	20.	ug/l		6010B	12/20/14	1
Silver	U	2.8	10.	ug/l		6010B	12/20/14	1
Vanadium	U	2.4	20.	ug/l		6010B	12/20/14	1
Volatile Organics								
Acetone	U	10.	50.	ug/l		8260B	12/22/14	1
Acrylonitrile	U	1.9	10.	ug/l		8260B	12/22/14	1
Benzene	1.3	0.33	1.0	ug/l		8260B	12/22/14	1
Bromochloromethane	U	0.52	1.0	ug/l		8260B	12/22/14	1
Bromodichloromethane	U	0.38	1.0	ug/l		8260B	12/22/14	1
Bromoform	U	0.47	1.0	ug/l		8260B	12/22/14	1
Bromomethane	U	0.87	5.0	ug/l		8260B	12/22/14	1
Carbon disulfide	U	0.28	1.0	ug/l		8260B	12/22/14	1
Carbon tetrachloride	U	0.38	1.0	ug/l		8260B	12/22/14	1
Chlorobenzene	0.91	0.35	1.0	ug/l	J	8260B	12/22/14	1
Chlorodibromomethane	U	0.33	1.0	ug/l	J4	8260B	12/22/14	1
Chloroethane	2.2	0.45	5.0	ug/l	J	8260B	12/22/14	1

U = ND (Not Detected)
 RDL = Reported Detection Limit = LOQ = PQL = EQL = TRRP MQL
 MDL = Minimum Detection Limit = LOD = TRRP SDL

Note:
 The reported analytical results relate only to the sample submitted.
 This report shall not be reproduced, except in full, without the written approval from ESC.

Reported: 12/31/14 09:00 Printed: 12/31/14 09:04



12065 Lebanon Rd.
 Mt. Juliet, TN 37122
 (615) 758-5858
 1-800-767-5859
 Fax (615) 758-5859

Tax I.D. 62-0814289

Est. 1970

REPORT OF ANALYSIS

Stacie Whitmer
 Chimney Rock Consulting
 7529 Counts Massie Road
 North Little Rock, AR 72113

December 31, 2014

Date Received : December 19, 2014
 Description : Nabors Landfill

ESC Sample # : L740006-24

Sample ID : MW-1R

Site ID :

Collected By : Darren Motley
 Collection Date : 12/16/14 17:00

Project # :

Parameter	Result	MDL	RDL	Units	Qualifier	Method	Date	Dil.
Chloroform	U	0.32	5.0	ug/l		8260B	12/22/14	1
Chloromethane	U	0.28	2.5	ug/l		8260B	12/22/14	1
Dibromomethane	U	0.35	1.0	ug/l		8260B	12/22/14	1
1,2-Dibromoethane	U	0.38	1.0	ug/l		8260B	12/22/14	1
1,2-Dibromo-3-Chloropropane	U	1.3	5.0	ug/l		8260B	12/22/14	1
1,2-Dichlorobenzene	U	0.35	1.0	ug/l	J4	8260B	12/22/14	1
1,4-Dichlorobenzene	1.6	0.27	1.0	ug/l		8260B	12/22/14	1
trans-1,4-Dichloro-2-butene	U	0.87	2.5	ug/l		8260B	12/22/14	1
1,1-Dichloroethane	15.	0.26	1.0	ug/l		8260B	12/22/14	1
1,2-Dichloroethane	U	0.36	1.0	ug/l		8260B	12/22/14	1
1,1-Dichloroethene	U	0.40	1.0	ug/l		8260B	12/22/14	1
cis-1,2-Dichloroethene	9.3	0.26	1.0	ug/l		8260B	12/22/14	1
trans-1,2-Dichloroethene	U	0.40	1.0	ug/l		8260B	12/22/14	1
1,2-Dichloropropane	U	0.31	1.0	ug/l		8260B	12/22/14	1
cis-1,3-Dichloropropene	U	0.42	1.0	ug/l		8260B	12/22/14	1
trans-1,3-Dichloropropene	U	0.42	1.0	ug/l		8260B	12/22/14	1
Ethylbenzene	U	0.38	1.0	ug/l		8260B	12/22/14	1
2-Hexanone	U	3.8	10.	ug/l		8260B	12/22/14	1
Iodomethane	U	1.7	10.	ug/l		8260B	12/22/14	1
2-Butanone (MEK)	U	3.9	15.	ug/l		8260B	12/22/14	1
Methylene Chloride	U	1.0	5.0	ug/l		8260B	12/22/14	1
4-Methyl-2-pentanone (MIBK)	U	2.1	10.	ug/l		8260B	12/22/14	1
Styrene	U	0.31	1.0	ug/l		8260B	12/22/14	1
1,1,1,2-Tetrachloroethane	U	0.38	1.0	ug/l		8260B	12/22/14	1
1,1,2,2-Tetrachloroethane	U	0.13	1.0	ug/l		8260B	12/22/14	1
Tetrachloroethene	0.68	0.37	1.0	ug/l	J	8260B	12/22/14	1
Toluene	U	0.78	5.0	ug/l		8260B	12/22/14	1
1,1,1-Trichloroethane	U	0.32	1.0	ug/l		8260B	12/22/14	1
1,1,2-Trichloroethane	U	0.38	1.0	ug/l		8260B	12/22/14	1
Trichloroethene	1.4	0.40	1.0	ug/l		8260B	12/22/14	1
Trichlorofluoromethane	U	1.2	5.0	ug/l		8260B	12/22/14	1
1,2,3-Trichloropropane	U	0.81	2.5	ug/l		8260B	12/22/14	1
Vinyl acetate	U	1.6	10.	ug/l	J4	8260B	12/22/14	1
Vinyl chloride	3.3	0.26	1.0	ug/l		8260B	12/22/14	1
Xylenes, Total	U	1.1	3.0	ug/l		8260B	12/22/14	1
Surrogate Recovery								
Toluene-d8	104.			% Rec.		8260B	12/22/14	1
Dibromofluoromethane	93.6			% Rec.		8260B	12/22/14	1
4-Bromofluorobenzene	107.			% Rec.		8260B	12/22/14	1

U = ND (Not Detected)
 RDL = Reported Detection Limit = LOQ = PQL = EQL = TRRP MQL
 MDL = Minimum Detection Limit = LOD = TRRP SDL

Note:
 The reported analytical results relate only to the sample submitted.
 This report shall not be reproduced, except in full, without the written approval from ESC.

Reported: 12/31/14 09:00 Printed: 12/31/14 09:04



12065 Lebanon Rd.
 Mt. Juliet, TN 37122
 (615) 758-5858
 1-800-767-5859
 Fax (615) 758-5859

Tax I.D. 62-0814289

Est. 1970

REPORT OF ANALYSIS

Stacie Whitmer
 Chimney Rock Consulting
 7529 Counts Massie Road
 North Little Rock, AR 72113

December 31, 2014

Date Received : December 19, 2014
 Description : Nabors Landfill

ESC Sample # : L740006-25

Sample ID : TSP-3

Site ID :

Collected By : Darren Motley
 Collection Date : 12/17/14 09:30

Project # :

Parameter	Result	MDL	RDL	Units	Qualifier	Method	Date	Dil.
Cyanide	U	1.8	5.0	ug/l		9012B	12/29/14	1
Sulfide	U	6.5	50.	ug/l		4500S2	12/21/14	1
TOC (Total Organic Carbon)	2600	100	1000	ug/l		9060A	12/30/14	1
Dissolved Solids	360000	2800	10000	ug/l		2540 C-	12/24/14	1
Antimony	0.57	0.21	2.0	ug/l	J	6020	12/30/14	1
Arsenic	0.77	0.25	2.0	ug/l	J	6020	12/30/14	1
Beryllium	0.16	0.12	2.0	ug/l	J	6020	12/30/14	1
Cadmium	0.27	0.16	1.0	ug/l	J	6020	12/30/14	1
Copper	0.88	0.52	5.0	ug/l	J	6020	12/30/14	1
Lead	0.45	0.24	2.0	ug/l	J	6020	12/30/14	1
Selenium	U	0.38	2.0	ug/l		6020	12/30/14	1
Thallium	U	0.19	2.0	ug/l		6020	12/30/14	1
Tin	0.39	0.30	2.0	ug/l	J	6020	12/30/14	1
Zinc	9.1	2.6	25.	ug/l	J	6020	12/30/14	1
Mercury	U	0.049	0.20	ug/l		7470A	12/26/14	1
Barium	76.	1.7	5.0	ug/l		6010B	12/20/14	1
Chromium	U	1.4	10.	ug/l		6010B	12/20/14	1
Cobalt	U	2.3	10.	ug/l		6010B	12/20/14	1
Iron	52.	14.	100	ug/l	J	6010B	12/20/14	1
Manganese	7.1	1.2	10.	ug/l	J	6010B	12/20/14	1
Nickel	U	4.9	20.	ug/l		6010B	12/20/14	1
Silver	U	2.8	10.	ug/l		6010B	12/20/14	1
Vanadium	U	2.4	20.	ug/l		6010B	12/20/14	1
Volatile Organics								
Acetone	U	10.	50.	ug/l		8260B	12/22/14	1
Acrylonitrile	U	1.9	10.	ug/l		8260B	12/22/14	1
Benzene	U	0.33	1.0	ug/l		8260B	12/22/14	1
Bromochloromethane	U	0.52	1.0	ug/l		8260B	12/22/14	1
Bromodichloromethane	U	0.38	1.0	ug/l		8260B	12/22/14	1
Bromoform	U	0.47	1.0	ug/l		8260B	12/22/14	1
Bromomethane	U	0.87	5.0	ug/l		8260B	12/22/14	1
Carbon disulfide	U	0.28	1.0	ug/l		8260B	12/22/14	1
Carbon tetrachloride	U	0.38	1.0	ug/l		8260B	12/22/14	1
Chlorobenzene	U	0.35	1.0	ug/l		8260B	12/22/14	1
Chlorodibromomethane	U	0.33	1.0	ug/l	J4	8260B	12/22/14	1
Chloroethane	U	0.45	5.0	ug/l		8260B	12/22/14	1

U = ND (Not Detected)
 RDL = Reported Detection Limit = LOQ = PQL = EQL = TRRP MQL
 MDL = Minimum Detection Limit = LOD = TRRP SDL

Note:
 The reported analytical results relate only to the sample submitted.
 This report shall not be reproduced, except in full, without the written approval from ESC.

Reported: 12/31/14 09:00 Printed: 12/31/14 09:04



12065 Lebanon Rd.
 Mt. Juliet, TN 37122
 (615) 758-5858
 1-800-767-5859
 Fax (615) 758-5859

Tax I.D. 62-0814289

Est. 1970

REPORT OF ANALYSIS

Stacie Whitmer
 Chimney Rock Consulting
 7529 Counts Massie Road
 North Little Rock, AR 72113

December 31, 2014

Date Received : December 19, 2014
 Description : Nabors Landfill

ESC Sample # : L740006-25

Sample ID : TSP-3

Site ID :

Collected By : Darren Motley
 Collection Date : 12/17/14 09:30

Project # :

Parameter	Result	MDL	RDL	Units	Qualifier	Method	Date	Dil.
Chloroform	U	0.32	5.0	ug/l		8260B	12/22/14	1
Chloromethane	U	0.28	2.5	ug/l		8260B	12/22/14	1
Dibromomethane	U	0.35	1.0	ug/l		8260B	12/22/14	1
1,2-Dibromoethane	U	0.38	1.0	ug/l		8260B	12/22/14	1
1,2-Dibromo-3-Chloropropane	U	1.3	5.0	ug/l		8260B	12/22/14	1
1,2-Dichlorobenzene	U	0.35	1.0	ug/l	J4	8260B	12/22/14	1
1,4-Dichlorobenzene	U	0.27	1.0	ug/l		8260B	12/22/14	1
trans-1,4-Dichloro-2-butene	U	0.87	2.5	ug/l		8260B	12/22/14	1
1,1-Dichloroethane	U	0.26	1.0	ug/l		8260B	12/22/14	1
1,2-Dichloroethane	U	0.36	1.0	ug/l		8260B	12/22/14	1
1,1-Dichloroethene	U	0.40	1.0	ug/l		8260B	12/22/14	1
cis-1,2-Dichloroethene	U	0.26	1.0	ug/l		8260B	12/22/14	1
trans-1,2-Dichloroethene	U	0.40	1.0	ug/l		8260B	12/22/14	1
1,2-Dichloropropane	U	0.31	1.0	ug/l		8260B	12/22/14	1
cis-1,3-Dichloropropene	U	0.42	1.0	ug/l		8260B	12/22/14	1
trans-1,3-Dichloropropene	U	0.42	1.0	ug/l		8260B	12/22/14	1
Ethylbenzene	U	0.38	1.0	ug/l		8260B	12/22/14	1
2-Hexanone	U	3.8	10.	ug/l		8260B	12/22/14	1
Iodomethane	U	1.7	10.	ug/l		8260B	12/22/14	1
2-Butanone (MEK)	U	3.9	15.	ug/l		8260B	12/22/14	1
Methylene Chloride	U	1.0	5.0	ug/l		8260B	12/22/14	1
4-Methyl-2-pentanone (MIBK)	U	2.1	10.	ug/l		8260B	12/22/14	1
Styrene	U	0.31	1.0	ug/l		8260B	12/22/14	1
1,1,1,2-Tetrachloroethane	U	0.38	1.0	ug/l		8260B	12/22/14	1
1,1,2,2-Tetrachloroethane	U	0.13	1.0	ug/l		8260B	12/22/14	1
Tetrachloroethene	U	0.37	1.0	ug/l		8260B	12/22/14	1
Toluene	U	0.78	5.0	ug/l		8260B	12/22/14	1
1,1,1-Trichloroethane	U	0.32	1.0	ug/l		8260B	12/22/14	1
1,1,2-Trichloroethane	U	0.38	1.0	ug/l		8260B	12/22/14	1
Trichloroethene	U	0.40	1.0	ug/l		8260B	12/22/14	1
Trichlorofluoromethane	U	1.2	5.0	ug/l		8260B	12/22/14	1
1,2,3-Trichloropropane	U	0.81	2.5	ug/l		8260B	12/22/14	1
Vinyl acetate	U	1.6	10.	ug/l	J4	8260B	12/22/14	1
Vinyl chloride	U	0.26	1.0	ug/l		8260B	12/22/14	1
Xylenes, Total	U	1.1	3.0	ug/l		8260B	12/22/14	1
Surrogate Recovery								
Toluene-d8	105.			% Rec.		8260B	12/22/14	1
Dibromofluoromethane	95.1			% Rec.		8260B	12/22/14	1
4-Bromofluorobenzene	105.			% Rec.		8260B	12/22/14	1

U = ND (Not Detected)
 RDL = Reported Detection Limit = LOQ = PQL = EQL = TRRP MQL
 MDL = Minimum Detection Limit = LOD = TRRP SDL

Note:
 The reported analytical results relate only to the sample submitted.
 This report shall not be reproduced, except in full, without the written approval from ESC.

Reported: 12/31/14 09:00 Printed: 12/31/14 09:04



12065 Lebanon Rd.
 Mt. Juliet, TN 37122
 (615) 758-5858
 1-800-767-5859
 Fax (615) 758-5859

Tax I.D. 62-0814289

Est. 1970

REPORT OF ANALYSIS

Stacie Whitmer
 Chimney Rock Consulting
 7529 Counts Massie Road
 North Little Rock, AR 72113

December 31, 2014

Date Received : December 19, 2014
 Description : Nabors Landfill
 Sample ID : TSP-4
 Collected By : Darren Motley
 Collection Date : 12/17/14 09:00

ESC Sample # : L740006-26
 Site ID :
 Project # :

Parameter	Result	MDL	RDL	Units	Qualifier	Method	Date	Dil.
Cyanide	U	1.8	5.0	ug/l		9012B	12/29/14	1
Sulfide	U	6.5	50.	ug/l		4500S2	12/21/14	1
TOC (Total Organic Carbon)	5000	100	1000	ug/l		9060A	12/30/14	1
Dissolved Solids	340000	2800	10000	ug/l		2540 C-	12/24/14	1
Antimony	0.64	0.21	2.0	ug/l	J	6020	12/30/14	1
Arsenic	1.2	0.25	2.0	ug/l	J	6020	12/30/14	1
Beryllium	0.23	0.12	2.0	ug/l	J	6020	12/30/14	1
Cadmium	0.94	0.16	1.0	ug/l	J	6020	12/30/14	1
Copper	1.6	0.52	5.0	ug/l	J	6020	12/30/14	1
Lead	12.	0.24	2.0	ug/l		6020	12/30/14	1
Selenium	U	0.38	2.0	ug/l		6020	12/30/14	1
Thallium	U	0.19	2.0	ug/l		6020	12/30/14	1
Tin	0.34	0.30	2.0	ug/l	J	6020	12/30/14	1
Zinc	44.	2.6	25.	ug/l		6020	12/30/14	1
Mercury	U	0.049	0.20	ug/l		7470A	12/26/14	1
Barium	64.	1.7	5.0	ug/l		6010B	12/20/14	1
Chromium	U	1.4	10.	ug/l		6010B	12/20/14	1
Cobalt	U	2.3	10.	ug/l		6010B	12/20/14	1
Iron	1100	14.	100	ug/l		6010B	12/20/14	1
Manganese	130	1.2	10.	ug/l		6010B	12/20/14	1
Nickel	U	4.9	20.	ug/l		6010B	12/20/14	1
Silver	U	2.8	10.	ug/l		6010B	12/20/14	1
Vanadium	U	2.4	20.	ug/l		6010B	12/20/14	1
Volatile Organics								
Acetone	U	10.	50.	ug/l		8260B	12/22/14	1
Acrylonitrile	U	1.9	10.	ug/l		8260B	12/22/14	1
Benzene	U	0.33	1.0	ug/l		8260B	12/22/14	1
Bromochloromethane	U	0.52	1.0	ug/l		8260B	12/22/14	1
Bromodichloromethane	U	0.38	1.0	ug/l		8260B	12/22/14	1
Bromoform	U	0.47	1.0	ug/l		8260B	12/22/14	1
Bromomethane	U	0.87	5.0	ug/l		8260B	12/22/14	1
Carbon disulfide	U	0.28	1.0	ug/l		8260B	12/22/14	1
Carbon tetrachloride	U	0.38	1.0	ug/l		8260B	12/22/14	1
Chlorobenzene	U	0.35	1.0	ug/l		8260B	12/22/14	1
Chlorodibromomethane	U	0.33	1.0	ug/l	J4	8260B	12/22/14	1
Chloroethane	U	0.45	5.0	ug/l		8260B	12/22/14	1

U = ND (Not Detected)
 RDL = Reported Detection Limit = LOQ = PQL = EQL = TRRP MQL
 MDL = Minimum Detection Limit = LOD = TRRP SDL

Note:
 The reported analytical results relate only to the sample submitted.
 This report shall not be reproduced, except in full, without the written approval from ESC.

Reported: 12/31/14 09:00 Printed: 12/31/14 09:04



12065 Lebanon Rd.
 Mt. Juliet, TN 37122
 (615) 758-5858
 1-800-767-5859
 Fax (615) 758-5859

Tax I.D. 62-0814289

Est. 1970

REPORT OF ANALYSIS

Stacie Whitmer
 Chimney Rock Consulting
 7529 Counts Massie Road
 North Little Rock, AR 72113

December 31, 2014

Date Received : December 19, 2014
 Description : Nabors Landfill

ESC Sample # : L740006-26

Sample ID : TSP-4

Site ID :

Collected By : Darren Motley
 Collection Date : 12/17/14 09:00

Project # :

Parameter	Result	MDL	RDL	Units	Qualifier	Method	Date	Dil.
Chloroform	U	0.32	5.0	ug/l		8260B	12/22/14	1
Chloromethane	U	0.28	2.5	ug/l		8260B	12/22/14	1
Dibromomethane	U	0.35	1.0	ug/l		8260B	12/22/14	1
1,2-Dibromoethane	U	0.38	1.0	ug/l		8260B	12/22/14	1
1,2-Dibromo-3-Chloropropane	U	1.3	5.0	ug/l		8260B	12/22/14	1
1,2-Dichlorobenzene	U	0.35	1.0	ug/l	J4	8260B	12/22/14	1
1,4-Dichlorobenzene	U	0.27	1.0	ug/l		8260B	12/22/14	1
trans-1,4-Dichloro-2-butene	U	0.87	2.5	ug/l		8260B	12/22/14	1
1,1-Dichloroethane	U	0.26	1.0	ug/l		8260B	12/22/14	1
1,2-Dichloroethane	U	0.36	1.0	ug/l		8260B	12/22/14	1
1,1-Dichloroethene	U	0.40	1.0	ug/l		8260B	12/22/14	1
cis-1,2-Dichloroethene	U	0.26	1.0	ug/l		8260B	12/22/14	1
trans-1,2-Dichloroethene	U	0.40	1.0	ug/l		8260B	12/22/14	1
1,2-Dichloropropane	U	0.31	1.0	ug/l		8260B	12/22/14	1
cis-1,3-Dichloropropene	U	0.42	1.0	ug/l		8260B	12/22/14	1
trans-1,3-Dichloropropene	U	0.42	1.0	ug/l		8260B	12/22/14	1
Ethylbenzene	U	0.38	1.0	ug/l		8260B	12/22/14	1
2-Hexanone	U	3.8	10.	ug/l		8260B	12/22/14	1
Iodomethane	U	1.7	10.	ug/l		8260B	12/22/14	1
2-Butanone (MEK)	U	3.9	15.	ug/l		8260B	12/22/14	1
Methylene Chloride	U	1.0	5.0	ug/l		8260B	12/22/14	1
4-Methyl-2-pentanone (MIBK)	U	2.1	10.	ug/l		8260B	12/22/14	1
Styrene	U	0.31	1.0	ug/l		8260B	12/22/14	1
1,1,1,2-Tetrachloroethane	U	0.38	1.0	ug/l		8260B	12/22/14	1
1,1,2,2-Tetrachloroethane	U	0.13	1.0	ug/l		8260B	12/22/14	1
Tetrachloroethene	U	0.37	1.0	ug/l		8260B	12/22/14	1
Toluene	U	0.78	5.0	ug/l		8260B	12/22/14	1
1,1,1-Trichloroethane	U	0.32	1.0	ug/l		8260B	12/22/14	1
1,1,2-Trichloroethane	U	0.38	1.0	ug/l		8260B	12/22/14	1
Trichloroethene	U	0.40	1.0	ug/l		8260B	12/22/14	1
Trichlorofluoromethane	U	1.2	5.0	ug/l		8260B	12/22/14	1
1,2,3-Trichloropropane	U	0.81	2.5	ug/l		8260B	12/22/14	1
Vinyl acetate	U	1.6	10.	ug/l	J4	8260B	12/22/14	1
Vinyl chloride	U	0.26	1.0	ug/l		8260B	12/22/14	1
Xylenes, Total	U	1.1	3.0	ug/l		8260B	12/22/14	1
Surrogate Recovery								
Toluene-d8	104.			% Rec.		8260B	12/22/14	1
Dibromofluoromethane	94.4			% Rec.		8260B	12/22/14	1
4-Bromofluorobenzene	106.			% Rec.		8260B	12/22/14	1

U = ND (Not Detected)
 RDL = Reported Detection Limit = LOQ = PQL = EQL = TRRP MQL
 MDL = Minimum Detection Limit = LOD = TRRP SDL

Note:
 The reported analytical results relate only to the sample submitted.
 This report shall not be reproduced, except in full, without the written approval from ESC.

Reported: 12/31/14 09:00 Printed: 12/31/14 09:04



12065 Lebanon Rd.
 Mt. Juliet, TN 37122
 (615) 758-5858
 1-800-767-5859
 Fax (615) 758-5859

Tax I.D. 62-0814289

Est. 1970

REPORT OF ANALYSIS

Stacie Whitmer
 Chimney Rock Consulting
 7529 Counts Massie Road
 North Little Rock, AR 72113

December 31, 2014

Date Received : December 19, 2014
 Description : Nabors Landfill

ESC Sample # : L740006-27

Sample ID : SP-7

Site ID :

Collected By : Darren Motley
 Collection Date : 12/16/14 12:55

Project # :

Parameter	Result	MDL	RDL	Units	Qualifier	Method	Date	Dil.
Cyanide	U	1.8	5.0	ug/l		9012B	12/29/14	1
Sulfide	U	6.5	50.	ug/l		4500S2	12/21/14	1
TOC (Total Organic Carbon)	2500	100	1000	ug/l		9060A	12/30/14	1
Dissolved Solids	270000	2800	10000	ug/l		2540 C-	12/23/14	1
Antimony	0.57	0.21	2.0	ug/l	J	6020	12/30/14	1
Arsenic	4.2	0.25	2.0	ug/l		6020	12/30/14	1
Beryllium	0.16	0.12	2.0	ug/l	J	6020	12/30/14	1
Cadmium	0.19	0.16	1.0	ug/l	J	6020	12/30/14	1
Copper	0.66	0.52	5.0	ug/l	J	6020	12/30/14	1
Lead	0.42	0.24	2.0	ug/l	J	6020	12/30/14	1
Selenium	U	0.38	2.0	ug/l		6020	12/30/14	1
Thallium	U	0.19	2.0	ug/l		6020	12/30/14	1
Tin	0.37	0.30	2.0	ug/l	J	6020	12/30/14	1
Zinc	5.0	2.6	25.	ug/l	J	6020	12/30/14	1
Mercury	U	0.049	0.20	ug/l		7470A	12/26/14	1
Barium	71.	1.7	5.0	ug/l		6010B	12/20/14	1
Chromium	U	1.4	10.	ug/l		6010B	12/20/14	1
Cobalt	U	2.3	10.	ug/l		6010B	12/20/14	1
Iron	2400	14.	100	ug/l		6010B	12/20/14	1
Manganese	960	1.2	10.	ug/l		6010B	12/20/14	1
Nickel	U	4.9	20.	ug/l		6010B	12/20/14	1
Silver	U	2.8	10.	ug/l		6010B	12/20/14	1
Vanadium	U	2.4	20.	ug/l		6010B	12/20/14	1
Volatile Organics								
Acetone	U	10.	50.	ug/l		8260B	12/22/14	1
Acrylonitrile	U	1.9	10.	ug/l		8260B	12/22/14	1
Benzene	U	0.33	1.0	ug/l		8260B	12/22/14	1
Bromochloromethane	U	0.52	1.0	ug/l		8260B	12/22/14	1
Bromodichloromethane	U	0.38	1.0	ug/l		8260B	12/22/14	1
Bromoform	U	0.47	1.0	ug/l		8260B	12/22/14	1
Bromomethane	U	0.87	5.0	ug/l		8260B	12/22/14	1
Carbon disulfide	U	0.28	1.0	ug/l		8260B	12/22/14	1
Carbon tetrachloride	U	0.38	1.0	ug/l		8260B	12/22/14	1
Chlorobenzene	U	0.35	1.0	ug/l		8260B	12/22/14	1
Chlorodibromomethane	U	0.33	1.0	ug/l	J4	8260B	12/22/14	1
Chloroethane	U	0.45	5.0	ug/l		8260B	12/22/14	1

U = ND (Not Detected)
 RDL = Reported Detection Limit = LOQ = PQL = EQL = TRRP MQL
 MDL = Minimum Detection Limit = LOD = TRRP SDL

Note:
 The reported analytical results relate only to the sample submitted.
 This report shall not be reproduced, except in full, without the written approval from ESC.

Reported: 12/31/14 09:00 Printed: 12/31/14 09:04



12065 Lebanon Rd.
 Mt. Juliet, TN 37122
 (615) 758-5858
 1-800-767-5859
 Fax (615) 758-5859

Tax I.D. 62-0814289

Est. 1970

REPORT OF ANALYSIS

Stacie Whitmer
 Chimney Rock Consulting
 7529 Counts Massie Road
 North Little Rock, AR 72113

December 31, 2014

Date Received : December 19, 2014
 Description : Nabors Landfill

ESC Sample # : L740006-27

Sample ID : SP-7

Site ID :

Collected By : Darren Motley
 Collection Date : 12/16/14 12:55

Project # :

Parameter	Result	MDL	RDL	Units	Qualifier	Method	Date	Dil.
Chloroform	U	0.32	5.0	ug/l		8260B	12/22/14	1
Chloromethane	U	0.28	2.5	ug/l		8260B	12/22/14	1
Dibromomethane	U	0.35	1.0	ug/l		8260B	12/22/14	1
1,2-Dibromoethane	U	0.38	1.0	ug/l		8260B	12/22/14	1
1,2-Dibromo-3-Chloropropane	U	1.3	5.0	ug/l		8260B	12/22/14	1
1,2-Dichlorobenzene	U	0.35	1.0	ug/l	J4	8260B	12/22/14	1
1,4-Dichlorobenzene	U	0.27	1.0	ug/l		8260B	12/22/14	1
trans-1,4-Dichloro-2-butene	U	0.87	2.5	ug/l		8260B	12/22/14	1
1,1-Dichloroethane	U	0.26	1.0	ug/l		8260B	12/22/14	1
1,2-Dichloroethane	U	0.36	1.0	ug/l		8260B	12/22/14	1
1,1-Dichloroethene	U	0.40	1.0	ug/l		8260B	12/22/14	1
cis-1,2-Dichloroethene	U	0.26	1.0	ug/l		8260B	12/22/14	1
trans-1,2-Dichloroethene	U	0.40	1.0	ug/l		8260B	12/22/14	1
1,2-Dichloropropane	U	0.31	1.0	ug/l		8260B	12/22/14	1
cis-1,3-Dichloropropene	U	0.42	1.0	ug/l		8260B	12/22/14	1
trans-1,3-Dichloropropene	U	0.42	1.0	ug/l		8260B	12/22/14	1
Ethylbenzene	U	0.38	1.0	ug/l		8260B	12/22/14	1
2-Hexanone	U	3.8	10.	ug/l		8260B	12/22/14	1
Iodomethane	U	1.7	10.	ug/l		8260B	12/22/14	1
2-Butanone (MEK)	U	3.9	15.	ug/l		8260B	12/22/14	1
Methylene Chloride	U	1.0	5.0	ug/l		8260B	12/22/14	1
4-Methyl-2-pentanone (MIBK)	U	2.1	10.	ug/l		8260B	12/22/14	1
Styrene	U	0.31	1.0	ug/l		8260B	12/22/14	1
1,1,1,2-Tetrachloroethane	U	0.38	1.0	ug/l		8260B	12/22/14	1
1,1,2,2-Tetrachloroethane	U	0.13	1.0	ug/l		8260B	12/22/14	1
Tetrachloroethene	U	0.37	1.0	ug/l		8260B	12/22/14	1
Toluene	U	0.78	5.0	ug/l		8260B	12/22/14	1
1,1,1-Trichloroethane	U	0.32	1.0	ug/l		8260B	12/22/14	1
1,1,2-Trichloroethane	U	0.38	1.0	ug/l		8260B	12/22/14	1
Trichloroethene	U	0.40	1.0	ug/l		8260B	12/22/14	1
Trichlorofluoromethane	U	1.2	5.0	ug/l		8260B	12/22/14	1
1,2,3-Trichloropropane	U	0.81	2.5	ug/l		8260B	12/22/14	1
Vinyl acetate	U	1.6	10.	ug/l	J4	8260B	12/22/14	1
Vinyl chloride	U	0.26	1.0	ug/l		8260B	12/22/14	1
Xylenes, Total	U	1.1	3.0	ug/l		8260B	12/22/14	1
Surrogate Recovery								
Toluene-d8	104.			% Rec.		8260B	12/22/14	1
Dibromofluoromethane	92.6			% Rec.		8260B	12/22/14	1
4-Bromofluorobenzene	105.			% Rec.		8260B	12/22/14	1

U = ND (Not Detected)
 RDL = Reported Detection Limit = LOQ = PQL = EQL = TRRP MQL
 MDL = Minimum Detection Limit = LOD = TRRP SDL

Note:
 The reported analytical results relate only to the sample submitted.
 This report shall not be reproduced, except in full, without the written approval from ESC.

Reported: 12/31/14 09:00 Printed: 12/31/14 09:04



12065 Lebanon Rd.
 Mt. Juliet, TN 37122
 (615) 758-5858
 1-800-767-5859
 Fax (615) 758-5859

Tax I.D. 62-0814289

Est. 1970

REPORT OF ANALYSIS

Stacie Whitmer
 Chimney Rock Consulting
 7529 Counts Massie Road
 North Little Rock, AR 72113

December 31, 2014

Date Received : December 19, 2014
 Description : Nabors Landfill

ESC Sample # : L740006-28

Sample ID : SPRING-A

Site ID :

Collected By : Darren Motley
 Collection Date : 12/16/14 14:30

Project # :

Parameter	Result	MDL	RDL	Units	Qualifier	Method	Date	Dil.
Cyanide	U	1.8	5.0	ug/l		9012B	12/29/14	1
Sulfide	U	6.5	50.	ug/l		4500S2	12/21/14	1
TOC (Total Organic Carbon)	2500	100	1000	ug/l		9060A	12/30/14	1
Dissolved Solids	250000	2800	10000	ug/l		2540 C-	12/23/14	1
Antimony	0.69	0.21	2.0	ug/l	J	6020	12/30/14	1
Arsenic	1.4	0.25	2.0	ug/l	J	6020	12/30/14	1
Beryllium	0.21	0.12	2.0	ug/l	J	6020	12/30/14	1
Cadmium	0.38	0.16	1.0	ug/l	J	6020	12/30/14	1
Copper	1.1	0.52	5.0	ug/l	J	6020	12/30/14	1
Lead	1.4	0.24	2.0	ug/l	J	6020	12/30/14	1
Selenium	U	0.38	2.0	ug/l		6020	12/30/14	1
Thallium	U	0.19	2.0	ug/l		6020	12/30/14	1
Tin	0.36	0.30	2.0	ug/l	J	6020	12/30/14	1
Zinc	24.	2.6	25.	ug/l	J	6020	12/30/14	1
Mercury	U	0.049	0.20	ug/l		7470A	12/26/14	1
Barium	51.	1.7	5.0	ug/l		6010B	12/20/14	1
Chromium	U	1.4	10.	ug/l		6010B	12/20/14	1
Cobalt	U	2.3	10.	ug/l		6010B	12/20/14	1
Iron	670	14.	100	ug/l		6010B	12/20/14	1
Manganese	64.	1.2	10.	ug/l		6010B	12/20/14	1
Nickel	U	4.9	20.	ug/l		6010B	12/20/14	1
Silver	U	2.8	10.	ug/l		6010B	12/20/14	1
Vanadium	U	2.4	20.	ug/l		6010B	12/20/14	1
Volatile Organics								
Acetone	U	10.	50.	ug/l		8260B	12/22/14	1
Acrylonitrile	U	1.9	10.	ug/l		8260B	12/22/14	1
Benzene	U	0.33	1.0	ug/l		8260B	12/22/14	1
Bromochloromethane	U	0.52	1.0	ug/l		8260B	12/22/14	1
Bromodichloromethane	U	0.38	1.0	ug/l		8260B	12/22/14	1
Bromoform	U	0.47	1.0	ug/l		8260B	12/22/14	1
Bromomethane	U	0.87	5.0	ug/l		8260B	12/22/14	1
Carbon disulfide	U	0.28	1.0	ug/l		8260B	12/22/14	1
Carbon tetrachloride	U	0.38	1.0	ug/l		8260B	12/22/14	1
Chlorobenzene	U	0.35	1.0	ug/l		8260B	12/22/14	1
Chlorodibromomethane	U	0.33	1.0	ug/l	J4	8260B	12/22/14	1
Chloroethane	U	0.45	5.0	ug/l		8260B	12/22/14	1

U = ND (Not Detected)
 RDL = Reported Detection Limit = LOQ = PQL = EQL = TRRP MQL
 MDL = Minimum Detection Limit = LOD = TRRP SDL

Note:
 The reported analytical results relate only to the sample submitted.
 This report shall not be reproduced, except in full, without the written approval from ESC.

Reported: 12/31/14 09:00 Printed: 12/31/14 09:04



12065 Lebanon Rd.
 Mt. Juliet, TN 37122
 (615) 758-5858
 1-800-767-5859
 Fax (615) 758-5859

Tax I.D. 62-0814289

Est. 1970

REPORT OF ANALYSIS

Stacie Whitmer
 Chimney Rock Consulting
 7529 Counts Massie Road
 North Little Rock, AR 72113

December 31, 2014

Date Received : December 19, 2014
 Description : Nabors Landfill

ESC Sample # : L740006-28

Sample ID : SPRING-A

Site ID :

Collected By : Darren Motley
 Collection Date : 12/16/14 14:30

Project # :

Parameter	Result	MDL	RDL	Units	Qualifier	Method	Date	Dil.
Chloroform	U	0.32	5.0	ug/l		8260B	12/22/14	1
Chloromethane	U	0.28	2.5	ug/l		8260B	12/22/14	1
Dibromomethane	U	0.35	1.0	ug/l		8260B	12/22/14	1
1,2-Dibromoethane	U	0.38	1.0	ug/l		8260B	12/22/14	1
1,2-Dibromo-3-Chloropropane	U	1.3	5.0	ug/l		8260B	12/22/14	1
1,2-Dichlorobenzene	U	0.35	1.0	ug/l	J4	8260B	12/22/14	1
1,4-Dichlorobenzene	U	0.27	1.0	ug/l		8260B	12/22/14	1
trans-1,4-Dichloro-2-butene	U	0.87	2.5	ug/l		8260B	12/22/14	1
1,1-Dichloroethane	U	0.26	1.0	ug/l		8260B	12/22/14	1
1,2-Dichloroethane	U	0.36	1.0	ug/l		8260B	12/22/14	1
1,1-Dichloroethene	U	0.40	1.0	ug/l		8260B	12/22/14	1
cis-1,2-Dichloroethene	U	0.26	1.0	ug/l		8260B	12/22/14	1
trans-1,2-Dichloroethene	U	0.40	1.0	ug/l		8260B	12/22/14	1
1,2-Dichloropropane	U	0.31	1.0	ug/l		8260B	12/22/14	1
cis-1,3-Dichloropropene	U	0.42	1.0	ug/l		8260B	12/22/14	1
trans-1,3-Dichloropropene	U	0.42	1.0	ug/l		8260B	12/22/14	1
Ethylbenzene	U	0.38	1.0	ug/l		8260B	12/22/14	1
2-Hexanone	U	3.8	10.	ug/l		8260B	12/22/14	1
Iodomethane	U	1.7	10.	ug/l		8260B	12/22/14	1
2-Butanone (MEK)	U	3.9	15.	ug/l		8260B	12/22/14	1
Methylene Chloride	U	1.0	5.0	ug/l		8260B	12/22/14	1
4-Methyl-2-pentanone (MIBK)	U	2.1	10.	ug/l		8260B	12/22/14	1
Styrene	U	0.31	1.0	ug/l		8260B	12/22/14	1
1,1,1,2-Tetrachloroethane	U	0.38	1.0	ug/l		8260B	12/22/14	1
1,1,2,2-Tetrachloroethane	U	0.13	1.0	ug/l		8260B	12/22/14	1
Tetrachloroethene	U	0.37	1.0	ug/l		8260B	12/22/14	1
Toluene	U	0.78	5.0	ug/l		8260B	12/22/14	1
1,1,1-Trichloroethane	U	0.32	1.0	ug/l		8260B	12/22/14	1
1,1,2-Trichloroethane	U	0.38	1.0	ug/l		8260B	12/22/14	1
Trichloroethene	U	0.40	1.0	ug/l		8260B	12/22/14	1
Trichlorofluoromethane	U	1.2	5.0	ug/l		8260B	12/22/14	1
1,2,3-Trichloropropane	U	0.81	2.5	ug/l		8260B	12/22/14	1
Vinyl acetate	U	1.6	10.	ug/l	J4	8260B	12/22/14	1
Vinyl chloride	U	0.26	1.0	ug/l		8260B	12/22/14	1
Xylenes, Total	U	1.1	3.0	ug/l		8260B	12/22/14	1
Surrogate Recovery								
Toluene-d8	104.			% Rec.		8260B	12/22/14	1
Dibromofluoromethane	92.8			% Rec.		8260B	12/22/14	1
4-Bromofluorobenzene	105.			% Rec.		8260B	12/22/14	1

U = ND (Not Detected)
 RDL = Reported Detection Limit = LOQ = PQL = EQL = TRRP MQL
 MDL = Minimum Detection Limit = LOD = TRRP SDL

Note:
 The reported analytical results relate only to the sample submitted.
 This report shall not be reproduced, except in full, without the written approval from ESC.

Reported: 12/31/14 09:00 Printed: 12/31/14 09:04



12065 Lebanon Rd.
 Mt. Juliet, TN 37122
 (615) 758-5858
 1-800-767-5859
 Fax (615) 758-5859

Tax I.D. 62-0814289

Est. 1970

REPORT OF ANALYSIS

Stacie Whitmer
 Chimney Rock Consulting
 7529 Counts Massie Road
 North Little Rock, AR 72113

December 31, 2014

Date Received : December 19, 2014
 Description : Nabors Landfill
 Sample ID : SPRING-B
 Collected By : Darren Motley
 Collection Date : 12/16/14 13:25

ESC Sample # : L740006-29

Site ID :

Project # :

Parameter	Result	MDL	RDL	Units	Qualifier	Method	Date	Dil.
Cyanide	U	1.8	5.0	ug/l		9012B	12/29/14	1
Sulfide	U	6.5	50.	ug/l		4500S2	12/21/14	1
TOC (Total Organic Carbon)	5200	100	1000	ug/l		9060A	12/30/14	1
Dissolved Solids	630000	2800	10000	ug/l		2540 C-	12/23/14	1
Antimony	0.63	0.21	2.0	ug/l	J	6020	12/30/14	1
Arsenic	1.2	0.25	2.0	ug/l	J	6020	12/30/14	1
Beryllium	0.16	0.12	2.0	ug/l	J	6020	12/30/14	1
Cadmium	0.51	0.16	1.0	ug/l	J	6020	12/30/14	1
Copper	1.5	0.52	5.0	ug/l	J	6020	12/30/14	1
Lead	0.36	0.24	2.0	ug/l	J	6020	12/30/14	1
Selenium	1.0	0.38	2.0	ug/l	J	6020	12/30/14	1
Thallium	U	0.19	2.0	ug/l		6020	12/30/14	1
Tin	0.41	0.30	2.0	ug/l	J	6020	12/30/14	1
Zinc	22.	2.6	25.	ug/l	J	6020	12/30/14	1
Mercury	U	0.049	0.20	ug/l		7470A	12/26/14	1
Barium	110	1.7	5.0	ug/l		6010B	12/20/14	1
Chromium	U	1.4	10.	ug/l		6010B	12/20/14	1
Cobalt	U	2.3	10.	ug/l		6010B	12/20/14	1
Iron	49.	14.	100	ug/l	J	6010B	12/20/14	1
Manganese	30.	1.2	10.	ug/l		6010B	12/20/14	1
Nickel	5.6	4.9	20.	ug/l	J	6010B	12/20/14	1
Silver	U	2.8	10.	ug/l		6010B	12/20/14	1
Vanadium	U	2.4	20.	ug/l		6010B	12/20/14	1
Volatile Organics								
Acetone	U	10.	50.	ug/l		8260B	12/22/14	1
Acrylonitrile	U	1.9	10.	ug/l		8260B	12/22/14	1
Benzene	U	0.33	1.0	ug/l		8260B	12/22/14	1
Bromochloromethane	U	0.52	1.0	ug/l		8260B	12/22/14	1
Bromodichloromethane	U	0.38	1.0	ug/l		8260B	12/22/14	1
Bromoform	U	0.47	1.0	ug/l		8260B	12/22/14	1
Bromomethane	U	0.87	5.0	ug/l		8260B	12/22/14	1
Carbon disulfide	U	0.28	1.0	ug/l		8260B	12/22/14	1
Carbon tetrachloride	U	0.38	1.0	ug/l		8260B	12/22/14	1
Chlorobenzene	U	0.35	1.0	ug/l		8260B	12/22/14	1
Chlorodibromomethane	U	0.33	1.0	ug/l	J4	8260B	12/22/14	1
Chloroethane	U	0.45	5.0	ug/l		8260B	12/22/14	1

U = ND (Not Detected)
 RDL = Reported Detection Limit = LOQ = PQL = EQL = TRRP MQL
 MDL = Minimum Detection Limit = LOD = TRRP SDL

Note:
 The reported analytical results relate only to the sample submitted.
 This report shall not be reproduced, except in full, without the written approval from ESC.

Reported: 12/31/14 09:00 Printed: 12/31/14 09:04



12065 Lebanon Rd.
 Mt. Juliet, TN 37122
 (615) 758-5858
 1-800-767-5859
 Fax (615) 758-5859

Tax I.D. 62-0814289

Est. 1970

REPORT OF ANALYSIS

Stacie Whitmer
 Chimney Rock Consulting
 7529 Counts Massie Road
 North Little Rock, AR 72113

December 31, 2014

Date Received : December 19, 2014
 Description : Nabors Landfill

ESC Sample # : L740006-29

Sample ID : SPRING-B

Site ID :

Collected By : Darren Motley
 Collection Date : 12/16/14 13:25

Project # :

Parameter	Result	MDL	RDL	Units	Qualifier	Method	Date	Dil.
Chloroform	U	0.32	5.0	ug/l		8260B	12/22/14	1
Chloromethane	U	0.28	2.5	ug/l		8260B	12/22/14	1
Dibromomethane	U	0.35	1.0	ug/l		8260B	12/22/14	1
1,2-Dibromoethane	U	0.38	1.0	ug/l		8260B	12/22/14	1
1,2-Dibromo-3-Chloropropane	U	1.3	5.0	ug/l		8260B	12/22/14	1
1,2-Dichlorobenzene	U	0.35	1.0	ug/l	J4	8260B	12/22/14	1
1,4-Dichlorobenzene	U	0.27	1.0	ug/l		8260B	12/22/14	1
trans-1,4-Dichloro-2-butene	U	0.87	2.5	ug/l		8260B	12/22/14	1
1,1-Dichloroethane	0.36	0.26	1.0	ug/l	J	8260B	12/22/14	1
1,2-Dichloroethane	U	0.36	1.0	ug/l		8260B	12/22/14	1
1,1-Dichloroethene	U	0.40	1.0	ug/l		8260B	12/22/14	1
cis-1,2-Dichloroethene	U	0.26	1.0	ug/l		8260B	12/22/14	1
trans-1,2-Dichloroethene	U	0.40	1.0	ug/l		8260B	12/22/14	1
1,2-Dichloropropane	U	0.31	1.0	ug/l		8260B	12/22/14	1
cis-1,3-Dichloropropene	U	0.42	1.0	ug/l		8260B	12/22/14	1
trans-1,3-Dichloropropene	U	0.42	1.0	ug/l		8260B	12/22/14	1
Ethylbenzene	U	0.38	1.0	ug/l		8260B	12/22/14	1
2-Hexanone	U	3.8	10.	ug/l		8260B	12/22/14	1
Iodomethane	U	1.7	10.	ug/l		8260B	12/22/14	1
2-Butanone (MEK)	U	3.9	15.	ug/l		8260B	12/22/14	1
Methylene Chloride	U	1.0	5.0	ug/l		8260B	12/22/14	1
4-Methyl-2-pentanone (MIBK)	U	2.1	10.	ug/l		8260B	12/22/14	1
Styrene	U	0.31	1.0	ug/l		8260B	12/22/14	1
1,1,1,2-Tetrachloroethane	U	0.38	1.0	ug/l		8260B	12/22/14	1
1,1,2,2-Tetrachloroethane	U	0.13	1.0	ug/l		8260B	12/22/14	1
Tetrachloroethene	U	0.37	1.0	ug/l		8260B	12/22/14	1
Toluene	U	0.78	5.0	ug/l		8260B	12/22/14	1
1,1,1-Trichloroethane	U	0.32	1.0	ug/l		8260B	12/22/14	1
1,1,2-Trichloroethane	U	0.38	1.0	ug/l		8260B	12/22/14	1
Trichloroethene	U	0.40	1.0	ug/l		8260B	12/22/14	1
Trichlorofluoromethane	U	1.2	5.0	ug/l		8260B	12/22/14	1
1,2,3-Trichloropropane	U	0.81	2.5	ug/l		8260B	12/22/14	1
Vinyl acetate	U	1.6	10.	ug/l	J4	8260B	12/22/14	1
Vinyl chloride	U	0.26	1.0	ug/l		8260B	12/22/14	1
Xylenes, Total	U	1.1	3.0	ug/l		8260B	12/22/14	1
Surrogate Recovery								
Toluene-d8	103.			% Rec.		8260B	12/22/14	1
Dibromofluoromethane	94.2			% Rec.		8260B	12/22/14	1
4-Bromofluorobenzene	105.			% Rec.		8260B	12/22/14	1

U = ND (Not Detected)
 RDL = Reported Detection Limit = LOQ = PQL = EQL = TRRP MQL
 MDL = Minimum Detection Limit = LOD = TRRP SDL

Note:
 The reported analytical results relate only to the sample submitted.
 This report shall not be reproduced, except in full, without the written approval from ESC.

Reported: 12/31/14 09:00 Printed: 12/31/14 09:04



12065 Lebanon Rd.
 Mt. Juliet, TN 37122
 (615) 758-5858
 1-800-767-5859
 Fax (615) 758-5859

Tax I.D. 62-0814289

Est. 1970

REPORT OF ANALYSIS

Stacie Whitmer
 Chimney Rock Consulting
 7529 Counts Massie Road
 North Little Rock, AR 72113

December 31, 2014

Date Received : December 19, 2014
 Description : Nabors Landfill
 Sample ID : SP-NE-3
 Collected By : Darren Motley
 Collection Date : 12/17/14 07:45

ESC Sample # : L740006-30
 Site ID :
 Project # :

Parameter	Result	MDL	RDL	Units	Qualifier	Method	Date	Dil.
Cyanide	U	1.8	5.0	ug/l		9012B	12/29/14	1
Sulfide	U	6.5	50.	ug/l		4500S2	12/21/14	1
TOC (Total Organic Carbon)	1900	100	1000	ug/l		9060A	12/30/14	1
Dissolved Solids	260000	2800	10000	ug/l		2540 C-	12/24/14	1
Antimony	0.60	0.21	2.0	ug/l	J	6020	12/30/14	1
Arsenic	0.98	0.25	2.0	ug/l	J	6020	12/30/14	1
Beryllium	0.18	0.12	2.0	ug/l	J	6020	12/30/14	1
Cadmium	0.28	0.16	1.0	ug/l	J	6020	12/30/14	1
Copper	0.57	0.52	5.0	ug/l	J	6020	12/30/14	1
Lead	1.3	0.24	2.0	ug/l	J	6020	12/30/14	1
Selenium	U	0.38	2.0	ug/l		6020	12/30/14	1
Thallium	U	0.19	2.0	ug/l		6020	12/30/14	1
Tin	0.39	0.30	2.0	ug/l	J	6020	12/30/14	1
Zinc	17.	2.6	25.	ug/l	J	6020	12/30/14	1
Mercury	U	0.049	0.20	ug/l		7470A	12/26/14	1
Barium	32.	1.7	5.0	ug/l		6010B	12/20/14	1
Chromium	U	1.4	10.	ug/l		6010B	12/20/14	1
Cobalt	U	2.3	10.	ug/l		6010B	12/20/14	1
Iron	580	14.	100	ug/l		6010B	12/20/14	1
Manganese	2.1	1.2	10.	ug/l	J	6010B	12/20/14	1
Nickel	U	4.9	20.	ug/l		6010B	12/20/14	1
Silver	U	2.8	10.	ug/l		6010B	12/20/14	1
Vanadium	U	2.4	20.	ug/l		6010B	12/20/14	1
Volatile Organics								
Acetone	U	10.	50.	ug/l		8260B	12/22/14	1
Acrylonitrile	U	1.9	10.	ug/l		8260B	12/22/14	1
Benzene	U	0.33	1.0	ug/l		8260B	12/22/14	1
Bromochloromethane	U	0.52	1.0	ug/l		8260B	12/22/14	1
Bromodichloromethane	U	0.38	1.0	ug/l		8260B	12/22/14	1
Bromoform	U	0.47	1.0	ug/l		8260B	12/22/14	1
Bromomethane	U	0.87	5.0	ug/l		8260B	12/22/14	1
Carbon disulfide	U	0.28	1.0	ug/l		8260B	12/22/14	1
Carbon tetrachloride	U	0.38	1.0	ug/l		8260B	12/22/14	1
Chlorobenzene	U	0.35	1.0	ug/l		8260B	12/22/14	1
Chlorodibromomethane	U	0.33	1.0	ug/l	J4	8260B	12/22/14	1
Chloroethane	U	0.45	5.0	ug/l		8260B	12/22/14	1

U = ND (Not Detected)
 RDL = Reported Detection Limit = LOQ = PQL = EQL = TRRP MQL
 MDL = Minimum Detection Limit = LOD = TRRP SDL

Note:
 The reported analytical results relate only to the sample submitted.
 This report shall not be reproduced, except in full, without the written approval from ESC.

Reported: 12/31/14 09:00 Printed: 12/31/14 09:04



12065 Lebanon Rd.
 Mt. Juliet, TN 37122
 (615) 758-5858
 1-800-767-5859
 Fax (615) 758-5859

Tax I.D. 62-0814289

Est. 1970

REPORT OF ANALYSIS

Stacie Whitmer
 Chimney Rock Consulting
 7529 Counts Massie Road
 North Little Rock, AR 72113

December 31, 2014

Date Received : December 19, 2014
 Description : Nabors Landfill

ESC Sample # : L740006-30

Sample ID : SP-NE-3

Site ID :

Collected By : Darren Motley
 Collection Date : 12/17/14 07:45

Project # :

Parameter	Result	MDL	RDL	Units	Qualifier	Method	Date	Dil.
Chloroform	U	0.32	5.0	ug/l		8260B	12/22/14	1
Chloromethane	U	0.28	2.5	ug/l		8260B	12/22/14	1
Dibromomethane	U	0.35	1.0	ug/l		8260B	12/22/14	1
1,2-Dibromoethane	U	0.38	1.0	ug/l		8260B	12/22/14	1
1,2-Dibromo-3-Chloropropane	U	1.3	5.0	ug/l		8260B	12/22/14	1
1,2-Dichlorobenzene	U	0.35	1.0	ug/l	J4	8260B	12/22/14	1
1,4-Dichlorobenzene	U	0.27	1.0	ug/l		8260B	12/22/14	1
trans-1,4-Dichloro-2-butene	U	0.87	2.5	ug/l		8260B	12/22/14	1
1,1-Dichloroethane	U	0.26	1.0	ug/l		8260B	12/22/14	1
1,2-Dichloroethane	U	0.36	1.0	ug/l		8260B	12/22/14	1
1,1-Dichloroethene	U	0.40	1.0	ug/l		8260B	12/22/14	1
cis-1,2-Dichloroethene	U	0.26	1.0	ug/l		8260B	12/22/14	1
trans-1,2-Dichloroethene	U	0.40	1.0	ug/l		8260B	12/22/14	1
1,2-Dichloropropane	U	0.31	1.0	ug/l		8260B	12/22/14	1
cis-1,3-Dichloropropene	U	0.42	1.0	ug/l		8260B	12/22/14	1
trans-1,3-Dichloropropene	U	0.42	1.0	ug/l		8260B	12/22/14	1
Ethylbenzene	U	0.38	1.0	ug/l		8260B	12/22/14	1
2-Hexanone	U	3.8	10.	ug/l		8260B	12/22/14	1
Iodomethane	U	1.7	10.	ug/l		8260B	12/22/14	1
2-Butanone (MEK)	U	3.9	15.	ug/l		8260B	12/22/14	1
Methylene Chloride	U	1.0	5.0	ug/l		8260B	12/22/14	1
4-Methyl-2-pentanone (MIBK)	U	2.1	10.	ug/l		8260B	12/22/14	1
Styrene	U	0.31	1.0	ug/l		8260B	12/22/14	1
1,1,1,2-Tetrachloroethane	U	0.38	1.0	ug/l		8260B	12/22/14	1
1,1,2,2-Tetrachloroethane	U	0.13	1.0	ug/l		8260B	12/22/14	1
Tetrachloroethene	U	0.37	1.0	ug/l		8260B	12/22/14	1
Toluene	U	0.78	5.0	ug/l		8260B	12/22/14	1
1,1,1-Trichloroethane	U	0.32	1.0	ug/l		8260B	12/22/14	1
1,1,2-Trichloroethane	U	0.38	1.0	ug/l		8260B	12/22/14	1
Trichloroethene	U	0.40	1.0	ug/l		8260B	12/22/14	1
Trichlorofluoromethane	U	1.2	5.0	ug/l		8260B	12/22/14	1
1,2,3-Trichloropropane	U	0.81	2.5	ug/l		8260B	12/22/14	1
Vinyl acetate	U	1.6	10.	ug/l	J4	8260B	12/22/14	1
Vinyl chloride	U	0.26	1.0	ug/l		8260B	12/22/14	1
Xylenes, Total	U	1.1	3.0	ug/l		8260B	12/22/14	1
Surrogate Recovery								
Toluene-d8	104.			% Rec.		8260B	12/22/14	1
Dibromofluoromethane	92.1			% Rec.		8260B	12/22/14	1
4-Bromofluorobenzene	106.			% Rec.		8260B	12/22/14	1

U = ND (Not Detected)
 RDL = Reported Detection Limit = LOQ = PQL = EQL = TRRP MQL
 MDL = Minimum Detection Limit = LOD = TRRP SDL

Note:
 The reported analytical results relate only to the sample submitted.
 This report shall not be reproduced, except in full, without the written approval from ESC.

Reported: 12/31/14 09:00 Printed: 12/31/14 09:04



12065 Lebanon Rd.
 Mt. Juliet, TN 37122
 (615) 758-5858
 1-800-767-5859
 Fax (615) 758-5859

Tax I.D. 62-0814289

Est. 1970

REPORT OF ANALYSIS

Stacie Whitmer
 Chimney Rock Consulting
 7529 Counts Massie Road
 North Little Rock, AR 72113

December 31, 2014

Date Received : December 19, 2014
 Description : Nabors Landfill
 Sample ID : LANDFILL ENTRANCE SEEP
 Collected By : Darren Motley
 Collection Date : 12/16/14 15:45

ESC Sample # : L740006-31
 Site ID :
 Project # :

Parameter	Result	MDL	RDL	Units	Qualifier	Method	Date	Dil.
Cyanide	U	1.8	5.0	ug/l		9012B	12/29/14	1
Sulfide	U	6.5	50.	ug/l		4500S2	12/21/14	1
TOC (Total Organic Carbon)	3500	100	1000	ug/l		9060A	12/30/14	1
Dissolved Solids	320000	2800	10000	ug/l		2540 C-	12/23/14	1
Antimony	0.57	0.21	2.0	ug/l	J	6020	12/30/14	1
Arsenic	4.1	0.25	2.0	ug/l		6020	12/30/14	1
Beryllium	0.20	0.12	2.0	ug/l	J	6020	12/30/14	1
Cadmium	0.27	0.16	1.0	ug/l	J	6020	12/30/14	1
Copper	1.5	0.52	5.0	ug/l	J	6020	12/30/14	1
Lead	4.4	0.24	2.0	ug/l		6020	12/30/14	1
Selenium	U	0.38	2.0	ug/l		6020	12/30/14	1
Thallium	U	0.19	2.0	ug/l		6020	12/30/14	1
Tin	0.54	0.30	2.0	ug/l	J	6020	12/30/14	1
Zinc	18.	2.6	25.	ug/l	J	6020	12/30/14	1
Mercury	U	0.049	0.20	ug/l		7470A	12/26/14	1
Barium	110	1.7	5.0	ug/l		6010B	12/20/14	1
Chromium	1.5	1.4	10.	ug/l	J	6010B	12/20/14	1
Cobalt	9.5	2.3	10.	ug/l	J	6010B	12/20/14	1
Iron	6000	14.	100	ug/l		6010B	12/20/14	1
Manganese	2800	1.2	10.	ug/l		6010B	12/20/14	1
Nickel	U	4.9	20.	ug/l		6010B	12/20/14	1
Silver	U	2.8	10.	ug/l		6010B	12/20/14	1
Vanadium	2.8	2.4	20.	ug/l	J	6010B	12/20/14	1
Volatile Organics								
Acetone	U	10.	50.	ug/l		8260B	12/24/14	1
Acrylonitrile	U	1.9	10.	ug/l		8260B	12/24/14	1
Benzene	U	0.33	1.0	ug/l		8260B	12/24/14	1
Bromochloromethane	U	0.52	1.0	ug/l		8260B	12/24/14	1
Bromodichloromethane	U	0.38	1.0	ug/l		8260B	12/24/14	1
Bromoform	U	0.47	1.0	ug/l		8260B	12/24/14	1
Bromomethane	U	0.87	5.0	ug/l		8260B	12/24/14	1
Carbon disulfide	U	0.28	1.0	ug/l		8260B	12/24/14	1
Carbon tetrachloride	U	0.38	1.0	ug/l		8260B	12/24/14	1
Chlorobenzene	U	0.35	1.0	ug/l		8260B	12/24/14	1
Chlorodibromomethane	U	0.33	1.0	ug/l		8260B	12/24/14	1
Chloroethane	2.1	0.45	5.0	ug/l	J	8260B	12/24/14	1

U = ND (Not Detected)
 RDL = Reported Detection Limit = LOQ = PQL = EQL = TRRP MQL
 MDL = Minimum Detection Limit = LOD = TRRP SDL

Note:
 The reported analytical results relate only to the sample submitted.
 This report shall not be reproduced, except in full, without the written approval from ESC.

Reported: 12/31/14 09:00 Printed: 12/31/14 09:04



12065 Lebanon Rd.
 Mt. Juliet, TN 37122
 (615) 758-5858
 1-800-767-5859
 Fax (615) 758-5859

Tax I.D. 62-0814289

Est. 1970

REPORT OF ANALYSIS

Stacie Whitmer
 Chimney Rock Consulting
 7529 Counts Massie Road
 North Little Rock, AR 72113

December 31, 2014

Date Received : December 19, 2014
 Description : Nabors Landfill
 Sample ID : LANDFILL ENTRANCE SEEP
 Collected By : Darren Motley
 Collection Date : 12/16/14 15:45

ESC Sample # : L740006-31
 Site ID :
 Project # :

Parameter	Result	MDL	RDL	Units	Qualifier	Method	Date	Dil.
Chloroform	U	0.32	5.0	ug/l		8260B	12/24/14	1
Chloromethane	U	0.28	2.5	ug/l		8260B	12/24/14	1
Dibromomethane	U	0.35	1.0	ug/l		8260B	12/24/14	1
1,2-Dibromoethane	U	0.38	1.0	ug/l		8260B	12/24/14	1
1,2-Dibromo-3-Chloropropane	U	1.3	5.0	ug/l		8260B	12/24/14	1
1,2-Dichlorobenzene	U	0.35	1.0	ug/l		8260B	12/24/14	1
1,4-Dichlorobenzene	U	0.27	1.0	ug/l		8260B	12/24/14	1
trans-1,4-Dichloro-2-butene	U	0.87	2.5	ug/l		8260B	12/24/14	1
1,1-Dichloroethane	0.60	0.26	1.0	ug/l	J	8260B	12/24/14	1
1,2-Dichloroethane	U	0.36	1.0	ug/l		8260B	12/24/14	1
1,1-Dichloroethene	U	0.40	1.0	ug/l		8260B	12/24/14	1
cis-1,2-Dichloroethene	0.39	0.26	1.0	ug/l	J	8260B	12/24/14	1
trans-1,2-Dichloroethene	U	0.40	1.0	ug/l		8260B	12/24/14	1
1,2-Dichloropropane	U	0.31	1.0	ug/l		8260B	12/24/14	1
cis-1,3-Dichloropropene	U	0.42	1.0	ug/l		8260B	12/24/14	1
trans-1,3-Dichloropropene	U	0.42	1.0	ug/l		8260B	12/24/14	1
Ethylbenzene	U	0.38	1.0	ug/l		8260B	12/24/14	1
2-Hexanone	U	3.8	10.	ug/l		8260B	12/24/14	1
Iodomethane	U	1.7	10.	ug/l		8260B	12/24/14	1
2-Butanone (MEK)	U	3.9	15.	ug/l		8260B	12/24/14	1
Methylene Chloride	U	1.0	5.0	ug/l		8260B	12/24/14	1
4-Methyl-2-pentanone (MIBK)	U	2.1	10.	ug/l		8260B	12/24/14	1
Styrene	U	0.31	1.0	ug/l		8260B	12/24/14	1
1,1,1,2-Tetrachloroethane	U	0.38	1.0	ug/l		8260B	12/24/14	1
1,1,2,2-Tetrachloroethane	U	0.13	1.0	ug/l		8260B	12/24/14	1
Tetrachloroethene	U	0.37	1.0	ug/l		8260B	12/24/14	1
Toluene	U	0.78	5.0	ug/l		8260B	12/24/14	1
1,1,1-Trichloroethane	U	0.32	1.0	ug/l		8260B	12/24/14	1
1,1,2-Trichloroethane	U	0.38	1.0	ug/l		8260B	12/24/14	1
Trichloroethene	U	0.40	1.0	ug/l		8260B	12/24/14	1
Trichlorofluoromethane	U	1.2	5.0	ug/l		8260B	12/24/14	1
1,2,3-Trichloropropane	U	0.81	2.5	ug/l		8260B	12/24/14	1
Vinyl acetate	U	1.6	10.	ug/l		8260B	12/24/14	1
Vinyl chloride	U	0.26	1.0	ug/l		8260B	12/24/14	1
Xylenes, Total	U	1.1	3.0	ug/l		8260B	12/24/14	1
Surrogate Recovery								
Toluene-d8	107.			% Rec.		8260B	12/24/14	1
Dibromofluoromethane	90.4			% Rec.		8260B	12/24/14	1
4-Bromofluorobenzene	108.			% Rec.		8260B	12/24/14	1

U = ND (Not Detected)
 RDL = Reported Detection Limit = LOQ = PQL = EQL = TRRP MQL
 MDL = Minimum Detection Limit = LOD = TRRP SDL

Note:
 The reported analytical results relate only to the sample submitted.
 This report shall not be reproduced, except in full, without the written approval from ESC.

Reported: 12/31/14 09:00 Printed: 12/31/14 09:04



12065 Lebanon Rd.
 Mt. Juliet, TN 37122
 (615) 758-5858
 1-800-767-5859
 Fax (615) 758-5859

Tax I.D. 62-0814289

Est. 1970

REPORT OF ANALYSIS

Stacie Whitmer
 Chimney Rock Consulting
 7529 Counts Massie Road
 North Little Rock, AR 72113

December 31, 2014

Date Received : December 19, 2014
 Description : Nabors Landfill
 Sample ID : CLASS IV DRAW
 Collected By : Darren Motley
 Collection Date : 12/16/14 10:15

ESC Sample # : L740006-32

Site ID :

Project # :

Parameter	Result	MDL	RDL	Units	Qualifier	Method	Date	Dil.
Cyanide	U	1.8	5.0	ug/l		9012B	12/29/14	1
Sulfide	U	6.5	50.	ug/l		4500S2	12/21/14	1
TOC (Total Organic Carbon)	4000	100	1000	ug/l		9060A	12/30/14	1
Dissolved Solids	360000	2800	10000	ug/l		2540 C-	12/23/14	1
Antimony	0.54	0.21	2.0	ug/l	J	6020	12/30/14	1
Arsenic	1.0	0.25	2.0	ug/l	J	6020	12/30/14	1
Beryllium	0.16	0.12	2.0	ug/l	J	6020	12/30/14	1
Cadmium	0.47	0.16	1.0	ug/l	J	6020	12/30/14	1
Copper	U	0.52	5.0	ug/l		6020	12/30/14	1
Lead	0.58	0.24	2.0	ug/l	J	6020	12/30/14	1
Selenium	U	0.38	2.0	ug/l		6020	12/30/14	1
Thallium	U	0.19	2.0	ug/l		6020	12/30/14	1
Tin	0.35	0.30	2.0	ug/l	J	6020	12/30/14	1
Zinc	19.	2.6	25.	ug/l	J	6020	12/30/14	1
Mercury	U	0.049	0.20	ug/l		7470A	12/26/14	1
Barium	50.	1.7	5.0	ug/l		6010B	12/20/14	1
Chromium	U	1.4	10.	ug/l		6010B	12/20/14	1
Cobalt	U	2.3	10.	ug/l		6010B	12/20/14	1
Iron	140	14.	100	ug/l		6010B	12/20/14	1
Manganese	24.	1.2	10.	ug/l		6010B	12/20/14	1
Nickel	U	4.9	20.	ug/l		6010B	12/20/14	1
Silver	U	2.8	10.	ug/l		6010B	12/20/14	1
Vanadium	U	2.4	20.	ug/l		6010B	12/20/14	1
Volatile Organics								
Acetone	U	10.	50.	ug/l		8260B	12/24/14	1
Acrylonitrile	U	1.9	10.	ug/l		8260B	12/24/14	1
Benzene	U	0.33	1.0	ug/l		8260B	12/24/14	1
Bromochloromethane	U	0.52	1.0	ug/l		8260B	12/24/14	1
Bromodichloromethane	U	0.38	1.0	ug/l		8260B	12/24/14	1
Bromoform	U	0.47	1.0	ug/l		8260B	12/24/14	1
Bromomethane	U	0.87	5.0	ug/l		8260B	12/24/14	1
Carbon disulfide	U	0.28	1.0	ug/l		8260B	12/24/14	1
Carbon tetrachloride	U	0.38	1.0	ug/l		8260B	12/24/14	1
Chlorobenzene	U	0.35	1.0	ug/l		8260B	12/24/14	1
Chlorodibromomethane	U	0.33	1.0	ug/l		8260B	12/24/14	1
Chloroethane	U	0.45	5.0	ug/l		8260B	12/24/14	1

U = ND (Not Detected)
 RDL = Reported Detection Limit = LOQ = PQL = EQL = TRRP MQL
 MDL = Minimum Detection Limit = LOD = TRRP SDL

Note:
 The reported analytical results relate only to the sample submitted.
 This report shall not be reproduced, except in full, without the written approval from ESC.

Reported: 12/31/14 09:00 Printed: 12/31/14 09:04



12065 Lebanon Rd.
 Mt. Juliet, TN 37122
 (615) 758-5858
 1-800-767-5859
 Fax (615) 758-5859

Tax I.D. 62-0814289

Est. 1970

REPORT OF ANALYSIS

Stacie Whitmer
 Chimney Rock Consulting
 7529 Counts Massie Road
 North Little Rock, AR 72113

December 31, 2014

Date Received : December 19, 2014
 Description : Nabors Landfill

ESC Sample # : L740006-32

Sample ID : CLASS IV DRAW

Site ID :

Collected By : Darren Motley
 Collection Date : 12/16/14 10:15

Project # :

Parameter	Result	MDL	RDL	Units	Qualifier	Method	Date	Dil.
Chloroform	U	0.32	5.0	ug/l		8260B	12/24/14	1
Chloromethane	U	0.28	2.5	ug/l		8260B	12/24/14	1
Dibromomethane	U	0.35	1.0	ug/l		8260B	12/24/14	1
1,2-Dibromoethane	U	0.38	1.0	ug/l		8260B	12/24/14	1
1,2-Dibromo-3-Chloropropane	U	1.3	5.0	ug/l		8260B	12/24/14	1
1,2-Dichlorobenzene	U	0.35	1.0	ug/l		8260B	12/24/14	1
1,4-Dichlorobenzene	U	0.27	1.0	ug/l		8260B	12/24/14	1
trans-1,4-Dichloro-2-butene	U	0.87	2.5	ug/l		8260B	12/24/14	1
1,1-Dichloroethane	U	0.26	1.0	ug/l		8260B	12/24/14	1
1,2-Dichloroethane	U	0.36	1.0	ug/l		8260B	12/24/14	1
1,1-Dichloroethene	U	0.40	1.0	ug/l		8260B	12/24/14	1
cis-1,2-Dichloroethene	U	0.26	1.0	ug/l		8260B	12/24/14	1
trans-1,2-Dichloroethene	U	0.40	1.0	ug/l		8260B	12/24/14	1
1,2-Dichloropropane	U	0.31	1.0	ug/l		8260B	12/24/14	1
cis-1,3-Dichloropropene	U	0.42	1.0	ug/l		8260B	12/24/14	1
trans-1,3-Dichloropropene	U	0.42	1.0	ug/l		8260B	12/24/14	1
Ethylbenzene	U	0.38	1.0	ug/l		8260B	12/24/14	1
2-Hexanone	U	3.8	10.	ug/l		8260B	12/24/14	1
Iodomethane	U	1.7	10.	ug/l		8260B	12/24/14	1
2-Butanone (MEK)	U	3.9	15.	ug/l		8260B	12/24/14	1
Methylene Chloride	U	1.0	5.0	ug/l		8260B	12/24/14	1
4-Methyl-2-pentanone (MIBK)	U	2.1	10.	ug/l		8260B	12/24/14	1
Styrene	U	0.31	1.0	ug/l		8260B	12/24/14	1
1,1,1,2-Tetrachloroethane	U	0.38	1.0	ug/l		8260B	12/24/14	1
1,1,2,2-Tetrachloroethane	U	0.13	1.0	ug/l		8260B	12/24/14	1
Tetrachloroethene	U	0.37	1.0	ug/l		8260B	12/24/14	1
Toluene	U	0.78	5.0	ug/l		8260B	12/24/14	1
1,1,1-Trichloroethane	U	0.32	1.0	ug/l		8260B	12/24/14	1
1,1,2-Trichloroethane	U	0.38	1.0	ug/l		8260B	12/24/14	1
Trichloroethene	U	0.40	1.0	ug/l		8260B	12/24/14	1
Trichlorofluoromethane	U	1.2	5.0	ug/l		8260B	12/24/14	1
1,2,3-Trichloropropane	U	0.81	2.5	ug/l		8260B	12/24/14	1
Vinyl acetate	U	1.6	10.	ug/l		8260B	12/24/14	1
Vinyl chloride	U	0.26	1.0	ug/l		8260B	12/24/14	1
Xylenes, Total	U	1.1	3.0	ug/l		8260B	12/24/14	1
Surrogate Recovery								
Toluene-d8	107.			% Rec.		8260B	12/24/14	1
Dibromofluoromethane	92.5			% Rec.		8260B	12/24/14	1
4-Bromofluorobenzene	107.			% Rec.		8260B	12/24/14	1

U = ND (Not Detected)

RDL = Reported Detection Limit = LOQ = PQL = EQL = TRRP MQL

MDL = Minimum Detection Limit = LOD = TRRP SDL

Note:

The reported analytical results relate only to the sample submitted.

This report shall not be reproduced, except in full, without the written approval from ESC.

Reported: 12/31/14 09:00 Printed: 12/31/14 09:04



12065 Lebanon Rd.
 Mt. Juliet, TN 37122
 (615) 758-5858
 1-800-767-5859
 Fax (615) 758-5859

Tax I.D. 62-0814289

Est. 1970

REPORT OF ANALYSIS

Stacie Whitmer
 Chimney Rock Consulting
 7529 Counts Massie Road
 North Little Rock, AR 72113

December 31, 2014

Date Received : December 19, 2014
 Description : Nabors Landfill
 Sample ID : CLASS I DRAW
 Collected By : Darren Motley
 Collection Date : 12/16/14 08:50

ESC Sample # : L740006-33
 Site ID :
 Project # :

Parameter	Result	MDL	RDL	Units	Qualifier	Method	Date	Dil.
Cyanide	U	1.8	5.0	ug/l		9012B	12/29/14	1
Sulfide	U	6.5	50.	ug/l		4500S2	12/21/14	1
TOC (Total Organic Carbon)	5200	100	1000	ug/l		9060A	12/30/14	1
Dissolved Solids	240000	2800	10000	ug/l		2540 C-	12/23/14	1
Antimony	0.62	0.21	2.0	ug/l	J	6020	12/30/14	1
Arsenic	4.4	0.25	2.0	ug/l		6020	12/30/14	1
Beryllium	0.25	0.12	2.0	ug/l	J	6020	12/30/14	1
Cadmium	0.31	0.16	1.0	ug/l	J	6020	12/30/14	1
Copper	2.8	0.52	5.0	ug/l	J	6020	12/30/14	1
Lead	5.9	0.24	2.0	ug/l		6020	12/30/14	1
Selenium	U	0.38	2.0	ug/l		6020	12/30/14	1
Thallium	U	0.19	2.0	ug/l		6020	12/30/14	1
Tin	0.49	0.30	2.0	ug/l	J	6020	12/30/14	1
Zinc	19.	2.6	25.	ug/l	J	6020	12/30/14	1
Mercury	U	0.049	0.20	ug/l		7470A	12/26/14	1
Barium	76.	1.7	5.0	ug/l		6010B	12/21/14	1
Chromium	1.6	1.4	10.	ug/l	J	6010B	12/21/14	1
Cobalt	U	2.3	10.	ug/l		6010B	12/21/14	1
Iron	8000	14.	100	ug/l		6010B	12/21/14	1
Manganese	440	1.2	10.	ug/l		6010B	12/21/14	1
Nickel	5.5	4.9	20.	ug/l	J	6010B	12/21/14	1
Silver	U	2.8	10.	ug/l		6010B	12/21/14	1
Vanadium	4.0	2.4	20.	ug/l	J	6010B	12/21/14	1
Volatile Organics								
Acetone	U	10.	50.	ug/l		8260B	12/24/14	1
Acrylonitrile	U	1.9	10.	ug/l		8260B	12/24/14	1
Benzene	U	0.33	1.0	ug/l		8260B	12/24/14	1
Bromochloromethane	U	0.52	1.0	ug/l		8260B	12/24/14	1
Bromodichloromethane	U	0.38	1.0	ug/l		8260B	12/24/14	1
Bromoform	U	0.47	1.0	ug/l		8260B	12/24/14	1
Bromomethane	U	0.87	5.0	ug/l		8260B	12/24/14	1
Carbon disulfide	U	0.28	1.0	ug/l		8260B	12/24/14	1
Carbon tetrachloride	U	0.38	1.0	ug/l		8260B	12/24/14	1
Chlorobenzene	U	0.35	1.0	ug/l		8260B	12/24/14	1
Chlorodibromomethane	U	0.33	1.0	ug/l		8260B	12/24/14	1
Chloroethane	U	0.45	5.0	ug/l		8260B	12/24/14	1

U = ND (Not Detected)
 RDL = Reported Detection Limit = LOQ = PQL = EQL = TRRP MQL
 MDL = Minimum Detection Limit = LOD = TRRP SDL

Note:
 The reported analytical results relate only to the sample submitted.
 This report shall not be reproduced, except in full, without the written approval from ESC.

Reported: 12/31/14 09:00 Printed: 12/31/14 09:05



12065 Lebanon Rd.
 Mt. Juliet, TN 37122
 (615) 758-5858
 1-800-767-5859
 Fax (615) 758-5859

Tax I.D. 62-0814289

Est. 1970

REPORT OF ANALYSIS

Stacie Whitmer
 Chimney Rock Consulting
 7529 Counts Massie Road
 North Little Rock, AR 72113

December 31, 2014

Date Received : December 19, 2014
 Description : Nabors Landfill

ESC Sample # : L740006-33

Sample ID : CLASS I DRAW

Site ID :

Collected By : Darren Motley
 Collection Date : 12/16/14 08:50

Project # :

Parameter	Result	MDL	RDL	Units	Qualifier	Method	Date	Dil.
Chloroform	U	0.32	5.0	ug/l		8260B	12/24/14	1
Chloromethane	U	0.28	2.5	ug/l		8260B	12/24/14	1
Dibromomethane	U	0.35	1.0	ug/l		8260B	12/24/14	1
1,2-Dibromoethane	U	0.38	1.0	ug/l		8260B	12/24/14	1
1,2-Dibromo-3-Chloropropane	U	1.3	5.0	ug/l		8260B	12/24/14	1
1,2-Dichlorobenzene	U	0.35	1.0	ug/l		8260B	12/24/14	1
1,4-Dichlorobenzene	U	0.27	1.0	ug/l		8260B	12/24/14	1
trans-1,4-Dichloro-2-butene	U	0.87	2.5	ug/l		8260B	12/24/14	1
1,1-Dichloroethane	U	0.26	1.0	ug/l		8260B	12/24/14	1
1,2-Dichloroethane	U	0.36	1.0	ug/l		8260B	12/24/14	1
1,1-Dichloroethene	U	0.40	1.0	ug/l		8260B	12/24/14	1
cis-1,2-Dichloroethene	U	0.26	1.0	ug/l		8260B	12/24/14	1
trans-1,2-Dichloroethene	U	0.40	1.0	ug/l		8260B	12/24/14	1
1,2-Dichloropropane	U	0.31	1.0	ug/l		8260B	12/24/14	1
cis-1,3-Dichloropropene	U	0.42	1.0	ug/l		8260B	12/24/14	1
trans-1,3-Dichloropropene	U	0.42	1.0	ug/l		8260B	12/24/14	1
Ethylbenzene	U	0.38	1.0	ug/l		8260B	12/24/14	1
2-Hexanone	U	3.8	10.	ug/l		8260B	12/24/14	1
Iodomethane	U	1.7	10.	ug/l		8260B	12/24/14	1
2-Butanone (MEK)	U	3.9	15.	ug/l		8260B	12/24/14	1
Methylene Chloride	U	1.0	5.0	ug/l		8260B	12/24/14	1
4-Methyl-2-pentanone (MIBK)	U	2.1	10.	ug/l		8260B	12/24/14	1
Styrene	U	0.31	1.0	ug/l		8260B	12/24/14	1
1,1,1,2-Tetrachloroethane	U	0.38	1.0	ug/l		8260B	12/24/14	1
1,1,2,2-Tetrachloroethane	U	0.13	1.0	ug/l		8260B	12/24/14	1
Tetrachloroethene	U	0.37	1.0	ug/l		8260B	12/24/14	1
Toluene	U	0.78	5.0	ug/l		8260B	12/24/14	1
1,1,1-Trichloroethane	U	0.32	1.0	ug/l		8260B	12/24/14	1
1,1,2-Trichloroethane	U	0.38	1.0	ug/l		8260B	12/24/14	1
Trichloroethene	U	0.40	1.0	ug/l		8260B	12/24/14	1
Trichlorofluoromethane	U	1.2	5.0	ug/l		8260B	12/24/14	1
1,2,3-Trichloropropane	U	0.81	2.5	ug/l		8260B	12/24/14	1
Vinyl acetate	U	1.6	10.	ug/l		8260B	12/24/14	1
Vinyl chloride	U	0.26	1.0	ug/l		8260B	12/24/14	1
Xylenes, Total	U	1.1	3.0	ug/l		8260B	12/24/14	1
Surrogate Recovery								
Toluene-d8	107.			% Rec.		8260B	12/24/14	1
Dibromofluoromethane	90.7			% Rec.		8260B	12/24/14	1
4-Bromofluorobenzene	106.			% Rec.		8260B	12/24/14	1

U = ND (Not Detected)
 RDL = Reported Detection Limit = LOQ = PQL = EQL = TRRP MQL
 MDL = Minimum Detection Limit = LOD = TRRP SDL

Note:
 The reported analytical results relate only to the sample submitted.
 This report shall not be reproduced, except in full, without the written approval from ESC.

Reported: 12/31/14 09:00 Printed: 12/31/14 09:05



12065 Lebanon Rd.
 Mt. Juliet, TN 37122
 (615) 758-5858
 1-800-767-5859
 Fax (615) 758-5859

Tax I.D. 62-0814289

Est. 1970

REPORT OF ANALYSIS

Stacie Whitmer
 Chimney Rock Consulting
 7529 Counts Massie Road
 North Little Rock, AR 72113

December 31, 2014

Date Received : December 19, 2014
 Description : Nabors Landfill

ESC Sample # : L740006-34

Sample ID : DUPLICATE

Site ID :

Collected By : Darren Motley
 Collection Date : 12/16/14 15:35

Project # :

Parameter	Result	MDL	RDL	Units	Qualifier	Method	Date	Dil.
Cyanide	U	1.8	5.0	ug/l		9012B	12/29/14	1
Sulfide	U	6.5	50.	ug/l		4500S2	12/21/14	1
TOC (Total Organic Carbon)	9600	100	1000	ug/l		9060A	12/30/14	1
Dissolved Solids	970000	2800	10000	ug/l		2540 C-	12/23/14	1
Antimony	1.9	0.21	2.0	ug/l	J	6020	12/30/14	1
Arsenic	55.	0.25	2.0	ug/l		6020	12/30/14	1
Beryllium	0.19	0.12	2.0	ug/l	J	6020	12/30/14	1
Cadmium	0.26	0.16	1.0	ug/l	J	6020	12/30/14	1
Copper	0.96	0.52	5.0	ug/l	J	6020	12/30/14	1
Lead	0.34	0.24	2.0	ug/l	J	6020	12/30/14	1
Selenium	1.5	0.38	2.0	ug/l	J	6020	12/30/14	1
Thallium	0.30	0.19	2.0	ug/l	J	6020	12/30/14	1
Tin	0.53	0.30	2.0	ug/l	J	6020	12/30/14	1
Zinc	120	2.6	25.	ug/l		6020	12/30/14	1
Mercury	U	0.049	0.20	ug/l		7470A	12/26/14	1
Barium	190	1.7	5.0	ug/l		6010B	12/21/14	1
Chromium	2.2	1.4	10.	ug/l	J	6010B	12/21/14	1
Cobalt	110	2.3	10.	ug/l		6010B	12/21/14	1
Iron	3700	14.	100	ug/l		6010B	12/21/14	1
Manganese	890	1.2	10.	ug/l		6010B	12/21/14	1
Nickel	180	4.9	20.	ug/l		6010B	12/21/14	1
Silver	U	2.8	10.	ug/l		6010B	12/21/14	1
Vanadium	U	2.4	20.	ug/l		6010B	12/21/14	1
Volatile Organics								
Acetone	U	10.	50.	ug/l		8260B	12/24/14	1
Acrylonitrile	U	1.9	10.	ug/l		8260B	12/24/14	1
Benzene	1.1	0.33	1.0	ug/l		8260B	12/24/14	1
Bromochloromethane	U	0.52	1.0	ug/l		8260B	12/24/14	1
Bromodichloromethane	U	0.38	1.0	ug/l		8260B	12/24/14	1
Bromoform	U	0.47	1.0	ug/l		8260B	12/24/14	1
Bromomethane	U	0.87	5.0	ug/l		8260B	12/24/14	1
Carbon disulfide	U	0.28	1.0	ug/l		8260B	12/24/14	1
Carbon tetrachloride	U	0.38	1.0	ug/l		8260B	12/24/14	1
Chlorobenzene	0.87	0.35	1.0	ug/l	J	8260B	12/24/14	1
Chlorodibromomethane	U	0.33	1.0	ug/l		8260B	12/24/14	1
Chloroethane	1.8	0.45	5.0	ug/l	J	8260B	12/24/14	1

U = ND (Not Detected)

RDL = Reported Detection Limit = LOQ = PQL = EQL = TRRP MQL

MDL = Minimum Detection Limit = LOD = TRRP SDL

Note:

The reported analytical results relate only to the sample submitted.

This report shall not be reproduced, except in full, without the written approval from ESC.

Reported: 12/31/14 09:00 Printed: 12/31/14 09:05



12065 Lebanon Rd.
 Mt. Juliet, TN 37122
 (615) 758-5858
 1-800-767-5859
 Fax (615) 758-5859

Tax I.D. 62-0814289

Est. 1970

REPORT OF ANALYSIS

Stacie Whitmer
 Chimney Rock Consulting
 7529 Counts Massie Road
 North Little Rock, AR 72113

December 31, 2014

Date Received : December 19, 2014
 Description : Nabors Landfill

ESC Sample # : L740006-34

Sample ID : DUPLICATE

Site ID :

Collected By : Darren Motley
 Collection Date : 12/16/14 15:35

Project # :

Parameter	Result	MDL	RDL	Units	Qualifier	Method	Date	Dil.
Chloroform	U	0.32	5.0	ug/l		8260B	12/24/14	1
Chloromethane	U	0.28	2.5	ug/l		8260B	12/24/14	1
Dibromomethane	U	0.35	1.0	ug/l		8260B	12/24/14	1
1,2-Dibromoethane	U	0.38	1.0	ug/l		8260B	12/24/14	1
1,2-Dibromo-3-Chloropropane	U	1.3	5.0	ug/l		8260B	12/24/14	1
1,2-Dichlorobenzene	U	0.35	1.0	ug/l		8260B	12/24/14	1
1,4-Dichlorobenzene	1.5	0.27	1.0	ug/l		8260B	12/24/14	1
trans-1,4-Dichloro-2-butene	U	0.87	2.5	ug/l		8260B	12/24/14	1
1,1-Dichloroethane	13.	0.26	1.0	ug/l		8260B	12/24/14	1
1,2-Dichloroethane	U	0.36	1.0	ug/l		8260B	12/24/14	1
1,1-Dichloroethene	U	0.40	1.0	ug/l		8260B	12/24/14	1
cis-1,2-Dichloroethene	6.1	0.26	1.0	ug/l		8260B	12/24/14	1
trans-1,2-Dichloroethene	U	0.40	1.0	ug/l		8260B	12/24/14	1
1,2-Dichloropropane	U	0.31	1.0	ug/l		8260B	12/24/14	1
cis-1,3-Dichloropropene	U	0.42	1.0	ug/l		8260B	12/24/14	1
trans-1,3-Dichloropropene	U	0.42	1.0	ug/l		8260B	12/24/14	1
Ethylbenzene	U	0.38	1.0	ug/l		8260B	12/24/14	1
2-Hexanone	U	3.8	10.	ug/l		8260B	12/24/14	1
Iodomethane	U	1.7	10.	ug/l		8260B	12/24/14	1
2-Butanone (MEK)	U	3.9	15.	ug/l		8260B	12/24/14	1
Methylene Chloride	U	1.0	5.0	ug/l		8260B	12/24/14	1
4-Methyl-2-pentanone (MIBK)	U	2.1	10.	ug/l		8260B	12/24/14	1
Styrene	U	0.31	1.0	ug/l		8260B	12/24/14	1
1,1,1,2-Tetrachloroethane	U	0.38	1.0	ug/l		8260B	12/24/14	1
1,1,2,2-Tetrachloroethane	U	0.13	1.0	ug/l		8260B	12/24/14	1
Tetrachloroethene	U	0.37	1.0	ug/l		8260B	12/24/14	1
Toluene	U	0.78	5.0	ug/l		8260B	12/24/14	1
1,1,1-Trichloroethane	U	0.32	1.0	ug/l		8260B	12/24/14	1
1,1,2-Trichloroethane	U	0.38	1.0	ug/l		8260B	12/24/14	1
Trichloroethene	1.0	0.40	1.0	ug/l		8260B	12/24/14	1
Trichlorofluoromethane	U	1.2	5.0	ug/l		8260B	12/24/14	1
1,2,3-Trichloropropane	U	0.81	2.5	ug/l		8260B	12/24/14	1
Vinyl acetate	U	1.6	10.	ug/l		8260B	12/24/14	1
Vinyl chloride	3.8	0.26	1.0	ug/l		8260B	12/24/14	1
Xylenes, Total	U	1.1	3.0	ug/l		8260B	12/24/14	1
Surrogate Recovery								
Toluene-d8	108.			% Rec.		8260B	12/24/14	1
Dibromofluoromethane	92.0			% Rec.		8260B	12/24/14	1
4-Bromofluorobenzene	109.			% Rec.		8260B	12/24/14	1

U = ND (Not Detected)
 RDL = Reported Detection Limit = LOQ = PQL = EQL = TRRP MQL
 MDL = Minimum Detection Limit = LOD = TRRP SDL

Note:
 The reported analytical results relate only to the sample submitted.
 This report shall not be reproduced, except in full, without the written approval from ESC.

Reported: 12/31/14 09:00 Printed: 12/31/14 09:05



12065 Lebanon Rd.
 Mt. Juliet, TN 37122
 (615) 758-5858
 1-800-767-5859
 Fax (615) 758-5859

Tax I.D. 62-0814289

Est. 1970

REPORT OF ANALYSIS

Stacie Whitmer
 Chimney Rock Consulting
 7529 Counts Massie Road
 North Little Rock, AR 72113

December 31, 2014

Date Received : December 19, 2014
 Description : Nabors Landfill
 Sample ID : FIELD BLANK
 Collected By : Darren Motley
 Collection Date : 12/16/14 15:40

ESC Sample # : L740006-35
 Site ID :
 Project # :

Parameter	Result	MDL	RDL	Units	Qualifier	Method	Date	Dil.
Cyanide	U	1.8	5.0	ug/l		9012B	12/29/14	1
Sulfide	U	6.5	50.	ug/l		4500S2	12/21/14	1
TOC (Total Organic Carbon)	U	100	1000	ug/l		9060A	12/30/14	1
Dissolved Solids	6000	2800	10000	ug/l	JT4	2540 C-	12/23/14	1
Antimony	0.62	0.21	2.0	ug/l	J	6020	12/30/14	1
Arsenic	0.46	0.25	2.0	ug/l	J	6020	12/30/14	1
Beryllium	0.17	0.12	2.0	ug/l	J	6020	12/30/14	1
Cadmium	0.19	0.16	1.0	ug/l	J	6020	12/30/14	1
Copper	U	0.52	5.0	ug/l		6020	12/30/14	1
Lead	U	0.24	2.0	ug/l		6020	12/30/14	1
Selenium	U	0.38	2.0	ug/l		6020	12/30/14	1
Thallium	U	0.19	2.0	ug/l		6020	12/30/14	1
Tin	0.36	0.30	2.0	ug/l	J	6020	12/30/14	1
Zinc	U	2.6	25.	ug/l		6020	12/30/14	1
Mercury	0.087	0.049	0.20	ug/l	J	7470A	12/26/14	1
Barium	U	1.7	5.0	ug/l		6010B	12/20/14	1
Chromium	U	1.4	10.	ug/l		6010B	12/20/14	1
Cobalt	U	2.3	10.	ug/l		6010B	12/20/14	1
Iron	U	14.	100	ug/l		6010B	12/20/14	1
Manganese	U	1.2	10.	ug/l		6010B	12/20/14	1
Nickel	U	4.9	20.	ug/l		6010B	12/20/14	1
Silver	U	2.8	10.	ug/l		6010B	12/20/14	1
Vanadium	U	2.4	20.	ug/l		6010B	12/20/14	1
Volatile Organics								
Acetone	U	10.	50.	ug/l		8260B	12/24/14	1
Acrylonitrile	U	1.9	10.	ug/l		8260B	12/24/14	1
Benzene	U	0.33	1.0	ug/l		8260B	12/24/14	1
Bromochloromethane	U	0.52	1.0	ug/l		8260B	12/24/14	1
Bromodichloromethane	U	0.38	1.0	ug/l		8260B	12/24/14	1
Bromoform	U	0.47	1.0	ug/l		8260B	12/24/14	1
Bromomethane	U	0.87	5.0	ug/l		8260B	12/24/14	1
Carbon disulfide	U	0.28	1.0	ug/l		8260B	12/24/14	1
Carbon tetrachloride	U	0.38	1.0	ug/l		8260B	12/24/14	1
Chlorobenzene	U	0.35	1.0	ug/l		8260B	12/24/14	1
Chlorodibromomethane	U	0.33	1.0	ug/l		8260B	12/24/14	1
Chloroethane	U	0.45	5.0	ug/l		8260B	12/24/14	1

U = ND (Not Detected)
 RDL = Reported Detection Limit = LOQ = PQL = EQL = TRRP MQL
 MDL = Minimum Detection Limit = LOD = TRRP SDL

Note:
 The reported analytical results relate only to the sample submitted.
 This report shall not be reproduced, except in full, without the written approval from ESC.

Reported: 12/31/14 09:00 Printed: 12/31/14 09:05



12065 Lebanon Rd.
 Mt. Juliet, TN 37122
 (615) 758-5858
 1-800-767-5859
 Fax (615) 758-5859

Tax I.D. 62-0814289

Est. 1970

REPORT OF ANALYSIS

Stacie Whitmer
 Chimney Rock Consulting
 7529 Counts Massie Road
 North Little Rock, AR 72113

December 31, 2014

Date Received : December 19, 2014
 Description : Nabors Landfill

ESC Sample # : L740006-35

Sample ID : FIELD BLANK

Site ID :

Collected By : Darren Motley
 Collection Date : 12/16/14 15:40

Project # :

Parameter	Result	MDL	RDL	Units	Qualifier	Method	Date	Dil.
Chloroform	U	0.32	5.0	ug/l		8260B	12/24/14	1
Chloromethane	U	0.28	2.5	ug/l		8260B	12/24/14	1
Dibromomethane	U	0.35	1.0	ug/l		8260B	12/24/14	1
1,2-Dibromoethane	U	0.38	1.0	ug/l		8260B	12/24/14	1
1,2-Dibromo-3-Chloropropane	U	1.3	5.0	ug/l		8260B	12/24/14	1
1,2-Dichlorobenzene	U	0.35	1.0	ug/l		8260B	12/24/14	1
1,4-Dichlorobenzene	U	0.27	1.0	ug/l		8260B	12/24/14	1
trans-1,4-Dichloro-2-butene	U	0.87	2.5	ug/l		8260B	12/24/14	1
1,1-Dichloroethane	U	0.26	1.0	ug/l		8260B	12/24/14	1
1,2-Dichloroethane	U	0.36	1.0	ug/l		8260B	12/24/14	1
1,1-Dichloroethene	U	0.40	1.0	ug/l		8260B	12/24/14	1
cis-1,2-Dichloroethene	U	0.26	1.0	ug/l		8260B	12/24/14	1
trans-1,2-Dichloroethene	U	0.40	1.0	ug/l		8260B	12/24/14	1
1,2-Dichloropropane	U	0.31	1.0	ug/l		8260B	12/24/14	1
cis-1,3-Dichloropropene	U	0.42	1.0	ug/l		8260B	12/24/14	1
trans-1,3-Dichloropropene	U	0.42	1.0	ug/l		8260B	12/24/14	1
Ethylbenzene	U	0.38	1.0	ug/l		8260B	12/24/14	1
2-Hexanone	U	3.8	10.	ug/l		8260B	12/24/14	1
Iodomethane	U	1.7	10.	ug/l		8260B	12/24/14	1
2-Butanone (MEK)	U	3.9	15.	ug/l		8260B	12/24/14	1
Methylene Chloride	U	1.0	5.0	ug/l		8260B	12/24/14	1
4-Methyl-2-pentanone (MIBK)	U	2.1	10.	ug/l		8260B	12/24/14	1
Styrene	U	0.31	1.0	ug/l		8260B	12/24/14	1
1,1,1,2-Tetrachloroethane	U	0.38	1.0	ug/l		8260B	12/24/14	1
1,1,2,2-Tetrachloroethane	U	0.13	1.0	ug/l		8260B	12/24/14	1
Tetrachloroethene	U	0.37	1.0	ug/l		8260B	12/24/14	1
Toluene	U	0.78	5.0	ug/l		8260B	12/24/14	1
1,1,1-Trichloroethane	U	0.32	1.0	ug/l		8260B	12/24/14	1
1,1,2-Trichloroethane	U	0.38	1.0	ug/l		8260B	12/24/14	1
Trichloroethene	U	0.40	1.0	ug/l		8260B	12/24/14	1
Trichlorofluoromethane	U	1.2	5.0	ug/l		8260B	12/24/14	1
1,2,3-Trichloropropane	U	0.81	2.5	ug/l		8260B	12/24/14	1
Vinyl acetate	U	1.6	10.	ug/l		8260B	12/24/14	1
Vinyl chloride	U	0.26	1.0	ug/l		8260B	12/24/14	1
Xylenes, Total	U	1.1	3.0	ug/l		8260B	12/24/14	1
Surrogate Recovery								
Toluene-d8	107.			% Rec.		8260B	12/24/14	1
Dibromofluoromethane	90.8			% Rec.		8260B	12/24/14	1
4-Bromofluorobenzene	111.			% Rec.		8260B	12/24/14	1

U = ND (Not Detected)
 RDL = Reported Detection Limit = LOQ = PQL = EQL = TRRP MQL
 MDL = Minimum Detection Limit = LOD = TRRP SDL

Note:
 The reported analytical results relate only to the sample submitted.
 This report shall not be reproduced, except in full, without the written approval from ESC.

Reported: 12/31/14 09:00 Printed: 12/31/14 09:05



12065 Lebanon Rd.
 Mt. Juliet, TN 37122
 (615) 758-5858
 1-800-767-5859
 Fax (615) 758-5859

Tax I.D. 62-0814289

Est. 1970

REPORT OF ANALYSIS

Stacie Whitmer
 Chimney Rock Consulting
 7529 Counts Massie Road
 North Little Rock, AR 72113

December 31, 2014

Date Received : December 19, 2014
 Description : Nabors Landfill
 Sample ID : LEACHATE
 Collected By : Darren Motley
 Collection Date : 12/18/14 10:45

ESC Sample # : L740006-36
 Site ID :
 Project # :

Parameter	Result	MDL	RDL	Units	Qualifier	Method	Date	Dil.
Cyanide	U	1.8	5.0	ug/l		9012B	12/29/14	1
Sulfide	U	6.5	50.	ug/l		4500S2	12/21/14	1
TOC (Total Organic Carbon)	69000	100	1000	ug/l		9060A	12/30/14	1
Dissolved Solids	1700000	2800	10000	ug/l		2540 C-	12/29/14	1
Antimony	0.95	0.21	2.0	ug/l	J	6020	12/30/14	1
Arsenic	25.	0.25	2.0	ug/l		6020	12/30/14	1
Beryllium	0.21	0.12	2.0	ug/l	J	6020	12/30/14	1
Cadmium	0.39	0.16	1.0	ug/l	J	6020	12/30/14	1
Copper	4.9	0.52	5.0	ug/l	J	6020	12/30/14	1
Lead	0.60	0.24	2.0	ug/l	J	6020	12/30/14	1
Selenium	12.	0.38	2.0	ug/l		6020	12/30/14	1
Thallium	U	0.19	2.0	ug/l		6020	12/30/14	1
Tin	6.6	0.30	2.0	ug/l		6020	12/30/14	1
Zinc	150	2.6	25.	ug/l		6020	12/30/14	1
Mercury	U	0.049	0.20	ug/l		7470A	12/26/14	1
Barium	2800	1.7	5.0	ug/l		6010B	12/21/14	1
Chromium	5.5	1.4	10.	ug/l	J	6010B	12/21/14	1
Cobalt	4.7	2.3	10.	ug/l	J	6010B	12/21/14	1
Iron	49000	14.	100	ug/l		6010B	12/21/14	1
Manganese	1000	1.2	10.	ug/l		6010B	12/21/14	1
Nickel	58.	4.9	20.	ug/l		6010B	12/21/14	1
Silver	U	2.8	10.	ug/l		6010B	12/21/14	1
Vanadium	8.0	2.4	20.	ug/l	J	6010B	12/21/14	1
Volatile Organics								
Acetone	U	10.	50.	ug/l		8260B	12/24/14	1
Acrylonitrile	U	1.9	10.	ug/l		8260B	12/24/14	1
Benzene	U	0.33	1.0	ug/l		8260B	12/24/14	1
Bromochloromethane	U	0.52	1.0	ug/l		8260B	12/24/14	1
Bromodichloromethane	U	0.38	1.0	ug/l		8260B	12/24/14	1
Bromoform	U	0.47	1.0	ug/l		8260B	12/24/14	1
Bromomethane	U	0.87	5.0	ug/l		8260B	12/24/14	1
Carbon disulfide	U	0.28	1.0	ug/l		8260B	12/24/14	1
Carbon tetrachloride	U	0.38	1.0	ug/l		8260B	12/24/14	1
Chlorobenzene	U	0.35	1.0	ug/l		8260B	12/24/14	1
Chlorodibromomethane	U	0.33	1.0	ug/l		8260B	12/24/14	1
Chloroethane	U	0.45	5.0	ug/l		8260B	12/24/14	1

U = ND (Not Detected)
 RDL = Reported Detection Limit = LOQ = PQL = EQL = TRRP MQL
 MDL = Minimum Detection Limit = LOD = TRRP SDL

Note:
 The reported analytical results relate only to the sample submitted.
 This report shall not be reproduced, except in full, without the written approval from ESC.

Reported: 12/31/14 09:00 Printed: 12/31/14 09:05



12065 Lebanon Rd.
 Mt. Juliet, TN 37122
 (615) 758-5858
 1-800-767-5859
 Fax (615) 758-5859

Tax I.D. 62-0814289

Est. 1970

REPORT OF ANALYSIS

Stacie Whitmer
 Chimney Rock Consulting
 7529 Counts Massie Road
 North Little Rock, AR 72113

December 31, 2014

Date Received : December 19, 2014
 Description : Nabors Landfill

ESC Sample # : L740006-36

Sample ID : LEACHATE

Site ID :

Collected By : Darren Motley
 Collection Date : 12/18/14 10:45

Project # :

Parameter	Result	MDL	RDL	Units	Qualifier	Method	Date	Dil.
Chloroform	U	0.32	5.0	ug/l		8260B	12/24/14	1
Chloromethane	U	0.28	2.5	ug/l		8260B	12/24/14	1
Dibromomethane	U	0.35	1.0	ug/l		8260B	12/24/14	1
1,2-Dibromoethane	U	0.38	1.0	ug/l		8260B	12/24/14	1
1,2-Dibromo-3-Chloropropane	U	1.3	5.0	ug/l		8260B	12/24/14	1
1,2-Dichlorobenzene	U	0.35	1.0	ug/l		8260B	12/24/14	1
1,4-Dichlorobenzene	1.2	0.27	1.0	ug/l		8260B	12/24/14	1
trans-1,4-Dichloro-2-butene	U	0.87	2.5	ug/l		8260B	12/24/14	1
1,1-Dichloroethane	0.32	0.26	1.0	ug/l	J	8260B	12/24/14	1
1,2-Dichloroethane	U	0.36	1.0	ug/l		8260B	12/24/14	1
1,1-Dichloroethene	U	0.40	1.0	ug/l		8260B	12/24/14	1
cis-1,2-Dichloroethene	U	0.26	1.0	ug/l		8260B	12/24/14	1
trans-1,2-Dichloroethene	U	0.40	1.0	ug/l		8260B	12/24/14	1
1,2-Dichloropropane	U	0.31	1.0	ug/l		8260B	12/24/14	1
cis-1,3-Dichloropropene	U	0.42	1.0	ug/l		8260B	12/24/14	1
trans-1,3-Dichloropropene	U	0.42	1.0	ug/l		8260B	12/24/14	1
Ethylbenzene	U	0.38	1.0	ug/l		8260B	12/24/14	1
2-Hexanone	U	3.8	10.	ug/l		8260B	12/24/14	1
Iodomethane	U	1.7	10.	ug/l		8260B	12/24/14	1
2-Butanone (MEK)	U	3.9	15.	ug/l		8260B	12/24/14	1
Methylene Chloride	U	1.0	5.0	ug/l		8260B	12/24/14	1
4-Methyl-2-pentanone (MIBK)	U	2.1	10.	ug/l		8260B	12/24/14	1
Styrene	U	0.31	1.0	ug/l		8260B	12/24/14	1
1,1,1,2-Tetrachloroethane	U	0.38	1.0	ug/l		8260B	12/24/14	1
1,1,2,2-Tetrachloroethane	U	0.13	1.0	ug/l		8260B	12/24/14	1
Tetrachloroethene	U	0.37	1.0	ug/l		8260B	12/24/14	1
Toluene	U	0.78	5.0	ug/l		8260B	12/24/14	1
1,1,1-Trichloroethane	U	0.32	1.0	ug/l		8260B	12/24/14	1
1,1,2-Trichloroethane	U	0.38	1.0	ug/l		8260B	12/24/14	1
Trichloroethene	U	0.40	1.0	ug/l		8260B	12/24/14	1
Trichlorofluoromethane	U	1.2	5.0	ug/l		8260B	12/24/14	1
1,2,3-Trichloropropane	U	0.81	2.5	ug/l		8260B	12/24/14	1
Vinyl acetate	U	1.6	10.	ug/l		8260B	12/24/14	1
Vinyl chloride	U	0.26	1.0	ug/l		8260B	12/24/14	1
Xylenes, Total	1.5	1.1	3.0	ug/l	J	8260B	12/24/14	1
Surrogate Recovery								
Toluene-d8	110.			% Rec.		8260B	12/24/14	1
Dibromofluoromethane	93.0			% Rec.		8260B	12/24/14	1
4-Bromofluorobenzene	104.			% Rec.		8260B	12/24/14	1

U = ND (Not Detected)
 RDL = Reported Detection Limit = LOQ = PQL = EQL = TRRP MQL
 MDL = Minimum Detection Limit = LOD = TRRP SDL

Note:
 The reported analytical results relate only to the sample submitted.
 This report shall not be reproduced, except in full, without the written approval from ESC.

Reported: 12/31/14 09:00 Printed: 12/31/14 09:05



12065 Lebanon Rd.
 Mt. Juliet, TN 37122
 (615) 758-5858
 1-800-767-5859
 Fax (615) 758-5859

Tax I.D. 62-0814289

Est. 1970

REPORT OF ANALYSIS

Stacie Whitmer
 Chimney Rock Consulting
 7529 Counts Massie Road
 North Little Rock, AR 72113

December 31, 2014

Date Received : December 19, 2014
 Description : Nabors Landfill
 Sample ID : EQUIPMENT BLANK
 Collected By : Darren Motley
 Collection Date : 12/16/14 15:45

ESC Sample # : L740006-37

Site ID :

Project # :

Parameter	Result	MDL	RDL	Units	Qualifier	Method	Date	Dil.
Volatile Organics								
Acetone	U	10.	50.	ug/l		8260B	12/24/14	1
Acrylonitrile	U	1.9	10.	ug/l		8260B	12/24/14	1
Benzene	U	0.33	1.0	ug/l		8260B	12/24/14	1
Bromochloromethane	U	0.52	1.0	ug/l		8260B	12/24/14	1
Bromodichloromethane	U	0.38	1.0	ug/l		8260B	12/24/14	1
Bromoform	U	0.47	1.0	ug/l		8260B	12/24/14	1
Bromomethane	U	0.87	5.0	ug/l		8260B	12/24/14	1
Carbon disulfide	U	0.28	1.0	ug/l		8260B	12/24/14	1
Carbon tetrachloride	U	0.38	1.0	ug/l		8260B	12/24/14	1
Chlorobenzene	U	0.35	1.0	ug/l		8260B	12/24/14	1
Chlorodibromomethane	U	0.33	1.0	ug/l		8260B	12/24/14	1
Chloroethane	U	0.45	5.0	ug/l		8260B	12/24/14	1
Chloroform	U	0.32	5.0	ug/l		8260B	12/24/14	1
Chloromethane	U	0.28	2.5	ug/l		8260B	12/24/14	1
Dibromomethane	U	0.35	1.0	ug/l		8260B	12/24/14	1
1,2-Dibromoethane	U	0.38	1.0	ug/l		8260B	12/24/14	1
1,2-Dibromo-3-Chloropropane	U	1.3	5.0	ug/l		8260B	12/24/14	1
1,2-Dichlorobenzene	U	0.35	1.0	ug/l		8260B	12/24/14	1
1,4-Dichlorobenzene	U	0.27	1.0	ug/l		8260B	12/24/14	1
trans-1,4-Dichloro-2-butene	U	0.87	2.5	ug/l		8260B	12/24/14	1
1,1-Dichloroethane	U	0.26	1.0	ug/l		8260B	12/24/14	1
1,2-Dichloroethane	U	0.36	1.0	ug/l		8260B	12/24/14	1
1,1-Dichloroethene	U	0.40	1.0	ug/l		8260B	12/24/14	1
cis-1,2-Dichloroethene	U	0.26	1.0	ug/l		8260B	12/24/14	1
trans-1,2-Dichloroethene	U	0.40	1.0	ug/l		8260B	12/24/14	1
1,2-Dichloropropane	U	0.31	1.0	ug/l		8260B	12/24/14	1
cis-1,3-Dichloropropene	U	0.42	1.0	ug/l		8260B	12/24/14	1
trans-1,3-Dichloropropene	U	0.42	1.0	ug/l		8260B	12/24/14	1
Ethylbenzene	U	0.38	1.0	ug/l		8260B	12/24/14	1
2-Hexanone	U	3.8	10.	ug/l		8260B	12/24/14	1
Iodomethane	U	1.7	10.	ug/l		8260B	12/24/14	1
2-Butanone (MEK)	U	3.9	15.	ug/l		8260B	12/24/14	1
Methylene Chloride	U	1.0	5.0	ug/l		8260B	12/24/14	1
4-Methyl-2-pentanone (MIBK)	U	2.1	10.	ug/l		8260B	12/24/14	1
Styrene	U	0.31	1.0	ug/l		8260B	12/24/14	1
1,1,1,2-Tetrachloroethane	U	0.38	1.0	ug/l		8260B	12/24/14	1
1,1,2,2-Tetrachloroethane	U	0.13	1.0	ug/l		8260B	12/24/14	1
Tetrachloroethene	U	0.37	1.0	ug/l		8260B	12/24/14	1
Toluene	U	0.78	5.0	ug/l		8260B	12/24/14	1
1,1,1-Trichloroethane	U	0.32	1.0	ug/l		8260B	12/24/14	1
1,1,2-Trichloroethane	U	0.38	1.0	ug/l		8260B	12/24/14	1
Trichloroethene	U	0.40	1.0	ug/l		8260B	12/24/14	1

U = ND (Not Detected)
 RDL = Reported Detection Limit = LOQ = PQL = EQL = TRRP MQL
 MDL = Minimum Detection Limit = LOD = TRRP SDL

Note:
 The reported analytical results relate only to the sample submitted.
 This report shall not be reproduced, except in full, without the written approval from ESC.

Reported: 12/31/14 09:00 Printed: 12/31/14 09:05



12065 Lebanon Rd.
 Mt. Juliet, TN 37122
 (615) 758-5858
 1-800-767-5859
 Fax (615) 758-5859

Tax I.D. 62-0814289

Est. 1970

REPORT OF ANALYSIS

Stacie Whitmer
 Chimney Rock Consulting
 7529 Counts Massie Road
 North Little Rock, AR 72113

December 31, 2014

Date Received : December 19, 2014
 Description : Nabors Landfill
 Sample ID : EQUIPMENT BLANK
 Collected By : Darren Motley
 Collection Date : 12/16/14 15:45

ESC Sample # : L740006-37
 Site ID :
 Project # :

Parameter	Result	MDL	RDL	Units	Qualifier	Method	Date	Dil.
Trichlorofluoromethane	U	1.2	5.0	ug/l		8260B	12/24/14	1
1,2,3-Trichloropropane	U	0.81	2.5	ug/l		8260B	12/24/14	1
Vinyl acetate	U	1.6	10.	ug/l		8260B	12/24/14	1
Vinyl chloride	U	0.26	1.0	ug/l		8260B	12/24/14	1
Xylenes, Total	U	1.1	3.0	ug/l		8260B	12/24/14	1
Surrogate Recovery								
Toluene-d8	108.			%	Rec.	8260B	12/24/14	1
Dibromofluoromethane	92.2			%	Rec.	8260B	12/24/14	1
4-Bromofluorobenzene	111.			%	Rec.	8260B	12/24/14	1

U = ND (Not Detected)
 RDL = Reported Detection Limit = LOQ = PQL = EQL = TRRP MQL
 MDL = Minimum Detection Limit = LOD = TRRP SDL

Note:
 The reported analytical results relate only to the sample submitted.
 This report shall not be reproduced, except in full, without the written approval from ESC.

Reported: 12/31/14 09:00 Printed: 12/31/14 09:05



12065 Lebanon Rd.
 Mt. Juliet, TN 37122
 (615) 758-5858
 1-800-767-5859
 Fax (615) 758-5859

Tax I.D. 62-0814289

Est. 1970

REPORT OF ANALYSIS

Stacie Whitmer
 Chimney Rock Consulting
 7529 Counts Massie Road
 North Little Rock, AR 72113

December 31, 2014

Date Received : December 19, 2014
 Description : Nabors Landfill

ESC Sample # : L740006-38

Sample ID : TRIP BLANK

Site ID :

Collected By : Darren Motley
 Collection Date : 12/18/14 10:30

Project # :

Parameter	Result	MDL	RDL	Units	Qualifier	Method	Date	Dil.
Volatile Organics								
Acetone	U	10.	50.	ug/l		8260B	12/30/14	1
Acrylonitrile	U	1.9	10.	ug/l		8260B	12/30/14	1
Benzene	U	0.33	1.0	ug/l		8260B	12/30/14	1
Bromochloromethane	U	0.52	1.0	ug/l		8260B	12/30/14	1
Bromodichloromethane	U	0.38	1.0	ug/l		8260B	12/30/14	1
Bromoform	U	0.47	1.0	ug/l		8260B	12/30/14	1
Bromomethane	U	0.87	5.0	ug/l		8260B	12/30/14	1
Carbon disulfide	U	0.28	1.0	ug/l		8260B	12/30/14	1
Carbon tetrachloride	U	0.38	1.0	ug/l		8260B	12/30/14	1
Chlorobenzene	U	0.35	1.0	ug/l		8260B	12/30/14	1
Chlorodibromomethane	U	0.33	1.0	ug/l		8260B	12/30/14	1
Chloroethane	U	0.45	5.0	ug/l		8260B	12/30/14	1
Chloroform	U	0.32	5.0	ug/l		8260B	12/30/14	1
Chloromethane	U	0.28	2.5	ug/l		8260B	12/30/14	1
Dibromomethane	U	0.35	1.0	ug/l		8260B	12/30/14	1
1,2-Dibromoethane	U	0.38	1.0	ug/l		8260B	12/30/14	1
1,2-Dibromo-3-Chloropropane	U	1.3	5.0	ug/l		8260B	12/30/14	1
1,2-Dichlorobenzene	U	0.35	1.0	ug/l		8260B	12/30/14	1
1,4-Dichlorobenzene	U	0.27	1.0	ug/l		8260B	12/30/14	1
trans-1,4-Dichloro-2-butene	U	0.87	2.5	ug/l		8260B	12/30/14	1
1,1-Dichloroethane	U	0.26	1.0	ug/l		8260B	12/30/14	1
1,2-Dichloroethane	U	0.36	1.0	ug/l		8260B	12/30/14	1
1,1-Dichloroethene	U	0.40	1.0	ug/l		8260B	12/30/14	1
cis-1,2-Dichloroethene	U	0.26	1.0	ug/l		8260B	12/30/14	1
trans-1,2-Dichloroethene	U	0.40	1.0	ug/l		8260B	12/30/14	1
1,2-Dichloropropane	U	0.31	1.0	ug/l		8260B	12/30/14	1
cis-1,3-Dichloropropene	U	0.42	1.0	ug/l		8260B	12/30/14	1
trans-1,3-Dichloropropene	U	0.42	1.0	ug/l		8260B	12/30/14	1
Ethylbenzene	U	0.38	1.0	ug/l		8260B	12/30/14	1
2-Hexanone	U	3.8	10.	ug/l		8260B	12/30/14	1
Iodomethane	U	1.7	10.	ug/l		8260B	12/30/14	1
2-Butanone (MEK)	U	3.9	15.	ug/l		8260B	12/30/14	1
Methylene Chloride	U	1.0	5.0	ug/l		8260B	12/30/14	1
4-Methyl-2-pentanone (MIBK)	U	2.1	10.	ug/l		8260B	12/30/14	1
Styrene	U	0.31	1.0	ug/l		8260B	12/30/14	1
1,1,1,2-Tetrachloroethane	U	0.38	1.0	ug/l		8260B	12/30/14	1
1,1,2,2-Tetrachloroethane	U	0.13	1.0	ug/l		8260B	12/30/14	1
Tetrachloroethene	U	0.37	1.0	ug/l		8260B	12/30/14	1
Toluene	U	0.78	5.0	ug/l		8260B	12/30/14	1
1,1,1-Trichloroethane	U	0.32	1.0	ug/l		8260B	12/30/14	1
1,1,2-Trichloroethane	U	0.38	1.0	ug/l		8260B	12/30/14	1
Trichloroethene	U	0.40	1.0	ug/l		8260B	12/30/14	1

U = ND (Not Detected)

RDL = Reported Detection Limit = LOQ = PQL = EQL = TRRP MQL

MDL = Minimum Detection Limit = LOD = TRRP SDL

Note:

The reported analytical results relate only to the sample submitted.

This report shall not be reproduced, except in full, without the written approval from ESC.

Reported: 12/31/14 09:00 Printed: 12/31/14 09:05



12065 Lebanon Rd.
 Mt. Juliet, TN 37122
 (615) 758-5858
 1-800-767-5859
 Fax (615) 758-5859

Tax I.D. 62-0814289

Est. 1970

REPORT OF ANALYSIS

Stacie Whitmer
 Chimney Rock Consulting
 7529 Counts Massie Road
 North Little Rock, AR 72113

December 31, 2014

Date Received : December 19, 2014
 Description : Nabors Landfill

ESC Sample # : L740006-38

Sample ID : TRIP BLANK

Site ID :

Collected By : Darren Motley
 Collection Date : 12/18/14 10:30

Project # :

Parameter	Result	MDL	RDL	Units	Qualifier	Method	Date	Dil.
Trichlorofluoromethane	U	1.2	5.0	ug/l		8260B	12/30/14	1
1,2,3-Trichloropropane	U	0.81	2.5	ug/l		8260B	12/30/14	1
Vinyl acetate	U	1.6	10.	ug/l		8260B	12/30/14	1
Vinyl chloride	U	0.26	1.0	ug/l		8260B	12/30/14	1
Xylenes, Total	U	1.1	3.0	ug/l		8260B	12/30/14	1
Surrogate Recovery								
Toluene-d8	104.			%	Rec.	8260B	12/30/14	1
Dibromofluoromethane	103.			%	Rec.	8260B	12/30/14	1
4-Bromofluorobenzene	109.			%	Rec.	8260B	12/30/14	1

U = ND (Not Detected)
 RDL = Reported Detection Limit = LOQ = PQL = EQL = TRRP MQL
 MDL = Minimum Detection Limit = LOD = TRRP SDL

Note:
 The reported analytical results relate only to the sample submitted.
 This report shall not be reproduced, except in full, without the written approval from ESC.

Reported: 12/31/14 09:00 Printed: 12/31/14 09:05

Attachment A
List of Analytes with QC Qualifiers

Sample Number	Work Group	Sample Type	Analyte	Run ID	Qualifier	
L740006-01	WG761145	SAMP	Antimony	R3012720	J	
	WG761145	SAMP	Beryllium	R3012720	J	
	WG761145	SAMP	Copper	R3012720	J	
	WG761145	SAMP	Lead	R3012720	J	
	WG761145	SAMP	Selenium	R3012720	J	
	WG761145	SAMP	Thallium	R3012720	J	
	WG761136	SAMP	Chromium	R3011150	J	
	WG761136	SAMP	Silver	R3011150	J	
	WG761979	SAMP	Chlorobenzene	R3012114	J	
	WG761979	SAMP	Chloroethane	R3012114	J	
	L740006-02	WG761145	SAMP	Zinc	R3012720	J
		WG761136	SAMP	Chromium	R3011150	J
WG761136		SAMP	Iron	R3011150	J	
WG761136		SAMP	Manganese	R3011150	J	
WG761136		SAMP	Nickel	R3011150	J	
WG761136		SAMP	Silver	R3011150	J	
WG761365		SAMP	Methylene Chloride	R3011437	J4	
L740006-03		WG761145	SAMP	Arsenic	R3012720	J
	WG761145	SAMP	Thallium	R3012720	J	
	WG761136	SAMP	Iron	R3011150	J	
	WG761136	SAMP	Nickel	R3011150	J	
	WG761501	SAMP	TOC (Total Organic Carbon)	R3012277	J	
	WG761365	SAMP	Methylene Chloride	R3011437	J4	
L740006-04	WG761145	SAMP	Arsenic	R3012720	J	
	WG761145	SAMP	Cadmium	R3012720	J	
	WG761136	SAMP	Chromium	R3011150	J	
	WG761136	SAMP	Iron	R3011150	J	
	WG761136	SAMP	Nickel	R3011150	J	
	WG761136	SAMP	Silver	R3011150	J	
	WG761365	SAMP	Methylene Chloride	R3011437	J4	
	L740006-05	WG761145	SAMP	Arsenic	R3012720	J
WG761136		SAMP	Iron	R3011150	J	
WG761136		SAMP	Nickel	R3011150	J	
WG761136		SAMP	Silver	R3011150	J	
WG761501		SAMP	TOC (Total Organic Carbon)	R3012277	J	
WG761365		SAMP	Methylene Chloride	R3011437	J4	
L740006-06		WG761145	SAMP	Arsenic	R3012720	J
	WG761145	SAMP	Cadmium	R3012720	J	
	WG761136	SAMP	Iron	R3011150	J	
	WG761136	SAMP	Nickel	R3011150	J	
	WG761136	SAMP	Silver	R3011150	J	
	WG761817	SAMP	Mercury	R3012122	J	
	WG761501	SAMP	TOC (Total Organic Carbon)	R3012277	J	
	WG761365	SAMP	Methylene Chloride	R3011437	J4	
	L740006-07	WG761145	SAMP	Arsenic	R3012720	J
		WG761145	SAMP	Zinc	R3012720	J
WG761136		SAMP	Iron	R3011150	J	
WG761136		SAMP	Manganese	R3011150	J	
WG761136		SAMP	Nickel	R3011150	J	
WG761501		SAMP	TOC (Total Organic Carbon)	R3012277	J	
WG761365		SAMP	Methylene Chloride	R3011437	J4	
L740006-08		WG761145	SAMP	Beryllium	R3012720	J
	WG761145	SAMP	Lead	R3012720	J	
	WG761145	SAMP	Selenium	R3012720	J	
	WG761145	SAMP	Tin	R3012720	J	
	WG761145	SAMP	Zinc	R3012720	J	
	WG761136	SAMP	Chromium	R3011150	J	
	WG761365	SAMP	Chlorobenzene	R3011437	J	
	WG761365	SAMP	Chloroethane	R3011437	J	
	WG761365	SAMP	1,4-Dichlorobenzene	R3011437	J	
	WG761365	SAMP	Methylene Chloride	R3011437	J4	
	L740006-09	WG761145	SAMP	Lead	R3012720	J
		WG761145	SAMP	Thallium	R3012720	J
		WG761145	SAMP	Zinc	R3012720	J
WG761136		SAMP	Iron	R3011150	J	
WG761136		SAMP	Nickel	R3011150	J	
WG761501		SAMP	TOC (Total Organic Carbon)	R3012277	J	
WG761365		SAMP	Methylene Chloride	R3011437	J4	
L740006-10	WG761145	SAMP	Arsenic	R3012720	J	

Attachment A
List of Analytes with QC Qualifiers

Sample Number	Work Group	Sample Type	Analyte	Run ID	Qualifier
	WG761145	SAMP	Cadmium	R3012720	J
	WG761145	SAMP	Lead	R3012720	J
	WG761145	SAMP	Zinc	R3012720	J
	WG761136	SAMP	Iron	R3011150	J
	WG761136	SAMP	Manganese	R3011150	J
	WG761136	SAMP	Nickel	R3011150	J
	WG761501	SAMP	TOC (Total Organic Carbon)	R3012277	J
	WG761365	SAMP	Methylene Chloride	R3011437	J4
L740006-11	WG761145	SAMP	Cadmium	R3012720	J
	WG761145	SAMP	Lead	R3012720	J
	WG761136	SAMP	Iron	R3011150	J
	WG761136	SAMP	Nickel	R3011150	J
	WG761501	SAMP	TOC (Total Organic Carbon)	R3012277	J
	WG761366	SAMP	Chlorodibromomethane	R3012378	J4
	WG761366	SAMP	1,2-Dichlorobenzene	R3012378	J4
L740006-12	WG761366	SAMP	Vinyl acetate	R3012378	J4
	WG761145	SAMP	Lead	R3012720	J
	WG761136	SAMP	Chromium	R3011150	J
	WG761136	SAMP	Nickel	R3011150	J
	WG761366	SAMP	Chlorodibromomethane	R3012378	J4
	WG761366	SAMP	1,2-Dichlorobenzene	R3012378	J4
L740006-13	WG761366	SAMP	Vinyl acetate	R3012378	J4
	WG761145	SAMP	Arsenic	R3012720	J
	WG761145	SAMP	Cadmium	R3012720	J
	WG761145	SAMP	Lead	R3012720	J
	WG761136	SAMP	Nickel	R3011150	J
	WG761501	SAMP	TOC (Total Organic Carbon)	R3012277	J
	WG761366	SAMP	Chlorodibromomethane	R3012378	J4
	WG761366	SAMP	1,2-Dichlorobenzene	R3012378	J4
L740006-14	WG761366	SAMP	Vinyl acetate	R3012378	J4
	WG761145	SAMP	Cadmium	R3012720	J
	WG761145	SAMP	Lead	R3012720	J
	WG761145	SAMP	Thallium	R3012720	J
	WG761136	SAMP	Iron	R3011150	J
	WG761136	SAMP	Manganese	R3011150	J
	WG761136	SAMP	Silver	R3011150	J
	WG761501	SAMP	TOC (Total Organic Carbon)	R3012277	J
	WG761366	SAMP	Chlorodibromomethane	R3012378	J4
	WG761366	SAMP	1,2-Dichlorobenzene	R3012378	J4
L740006-15	WG761366	SAMP	Vinyl acetate	R3012378	J4
	WG761136	SAMP	Iron	R3011150	J
	WG761136	SAMP	Manganese	R3011150	J
	WG761136	SAMP	Nickel	R3011150	J
	WG761366	SAMP	Chlorodibromomethane	R3012378	J4
	WG761366	SAMP	1,2-Dichlorobenzene	R3012378	J4
L740006-16	WG761366	SAMP	Vinyl acetate	R3012378	J4
	WG761145	SAMP	Arsenic	R3012720	J
	WG761145	SAMP	Cadmium	R3012720	J
	WG761145	SAMP	Lead	R3012720	J
	WG761145	SAMP	Zinc	R3012720	J
	WG761136	SAMP	Chromium	R3011150	J
	WG761136	SAMP	Iron	R3011150	J
	WG761136	SAMP	Manganese	R3011150	J
	WG761136	SAMP	Nickel	R3011150	J
	WG761366	SAMP	Chlorodibromomethane	R3012378	J4
	WG761366	SAMP	1,2-Dichlorobenzene	R3012378	J4
L740006-17	WG761366	SAMP	Vinyl acetate	R3012378	J4
	WG761145	SAMP	Arsenic	R3012720	J
	WG761145	SAMP	Beryllium	R3012720	J
	WG761145	SAMP	Copper	R3012720	J
	WG761136	SAMP	Chromium	R3011150	J
	WG761136	SAMP	Nickel	R3011150	J
	WG761366	SAMP	Chlorodibromomethane	R3012378	J4
	WG761366	SAMP	1,2-Dichlorobenzene	R3012378	J4
L740006-18	WG761366	SAMP	Vinyl acetate	R3012378	J4
	WG761146	SAMP	Antimony	R3012612	J
	WG761146	SAMP	Arsenic	R3012612	J
	WG761146	SAMP	Beryllium	R3012612	J
	WG761146	SAMP	Cadmium	R3012612	J
	WG761146	SAMP	Copper	R3012612	J

Attachment A
List of Analytes with QC Qualifiers

Sample Number	Work Group	Sample Type	Analyte	Run ID	Qualifier
	WG761146	SAMP	Lead	R3012612	J
	WG761146	SAMP	Tin	R3012612	J
	WG761146	SAMP	Zinc	R3012612	J
	WG761136	SAMP	Manganese	R3011150	J
	WG761136	SAMP	Nickel	R3011150	J
	WG761366	SAMP	Chlorodibromomethane	R3012378	J4
	WG761366	SAMP	1,2-Dichlorobenzene	R3012378	J4
	WG761366	SAMP	Vinyl acetate	R3012378	J4
L740006-19	WG761146	SAMP	Antimony	R3012612	J
	WG761146	SAMP	Arsenic	R3012612	J
	WG761146	SAMP	Beryllium	R3012612	J
	WG761146	SAMP	Cadmium	R3012612	J
	WG761146	SAMP	Lead	R3012612	J
	WG761146	SAMP	Tin	R3012612	J
	WG761146	SAMP	Zinc	R3012612	J
	WG761136	SAMP	Manganese	R3011150	J
	WG761136	SAMP	Nickel	R3011150	J
	WG761366	SAMP	Chlorodibromomethane	R3012378	J4
	WG761366	SAMP	1,2-Dichlorobenzene	R3012378	J4
	WG761366	SAMP	Vinyl acetate	R3012378	J4
L740006-20	WG761146	SAMP	Antimony	R3012612	J
	WG761146	SAMP	Arsenic	R3012612	J
	WG761146	SAMP	Beryllium	R3012612	J
	WG761146	SAMP	Lead	R3012612	J
	WG761146	SAMP	Thallium	R3012612	J
	WG761146	SAMP	Tin	R3012612	J
	WG761136	SAMP	Chromium	R3011150	J
	WG761136	SAMP	Iron	R3011150	J
	WG761136	SAMP	Manganese	R3011150	J
	WG761136	SAMP	Nickel	R3011150	J
	WG761782	SAMP	TOC (Total Organic Carbon)	R3012652	J
	WG761366	SAMP	Chlorodibromomethane	R3012378	J4
	WG761366	SAMP	1,2-Dichlorobenzene	R3012378	J4
	WG761366	SAMP	cis-1,2-Dichloroethene	R3012378	J
	WG761366	SAMP	Vinyl acetate	R3012378	J4
L740006-21	WG761146	SAMP	Beryllium	R3012612	J
	WG761146	SAMP	Cadmium	R3012612	J
	WG761146	SAMP	Selenium	R3012612	J
	WG761146	SAMP	Thallium	R3012612	J
	WG761146	SAMP	Tin	R3012612	J
	WG761147	SAMP	Cobalt	R3011156	J
	WG761147	SAMP	Vanadium	R3011156	J
	WG761366	SAMP	Chlorodibromomethane	R3012378	J4
	WG761366	SAMP	1,2-Dichlorobenzene	R3012378	J4
	WG761366	SAMP	Vinyl acetate	R3012378	J4
L740006-22	WG761146	SAMP	Antimony	R3012612	J
	WG761146	SAMP	Beryllium	R3012612	J
	WG761146	SAMP	Cadmium	R3012612	J
	WG761146	SAMP	Copper	R3012612	J
	WG761146	SAMP	Lead	R3012612	J
	WG761146	SAMP	Tin	R3012612	J
	WG761147	SAMP	Chromium	R3011156	J
	WG761147	SAMP	Nickel	R3011156	J
	WG761782	SAMP	TOC (Total Organic Carbon)	R3012652	J
	WG761366	SAMP	Chlorodibromomethane	R3012378	J4
	WG761366	SAMP	1,2-Dichlorobenzene	R3012378	J4
	WG761366	SAMP	Vinyl acetate	R3012378	J4
L740006-23	WG761146	SAMP	Antimony	R3012612	J
	WG761146	SAMP	Arsenic	R3012612	J
	WG761146	SAMP	Beryllium	R3012612	J
	WG761146	SAMP	Cadmium	R3012612	J
	WG761146	SAMP	Lead	R3012612	J
	WG761146	SAMP	Thallium	R3012612	J
	WG761146	SAMP	Tin	R3012612	J
	WG761147	SAMP	Iron	R3011156	J
	WG761782	SAMP	TOC (Total Organic Carbon)	R3012652	J
	WG761366	SAMP	Chlorodibromomethane	R3012378	J4
	WG761366	SAMP	1,2-Dichlorobenzene	R3012378	J4
	WG761366	SAMP	Vinyl acetate	R3012378	J4
L740006-24	WG761146	SAMP	Antimony	R3012612	J

Attachment A
List of Analytes with QC Qualifiers

Sample Number	Work Group	Sample Type	Analyte	Run ID	Qualifier
	WG761146	SAMP	Beryllium	R3012612	J
	WG761146	SAMP	Cadmium	R3012612	J
	WG761146	SAMP	Copper	R3012612	J
	WG761146	SAMP	Selenium	R3012612	J
	WG761146	SAMP	Thallium	R3012612	J
	WG761146	SAMP	Tin	R3012612	J
	WG761147	SAMP	Chromium	R3011156	J
	WG761366	SAMP	Chlorobenzene	R3012378	J
	WG761366	SAMP	Chlorodibromomethane	R3012378	J4
	WG761366	SAMP	Chloroethane	R3012378	J
	WG761366	SAMP	1,2-Dichlorobenzene	R3012378	J4
	WG761366	SAMP	Tetrachloroethene	R3012378	J
L740006-25	WG761366	SAMP	Vinyl acetate	R3012378	J4
	WG761146	SAMP	Antimony	R3012612	J
	WG761146	SAMP	Arsenic	R3012612	J
	WG761146	SAMP	Beryllium	R3012612	J
	WG761146	SAMP	Cadmium	R3012612	J
	WG761146	SAMP	Copper	R3012612	J
	WG761146	SAMP	Lead	R3012612	J
	WG761146	SAMP	Tin	R3012612	J
	WG761146	SAMP	Zinc	R3012612	J
	WG761147	SAMP	Iron	R3011156	J
	WG761147	SAMP	Manganese	R3011156	J
	WG761366	SAMP	Chlorodibromomethane	R3012378	J4
	WG761366	SAMP	1,2-Dichlorobenzene	R3012378	J4
L740006-26	WG761366	SAMP	Vinyl acetate	R3012378	J4
	WG761146	SAMP	Antimony	R3012612	J
	WG761146	SAMP	Arsenic	R3012612	J
	WG761146	SAMP	Beryllium	R3012612	J
	WG761146	SAMP	Cadmium	R3012612	J
	WG761146	SAMP	Copper	R3012612	J
	WG761146	SAMP	Tin	R3012612	J
	WG761366	SAMP	Chlorodibromomethane	R3012378	J4
	WG761366	SAMP	1,2-Dichlorobenzene	R3012378	J4
L740006-27	WG761366	SAMP	Vinyl acetate	R3012378	J4
	WG761146	SAMP	Antimony	R3012612	J
	WG761146	SAMP	Beryllium	R3012612	J
	WG761146	SAMP	Cadmium	R3012612	J
	WG761146	SAMP	Copper	R3012612	J
	WG761146	SAMP	Lead	R3012612	J
	WG761146	SAMP	Tin	R3012612	J
	WG761146	SAMP	Zinc	R3012612	J
	WG761366	SAMP	Chlorodibromomethane	R3012378	J4
	WG761366	SAMP	1,2-Dichlorobenzene	R3012378	J4
L740006-28	WG761366	SAMP	Vinyl acetate	R3012378	J4
	WG761146	SAMP	Antimony	R3012612	J
	WG761146	SAMP	Arsenic	R3012612	J
	WG761146	SAMP	Beryllium	R3012612	J
	WG761146	SAMP	Cadmium	R3012612	J
	WG761146	SAMP	Copper	R3012612	J
	WG761146	SAMP	Lead	R3012612	J
	WG761146	SAMP	Tin	R3012612	J
	WG761146	SAMP	Zinc	R3012612	J
	WG761366	SAMP	Chlorodibromomethane	R3012378	J4
	WG761366	SAMP	1,2-Dichlorobenzene	R3012378	J4
L740006-29	WG761366	SAMP	Vinyl acetate	R3012378	J4
	WG761146	SAMP	Antimony	R3012612	J
	WG761146	SAMP	Arsenic	R3012612	J
	WG761146	SAMP	Beryllium	R3012612	J
	WG761146	SAMP	Cadmium	R3012612	J
	WG761146	SAMP	Copper	R3012612	J
	WG761146	SAMP	Lead	R3012612	J
	WG761146	SAMP	Selenium	R3012612	J
	WG761146	SAMP	Tin	R3012612	J
	WG761146	SAMP	Zinc	R3012612	J
	WG761147	SAMP	Iron	R3011156	J
	WG761147	SAMP	Nickel	R3011156	J
	WG761366	SAMP	Chlorodibromomethane	R3012378	J4
	WG761366	SAMP	1,2-Dichlorobenzene	R3012378	J4
	WG761366	SAMP	1,1-Dichloroethane	R3012378	J

Attachment A
List of Analytes with QC Qualifiers

Sample Number	Work Group	Sample Type	Analyte	Run ID	Qualifier	
L740006-30	WG761366	SAMP	Vinyl acetate	R3012378	J4	
	WG761146	SAMP	Antimony	R3012612	J	
	WG761146	SAMP	Arsenic	R3012612	J	
	WG761146	SAMP	Beryllium	R3012612	J	
	WG761146	SAMP	Cadmium	R3012612	J	
	WG761146	SAMP	Copper	R3012612	J	
	WG761146	SAMP	Lead	R3012612	J	
	WG761146	SAMP	Tin	R3012612	J	
	WG761146	SAMP	Zinc	R3012612	J	
	WG761147	SAMP	Manganese	R3011156	J	
	WG761366	SAMP	Chlorodibromomethane	R3012378	J4	
	WG761366	SAMP	1,2-Dichlorobenzene	R3012378	J4	
	WG761366	SAMP	Vinyl acetate	R3012378	J4	
	L740006-31	WG761146	SAMP	Antimony	R3012612	J
WG761146		SAMP	Beryllium	R3012612	J	
WG761146		SAMP	Cadmium	R3012612	J	
WG761146		SAMP	Copper	R3012612	J	
WG761146		SAMP	Tin	R3012612	J	
WG761146		SAMP	Zinc	R3012612	J	
WG761147		SAMP	Chromium	R3011156	J	
WG761147		SAMP	Cobalt	R3011156	J	
WG761147		SAMP	Vanadium	R3011156	J	
WG761367		SAMP	Chloroethane	R3012409	J	
WG761367		SAMP	1,1-Dichloroethane	R3012409	J	
WG761367		SAMP	cis-1,2-Dichloroethene	R3012409	J	
L740006-32		WG761146	SAMP	Antimony	R3012612	J
		WG761146	SAMP	Arsenic	R3012612	J
	WG761146	SAMP	Beryllium	R3012612	J	
	WG761146	SAMP	Cadmium	R3012612	J	
	WG761146	SAMP	Lead	R3012612	J	
	WG761146	SAMP	Tin	R3012612	J	
	WG761146	SAMP	Zinc	R3012612	J	
	WG761146	SAMP	Antimony	R3012612	J	
L740006-33	WG761146	SAMP	Beryllium	R3012612	J	
	WG761146	SAMP	Cadmium	R3012612	J	
	WG761146	SAMP	Copper	R3012612	J	
	WG761146	SAMP	Tin	R3012612	J	
	WG761146	SAMP	Zinc	R3012612	J	
	WG761147	SAMP	Chromium	R3011156	J	
	WG761147	SAMP	Nickel	R3011156	J	
	WG761147	SAMP	Vanadium	R3011156	J	
	L740006-34	WG761146	SAMP	Antimony	R3012612	J
		WG761146	SAMP	Beryllium	R3012612	J
		WG761146	SAMP	Cadmium	R3012612	J
		WG761146	SAMP	Copper	R3012612	J
		WG761146	SAMP	Lead	R3012612	J
		WG761146	SAMP	Selenium	R3012612	J
WG761146		SAMP	Thallium	R3012612	J	
WG761146		SAMP	Tin	R3012612	J	
WG761147		SAMP	Chromium	R3011156	J	
WG761367		SAMP	Chlorobenzene	R3012409	J	
WG761367		SAMP	Chloroethane	R3012409	J	
L740006-35		WG761146	SAMP	Antimony	R3012612	J
		WG761146	SAMP	Arsenic	R3012612	J
		WG761146	SAMP	Beryllium	R3012612	J
	WG761146	SAMP	Cadmium	R3012612	J	
	WG761146	SAMP	Tin	R3012612	J	
	WG761816	SAMP	Mercury	R3012121	J	
	WG761247	SAMP	Dissolved Solids	R3011612	JT4	
	L740006-36	WG761146	SAMP	Antimony	R3012612	J
		WG761146	SAMP	Beryllium	R3012612	J
		WG761146	SAMP	Cadmium	R3012612	J
		WG761146	SAMP	Copper	R3012612	J
		WG761146	SAMP	Lead	R3012612	J
		WG761147	SAMP	Chromium	R3011156	J
		WG761147	SAMP	Cobalt	R3011156	J
WG761147		SAMP	Vanadium	R3011156	J	
WG761367		SAMP	1,1-Dichloroethane	R3012409	J	
WG761367		SAMP	Xylenes, Total	R3012409	J	

Attachment B
Explanation of QC Qualifier Codes

Qualifier	Meaning
J	(EPA) - Estimated value below the lowest calibration point. Confidence correlates with concentration.
J4	The associated batch QC was outside the established quality control range for accuracy.
T4	(ESC) - Additional method/sample information: QNS - Quantity Not Sufficient

Qualifier Report Information

ESC utilizes sample and result qualifiers as set forth by the EPA Contract Laboratory Program and as required by most certifying bodies including NELAC. In addition to the EPA qualifiers adopted by ESC, we have implemented ESC qualifiers to provide more information pertaining to our analytical results. Each qualifier is designated in the qualifier explanation as either EPA or ESC. Data qualifiers are intended to provide the ESC client with more detailed information concerning the potential bias of reported data. Because of the wide range of constituents and variety of matrices incorporated by most EPA methods, it is common for some compounds to fall outside of established ranges. These exceptions are evaluated and all reported data is valid and useable "unless qualified as 'R' (Rejected)."

Definitions

- Accuracy - The relationship of the observed value of a known sample to the true value of a known sample. Represented by percent recovery and relevant to samples such as: control samples, matrix spike recoveries, surrogate recoveries, etc.
- Precision - The agreement between a set of samples or between duplicate samples. Relates to how close together the results are and is represented by Relative Percent Difference.
- Surrogate - Organic compounds that are similar in chemical composition, extraction, and chromatography to analytes of interest. The surrogates are used to determine the probable response of the group of analytes that are chemically related to the surrogate compound. Surrogates are added to the sample and carried through all stages of preparation and analyses.
- TIC - Tentatively Identified Compound: Compounds detected in samples that are not target compounds, internal standards, system monitoring compounds, or surrogates.



12065 Lebanon Rd.
Mt. Juliet, TN 37122
(615) 758-5858
1-800-767-5859
Fax (615) 758-5859

Tax I.D. 62-0814289

Est. 1970

Stacie Whitmer
Chimney Rock Consulting
7529 Counts Massie Road
North Little Rock, AR 72113

Report Summary

Thursday January 15, 2015

Report Number: L742696

Samples Received: 12/19/14

Client Project:

Description: Nabors Landfill

The analytical results in this report are based upon information supplied by you, the client, and are for your exclusive use. If you have any questions regarding this data package, please do not hesitate to call.

Entire Report Reviewed By:

Mark W. Beasley , ESC Representative

Laboratory Certification Numbers

A2LA - 1461-01, AIHA - 100789, AL - 40660, CA - 01157CA, CT - PH-0197,
FL - E87487, GA - 923, IN - C-TN-01, KY - 90010, KYUST - 0016,
NC - ENV375/DW21704/BIO041, ND - R-140, NJ - TN002, NJ NELAP - TN002,
SC - 84004, TN - 2006, VA - 460132, WV - 233, AZ - 0612,
MN - 047-999-395, NY - 11742, WI - 998093910, NV - TN000032011-1,
TX - T104704245-11-3, OK - 9915, PA - 68-02979, IA Lab #364, EPA - TN002

Accreditation is only applicable to the test methods specified on each scope of accreditation held by ESC Lab Sciences.

This report may not be reproduced, except in full, without written approval from ESC Lab Sciences. Where applicable, sampling conducted by ESC is performed per guidance provided in laboratory standard operating procedures: 060302, 060303, and 060304.



12065 Lebanon Rd.
 Mt. Juliet, TN 37122
 (615) 758-5858
 1-800-767-5859
 Fax (615) 758-5859

Tax I.D. 62-0814289

Est. 1970

REPORT OF ANALYSIS

Stacie Whitmer
 Chimney Rock Consulting
 7529 Counts Massie Road
 North Little Rock, AR 72113

January 15, 2015

Date Received : December 19, 2014
 Description : Nabors Landfill
 Sample ID : MW-1
 Collected By : Darren Motley
 Collection Date : 12/16/14 15:32

ESC Sample # : L742696-01

Site ID :

Project # :

Parameter	Result	MDL	RDL	Units	Qualifier	Method	Date	Dil.
Chloride	120000	260	5000	ug/l		9056	01/14/15	5
Sulfate	26000	77.	5000	ug/l		9056	01/10/15	1

U = ND (Not Detected)
 RDL = Reported Detection Limit = LOQ = PQL = EQL = TRRP MQL
 MDL = Minimum Detection Limit = LOD = TRRP SDL

Note:
 The reported analytical results relate only to the sample submitted.
 This report shall not be reproduced, except in full, without the written approval from ESC.

Reported: 01/15/15 16:02 Printed: 01/15/15 16:03



12065 Lebanon Rd.
 Mt. Juliet, TN 37122
 (615) 758-5858
 1-800-767-5859
 Fax (615) 758-5859

Tax I.D. 62-0814289

Est. 1970

REPORT OF ANALYSIS

Stacie Whitmer
 Chimney Rock Consulting
 7529 Counts Massie Road
 North Little Rock, AR 72113

January 15, 2015

Date Received : December 19, 2014
 Description : Nabors Landfill
 Sample ID : MW-2
 Collected By : Darren Motley
 Collection Date : 12/17/14 12:30

ESC Sample # : L742696-02

Site ID :

Project # :

Parameter	Result	MDL	RDL	Units	Qualifier	Method	Date	Dil.
Chloride	3700	52.	1000	ug/l		9056	01/10/15	1
Sulfate	15000	77.	5000	ug/l		9056	01/10/15	1

U = ND (Not Detected)
 RDL = Reported Detection Limit = LOQ = PQL = EQL = TRRP MQL
 MDL = Minimum Detection Limit = LOD = TRRP SDL

Note:
 The reported analytical results relate only to the sample submitted.
 This report shall not be reproduced, except in full, without the written approval from ESC.

Reported: 01/15/15 16:02 Printed: 01/15/15 16:03



12065 Lebanon Rd.
 Mt. Juliet, TN 37122
 (615) 758-5858
 1-800-767-5859
 Fax (615) 758-5859

Tax I.D. 62-0814289

Est. 1970

REPORT OF ANALYSIS

Stacie Whitmer
 Chimney Rock Consulting
 7529 Counts Massie Road
 North Little Rock, AR 72113

January 15, 2015

Date Received : December 19, 2014
 Description : Nabors Landfill
 Sample ID : MW-3
 Collected By : Darren Motley
 Collection Date : 12/16/14 09:34

ESC Sample # : L742696-03

Site ID :

Project # :

Parameter	Result	MDL	RDL	Units	Qualifier	Method	Date	Dil.
Chloride	7700	52.	1000	ug/l		9056	01/10/15	1
Sulfate	14000	77.	5000	ug/l		9056	01/10/15	1

U = ND (Not Detected)
 RDL = Reported Detection Limit = LOQ = PQL = EQL = TRRP MQL
 MDL = Minimum Detection Limit = LOD = TRRP SDL

Note:
 The reported analytical results relate only to the sample submitted.
 This report shall not be reproduced, except in full, without the written approval from ESC.

Reported: 01/15/15 16:02 Printed: 01/15/15 16:03



12065 Lebanon Rd.
Mt. Juliet, TN 37122
(615) 758-5858
1-800-767-5859
Fax (615) 758-5859

Tax I.D. 62-0814289

Est. 1970

REPORT OF ANALYSIS

Stacie Whitmer
Chimney Rock Consulting
7529 Counts Massie Road
North Little Rock, AR 72113

January 15, 2015

Date Received : December 19, 2014
Description : Nabors Landfill
Sample ID : MW-4
Collected By : Darren Motley
Collection Date : 12/16/14 10:43

ESC Sample # : L742696-04

Site ID :

Project # :

Parameter	Result	MDL	RDL	Units	Qualifier	Method	Date	Dil.
Chloride	6800	52.	1000	ug/l		9056	01/10/15	1
Sulfate	15000	77.	5000	ug/l		9056	01/10/15	1

U = ND (Not Detected)
RDL = Reported Detection Limit = LOQ = PQL = EQL = TRRP MQL
MDL = Minimum Detection Limit = LOD = TRRP SDL

Note:
The reported analytical results relate only to the sample submitted.
This report shall not be reproduced, except in full, without the written approval from ESC.

Reported: 01/15/15 16:02 Printed: 01/15/15 16:03



12065 Lebanon Rd.
 Mt. Juliet, TN 37122
 (615) 758-5858
 1-800-767-5859
 Fax (615) 758-5859

Tax I.D. 62-0814289

Est. 1970

REPORT OF ANALYSIS

Stacie Whitmer
 Chimney Rock Consulting
 7529 Counts Massie Road
 North Little Rock, AR 72113

January 15, 2015

Date Received : December 19, 2014
 Description : Nabors Landfill
 Sample ID : MW-5
 Collected By : Darren Motley
 Collection Date : 12/16/14 11:36

ESC Sample # : L742696-05

Site ID :

Project # :

Parameter	Result	MDL	RDL	Units	Qualifier	Method	Date	Dil.
Chloride	5600	52.	1000	ug/l		9056	01/10/15	1
Sulfate	7400	77.	5000	ug/l		9056	01/10/15	1

U = ND (Not Detected)
 RDL = Reported Detection Limit = LOQ = PQL = EQL = TRRP MQL
 MDL = Minimum Detection Limit = LOD = TRRP SDL

Note:
 The reported analytical results relate only to the sample submitted.
 This report shall not be reproduced, except in full, without the written approval from ESC.

Reported: 01/15/15 16:02 Printed: 01/15/15 16:03



12065 Lebanon Rd.
 Mt. Juliet, TN 37122
 (615) 758-5858
 1-800-767-5859
 Fax (615) 758-5859

Tax I.D. 62-0814289

Est. 1970

REPORT OF ANALYSIS

Stacie Whitmer
 Chimney Rock Consulting
 7529 Counts Massie Road
 North Little Rock, AR 72113

January 15, 2015

Date Received : December 19, 2014
 Description : Nabors Landfill
 Sample ID : MW-6
 Collected By : Darren Motley
 Collection Date : 12/16/14 12:28

ESC Sample # : L742696-06
 Site ID :
 Project # :

Parameter	Result	MDL	RDL	Units	Qualifier	Method	Date	Dil.
Chloride	15000	52.	1000	ug/l		9056	01/10/15	1
Sulfate	8000	77.	5000	ug/l		9056	01/10/15	1

U = ND (Not Detected)
 RDL = Reported Detection Limit = LOQ = PQL = EQL = TRRP MQL
 MDL = Minimum Detection Limit = LOD = TRRP SDL

Note:
 The reported analytical results relate only to the sample submitted.
 This report shall not be reproduced, except in full, without the written approval from ESC.

Reported: 01/15/15 16:02 Printed: 01/15/15 16:03



12065 Lebanon Rd.
Mt. Juliet, TN 37122
(615) 758-5858
1-800-767-5859
Fax (615) 758-5859

Tax I.D. 62-0814289

Est. 1970

REPORT OF ANALYSIS

Stacie Whitmer
Chimney Rock Consulting
7529 Counts Massie Road
North Little Rock, AR 72113

January 15, 2015

Date Received : December 19, 2014
Description : Nabors Landfill
Sample ID : MW-7
Collected By : Darren Motley
Collection Date : 12/16/14 14:52

ESC Sample # : L742696-07

Site ID :

Project # :

Parameter	Result	MDL	RDL	Units	Qualifier	Method	Date	Dil.
Chloride	2000	52.	1000	ug/l		9056	01/10/15	1
Sulfate	8600	77.	5000	ug/l		9056	01/10/15	1

U = ND (Not Detected)
RDL = Reported Detection Limit = LOQ = PQL = EQL = TRRP MQL
MDL = Minimum Detection Limit = LOD = TRRP SDL

Note:
The reported analytical results relate only to the sample submitted.
This report shall not be reproduced, except in full, without the written approval from ESC.

Reported: 01/15/15 16:02 Printed: 01/15/15 16:03



12065 Lebanon Rd.
Mt. Juliet, TN 37122
(615) 758-5858
1-800-767-5859
Fax (615) 758-5859

Tax I.D. 62-0814289

Est. 1970

REPORT OF ANALYSIS

Stacie Whitmer
Chimney Rock Consulting
7529 Counts Massie Road
North Little Rock, AR 72113

January 15, 2015

Date Received : December 19, 2014
Description : Nabors Landfill
Sample ID : CAO-1
Collected By : Darren Motley
Collection Date : 12/16/14 13:49

ESC Sample # : L742696-08

Site ID :

Project # :

Parameter	Result	MDL	RDL	Units	Qualifier	Method	Date	Dil.
Chloride	70000	52.	1000	ug/l		9056	01/10/15	1
Sulfate	6200	77.	5000	ug/l		9056	01/10/15	1

U = ND (Not Detected)
RDL = Reported Detection Limit = LOQ = PQL = EQL = TRRP MQL
MDL = Minimum Detection Limit = LOD = TRRP SDL

Note:
The reported analytical results relate only to the sample submitted.
This report shall not be reproduced, except in full, without the written approval from ESC.

Reported: 01/15/15 16:02 Printed: 01/15/15 16:03



12065 Lebanon Rd.
Mt. Juliet, TN 37122
(615) 758-5858
1-800-767-5859
Fax (615) 758-5859

Tax I.D. 62-0814289

Est. 1970

REPORT OF ANALYSIS

Stacie Whitmer
Chimney Rock Consulting
7529 Counts Massie Road
North Little Rock, AR 72113

January 15, 2015

Date Received : December 19, 2014
Description : Nabors Landfill
Sample ID : CAO-2
Collected By : Darren Motley
Collection Date : 12/16/14 08:40

ESC Sample # : L742696-09

Site ID :

Project # :

Parameter	Result	MDL	RDL	Units	Qualifier	Method	Date	Dil.
Chloride	24000	52.	1000	ug/l		9056	01/10/15	1
Sulfate	5500	77.	5000	ug/l		9056	01/10/15	1

U = ND (Not Detected)
RDL = Reported Detection Limit = LOQ = PQL = EQL = TRRP MQL
MDL = Minimum Detection Limit = LOD = TRRP SDL

Note:
The reported analytical results relate only to the sample submitted.
This report shall not be reproduced, except in full, without the written approval from ESC.

Reported: 01/15/15 16:02 Printed: 01/15/15 16:03



12065 Lebanon Rd.
 Mt. Juliet, TN 37122
 (615) 758-5858
 1-800-767-5859
 Fax (615) 758-5859

Tax I.D. 62-0814289

Est. 1970

REPORT OF ANALYSIS

Stacie Whitmer
 Chimney Rock Consulting
 7529 Counts Massie Road
 North Little Rock, AR 72113

January 15, 2015

Date Received : December 19, 2014
 Description : Nabors Landfill
 Sample ID : CAO-3
 Collected By : Darren Motley
 Collection Date : 12/16/14 07:55

ESC Sample # : L742696-10

Site ID :

Project # :

Parameter	Result	MDL	RDL	Units	Qualifier	Method	Date	Dil.
Chloride	11000	52.	1000	ug/l		9056	01/10/15	1
Sulfate	9200	77.	5000	ug/l		9056	01/10/15	1

U = ND (Not Detected)
 RDL = Reported Detection Limit = LOQ = PQL = EQL = TRRP MQL
 MDL = Minimum Detection Limit = LOD = TRRP SDL

Note:
 The reported analytical results relate only to the sample submitted.
 This report shall not be reproduced, except in full, without the written approval from ESC.

Reported: 01/15/15 16:02 Printed: 01/15/15 16:03



12065 Lebanon Rd.
 Mt. Juliet, TN 37122
 (615) 758-5858
 1-800-767-5859
 Fax (615) 758-5859

Tax I.D. 62-0814289

Est. 1970

REPORT OF ANALYSIS

Stacie Whitmer
 Chimney Rock Consulting
 7529 Counts Massie Road
 North Little Rock, AR 72113

January 15, 2015

Date Received : December 19, 2014
 Description : Nabors Landfill
 Sample ID : NAB-1
 Collected By : Darren Motley
 Collection Date : 12/18/14 08:05

ESC Sample # : L742696-11

Site ID :

Project # :

Parameter	Result	MDL	RDL	Units	Qualifier	Method	Date	Dil.
Chloride	3600	52.	1000	ug/l		9056	01/10/15	1
Sulfate	32000	77.	5000	ug/l		9056	01/10/15	1

U = ND (Not Detected)
 RDL = Reported Detection Limit = LOQ = PQL = EQL = TRRP MQL
 MDL = Minimum Detection Limit = LOD = TRRP SDL

Note:
 The reported analytical results relate only to the sample submitted.
 This report shall not be reproduced, except in full, without the written approval from ESC.

Reported: 01/15/15 16:02 Printed: 01/15/15 16:03



12065 Lebanon Rd.
Mt. Juliet, TN 37122
(615) 758-5858
1-800-767-5859
Fax (615) 758-5859

Tax I.D. 62-0814289

Est. 1970

REPORT OF ANALYSIS

Stacie Whitmer
Chimney Rock Consulting
7529 Counts Massie Road
North Little Rock, AR 72113

January 15, 2015

Date Received : December 19, 2014
Description : Nabors Landfill
Sample ID : NAB-2
Collected By : Darren Motley
Collection Date : 12/17/14 14:12

ESC Sample # : L742696-12

Site ID :

Project # :

Parameter	Result	MDL	RDL	Units	Qualifier	Method	Date	Dil.
Chloride	4100	52.	1000	ug/l		9056	01/10/15	1
Sulfate	14000	77.	5000	ug/l		9056	01/10/15	1

U = ND (Not Detected)
RDL = Reported Detection Limit = LOQ = PQL = EQL = TRRP MQL
MDL = Minimum Detection Limit = LOD = TRRP SDL

Note:
The reported analytical results relate only to the sample submitted.
This report shall not be reproduced, except in full, without the written approval from ESC.

Reported: 01/15/15 16:02 Printed: 01/15/15 16:03



12065 Lebanon Rd.
Mt. Juliet, TN 37122
(615) 758-5858
1-800-767-5859
Fax (615) 758-5859

Tax I.D. 62-0814289

Est. 1970

REPORT OF ANALYSIS

Stacie Whitmer
Chimney Rock Consulting
7529 Counts Massie Road
North Little Rock, AR 72113

January 15, 2015

Date Received : December 19, 2014
Description : Nabors Landfill
Sample ID : NAB-3
Collected By : Darren Motley
Collection Date : 12/17/14 09:43

ESC Sample # : L742696-13

Site ID :

Project # :

Parameter	Result	MDL	RDL	Units	Qualifier	Method	Date	Dil.
Chloride	5600	52.	1000	ug/l		9056	01/10/15	1
Sulfate	15000	77.	5000	ug/l		9056	01/10/15	1

U = ND (Not Detected)
RDL = Reported Detection Limit = LOQ = PQL = EQL = TRRP MQL
MDL = Minimum Detection Limit = LOD = TRRP SDL

Note:
The reported analytical results relate only to the sample submitted.
This report shall not be reproduced, except in full, without the written approval from ESC.

Reported: 01/15/15 16:02 Printed: 01/15/15 16:03



12065 Lebanon Rd.
 Mt. Juliet, TN 37122
 (615) 758-5858
 1-800-767-5859
 Fax (615) 758-5859

Tax I.D. 62-0814289

Est. 1970

REPORT OF ANALYSIS

Stacie Whitmer
 Chimney Rock Consulting
 7529 Counts Massie Road
 North Little Rock, AR 72113

January 15, 2015

Date Received : December 19, 2014
 Description : Nabors Landfill
 Sample ID : NAB-4
 Collected By : Darren Motley
 Collection Date : 12/15/14 12:55

ESC Sample # : L742696-14

Site ID :

Project # :

Parameter	Result	MDL	RDL	Units	Qualifier	Method	Date	Dil.
Chloride	4200	52.	1000	ug/l		9056	01/10/15	1
Sulfate	41000	77.	5000	ug/l		9056	01/10/15	1

U = ND (Not Detected)

RDL = Reported Detection Limit = LOQ = PQL = EQL = TRRP MQL

MDL = Minimum Detection Limit = LOD = TRRP SDL

Note:

The reported analytical results relate only to the sample submitted.

This report shall not be reproduced, except in full, without the written approval from ESC.

Reported: 01/15/15 16:02 Printed: 01/15/15 16:03



12065 Lebanon Rd.
 Mt. Juliet, TN 37122
 (615) 758-5858
 1-800-767-5859
 Fax (615) 758-5859

Tax I.D. 62-0814289

Est. 1970

REPORT OF ANALYSIS

Stacie Whitmer
 Chimney Rock Consulting
 7529 Counts Massie Road
 North Little Rock, AR 72113

January 15, 2015

Date Received : December 19, 2014
 Description : Nabors Landfill
 Sample ID : NAB-7
 Collected By : Darren Motley
 Collection Date : 12/18/14 09:08

ESC Sample # : L742696-15

Site ID :

Project # :

Parameter	Result	MDL	RDL	Units	Qualifier	Method	Date	Dil.
Chloride	5700	52.	1000	ug/l		9056	01/10/15	1
Sulfate	39000	77.	5000	ug/l		9056	01/10/15	1

U = ND (Not Detected)
 RDL = Reported Detection Limit = LOQ = PQL = EQL = TRRP MQL
 MDL = Minimum Detection Limit = LOD = TRRP SDL

Note:
 The reported analytical results relate only to the sample submitted.
 This report shall not be reproduced, except in full, without the written approval from ESC.

Reported: 01/15/15 16:02 Printed: 01/15/15 16:03



12065 Lebanon Rd.
 Mt. Juliet, TN 37122
 (615) 758-5858
 1-800-767-5859
 Fax (615) 758-5859

Tax I.D. 62-0814289

Est. 1970

REPORT OF ANALYSIS

Stacie Whitmer
 Chimney Rock Consulting
 7529 Counts Massie Road
 North Little Rock, AR 72113

January 15, 2015

Date Received : December 19, 2014
 Description : Nabors Landfill
 Sample ID : NAB-8
 Collected By : Darren Motley
 Collection Date : 12/15/14 07:25

ESC Sample # : L742696-16

Site ID :

Project # :

Parameter	Result	MDL	RDL	Units	Qualifier	Method	Date	Dil.
Chloride	2000	52.	1000	ug/l		9056	01/10/15	1
Sulfate	10000	77.	5000	ug/l		9056	01/10/15	1

U = ND (Not Detected)
 RDL = Reported Detection Limit = LOQ = PQL = EQL = TRRP MQL
 MDL = Minimum Detection Limit = LOD = TRRP SDL

Note:
 The reported analytical results relate only to the sample submitted.
 This report shall not be reproduced, except in full, without the written approval from ESC.

Reported: 01/15/15 16:02 Printed: 01/15/15 16:03



12065 Lebanon Rd.
 Mt. Juliet, TN 37122
 (615) 758-5858
 1-800-767-5859
 Fax (615) 758-5859

Tax I.D. 62-0814289

Est. 1970

REPORT OF ANALYSIS

Stacie Whitmer
 Chimney Rock Consulting
 7529 Counts Massie Road
 North Little Rock, AR 72113

January 15, 2015

Date Received : December 19, 2014
 Description : Nabors Landfill
 Sample ID : MW-509D
 Collected By : Darren Motley
 Collection Date : 12/17/14 16:29

ESC Sample # : L742696-17
 Site ID :
 Project # :

Parameter	Result	MDL	RDL	Units	Qualifier	Method	Date	Dil.
Chloride	5900	52.	1000	ug/l		9056	01/10/15	1
Sulfate	15000	77.	5000	ug/l		9056	01/10/15	1

U = ND (Not Detected)
 RDL = Reported Detection Limit = LOQ = PQL = EQL = TRRP MQL
 MDL = Minimum Detection Limit = LOD = TRRP SDL

Note:
 The reported analytical results relate only to the sample submitted.
 This report shall not be reproduced, except in full, without the written approval from ESC.

Reported: 01/15/15 16:02 Printed: 01/15/15 16:03



12065 Lebanon Rd.
Mt. Juliet, TN 37122
(615) 758-5858
1-800-767-5859
Fax (615) 758-5859

Tax I.D. 62-0814289

Est. 1970

REPORT OF ANALYSIS

Stacie Whitmer
Chimney Rock Consulting
7529 Counts Massie Road
North Little Rock, AR 72113

January 15, 2015

Date Received : December 19, 2014
Description : Nabors Landfill
Sample ID : MW-577
Collected By : Darren Motley
Collection Date : 12/17/14 11:30

ESC Sample # : L742696-18

Site ID :

Project # :

Parameter	Result	MDL	RDL	Units	Qualifier	Method	Date	Dil.
Chloride	2400	52.	1000	ug/l		9056	01/10/15	1
Sulfate	26000	77.	5000	ug/l		9056	01/10/15	1

U = ND (Not Detected)
RDL = Reported Detection Limit = LOQ = PQL = EQL = TRRP MQL
MDL = Minimum Detection Limit = LOD = TRRP SDL

Note:
The reported analytical results relate only to the sample submitted.
This report shall not be reproduced, except in full, without the written approval from ESC.

Reported: 01/15/15 16:02 Printed: 01/15/15 16:03



12065 Lebanon Rd.
 Mt. Juliet, TN 37122
 (615) 758-5858
 1-800-767-5859
 Fax (615) 758-5859

Tax I.D. 62-0814289

Est. 1970

REPORT OF ANALYSIS

Stacie Whitmer
 Chimney Rock Consulting
 7529 Counts Massie Road
 North Little Rock, AR 72113

January 15, 2015

Date Received : December 19, 2014
 Description : Nabors Landfill
 Sample ID : MW-689D
 Collected By : Darren Motley
 Collection Date : 12/17/14 10:30

ESC Sample # : L742696-19

Site ID :

Project # :

Parameter	Result	MDL	RDL	Units	Qualifier	Method	Date	Dil.
Chloride	2300	52.	1000	ug/l		9056	01/10/15	1
Sulfate	15000	77.	5000	ug/l		9056	01/10/15	1

U = ND (Not Detected)

RDL = Reported Detection Limit = LOQ = PQL = EQL = TRRP MQL

MDL = Minimum Detection Limit = LOD = TRRP SDL

Note:

The reported analytical results relate only to the sample submitted.

This report shall not be reproduced, except in full, without the written approval from ESC.

Reported: 01/15/15 16:02 Printed: 01/15/15 16:03



12065 Lebanon Rd.
 Mt. Juliet, TN 37122
 (615) 758-5858
 1-800-767-5859
 Fax (615) 758-5859

Tax I.D. 62-0814289

Est. 1970

REPORT OF ANALYSIS

Stacie Whitmer
 Chimney Rock Consulting
 7529 Counts Massie Road
 North Little Rock, AR 72113

January 15, 2015

Date Received : December 19, 2014
 Description : Nabors Landfill
 Sample ID : MW-633D
 Collected By : Darren Motley
 Collection Date : 12/15/14 15:12

ESC Sample # : L742696-20

Site ID :

Project # :

Parameter	Result	MDL	RDL	Units	Qualifier	Method	Date	Dil.
Chloride	7500	52.	1000	ug/l		9056	01/10/15	1
Sulfate	12000	77.	5000	ug/l		9056	01/10/15	1

U = ND (Not Detected)
 RDL = Reported Detection Limit = LOQ = PQL = EQL = TRRP MQL
 MDL = Minimum Detection Limit = LOD = TRRP SDL

Note:
 The reported analytical results relate only to the sample submitted.
 This report shall not be reproduced, except in full, without the written approval from ESC.

Reported: 01/15/15 16:02 Printed: 01/15/15 16:03



12065 Lebanon Rd.
 Mt. Juliet, TN 37122
 (615) 758-5858
 1-800-767-5859
 Fax (615) 758-5859

Tax I.D. 62-0814289

Est. 1970

REPORT OF ANALYSIS

Stacie Whitmer
 Chimney Rock Consulting
 7529 Counts Massie Road
 North Little Rock, AR 72113

January 15, 2015

Date Received : December 19, 2014
 Description : Nabors Landfill
 Sample ID : NE-2
 Collected By : Darren Motley
 Collection Date : 12/18/14 09:20

ESC Sample # : L742696-21
 Site ID :
 Project # :

Parameter	Result	MDL	RDL	Units	Qualifier	Method	Date	Dil.
Chloride	45000	52.	1000	ug/l		9056	01/10/15	1
Sulfate	1800000	3900	250000	ug/l		9056	01/14/15	50

U = ND (Not Detected)
 RDL = Reported Detection Limit = LOQ = PQL = EQL = TRRP MQL
 MDL = Minimum Detection Limit = LOD = TRRP SDL

Note:
 The reported analytical results relate only to the sample submitted.
 This report shall not be reproduced, except in full, without the written approval from ESC.

Reported: 01/15/15 16:02 Printed: 01/15/15 16:03



12065 Lebanon Rd.
Mt. Juliet, TN 37122
(615) 758-5858
1-800-767-5859
Fax (615) 758-5859

Tax I.D. 62-0814289

Est. 1970

REPORT OF ANALYSIS

Stacie Whitmer
Chimney Rock Consulting
7529 Counts Massie Road
North Little Rock, AR 72113

January 15, 2015

Date Received : December 19, 2014
Description : Nabors Landfill
Sample ID : NE-3
Collected By : Darren Motley
Collection Date : 12/17/14 11:45

ESC Sample # : L742696-22

Site ID :

Project # :

Parameter	Result	MDL	RDL	Units	Qualifier	Method	Date	Dil.
Chloride	5700	52.	1000	ug/l		9056	01/10/15	1
Sulfate	14000	77.	5000	ug/l		9056	01/10/15	1

U = ND (Not Detected)
RDL = Reported Detection Limit = LOQ = PQL = EQL = TRRP MQL
MDL = Minimum Detection Limit = LOD = TRRP SDL

Note:
The reported analytical results relate only to the sample submitted.
This report shall not be reproduced, except in full, without the written approval from ESC.

Reported: 01/15/15 16:02 Printed: 01/15/15 16:03



12065 Lebanon Rd.
 Mt. Juliet, TN 37122
 (615) 758-5858
 1-800-767-5859
 Fax (615) 758-5859

Tax I.D. 62-0814289

Est. 1970

REPORT OF ANALYSIS

Stacie Whitmer
 Chimney Rock Consulting
 7529 Counts Massie Road
 North Little Rock, AR 72113

January 15, 2015

Date Received : December 19, 2014
 Description : Nabors Landfill
 Sample ID : NE-6
 Collected By : Darren Motley
 Collection Date : 12/16/14 10:03

ESC Sample # : L742696-23

Site ID :

Project # :

Parameter	Result	MDL	RDL	Units	Qualifier	Method	Date	Dil.
Chloride	2200	52.	1000	ug/l		9056	01/10/15	1
Sulfate	12000	77.	5000	ug/l		9056	01/10/15	1

U = ND (Not Detected)
 RDL = Reported Detection Limit = LOQ = PQL = EQL = TRRP MQL
 MDL = Minimum Detection Limit = LOD = TRRP SDL

Note:
 The reported analytical results relate only to the sample submitted.
 This report shall not be reproduced, except in full, without the written approval from ESC.

Reported: 01/15/15 16:02 Printed: 01/15/15 16:03



12065 Lebanon Rd.
 Mt. Juliet, TN 37122
 (615) 758-5858
 1-800-767-5859
 Fax (615) 758-5859

Tax I.D. 62-0814289

Est. 1970

REPORT OF ANALYSIS

Stacie Whitmer
 Chimney Rock Consulting
 7529 Counts Massie Road
 North Little Rock, AR 72113

January 15, 2015

Date Received : December 19, 2014
 Description : Nabors Landfill
 Sample ID : MW-1R
 Collected By : Darren Motley
 Collection Date : 12/16/14 17:00

ESC Sample # : L742696-24

Site ID :

Project # :

Parameter	Result	MDL	RDL	Units	Qualifier	Method	Date	Dil.
Chloride	89000	52.	1000	ug/l		9056	01/10/15	1
Sulfate	22000	77.	5000	ug/l		9056	01/10/15	1

U = ND (Not Detected)
 RDL = Reported Detection Limit = LOQ = PQL = EQL = TRRP MQL
 MDL = Minimum Detection Limit = LOD = TRRP SDL

Note:
 The reported analytical results relate only to the sample submitted.
 This report shall not be reproduced, except in full, without the written approval from ESC.

Reported: 01/15/15 16:02 Printed: 01/15/15 16:03



12065 Lebanon Rd.
 Mt. Juliet, TN 37122
 (615) 758-5858
 1-800-767-5859
 Fax (615) 758-5859

Tax I.D. 62-0814289

Est. 1970

REPORT OF ANALYSIS

Stacie Whitmer
 Chimney Rock Consulting
 7529 Counts Massie Road
 North Little Rock, AR 72113

January 15, 2015

Date Received : December 19, 2014
 Description : Nabors Landfill
 Sample ID : TSP-3
 Collected By : Darren Motley
 Collection Date : 12/17/14 09:30

ESC Sample # : L742696-25

Site ID :

Project # :

Parameter	Result	MDL	RDL	Units	Qualifier	Method	Date	Dil.
Chloride	5800	52.	1000	ug/l		9056	01/10/15	1
Sulfate	9700	77.	5000	ug/l		9056	01/10/15	1

U = ND (Not Detected)
 RDL = Reported Detection Limit = LOQ = PQL = EQL = TRRP MQL
 MDL = Minimum Detection Limit = LOD = TRRP SDL

Note:
 The reported analytical results relate only to the sample submitted.
 This report shall not be reproduced, except in full, without the written approval from ESC.

Reported: 01/15/15 16:02 Printed: 01/15/15 16:03



12065 Lebanon Rd.
 Mt. Juliet, TN 37122
 (615) 758-5858
 1-800-767-5859
 Fax (615) 758-5859

Tax I.D. 62-0814289

Est. 1970

REPORT OF ANALYSIS

Stacie Whitmer
 Chimney Rock Consulting
 7529 Counts Massie Road
 North Little Rock, AR 72113

January 15, 2015

Date Received : December 19, 2014
 Description : Nabors Landfill
 Sample ID : TSP-4
 Collected By : Darren Motley
 Collection Date : 12/17/14 09:00

ESC Sample # : L742696-26
 Site ID :
 Project # :

Parameter	Result	MDL	RDL	Units	Qualifier	Method	Date	Dil.
Chloride	5500	52.	1000	ug/l		9056	01/10/15	1
Sulfate	22000	77.	5000	ug/l		9056	01/10/15	1

U = ND (Not Detected)
 RDL = Reported Detection Limit = LOQ = PQL = EQL = TRRP MQL
 MDL = Minimum Detection Limit = LOD = TRRP SDL

Note:
 The reported analytical results relate only to the sample submitted.
 This report shall not be reproduced, except in full, without the written approval from ESC.

Reported: 01/15/15 16:02 Printed: 01/15/15 16:03



12065 Lebanon Rd.
 Mt. Juliet, TN 37122
 (615) 758-5858
 1-800-767-5859
 Fax (615) 758-5859

Tax I.D. 62-0814289

Est. 1970

REPORT OF ANALYSIS

Stacie Whitmer
 Chimney Rock Consulting
 7529 Counts Massie Road
 North Little Rock, AR 72113

January 15, 2015

Date Received : December 19, 2014
 Description : Nabors Landfill
 Sample ID : SP-7
 Collected By : Darren Motley
 Collection Date : 12/16/14 12:55

ESC Sample # : L742696-27

Site ID :

Project # :

Parameter	Result	MDL	RDL	Units	Qualifier	Method	Date	Dil.
Chloride	22000	52.	1000	ug/l		9056	01/10/15	1
Sulfate	14000	77.	5000	ug/l		9056	01/10/15	1

U = ND (Not Detected)
 RDL = Reported Detection Limit = LOQ = PQL = EQL = TRRP MQL
 MDL = Minimum Detection Limit = LOD = TRRP SDL

Note:
 The reported analytical results relate only to the sample submitted.
 This report shall not be reproduced, except in full, without the written approval from ESC.

Reported: 01/15/15 16:02 Printed: 01/15/15 16:03



12065 Lebanon Rd.
 Mt. Juliet, TN 37122
 (615) 758-5858
 1-800-767-5859
 Fax (615) 758-5859

Tax I.D. 62-0814289

Est. 1970

REPORT OF ANALYSIS

Stacie Whitmer
 Chimney Rock Consulting
 7529 Counts Massie Road
 North Little Rock, AR 72113

January 15, 2015

Date Received : December 19, 2014
 Description : Nabors Landfill
 Sample ID : SPRING-A
 Collected By : Darren Motley
 Collection Date : 12/16/14 14:30

ESC Sample # : L742696-28

Site ID :

Project # :

Parameter	Result	MDL	RDL	Units	Qualifier	Method	Date	Dil.
Chloride	1800	52.	1000	ug/l		9056	01/10/15	1
Sulfate	8200	77.	5000	ug/l		9056	01/10/15	1

U = ND (Not Detected)
 RDL = Reported Detection Limit = LOQ = PQL = EQL = TRRP MQL
 MDL = Minimum Detection Limit = LOD = TRRP SDL

Note:
 The reported analytical results relate only to the sample submitted.
 This report shall not be reproduced, except in full, without the written approval from ESC.

Reported: 01/15/15 16:02 Printed: 01/15/15 16:03



12065 Lebanon Rd.
 Mt. Juliet, TN 37122
 (615) 758-5858
 1-800-767-5859
 Fax (615) 758-5859

Tax I.D. 62-0814289

Est. 1970

REPORT OF ANALYSIS

Stacie Whitmer
 Chimney Rock Consulting
 7529 Counts Massie Road
 North Little Rock, AR 72113

January 15, 2015

Date Received : December 19, 2014
 Description : Nabors Landfill
 Sample ID : SPRING-B
 Collected By : Darren Motley
 Collection Date : 12/16/14 13:25

ESC Sample # : L742696-29

Site ID :

Project # :

Parameter	Result	MDL	RDL	Units	Qualifier	Method	Date	Dil.
Chloride	96000	52.	1000	ug/l		9056	01/10/15	1
Sulfate	31000	77.	5000	ug/l		9056	01/10/15	1

U = ND (Not Detected)
 RDL = Reported Detection Limit = LOQ = PQL = EQL = TRRP MQL
 MDL = Minimum Detection Limit = LOD = TRRP SDL

Note:
 The reported analytical results relate only to the sample submitted.
 This report shall not be reproduced, except in full, without the written approval from ESC.

Reported: 01/15/15 16:02 Printed: 01/15/15 16:03



12065 Lebanon Rd.
 Mt. Juliet, TN 37122
 (615) 758-5858
 1-800-767-5859
 Fax (615) 758-5859

Tax I.D. 62-0814289

Est. 1970

REPORT OF ANALYSIS

Stacie Whitmer
 Chimney Rock Consulting
 7529 Counts Massie Road
 North Little Rock, AR 72113

January 15, 2015

Date Received : December 19, 2014
 Description : Nabors Landfill
 Sample ID : SP-NE-3
 Collected By : Darren Motley
 Collection Date : 12/17/14 07:45

ESC Sample # : L742696-30

Site ID :

Project # :

Parameter	Result	MDL	RDL	Units	Qualifier	Method	Date	Dil.
Chloride	14000	52.	1000	ug/l		9056	01/10/15	1
Sulfate	12000	77.	5000	ug/l		9056	01/10/15	1

U = ND (Not Detected)
 RDL = Reported Detection Limit = LOQ = PQL = EQL = TRRP MQL
 MDL = Minimum Detection Limit = LOD = TRRP SDL

Note:
 The reported analytical results relate only to the sample submitted.
 This report shall not be reproduced, except in full, without the written approval from ESC.

Reported: 01/15/15 16:02 Printed: 01/15/15 16:03



12065 Lebanon Rd.
 Mt. Juliet, TN 37122
 (615) 758-5858
 1-800-767-5859
 Fax (615) 758-5859

Tax I.D. 62-0814289

Est. 1970

REPORT OF ANALYSIS

Stacie Whitmer
 Chimney Rock Consulting
 7529 Counts Massie Road
 North Little Rock, AR 72113

January 15, 2015

Date Received : December 19, 2014
 Description : Nabors Landfill
 Sample ID : LANDFILL ENTRANCE SEEP
 Collected By : Darren Motley
 Collection Date : 12/16/14 15:45

ESC Sample # : L742696-31

Site ID :

Project # :

Parameter	Result	MDL	RDL	Units	Qualifier	Method	Date	Dil.
Chloride	15000	52.	1000	ug/l		9056	01/10/15	1
Sulfate	8300	77.	5000	ug/l		9056	01/10/15	1

U = ND (Not Detected)
 RDL = Reported Detection Limit = LOQ = PQL = EQL = TRRP MQL
 MDL = Minimum Detection Limit = LOD = TRRP SDL

Note:
 The reported analytical results relate only to the sample submitted.
 This report shall not be reproduced, except in full, without the written approval from ESC.

Reported: 01/15/15 16:02 Printed: 01/15/15 16:03



12065 Lebanon Rd.
 Mt. Juliet, TN 37122
 (615) 758-5858
 1-800-767-5859
 Fax (615) 758-5859

Tax I.D. 62-0814289

Est. 1970

REPORT OF ANALYSIS

Stacie Whitmer
 Chimney Rock Consulting
 7529 Counts Massie Road
 North Little Rock, AR 72113

January 15, 2015

Date Received : December 19, 2014
 Description : Nabors Landfill
 Sample ID : CLASS IV DRAW
 Collected By : Darren Motley
 Collection Date : 12/16/14 10:15

ESC Sample # : L742696-32

Site ID :

Project # :

Parameter	Result	MDL	RDL	Units	Qualifier	Method	Date	Dil.
Chloride	13000	52.	1000	ug/l		9056	01/10/15	1
Sulfate	49000	77.	5000	ug/l		9056	01/10/15	1

U = ND (Not Detected)
 RDL = Reported Detection Limit = LOQ = PQL = EQL = TRRP MQL
 MDL = Minimum Detection Limit = LOD = TRRP SDL

Note:
 The reported analytical results relate only to the sample submitted.
 This report shall not be reproduced, except in full, without the written approval from ESC.

Reported: 01/15/15 16:02 Printed: 01/15/15 16:03



12065 Lebanon Rd.
 Mt. Juliet, TN 37122
 (615) 758-5858
 1-800-767-5859
 Fax (615) 758-5859

Tax I.D. 62-0814289

Est. 1970

REPORT OF ANALYSIS

Stacie Whitmer
 Chimney Rock Consulting
 7529 Counts Massie Road
 North Little Rock, AR 72113

January 15, 2015

Date Received : December 19, 2014
 Description : Nabors Landfill
 Sample ID : CLASS I DRAW
 Collected By : Darren Motley
 Collection Date : 12/16/14 08:50

ESC Sample # : L742696-33

Site ID :

Project # :

Parameter	Result	MDL	RDL	Units	Qualifier	Method	Date	Dil.
Chloride	46000	52.	1000	ug/l		9056	01/10/15	1
Sulfate	7500	77.	5000	ug/l		9056	01/10/15	1

U = ND (Not Detected)
 RDL = Reported Detection Limit = LOQ = PQL = EQL = TRRP MQL
 MDL = Minimum Detection Limit = LOD = TRRP SDL

Note:
 The reported analytical results relate only to the sample submitted.
 This report shall not be reproduced, except in full, without the written approval from ESC.

Reported: 01/15/15 16:02 Printed: 01/15/15 16:03



12065 Lebanon Rd.
 Mt. Juliet, TN 37122
 (615) 758-5858
 1-800-767-5859
 Fax (615) 758-5859

Tax I.D. 62-0814289

Est. 1970

REPORT OF ANALYSIS

Stacie Whitmer
 Chimney Rock Consulting
 7529 Counts Massie Road
 North Little Rock, AR 72113

January 15, 2015

Date Received : December 19, 2014
 Description : Nabors Landfill
 Sample ID : DUPLICATE
 Collected By : Darren Motley
 Collection Date : 12/16/14 15:35

ESC Sample # : L742696-34

Site ID :

Project # :

Parameter	Result	MDL	RDL	Units	Qualifier	Method	Date	Dil.
Chloride	120000	100	2000	ug/l		9056	01/10/15	2
Sulfate	25000	150	10000	ug/l		9056	01/10/15	2

U = ND (Not Detected)
 RDL = Reported Detection Limit = LOQ = PQL = EQL = TRRP MQL
 MDL = Minimum Detection Limit = LOD = TRRP SDL

Note:
 The reported analytical results relate only to the sample submitted.
 This report shall not be reproduced, except in full, without the written approval from ESC.

Reported: 01/15/15 16:02 Printed: 01/15/15 16:03



12065 Lebanon Rd.
 Mt. Juliet, TN 37122
 (615) 758-5858
 1-800-767-5859
 Fax (615) 758-5859

Tax I.D. 62-0814289

Est. 1970

REPORT OF ANALYSIS

Stacie Whitmer
 Chimney Rock Consulting
 7529 Counts Massie Road
 North Little Rock, AR 72113

January 15, 2015

Date Received : December 19, 2014
 Description : Nabors Landfill
 Sample ID : LEACHATE
 Collected By : Darren Motley
 Collection Date : 12/18/14 10:45

ESC Sample # : L742696-36

Site ID :

Project # :

Parameter	Result	MDL	RDL	Units	Qualifier	Method	Date	Dil.
Chloride	730000	1000	20000	ug/l		9056	01/10/15	20
Sulfate	2400	77.	5000	ug/l	J	9056	01/13/15	1

U = ND (Not Detected)
 RDL = Reported Detection Limit = LOQ = PQL = EQL = TRRP MQL
 MDL = Minimum Detection Limit = LOD = TRRP SDL

Note:
 The reported analytical results relate only to the sample submitted.
 This report shall not be reproduced, except in full, without the written approval from ESC.

Reported: 01/15/15 16:02 Printed: 01/15/15 16:03

Attachment A
List of Analytes with QC Qualifiers

Sample Number	Work Group	Sample Type	Analyte	Run ID	Qualifier
L742696-36	WG764385	SAMP	Sulfate	R3014553	J

Attachment B
Explanation of QC Qualifier Codes

Qualifier	Meaning
J	(EPA) - Estimated value below the lowest calibration point. Confidence correlates with concentration.

Qualifier Report Information

ESC utilizes sample and result qualifiers as set forth by the EPA Contract Laboratory Program and as required by most certifying bodies including NELAC. In addition to the EPA qualifiers adopted by ESC, we have implemented ESC qualifiers to provide more information pertaining to our analytical results. Each qualifier is designated in the qualifier explanation as either EPA or ESC. Data qualifiers are intended to provide the ESC client with more detailed information concerning the potential bias of reported data. Because of the wide range of constituents and variety of matrices incorporated by most EPA methods, it is common for some compounds to fall outside of established ranges. These exceptions are evaluated and all reported data is valid and useable "unless qualified as 'R' (Rejected)."

Definitions

- Accuracy - The relationship of the observed value of a known sample to the true value of a known sample. Represented by percent recovery and relevant to samples such as: control samples, matrix spike recoveries, surrogate recoveries, etc.
- Precision - The agreement between a set of samples or between duplicate samples. Relates to how close together the results are and is represented by Relative Percent Difference.
- Surrogate - Organic compounds that are similar in chemical composition, extraction, and chromatography to analytes of interest. The surrogates are used to determine the probable response of the group of analytes that are chemically related to the surrogate compound. Surrogates are added to the sample and carried through all stages of preparation and analyses.
- TIC - Tentatively Identified Compound: Compounds detected in samples that are not target compounds, internal standards, system monitoring compounds, or surrogates.

Chimney Rock Consulting

7529 Counts Massie Road
North Little Rock, AR 72113

Billing Information:

Accounts Payable
7529 Counts Massie Road
N. Little Rock, AR 72113

Report to:
Stacie Whitmer

Email To: stacie@chimrockconsulting.com

Project
Description: Nabors Landfill

City/State: Mountain Home, AR
Collected:

Phone: 501-812-4551
Fax:

Client Project #

Lab Project #
CHIROCKAR-NABORS

Collected by (print):
Darren Morley

Site/Facility ID #

P.O. #

Collected by (signature):
Darren Morley

Rush? (Lab MUST Be Notified)

Date Results Needed

___ Same Day200%
___ Next Day100%
___ Two Day50%
___ Three Day25%

Email? ___ No X Yes
FAX? ___ No ___ Yes

Immediately
Packed on Ice N ___ Y X

Analysis / Container / Preservative												
CN 250mlHDPEAmb-NaOH	M6010AP1 + Fe, Mn, Sn 500mlHDPE-HNO3	SULFIDE 125mlAmb-S-NaOH+ZnAc	TDS 250mlHDPE-NoPres	TOC 250mlAmb-Septa-HCl	V8260AP1 40mlAmb-HCl	V8260AP1 - Trip Blank 40mlAmb-HCl-Blk						

Chain of Custody Page ___ of ___



YOUR LAB OF CHOICE

12065 Lebanon Rd
Mount Juliet, TN 37122
Phone: 615-758-5858
Phone: 800-767-5859
Fax: 615-758-5859



L# 6740006
D228

Acctnum: **CHIROCKAR**

Template: **T98870**

Prelogin: **P492868**

TSR: **134 - Mark W. Beasley**

PB: 12-8-146

Shipped Via: **FedEX Ground**

Rem./Contaminant Sample # (lab only)

Sample ID	Comp/Grab	Matrix *	Depth	Date	Time	No. of Cntrs	CN 250mlHDPEAmb-NaOH	M6010AP1 + Fe, Mn, Sn 500mlHDPE-HNO3	SULFIDE 125mlAmb-S-NaOH+ZnAc	TDS 250mlHDPE-NoPres	TOC 250mlAmb-Septa-HCl	V8260AP1 40mlAmb-HCl	V8260AP1 - Trip Blank 40mlAmb-HCl-Blk						
MW-1	6	GW		12-16-14	15:32	7	X	X	X	X	X	X							01
MW-2	6	GW		12-17-14	1230	7	X	X	X	X	X	X							02
MW-3	6	GW		12-16-14	934	7	X	X	X	X	X	X							03
MW-4	6	GW		12-16-14	1043	7	X	X	X	X	X	X							04
MW-5	6	GW		12-16-14	1136	7	X	X	X	X	X	X							05
MW-6	6	GW		12-16-14	1228	7	X	X	X	X	X	X							06
MW-7	6	GW		12-16-14	14:52	7	X	X	X	X	X	X							07
CAO-1	6	GW		12-16-14	1349	7	X	X	X	X	X	X							08
CAO-2	6	GW		12-16-14	840	7	X	X	X	X	X	X							09
CAO-3	6	GW		12-16-14	7:55	7	X	X	X	X	X	X							10

* Matrix: SS - Soil GW - Groundwater WW - WasteWater DW - Drinking Water OT - Other GW

Remarks:

620080467338 620080467280 620080467329
620080467311 620080467305
620080467290 620080467279

Temp _____
Flow _____ Other _____

Hold #	Condition: (lab use only) <u>JWS</u>
Temp: <u>3.1</u> °C	Bottles Received: <u>257</u>
COC Seal Intact: ___ Y ___ N ___ NA	pH Checked: _____
	NCF: <u>465</u>

Relinquished by: (Signature) <u>Darren Morley</u>	Date: <u>12-18-14</u>	Time: <u>14:00</u>	Received by: (Signature) <u>[Signature]</u>	Samples returned via: <input type="checkbox"/> UPS <input type="checkbox"/> FedEx <input type="checkbox"/> Courier <input type="checkbox"/> _____
Relinquished by: (Signature) <u>[Signature]</u>	Date:	Time:	Received by: (Signature) <u>[Signature]</u>	Temp: <u>3.1</u> °C
Relinquished by: (Signature) <u>[Signature]</u>	Date:	Time:	Received for lab by: (Signature) <u>[Signature]</u>	Date: <u>12/19/14</u> Time: <u>09:00</u>

Chimney Rock Consulting

7529 Counts Massie Road
North Little Rock, AR 72113

Billing Information:

Accounts Payable
7529 Counts Massie Road
N. Little Rock, AR 72113

Report to:
Stacie Whitmer

Email To: stacie@chimrockconsulting.com

Project
Description: **Nabors Landfill**

City/State: Mountain Home, AR
Collected:

Phone: **501-812-4551**
Fax:

Client Project #

Lab Project #
CHIROCKAR-NABORS

Collected by (print):
Darren Morley

Site/Facility ID #

P.O. #

Collected by (signature):
Darren Morley

Rush? (Lab MUST Be Notified)

Date Results Needed

Immediately
Packed on Ice N Y X

Same Day200%
 Next Day100%
 Two Day50%
 Three Day25%

Email? No Yes

FAX? No Yes

No. of Cntrs


Sample ID	Comp/Grab	Matrix *	Depth	Date	Time	No. of Cntrs	CN 250mlHDPEAmb-NaOH	M6010AP1 + Fe, Mn, Sn 500mlHDPE-HNO3	SULFIDE 125mlAmb-S-NaOH+ZnAc	TDS 250mlHDPE-NoPres	TOC 250mlAmb-Septa-HCl	V8260AP1 40mlAmb-HCl	V8260AP1 - Trip Blank 40mlAmb-HCl-BIK	Rem./Contaminant	Sample # (lab only)
NAB-1	6	GW		12-15-14	805	7	X	X	X	X	X	X			11
NAB-2	6	GW		12-17-14	1412	7	X	X	X	X	X	X			12
NAB-3	6	GW		12-17-14	993	7	X	X	X	X	X	X			13
NAB-4	6	GW		12-15-14	1255	7	X	X	X	X	X	X			14
NAB-7	6	GW		12-18-14	908	7	X	X	X	X	X	X			15
NAB-8	6	GW		12-15-14	725	7	X	X	X	X	X	X			16
MW-509D	6	GW		12-17-14	1629	7	X	X	X	X	X	X			17
MW-577	6	GW		12-17-14	1130	7	X	X	X	X	X	X			18
MW-689D	6	GW		12-17-14	1030	7	X	X	X	X	X	X			19
MW-633D	6	GW		12-15-14	1512	7	X	X	X	X	X	X			20

* Matrix: SS - Soil GW - Groundwater WW - WasteWater DW - Drinking Water OT - Other GW

Remarks:

pH _____ Temp _____
Flow _____ Other _____

Relinquished by: (Signature) <u>Darren Morley</u>	Date: 12-18-14	Time: 14:00	Received by: (Signature) 	Samples returned via: <input type="checkbox"/> UPS <input type="checkbox"/> FedEx <input type="checkbox"/> Courier <input type="checkbox"/> _____	Hold #
Relinquished by: (Signature) 	Date:	Time:	Received by: (Signature) 	Temp: _____ °C Bottles Received: <u>259</u>	Condition: (lab use only) <u>JWS</u>
Relinquished by: (Signature) 	Date:	Time:	Received for lab by: (Signature) <u>[Signature]</u>	Date: <u>12/19/14</u> Time: <u>0900</u>	COC Seal Intact: <input type="checkbox"/> Y <input type="checkbox"/> N <input type="checkbox"/> NA pH Checked: _____ NCF: <u>453</u>




Chain of Custody Page ___ of ___

L.A.B S.C.I.E.N.C.E.S

YOUR LAB OF CHOICE

12065 Lebanon Rd
Mount Juliet, TN 37122
Phone: 615-758-5858
Phone: 800-767-5859
Fax: 615-758-5859



L# 1740006

Table # _____

Acctnum: **CHIROCKAR**

Template: **T98870**

Prelogin: **P492868**

TSR: **134 - Mark W. Beasley**

PB: 128-146

Shipped Via: **FedEX Ground**

Chimney Rock Consulting
 7529 Counts Massie Road
 North Little Rock, AR 72113

Billing Information:
Accounts Payable
 7529 Counts Massie Road
 N. Little Rock, AR 72113

Analysis / Container / Preservative

Chain of Custody Page ___ of ___

Report to:
Stacie Whitmer

Email To: **stacie@chimrockconsulting.com**

Project
 Description: **Nabors Landfill**

City/State: **Mountain Home, Ar**
 Collected:

Phone: **501-812-4551**
 Fax:

Client Project #

Lab Project #
CHIROCKAR-NABORS

Collected by (print):
Darren Motley

Site/Facility ID #

P.O. #

Collected by (signature):
 Immediately
 Packed on Ice N ___ Y X

Rush? (Lab MUST Be Notified)
 ___ Same Day200%
 ___ Next Day100%
 ___ Two Day50%
 ___ Three Day25%

Date Results Needed
 Email? ___ No X Yes
 FAX? ___ No ___ Yes

Sample ID	Comp/Grab	Matrix *	Depth	Date	Time	No. of Cntrs	CN 250mlHDPEAmb-NaOH	M6010AP1 + Fe, Mn, Sn 500mlHDPE-HNO3	SULFIDE 125mlAmb-S-NaOH+ZnAc	TDS 250mlHDPE-NoPres	TOC 250mlAmb-Septa-HCl	V8260AP1 40mlAmb-HCl	V8260AP1 - Trip Blank 40mlAmb-HCl-Bik	Rem./Contaminant		Sample # (lab only)	
NE-2	G	GW		12-18-14	920	7	X	X	X	X	X	X			-21		
NE-3	G	GW		12-17-14	1145	7	X	X	X	X	X	X			-22		
NE-6	G	GW		12-16-14	1003	7	X	X	X	X	X	X			-23		
MW-1R	G	GW		12-16-14	1700	7	X	X	X	X	X	X			-2V		
TSP-1		GW				7	X	X	X	X	X	X					
TSP-2		GW				7	X	X	X	X	X	X					
TSP-3	G	GW		12-17-14	930	7	X	X	X	X	X	X			-25		
TSP-4	G	GW		12-17-14	900	7	X	X	X	X	X	X			-26		
SP-4		GW				7	X	X	X	X	X	X					
SP-5	G	GW		12-16-14	975	7	X	X	X	X	X	X					

* Matrix: SS - Soil GW - Groundwater WW - WasteWater DW - Drinking Water OT - Other GW WB

Remarks:

pH _____ Temp _____
 Flow _____ Other _____

Relinquished by: (Signature) Darren Motley	Date: 12-18-14	Time: 14:00	Received by: (Signature)	Samples returned via: <input type="checkbox"/> UPS <input type="checkbox"/> FedEx <input type="checkbox"/> Courier <input type="checkbox"/> _____	Condition: (lab use only) JWS
Relinquished by: (Signature)	Date:	Time:	Received by: (Signature)	Temp: _____ °C Bottles Received: 3.1 289	COC Seal Intact: ___ Y ___ N ___ NA
Relinquished by: (Signature)	Date:	Time:	Received for lab by: (Signature) [Signature]	Date: 12/19/14	Time: 09:00

L# **L740006**

Table #

Acctnum: **CHIROCKAR**

Template: **T98870**

Prelogin: **P492868**

TSR: **134 - Mark W. Beasley**

PB: **12-8-146**

Shipped Via: **FedEX Ground**

Chimney Rock Consulting

7529 Counts Massie Road
North Little Rock, AR 72113

Billing Information:

Accounts Payable
7529 Counts Massie Road
N. Little Rock, AR 72113

Report to:
Stacie Whitmer

Email To: stacie@chimrockconsulting.com

Project
Description: Nabors Landfill

City/State: Mountain Home, AR
Collected:

Phone: 501-812-4551
Fax:

Client Project #

Lab Project #
CHIROCKAR-NABORS

Collected by (print):
Darren Motley

Site/Facility ID #

P.O. #

Collected by (signature):
Darren Motley

Rush? (Lab MUST Be Notified)

Date Results Needed

Immediately
Packed on Ice N Y X

___ Same Day200%
___ Next Day100%
___ Two Day50%
___ Three Day25%

Email? ___No XYes
FAX? ___No Yes

No. of
Cntrs

Sample ID	Comp/Grab	Matrix *	Depth	Date	Time	No. of Cntrs	CN 250mlHDPEAmb-NaOH	M6010AP1 + Fe,Mn,Sn 500mlHDPE-HNO3	SULFIDE 125mlAmb-S-NaOH+ZnAc	TDS 250mlHDPE-NoPres	TOC 250mlAmb-Septa-HCl	V8260AP1 40mlAmb-HCl	V8260AP1- Trip Blank 40mlAmb-HCl-Bik	Rem./Contaminant	Sample # (lab only)
SP-7	G	GW		12-16-14	1255	7	X	X	X	X	X	X			27
SPRING-A	G	GW		12-16-14	2:30	7	X	X	X	X	X	X			28
SPRING-B	G	GW		12-16-14	1:25	7	X	X	X	X	X	X			29
SP-NE-3	G	GW		12-17-14	7:45	7	X	X	X	X	X	X			30
LANDFILL ENTRANCE SEEP	G	GW		12-16-14	3:45	7	X	X	X	X	X	X			31
CLASS IV DRAW	G	GW		12-16-14	1015	7	X	X	X	X	X	X			32
CLASS I DRAW	G	GW		12-16-14	850	7	X	X	X	X	X	X			33
DUPLICATE	G	GW		12-16-14	1535	7	X	X	X	X	X	X			34
FIELD BLANK	G	GW		12-16-14	1540	7	X	X	X	X	X	X			35
		GW				7	X	X	X	X	X	X			

* Matrix: SS - Soil GW - Groundwater WW - WasteWater DW - Drinking Water OT - Other GW

Remarks:

pH _____ Temp _____

Flow _____ Other _____

Hold #

Relinquished by: (Signature)

Darren Motley

Date:

12-18-14

Time:

1400

Received by: (Signature)

[Signature]

Samples returned via: UPS

FedEx Courier _____

Condition: (lab use only)

JWS

Relinquished by: (Signature)

[Signature]

Date:

Time:

Received by: (Signature)

[Signature]

Temp: _____ °C Bottles Received:

3.1 259

COC Seal Intact: ___Y___N___NA

Relinquished by: (Signature)

[Signature]

Date:

Time:

Received for lab by: (Signature)

[Signature]

Date: 12/19/14 Time: 0900

pH Checked:

NCF:

YES



YOUR LAB OF CHOICE

12065 Lebanon Rd
Mount Juliet, TN 37122
Phone: 615-758-5858
Phone: 800-767-5859
Fax: 615-758-5859



L# 270006

Table #

Acctnum: CHIROCKAR

Template: T98870

Prelogin: P492868

TSR: 134 - Mark W. Beasley

PB: 12-8-14

Shipped Via: FedEX Ground

Troy Dunlap

**ESC Lab Sciences
Non-Conformance Form**

Login #:L740006	Client: CHIROCKAR	Date:12/19/14	Evaluated by:Nikki Sloan
-----------------	-------------------	---------------	--------------------------

Non-Conformance (check applicable items)

Sample Integrity	Chain of Custody Clarification	If Broken Container:
Parameter(s) past holding time <input checked="" type="checkbox"/>	Login Clarification Needed	Insufficient packing material around container
Improper temperature	Chain of custody is incomplete	Insufficient packing material inside cooler
Improper container type	Please specify Metals requested.	
Improper preservation	Please specify TCLP requested.	Improper handling by carrier (FedEx / UPS / Courier)
Insufficient sample volume.	Received additional samples not listed on coc.	Sample was frozen
Sample is biphasic.	Sample ids on containers do not match ids on coc	Container lid not intact
Vials received with headspace.	Trip Blank not received.	If no Chain of Custody:
Broken container	Client did not "X" analysis.	Received by:
Broken container:	Chain of Custody is missing	Date/Time:
Sufficient sample remains		Temp./Cont. Rec./pH:
		Carrier:
		Tracking#

Login Comments: We did not receive SP-5.

Client informed by:	Call	Email	Voice Mail	Date: 12/22/14	Time: 0920
TSR Initials: MB	Client Contact: Stacie Whitmer				

Login Instructions:

Client notified

APPENDIX D

STATISTICAL DATABASE

**AN ELECTRONIC DATABASE FILE IS INCLUDED WITH THIS
REPORT SUBMITTAL**

APPENDIX E

STATISTICAL EVALUATION

Outlier Analysis

Facility: NABORS Client: SCS Engineers Data File: NABORS flat 1-15-2015 flat Printed 1/15/2015, 3:34 PM

Constituent	Well	Outlier	Value(s)	Date(s)	Method	Alpha	N	Mean	Std. Dev.	Distribution	Normality Test
1,1-Dichloroethane (ug/l)	MW-4	No	n/a	n/a	EPA 1989	0.05	41	0.3988	0.1301	unknown	ShapiroWilk
1,1-Dichloroethane (ug/l)	CAO-1	No	n/a	n/a	EPA 1989	0.05	27	41.71	38.38	unknown	ShapiroWilk
1,1-Dichloroethane (ug/l)	CAO-2	No	n/a	n/a	EPA 1989	0.05	27	0.4556	0.1281	unknown	ShapiroWilk
1,1-Dichloroethane (ug/l)	CAO-3	No	n/a	n/a	EPA 1989	0.05	27	0.4556	0.1281	unknown	ShapiroWilk
1,1-Dichloroethane (ug/l)	MW-1	No	n/a	n/a	EPA 1989	0.05	41	11.08	9.016	unknown	ShapiroWilk
1,1-Dichloroethane (ug/l)	MW-2	No	n/a	n/a	EPA 1989	0.05	41	1.79	2.737	unknown	ShapiroWilk
1,1-Dichloroethane (ug/l)	MW-3	No	n/a	n/a	EPA 1989	0.05	41	0.4271	0.2287	unknown	ShapiroWilk
1,1-Dichloroethane (ug/l)	MW-5	No	n/a	n/a	EPA 1989	0.05	41	0.3988	0.1301	unknown	ShapiroWilk
1,1-Dichloroethane (ug/l)	MW-509D	No	n/a	n/a	EPA 1989	0.05	24	0.5	0	unknown	ShapiroWilk
1,1-Dichloroethane (ug/l)	MW-577	No	n/a	n/a	EPA 1989	0.05	22	0.5	0	unknown	ShapiroWilk
1,1-Dichloroethane (ug/l)	MW-6	No	n/a	n/a	EPA 1989	0.05	41	0.3988	0.1301	unknown	ShapiroWilk
1,1-Dichloroethane (ug/l)	MW-633D	No	n/a	n/a	EPA 1989	0.05	24	0.7217	0.3477	unknown	ShapiroWilk
1,1-Dichloroethane (ug/l)	MW-689D	No	n/a	n/a	EPA 1989	0.05	22	0.5	0	unknown	ShapiroWilk
1,1-Dichloroethane (ug/l)	MW-7	No	n/a	n/a	EPA 1989	0.05	41	0.3988	0.1301	unknown	ShapiroWilk
1,1-Dichloroethane (ug/l)	NAB-1	No	n/a	n/a	EPA 1989	0.05	24	0.5	0	unknown	ShapiroWilk
1,1-Dichloroethane (ug/l)	NAB-2	No	n/a	n/a	EPA 1989	0.05	24	0.5	0	unknown	ShapiroWilk
1,1-Dichloroethane (ug/l)	NAB-3	No	n/a	n/a	EPA 1989	0.05	24	0.5	0	unknown	ShapiroWilk
1,1-Dichloroethane (ug/l)	NAB-4	No	n/a	n/a	EPA 1989	0.05	23	0.4922	0.03753	unknown	ShapiroWilk
1,1-Dichloroethane (ug/l)	NAB-7	No	n/a	n/a	EPA 1989	0.05	24	0.5	0	unknown	ShapiroWilk
1,1-Dichloroethane (ug/l)	NAB-8	No	n/a	n/a	EPA 1989	0.05	17	0.5	0	unknown	ShapiroWilk
1,1-Dichloroethane (ug/l)	SP-7	No	n/a	n/a	EPA 1989	0.05	13	0.5	0	unknown	ShapiroWilk
1,1-Dichloroethane (ug/l)	SPRINGA	No	n/a	n/a	EPA 1989	0.05	20	1.338	1.093	unknown	ShapiroWilk
1,1-Dichloroethane (ug/l)	SPRINGB	No	n/a	n/a	EPA 1989	0.05	7	1.071	0.6422	unknown	ShapiroWilk
1,1-Dichloroethane (ug/l)	TSP-1	No	n/a	n/a	EPA 1989	0.05	9	0.5	0	unknown	ShapiroWilk
1,1-Dichloroethane (ug/l)	TSP-2	No	n/a	n/a	EPA 1989	0.05	10	0.5	0	unknown	ShapiroWilk
1,1-Dichloroethane (ug/l)	TSP-3	No	n/a	n/a	EPA 1989	0.05	7	0.5	0	unknown	ShapiroWilk
1,4-Dichlorobenzene (ug/l)	MW-4	No	n/a	n/a	EPA 1989	0.05	41	0.3915	0.3361	unknown	ShapiroWilk
1,4-Dichlorobenzene (ug/l)	CAO-1	No	n/a	n/a	EPA 1989	0.05	27	0.6496	0.4287	unknown	ShapiroWilk
1,4-Dichlorobenzene (ug/l)	CAO-2	No	n/a	n/a	EPA 1989	0.05	27	0.45	0.1441	unknown	ShapiroWilk
1,4-Dichlorobenzene (ug/l)	CAO-3	No	n/a	n/a	EPA 1989	0.05	27	0.45	0.1441	unknown	ShapiroWilk
1,4-Dichlorobenzene (ug/l)	MW-1	No	n/a	n/a	EPA 1989	0.05	41	0.45	0.4249	unknown	ShapiroWilk
1,4-Dichlorobenzene (ug/l)	MW-2	No	n/a	n/a	EPA 1989	0.05	41	0.4085	0.3221	unknown	ShapiroWilk
1,4-Dichlorobenzene (ug/l)	MW-3	No	n/a	n/a	EPA 1989	0.05	41	0.4183	0.3708	unknown	ShapiroWilk
1,4-Dichlorobenzene (ug/l)	MW-5	No	n/a	n/a	EPA 1989	0.05	41	0.3866	0.3113	unknown	ShapiroWilk
1,4-Dichlorobenzene (ug/l)	MW-509D	No	n/a	n/a	EPA 1989	0.05	24	0.5	0	unknown	ShapiroWilk
1,4-Dichlorobenzene (ug/l)	MW-577	No	n/a	n/a	EPA 1989	0.05	22	0.5	0	unknown	ShapiroWilk
1,4-Dichlorobenzene (ug/l)	MW-6	No	n/a	n/a	EPA 1989	0.05	41	0.3866	0.3113	unknown	ShapiroWilk
1,4-Dichlorobenzene (ug/l)	MW-633D	No	n/a	n/a	EPA 1989	0.05	24	0.5	0	unknown	ShapiroWilk
1,4-Dichlorobenzene (ug/l)	MW-689D	No	n/a	n/a	EPA 1989	0.05	22	0.5	0	unknown	ShapiroWilk
1,4-Dichlorobenzene (ug/l)	MW-7	No	n/a	n/a	EPA 1989	0.05	41	0.389	0.3236	unknown	ShapiroWilk
1,4-Dichlorobenzene (ug/l)	NAB-1	No	n/a	n/a	EPA 1989	0.05	24	0.5	0	unknown	ShapiroWilk
1,4-Dichlorobenzene (ug/l)	NAB-2	No	n/a	n/a	EPA 1989	0.05	24	0.5	0	unknown	ShapiroWilk
1,4-Dichlorobenzene (ug/l)	NAB-3	No	n/a	n/a	EPA 1989	0.05	24	0.5	0	unknown	ShapiroWilk
1,4-Dichlorobenzene (ug/l)	NAB-4	No	n/a	n/a	EPA 1989	0.05	23	0.5	0	unknown	ShapiroWilk
1,4-Dichlorobenzene (ug/l)	NAB-7	No	n/a	n/a	EPA 1989	0.05	24	0.5	0	unknown	ShapiroWilk
1,4-Dichlorobenzene (ug/l)	NAB-8	No	n/a	n/a	EPA 1989	0.05	17	0.5	0	unknown	ShapiroWilk
1,4-Dichlorobenzene (ug/l)	SP-7	No	n/a	n/a	EPA 1989	0.05	13	0.5	0	unknown	ShapiroWilk
1,4-Dichlorobenzene (ug/l)	SPRINGA	No	n/a	n/a	EPA 1989	0.05	20	0.5	0	unknown	ShapiroWilk
1,4-Dichlorobenzene (ug/l)	SPRINGB	No	n/a	n/a	EPA 1989	0.05	7	0.5	0	unknown	ShapiroWilk
1,4-Dichlorobenzene (ug/l)	TSP-1	No	n/a	n/a	EPA 1989	0.05	9	0.5	0	unknown	ShapiroWilk

Outlier Analysis

Facility: NABORS Client: SCS Engineers Data File: NABORS flat 1-15-2015 flat Printed 1/15/2015, 3:34 PM

Constituent	Well	Outlier	Value(s)	Date(s)	Method	Alpha	N	Mean	Std. Dev.	Distribution	Normality Test
1,4-Dichlorobenzene (ug/l)	TSP-2	No	n/a	n/a	EPA 1989	0.05	10	0.5	0	unknown	ShapiroWilk
1,4-Dichlorobenzene (ug/l)	TSP-3	No	n/a	n/a	EPA 1989	0.05	7	0.5	0	unknown	ShapiroWilk
Acetone (ug/l)	MW-4	No	n/a	n/a	EPA 1989	0.05	41	15.91	10.99	unknown	ShapiroWilk
Acetone (ug/l)	CAO-1	No	n/a	n/a	EPA 1989	0.05	27	21.3	7.29	unknown	ShapiroWilk
Acetone (ug/l)	CAO-2	No	n/a	n/a	EPA 1989	0.05	27	22.78	6.405	unknown	ShapiroWilk
Acetone (ug/l)	CAO-3	No	n/a	n/a	EPA 1989	0.05	27	22.78	6.405	unknown	ShapiroWilk
Acetone (ug/l)	MW-1	No	n/a	n/a	EPA 1989	0.05	41	16.11	11.23	unknown	ShapiroWilk
Acetone (ug/l)	MW-2	No	n/a	n/a	EPA 1989	0.05	41	15.91	10.99	unknown	ShapiroWilk
Acetone (ug/l)	MW-3	No	n/a	n/a	EPA 1989	0.05	41	16.04	11.12	unknown	ShapiroWilk
Acetone (ug/l)	MW-5	No	n/a	n/a	EPA 1989	0.05	41	15.91	10.99	unknown	ShapiroWilk
Acetone (ug/l)	MW-509D	No	n/a	n/a	EPA 1989	0.05	24	25	0	unknown	ShapiroWilk
Acetone (ug/l)	MW-577	No	n/a	n/a	EPA 1989	0.05	22	25.45	2.132	unknown	ShapiroWilk
Acetone (ug/l)	MW-6	No	n/a	n/a	EPA 1989	0.05	41	15.91	10.99	unknown	ShapiroWilk
Acetone (ug/l)	MW-633D	No	n/a	n/a	EPA 1989	0.05	24	25	0	unknown	ShapiroWilk
Acetone (ug/l)	MW-689D	No	n/a	n/a	EPA 1989	0.05	22	25	0	unknown	ShapiroWilk
Acetone (ug/l)	MW-7	No	n/a	n/a	EPA 1989	0.05	41	15.91	10.99	unknown	ShapiroWilk
Acetone (ug/l)	NAB-1	No	n/a	n/a	EPA 1989	0.05	24	25	0	unknown	ShapiroWilk
Acetone (ug/l)	NAB-2	No	n/a	n/a	EPA 1989	0.05	24	25	0	unknown	ShapiroWilk
Acetone (ug/l)	NAB-3	No	n/a	n/a	EPA 1989	0.05	24	25	0	unknown	ShapiroWilk
Acetone (ug/l)	NAB-4	No	n/a	n/a	EPA 1989	0.05	23	25	0	unknown	ShapiroWilk
Acetone (ug/l)	NAB-7	No	n/a	n/a	EPA 1989	0.05	24	25	0	unknown	ShapiroWilk
Acetone (ug/l)	NAB-8	No	n/a	n/a	EPA 1989	0.05	17	25	0	unknown	ShapiroWilk
Acetone (ug/l)	SP-7	No	n/a	n/a	EPA 1989	0.05	13	25	0	unknown	ShapiroWilk
Acetone (ug/l)	SPRINGA	No	n/a	n/a	EPA 1989	0.05	20	25	0	unknown	ShapiroWilk
Acetone (ug/l)	SPRINGB	No	n/a	n/a	EPA 1989	0.05	7	25	0	unknown	ShapiroWilk
Acetone (ug/l)	TSP-1	No	n/a	n/a	EPA 1989	0.05	9	25	0	unknown	ShapiroWilk
Acetone (ug/l)	TSP-2	No	n/a	n/a	EPA 1989	0.05	10	25	0	unknown	ShapiroWilk
Acetone (ug/l)	TSP-3	No	n/a	n/a	EPA 1989	0.05	7	25	0	unknown	ShapiroWilk
Antimony (mg/l)	MW-4	No	n/a	n/a	EPA 1989	0.05	41	0.001429	0.001201	unknown	ShapiroWilk
Antimony (mg/l)	CAO-1	No	n/a	n/a	EPA 1989	0.05	25	0.000...	0.0007038	unknown	ShapiroWilk
Antimony (mg/l)	CAO-2	No	n/a	n/a	EPA 1989	0.05	25	0.000...	0.0006994	unknown	ShapiroWilk
Antimony (mg/l)	CAO-3	No	n/a	n/a	EPA 1989	0.05	26	0.000...	0.0006884	unknown	ShapiroWilk
Antimony (mg/l)	MW-1	No	n/a	n/a	EPA 1989	0.05	41	0.001646	0.001646	unknown	ShapiroWilk
Antimony (mg/l)	MW-2	No	n/a	n/a	EPA 1989	0.05	41	0.001493	0.001184	unknown	ShapiroWilk
Antimony (mg/l)	MW-3	No	n/a	n/a	EPA 1989	0.05	41	0.001444	0.001204	unknown	ShapiroWilk
Antimony (mg/l)	MW-5	No	n/a	n/a	EPA 1989	0.05	41	0.001461	0.001193	unknown	ShapiroWilk
Antimony (mg/l)	MW-509D	No	n/a	n/a	EPA 1989	0.05	24	0.000...	0.0001596	unknown	ShapiroWilk
Antimony (mg/l)	MW-577	No	n/a	n/a	EPA 1989	0.05	22	0.000...	0.0002052	unknown	ShapiroWilk
Antimony (mg/l)	MW-6	No	n/a	n/a	EPA 1989	0.05	41	0.001473	0.001193	unknown	ShapiroWilk
Antimony (mg/l)	MW-633D	No	n/a	n/a	EPA 1989	0.05	24	0.000...	0.0002468	unknown	ShapiroWilk
Antimony (mg/l)	MW-689D	No	n/a	n/a	EPA 1989	0.05	22	0.000...	0.0000...	unknown	ShapiroWilk
Antimony (mg/l)	MW-7	No	n/a	n/a	EPA 1989	0.05	41	0.001449	0.0012	unknown	ShapiroWilk
Antimony (mg/l)	NAB-1	No	n/a	n/a	EPA 1989	0.05	24	0.000...	0.0003523	unknown	ShapiroWilk
Antimony (mg/l)	NAB-2	No	n/a	n/a	EPA 1989	0.05	24	0.000...	0.0001434	unknown	ShapiroWilk
Antimony (mg/l)	NAB-3	No	n/a	n/a	EPA 1989	0.05	24	0.000...	0.0001051	unknown	ShapiroWilk
Antimony (mg/l)	NAB-4	No	n/a	n/a	EPA 1989	0.05	23	0.000...	0.0006102	unknown	ShapiroWilk
Antimony (mg/l)	NAB-7	No	n/a	n/a	EPA 1989	0.05	24	0.000...	0.0002939	unknown	ShapiroWilk
Antimony (mg/l)	NAB-8	No	n/a	n/a	EPA 1989	0.05	17	0.000...	0.0001602	unknown	ShapiroWilk
Antimony (mg/l)	SP-7	No	n/a	n/a	EPA 1989	0.05	13	0.000...	0.0000...	unknown	ShapiroWilk
Antimony (mg/l)	SPRINGA	No	n/a	n/a	EPA 1989	0.05	20	0.00063	0.0004601	unknown	ShapiroWilk

Outlier Analysis

Facility: NABORS Client: SCS Engineers Data File: NABORS flat 1-15-2015 flat Printed 1/15/2015, 3:34 PM

Constituent	Well	Outlier	Value(s)	Date(s)	Method	Alpha	N	Mean	Std. Dev.	Distribution	Normality Test
Antimony (mg/l)	SPRINGB	No	n/a	n/a	EPA 1989	0.05	7	0.0005	0	unknown	ShapiroWilk
Antimony (mg/l)	TSP-1	No	n/a	n/a	EPA 1989	0.05	10	0.000471	0.0000...	unknown	ShapiroWilk
Antimony (mg/l)	TSP-2	No	n/a	n/a	EPA 1989	0.05	10	0.000548	0.0001321	unknown	ShapiroWilk
Antimony (mg/l)	TSP-3	No	n/a	n/a	EPA 1989	0.05	7	0.00051	0.0000...	unknown	ShapiroWilk
Arsenic (mg/l)	MW-4	No	n/a	n/a	EPA 1989	0.05	41	0.00152	0.001232	unknown	ShapiroWilk
Arsenic (mg/l)	CAO-1	Yes	0.0005,0....	2/20/2009...	EPA 1989	0.05	27	0.02531	0.01136	normal	ShapiroWilk
Arsenic (mg/l)	CAO-2	Yes	0.11	12/16/2009	EPA 1989	0.05	27	0.008313	0.02119	ln(x)	ShapiroWilk
Arsenic (mg/l)	CAO-3	No	n/a	n/a	EPA 1989	0.05	27	0.002055	0.002731	unknown	ShapiroWilk
Arsenic (mg/l)	MW-1	No	n/a	n/a	EPA 1989	0.05	41	0.003848	0.006848	unknown	ShapiroWilk
Arsenic (mg/l)	MW-2	No	n/a	n/a	EPA 1989	0.05	41	0.004028	0.002234	ln(x)	ShapiroWilk
Arsenic (mg/l)	MW-3	No	n/a	n/a	EPA 1989	0.05	41	0.001428	0.0011	unknown	ShapiroWilk
Arsenic (mg/l)	MW-5	No	n/a	n/a	EPA 1989	0.05	41	0.001533	0.001229	unknown	ShapiroWilk
Arsenic (mg/l)	MW-509D	No	n/a	n/a	EPA 1989	0.05	24	0.006037	0.007333	ln(x)	ShapiroWilk
Arsenic (mg/l)	MW-577	Yes	0.018,0.0005	12/8/2010...	EPA 1989	0.05	22	0.00305	0.003449	normal	ShapiroWilk
Arsenic (mg/l)	MW-6	No	n/a	n/a	EPA 1989	0.05	41	0.001524	0.001241	unknown	ShapiroWilk
Arsenic (mg/l)	MW-633D	No	n/a	n/a	EPA 1989	0.05	24	0.001687	0.001687	unknown	ShapiroWilk
Arsenic (mg/l)	MW-689D	No	n/a	n/a	EPA 1989	0.05	22	0.00298	0.004143	unknown	ShapiroWilk
Arsenic (mg/l)	MW-7	No	n/a	n/a	EPA 1989	0.05	41	0.001581	0.001344	unknown	ShapiroWilk
Arsenic (mg/l)	NAB-1	No	n/a	n/a	EPA 1989	0.05	24	0.02664	0.02103	ln(x)	ShapiroWilk
Arsenic (mg/l)	NAB-2	No	n/a	n/a	EPA 1989	0.05	24	0.0425	0.0367	ln(x)	ShapiroWilk
Arsenic (mg/l)	NAB-3	No	n/a	n/a	EPA 1989	0.05	24	0.002105	0.001966	unknown	ShapiroWilk
Arsenic (mg/l)	NAB-4	No	n/a	n/a	EPA 1989	0.05	23	0.007565	0.00444	ln(x)	ShapiroWilk
Arsenic (mg/l)	NAB-7	No	n/a	n/a	EPA 1989	0.05	24	0.01382	0.02705	ln(x)	ShapiroWilk
Arsenic (mg/l)	NAB-8	Yes	0.027	12/7/2010	EPA 1989	0.05	17	0.003718	0.006203	ln(x)	ShapiroWilk
Arsenic (mg/l)	SP-7	No	n/a	n/a	EPA 1989	0.05	13	0.003728	0.003416	ln(x)	ShapiroWilk
Arsenic (mg/l)	SPRINGA	No	n/a	n/a	EPA 1989	0.05	20	0.001047	0.0008351	unknown	ShapiroWilk
Arsenic (mg/l)	SPRINGB	No	n/a	n/a	EPA 1989	0.05	7	0.001357	0.001097	ln(x)	ShapiroWilk
Arsenic (mg/l)	TSP-1	No	n/a	n/a	EPA 1989	0.05	10	0.0007	0.0003496	unknown	ShapiroWilk
Arsenic (mg/l)	TSP-2	No	n/a	n/a	EPA 1989	0.05	10	0.002215	0.001899	ln(x)	ShapiroWilk
Arsenic (mg/l)	TSP-3	No	n/a	n/a	EPA 1989	0.05	7	0.000...	0.0005917	unknown	ShapiroWilk
Barium (mg/l)	MW-4	No	n/a	n/a	EPA 1989	0.05	41	0.0358	0.02291	unknown	ShapiroWilk
Barium (mg/l)	CAO-1	No	n/a	n/a	EPA 1989	0.05	27	0.1963	0.06551	unknown	ShapiroWilk
Barium (mg/l)	CAO-2	Yes	0.0275,0.2	10/11/200...	EPA 1989	0.05	27	0.08043	0.03259	ln(x)	ShapiroWilk
Barium (mg/l)	CAO-3	Yes	0.025	10/11/2005	EPA 1989	0.05	27	0.0453	0.006194	normal	ShapiroWilk
Barium (mg/l)	MW-1	No	n/a	n/a	EPA 1989	0.05	41	0.07207	0.04885	unknown	ShapiroWilk
Barium (mg/l)	MW-2	No	n/a	n/a	EPA 1989	0.05	41	0.03466	0.02695	unknown	ShapiroWilk
Barium (mg/l)	MW-3	Yes	0.005,0.0...	10/25/200...	EPA 1989	0.05	41	0.05048	0.03658	normal	ShapiroWilk
Barium (mg/l)	MW-5	No	n/a	n/a	EPA 1989	0.05	41	0.0358	0.02105	unknown	ShapiroWilk
Barium (mg/l)	MW-509D	No	n/a	n/a	EPA 1989	0.05	24	0.049	0.03177	unknown	ShapiroWilk
Barium (mg/l)	MW-577	Yes	0.039	12/8/2010	EPA 1989	0.05	22	0.02832	0.003721	normal	ShapiroWilk
Barium (mg/l)	MW-6	No	n/a	n/a	EPA 1989	0.05	41	0.05044	0.04476	unknown	ShapiroWilk
Barium (mg/l)	MW-633D	Yes	0.043	12/14/2009	EPA 1989	0.05	24	0.037	0.002126	normal	ShapiroWilk
Barium (mg/l)	MW-689D	Yes	0.087,0.0...	9/21/2010...	EPA 1989	0.05	22	0.03627	0.01614	ln(x)	ShapiroWilk
Barium (mg/l)	MW-7	Yes	2.67	10/31/2002	EPA 1989	0.05	41	0.2162	0.4117	ln(x)	ShapiroWilk
Barium (mg/l)	NAB-1	Yes	0.04	9/23/2010	EPA 1989	0.05	24	0.02975	0.003467	normal	ShapiroWilk
Barium (mg/l)	NAB-2	No	n/a	n/a	EPA 1989	0.05	24	0.02517	0.003919	unknown	ShapiroWilk
Barium (mg/l)	NAB-3	No	n/a	n/a	EPA 1989	0.05	24	0.04096	0.00695	normal	ShapiroWilk
Barium (mg/l)	NAB-4	No	n/a	n/a	EPA 1989	0.05	23	0.02787	0.003829	unknown	ShapiroWilk
Barium (mg/l)	NAB-7	No	n/a	n/a	EPA 1989	0.05	24	0.02133	0.002884	ln(x)	ShapiroWilk
Barium (mg/l)	NAB-8	Yes	0.17	12/7/2010	EPA 1989	0.05	17	0.05476	0.03123	normal	ShapiroWilk

Outlier Analysis

Facility: NABORS Client: SCS Engineers Data File: NABORS flat 1-15-2015 flat Printed 1/15/2015, 3:34 PM

Constituent	Well	Outlier	Value(s)	Date(s)	Method	Alpha	N	Mean	Std. Dev.	Distribution	Normality Test
Barium (mg/l)	SP-7	No	n/a	n/a	EPA 1989	0.05	13	0.06169	0.007718	normal	ShapiroWilk
Barium (mg/l)	SPRINGA	No	n/a	n/a	EPA 1989	0.05	20	0.0406	0.00787	normal	ShapiroWilk
Barium (mg/l)	SPRINGB	No	n/a	n/a	EPA 1989	0.05	7	0.09957	0.03193	normal	ShapiroWilk
Barium (mg/l)	TSP-1	Yes	0.097,0.072	6/29/2011...	EPA 1989	0.05	10	0.0554	0.0171	normal	ShapiroWilk
Barium (mg/l)	TSP-2	No	n/a	n/a	EPA 1989	0.05	10	0.108	0.04356	normal	ShapiroWilk
Barium (mg/l)	TSP-3	No	n/a	n/a	EPA 1989	0.05	7	0.09314	0.05843	ln(x)	ShapiroWilk
Benzene (ug/l)	MW-4	No	n/a	n/a	EPA 1989	0.05	41	0.3201	0.2302	unknown	ShapiroWilk
Benzene (ug/l)	CAO-1	No	n/a	n/a	EPA 1989	0.05	27	2.125	1.205	normal	ShapiroWilk
Benzene (ug/l)	CAO-2	No	n/a	n/a	EPA 1989	0.05	27	0.4722	0.08006	unknown	ShapiroWilk
Benzene (ug/l)	CAO-3	No	n/a	n/a	EPA 1989	0.05	27	0.4722	0.08006	unknown	ShapiroWilk
Benzene (ug/l)	MW-1	No	n/a	n/a	EPA 1989	0.05	41	0.5411	0.5312	unknown	ShapiroWilk
Benzene (ug/l)	MW-2	No	n/a	n/a	EPA 1989	0.05	41	0.3201	0.2302	unknown	ShapiroWilk
Benzene (ug/l)	MW-3	No	n/a	n/a	EPA 1989	0.05	41	0.3201	0.2302	unknown	ShapiroWilk
Benzene (ug/l)	MW-5	No	n/a	n/a	EPA 1989	0.05	41	0.3201	0.2302	unknown	ShapiroWilk
Benzene (ug/l)	MW-509D	No	n/a	n/a	EPA 1989	0.05	24	0.5	0	unknown	ShapiroWilk
Benzene (ug/l)	MW-577	No	n/a	n/a	EPA 1989	0.05	22	0.5	0	unknown	ShapiroWilk
Benzene (ug/l)	MW-6	No	n/a	n/a	EPA 1989	0.05	41	0.3201	0.2302	unknown	ShapiroWilk
Benzene (ug/l)	MW-633D	No	n/a	n/a	EPA 1989	0.05	24	0.5	0	unknown	ShapiroWilk
Benzene (ug/l)	MW-689D	No	n/a	n/a	EPA 1989	0.05	22	0.5	0	unknown	ShapiroWilk
Benzene (ug/l)	MW-7	No	n/a	n/a	EPA 1989	0.05	41	0.3201	0.2302	unknown	ShapiroWilk
Benzene (ug/l)	NAB-1	No	n/a	n/a	EPA 1989	0.05	24	0.5	0	unknown	ShapiroWilk
Benzene (ug/l)	NAB-2	No	n/a	n/a	EPA 1989	0.05	24	0.5	0	unknown	ShapiroWilk
Benzene (ug/l)	NAB-3	No	n/a	n/a	EPA 1989	0.05	24	0.5	0	unknown	ShapiroWilk
Benzene (ug/l)	NAB-4	No	n/a	n/a	EPA 1989	0.05	23	0.5	0	unknown	ShapiroWilk
Benzene (ug/l)	NAB-7	No	n/a	n/a	EPA 1989	0.05	24	0.5	0	unknown	ShapiroWilk
Benzene (ug/l)	NAB-8	No	n/a	n/a	EPA 1989	0.05	17	0.5	0	unknown	ShapiroWilk
Benzene (ug/l)	SP-7	No	n/a	n/a	EPA 1989	0.05	13	0.5	0	unknown	ShapiroWilk
Benzene (ug/l)	SPRINGA	No	n/a	n/a	EPA 1989	0.05	20	0.5	0	unknown	ShapiroWilk
Benzene (ug/l)	SPRINGB	No	n/a	n/a	EPA 1989	0.05	7	0.5	0	unknown	ShapiroWilk
Benzene (ug/l)	TSP-1	No	n/a	n/a	EPA 1989	0.05	9	0.5	0	unknown	ShapiroWilk
Benzene (ug/l)	TSP-2	No	n/a	n/a	EPA 1989	0.05	10	0.5	0	unknown	ShapiroWilk
Benzene (ug/l)	TSP-3	No	n/a	n/a	EPA 1989	0.05	7	0.5	0	unknown	ShapiroWilk
Beryllium (mg/l)	MW-4	No	n/a	n/a	EPA 1989	0.05	41	0.000...	0.0002918	unknown	ShapiroWilk
Beryllium (mg/l)	CAO-1	No	n/a	n/a	EPA 1989	0.05	27	0.000...	0.0002937	unknown	ShapiroWilk
Beryllium (mg/l)	CAO-2	No	n/a	n/a	EPA 1989	0.05	27	0.000...	0.0004723	unknown	ShapiroWilk
Beryllium (mg/l)	CAO-3	No	n/a	n/a	EPA 1989	0.05	27	0.000...	0.0002497	unknown	ShapiroWilk
Beryllium (mg/l)	MW-1	No	n/a	n/a	EPA 1989	0.05	41	0.000...	0.000875	unknown	ShapiroWilk
Beryllium (mg/l)	MW-2	No	n/a	n/a	EPA 1989	0.05	41	0.000...	0.0005857	unknown	ShapiroWilk
Beryllium (mg/l)	MW-3	No	n/a	n/a	EPA 1989	0.05	41	0.000...	0.0004507	unknown	ShapiroWilk
Beryllium (mg/l)	MW-5	No	n/a	n/a	EPA 1989	0.05	41	0.000...	0.0002917	unknown	ShapiroWilk
Beryllium (mg/l)	MW-509D	No	n/a	n/a	EPA 1989	0.05	24	0.001288	0.00148	ln(x)	ShapiroWilk
Beryllium (mg/l)	MW-577	No	n/a	n/a	EPA 1989	0.05	22	0.000...	0.0002414	unknown	ShapiroWilk
Beryllium (mg/l)	MW-6	No	n/a	n/a	EPA 1989	0.05	41	0.000...	0.0002911	unknown	ShapiroWilk
Beryllium (mg/l)	MW-633D	No	n/a	n/a	EPA 1989	0.05	24	0.000...	0.0002726	unknown	ShapiroWilk
Beryllium (mg/l)	MW-689D	No	n/a	n/a	EPA 1989	0.05	22	0.000...	0.0004684	unknown	ShapiroWilk
Beryllium (mg/l)	MW-7	No	n/a	n/a	EPA 1989	0.05	41	0.000...	0.0003308	unknown	ShapiroWilk
Beryllium (mg/l)	NAB-1	No	n/a	n/a	EPA 1989	0.05	24	0.000915	0.001056	unknown	ShapiroWilk
Beryllium (mg/l)	NAB-2	No	n/a	n/a	EPA 1989	0.05	24	0.000...	0.0002499	unknown	ShapiroWilk
Beryllium (mg/l)	NAB-3	No	n/a	n/a	EPA 1989	0.05	24	0.000...	0.0002569	unknown	ShapiroWilk
Beryllium (mg/l)	NAB-4	No	n/a	n/a	EPA 1989	0.05	23	0.000...	0.000261	unknown	ShapiroWilk

Outlier Analysis

Facility: NABORS Client: SCS Engineers Data File: NABORS flat 1-15-2015 flat Printed 1/15/2015, 3:34 PM

Constituent	Well	Outlier	Value(s)	Date(s)	Method	Alpha	N	Mean	Std. Dev.	Distribution	Normality Test
Beryllium (mg/l)	NAB-7	No	n/a	n/a	EPA 1989	0.05	24	0.000...	0.0002436	unknown	ShapiroWilk
Beryllium (mg/l)	NAB-8	No	n/a	n/a	EPA 1989	0.05	17	0.000...	0.0006953	unknown	ShapiroWilk
Beryllium (mg/l)	SP-7	No	n/a	n/a	EPA 1989	0.05	13	0.00535	0.01732	unknown	ShapiroWilk
Beryllium (mg/l)	SPRINGA	No	n/a	n/a	EPA 1989	0.05	20	0.00065	0.0002351	unknown	ShapiroWilk
Beryllium (mg/l)	SPRINGB	No	n/a	n/a	EPA 1989	0.05	7	0.000...	0.000244	unknown	ShapiroWilk
Beryllium (mg/l)	TSP-1	No	n/a	n/a	EPA 1989	0.05	10	0.0007	0.0002582	unknown	ShapiroWilk
Beryllium (mg/l)	TSP-2	No	n/a	n/a	EPA 1989	0.05	10	0.000524	0.0002017	unknown	ShapiroWilk
Beryllium (mg/l)	TSP-3	No	n/a	n/a	EPA 1989	0.05	7	0.000...	0.0003037	unknown	ShapiroWilk
Bromochloromethane (ug/l)	MW-4	No	n/a	n/a	EPA 1989	0.05	41	0.4024	0.1235	unknown	ShapiroWilk
Bromochloromethane (ug/l)	CAO-1	No	n/a	n/a	EPA 1989	0.05	27	0.4722	0.08006	unknown	ShapiroWilk
Bromochloromethane (ug/l)	CAO-2	No	n/a	n/a	EPA 1989	0.05	27	0.4722	0.08006	unknown	ShapiroWilk
Bromochloromethane (ug/l)	CAO-3	No	n/a	n/a	EPA 1989	0.05	27	0.4722	0.08006	unknown	ShapiroWilk
Bromochloromethane (ug/l)	MW-1	No	n/a	n/a	EPA 1989	0.05	41	0.4024	0.1235	unknown	ShapiroWilk
Bromochloromethane (ug/l)	MW-2	No	n/a	n/a	EPA 1989	0.05	41	0.4024	0.1235	unknown	ShapiroWilk
Bromochloromethane (ug/l)	MW-3	No	n/a	n/a	EPA 1989	0.05	41	0.4024	0.1235	unknown	ShapiroWilk
Bromochloromethane (ug/l)	MW-5	No	n/a	n/a	EPA 1989	0.05	41	0.4024	0.1235	unknown	ShapiroWilk
Bromochloromethane (ug/l)	MW-509D	No	n/a	n/a	EPA 1989	0.05	24	0.5	0	unknown	ShapiroWilk
Bromochloromethane (ug/l)	MW-577	No	n/a	n/a	EPA 1989	0.05	22	0.5	0	unknown	ShapiroWilk
Bromochloromethane (ug/l)	MW-6	No	n/a	n/a	EPA 1989	0.05	41	0.4024	0.1235	unknown	ShapiroWilk
Bromochloromethane (ug/l)	MW-633D	No	n/a	n/a	EPA 1989	0.05	24	0.5	0	unknown	ShapiroWilk
Bromochloromethane (ug/l)	MW-689D	No	n/a	n/a	EPA 1989	0.05	22	0.5	0	unknown	ShapiroWilk
Bromochloromethane (ug/l)	MW-7	No	n/a	n/a	EPA 1989	0.05	41	0.4024	0.1235	unknown	ShapiroWilk
Bromochloromethane (ug/l)	NAB-1	No	n/a	n/a	EPA 1989	0.05	24	0.5	0	unknown	ShapiroWilk
Bromochloromethane (ug/l)	NAB-2	No	n/a	n/a	EPA 1989	0.05	24	0.5	0	unknown	ShapiroWilk
Bromochloromethane (ug/l)	NAB-3	No	n/a	n/a	EPA 1989	0.05	24	0.5	0	unknown	ShapiroWilk
Bromochloromethane (ug/l)	NAB-4	No	n/a	n/a	EPA 1989	0.05	23	0.5	0	unknown	ShapiroWilk
Bromochloromethane (ug/l)	NAB-7	No	n/a	n/a	EPA 1989	0.05	24	0.5	0	unknown	ShapiroWilk
Bromochloromethane (ug/l)	NAB-8	No	n/a	n/a	EPA 1989	0.05	17	0.5	0	unknown	ShapiroWilk
Bromochloromethane (ug/l)	SP-7	No	n/a	n/a	EPA 1989	0.05	13	0.5	0	unknown	ShapiroWilk
Bromochloromethane (ug/l)	SPRINGA	No	n/a	n/a	EPA 1989	0.05	20	0.5	0	unknown	ShapiroWilk
Bromochloromethane (ug/l)	SPRINGB	No	n/a	n/a	EPA 1989	0.05	7	0.5	0	unknown	ShapiroWilk
Bromochloromethane (ug/l)	TSP-1	No	n/a	n/a	EPA 1989	0.05	9	0.5	0	unknown	ShapiroWilk
Bromochloromethane (ug/l)	TSP-2	No	n/a	n/a	EPA 1989	0.05	10	0.5	0	unknown	ShapiroWilk
Bromochloromethane (ug/l)	TSP-3	No	n/a	n/a	EPA 1989	0.05	7	0.5	0	unknown	ShapiroWilk
Bromodichloromethane (ug/l)	MW-4	No	n/a	n/a	EPA 1989	0.05	41	0.4024	0.1235	unknown	ShapiroWilk
Bromodichloromethane (ug/l)	CAO-1	No	n/a	n/a	EPA 1989	0.05	27	0.4722	0.08006	unknown	ShapiroWilk
Bromodichloromethane (ug/l)	CAO-2	No	n/a	n/a	EPA 1989	0.05	27	0.4722	0.08006	unknown	ShapiroWilk
Bromodichloromethane (ug/l)	CAO-3	No	n/a	n/a	EPA 1989	0.05	27	0.4722	0.08006	unknown	ShapiroWilk
Bromodichloromethane (ug/l)	MW-1	No	n/a	n/a	EPA 1989	0.05	41	0.4024	0.1235	unknown	ShapiroWilk
Bromodichloromethane (ug/l)	MW-2	No	n/a	n/a	EPA 1989	0.05	41	0.4024	0.1235	unknown	ShapiroWilk
Bromodichloromethane (ug/l)	MW-3	No	n/a	n/a	EPA 1989	0.05	41	0.4024	0.1235	unknown	ShapiroWilk
Bromodichloromethane (ug/l)	MW-5	No	n/a	n/a	EPA 1989	0.05	41	0.4024	0.1235	unknown	ShapiroWilk
Bromodichloromethane (ug/l)	MW-509D	No	n/a	n/a	EPA 1989	0.05	24	0.5	0	unknown	ShapiroWilk
Bromodichloromethane (ug/l)	MW-577	No	n/a	n/a	EPA 1989	0.05	22	0.5	0	unknown	ShapiroWilk
Bromodichloromethane (ug/l)	MW-6	No	n/a	n/a	EPA 1989	0.05	41	0.4024	0.1235	unknown	ShapiroWilk
Bromodichloromethane (ug/l)	MW-633D	No	n/a	n/a	EPA 1989	0.05	24	0.5	0	unknown	ShapiroWilk
Bromodichloromethane (ug/l)	MW-689D	No	n/a	n/a	EPA 1989	0.05	22	0.5	0	unknown	ShapiroWilk
Bromodichloromethane (ug/l)	MW-7	No	n/a	n/a	EPA 1989	0.05	41	0.4024	0.1235	unknown	ShapiroWilk
Bromodichloromethane (ug/l)	NAB-1	No	n/a	n/a	EPA 1989	0.05	24	0.5	0	unknown	ShapiroWilk
Bromodichloromethane (ug/l)	NAB-2	No	n/a	n/a	EPA 1989	0.05	24	0.5	0	unknown	ShapiroWilk

Outlier Analysis

Facility: NABORS Client: SCS Engineers Data File: NABORS flat 1-15-2015 flat Printed 1/15/2015, 3:34 PM

Constituent	Well	Outlier	Value(s)	Date(s)	Method	Alpha	N	Mean	Std. Dev.	Distribution	Normality Test
Bromodichloromethane (ug/l)	NAB-3	No	n/a	n/a	EPA 1989	0.05	24	0.5	0	unknown	ShapiroWilk
Bromodichloromethane (ug/l)	NAB-4	No	n/a	n/a	EPA 1989	0.05	23	0.5	0	unknown	ShapiroWilk
Bromodichloromethane (ug/l)	NAB-7	No	n/a	n/a	EPA 1989	0.05	24	0.5	0	unknown	ShapiroWilk
Bromodichloromethane (ug/l)	NAB-8	No	n/a	n/a	EPA 1989	0.05	17	0.5	0	unknown	ShapiroWilk
Bromodichloromethane (ug/l)	SP-7	No	n/a	n/a	EPA 1989	0.05	13	0.5	0	unknown	ShapiroWilk
Bromodichloromethane (ug/l)	SPRINGA	No	n/a	n/a	EPA 1989	0.05	20	0.5	0	unknown	ShapiroWilk
Bromodichloromethane (ug/l)	SPRINGB	No	n/a	n/a	EPA 1989	0.05	7	0.5	0	unknown	ShapiroWilk
Bromodichloromethane (ug/l)	TSP-1	No	n/a	n/a	EPA 1989	0.05	9	0.5	0	unknown	ShapiroWilk
Bromodichloromethane (ug/l)	TSP-2	No	n/a	n/a	EPA 1989	0.05	10	0.5	0	unknown	ShapiroWilk
Bromodichloromethane (ug/l)	TSP-3	No	n/a	n/a	EPA 1989	0.05	7	0.5	0	unknown	ShapiroWilk
Cadmium (mg/l)	MW-4	No	n/a	n/a	EPA 1989	0.05	41	0.00147	0.0007441	unknown	ShapiroWilk
Cadmium (mg/l)	CAO-1	No	n/a	n/a	EPA 1989	0.05	27	0.001893	0.00207	unknown	ShapiroWilk
Cadmium (mg/l)	CAO-2	No	n/a	n/a	EPA 1989	0.05	27	0.001433	0.00136	unknown	ShapiroWilk
Cadmium (mg/l)	CAO-3	No	n/a	n/a	EPA 1989	0.05	27	0.001399	0.0009691	unknown	ShapiroWilk
Cadmium (mg/l)	MW-1	No	n/a	n/a	EPA 1989	0.05	41	0.001692	0.0008982	unknown	ShapiroWilk
Cadmium (mg/l)	MW-2	No	n/a	n/a	EPA 1989	0.05	41	0.001376	0.0008879	unknown	ShapiroWilk
Cadmium (mg/l)	MW-3	No	n/a	n/a	EPA 1989	0.05	41	0.001881	0.0008358	unknown	ShapiroWilk
Cadmium (mg/l)	MW-5	No	n/a	n/a	EPA 1989	0.05	41	0.001381	0.0008801	unknown	ShapiroWilk
Cadmium (mg/l)	MW-509D	No	n/a	n/a	EPA 1989	0.05	24	0.008017	0.008624	unknown	ShapiroWilk
Cadmium (mg/l)	MW-577	No	n/a	n/a	EPA 1989	0.05	22	0.001023	0.001041	unknown	ShapiroWilk
Cadmium (mg/l)	MW-6	No	n/a	n/a	EPA 1989	0.05	41	0.001336	0.0008681	unknown	ShapiroWilk
Cadmium (mg/l)	MW-633D	No	n/a	n/a	EPA 1989	0.05	24	0.001754	0.0007989	unknown	ShapiroWilk
Cadmium (mg/l)	MW-689D	No	n/a	n/a	EPA 1989	0.05	22	0.00111	0.001083	unknown	ShapiroWilk
Cadmium (mg/l)	MW-7	No	n/a	n/a	EPA 1989	0.05	41	0.00137	0.0008936	unknown	ShapiroWilk
Cadmium (mg/l)	NAB-1	No	n/a	n/a	EPA 1989	0.05	24	0.001572	0.001391	unknown	ShapiroWilk
Cadmium (mg/l)	NAB-2	No	n/a	n/a	EPA 1989	0.05	24	0.001389	0.001136	unknown	ShapiroWilk
Cadmium (mg/l)	NAB-3	No	n/a	n/a	EPA 1989	0.05	24	0.001647	0.001002	unknown	ShapiroWilk
Cadmium (mg/l)	NAB-4	No	n/a	n/a	EPA 1989	0.05	23	0.002209	0.0008617	unknown	ShapiroWilk
Cadmium (mg/l)	NAB-7	No	n/a	n/a	EPA 1989	0.05	24	0.00124	0.001093	unknown	ShapiroWilk
Cadmium (mg/l)	NAB-8	No	n/a	n/a	EPA 1989	0.05	17	0.001689	0.001645	unknown	ShapiroWilk
Cadmium (mg/l)	SP-7	No	n/a	n/a	EPA 1989	0.05	13	0.000...	0.0009895	unknown	ShapiroWilk
Cadmium (mg/l)	SPRINGA	No	n/a	n/a	EPA 1989	0.05	20	0.001319	0.0009763	unknown	ShapiroWilk
Cadmium (mg/l)	SPRINGB	No	n/a	n/a	EPA 1989	0.05	7	0.000...	0.001098	unknown	ShapiroWilk
Cadmium (mg/l)	TSP-1	No	n/a	n/a	EPA 1989	0.05	10	0.001242	0.001094	unknown	ShapiroWilk
Cadmium (mg/l)	TSP-2	No	n/a	n/a	EPA 1989	0.05	10	0.000724	0.0008372	unknown	ShapiroWilk
Cadmium (mg/l)	TSP-3	No	n/a	n/a	EPA 1989	0.05	7	0.001217	0.0012	unknown	ShapiroWilk
Carbon disulfide (ug/l)	MW-4	No	n/a	n/a	EPA 1989	0.05	41	0.5061	0.08817	unknown	ShapiroWilk
Carbon disulfide (ug/l)	CAO-1	No	n/a	n/a	EPA 1989	0.05	27	0.4722	0.08006	unknown	ShapiroWilk
Carbon disulfide (ug/l)	CAO-2	No	n/a	n/a	EPA 1989	0.05	27	0.4722	0.08006	unknown	ShapiroWilk
Carbon disulfide (ug/l)	CAO-3	No	n/a	n/a	EPA 1989	0.05	27	0.4722	0.08006	unknown	ShapiroWilk
Carbon disulfide (ug/l)	MW-1	No	n/a	n/a	EPA 1989	0.05	41	0.5095	0.09061	unknown	ShapiroWilk
Carbon disulfide (ug/l)	MW-2	No	n/a	n/a	EPA 1989	0.05	41	0.5793	0.4758	unknown	ShapiroWilk
Carbon disulfide (ug/l)	MW-3	No	n/a	n/a	EPA 1989	0.05	41	0.5061	0.08817	unknown	ShapiroWilk
Carbon disulfide (ug/l)	MW-5	No	n/a	n/a	EPA 1989	0.05	41	0.5061	0.08817	unknown	ShapiroWilk
Carbon disulfide (ug/l)	MW-509D	No	n/a	n/a	EPA 1989	0.05	24	0.5	0	unknown	ShapiroWilk
Carbon disulfide (ug/l)	MW-577	No	n/a	n/a	EPA 1989	0.05	22	0.5	0	unknown	ShapiroWilk
Carbon disulfide (ug/l)	MW-6	No	n/a	n/a	EPA 1989	0.05	41	0.5061	0.08817	unknown	ShapiroWilk
Carbon disulfide (ug/l)	MW-633D	No	n/a	n/a	EPA 1989	0.05	24	0.5	0	unknown	ShapiroWilk
Carbon disulfide (ug/l)	MW-689D	No	n/a	n/a	EPA 1989	0.05	22	0.5	0	unknown	ShapiroWilk
Carbon disulfide (ug/l)	MW-7	No	n/a	n/a	EPA 1989	0.05	41	0.5061	0.08817	unknown	ShapiroWilk

Outlier Analysis

Facility: NABORS Client: SCS Engineers Data File: NABORS flat 1-15-2015 flat Printed 1/15/2015, 3:34 PM

Constituent	Well	Outlier	Value(s)	Date(s)	Method	Alpha	N	Mean	Std. Dev.	Distribution	Normality Test
Carbon disulfide (ug/l)	NAB-1	No	n/a	n/a	EPA 1989	0.05	24	0.5	0	unknown	ShapiroWilk
Carbon disulfide (ug/l)	NAB-2	No	n/a	n/a	EPA 1989	0.05	24	0.5	0	unknown	ShapiroWilk
Carbon disulfide (ug/l)	NAB-3	No	n/a	n/a	EPA 1989	0.05	24	0.5	0	unknown	ShapiroWilk
Carbon disulfide (ug/l)	NAB-4	No	n/a	n/a	EPA 1989	0.05	23	0.5	0	unknown	ShapiroWilk
Carbon disulfide (ug/l)	NAB-7	No	n/a	n/a	EPA 1989	0.05	24	0.5	0	unknown	ShapiroWilk
Carbon disulfide (ug/l)	NAB-8	No	n/a	n/a	EPA 1989	0.05	17	0.5	0	unknown	ShapiroWilk
Carbon disulfide (ug/l)	SP-7	No	n/a	n/a	EPA 1989	0.05	13	0.4617	0.1382	unknown	ShapiroWilk
Carbon disulfide (ug/l)	SPRINGA	No	n/a	n/a	EPA 1989	0.05	20	0.5	0	unknown	ShapiroWilk
Carbon disulfide (ug/l)	SPRINGB	No	n/a	n/a	EPA 1989	0.05	7	0.5	0	unknown	ShapiroWilk
Carbon disulfide (ug/l)	TSP-1	No	n/a	n/a	EPA 1989	0.05	9	0.5	0	unknown	ShapiroWilk
Carbon disulfide (ug/l)	TSP-2	No	n/a	n/a	EPA 1989	0.05	10	0.5	0	unknown	ShapiroWilk
Carbon disulfide (ug/l)	TSP-3	No	n/a	n/a	EPA 1989	0.05	7	0.5	0	unknown	ShapiroWilk
Carbon tetrachloride (ug/l)	MW-4	No	n/a	n/a	EPA 1989	0.05	41	0.4146	0.1542	unknown	ShapiroWilk
Carbon tetrachloride (ug/l)	CAO-1	No	n/a	n/a	EPA 1989	0.05	27	0.4722	0.08006	unknown	ShapiroWilk
Carbon tetrachloride (ug/l)	CAO-2	No	n/a	n/a	EPA 1989	0.05	27	0.4722	0.08006	unknown	ShapiroWilk
Carbon tetrachloride (ug/l)	CAO-3	No	n/a	n/a	EPA 1989	0.05	27	0.4722	0.08006	unknown	ShapiroWilk
Carbon tetrachloride (ug/l)	MW-1	No	n/a	n/a	EPA 1989	0.05	41	0.4146	0.1542	unknown	ShapiroWilk
Carbon tetrachloride (ug/l)	MW-2	No	n/a	n/a	EPA 1989	0.05	41	0.4146	0.1542	unknown	ShapiroWilk
Carbon tetrachloride (ug/l)	MW-3	No	n/a	n/a	EPA 1989	0.05	41	0.4146	0.1542	unknown	ShapiroWilk
Carbon tetrachloride (ug/l)	MW-5	No	n/a	n/a	EPA 1989	0.05	41	0.4146	0.1542	unknown	ShapiroWilk
Carbon tetrachloride (ug/l)	MW-509D	No	n/a	n/a	EPA 1989	0.05	24	0.5	0	unknown	ShapiroWilk
Carbon tetrachloride (ug/l)	MW-577	No	n/a	n/a	EPA 1989	0.05	22	0.5	0	unknown	ShapiroWilk
Carbon tetrachloride (ug/l)	MW-6	No	n/a	n/a	EPA 1989	0.05	41	0.4146	0.1542	unknown	ShapiroWilk
Carbon tetrachloride (ug/l)	MW-633D	No	n/a	n/a	EPA 1989	0.05	24	0.5	0	unknown	ShapiroWilk
Carbon tetrachloride (ug/l)	MW-689D	No	n/a	n/a	EPA 1989	0.05	22	0.5	0	unknown	ShapiroWilk
Carbon tetrachloride (ug/l)	MW-7	No	n/a	n/a	EPA 1989	0.05	41	0.4146	0.1542	unknown	ShapiroWilk
Carbon tetrachloride (ug/l)	NAB-1	No	n/a	n/a	EPA 1989	0.05	24	0.5	0	unknown	ShapiroWilk
Carbon tetrachloride (ug/l)	NAB-2	No	n/a	n/a	EPA 1989	0.05	24	0.5	0	unknown	ShapiroWilk
Carbon tetrachloride (ug/l)	NAB-3	No	n/a	n/a	EPA 1989	0.05	24	0.5	0	unknown	ShapiroWilk
Carbon tetrachloride (ug/l)	NAB-4	No	n/a	n/a	EPA 1989	0.05	23	0.5	0	unknown	ShapiroWilk
Carbon tetrachloride (ug/l)	NAB-7	No	n/a	n/a	EPA 1989	0.05	24	0.5	0	unknown	ShapiroWilk
Carbon tetrachloride (ug/l)	NAB-8	No	n/a	n/a	EPA 1989	0.05	17	0.5	0	unknown	ShapiroWilk
Carbon tetrachloride (ug/l)	SP-7	No	n/a	n/a	EPA 1989	0.05	13	0.5	0	unknown	ShapiroWilk
Carbon tetrachloride (ug/l)	SPRINGA	No	n/a	n/a	EPA 1989	0.05	20	0.5	0	unknown	ShapiroWilk
Carbon tetrachloride (ug/l)	SPRINGB	No	n/a	n/a	EPA 1989	0.05	7	0.5	0	unknown	ShapiroWilk
Carbon tetrachloride (ug/l)	TSP-1	No	n/a	n/a	EPA 1989	0.05	9	0.5	0	unknown	ShapiroWilk
Carbon tetrachloride (ug/l)	TSP-2	No	n/a	n/a	EPA 1989	0.05	10	0.5	0	unknown	ShapiroWilk
Carbon tetrachloride (ug/l)	TSP-3	No	n/a	n/a	EPA 1989	0.05	7	0.5	0	unknown	ShapiroWilk
Chloride (mg/l)	MW-4	No	n/a	n/a	EPA 1989	0.05	40	4.255	1.599	unknown	ShapiroWilk
Chloride (mg/l)	CAO-1	Yes	2.7,3	8/25/2007...	EPA 1989	0.05	26	32.08	17.82	ln(x)	ShapiroWilk
Chloride (mg/l)	CAO-2	No	n/a	n/a	EPA 1989	0.05	26	17.66	5.434	unknown	ShapiroWilk
Chloride (mg/l)	CAO-3	Yes	25	10/11/2005	EPA 1989	0.05	26	6.031	4.906	ln(x)	ShapiroWilk
Chloride (mg/l)	MW-1	No	n/a	n/a	EPA 1989	0.05	40	12.44	18.04	unknown	ShapiroWilk
Chloride (mg/l)	MW-2	No	n/a	n/a	EPA 1989	0.05	40	6.905	3.86	unknown	ShapiroWilk
Chloride (mg/l)	MW-3	No	n/a	n/a	EPA 1989	0.05	40	7.35	2.833	ln(x)	ShapiroWilk
Chloride (mg/l)	MW-5	No	n/a	n/a	EPA 1989	0.05	40	4.035	0.8485	normal	ShapiroWilk
Chloride (mg/l)	MW-509D	No	n/a	n/a	EPA 1989	0.05	23	3.935	1.282	ln(x)	ShapiroWilk
Chloride (mg/l)	MW-577	Yes	6.3,5.1	4/29/2008...	EPA 1989	0.05	21	1.962	1.302	ln(x)	ShapiroWilk
Chloride (mg/l)	MW-6	No	n/a	n/a	EPA 1989	0.05	40	6.935	1.729	normal	ShapiroWilk
Chloride (mg/l)	MW-633D	No	n/a	n/a	EPA 1989	0.05	23	5.478	0.6266	normal	ShapiroWilk

Outlier Analysis

Facility: NABORS Client: SCS Engineers Data File: NABORS flat 1-15-2015 flat Printed 1/15/2015, 3:34 PM

Constituent	Well	Outlier	Value(s)	Date(s)	Method	Alpha	N	Mean	Std. Dev.	Distribution	Normality Test
Chloride (mg/l)	MW-689D	No	n/a	n/a	EPA 1989	0.05	21	2.971	1.406	ln(x)	ShapiroWilk
Chloride (mg/l)	MW-7	No	n/a	n/a	EPA 1989	0.05	40	4.119	2.317	unknown	ShapiroWilk
Chloride (mg/l)	NAB-1	No	n/a	n/a	EPA 1989	0.05	23	3.213	0.9938	normal	ShapiroWilk
Chloride (mg/l)	NAB-2	No	n/a	n/a	EPA 1989	0.05	23	2.409	0.546	normal	ShapiroWilk
Chloride (mg/l)	NAB-3	No	n/a	n/a	EPA 1989	0.05	23	3.135	0.9461	normal	ShapiroWilk
Chloride (mg/l)	NAB-4	No	n/a	n/a	EPA 1989	0.05	22	3.855	0.6069	normal	ShapiroWilk
Chloride (mg/l)	NAB-7	No	n/a	n/a	EPA 1989	0.05	23	2.296	0.7157	ln(x)	ShapiroWilk
Chloride (mg/l)	NAB-8	No	n/a	n/a	EPA 1989	0.05	16	1.75	0.2966	normal	ShapiroWilk
Chloride (mg/l)	SP-7	No	n/a	n/a	EPA 1989	0.05	12	7.867	4.44	normal	ShapiroWilk
Chloride (mg/l)	SPRINGA	No	n/a	n/a	EPA 1989	0.05	20	3.14	1.177	normal	ShapiroWilk
Chloride (mg/l)	SPRINGB	No	n/a	n/a	EPA 1989	0.05	7	24.1	27.22	ln(x)	ShapiroWilk
Chloride (mg/l)	TSP-1	No	n/a	n/a	EPA 1989	0.05	10	5.01	1.323	normal	ShapiroWilk
Chloride (mg/l)	TSP-2	Yes	14	9/19/2012	EPA 1989	0.05	10	5.79	3.172	normal	ShapiroWilk
Chloride (mg/l)	TSP-3	No	n/a	n/a	EPA 1989	0.05	6	4.717	1.07	normal	ShapiroWilk
Chlorobenzene (ug/l)	MW-4	No	n/a	n/a	EPA 1989	0.05	41	0.378	0.2569	unknown	ShapiroWilk
Chlorobenzene (ug/l)	CAO-1	No	n/a	n/a	EPA 1989	0.05	27	0.6802	0.3416	unknown	ShapiroWilk
Chlorobenzene (ug/l)	CAO-2	No	n/a	n/a	EPA 1989	0.05	27	0.4583	0.1201	unknown	ShapiroWilk
Chlorobenzene (ug/l)	CAO-3	No	n/a	n/a	EPA 1989	0.05	27	0.4583	0.1201	unknown	ShapiroWilk
Chlorobenzene (ug/l)	MW-1	No	n/a	n/a	EPA 1989	0.05	41	0.389	0.2715	unknown	ShapiroWilk
Chlorobenzene (ug/l)	MW-2	No	n/a	n/a	EPA 1989	0.05	41	0.378	0.2569	unknown	ShapiroWilk
Chlorobenzene (ug/l)	MW-3	No	n/a	n/a	EPA 1989	0.05	41	0.378	0.2569	unknown	ShapiroWilk
Chlorobenzene (ug/l)	MW-5	No	n/a	n/a	EPA 1989	0.05	41	0.378	0.2569	unknown	ShapiroWilk
Chlorobenzene (ug/l)	MW-509D	No	n/a	n/a	EPA 1989	0.05	24	0.5	0	unknown	ShapiroWilk
Chlorobenzene (ug/l)	MW-577	No	n/a	n/a	EPA 1989	0.05	22	0.5	0	unknown	ShapiroWilk
Chlorobenzene (ug/l)	MW-6	No	n/a	n/a	EPA 1989	0.05	41	0.378	0.2569	unknown	ShapiroWilk
Chlorobenzene (ug/l)	MW-633D	No	n/a	n/a	EPA 1989	0.05	24	0.5	0	unknown	ShapiroWilk
Chlorobenzene (ug/l)	MW-689D	No	n/a	n/a	EPA 1989	0.05	22	0.5	0	unknown	ShapiroWilk
Chlorobenzene (ug/l)	MW-7	No	n/a	n/a	EPA 1989	0.05	41	0.378	0.2569	unknown	ShapiroWilk
Chlorobenzene (ug/l)	NAB-1	No	n/a	n/a	EPA 1989	0.05	24	0.5	0	unknown	ShapiroWilk
Chlorobenzene (ug/l)	NAB-2	No	n/a	n/a	EPA 1989	0.05	24	0.5	0	unknown	ShapiroWilk
Chlorobenzene (ug/l)	NAB-3	No	n/a	n/a	EPA 1989	0.05	24	0.5	0	unknown	ShapiroWilk
Chlorobenzene (ug/l)	NAB-4	No	n/a	n/a	EPA 1989	0.05	23	0.5	0	unknown	ShapiroWilk
Chlorobenzene (ug/l)	NAB-7	No	n/a	n/a	EPA 1989	0.05	24	0.5	0	unknown	ShapiroWilk
Chlorobenzene (ug/l)	NAB-8	No	n/a	n/a	EPA 1989	0.05	17	0.5	0	unknown	ShapiroWilk
Chlorobenzene (ug/l)	SP-7	No	n/a	n/a	EPA 1989	0.05	13	0.5	0	unknown	ShapiroWilk
Chlorobenzene (ug/l)	SPRINGA	No	n/a	n/a	EPA 1989	0.05	20	0.5	0	unknown	ShapiroWilk
Chlorobenzene (ug/l)	SPRINGB	No	n/a	n/a	EPA 1989	0.05	7	0.5	0	unknown	ShapiroWilk
Chlorobenzene (ug/l)	TSP-1	No	n/a	n/a	EPA 1989	0.05	9	0.5	0	unknown	ShapiroWilk
Chlorobenzene (ug/l)	TSP-2	No	n/a	n/a	EPA 1989	0.05	10	0.5	0	unknown	ShapiroWilk
Chlorobenzene (ug/l)	TSP-3	No	n/a	n/a	EPA 1989	0.05	7	0.5	0	unknown	ShapiroWilk
Chloroethane (ug/l)	MW-4	No	n/a	n/a	EPA 1989	0.05	41	1.488	1.143	unknown	ShapiroWilk
Chloroethane (ug/l)	CAO-1	No	n/a	n/a	EPA 1989	0.05	27	8.793	8.019	unknown	ShapiroWilk
Chloroethane (ug/l)	CAO-2	No	n/a	n/a	EPA 1989	0.05	27	1.833	0.9608	unknown	ShapiroWilk
Chloroethane (ug/l)	CAO-3	No	n/a	n/a	EPA 1989	0.05	27	1.833	0.9608	unknown	ShapiroWilk
Chloroethane (ug/l)	MW-1	No	n/a	n/a	EPA 1989	0.05	41	1.81	1.407	unknown	ShapiroWilk
Chloroethane (ug/l)	MW-2	No	n/a	n/a	EPA 1989	0.05	41	1.425	1.122	unknown	ShapiroWilk
Chloroethane (ug/l)	MW-3	No	n/a	n/a	EPA 1989	0.05	41	1.488	1.143	unknown	ShapiroWilk
Chloroethane (ug/l)	MW-5	No	n/a	n/a	EPA 1989	0.05	41	1.488	1.143	unknown	ShapiroWilk
Chloroethane (ug/l)	MW-509D	No	n/a	n/a	EPA 1989	0.05	24	2	0.8847	unknown	ShapiroWilk
Chloroethane (ug/l)	MW-577	No	n/a	n/a	EPA 1989	0.05	22	2.136	0.7895	unknown	ShapiroWilk

Outlier Analysis

Facility: NABORS Client: SCS Engineers Data File: NABORS flat 1-15-2015 flat Printed 1/15/2015, 3:34 PM

Constituent	Well	Outlier	Value(s)	Date(s)	Method	Alpha	N	Mean	Std. Dev.	Distribution	Normality Test
Chloroethane (ug/l)	MW-6	No	n/a	n/a	EPA 1989	0.05	41	1.488	1.143	unknown	ShapiroWilk
Chromium (mg/l)	MW-689D	No	n/a	n/a	EPA 1989	0.05	22	0.007241	0.005654	unknown	ShapiroWilk
Chromium (mg/l)	MW-7	No	n/a	n/a	EPA 1989	0.05	41	0.004664	0.001212	unknown	ShapiroWilk
Chromium (mg/l)	NAB-1	No	n/a	n/a	EPA 1989	0.05	24	0.00465	0.001095	unknown	ShapiroWilk
Chromium (mg/l)	NAB-2	No	n/a	n/a	EPA 1989	0.05	24	0.005079	0.001387	unknown	ShapiroWilk
Chromium (mg/l)	NAB-3	No	n/a	n/a	EPA 1989	0.05	24	0.004979	0.001576	unknown	ShapiroWilk
Chromium (mg/l)	NAB-4	No	n/a	n/a	EPA 1989	0.05	23	0.008361	0.01608	unknown	ShapiroWilk
Chromium (mg/l)	NAB-7	No	n/a	n/a	EPA 1989	0.05	24	0.004887	0.0005511	unknown	ShapiroWilk
Chromium (mg/l)	NAB-8	No	n/a	n/a	EPA 1989	0.05	17	0.0103	0.01542	unknown	ShapiroWilk
Chromium (mg/l)	SP-7	No	n/a	n/a	EPA 1989	0.05	13	0.005	0	unknown	ShapiroWilk
Chromium (mg/l)	SPRINGA	No	n/a	n/a	EPA 1989	0.05	20	0.005	0	unknown	ShapiroWilk
Chromium (mg/l)	SPRINGB	No	n/a	n/a	EPA 1989	0.05	7	0.004786	0.0005669	unknown	ShapiroWilk
Chromium (mg/l)	TSP-1	No	n/a	n/a	EPA 1989	0.05	10	0.00468	0.001012	unknown	ShapiroWilk
Chromium (mg/l)	TSP-2	No	n/a	n/a	EPA 1989	0.05	10	0.00488	0.001303	unknown	ShapiroWilk
Chromium (mg/l)	TSP-3	No	n/a	n/a	EPA 1989	0.05	7	0.004657	0.0009071	unknown	ShapiroWilk
cis-1,2-Dichloroethene (ug/l)	MW-4	No	n/a	n/a	EPA 1989	0.05	41	0.5061	0.08817	unknown	ShapiroWilk
cis-1,2-Dichloroethene (ug/l)	CAO-1	No	n/a	n/a	EPA 1989	0.05	27	6.206	4.611	unknown	ShapiroWilk
cis-1,2-Dichloroethene (ug/l)	CAO-2	No	n/a	n/a	EPA 1989	0.05	27	0.4722	0.08006	unknown	ShapiroWilk
cis-1,2-Dichloroethene (ug/l)	CAO-3	No	n/a	n/a	EPA 1989	0.05	27	0.4722	0.08006	unknown	ShapiroWilk
cis-1,2-Dichloroethene (ug/l)	MW-1	No	n/a	n/a	EPA 1989	0.05	41	3.179	2.928	unknown	ShapiroWilk
cis-1,2-Dichloroethene (ug/l)	MW-2	No	n/a	n/a	EPA 1989	0.05	41	0.5061	0.08817	unknown	ShapiroWilk
cis-1,2-Dichloroethene (ug/l)	MW-3	No	n/a	n/a	EPA 1989	0.05	41	0.5061	0.08817	unknown	ShapiroWilk
cis-1,2-Dichloroethene (ug/l)	MW-5	No	n/a	n/a	EPA 1989	0.05	41	0.5061	0.08817	unknown	ShapiroWilk
cis-1,2-Dichloroethene (ug/l)	MW-509D	No	n/a	n/a	EPA 1989	0.05	24	0.5	0	unknown	ShapiroWilk
cis-1,2-Dichloroethene (ug/l)	MW-577	No	n/a	n/a	EPA 1989	0.05	22	0.5	0	unknown	ShapiroWilk
cis-1,2-Dichloroethene (ug/l)	MW-6	No	n/a	n/a	EPA 1989	0.05	41	0.5061	0.08817	unknown	ShapiroWilk
cis-1,2-Dichloroethene (ug/l)	MW-633D	No	n/a	n/a	EPA 1989	0.05	24	0.4975	0.01225	unknown	ShapiroWilk
Cobalt (mg/l)	MW-7	No	n/a	n/a	EPA 1989	0.05	41	0.008732	0.007683	unknown	ShapiroWilk
Cobalt (mg/l)	NAB-1	No	n/a	n/a	EPA 1989	0.05	24	0.004808	0.000673	unknown	ShapiroWilk
Cobalt (mg/l)	NAB-2	No	n/a	n/a	EPA 1989	0.05	24	0.004887	0.0005511	unknown	ShapiroWilk
Cobalt (mg/l)	NAB-3	No	n/a	n/a	EPA 1989	0.05	24	0.004746	0.0007477	unknown	ShapiroWilk
Cobalt (mg/l)	NAB-4	No	n/a	n/a	EPA 1989	0.05	23	0.004748	0.000836	unknown	ShapiroWilk
Cobalt (mg/l)	NAB-7	No	n/a	n/a	EPA 1989	0.05	24	0.005917	0.006487	unknown	ShapiroWilk
Cobalt (mg/l)	NAB-8	No	n/a	n/a	EPA 1989	0.05	17	0.005882	0.003638	unknown	ShapiroWilk
Cobalt (mg/l)	SP-7	No	n/a	n/a	EPA 1989	0.05	13	0.0046	0.001007	unknown	ShapiroWilk
Cobalt (mg/l)	SPRINGA	No	n/a	n/a	EPA 1989	0.05	20	0.005	0	unknown	ShapiroWilk
Cobalt (mg/l)	SPRINGB	No	n/a	n/a	EPA 1989	0.05	7	0.005757	0.003302	unknown	ShapiroWilk
Cobalt (mg/l)	TSP-1	No	n/a	n/a	EPA 1989	0.05	10	0.00471	0.0009171	unknown	ShapiroWilk
Cobalt (mg/l)	TSP-2	No	n/a	n/a	EPA 1989	0.05	10	0.00486	0.0007975	normal	ShapiroWilk
Cobalt (mg/l)	TSP-3	No	n/a	n/a	EPA 1989	0.05	7	0.004829	0.0004536	unknown	ShapiroWilk
Copper (mg/l)	MW-4	No	n/a	n/a	EPA 1989	0.05	41	0.003838	0.003641	unknown	ShapiroWilk
Copper (mg/l)	CAO-1	No	n/a	n/a	EPA 1989	0.05	27	0.005016	0.004139	unknown	ShapiroWilk
Copper (mg/l)	CAO-2	No	n/a	n/a	EPA 1989	0.05	27	0.005594	0.006387	unknown	ShapiroWilk
Copper (mg/l)	CAO-3	No	n/a	n/a	EPA 1989	0.05	27	0.00487	0.004234	unknown	ShapiroWilk
Copper (mg/l)	MW-1	No	n/a	n/a	EPA 1989	0.05	41	0.003856	0.003675	unknown	ShapiroWilk
Copper (mg/l)	MW-2	No	n/a	n/a	EPA 1989	0.05	41	0.003903	0.003489	unknown	ShapiroWilk
Copper (mg/l)	MW-3	No	n/a	n/a	EPA 1989	0.05	41	0.003824	0.003654	unknown	ShapiroWilk
Copper (mg/l)	MW-5	No	n/a	n/a	EPA 1989	0.05	41	0.00382	0.003655	unknown	ShapiroWilk
Copper (mg/l)	MW-509D	No	n/a	n/a	EPA 1989	0.05	24	0.01116	0.01187	unknown	ShapiroWilk
Copper (mg/l)	MW-577	No	n/a	n/a	EPA 1989	0.05	22	0.004666	0.00445	unknown	ShapiroWilk

Outlier Analysis

Facility: NABORS Client: SCS Engineers Data File: NABORS flat 1-15-2015 flat Printed 1/15/2015, 3:34 PM

Constituent	Well	Outlier	Value(s)	Date(s)	Method	Alpha	N	Mean	Std. Dev.	Distribution	Normality Test
Copper (mg/l)	MW-6	No	n/a	n/a	EPA 1989	0.05	41	0.003949	0.003597	unknown	ShapiroWilk
Copper (mg/l)	MW-633D	No	n/a	n/a	EPA 1989	0.05	24	0.004795	0.004529	unknown	ShapiroWilk
Copper (mg/l)	MW-689D	No	n/a	n/a	EPA 1989	0.05	22	0.007214	0.006695	unknown	ShapiroWilk
Copper (mg/l)	MW-7	No	n/a	n/a	EPA 1989	0.05	41	0.003713	0.003507	unknown	ShapiroWilk
Cyanide (mg/l)	NAB-3	No	n/a	n/a	EPA 1989	0.05	10	0.0025	0	unknown	ShapiroWilk
Cyanide (mg/l)	NAB-4	No	n/a	n/a	EPA 1989	0.05	10	0.00292	0.001328	unknown	ShapiroWilk
Cyanide (mg/l)	NAB-7	No	n/a	n/a	EPA 1989	0.05	10	0.0025	0	unknown	ShapiroWilk
Cyanide (mg/l)	NAB-8	No	n/a	n/a	EPA 1989	0.05	8	0.0025	0	unknown	ShapiroWilk
Cyanide (mg/l)	SP-7	No	n/a	n/a	EPA 1989	0.05	7	0.0025	0	unknown	ShapiroWilk
Cyanide (mg/l)	SPRINGA	No	n/a	n/a	EPA 1989	0.05	8	0.003937	0.004066	unknown	ShapiroWilk
Cyanide (mg/l)	TSP-2	No	n/a	n/a	EPA 1989	0.05	7	0.003314	0.002154	unknown	ShapiroWilk
Dissolved Solids (mg/l)	MW-4	Yes	421	10/29/2003	EPA 1989	0.05	41	324.7	26.63	normal	ShapiroWilk
Dissolved Solids (mg/l)	CAO-1	Yes	120	2/20/2009	EPA 1989	0.05	27	632	155	normal	ShapiroWilk
Dissolved Solids (mg/l)	CAO-2	Yes	770	2/7/2007	EPA 1989	0.05	27	433.2	76.63	normal	ShapiroWilk
Dissolved Solids (mg/l)	CAO-3	No	n/a	n/a	EPA 1989	0.05	27	376	93.36	unknown	ShapiroWilk
Dissolved Solids (mg/l)	MW-1	No	n/a	n/a	EPA 1989	0.05	41	569.8	173.9	unknown	ShapiroWilk
Dissolved Solids (mg/l)	MW-2	Yes	210,220,250	6/17/2010...	EPA 1989	0.05	41	342.8	46.65	normal	ShapiroWilk
Dissolved Solids (mg/l)	MW-3	Yes	787,252	10/29/200...	EPA 1989	0.05	41	451	89.29	normal	ShapiroWilk
Dissolved Solids (mg/l)	MW-5	No	n/a	n/a	EPA 1989	0.05	41	365.4	28.41	unknown	ShapiroWilk
Dissolved Solids (mg/l)	MW-509D	No	n/a	n/a	EPA 1989	0.05	24	357.1	61.89	ln(x)	ShapiroWilk
Dissolved Solids (mg/l)	MW-577	No	n/a	n/a	EPA 1989	0.05	22	468.6	26.24	normal	ShapiroWilk
Dissolved Solids (mg/l)	MW-6	Yes	330,340	11/18/200...	EPA 1989	0.05	41	395	19.88	ln(x)	ShapiroWilk
Dissolved Solids (mg/l)	MW-633D	No	n/a	n/a	EPA 1989	0.05	24	400.4	20.95	normal	ShapiroWilk
Dissolved Solids (mg/l)	MW-689D	Yes	180,200,220	2/7/2007,...	EPA 1989	0.05	22	348.6	72.26	normal	ShapiroWilk
Dissolved Solids (mg/l)	MW-7	No	n/a	n/a	EPA 1989	0.05	41	324.5	27.35	normal	ShapiroWilk
Dissolved Solids (mg/l)	NAB-1	No	n/a	n/a	EPA 1989	0.05	24	391.3	28.64	normal	ShapiroWilk
Dissolved Solids (mg/l)	NAB-2	Yes	470,440	9/7/2006,...	EPA 1989	0.05	24	382.5	28.32	normal	ShapiroWilk
Dissolved Solids (mg/l)	NAB-3	Yes	250	7/25/2006	EPA 1989	0.05	24	380.8	50.47	normal	ShapiroWilk
Dissolved Solids (mg/l)	NAB-4	No	n/a	n/a	EPA 1989	0.05	23	405.2	40.44	normal	ShapiroWilk
Dissolved Solids (mg/l)	NAB-7	No	n/a	n/a	EPA 1989	0.05	24	349.6	22.55	unknown	ShapiroWilk
Ethylbenzene (ug/l)	SP-7	No	n/a	n/a	EPA 1989	0.05	13	0.5	0	unknown	ShapiroWilk
Ethylbenzene (ug/l)	SPRINGA	No	n/a	n/a	EPA 1989	0.05	20	0.5	0	unknown	ShapiroWilk
Ethylbenzene (ug/l)	SPRINGB	No	n/a	n/a	EPA 1989	0.05	7	0.5	0	unknown	ShapiroWilk
Ethylbenzene (ug/l)	TSP-1	No	n/a	n/a	EPA 1989	0.05	9	0.5	0	unknown	ShapiroWilk
Ethylbenzene (ug/l)	TSP-2	No	n/a	n/a	EPA 1989	0.05	10	0.5	0	unknown	ShapiroWilk
Ethylbenzene (ug/l)	TSP-3	No	n/a	n/a	EPA 1989	0.05	7	0.5	0	unknown	ShapiroWilk
Iron (mg/l)	MW-4	No	n/a	n/a	EPA 1989	0.05	41	0.07785	0.1548	unknown	ShapiroWilk
Iron (mg/l)	CAO-1	Yes	1,4.5	2/20/2009...	EPA 1989	0.05	27	24.11	10.18	normal	ShapiroWilk
Iron (mg/l)	CAO-2	No	n/a	n/a	EPA 1989	0.05	27	3.43	9.124	unknown	ShapiroWilk
Iron (mg/l)	CAO-3	No	n/a	n/a	EPA 1989	0.05	27	0.7228	1.259	unknown	ShapiroWilk
Iron (mg/l)	MW-1	No	n/a	n/a	EPA 1989	0.05	41	0.5338	1.22	unknown	ShapiroWilk
Iron (mg/l)	MW-2	No	n/a	n/a	EPA 1989	0.05	41	0.06112	0.07525	unknown	ShapiroWilk
Iron (mg/l)	MW-3	No	n/a	n/a	EPA 1989	0.05	41	0.08561	0.1419	unknown	ShapiroWilk
Iron (mg/l)	MW-5	No	n/a	n/a	EPA 1989	0.05	41	0.05212	0.05124	unknown	ShapiroWilk
Iron (mg/l)	MW-509D	No	n/a	n/a	EPA 1989	0.05	24	5.753	9.563	unknown	ShapiroWilk
Iron (mg/l)	MW-577	No	n/a	n/a	EPA 1989	0.05	22	0.5673	0.8264	ln(x)	ShapiroWilk
Iron (mg/l)	MW-6	No	n/a	n/a	EPA 1989	0.05	41	0.04593	0.03512	unknown	ShapiroWilk
Iron (mg/l)	MW-633D	No	n/a	n/a	EPA 1989	0.05	24	0.31	0.4339	unknown	ShapiroWilk
Iron (mg/l)	MW-689D	No	n/a	n/a	EPA 1989	0.05	22	3.336	5.788	unknown	ShapiroWilk
Iron (mg/l)	MW-7	No	n/a	n/a	EPA 1989	0.05	41	0.1089	0.1183	unknown	ShapiroWilk

Outlier Analysis

Facility: NABORS Client: SCS Engineers Data File: NABORS flat 1-15-2015 flat Printed 1/15/2015, 3:34 PM

Constituent	Well	Outlier	Value(s)	Date(s)	Method	Alpha	N	Mean	Std. Dev.	Distribution	Normality Test
Iron (mg/l)	NAB-1	No	n/a	n/a	EPA 1989	0.05	24	0.3978	0.5736	unknown	ShapiroWilk
Iron (mg/l)	NAB-2	No	n/a	n/a	EPA 1989	0.05	24	0.4163	0.6101	unknown	ShapiroWilk
Iron (mg/l)	NAB-3	No	n/a	n/a	EPA 1989	0.05	24	0.2571	0.3918	unknown	ShapiroWilk
Iron (mg/l)	NAB-4	No	n/a	n/a	EPA 1989	0.05	23	0.3485	0.4099	unknown	ShapiroWilk
Iron (mg/l)	NAB-7	No	n/a	n/a	EPA 1989	0.05	24	0.9016	2.113	unknown	ShapiroWilk
Iron (mg/l)	NAB-8	No	n/a	n/a	EPA 1989	0.05	17	3.286	11.54	unknown	ShapiroWilk
Iron (mg/l)	SP-7	No	n/a	n/a	EPA 1989	0.05	13	2.994	1.828	normal	ShapiroWilk
Iron (mg/l)	SPRINGA	No	n/a	n/a	EPA 1989	0.05	20	0.6204	0.8881	ln(x)	ShapiroWilk
Lead (mg/l)	TSP-2	No	n/a	n/a	EPA 1989	0.05	10	0.009931	0.01179	ln(x)	ShapiroWilk
Lead (mg/l)	TSP-3	No	n/a	n/a	EPA 1989	0.05	7	0.001721	0.001942	ln(x)	ShapiroWilk
Manganese (mg/l)	MW-4	No	n/a	n/a	EPA 1989	0.05	41	0.01263	0.009797	unknown	ShapiroWilk
Manganese (mg/l)	CAO-1	No	n/a	n/a	EPA 1989	0.05	27	6.434	3.087	normal	ShapiroWilk
Manganese (mg/l)	CAO-2	Yes	11	2/7/2007	EPA 1989	0.05	27	0.7197	2.151	ln(x)	ShapiroWilk
Manganese (mg/l)	CAO-3	No	n/a	n/a	EPA 1989	0.05	27	0.03101	0.04038	unknown	ShapiroWilk
Manganese (mg/l)	MW-1	No	n/a	n/a	EPA 1989	0.05	41	0.2871	0.4193	unknown	ShapiroWilk
Manganese (mg/l)	MW-2	No	n/a	n/a	EPA 1989	0.05	41	0.01335	0.009615	unknown	ShapiroWilk
Manganese (mg/l)	MW-3	No	n/a	n/a	EPA 1989	0.05	41	0.02141	0.02366	unknown	ShapiroWilk
Manganese (mg/l)	MW-5	No	n/a	n/a	EPA 1989	0.05	41	0.01259	0.009833	unknown	ShapiroWilk
Manganese (mg/l)	MW-509D	No	n/a	n/a	EPA 1989	0.05	24	0.1667	0.2889	unknown	ShapiroWilk
Manganese (mg/l)	MW-577	No	n/a	n/a	EPA 1989	0.05	22	0.01149	0.01322	unknown	ShapiroWilk
Manganese (mg/l)	MW-6	No	n/a	n/a	EPA 1989	0.05	41	0.01256	0.009854	unknown	ShapiroWilk
Manganese (mg/l)	MW-633D	No	n/a	n/a	EPA 1989	0.05	24	0.01622	0.01959	unknown	ShapiroWilk
Manganese (mg/l)	MW-689D	No	n/a	n/a	EPA 1989	0.05	22	0.03977	0.06336	unknown	ShapiroWilk
Manganese (mg/l)	MW-7	No	n/a	n/a	EPA 1989	0.05	41	0.2053	0.3227	unknown	ShapiroWilk
Manganese (mg/l)	NAB-1	No	n/a	n/a	EPA 1989	0.05	24	0.03142	0.02903	ln(x)	ShapiroWilk
Manganese (mg/l)	NAB-2	No	n/a	n/a	EPA 1989	0.05	24	0.01918	0.01312	ln(x)	ShapiroWilk
Manganese (mg/l)	NAB-3	No	n/a	n/a	EPA 1989	0.05	24	0.185	0.2999	unknown	ShapiroWilk
Manganese (mg/l)	NAB-4	No	n/a	n/a	EPA 1989	0.05	23	0.022	0.02106	ln(x)	ShapiroWilk
Manganese (mg/l)	NAB-7	No	n/a	n/a	EPA 1989	0.05	24	0.02064	0.04943	unknown	ShapiroWilk
Manganese (mg/l)	NAB-8	No	n/a	n/a	EPA 1989	0.05	17	0.05787	0.1735	unknown	ShapiroWilk
Manganese (mg/l)	SP-7	No	n/a	n/a	EPA 1989	0.05	13	0.7869	0.4135	ln(x)	ShapiroWilk
Manganese (mg/l)	SPRINGA	No	n/a	n/a	EPA 1989	0.05	20	0.09625	0.04928	ln(x)	ShapiroWilk
Manganese (mg/l)	SPRINGB	No	n/a	n/a	EPA 1989	0.05	7	0.6839	0.9703	ln(x)	ShapiroWilk
Manganese (mg/l)	TSP-1	No	n/a	n/a	EPA 1989	0.05	10	0.0487	0.04284	normal	ShapiroWilk
Manganese (mg/l)	TSP-2	Yes	0.012	1/31/2007	EPA 1989	0.05	10	1.263	1.177	ln(x)	ShapiroWilk
Mercury (mg/l)	TSP-3	No	n/a	n/a	EPA 1989	0.05	7	0.0001	0	unknown	ShapiroWilk
Methylene Chloride (ug/l)	MW-4	No	n/a	n/a	EPA 1989	0.05	41	1.593	1.164	unknown	ShapiroWilk
Methylene Chloride (ug/l)	CAO-1	No	n/a	n/a	EPA 1989	0.05	27	2.214	0.7157	unknown	ShapiroWilk
Methylene Chloride (ug/l)	CAO-2	No	n/a	n/a	EPA 1989	0.05	27	2.242	0.7446	unknown	ShapiroWilk
Methylene Chloride (ug/l)	CAO-3	No	n/a	n/a	EPA 1989	0.05	27	2.242	0.7446	unknown	ShapiroWilk
Methylene Chloride (ug/l)	MW-1	No	n/a	n/a	EPA 1989	0.05	41	1.405	1.14	unknown	ShapiroWilk
Methylene Chloride (ug/l)	MW-2	No	n/a	n/a	EPA 1989	0.05	41	1.554	1.16	unknown	ShapiroWilk
Methylene Chloride (ug/l)	MW-3	No	n/a	n/a	EPA 1989	0.05	41	1.593	1.164	unknown	ShapiroWilk
Methylene Chloride (ug/l)	MW-5	No	n/a	n/a	EPA 1989	0.05	41	1.593	1.164	unknown	ShapiroWilk
Methylene Chloride (ug/l)	MW-509D	No	n/a	n/a	EPA 1989	0.05	24	2.5	0	unknown	ShapiroWilk
Methylene Chloride (ug/l)	MW-577	No	n/a	n/a	EPA 1989	0.05	22	2.5	0	unknown	ShapiroWilk
Methylene Chloride (ug/l)	MW-6	No	n/a	n/a	EPA 1989	0.05	41	1.593	1.164	unknown	ShapiroWilk
Methylene Chloride (ug/l)	MW-633D	No	n/a	n/a	EPA 1989	0.05	24	2.432	0.3327	unknown	ShapiroWilk
Methylene Chloride (ug/l)	MW-689D	No	n/a	n/a	EPA 1989	0.05	22	2.5	0	unknown	ShapiroWilk
Methylene Chloride (ug/l)	MW-7	No	n/a	n/a	EPA 1989	0.05	41	1.593	1.164	unknown	ShapiroWilk

Outlier Analysis

Facility: NABORS Client: SCS Engineers Data File: NABORS flat 1-15-2015 flat Printed 1/15/2015, 3:34 PM

Constituent	Well	Outlier	Value(s)	Date(s)	Method	Alpha	N	Mean	Std. Dev.	Distribution	Normality Test
Methylene Chloride (ug/l)	NAB-1	No	n/a	n/a	EPA 1989	0.05	24	2.5	0	unknown	ShapiroWilk
Methylene Chloride (ug/l)	NAB-2	No	n/a	n/a	EPA 1989	0.05	24	2.5	0	unknown	ShapiroWilk
Methylene Chloride (ug/l)	NAB-3	No	n/a	n/a	EPA 1989	0.05	24	2.5	0	unknown	ShapiroWilk
Methylene Chloride (ug/l)	NAB-4	No	n/a	n/a	EPA 1989	0.05	23	2.433	0.3232	unknown	ShapiroWilk
Methylene Chloride (ug/l)	NAB-7	No	n/a	n/a	EPA 1989	0.05	24	2.5	0	unknown	ShapiroWilk
Methylene Chloride (ug/l)	NAB-8	No	n/a	n/a	EPA 1989	0.05	17	2.5	0	unknown	ShapiroWilk
Methylene Chloride (ug/l)	SP-7	No	n/a	n/a	EPA 1989	0.05	13	2.5	0	unknown	ShapiroWilk
Methylene Chloride (ug/l)	SPRINGA	No	n/a	n/a	EPA 1989	0.05	20	2.5	0	unknown	ShapiroWilk
Methylene Chloride (ug/l)	SPRINGB	No	n/a	n/a	EPA 1989	0.05	7	2.5	0	unknown	ShapiroWilk
Methylene Chloride (ug/l)	TSP-1	No	n/a	n/a	EPA 1989	0.05	9	2.5	0	unknown	ShapiroWilk
Methylene Chloride (ug/l)	TSP-2	No	n/a	n/a	EPA 1989	0.05	10	2.5	0	unknown	ShapiroWilk
Methylene Chloride (ug/l)	TSP-3	No	n/a	n/a	EPA 1989	0.05	7	2.5	0	unknown	ShapiroWilk
pH (S.U.)	CAO-1	No	n/a	n/a	EPA 1989	0.05	21	6.496	0.3702	normal	ShapiroWilk
pH (S.U.)	CAO-2	Yes	8.55	5/24/2007	EPA 1989	0.05	20	7.003	0.4947	normal	ShapiroWilk
pH (S.U.)	CAO-3	Yes	8.91,6	5/24/2007...	EPA 1989	0.05	21	7.08	0.5306	normal	ShapiroWilk
pH (S.U.)	MW-1	No	n/a	n/a	EPA 1989	0.05	36	6.861	0.3796	unknown	ShapiroWilk
pH (S.U.)	MW-2	Yes	10.2,10,9...	12/18/200...	EPA 1989	0.05	36	7.517	0.891	normal	ShapiroWilk
pH (S.U.)	MW-3	Yes	5.84	8/19/2009	EPA 1989	0.05	36	6.759	0.2756	normal	ShapiroWilk
pH (S.U.)	MW-5	Yes	6.13	8/19/2009	EPA 1989	0.05	36	7.1	0.2868	ln(x)	ShapiroWilk
pH (S.U.)	MW-509D	Yes	7.98	5/24/2007	EPA 1989	0.05	19	6.974	0.3716	normal	ShapiroWilk
pH (S.U.)	MW-577	Yes	8.2,6.27,...	5/24/2007...	EPA 1989	0.05	17	7.062	0.3859	normal	ShapiroWilk
pH (S.U.)	MW-6	Yes	6.19	8/19/2009	EPA 1989	0.05	36	7.027	0.2739	normal	ShapiroWilk
pH (S.U.)	MW-633D	Yes	12.84,6.14	5/24/2007...	EPA 1989	0.05	19	7.397	1.363	normal	ShapiroWilk
pH (S.U.)	MW-689D	No	n/a	n/a	EPA 1989	0.05	17	6.957	0.455	normal	ShapiroWilk
pH (S.U.)	MW-7	Yes	8.27,6.12	5/24/2007...	EPA 1989	0.05	36	7.079	0.3416	normal	ShapiroWilk
pH (S.U.)	NAB-1	Yes	5.56,6.11...	9/23/2010...	EPA 1989	0.05	19	7.032	0.5442	normal	ShapiroWilk
pH (S.U.)	NAB-2	Yes	8.36,6.13	5/24/2007...	EPA 1989	0.05	19	7.136	0.4338	normal	ShapiroWilk
pH (S.U.)	NAB-3	No	n/a	n/a	EPA 1989	0.05	19	6.988	0.5278	normal	ShapiroWilk
pH (S.U.)	NAB-4	No	n/a	n/a	EPA 1989	0.05	18	7.102	0.4437	unknown	ShapiroWilk
pH (S.U.)	NAB-7	Yes	6.14,8.18	8/27/2009...	EPA 1989	0.05	19	7.187	0.4322	normal	ShapiroWilk
pH (S.U.)	NAB-8	No	n/a	n/a	EPA 1989	0.05	13	7.281	0.4178	normal	ShapiroWilk
pH (S.U.)	SP-7	Yes	5.29,6.54	2/22/2008...	EPA 1989	0.05	7	7.317	1.052	normal	ShapiroWilk
pH (S.U.)	SPRINGA	No	n/a	n/a	EPA 1989	0.05	11	7.103	0.6061	normal	ShapiroWilk
pH (S.U.)	SPRINGB	Yes	4.67	2/22/2008	EPA 1989	0.05	5	6.996	1.302	normal	ShapiroWilk
pH (S.U.)	TSP-1	No	n/a	n/a	EPA 1989	0.05	7	7.677	0.197	normal	ShapiroWilk
pH (S.U.)	TSP-2	Yes	6.13	9/21/2010	EPA 1989	0.05	5	7.166	0.5884	normal	ShapiroWilk
pH (S.U.)	TSP-3	No	n/a	n/a	EPA 1989	0.05	5	7.326	0.4623	normal	ShapiroWilk
Selenium (mg/l)	MW-4	No	n/a	n/a	EPA 1989	0.05	41	0.005573	0.007068	unknown	ShapiroWilk
Chloroethane (ug/l)	MW-633D	No	n/a	n/a	EPA 1989	0.05	24	2	0.8847	unknown	ShapiroWilk
Chloroethane (ug/l)	MW-689D	No	n/a	n/a	EPA 1989	0.05	22	2.136	0.7895	unknown	ShapiroWilk
Chloroethane (ug/l)	MW-7	No	n/a	n/a	EPA 1989	0.05	41	1.488	1.143	unknown	ShapiroWilk
Chloroethane (ug/l)	NAB-1	No	n/a	n/a	EPA 1989	0.05	24	2	0.8847	unknown	ShapiroWilk
Chloroethane (ug/l)	NAB-2	No	n/a	n/a	EPA 1989	0.05	24	2.167	0.7614	unknown	ShapiroWilk
Chloroethane (ug/l)	NAB-3	No	n/a	n/a	EPA 1989	0.05	24	2	0.8847	unknown	ShapiroWilk
Chloroethane (ug/l)	NAB-4	No	n/a	n/a	EPA 1989	0.05	23	2.152	0.7751	unknown	ShapiroWilk
Chloroethane (ug/l)	NAB-7	No	n/a	n/a	EPA 1989	0.05	24	2	0.8847	unknown	ShapiroWilk
Chloroethane (ug/l)	NAB-8	No	n/a	n/a	EPA 1989	0.05	17	1.794	0.9852	unknown	ShapiroWilk
Chloroethane (ug/l)	SP-7	No	n/a	n/a	EPA 1989	0.05	13	2.192	0.7511	unknown	ShapiroWilk
Chloroethane (ug/l)	SPRINGA	No	n/a	n/a	EPA 1989	0.05	20	2.1	0.8208	unknown	ShapiroWilk
Chloroethane (ug/l)	SPRINGB	No	n/a	n/a	EPA 1989	0.05	7	2.214	0.7559	unknown	ShapiroWilk

Outlier Analysis

Facility: NABORS Client: SCS Engineers Data File: NABORS flat 1-15-2015 flat Printed 1/15/2015, 3:34 PM

Constituent	Well	Outlier	Value(s)	Date(s)	Method	Alpha	N	Mean	Std. Dev.	Distribution	Normality Test
Chloroethane (ug/l)	TSP-1	No	n/a	n/a	EPA 1989	0.05	9	2.056	0.8819	unknown	ShapiroWilk
Chloroethane (ug/l)	TSP-2	No	n/a	n/a	EPA 1989	0.05	10	2.3	0.6325	unknown	ShapiroWilk
Chloroethane (ug/l)	TSP-3	No	n/a	n/a	EPA 1989	0.05	7	2.214	0.7559	unknown	ShapiroWilk
Chromium (mg/l)	MW-4	No	n/a	n/a	EPA 1989	0.05	41	0.005376	0.004408	unknown	ShapiroWilk
Chromium (mg/l)	CAO-1	No	n/a	n/a	EPA 1989	0.05	27	0.006061	0.00685	unknown	ShapiroWilk
Chromium (mg/l)	CAO-2	No	n/a	n/a	EPA 1989	0.05	27	0.006465	0.009124	unknown	ShapiroWilk
Chromium (mg/l)	CAO-3	No	n/a	n/a	EPA 1989	0.05	27	0.004676	0.00108	unknown	ShapiroWilk
Chromium (mg/l)	MW-1	No	n/a	n/a	EPA 1989	0.05	41	0.004546	0.001196	unknown	ShapiroWilk
Chromium (mg/l)	MW-2	No	n/a	n/a	EPA 1989	0.05	41	0.004509	0.001363	unknown	ShapiroWilk
Chromium (mg/l)	MW-3	No	n/a	n/a	EPA 1989	0.05	41	0.004647	0.001109	unknown	ShapiroWilk
Chromium (mg/l)	MW-5	No	n/a	n/a	EPA 1989	0.05	41	0.004679	0.001086	unknown	ShapiroWilk
Chromium (mg/l)	MW-509D	No	n/a	n/a	EPA 1989	0.05	24	0.008979	0.008588	unknown	ShapiroWilk
Chromium (mg/l)	MW-577	No	n/a	n/a	EPA 1989	0.05	22	0.004782	0.0007607	unknown	ShapiroWilk
Chromium (mg/l)	MW-6	No	n/a	n/a	EPA 1989	0.05	41	0.00463	0.001192	unknown	ShapiroWilk
Chromium (mg/l)	MW-633D	No	n/a	n/a	EPA 1989	0.05	24	0.004908	0.0004863	unknown	ShapiroWilk
cis-1,2-Dichloroethene (ug/l)	MW-689D	No	n/a	n/a	EPA 1989	0.05	22	0.5	0	unknown	ShapiroWilk
cis-1,2-Dichloroethene (ug/l)	MW-7	No	n/a	n/a	EPA 1989	0.05	41	0.5061	0.08817	unknown	ShapiroWilk
cis-1,2-Dichloroethene (ug/l)	NAB-1	No	n/a	n/a	EPA 1989	0.05	24	0.5	0	unknown	ShapiroWilk
cis-1,2-Dichloroethene (ug/l)	NAB-2	No	n/a	n/a	EPA 1989	0.05	24	0.5	0	unknown	ShapiroWilk
cis-1,2-Dichloroethene (ug/l)	NAB-3	No	n/a	n/a	EPA 1989	0.05	24	0.5	0	unknown	ShapiroWilk
cis-1,2-Dichloroethene (ug/l)	NAB-4	No	n/a	n/a	EPA 1989	0.05	23	0.5	0	unknown	ShapiroWilk
cis-1,2-Dichloroethene (ug/l)	NAB-7	No	n/a	n/a	EPA 1989	0.05	24	0.5	0	unknown	ShapiroWilk
cis-1,2-Dichloroethene (ug/l)	NAB-8	No	n/a	n/a	EPA 1989	0.05	17	0.5	0	unknown	ShapiroWilk
cis-1,2-Dichloroethene (ug/l)	SP-7	No	n/a	n/a	EPA 1989	0.05	13	0.5	0	unknown	ShapiroWilk
cis-1,2-Dichloroethene (ug/l)	SPRINGA	No	n/a	n/a	EPA 1989	0.05	20	0.5	0	unknown	ShapiroWilk
cis-1,2-Dichloroethene (ug/l)	SPRINGB	No	n/a	n/a	EPA 1989	0.05	7	0.5	0	unknown	ShapiroWilk
cis-1,2-Dichloroethene (ug/l)	TSP-1	No	n/a	n/a	EPA 1989	0.05	9	0.5	0	unknown	ShapiroWilk
cis-1,2-Dichloroethene (ug/l)	TSP-2	No	n/a	n/a	EPA 1989	0.05	10	0.5	0	unknown	ShapiroWilk
cis-1,2-Dichloroethene (ug/l)	TSP-3	No	n/a	n/a	EPA 1989	0.05	7	0.5	0	unknown	ShapiroWilk
Cobalt (mg/l)	MW-4	No	n/a	n/a	EPA 1989	0.05	41	0.008415	0.007619	unknown	ShapiroWilk
Cobalt (mg/l)	CAO-1	No	n/a	n/a	EPA 1989	0.05	27	0.05369	0.02144	normal	ShapiroWilk
Cobalt (mg/l)	CAO-2	No	n/a	n/a	EPA 1989	0.05	27	0.01156	0.02078	unknown	ShapiroWilk
Cobalt (mg/l)	CAO-3	No	n/a	n/a	EPA 1989	0.05	27	0.01004	0.01879	unknown	ShapiroWilk
Cobalt (mg/l)	MW-1	No	n/a	n/a	EPA 1989	0.05	41	0.02215	0.02496	unknown	ShapiroWilk
Cobalt (mg/l)	MW-2	No	n/a	n/a	EPA 1989	0.05	41	0.008337	0.007671	unknown	ShapiroWilk
Cobalt (mg/l)	MW-3	No	n/a	n/a	EPA 1989	0.05	41	0.008415	0.007619	unknown	ShapiroWilk
Cobalt (mg/l)	MW-5	No	n/a	n/a	EPA 1989	0.05	41	0.008349	0.007661	unknown	ShapiroWilk
Cobalt (mg/l)	MW-509D	No	n/a	n/a	EPA 1989	0.05	24	0.005554	0.002439	unknown	ShapiroWilk
Cobalt (mg/l)	MW-577	No	n/a	n/a	EPA 1989	0.05	22	0.005	0	unknown	ShapiroWilk
Cobalt (mg/l)	MW-6	No	n/a	n/a	EPA 1989	0.05	41	0.008415	0.007619	unknown	ShapiroWilk
Cobalt (mg/l)	MW-633D	No	n/a	n/a	EPA 1989	0.05	24	0.004846	0.0007553	unknown	ShapiroWilk
Cobalt (mg/l)	MW-689D	No	n/a	n/a	EPA 1989	0.05	22	0.004382	0.001184	unknown	ShapiroWilk
Copper (mg/l)	NAB-1	No	n/a	n/a	EPA 1989	0.05	24	0.005193	0.004262	unknown	ShapiroWilk
Copper (mg/l)	NAB-2	No	n/a	n/a	EPA 1989	0.05	24	0.004842	0.004488	unknown	ShapiroWilk
Copper (mg/l)	NAB-3	No	n/a	n/a	EPA 1989	0.05	24	0.005217	0.004231	unknown	ShapiroWilk
Copper (mg/l)	NAB-4	No	n/a	n/a	EPA 1989	0.05	23	0.005132	0.004217	unknown	ShapiroWilk
Copper (mg/l)	NAB-7	No	n/a	n/a	EPA 1989	0.05	24	0.004717	0.004576	unknown	ShapiroWilk
Copper (mg/l)	NAB-8	No	n/a	n/a	EPA 1989	0.05	17	0.008695	0.0124	unknown	ShapiroWilk
Copper (mg/l)	SP-7	No	n/a	n/a	EPA 1989	0.05	13	0.003266	0.003856	unknown	ShapiroWilk
Copper (mg/l)	SPRINGA	No	n/a	n/a	EPA 1989	0.05	20	0.003835	0.004243	unknown	ShapiroWilk

Outlier Analysis

Facility: NABORS Client: SCS Engineers Data File: NABORS flat 1-15-2015 flat Printed 1/15/2015, 3:34 PM

Constituent	Well	Outlier	Value(s)	Date(s)	Method	Alpha	N	Mean	Std. Dev.	Distribution	Normality Test
Copper (mg/l)	SPRINGB	No	n/a	n/a	EPA 1989	0.05	7	0.003871	0.004273	ln(x)	ShapiroWilk
Copper (mg/l)	TSP-1	No	n/a	n/a	EPA 1989	0.05	10	0.004908	0.00447	unknown	ShapiroWilk
Copper (mg/l)	TSP-2	No	n/a	n/a	EPA 1989	0.05	10	0.002803	0.002868	ln(x)	ShapiroWilk
Copper (mg/l)	TSP-3	No	n/a	n/a	EPA 1989	0.05	7	0.003953	0.004366	ln(x)	ShapiroWilk
Cyanide (mg/l)	MW-4	No	n/a	n/a	EPA 1989	0.05	10	0.00825	0.01818	unknown	ShapiroWilk
Cyanide (mg/l)	CAO-1	No	n/a	n/a	EPA 1989	0.05	10	0.00254	0.0007121	unknown	ShapiroWilk
Cyanide (mg/l)	CAO-2	No	n/a	n/a	EPA 1989	0.05	10	0.0025	0	unknown	ShapiroWilk
Cyanide (mg/l)	CAO-3	No	n/a	n/a	EPA 1989	0.05	10	0.0025	0	unknown	ShapiroWilk
Cyanide (mg/l)	MW-1	No	n/a	n/a	EPA 1989	0.05	10	0.0025	0	unknown	ShapiroWilk
Cyanide (mg/l)	MW-2	No	n/a	n/a	EPA 1989	0.05	10	0.0025	0	unknown	ShapiroWilk
Cyanide (mg/l)	MW-3	No	n/a	n/a	EPA 1989	0.05	10	0.0025	0	unknown	ShapiroWilk
Cyanide (mg/l)	MW-5	No	n/a	n/a	EPA 1989	0.05	10	0.0025	0	unknown	ShapiroWilk
Cyanide (mg/l)	MW-509D	No	n/a	n/a	EPA 1989	0.05	10	0.0025	0	unknown	ShapiroWilk
Cyanide (mg/l)	MW-577	No	n/a	n/a	EPA 1989	0.05	10	0.0025	0	unknown	ShapiroWilk
Cyanide (mg/l)	MW-6	No	n/a	n/a	EPA 1989	0.05	10	0.0025	0	unknown	ShapiroWilk
Cyanide (mg/l)	MW-633D	No	n/a	n/a	EPA 1989	0.05	10	0.0025	0	unknown	ShapiroWilk
Cyanide (mg/l)	MW-689D	No	n/a	n/a	EPA 1989	0.05	10	0.0025	0	unknown	ShapiroWilk
Cyanide (mg/l)	MW-7	No	n/a	n/a	EPA 1989	0.05	10	0.00264	0.0004427	unknown	ShapiroWilk
Cyanide (mg/l)	NAB-1	No	n/a	n/a	EPA 1989	0.05	10	0.0025	0	unknown	ShapiroWilk
Cyanide (mg/l)	NAB-2	No	n/a	n/a	EPA 1989	0.05	10	0.0025	0	unknown	ShapiroWilk
Dissolved Solids (mg/l)	NAB-8	No	n/a	n/a	EPA 1989	0.05	17	346.5	20.6	normal	ShapiroWilk
Dissolved Solids (mg/l)	SP-7	No	n/a	n/a	EPA 1989	0.05	13	253.1	63.16	ln(x)	ShapiroWilk
Dissolved Solids (mg/l)	SPRINGA	No	n/a	n/a	EPA 1989	0.05	20	318	54.64	unknown	ShapiroWilk
Dissolved Solids (mg/l)	SPRINGB	No	n/a	n/a	EPA 1989	0.05	7	452.9	138.6	normal	ShapiroWilk
Dissolved Solids (mg/l)	TSP-1	No	n/a	n/a	EPA 1989	0.05	10	362	38.53	normal	ShapiroWilk
Dissolved Solids (mg/l)	TSP-2	No	n/a	n/a	EPA 1989	0.05	10	335	53.59	normal	ShapiroWilk
Dissolved Solids (mg/l)	TSP-3	Yes	170	3/23/2010	EPA 1989	0.05	7	337.1	82.61	normal	ShapiroWilk
Ethylbenzene (ug/l)	MW-4	No	n/a	n/a	EPA 1989	0.05	41	0.3427	0.1992	unknown	ShapiroWilk
Ethylbenzene (ug/l)	CAO-1	No	n/a	n/a	EPA 1989	0.05	27	0.537	0.4106	unknown	ShapiroWilk
Ethylbenzene (ug/l)	CAO-2	No	n/a	n/a	EPA 1989	0.05	27	0.45	0.1441	unknown	ShapiroWilk
Ethylbenzene (ug/l)	CAO-3	No	n/a	n/a	EPA 1989	0.05	27	0.45	0.1441	unknown	ShapiroWilk
Ethylbenzene (ug/l)	MW-1	No	n/a	n/a	EPA 1989	0.05	41	0.3427	0.1992	unknown	ShapiroWilk
Ethylbenzene (ug/l)	MW-2	No	n/a	n/a	EPA 1989	0.05	41	0.3427	0.1992	unknown	ShapiroWilk
Ethylbenzene (ug/l)	MW-3	No	n/a	n/a	EPA 1989	0.05	41	0.3427	0.1992	unknown	ShapiroWilk
Ethylbenzene (ug/l)	MW-5	No	n/a	n/a	EPA 1989	0.05	41	0.3427	0.1992	unknown	ShapiroWilk
Ethylbenzene (ug/l)	MW-509D	No	n/a	n/a	EPA 1989	0.05	24	0.5	0	unknown	ShapiroWilk
Ethylbenzene (ug/l)	MW-577	No	n/a	n/a	EPA 1989	0.05	22	0.5	0	unknown	ShapiroWilk
Ethylbenzene (ug/l)	MW-6	No	n/a	n/a	EPA 1989	0.05	41	0.3427	0.1992	unknown	ShapiroWilk
Ethylbenzene (ug/l)	MW-633D	No	n/a	n/a	EPA 1989	0.05	24	0.5	0	unknown	ShapiroWilk
Ethylbenzene (ug/l)	MW-689D	No	n/a	n/a	EPA 1989	0.05	22	0.5	0	unknown	ShapiroWilk
Ethylbenzene (ug/l)	MW-7	No	n/a	n/a	EPA 1989	0.05	41	0.3427	0.1992	unknown	ShapiroWilk
Ethylbenzene (ug/l)	NAB-1	No	n/a	n/a	EPA 1989	0.05	24	0.5	0	unknown	ShapiroWilk
Ethylbenzene (ug/l)	NAB-2	No	n/a	n/a	EPA 1989	0.05	24	0.5	0	unknown	ShapiroWilk
Ethylbenzene (ug/l)	NAB-3	No	n/a	n/a	EPA 1989	0.05	24	0.5	0	unknown	ShapiroWilk
Ethylbenzene (ug/l)	NAB-4	No	n/a	n/a	EPA 1989	0.05	23	0.5	0	unknown	ShapiroWilk
Ethylbenzene (ug/l)	NAB-7	No	n/a	n/a	EPA 1989	0.05	24	0.5	0	unknown	ShapiroWilk
Ethylbenzene (ug/l)	NAB-8	No	n/a	n/a	EPA 1989	0.05	17	0.5	0	unknown	ShapiroWilk
Iron (mg/l)	SPRINGB	No	n/a	n/a	EPA 1989	0.05	7	1.414	1.608	ln(x)	ShapiroWilk
Iron (mg/l)	TSP-1	No	n/a	n/a	EPA 1989	0.05	10	0.863	1.022	ln(x)	ShapiroWilk
Iron (mg/l)	TSP-2	No	n/a	n/a	EPA 1989	0.05	10	2.392	2.477	ln(x)	ShapiroWilk

Outlier Analysis

Facility: NABORS Client: SCS Engineers Data File: NABORS flat 1-15-2015 flat Printed 1/15/2015, 3:34 PM

Constituent	Well	Outlier	Value(s)	Date(s)	Method	Alpha	N	Mean	Std. Dev.	Distribution	Normality Test
Iron (mg/l)	TSP-3	No	n/a	n/a	EPA 1989	0.05	7	0.3007	0.5748	unknown	ShapiroWilk
Lead (mg/l)	MW-4	No	n/a	n/a	EPA 1989	0.05	41	0.001805	0.0009334	unknown	ShapiroWilk
Lead (mg/l)	CAO-1	No	n/a	n/a	EPA 1989	0.05	27	0.004374	0.006167	ln(x)	ShapiroWilk
Lead (mg/l)	CAO-2	No	n/a	n/a	EPA 1989	0.05	27	0.01303	0.04047	unknown	ShapiroWilk
Lead (mg/l)	CAO-3	No	n/a	n/a	EPA 1989	0.05	27	0.004466	0.007603	unknown	ShapiroWilk
Lead (mg/l)	MW-1	No	n/a	n/a	EPA 1989	0.05	41	0.002134	0.001472	unknown	ShapiroWilk
Lead (mg/l)	MW-2	No	n/a	n/a	EPA 1989	0.05	41	0.002059	0.001195	unknown	ShapiroWilk
Lead (mg/l)	MW-3	No	n/a	n/a	EPA 1989	0.05	41	0.00196	0.001469	unknown	ShapiroWilk
Lead (mg/l)	MW-5	No	n/a	n/a	EPA 1989	0.05	41	0.00181	0.0009298	unknown	ShapiroWilk
Lead (mg/l)	MW-509D	No	n/a	n/a	EPA 1989	0.05	24	0.0218	0.03859	unknown	ShapiroWilk
Lead (mg/l)	MW-577	No	n/a	n/a	EPA 1989	0.05	22	0.003517	0.004619	ln(x)	ShapiroWilk
Lead (mg/l)	MW-6	No	n/a	n/a	EPA 1989	0.05	41	0.001894	0.001096	unknown	ShapiroWilk
Lead (mg/l)	MW-633D	No	n/a	n/a	EPA 1989	0.05	24	0.00324	0.006254	unknown	ShapiroWilk
Lead (mg/l)	MW-689D	No	n/a	n/a	EPA 1989	0.05	22	0.01793	0.02997	unknown	ShapiroWilk
Lead (mg/l)	MW-7	No	n/a	n/a	EPA 1989	0.05	41	0.001929	0.001006	unknown	ShapiroWilk
Lead (mg/l)	NAB-1	No	n/a	n/a	EPA 1989	0.05	24	0.003129	0.002492	unknown	ShapiroWilk
Lead (mg/l)	NAB-2	No	n/a	n/a	EPA 1989	0.05	24	0.004862	0.005062	unknown	ShapiroWilk
Lead (mg/l)	NAB-3	No	n/a	n/a	EPA 1989	0.05	24	0.001942	0.001119	unknown	ShapiroWilk
Lead (mg/l)	NAB-4	No	n/a	n/a	EPA 1989	0.05	23	0.003535	0.003597	unknown	ShapiroWilk
Lead (mg/l)	NAB-7	No	n/a	n/a	EPA 1989	0.05	24	0.03367	0.07644	unknown	ShapiroWilk
Lead (mg/l)	NAB-8	No	n/a	n/a	EPA 1989	0.05	17	0.01191	0.03565	unknown	ShapiroWilk
Lead (mg/l)	SP-7	No	n/a	n/a	EPA 1989	0.05	13	0.002488	0.001919	unknown	ShapiroWilk
Lead (mg/l)	SPRINGA	No	n/a	n/a	EPA 1989	0.05	20	0.0015	0.00125	unknown	ShapiroWilk
Lead (mg/l)	SPRINGB	No	n/a	n/a	EPA 1989	0.05	7	0.001757	0.001209	unknown	ShapiroWilk
Lead (mg/l)	TSP-1	No	n/a	n/a	EPA 1989	0.05	10	0.005461	0.008404	ln(x)	ShapiroWilk
Manganese (mg/l)	TSP-3	No	n/a	n/a	EPA 1989	0.05	7	0.5704	0.9535	unknown	ShapiroWilk
Mercury (mg/l)	MW-4	No	n/a	n/a	EPA 1989	0.05	23	0.000...	0.0000...	unknown	ShapiroWilk
Mercury (mg/l)	CAO-1	No	n/a	n/a	EPA 1989	0.05	23	0.000...	0.0000...	unknown	ShapiroWilk
Mercury (mg/l)	CAO-2	No	n/a	n/a	EPA 1989	0.05	23	0.000...	0.0000...	unknown	ShapiroWilk
Mercury (mg/l)	CAO-3	No	n/a	n/a	EPA 1989	0.05	23	0.0001	0	unknown	ShapiroWilk
Mercury (mg/l)	MW-1	No	n/a	n/a	EPA 1989	0.05	23	0.000...	0.00116	unknown	ShapiroWilk
Mercury (mg/l)	MW-2	No	n/a	n/a	EPA 1989	0.05	23	0.000...	0.0000...	unknown	ShapiroWilk
Mercury (mg/l)	MW-3	No	n/a	n/a	EPA 1989	0.05	23	0.000...	0.0000...	unknown	ShapiroWilk
Mercury (mg/l)	MW-5	No	n/a	n/a	EPA 1989	0.05	23	0.000...	0.0000...	unknown	ShapiroWilk
Mercury (mg/l)	MW-509D	No	n/a	n/a	EPA 1989	0.05	23	0.000...	0.0000...	unknown	ShapiroWilk
Mercury (mg/l)	MW-577	No	n/a	n/a	EPA 1989	0.05	22	0.000...	0.0000...	unknown	ShapiroWilk
Mercury (mg/l)	MW-6	No	n/a	n/a	EPA 1989	0.05	23	0.000...	0.0001728	unknown	ShapiroWilk
Mercury (mg/l)	MW-633D	No	n/a	n/a	EPA 1989	0.05	23	0.000...	0.0000146	unknown	ShapiroWilk
Mercury (mg/l)	MW-689D	No	n/a	n/a	EPA 1989	0.05	22	0.000...	0.0000213	unknown	ShapiroWilk
Mercury (mg/l)	MW-7	No	n/a	n/a	EPA 1989	0.05	23	0.000...	0.000015	unknown	ShapiroWilk
Mercury (mg/l)	NAB-1	No	n/a	n/a	EPA 1989	0.05	23	0.000...	0.0000...	unknown	ShapiroWilk
Mercury (mg/l)	NAB-2	No	n/a	n/a	EPA 1989	0.05	23	0.000...	0.0000...	unknown	ShapiroWilk
Mercury (mg/l)	NAB-3	No	n/a	n/a	EPA 1989	0.05	23	0.000...	0.0000...	unknown	ShapiroWilk
Mercury (mg/l)	NAB-4	No	n/a	n/a	EPA 1989	0.05	22	0.000...	0.0000...	unknown	ShapiroWilk
Mercury (mg/l)	NAB-7	No	n/a	n/a	EPA 1989	0.05	23	0.000...	0.0000...	unknown	ShapiroWilk
Mercury (mg/l)	NAB-8	No	n/a	n/a	EPA 1989	0.05	16	0.000...	0.00001	unknown	ShapiroWilk
Mercury (mg/l)	SP-7	No	n/a	n/a	EPA 1989	0.05	13	0.000...	0.0000...	unknown	ShapiroWilk
Mercury (mg/l)	SPRINGA	No	n/a	n/a	EPA 1989	0.05	20	0.00009	0.0000...	unknown	ShapiroWilk
Mercury (mg/l)	SPRINGB	No	n/a	n/a	EPA 1989	0.05	7	0.00009	0.0000...	unknown	ShapiroWilk
Mercury (mg/l)	TSP-1	No	n/a	n/a	EPA 1989	0.05	10	0.000088	0.0000...	unknown	ShapiroWilk

Outlier Analysis

Facility: NABORS Client: SCS Engineers Data File: NABORS flat 1-15-2015 flat Printed 1/15/2015, 3:34 PM

Constituent	Well	Outlier	Value(s)	Date(s)	Method	Alpha	N	Mean	Std. Dev.	Distribution	Normality Test
Mercury (mg/l)	TSP-2	No	n/a	n/a	EPA 1989	0.05	10	0.000076	0.0000...	unknown	ShapiroWilk
Nickel (mg/l)	MW-4	No	n/a	n/a	EPA 1989	0.05	41	0.01046	0.008295	unknown	ShapiroWilk
Nickel (mg/l)	CAO-1	No	n/a	n/a	EPA 1989	0.05	27	0.05542	0.02921	normal	ShapiroWilk
Nickel (mg/l)	CAO-2	No	n/a	n/a	EPA 1989	0.05	27	0.01957	0.0284	unknown	ShapiroWilk
Nickel (mg/l)	CAO-3	No	n/a	n/a	EPA 1989	0.05	27	0.01671	0.02038	unknown	ShapiroWilk
Nickel (mg/l)	MW-1	No	n/a	n/a	EPA 1989	0.05	41	0.02015	0.02324	unknown	ShapiroWilk
Nickel (mg/l)	MW-2	No	n/a	n/a	EPA 1989	0.05	41	0.01005	0.007749	unknown	ShapiroWilk
Nickel (mg/l)	MW-3	No	n/a	n/a	EPA 1989	0.05	41	0.01003	0.007853	unknown	ShapiroWilk
Nickel (mg/l)	MW-5	No	n/a	n/a	EPA 1989	0.05	41	0.009956	0.00775	unknown	ShapiroWilk
Nickel (mg/l)	MW-509D	No	n/a	n/a	EPA 1989	0.05	24	0.01154	0.004032	unknown	ShapiroWilk
Nickel (mg/l)	MW-577	No	n/a	n/a	EPA 1989	0.05	22	0.009823	0.0007659	unknown	ShapiroWilk
Nickel (mg/l)	MW-6	No	n/a	n/a	EPA 1989	0.05	41	0.009941	0.007783	unknown	ShapiroWilk
Nickel (mg/l)	MW-633D	No	n/a	n/a	EPA 1989	0.05	24	0.0102	0.001264	unknown	ShapiroWilk
Nickel (mg/l)	MW-689D	No	n/a	n/a	EPA 1989	0.05	22	0.009832	0.001156	unknown	ShapiroWilk
Nickel (mg/l)	MW-7	No	n/a	n/a	EPA 1989	0.05	41	0.01147	0.01072	unknown	ShapiroWilk
Nickel (mg/l)	NAB-1	No	n/a	n/a	EPA 1989	0.05	24	0.01039	0.002099	unknown	ShapiroWilk
Nickel (mg/l)	NAB-2	No	n/a	n/a	EPA 1989	0.05	24	0.01157	0.007032	unknown	ShapiroWilk
Nickel (mg/l)	NAB-3	No	n/a	n/a	EPA 1989	0.05	24	0.0115	0.006928	unknown	ShapiroWilk
Nickel (mg/l)	NAB-4	No	n/a	n/a	EPA 1989	0.05	23	0.01799	0.02698	unknown	ShapiroWilk
Nickel (mg/l)	NAB-7	No	n/a	n/a	EPA 1989	0.05	24	0.009883	0.001954	unknown	ShapiroWilk
Nickel (mg/l)	NAB-8	No	n/a	n/a	EPA 1989	0.05	17	0.01345	0.009091	unknown	ShapiroWilk
Nickel (mg/l)	SP-7	No	n/a	n/a	EPA 1989	0.05	13	0.009985	0.0000...	unknown	ShapiroWilk
Nickel (mg/l)	SPRINGA	No	n/a	n/a	EPA 1989	0.05	20	0.0099	0.0004472	unknown	ShapiroWilk
Nickel (mg/l)	SPRINGB	No	n/a	n/a	EPA 1989	0.05	7	0.01	0	unknown	ShapiroWilk
Nickel (mg/l)	TSP-1	No	n/a	n/a	EPA 1989	0.05	10	0.01	0	unknown	ShapiroWilk
Nickel (mg/l)	TSP-2	No	n/a	n/a	EPA 1989	0.05	10	0.0106	0.002547	unknown	ShapiroWilk
Nickel (mg/l)	TSP-3	No	n/a	n/a	EPA 1989	0.05	7	0.01	0	unknown	ShapiroWilk
pH (S.U.)	MW-4	Yes	6.14	8/19/2009	EPA 1989	0.05	36	7.196	0.3063	normal	ShapiroWilk
Selenium (mg/l)	CAO-1	No	n/a	n/a	EPA 1989	0.05	27	0.008639	0.01389	unknown	ShapiroWilk
Selenium (mg/l)	CAO-2	No	n/a	n/a	EPA 1989	0.05	27	0.006495	0.01039	unknown	ShapiroWilk
Selenium (mg/l)	CAO-3	No	n/a	n/a	EPA 1989	0.05	27	0.004803	0.005317	unknown	ShapiroWilk
Selenium (mg/l)	MW-1	No	n/a	n/a	EPA 1989	0.05	41	0.005985	0.007172	unknown	ShapiroWilk
Selenium (mg/l)	MW-2	No	n/a	n/a	EPA 1989	0.05	41	0.005601	0.007348	unknown	ShapiroWilk
Selenium (mg/l)	MW-3	No	n/a	n/a	EPA 1989	0.05	41	0.005037	0.005357	unknown	ShapiroWilk
Selenium (mg/l)	MW-5	No	n/a	n/a	EPA 1989	0.05	41	0.005478	0.006781	unknown	ShapiroWilk
Selenium (mg/l)	MW-509D	No	n/a	n/a	EPA 1989	0.05	24	0.005957	0.009305	unknown	ShapiroWilk
Selenium (mg/l)	MW-577	No	n/a	n/a	EPA 1989	0.05	22	0.003932	0.004613	unknown	ShapiroWilk
Selenium (mg/l)	MW-6	No	n/a	n/a	EPA 1989	0.05	41	0.005168	0.005519	unknown	ShapiroWilk
Selenium (mg/l)	MW-633D	No	n/a	n/a	EPA 1989	0.05	24	0.006187	0.008486	unknown	ShapiroWilk
Selenium (mg/l)	MW-689D	No	n/a	n/a	EPA 1989	0.05	22	0.00593	0.0112	unknown	ShapiroWilk
Selenium (mg/l)	MW-7	No	n/a	n/a	EPA 1989	0.05	41	0.00577	0.007219	unknown	ShapiroWilk
Selenium (mg/l)	NAB-1	No	n/a	n/a	EPA 1989	0.05	24	0.005479	0.006762	unknown	ShapiroWilk
Selenium (mg/l)	NAB-2	No	n/a	n/a	EPA 1989	0.05	24	0.005012	0.005994	unknown	ShapiroWilk
Selenium (mg/l)	NAB-3	No	n/a	n/a	EPA 1989	0.05	24	0.006146	0.01042	unknown	ShapiroWilk
Selenium (mg/l)	NAB-4	No	n/a	n/a	EPA 1989	0.05	23	0.00515	0.006879	unknown	ShapiroWilk
Selenium (mg/l)	NAB-7	No	n/a	n/a	EPA 1989	0.05	24	0.005004	0.006091	unknown	ShapiroWilk
Selenium (mg/l)	NAB-8	No	n/a	n/a	EPA 1989	0.05	17	0.008111	0.01229	unknown	ShapiroWilk
Selenium (mg/l)	SP-7	No	n/a	n/a	EPA 1989	0.05	13	0.003898	0.007251	unknown	ShapiroWilk
Selenium (mg/l)	SPRINGA	No	n/a	n/a	EPA 1989	0.05	20	0.0042	0.006414	unknown	ShapiroWilk
Selenium (mg/l)	SPRINGB	No	n/a	n/a	EPA 1989	0.05	7	0.003296	0.004582	unknown	ShapiroWilk

Outlier Analysis

Facility: NABORS Client: SCS Engineers Data File: NABORS flat 1-15-2015 flat Printed 1/15/2015, 3:34 PM

Constituent	Well	Outlier	Value(s)	Date(s)	Method	Alpha	N	Mean	Std. Dev.	Distribution	Normality Test
Selenium (mg/l)	TSP-1	No	n/a	n/a	EPA 1989	0.05	10	0.0073	0.01233	unknown	ShapiroWilk
Selenium (mg/l)	TSP-2	No	n/a	n/a	EPA 1989	0.05	10	0.001454	0.003003	unknown	ShapiroWilk
Selenium (mg/l)	TSP-3	No	n/a	n/a	EPA 1989	0.05	7	0.003286	0.00459	unknown	ShapiroWilk
Silver (mg/l)	MW-4	No	n/a	n/a	EPA 1989	0.05	41	0.004825	0.0009115	unknown	ShapiroWilk
Silver (mg/l)	CAO-1	No	n/a	n/a	EPA 1989	0.05	27	0.005365	0.004717	unknown	ShapiroWilk
Silver (mg/l)	CAO-2	No	n/a	n/a	EPA 1989	0.05	27	0.004542	0.001428	unknown	ShapiroWilk
Silver (mg/l)	CAO-3	No	n/a	n/a	EPA 1989	0.05	27	0.004539	0.001342	unknown	ShapiroWilk
Silver (mg/l)	MW-1	No	n/a	n/a	EPA 1989	0.05	41	0.004701	0.001251	unknown	ShapiroWilk
Silver (mg/l)	MW-2	No	n/a	n/a	EPA 1989	0.05	41	0.004605	0.001168	unknown	ShapiroWilk
Silver (mg/l)	MW-3	No	n/a	n/a	EPA 1989	0.05	41	0.004653	0.001141	unknown	ShapiroWilk
Silver (mg/l)	MW-5	No	n/a	n/a	EPA 1989	0.05	41	0.006218	0.009301	unknown	ShapiroWilk
Silver (mg/l)	MW-509D	No	n/a	n/a	EPA 1989	0.05	24	0.008	0.0147	unknown	ShapiroWilk
Silver (mg/l)	MW-577	No	n/a	n/a	EPA 1989	0.05	22	0.004982	0.000375	unknown	ShapiroWilk
Silver (mg/l)	MW-6	No	n/a	n/a	EPA 1989	0.05	41	0.006073	0.009343	unknown	ShapiroWilk
Silver (mg/l)	MW-633D	No	n/a	n/a	EPA 1989	0.05	24	0.005467	0.001896	unknown	ShapiroWilk
Silver (mg/l)	MW-689D	No	n/a	n/a	EPA 1989	0.05	22	0.009773	0.02239	unknown	ShapiroWilk
Silver (mg/l)	MW-7	No	n/a	n/a	EPA 1989	0.05	41	0.005365	0.004722	unknown	ShapiroWilk
Silver (mg/l)	NAB-1	No	n/a	n/a	EPA 1989	0.05	24	0.004887	0.0003814	unknown	ShapiroWilk
Silver (mg/l)	NAB-2	No	n/a	n/a	EPA 1989	0.05	24	0.005033	0.0001633	unknown	ShapiroWilk
Silver (mg/l)	NAB-3	No	n/a	n/a	EPA 1989	0.05	24	0.009921	0.02346	unknown	ShapiroWilk
Silver (mg/l)	NAB-4	No	n/a	n/a	EPA 1989	0.05	23	0.00503	0.001175	unknown	ShapiroWilk
Silver (mg/l)	NAB-7	No	n/a	n/a	EPA 1989	0.05	24	0.004929	0.000347	unknown	ShapiroWilk
Silver (mg/l)	NAB-8	No	n/a	n/a	EPA 1989	0.05	17	0.3635	1.478	unknown	ShapiroWilk
Silver (mg/l)	SP-7	No	n/a	n/a	EPA 1989	0.05	13	0.005723	0.002794	unknown	ShapiroWilk
Silver (mg/l)	SPRINGA	No	n/a	n/a	EPA 1989	0.05	20	0.00492	0.0003578	unknown	ShapiroWilk
Silver (mg/l)	SPRINGB	No	n/a	n/a	EPA 1989	0.05	7	0.0048	0.0005292	unknown	ShapiroWilk
Silver (mg/l)	TSP-1	No	n/a	n/a	EPA 1989	0.05	10	0.00483	0.0005376	unknown	ShapiroWilk
Silver (mg/l)	TSP-2	No	n/a	n/a	EPA 1989	0.05	10	0.00532	0.001012	unknown	ShapiroWilk
Silver (mg/l)	TSP-3	No	n/a	n/a	EPA 1989	0.05	7	0.005	0	unknown	ShapiroWilk
Sulfate (mg/l)	MW-4	No	n/a	n/a	EPA 1989	0.05	40	11.1	1.651	normal	ShapiroWilk
Sulfate (mg/l)	CAO-1	No	n/a	n/a	EPA 1989	0.05	26	14.68	7.699	unknown	ShapiroWilk
Sulfate (mg/l)	CAO-2	No	n/a	n/a	EPA 1989	0.05	26	11.13	6.943	ln(x)	ShapiroWilk
Sulfide (mg/l)	MW-2	No	n/a	n/a	EPA 1989	0.05	11	0.02238	0.005923	unknown	ShapiroWilk
Sulfide (mg/l)	MW-3	No	n/a	n/a	EPA 1989	0.05	11	0.0248	0.008789	unknown	ShapiroWilk
Sulfide (mg/l)	MW-5	No	n/a	n/a	EPA 1989	0.05	11	0.02345	0.00843	unknown	ShapiroWilk
Sulfide (mg/l)	MW-509D	No	n/a	n/a	EPA 1989	0.05	11	0.02191	0.008034	unknown	ShapiroWilk
Sulfide (mg/l)	MW-577	No	n/a	n/a	EPA 1989	0.05	11	0.0233	0.009831	unknown	ShapiroWilk
Sulfide (mg/l)	MW-6	No	n/a	n/a	EPA 1989	0.05	11	0.02295	0.005859	unknown	ShapiroWilk
Sulfide (mg/l)	MW-633D	No	n/a	n/a	EPA 1989	0.05	11	0.02109	0.007013	unknown	ShapiroWilk
Sulfide (mg/l)	MW-689D	No	n/a	n/a	EPA 1989	0.05	11	0.02445	0.003357	unknown	ShapiroWilk
Sulfide (mg/l)	MW-7	No	n/a	n/a	EPA 1989	0.05	11	0.02223	0.00617	unknown	ShapiroWilk
Sulfide (mg/l)	NAB-1	No	n/a	n/a	EPA 1989	0.05	11	0.02282	0.004423	unknown	ShapiroWilk
Sulfide (mg/l)	NAB-2	No	n/a	n/a	EPA 1989	0.05	11	0.02256	0.005526	unknown	ShapiroWilk
Sulfide (mg/l)	NAB-3	No	n/a	n/a	EPA 1989	0.05	11	0.02196	0.008445	unknown	ShapiroWilk
Sulfide (mg/l)	NAB-4	No	n/a	n/a	EPA 1989	0.05	11	0.02169	0.007492	unknown	ShapiroWilk
Sulfide (mg/l)	NAB-7	No	n/a	n/a	EPA 1989	0.05	11	0.02161	0.007623	unknown	ShapiroWilk
Sulfide (mg/l)	NAB-8	No	n/a	n/a	EPA 1989	0.05	8	0.02538	0.001061	unknown	ShapiroWilk
Sulfide (mg/l)	SP-7	No	n/a	n/a	EPA 1989	0.05	7	0.026	0.002646	unknown	ShapiroWilk
Sulfide (mg/l)	SPRINGA	No	n/a	n/a	EPA 1989	0.05	9	0.02327	0.0052	unknown	ShapiroWilk
Sulfide (mg/l)	TSP-2	No	n/a	n/a	EPA 1989	0.05	8	0.01908	0.00879	unknown	ShapiroWilk

Outlier Analysis

Facility: NABORS Client: SCS Engineers Data File: NABORS flat 1-15-2015 flat Printed 1/15/2015, 3:34 PM

Constituent	Well	Outlier	Value(s)	Date(s)	Method	Alpha	N	Mean	Std. Dev.	Distribution	Normality Test
Sulfide (mg/l)	TSP-3	No	n/a	n/a	EPA 1989	0.05	4	0.022	0.006	unknown	ShapiroWilk
Tetrachloroethene (ug/l)	MW-4	No	n/a	n/a	EPA 1989	0.05	41	0.3994	0.1288	unknown	ShapiroWilk
Tetrachloroethene (ug/l)	CAO-1	No	n/a	n/a	EPA 1989	0.05	27	0.4583	0.1201	unknown	ShapiroWilk
Tetrachloroethene (ug/l)	CAO-2	No	n/a	n/a	EPA 1989	0.05	27	0.4583	0.1201	unknown	ShapiroWilk
Tetrachloroethene (ug/l)	CAO-3	No	n/a	n/a	EPA 1989	0.05	27	0.4583	0.1201	unknown	ShapiroWilk
Tetrachloroethene (ug/l)	MW-1	No	n/a	n/a	EPA 1989	0.05	41	1.135	1.031	unknown	ShapiroWilk
Tetrachloroethene (ug/l)	MW-2	No	n/a	n/a	EPA 1989	0.05	41	0.3994	0.1288	unknown	ShapiroWilk
Tetrachloroethene (ug/l)	MW-3	No	n/a	n/a	EPA 1989	0.05	41	0.3994	0.1288	unknown	ShapiroWilk
Tetrachloroethene (ug/l)	MW-5	No	n/a	n/a	EPA 1989	0.05	41	0.3994	0.1288	unknown	ShapiroWilk
Thallium (mg/l)	MW-577	No	n/a	n/a	EPA 1989	0.05	22	0.000...	0.0001066	unknown	ShapiroWilk
Thallium (mg/l)	MW-6	No	n/a	n/a	EPA 1989	0.05	41	0.000...	0.0008632	unknown	ShapiroWilk
Thallium (mg/l)	MW-633D	No	n/a	n/a	EPA 1989	0.05	24	0.00049	0.0000...	unknown	ShapiroWilk
Thallium (mg/l)	MW-689D	No	n/a	n/a	EPA 1989	0.05	22	0.000...	0.0001178	unknown	ShapiroWilk
Thallium (mg/l)	MW-7	No	n/a	n/a	EPA 1989	0.05	41	0.000...	0.0008632	unknown	ShapiroWilk
Thallium (mg/l)	NAB-1	No	n/a	n/a	EPA 1989	0.05	24	0.000...	0.0001021	unknown	ShapiroWilk
Thallium (mg/l)	NAB-2	No	n/a	n/a	EPA 1989	0.05	24	0.000...	0.0001021	unknown	ShapiroWilk
Thallium (mg/l)	NAB-3	No	n/a	n/a	EPA 1989	0.05	24	0.000...	0.0001021	unknown	ShapiroWilk
Thallium (mg/l)	NAB-4	No	n/a	n/a	EPA 1989	0.05	23	0.000...	0.0000...	unknown	ShapiroWilk
Thallium (mg/l)	NAB-7	No	n/a	n/a	EPA 1989	0.05	24	0.000...	0.0001021	unknown	ShapiroWilk
Thallium (mg/l)	NAB-8	No	n/a	n/a	EPA 1989	0.05	17	0.000...	0.0001375	unknown	ShapiroWilk
Thallium (mg/l)	SP-7	No	n/a	n/a	EPA 1989	0.05	13	0.000...	0.0001387	unknown	ShapiroWilk
Thallium (mg/l)	SPRINGA	No	n/a	n/a	EPA 1989	0.05	20	0.0006	0.0004472	unknown	ShapiroWilk
Thallium (mg/l)	SPRINGB	No	n/a	n/a	EPA 1989	0.05	7	0.0005	0	unknown	ShapiroWilk
Thallium (mg/l)	TSP-1	No	n/a	n/a	EPA 1989	0.05	10	0.0005	0	unknown	ShapiroWilk
Thallium (mg/l)	TSP-2	No	n/a	n/a	EPA 1989	0.05	10	0.0005	0	unknown	ShapiroWilk
Thallium (mg/l)	TSP-3	No	n/a	n/a	EPA 1989	0.05	7	0.000...	0.000189	unknown	ShapiroWilk
Tin (mg/l)	MW-4	No	n/a	n/a	EPA 1989	0.05	19	0.006931	0.01496	unknown	ShapiroWilk
Tin (mg/l)	CAO-1	No	n/a	n/a	EPA 1989	0.05	19	0.007822	0.01794	unknown	ShapiroWilk
Tin (mg/l)	CAO-2	No	n/a	n/a	EPA 1989	0.05	19	0.01742	0.04726	unknown	ShapiroWilk
Tin (mg/l)	CAO-3	No	n/a	n/a	EPA 1989	0.05	19	0.01004	0.01985	unknown	ShapiroWilk
Tin (mg/l)	MW-1	No	n/a	n/a	EPA 1989	0.05	19	0.004996	0.009048	unknown	ShapiroWilk
Tin (mg/l)	MW-2	No	n/a	n/a	EPA 1989	0.05	19	0.004484	0.005878	unknown	ShapiroWilk
Tin (mg/l)	MW-3	No	n/a	n/a	EPA 1989	0.05	19	0.006316	0.01219	unknown	ShapiroWilk
Tin (mg/l)	MW-5	No	n/a	n/a	EPA 1989	0.05	19	0.007512	0.01715	unknown	ShapiroWilk
Tin (mg/l)	MW-509D	No	n/a	n/a	EPA 1989	0.05	20	0.02885	0.09236	unknown	ShapiroWilk
Tin (mg/l)	MW-577	No	n/a	n/a	EPA 1989	0.05	19	0.009816	0.02941	unknown	ShapiroWilk
TOC [Total Organic Carbon] (mg/l)	MW-6	No	n/a	n/a	EPA 1989	0.05	41	2.717	4.957	unknown	ShapiroWilk
TOC [Total Organic Carbon] (mg/l)	MW-633D	No	n/a	n/a	EPA 1989	0.05	24	2.042	2.213	ln(x)	ShapiroWilk
TOC [Total Organic Carbon] (mg/l)	MW-689D	No	n/a	n/a	EPA 1989	0.05	22	1.971	2.264	unknown	ShapiroWilk
TOC [Total Organic Carbon] (mg/l)	MW-7	No	n/a	n/a	EPA 1989	0.05	41	4.153	11.44	unknown	ShapiroWilk
TOC [Total Organic Carbon] (mg/l)	NAB-1	No	n/a	n/a	EPA 1989	0.05	24	4.01	6.02	ln(x)	ShapiroWilk
TOC [Total Organic Carbon] (mg/l)	NAB-2	No	n/a	n/a	EPA 1989	0.05	24	1.924	1.717	unknown	ShapiroWilk
TOC [Total Organic Carbon] (mg/l)	NAB-3	No	n/a	n/a	EPA 1989	0.05	24	2.735	2.809	ln(x)	ShapiroWilk
TOC [Total Organic Carbon] (mg/l)	NAB-4	No	n/a	n/a	EPA 1989	0.05	23	3.023	6.663	unknown	ShapiroWilk
TOC [Total Organic Carbon] (mg/l)	NAB-7	No	n/a	n/a	EPA 1989	0.05	24	2.94	6.138	unknown	ShapiroWilk
TOC [Total Organic Carbon] (mg/l)	NAB-8	No	n/a	n/a	EPA 1989	0.05	17	2.537	2.4	ln(x)	ShapiroWilk
TOC [Total Organic Carbon] (mg/l)	SP-7	Yes	16	12/8/2010	EPA 1989	0.05	13	4.092	3.74	normal	ShapiroWilk
TOC [Total Organic Carbon] (mg/l)	SPRINGA	Yes	27	12/8/2010	EPA 1989	0.05	20	3.299	5.706	normal	ShapiroWilk
TOC [Total Organic Carbon] (mg/l)	SPRINGB	No	n/a	n/a	EPA 1989	0.05	7	5.329	2.858	normal	ShapiroWilk
TOC [Total Organic Carbon] (mg/l)	TSP-1	No	n/a	n/a	EPA 1989	0.05	10	2.69	1.587	normal	ShapiroWilk

Outlier Analysis

Facility: NABORS Client: SCS Engineers Data File: NABORS flat 1-15-2015 flat Printed 1/15/2015, 3:34 PM

Constituent	Well	Outlier	Value(s)	Date(s)	Method	Alpha	N	Mean	Std. Dev.	Distribution	Normality Test
TOC [Total Organic Carbon] (mg/l)	TSP-2	No	n/a	n/a	EPA 1989	0.05	10	2.564	2.171	normal	ShapiroWilk
TOC [Total Organic Carbon] (mg/l)	TSP-3	No	n/a	n/a	EPA 1989	0.05	7	3.829	1.588	normal	ShapiroWilk
Toluene (ug/l)	MW-4	No	n/a	n/a	EPA 1989	0.05	41	1.519	1.185	unknown	ShapiroWilk
Toluene (ug/l)	CAO-1	No	n/a	n/a	EPA 1989	0.05	27	1.926	0.9913	unknown	ShapiroWilk
Toluene (ug/l)	CAO-2	No	n/a	n/a	EPA 1989	0.05	27	2.236	0.7606	unknown	ShapiroWilk
Toluene (ug/l)	CAO-3	No	n/a	n/a	EPA 1989	0.05	27	2.236	0.7606	unknown	ShapiroWilk
Toluene (ug/l)	MW-1	No	n/a	n/a	EPA 1989	0.05	41	1.519	1.185	unknown	ShapiroWilk
Toluene (ug/l)	MW-2	No	n/a	n/a	EPA 1989	0.05	41	1.519	1.185	unknown	ShapiroWilk
Toluene (ug/l)	MW-3	No	n/a	n/a	EPA 1989	0.05	41	1.519	1.185	unknown	ShapiroWilk
Toluene (ug/l)	MW-5	No	n/a	n/a	EPA 1989	0.05	41	1.519	1.185	unknown	ShapiroWilk
Toluene (ug/l)	MW-509D	No	n/a	n/a	EPA 1989	0.05	24	2.5	0	unknown	ShapiroWilk
Toluene (ug/l)	MW-577	No	n/a	n/a	EPA 1989	0.05	22	2.539	1.131	unknown	ShapiroWilk
trans-1,2-Dichloroethene (ug/l)	MW-633D	No	n/a	n/a	EPA 1989	0.05	24	0.5	0	unknown	ShapiroWilk
trans-1,2-Dichloroethene (ug/l)	MW-689D	No	n/a	n/a	EPA 1989	0.05	22	0.5	0	unknown	ShapiroWilk
trans-1,2-Dichloroethene (ug/l)	MW-7	No	n/a	n/a	EPA 1989	0.05	41	0.5061	0.08817	unknown	ShapiroWilk
trans-1,2-Dichloroethene (ug/l)	NAB-1	No	n/a	n/a	EPA 1989	0.05	24	0.5	0	unknown	ShapiroWilk
trans-1,2-Dichloroethene (ug/l)	NAB-2	No	n/a	n/a	EPA 1989	0.05	24	0.5	0	unknown	ShapiroWilk
trans-1,2-Dichloroethene (ug/l)	NAB-3	No	n/a	n/a	EPA 1989	0.05	24	0.5	0	unknown	ShapiroWilk
trans-1,2-Dichloroethene (ug/l)	NAB-4	No	n/a	n/a	EPA 1989	0.05	23	0.5	0	unknown	ShapiroWilk
trans-1,2-Dichloroethene (ug/l)	NAB-7	No	n/a	n/a	EPA 1989	0.05	24	0.5	0	unknown	ShapiroWilk
trans-1,2-Dichloroethene (ug/l)	NAB-8	No	n/a	n/a	EPA 1989	0.05	17	0.5	0	unknown	ShapiroWilk
trans-1,2-Dichloroethene (ug/l)	SP-7	No	n/a	n/a	EPA 1989	0.05	13	0.5	0	unknown	ShapiroWilk
trans-1,2-Dichloroethene (ug/l)	SPRINGA	No	n/a	n/a	EPA 1989	0.05	20	0.5	0	unknown	ShapiroWilk
trans-1,2-Dichloroethene (ug/l)	SPRINGB	No	n/a	n/a	EPA 1989	0.05	7	0.5	0	unknown	ShapiroWilk
trans-1,2-Dichloroethene (ug/l)	TSP-1	No	n/a	n/a	EPA 1989	0.05	9	0.5	0	unknown	ShapiroWilk
trans-1,2-Dichloroethene (ug/l)	TSP-2	No	n/a	n/a	EPA 1989	0.05	10	0.5	0	unknown	ShapiroWilk
trans-1,2-Dichloroethene (ug/l)	TSP-3	No	n/a	n/a	EPA 1989	0.05	7	0.5	0	unknown	ShapiroWilk
Trichloroethene (ug/l)	MW-4	No	n/a	n/a	EPA 1989	0.05	41	0.3994	0.1288	unknown	ShapiroWilk
Trichloroethene (ug/l)	CAO-1	No	n/a	n/a	EPA 1989	0.05	27	0.9193	0.6292	unknown	ShapiroWilk
Trichloroethene (ug/l)	CAO-2	No	n/a	n/a	EPA 1989	0.05	27	0.4583	0.1201	unknown	ShapiroWilk
Trichloroethene (ug/l)	CAO-3	No	n/a	n/a	EPA 1989	0.05	27	0.4583	0.1201	unknown	ShapiroWilk
Trichloroethene (ug/l)	MW-1	No	n/a	n/a	EPA 1989	0.05	41	0.9856	0.738	unknown	ShapiroWilk
Trichloroethene (ug/l)	MW-2	No	n/a	n/a	EPA 1989	0.05	41	0.3994	0.1288	unknown	ShapiroWilk
Trichloroethene (ug/l)	MW-3	No	n/a	n/a	EPA 1989	0.05	41	0.3994	0.1288	unknown	ShapiroWilk
Trichloroethene (ug/l)	MW-5	No	n/a	n/a	EPA 1989	0.05	41	0.3994	0.1288	unknown	ShapiroWilk
Trichloroethene (ug/l)	MW-509D	No	n/a	n/a	EPA 1989	0.05	24	0.5	0	unknown	ShapiroWilk
Trichloroethene (ug/l)	MW-577	No	n/a	n/a	EPA 1989	0.05	22	0.5	0	unknown	ShapiroWilk
Trichloroethene (ug/l)	MW-6	No	n/a	n/a	EPA 1989	0.05	41	0.3994	0.1288	unknown	ShapiroWilk
Vanadium (mg/l)	MW-689D	No	n/a	n/a	EPA 1989	0.05	22	0.0105	0.01064	unknown	ShapiroWilk
Vanadium (mg/l)	MW-7	No	n/a	n/a	EPA 1989	0.05	41	0.07309	0.09273	unknown	ShapiroWilk
Vanadium (mg/l)	NAB-1	No	n/a	n/a	EPA 1989	0.05	24	0.008917	0.01176	unknown	ShapiroWilk
Vanadium (mg/l)	NAB-2	No	n/a	n/a	EPA 1989	0.05	24	0.006608	0.004882	unknown	ShapiroWilk
Vanadium (mg/l)	NAB-3	No	n/a	n/a	EPA 1989	0.05	24	0.008075	0.009632	unknown	ShapiroWilk
Vanadium (mg/l)	NAB-4	No	n/a	n/a	EPA 1989	0.05	23	0.008826	0.01282	unknown	ShapiroWilk
Vanadium (mg/l)	NAB-7	No	n/a	n/a	EPA 1989	0.05	24	0.00725	0.007054	unknown	ShapiroWilk
Vanadium (mg/l)	NAB-8	No	n/a	n/a	EPA 1989	0.05	17	0.01185	0.02216	unknown	ShapiroWilk
Vanadium (mg/l)	SP-7	No	n/a	n/a	EPA 1989	0.05	13	0.006262	0.002461	unknown	ShapiroWilk
Vanadium (mg/l)	SPRINGA	No	n/a	n/a	EPA 1989	0.05	20	0.006125	0.005633	unknown	ShapiroWilk
Vanadium (mg/l)	SPRINGB	No	n/a	n/a	EPA 1989	0.05	7	0.0053	0.0008851	unknown	ShapiroWilk
Vanadium (mg/l)	TSP-1	No	n/a	n/a	EPA 1989	0.05	10	0.00499	0.0000...	unknown	ShapiroWilk

Outlier Analysis

Facility: NABORS Client: SCS Engineers Data File: NABORS flat 1-15-2015 flat Printed 1/15/2015, 3:34 PM

Constituent	Well	Outlier	Value(s)	Date(s)	Method	Alpha	N	Mean	Std. Dev.	Distribution	Normality Test
Vanadium (mg/l)	TSP-2	No	n/a	n/a	EPA 1989	0.05	10	0.01085	0.01537	unknown	ShapiroWilk
Vanadium (mg/l)	TSP-3	No	n/a	n/a	EPA 1989	0.05	7	0.005357	0.002249	unknown	ShapiroWilk
Vinyl chloride (ug/l)	MW-4	No	n/a	n/a	EPA 1989	0.05	41	0.4841	0.05749	unknown	ShapiroWilk
Vinyl chloride (ug/l)	CAO-1	No	n/a	n/a	EPA 1989	0.05	27	3.564	1.826	normal	ShapiroWilk
Vinyl chloride (ug/l)	CAO-2	No	n/a	n/a	EPA 1989	0.05	27	0.4722	0.08006	unknown	ShapiroWilk
Vinyl chloride (ug/l)	CAO-3	No	n/a	n/a	EPA 1989	0.05	27	0.4722	0.08006	unknown	ShapiroWilk
Vinyl chloride (ug/l)	MW-1	No	n/a	n/a	EPA 1989	0.05	41	1.423	1.445	unknown	ShapiroWilk
Vinyl chloride (ug/l)	MW-2	No	n/a	n/a	EPA 1989	0.05	41	0.5232	0.1466	unknown	ShapiroWilk
Vinyl chloride (ug/l)	MW-3	No	n/a	n/a	EPA 1989	0.05	41	0.4841	0.05749	unknown	ShapiroWilk
Vinyl chloride (ug/l)	MW-5	No	n/a	n/a	EPA 1989	0.05	41	0.4841	0.05749	unknown	ShapiroWilk
Vinyl chloride (ug/l)	MW-509D	No	n/a	n/a	EPA 1989	0.05	24	0.5	0	unknown	ShapiroWilk
Vinyl chloride (ug/l)	MW-577	No	n/a	n/a	EPA 1989	0.05	22	0.5	0	unknown	ShapiroWilk
Vinyl chloride (ug/l)	MW-6	No	n/a	n/a	EPA 1989	0.05	41	0.4841	0.05749	unknown	ShapiroWilk
Vinyl chloride (ug/l)	MW-633D	No	n/a	n/a	EPA 1989	0.05	24	0.5	0	unknown	ShapiroWilk
Vinyl chloride (ug/l)	MW-689D	No	n/a	n/a	EPA 1989	0.05	22	0.5	0	unknown	ShapiroWilk
Xylenes, Total (ug/l)	NAB-1	No	n/a	n/a	EPA 1989	0.05	24	1.5	0	unknown	ShapiroWilk
Xylenes, Total (ug/l)	NAB-2	No	n/a	n/a	EPA 1989	0.05	24	1.5	0	unknown	ShapiroWilk
Xylenes, Total (ug/l)	NAB-3	No	n/a	n/a	EPA 1989	0.05	24	1.5	0	unknown	ShapiroWilk
Xylenes, Total (ug/l)	NAB-4	No	n/a	n/a	EPA 1989	0.05	23	1.5	0	unknown	ShapiroWilk
Xylenes, Total (ug/l)	NAB-7	No	n/a	n/a	EPA 1989	0.05	24	1.5	0	unknown	ShapiroWilk
Xylenes, Total (ug/l)	NAB-8	No	n/a	n/a	EPA 1989	0.05	17	1.5	0	unknown	ShapiroWilk
Xylenes, Total (ug/l)	SP-7	No	n/a	n/a	EPA 1989	0.05	13	1.5	0	unknown	ShapiroWilk
Xylenes, Total (ug/l)	SPRINGA	No	n/a	n/a	EPA 1989	0.05	20	1.5	0	unknown	ShapiroWilk
Xylenes, Total (ug/l)	SPRINGB	No	n/a	n/a	EPA 1989	0.05	7	1.5	0	unknown	ShapiroWilk
Xylenes, Total (ug/l)	TSP-1	No	n/a	n/a	EPA 1989	0.05	9	1.5	0	unknown	ShapiroWilk
Xylenes, Total (ug/l)	TSP-2	No	n/a	n/a	EPA 1989	0.05	10	1.5	0	unknown	ShapiroWilk
Xylenes, Total (ug/l)	TSP-3	No	n/a	n/a	EPA 1989	0.05	7	1.5	0	unknown	ShapiroWilk
Zinc (mg/l)	MW-4	No	n/a	n/a	EPA 1989	0.05	41	0.06367	0.03342	unknown	ShapiroWilk
Zinc (mg/l)	CAO-1	No	n/a	n/a	EPA 1989	0.05	27	0.6709	0.4459	unknown	ShapiroWilk
Zinc (mg/l)	CAO-2	No	n/a	n/a	EPA 1989	0.05	27	0.04447	0.07236	unknown	ShapiroWilk
Zinc (mg/l)	CAO-3	No	n/a	n/a	EPA 1989	0.05	27	0.04099	0.02734	ln(x)	ShapiroWilk
Zinc (mg/l)	MW-1	No	n/a	n/a	EPA 1989	0.05	41	0.2268	0.1848	unknown	ShapiroWilk
Zinc (mg/l)	MW-2	No	n/a	n/a	EPA 1989	0.05	41	0.01392	0.007915	unknown	ShapiroWilk
Zinc (mg/l)	MW-3	No	n/a	n/a	EPA 1989	0.05	41	0.06231	0.04164	unknown	ShapiroWilk
Zinc (mg/l)	MW-5	No	n/a	n/a	EPA 1989	0.05	41	0.02443	0.01154	unknown	ShapiroWilk
Zinc (mg/l)	MW-509D	No	n/a	n/a	EPA 1989	0.05	24	0.9938	1.635	unknown	ShapiroWilk
Zinc (mg/l)	MW-577	No	n/a	n/a	EPA 1989	0.05	22	0.01801	0.01796	ln(x)	ShapiroWilk
Zinc (mg/l)	MW-6	No	n/a	n/a	EPA 1989	0.05	41	0.03147	0.01516	unknown	ShapiroWilk
Zinc (mg/l)	MW-633D	Yes	0.032	11/6/2007	EPA 1989	0.05	24	0.2059	0.05598	normal	ShapiroWilk
Zinc (mg/l)	MW-689D	No	n/a	n/a	EPA 1989	0.05	22	0.03951	0.04272	unknown	ShapiroWilk
Zinc (mg/l)	MW-7	No	n/a	n/a	EPA 1989	0.05	41	0.01901	0.0155	unknown	ShapiroWilk
Zinc (mg/l)	NAB-1	No	n/a	n/a	EPA 1989	0.05	24	0.127	0.07209	normal	ShapiroWilk
Zinc (mg/l)	NAB-2	No	n/a	n/a	EPA 1989	0.05	24	0.03521	0.0146	ln(x)	ShapiroWilk
Sulfate (mg/l)	CAO-3	No	n/a	n/a	EPA 1989	0.05	26	30.32	33.84	unknown	ShapiroWilk
Sulfate (mg/l)	MW-1	No	n/a	n/a	EPA 1989	0.05	40	9.246	3.286	unknown	ShapiroWilk
Sulfate (mg/l)	MW-2	No	n/a	n/a	EPA 1989	0.05	40	18.83	8.359	unknown	ShapiroWilk
Sulfate (mg/l)	MW-3	No	n/a	n/a	EPA 1989	0.05	40	9.883	3.248	ln(x)	ShapiroWilk
Sulfate (mg/l)	MW-5	No	n/a	n/a	EPA 1989	0.05	40	7.149	2.234	unknown	ShapiroWilk
Sulfate (mg/l)	MW-509D	No	n/a	n/a	EPA 1989	0.05	23	7.683	1.761	normal	ShapiroWilk
Sulfate (mg/l)	MW-577	No	n/a	n/a	EPA 1989	0.05	21	54.76	13.48	ln(x)	ShapiroWilk

Outlier Analysis

Facility: NABORS Client: SCS Engineers Data File: NABORS flat 1-15-2015 flat Printed 1/15/2015, 3:34 PM

Constituent	Well	Outlier	Value(s)	Date(s)	Method	Alpha	N	Mean	Std. Dev.	Distribution	Normality Test
Sulfate (mg/l)	MW-6	No	n/a	n/a	EPA 1989	0.05	40	5.769	1.538	unknown	ShapiroWilk
Sulfate (mg/l)	MW-633D	No	n/a	n/a	EPA 1989	0.05	23	14.39	2.291	ln(x)	ShapiroWilk
Sulfate (mg/l)	MW-689D	No	n/a	n/a	EPA 1989	0.05	21	11.18	3.775	unknown	ShapiroWilk
Sulfate (mg/l)	MW-7	Yes	2.5,33.4,...	10/25/200...	EPA 1989	0.05	40	10.54	5.389	normal	ShapiroWilk
Sulfate (mg/l)	NAB-1	No	n/a	n/a	EPA 1989	0.05	23	24.13	5.421	unknown	ShapiroWilk
Sulfate (mg/l)	NAB-2	Yes	53	9/7/2006	EPA 1989	0.05	23	20.39	7.947	ln(x)	ShapiroWilk
Sulfate (mg/l)	NAB-3	Yes	56	9/20/2012	EPA 1989	0.05	23	13.14	10.12	ln(x)	ShapiroWilk
Sulfate (mg/l)	NAB-4	No	n/a	n/a	EPA 1989	0.05	22	37.36	12.3	ln(x)	ShapiroWilk
Sulfate (mg/l)	NAB-7	No	n/a	n/a	EPA 1989	0.05	23	19.63	5.725	normal	ShapiroWilk
Sulfate (mg/l)	NAB-8	Yes	24	7/25/2006	EPA 1989	0.05	16	12.01	3.722	normal	ShapiroWilk
Sulfate (mg/l)	SP-7	No	n/a	n/a	EPA 1989	0.05	12	10.83	2.812	normal	ShapiroWilk
Sulfate (mg/l)	SPRINGA	No	n/a	n/a	EPA 1989	0.05	20	11.25	5.587	normal	ShapiroWilk
Sulfate (mg/l)	SPRINGB	No	n/a	n/a	EPA 1989	0.05	7	18.66	13.27	normal	ShapiroWilk
Sulfate (mg/l)	TSP-1	No	n/a	n/a	EPA 1989	0.05	10	15.8	7.376	ln(x)	ShapiroWilk
Sulfate (mg/l)	TSP-2	No	n/a	n/a	EPA 1989	0.05	10	12.37	6.331	normal	ShapiroWilk
Sulfate (mg/l)	TSP-3	No	n/a	n/a	EPA 1989	0.05	6	7.817	3.943	normal	ShapiroWilk
Sulfide (mg/l)	MW-4	No	n/a	n/a	EPA 1989	0.05	11	0.02146	0.008657	unknown	ShapiroWilk
Sulfide (mg/l)	CAO-1	No	n/a	n/a	EPA 1989	0.05	11	0.027	0.01121	unknown	ShapiroWilk
Sulfide (mg/l)	CAO-2	No	n/a	n/a	EPA 1989	0.05	11	0.02119	0.006056	unknown	ShapiroWilk
Sulfide (mg/l)	CAO-3	No	n/a	n/a	EPA 1989	0.05	11	0.02455	0.001508	unknown	ShapiroWilk
Sulfide (mg/l)	MW-1	No	n/a	n/a	EPA 1989	0.05	11	0.02593	0.01396	unknown	ShapiroWilk
Tetrachloroethene (ug/l)	MW-509D	No	n/a	n/a	EPA 1989	0.05	24	0.5	0	unknown	ShapiroWilk
Tetrachloroethene (ug/l)	MW-577	No	n/a	n/a	EPA 1989	0.05	22	0.5	0	unknown	ShapiroWilk
Tetrachloroethene (ug/l)	MW-6	No	n/a	n/a	EPA 1989	0.05	41	0.3994	0.1288	unknown	ShapiroWilk
Tetrachloroethene (ug/l)	MW-633D	No	n/a	n/a	EPA 1989	0.05	24	0.5	0	unknown	ShapiroWilk
Tetrachloroethene (ug/l)	MW-689D	No	n/a	n/a	EPA 1989	0.05	22	0.5	0	unknown	ShapiroWilk
Tetrachloroethene (ug/l)	MW-7	No	n/a	n/a	EPA 1989	0.05	41	0.3994	0.1288	unknown	ShapiroWilk
Tetrachloroethene (ug/l)	NAB-1	No	n/a	n/a	EPA 1989	0.05	24	0.5	0	unknown	ShapiroWilk
Tetrachloroethene (ug/l)	NAB-2	No	n/a	n/a	EPA 1989	0.05	24	0.5	0	unknown	ShapiroWilk
Tetrachloroethene (ug/l)	NAB-3	No	n/a	n/a	EPA 1989	0.05	24	0.5	0	unknown	ShapiroWilk
Tetrachloroethene (ug/l)	NAB-4	No	n/a	n/a	EPA 1989	0.05	23	0.5	0	unknown	ShapiroWilk
Tetrachloroethene (ug/l)	NAB-7	No	n/a	n/a	EPA 1989	0.05	24	0.5	0	unknown	ShapiroWilk
Tetrachloroethene (ug/l)	NAB-8	No	n/a	n/a	EPA 1989	0.05	17	0.5	0	unknown	ShapiroWilk
Tetrachloroethene (ug/l)	SP-7	No	n/a	n/a	EPA 1989	0.05	13	0.5	0	unknown	ShapiroWilk
Tetrachloroethene (ug/l)	SPRINGA	No	n/a	n/a	EPA 1989	0.05	20	0.5	0	unknown	ShapiroWilk
Tetrachloroethene (ug/l)	SPRINGB	No	n/a	n/a	EPA 1989	0.05	7	0.5	0	unknown	ShapiroWilk
Tetrachloroethene (ug/l)	TSP-1	No	n/a	n/a	EPA 1989	0.05	9	0.5	0	unknown	ShapiroWilk
Tetrachloroethene (ug/l)	TSP-2	No	n/a	n/a	EPA 1989	0.05	10	0.5	0	unknown	ShapiroWilk
Tetrachloroethene (ug/l)	TSP-3	No	n/a	n/a	EPA 1989	0.05	7	0.5	0	unknown	ShapiroWilk
Thallium (mg/l)	MW-4	No	n/a	n/a	EPA 1989	0.05	41	0.000...	0.0001318	unknown	ShapiroWilk
Thallium (mg/l)	CAO-1	No	n/a	n/a	EPA 1989	0.05	27	0.001046	0.001435	unknown	ShapiroWilk
Thallium (mg/l)	CAO-2	No	n/a	n/a	EPA 1989	0.05	27	0.000...	0.0005638	unknown	ShapiroWilk
Thallium (mg/l)	CAO-3	No	n/a	n/a	EPA 1989	0.05	27	0.000...	0.0001601	unknown	ShapiroWilk
Thallium (mg/l)	MW-1	No	n/a	n/a	EPA 1989	0.05	41	0.000...	0.0001463	unknown	ShapiroWilk
Thallium (mg/l)	MW-2	No	n/a	n/a	EPA 1989	0.05	41	0.000...	0.001639	unknown	ShapiroWilk
Thallium (mg/l)	MW-3	No	n/a	n/a	EPA 1989	0.05	41	0.000...	0.001797	unknown	ShapiroWilk
Thallium (mg/l)	MW-5	No	n/a	n/a	EPA 1989	0.05	41	0.000939	0.001497	unknown	ShapiroWilk
Thallium (mg/l)	MW-509D	No	n/a	n/a	EPA 1989	0.05	24	0.000...	0.0001916	unknown	ShapiroWilk
Tin (mg/l)	MW-6	No	n/a	n/a	EPA 1989	0.05	19	0.008215	0.01897	unknown	ShapiroWilk
Tin (mg/l)	MW-633D	No	n/a	n/a	EPA 1989	0.05	20	0.01691	0.03494	unknown	ShapiroWilk

Outlier Analysis

Facility: NABORS Client: SCS Engineers Data File: NABORS flat 1-15-2015 flat Printed 1/15/2015, 3:34 PM

Constituent	Well	Outlier	Value(s)	Date(s)	Method	Alpha	N	Mean	Std. Dev.	Distribution	Normality Test
Tin (mg/l)	MW-689D	No	n/a	n/a	EPA 1989	0.05	20	0.01098	0.0212	unknown	ShapiroWilk
Tin (mg/l)	MW-7	No	n/a	n/a	EPA 1989	0.05	19	0.003518	0.004526	unknown	ShapiroWilk
Tin (mg/l)	NAB-1	No	n/a	n/a	EPA 1989	0.05	20	0.00649	0.01202	unknown	ShapiroWilk
Tin (mg/l)	NAB-2	No	n/a	n/a	EPA 1989	0.05	20	0.009458	0.02439	unknown	ShapiroWilk
Tin (mg/l)	NAB-3	No	n/a	n/a	EPA 1989	0.05	20	0.01234	0.02995	unknown	ShapiroWilk
Tin (mg/l)	NAB-4	No	n/a	n/a	EPA 1989	0.05	19	0.0136	0.03248	unknown	ShapiroWilk
Tin (mg/l)	NAB-7	No	n/a	n/a	EPA 1989	0.05	20	0.005429	0.009838	unknown	ShapiroWilk
Tin (mg/l)	NAB-8	No	n/a	n/a	EPA 1989	0.05	13	0.007261	0.01078	unknown	ShapiroWilk
Tin (mg/l)	SP-7	No	n/a	n/a	EPA 1989	0.05	11	0.002215	0.003849	unknown	ShapiroWilk
Tin (mg/l)	SPRINGA	No	n/a	n/a	EPA 1989	0.05	17	0.002842	0.004121	unknown	ShapiroWilk
Tin (mg/l)	SPRINGB	No	n/a	n/a	EPA 1989	0.05	6	0.00385	0.004783	unknown	ShapiroWilk
Tin (mg/l)	TSP-1	No	n/a	n/a	EPA 1989	0.05	8	0.004062	0.004917	unknown	ShapiroWilk
Tin (mg/l)	TSP-2	No	n/a	n/a	EPA 1989	0.05	9	0.000...	0.0000...	unknown	ShapiroWilk
Tin (mg/l)	TSP-3	No	n/a	n/a	EPA 1989	0.05	6	0.002065	0.003888	unknown	ShapiroWilk
TOC [Total Organic Carbon] (mg/l)	MW-4	No	n/a	n/a	EPA 1989	0.05	41	1.494	1.664	unknown	ShapiroWilk
TOC [Total Organic Carbon] (mg/l)	CAO-1	Yes	83	12/8/2010	EPA 1989	0.05	27	10.36	15.03	normal	ShapiroWilk
TOC [Total Organic Carbon] (mg/l)	CAO-2	No	n/a	n/a	EPA 1989	0.05	27	2.997	2.863	ln(x)	ShapiroWilk
TOC [Total Organic Carbon] (mg/l)	CAO-3	No	n/a	n/a	EPA 1989	0.05	27	2.499	2.277	ln(x)	ShapiroWilk
TOC [Total Organic Carbon] (mg/l)	MW-1	No	n/a	n/a	EPA 1989	0.05	41	5.028	10.54	unknown	ShapiroWilk
TOC [Total Organic Carbon] (mg/l)	MW-2	No	n/a	n/a	EPA 1989	0.05	41	1.743	1.916	unknown	ShapiroWilk
TOC [Total Organic Carbon] (mg/l)	MW-3	No	n/a	n/a	EPA 1989	0.05	41	2.31	4.32	unknown	ShapiroWilk
TOC [Total Organic Carbon] (mg/l)	MW-5	No	n/a	n/a	EPA 1989	0.05	41	1.978	3.006	unknown	ShapiroWilk
TOC [Total Organic Carbon] (mg/l)	MW-509D	No	n/a	n/a	EPA 1989	0.05	24	2.011	1.685	ln(x)	ShapiroWilk
TOC [Total Organic Carbon] (mg/l)	MW-577	No	n/a	n/a	EPA 1989	0.05	22	3.84	10.82	unknown	ShapiroWilk
Toluene (ug/l)	MW-6	No	n/a	n/a	EPA 1989	0.05	41	1.519	1.185	unknown	ShapiroWilk
Toluene (ug/l)	MW-633D	No	n/a	n/a	EPA 1989	0.05	24	2.5	0	unknown	ShapiroWilk
Toluene (ug/l)	MW-689D	No	n/a	n/a	EPA 1989	0.05	22	2.5	0	unknown	ShapiroWilk
Toluene (ug/l)	MW-7	No	n/a	n/a	EPA 1989	0.05	41	1.519	1.185	unknown	ShapiroWilk
Toluene (ug/l)	NAB-1	No	n/a	n/a	EPA 1989	0.05	24	2.409	0.447	unknown	ShapiroWilk
Toluene (ug/l)	NAB-2	No	n/a	n/a	EPA 1989	0.05	24	2.5	0	unknown	ShapiroWilk
Toluene (ug/l)	NAB-3	No	n/a	n/a	EPA 1989	0.05	24	2.5	0	unknown	ShapiroWilk
Toluene (ug/l)	NAB-4	No	n/a	n/a	EPA 1989	0.05	23	2.5	0	unknown	ShapiroWilk
Toluene (ug/l)	NAB-7	No	n/a	n/a	EPA 1989	0.05	24	2.5	0	unknown	ShapiroWilk
Toluene (ug/l)	NAB-8	No	n/a	n/a	EPA 1989	0.05	17	2.5	0	unknown	ShapiroWilk
Toluene (ug/l)	SP-7	No	n/a	n/a	EPA 1989	0.05	13	2.5	0	unknown	ShapiroWilk
Toluene (ug/l)	SPRINGA	No	n/a	n/a	EPA 1989	0.05	20	2.5	0	unknown	ShapiroWilk
Toluene (ug/l)	SPRINGB	No	n/a	n/a	EPA 1989	0.05	7	2.5	0	unknown	ShapiroWilk
Toluene (ug/l)	TSP-1	No	n/a	n/a	EPA 1989	0.05	9	2.5	0	unknown	ShapiroWilk
Toluene (ug/l)	TSP-2	No	n/a	n/a	EPA 1989	0.05	10	2.5	0	unknown	ShapiroWilk
Toluene (ug/l)	TSP-3	No	n/a	n/a	EPA 1989	0.05	7	2.5	0	unknown	ShapiroWilk
trans-1,2-Dichloroethene (ug/l)	MW-4	No	n/a	n/a	EPA 1989	0.05	41	0.5061	0.08817	unknown	ShapiroWilk
trans-1,2-Dichloroethene (ug/l)	CAO-1	No	n/a	n/a	EPA 1989	0.05	27	0.4633	0.08979	unknown	ShapiroWilk
trans-1,2-Dichloroethene (ug/l)	CAO-2	No	n/a	n/a	EPA 1989	0.05	27	0.4722	0.08006	unknown	ShapiroWilk
trans-1,2-Dichloroethene (ug/l)	CAO-3	No	n/a	n/a	EPA 1989	0.05	27	0.4722	0.08006	unknown	ShapiroWilk
trans-1,2-Dichloroethene (ug/l)	MW-1	No	n/a	n/a	EPA 1989	0.05	41	0.5007	0.09103	unknown	ShapiroWilk
trans-1,2-Dichloroethene (ug/l)	MW-2	No	n/a	n/a	EPA 1989	0.05	41	0.5061	0.08817	unknown	ShapiroWilk
trans-1,2-Dichloroethene (ug/l)	MW-3	No	n/a	n/a	EPA 1989	0.05	41	0.5061	0.08817	unknown	ShapiroWilk
trans-1,2-Dichloroethene (ug/l)	MW-5	No	n/a	n/a	EPA 1989	0.05	41	0.5061	0.08817	unknown	ShapiroWilk
trans-1,2-Dichloroethene (ug/l)	MW-509D	No	n/a	n/a	EPA 1989	0.05	24	0.5	0	unknown	ShapiroWilk
trans-1,2-Dichloroethene (ug/l)	MW-577	No	n/a	n/a	EPA 1989	0.05	22	0.5	0	unknown	ShapiroWilk

Outlier Analysis

Facility: NABORS Client: SCS Engineers Data File: NABORS flat 1-15-2015 flat Printed 1/15/2015, 3:34 PM

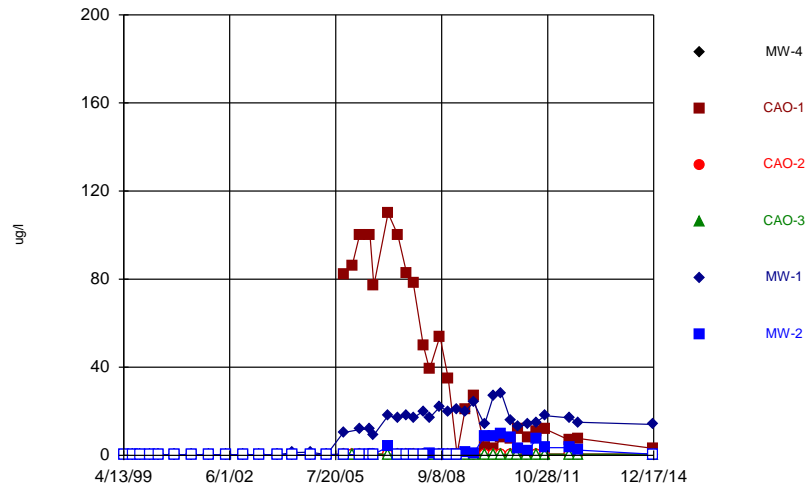
Constituent	Well	Outlier	Value(s)	Date(s)	Method	Alpha	N	Mean	Std. Dev.	Distribution	Normality Test
trans-1,2-Dichloroethene (ug/l)	MW-6	No	n/a	n/a	EPA 1989	0.05	41	0.5061	0.08817	unknown	ShapiroWilk
Trichloroethene (ug/l)	MW-633D	No	n/a	n/a	EPA 1989	0.05	24	0.5	0	unknown	ShapiroWilk
Trichloroethene (ug/l)	MW-689D	No	n/a	n/a	EPA 1989	0.05	22	0.5	0	unknown	ShapiroWilk
Trichloroethene (ug/l)	MW-7	No	n/a	n/a	EPA 1989	0.05	41	0.3994	0.1288	unknown	ShapiroWilk
Trichloroethene (ug/l)	NAB-1	No	n/a	n/a	EPA 1989	0.05	24	0.5	0	unknown	ShapiroWilk
Trichloroethene (ug/l)	NAB-2	No	n/a	n/a	EPA 1989	0.05	24	0.5	0	unknown	ShapiroWilk
Trichloroethene (ug/l)	NAB-3	No	n/a	n/a	EPA 1989	0.05	24	0.5	0	unknown	ShapiroWilk
Trichloroethene (ug/l)	NAB-4	No	n/a	n/a	EPA 1989	0.05	23	0.5	0	unknown	ShapiroWilk
Trichloroethene (ug/l)	NAB-7	No	n/a	n/a	EPA 1989	0.05	24	0.5	0	unknown	ShapiroWilk
Trichloroethene (ug/l)	NAB-8	No	n/a	n/a	EPA 1989	0.05	17	0.5	0	unknown	ShapiroWilk
Trichloroethene (ug/l)	SP-7	No	n/a	n/a	EPA 1989	0.05	13	0.5	0	unknown	ShapiroWilk
Trichloroethene (ug/l)	SPRINGA	No	n/a	n/a	EPA 1989	0.05	20	0.5	0	unknown	ShapiroWilk
Trichloroethene (ug/l)	SPRINGB	No	n/a	n/a	EPA 1989	0.05	7	0.5	0	unknown	ShapiroWilk
Trichloroethene (ug/l)	TSP-1	No	n/a	n/a	EPA 1989	0.05	9	0.5	0	unknown	ShapiroWilk
Trichloroethene (ug/l)	TSP-2	No	n/a	n/a	EPA 1989	0.05	10	0.5	0	unknown	ShapiroWilk
Trichloroethene (ug/l)	TSP-3	No	n/a	n/a	EPA 1989	0.05	7	0.5	0	unknown	ShapiroWilk
Vanadium (mg/l)	MW-4	No	n/a	n/a	EPA 1989	0.05	41	0.0729	0.09277	unknown	ShapiroWilk
Vanadium (mg/l)	CAO-1	No	n/a	n/a	EPA 1989	0.05	27	0.006401	0.004645	unknown	ShapiroWilk
Vanadium (mg/l)	CAO-2	No	n/a	n/a	EPA 1989	0.05	27	0.008926	0.01335	unknown	ShapiroWilk
Vanadium (mg/l)	CAO-3	No	n/a	n/a	EPA 1989	0.05	27	0.0066	0.005823	unknown	ShapiroWilk
Vanadium (mg/l)	MW-1	No	n/a	n/a	EPA 1989	0.05	41	0.07302	0.0928	unknown	ShapiroWilk
Vanadium (mg/l)	MW-2	No	n/a	n/a	EPA 1989	0.05	41	0.07229	0.09314	unknown	ShapiroWilk
Vanadium (mg/l)	MW-3	No	n/a	n/a	EPA 1989	0.05	41	0.0738	0.09236	unknown	ShapiroWilk
Vanadium (mg/l)	MW-5	No	n/a	n/a	EPA 1989	0.05	41	0.0729	0.09282	unknown	ShapiroWilk
Vanadium (mg/l)	MW-509D	No	n/a	n/a	EPA 1989	0.05	24	0.01633	0.02127	unknown	ShapiroWilk
Vanadium (mg/l)	MW-577	No	n/a	n/a	EPA 1989	0.05	22	0.006295	0.005186	unknown	ShapiroWilk
Vanadium (mg/l)	MW-6	No	n/a	n/a	EPA 1989	0.05	41	0.0732	0.09269	unknown	ShapiroWilk
Vanadium (mg/l)	MW-633D	No	n/a	n/a	EPA 1989	0.05	24	0.005083	0.001167	unknown	ShapiroWilk
Vinyl chloride (ug/l)	MW-7	No	n/a	n/a	EPA 1989	0.05	41	0.4841	0.05749	unknown	ShapiroWilk
Vinyl chloride (ug/l)	NAB-1	No	n/a	n/a	EPA 1989	0.05	24	0.5	0	unknown	ShapiroWilk
Vinyl chloride (ug/l)	NAB-2	No	n/a	n/a	EPA 1989	0.05	24	0.5	0	unknown	ShapiroWilk
Vinyl chloride (ug/l)	NAB-3	No	n/a	n/a	EPA 1989	0.05	24	0.5	0	unknown	ShapiroWilk
Vinyl chloride (ug/l)	NAB-4	No	n/a	n/a	EPA 1989	0.05	23	0.5	0	unknown	ShapiroWilk
Vinyl chloride (ug/l)	NAB-7	No	n/a	n/a	EPA 1989	0.05	24	0.5	0	unknown	ShapiroWilk
Vinyl chloride (ug/l)	NAB-8	No	n/a	n/a	EPA 1989	0.05	17	0.5	0	unknown	ShapiroWilk
Vinyl chloride (ug/l)	SP-7	No	n/a	n/a	EPA 1989	0.05	13	0.5	0	unknown	ShapiroWilk
Vinyl chloride (ug/l)	SPRINGA	No	n/a	n/a	EPA 1989	0.05	20	0.5	0	unknown	ShapiroWilk
Vinyl chloride (ug/l)	SPRINGB	No	n/a	n/a	EPA 1989	0.05	7	0.5	0	unknown	ShapiroWilk
Vinyl chloride (ug/l)	TSP-1	No	n/a	n/a	EPA 1989	0.05	9	0.5	0	unknown	ShapiroWilk
Vinyl chloride (ug/l)	TSP-2	No	n/a	n/a	EPA 1989	0.05	10	0.5	0	unknown	ShapiroWilk
Vinyl chloride (ug/l)	TSP-3	No	n/a	n/a	EPA 1989	0.05	7	0.5	0	unknown	ShapiroWilk
Xylenes, Total (ug/l)	MW-4	No	n/a	n/a	EPA 1989	0.05	41	1.012	0.59	unknown	ShapiroWilk
Xylenes, Total (ug/l)	CAO-1	No	n/a	n/a	EPA 1989	0.05	27	1.362	0.4052	unknown	ShapiroWilk
Xylenes, Total (ug/l)	CAO-2	No	n/a	n/a	EPA 1989	0.05	27	1.344	0.4484	unknown	ShapiroWilk
Xylenes, Total (ug/l)	CAO-3	No	n/a	n/a	EPA 1989	0.05	27	1.344	0.4484	unknown	ShapiroWilk
Xylenes, Total (ug/l)	MW-1	No	n/a	n/a	EPA 1989	0.05	41	1.012	0.59	unknown	ShapiroWilk
Xylenes, Total (ug/l)	MW-2	No	n/a	n/a	EPA 1989	0.05	41	1.012	0.59	unknown	ShapiroWilk
Xylenes, Total (ug/l)	MW-3	No	n/a	n/a	EPA 1989	0.05	41	1.012	0.59	unknown	ShapiroWilk
Xylenes, Total (ug/l)	MW-5	No	n/a	n/a	EPA 1989	0.05	41	1.012	0.59	unknown	ShapiroWilk
Xylenes, Total (ug/l)	MW-509D	No	n/a	n/a	EPA 1989	0.05	24	1.5	0	unknown	ShapiroWilk

Outlier Analysis

Facility: NABORS Client: SCS Engineers Data File: NABORS flat 1-15-2015 flat Printed 1/15/2015, 3:34 PM

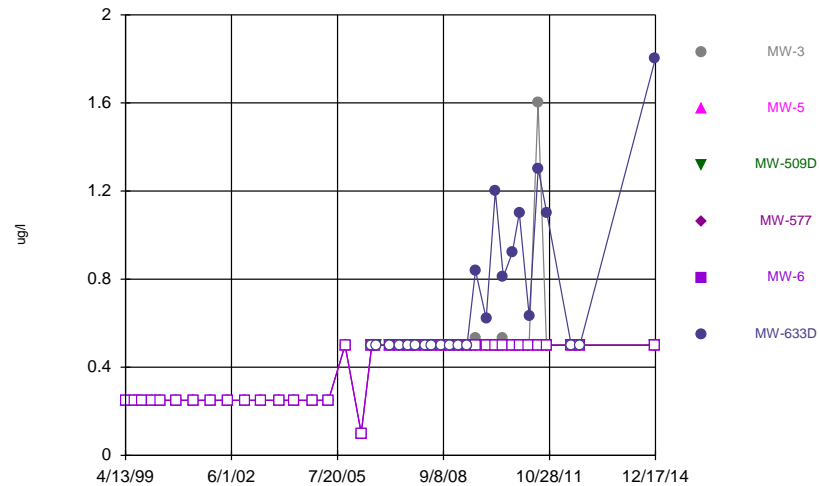
<u>Constituent</u>	<u>Well</u>	<u>Outlier</u>	<u>Value(s)</u>	<u>Date(s)</u>	<u>Method</u>	<u>Alpha</u>	<u>N</u>	<u>Mean</u>	<u>Std. Dev.</u>	<u>Distribution</u>	<u>Normality Test</u>
Xylenes, Total (ug/l)	MW-577	No	n/a	n/a	EPA 1989	0.05	22	1.5	0	unknown	ShapiroWilk
Xylenes, Total (ug/l)	MW-6	No	n/a	n/a	EPA 1989	0.05	41	1.012	0.59	unknown	ShapiroWilk
Xylenes, Total (ug/l)	MW-633D	No	n/a	n/a	EPA 1989	0.05	24	1.5	0	unknown	ShapiroWilk
Xylenes, Total (ug/l)	MW-689D	No	n/a	n/a	EPA 1989	0.05	22	1.5	0	unknown	ShapiroWilk
Xylenes, Total (ug/l)	MW-7	No	n/a	n/a	EPA 1989	0.05	41	1.012	0.59	unknown	ShapiroWilk
Zinc (mg/l)	NAB-3	No	n/a	n/a	EPA 1989	0.05	24	0.1118	0.04991	ln(x)	ShapiroWilk
Zinc (mg/l)	NAB-4	No	n/a	n/a	EPA 1989	0.05	23	0.45	0.1873	unknown	ShapiroWilk
Zinc (mg/l)	NAB-7	No	n/a	n/a	EPA 1989	0.05	24	0.04758	0.03022	unknown	ShapiroWilk
Zinc (mg/l)	NAB-8	No	n/a	n/a	EPA 1989	0.05	17	0.05818	0.1656	unknown	ShapiroWilk
Zinc (mg/l)	SP-7	No	n/a	n/a	EPA 1989	0.05	13	0.01994	0.01956	ln(x)	ShapiroWilk
Zinc (mg/l)	SPRINGA	No	n/a	n/a	EPA 1989	0.05	20	0.0742	0.04767	normal	ShapiroWilk
Zinc (mg/l)	SPRINGB	No	n/a	n/a	EPA 1989	0.05	7	0.02414	0.01535	normal	ShapiroWilk
Zinc (mg/l)	TSP-1	No	n/a	n/a	EPA 1989	0.05	10	0.0705	0.03918	normal	ShapiroWilk
Zinc (mg/l)	TSP-2	Yes	0.0089	9/21/2010	EPA 1989	0.05	10	0.08209	0.05464	ln(x)	ShapiroWilk
Zinc (mg/l)	TSP-3	No	n/a	n/a	EPA 1989	0.05	7	0.484	1.242	unknown	ShapiroWilk

Time Series



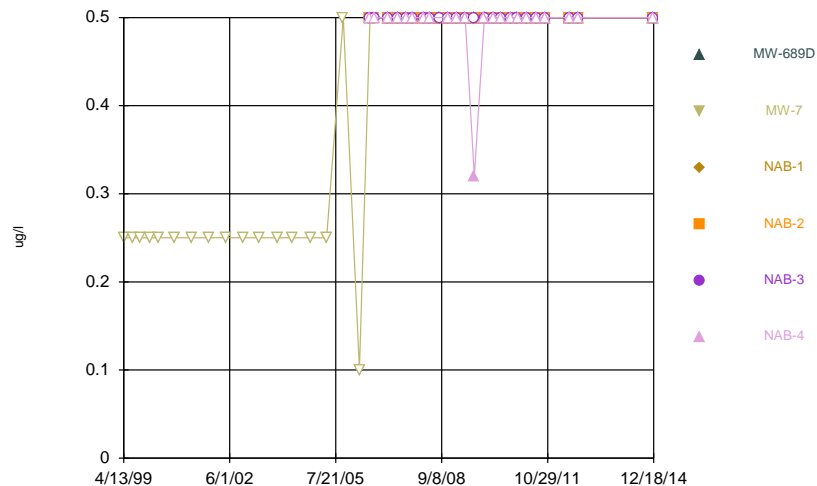
Constituent: 1,1-Dichloroethane Analysis Run 1/15/2015 12:57 PM
Facility: NABORS Client: SCS Engineers Data File: NABORS flat 1-13-2015

Time Series



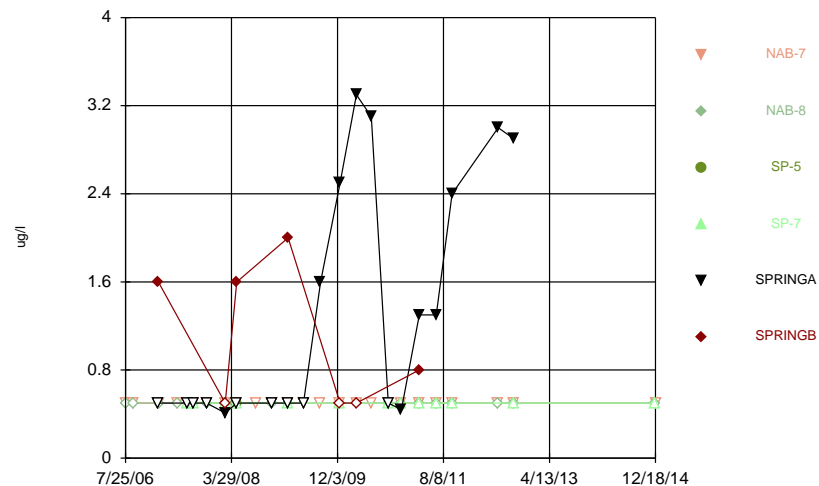
Constituent: 1,1-Dichloroethane Analysis Run 1/15/2015 12:57 PM
Facility: NABORS Client: SCS Engineers Data File: NABORS flat 1-13-2015

Time Series



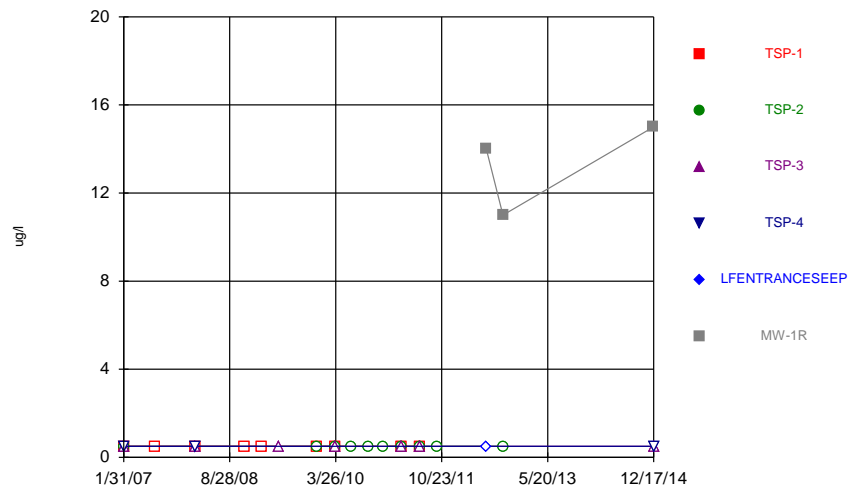
Constituent: 1,1-Dichloroethane Analysis Run 1/15/2015 12:57 PM
Facility: NABORS Client: SCS Engineers Data File: NABORS flat 1-13-2015

Time Series



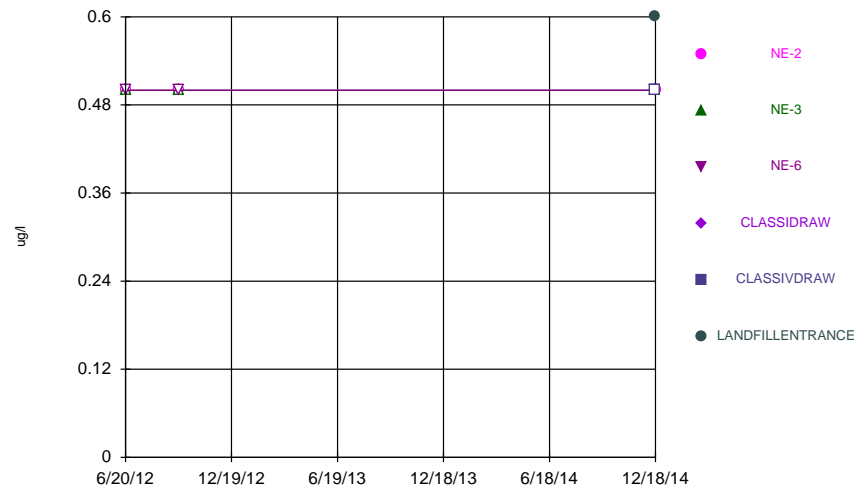
Constituent: 1,1-Dichloroethane Analysis Run 1/15/2015 12:57 PM
Facility: NABORS Client: SCS Engineers Data File: NABORS flat 1-13-2015

Time Series



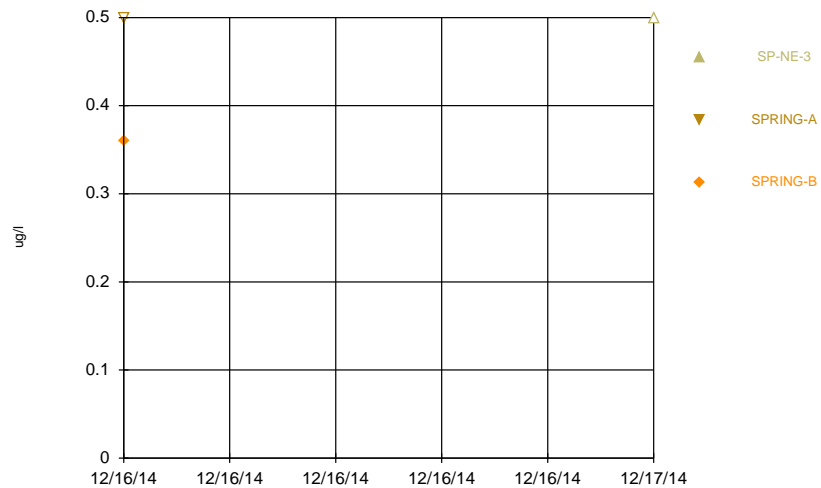
Constituent: 1,1-Dichloroethane Analysis Run 1/15/2015 12:57 PM
Facility: NABORS Client: SCS Engineers Data File: NABORS flat 1-13-2015

Time Series



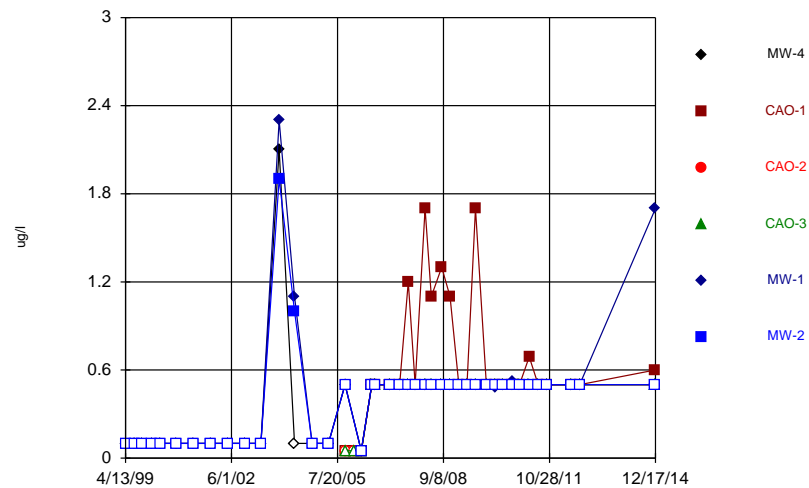
Constituent: 1,1-Dichloroethane Analysis Run 1/15/2015 12:57 PM
Facility: NABORS Client: SCS Engineers Data File: NABORS flat 1-13-2015

Time Series



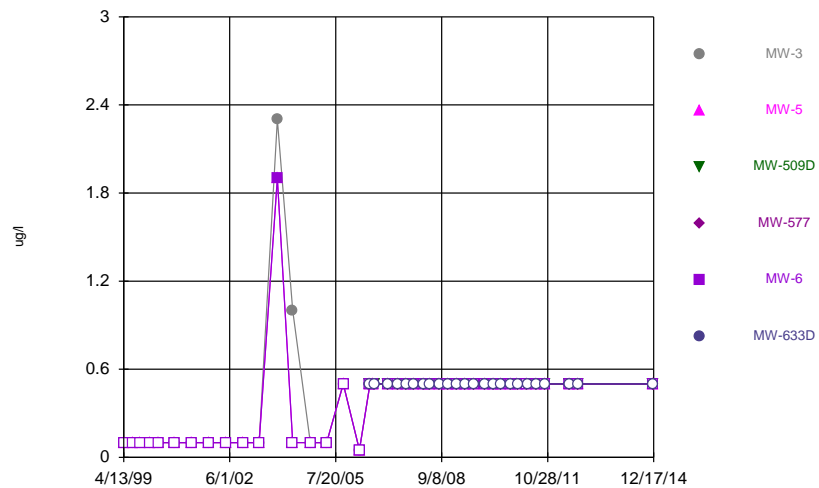
Constituent: 1,1-Dichloroethane Analysis Run 1/15/2015 12:57 PM
Facility: NABORS Client: SCS Engineers Data File: NABORS flat 1-13-2015

Time Series



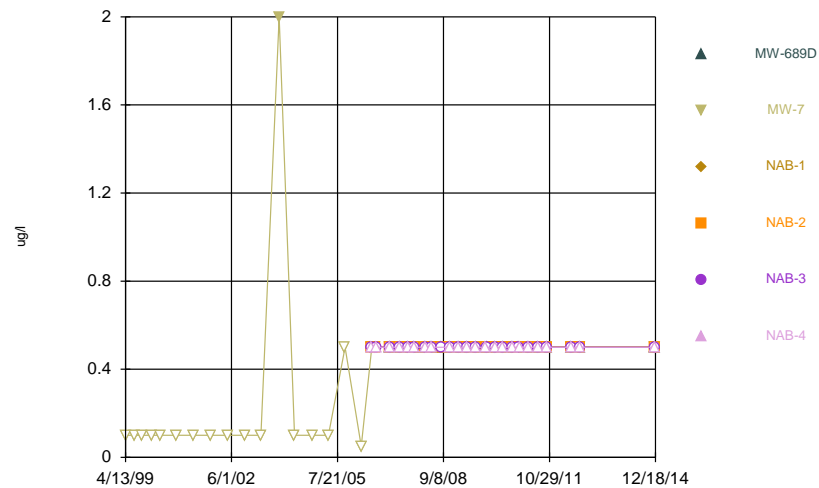
Constituent: 1,4-Dichlorobenzene Analysis Run 1/15/2015 12:57 PM
Facility: NABORS Client: SCS Engineers Data File: NABORS flat 1-13-2015

Time Series



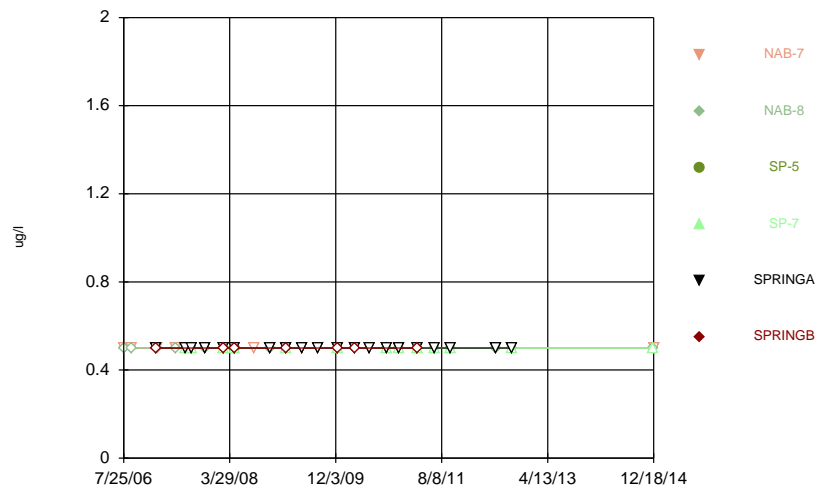
Constituent: 1,4-Dichlorobenzene Analysis Run 1/15/2015 12:57 PM
Facility: NABORS Client: SCS Engineers Data File: NABORS flat 1-13-2015

Time Series



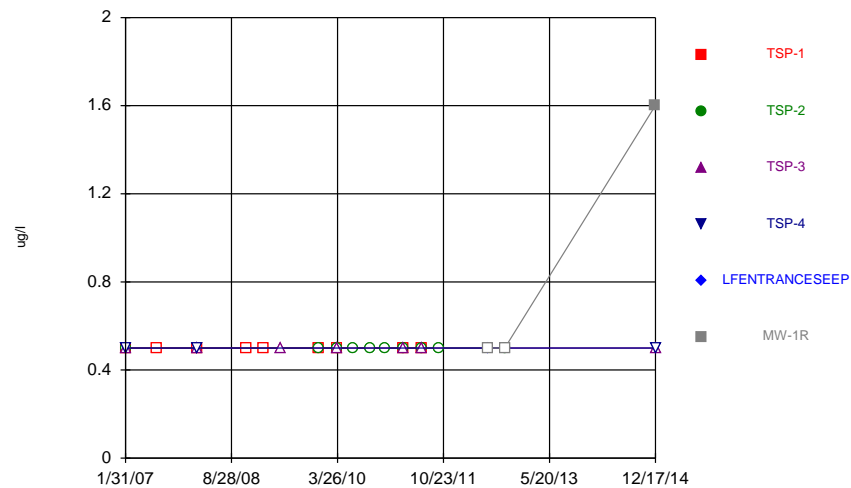
Constituent: 1,4-Dichlorobenzene Analysis Run 1/15/2015 12:57 PM
Facility: NABORS Client: SCS Engineers Data File: NABORS flat 1-13-2015

Time Series



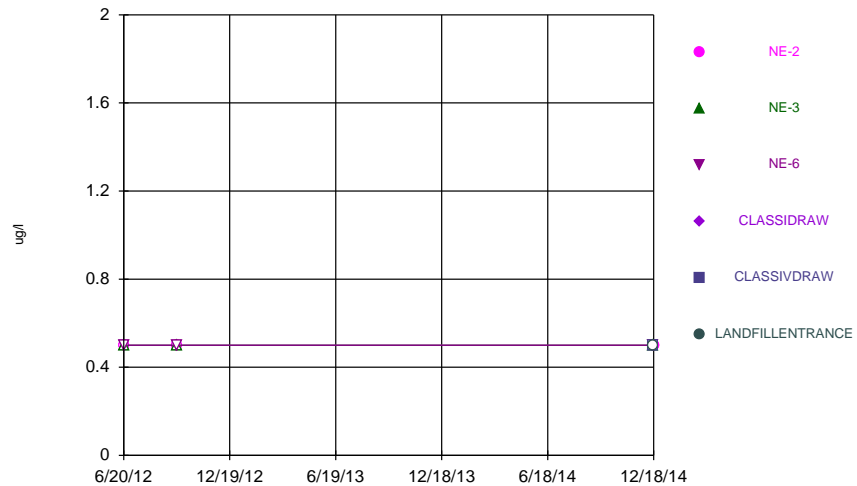
Constituent: 1,4-Dichlorobenzene Analysis Run 1/15/2015 12:57 PM
Facility: NABORS Client: SCS Engineers Data File: NABORS flat 1-13-2015

Time Series



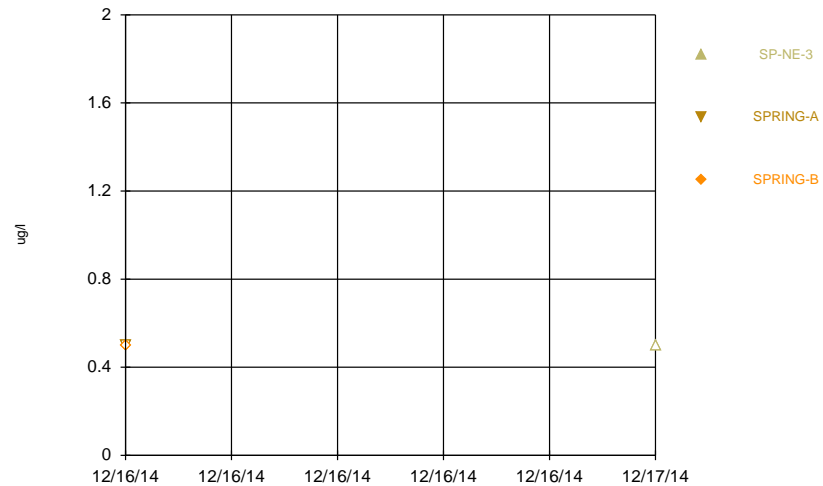
Constituent: 1,4-Dichlorobenzene Analysis Run 1/15/2015 12:57 PM
Facility: NABORS Client: SCS Engineers Data File: NABORS flat 1-13-2015

Time Series



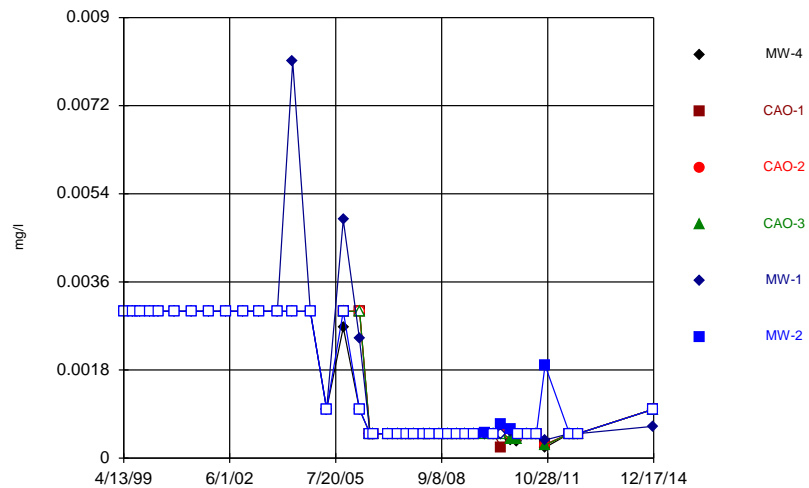
Constituent: 1,4-Dichlorobenzene Analysis Run 1/15/2015 12:57 PM
Facility: NABORS Client: SCS Engineers Data File: NABORS flat 1-13-2015

Time Series



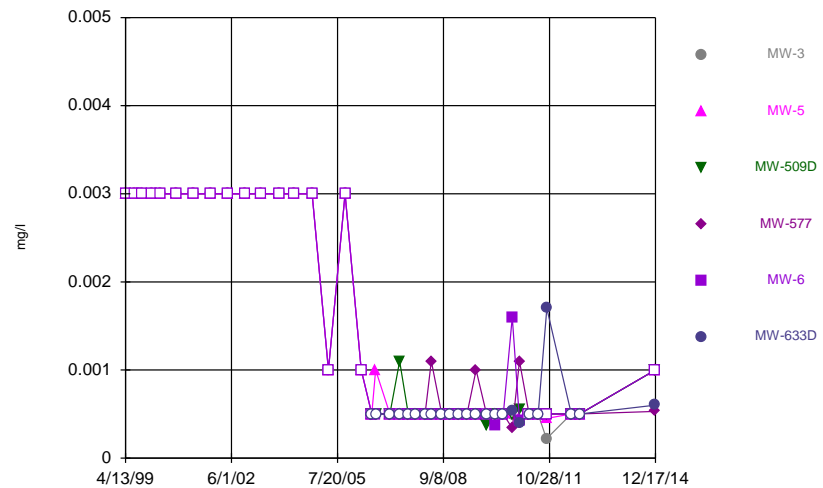
Constituent: 1,4-Dichlorobenzene Analysis Run 1/15/2015 12:57 PM
Facility: NABORS Client: SCS Engineers Data File: NABORS flat 1-13-2015

Time Series



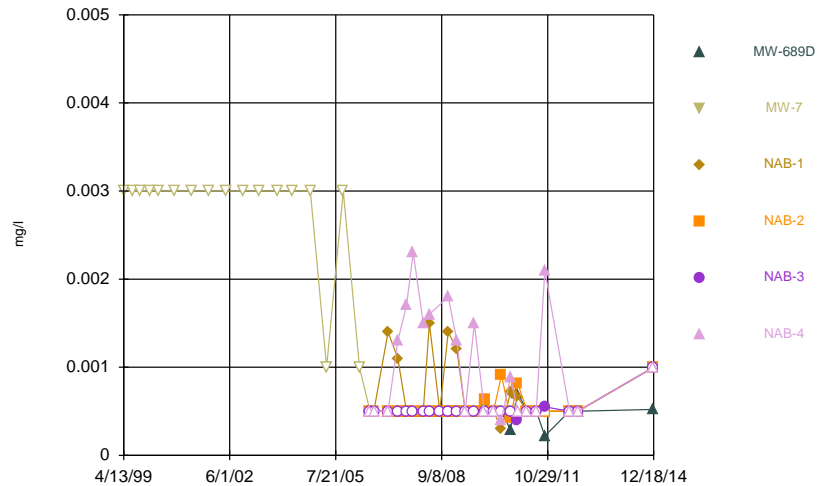
Constituent: Antimony Analysis Run 1/15/2015 12:57 PM
Facility: NABORS Client: SCS Engineers Data File: NABORS flat 1-13-2015

Time Series



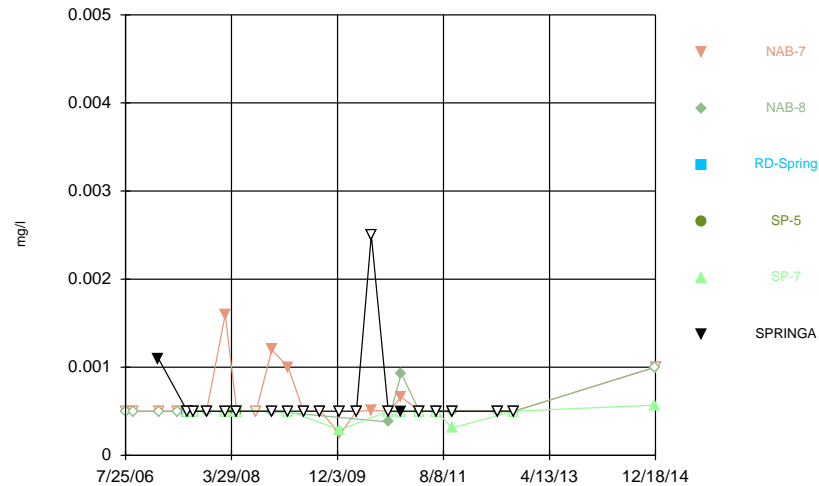
Constituent: Antimony Analysis Run 1/15/2015 12:57 PM
Facility: NABORS Client: SCS Engineers Data File: NABORS flat 1-13-2015

Time Series



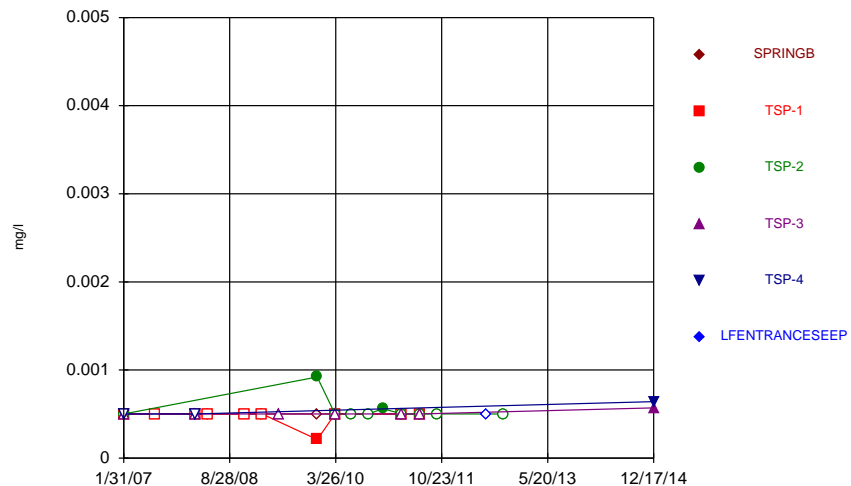
Constituent: Antimony Analysis Run 1/15/2015 12:57 PM
Facility: NABORS Client: SCS Engineers Data File: NABORS flat 1-13-2015

Time Series



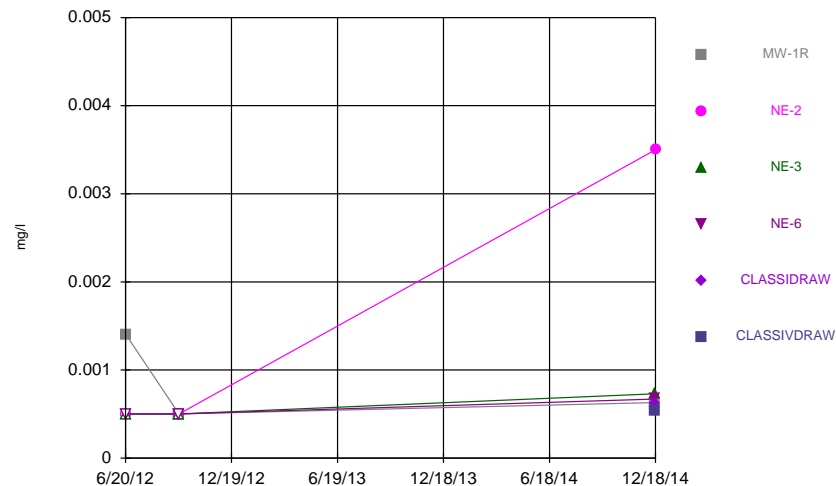
Constituent: Antimony Analysis Run 1/15/2015 12:57 PM
Facility: NABORS Client: SCS Engineers Data File: NABORS flat 1-13-2015

Time Series



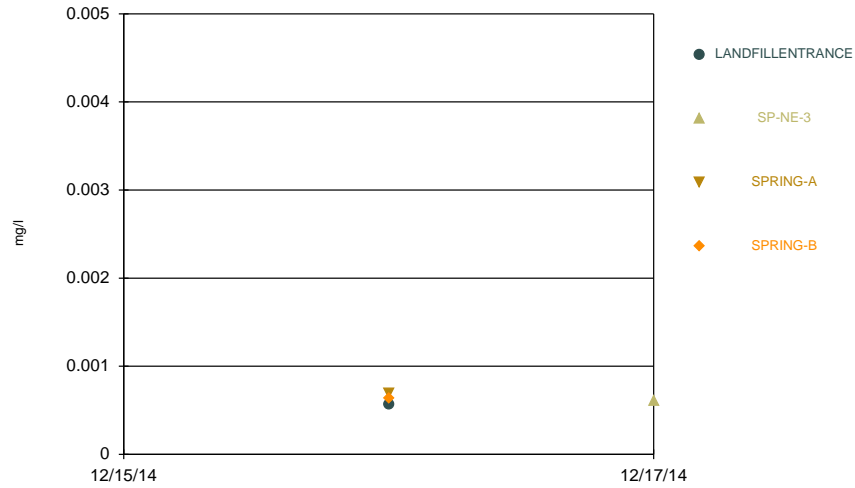
Constituent: Antimony Analysis Run 1/15/2015 12:57 PM
Facility: NABORS Client: SCS Engineers Data File: NABORS flat 1-13-2015

Time Series



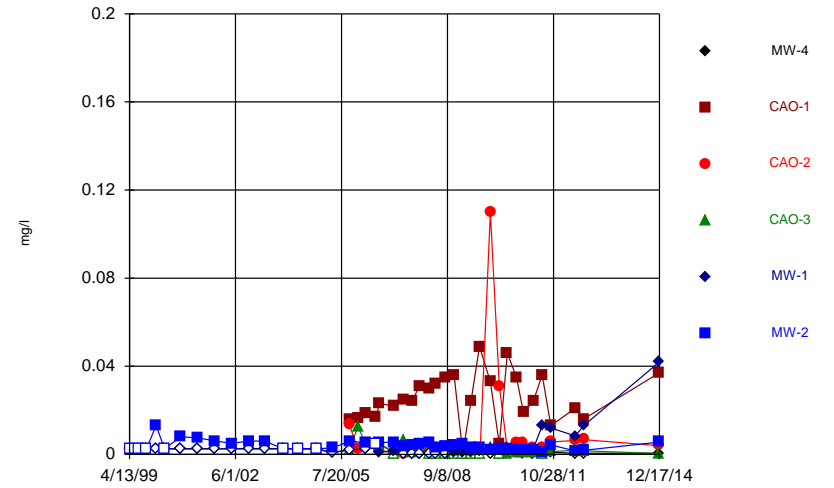
Constituent: Antimony Analysis Run 1/15/2015 12:57 PM
Facility: NABORS Client: SCS Engineers Data File: NABORS flat 1-13-2015

Time Series



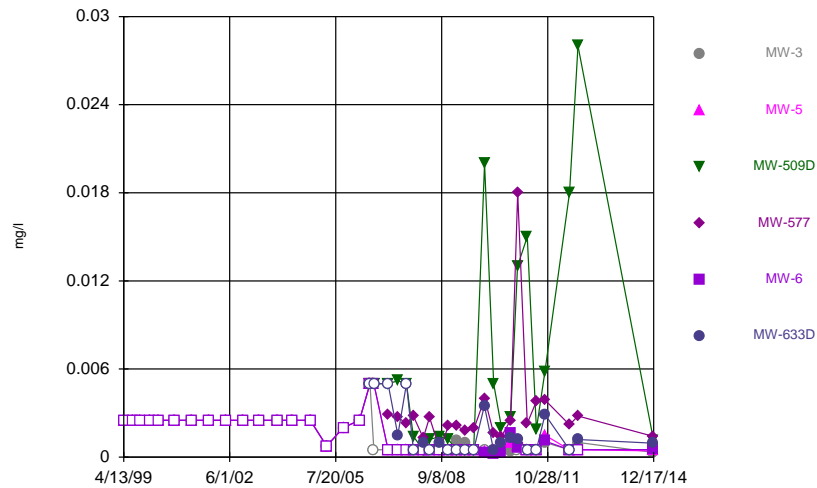
Constituent: Antimony Analysis Run 1/15/2015 12:57 PM
Facility: NABORS Client: SCS Engineers Data File: NABORS flat 1-13-2015

Time Series



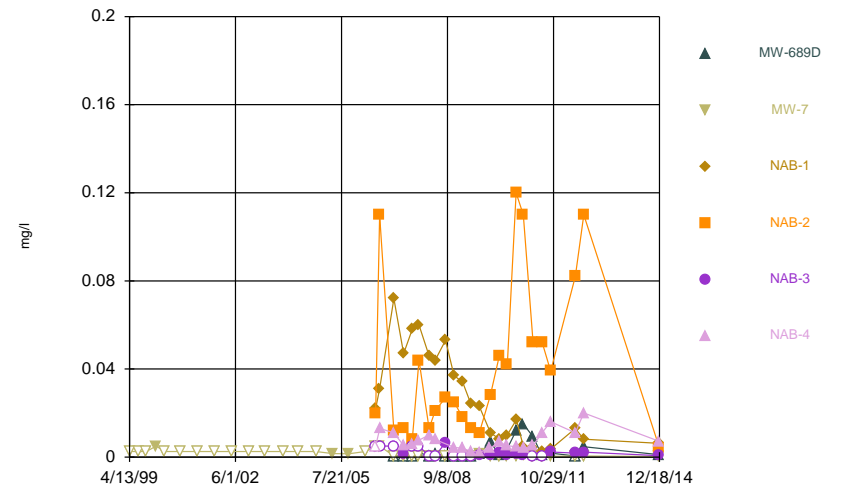
Constituent: Arsenic Analysis Run 1/15/2015 12:57 PM
Facility: NABORS Client: SCS Engineers Data File: NABORS flat 1-13-2015

Time Series



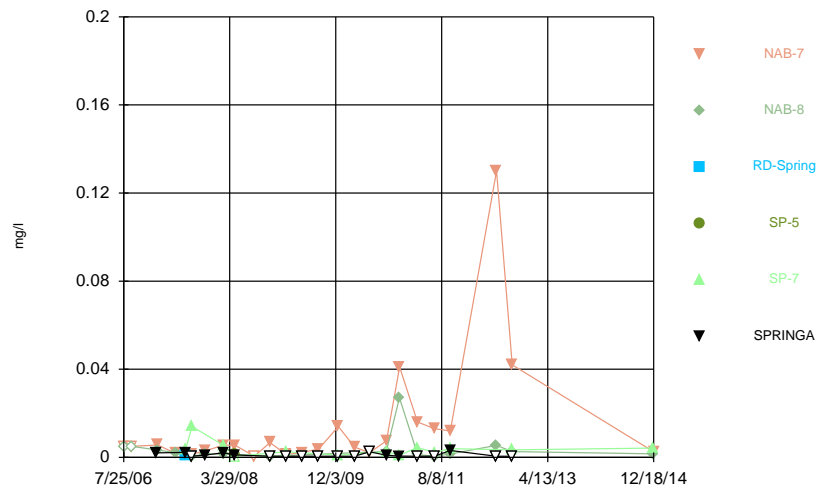
Constituent: Arsenic Analysis Run 1/15/2015 12:57 PM
Facility: NABORS Client: SCS Engineers Data File: NABORS flat 1-13-2015

Time Series



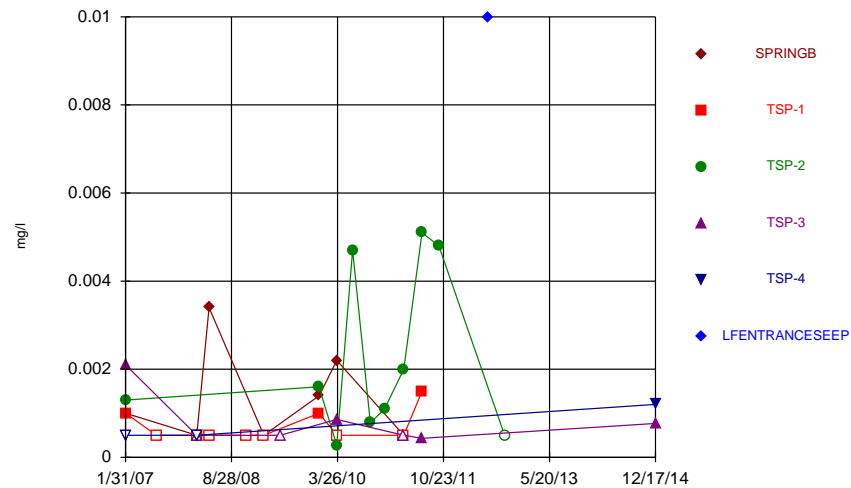
Constituent: Arsenic Analysis Run 1/15/2015 12:57 PM
Facility: NABORS Client: SCS Engineers Data File: NABORS flat 1-13-2015

Time Series



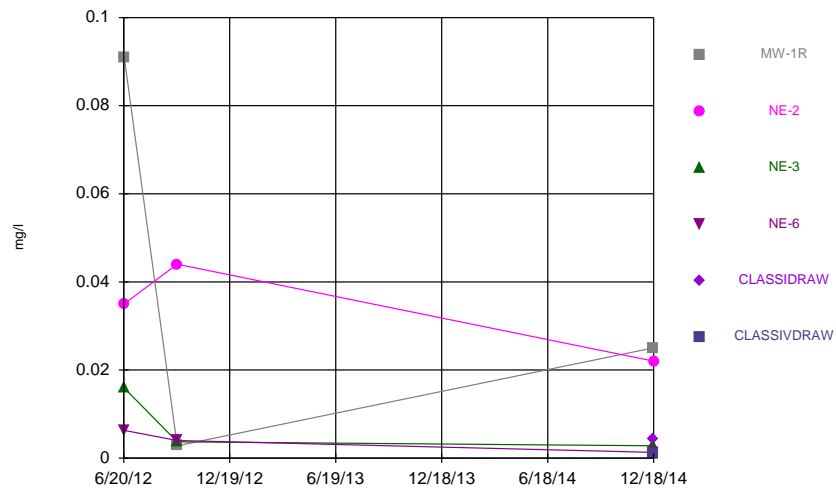
Constituent: Arsenic Analysis Run 1/15/2015 12:57 PM
Facility: NABORS Client: SCS Engineers Data File: NABORS flat 1-13-2015

Time Series



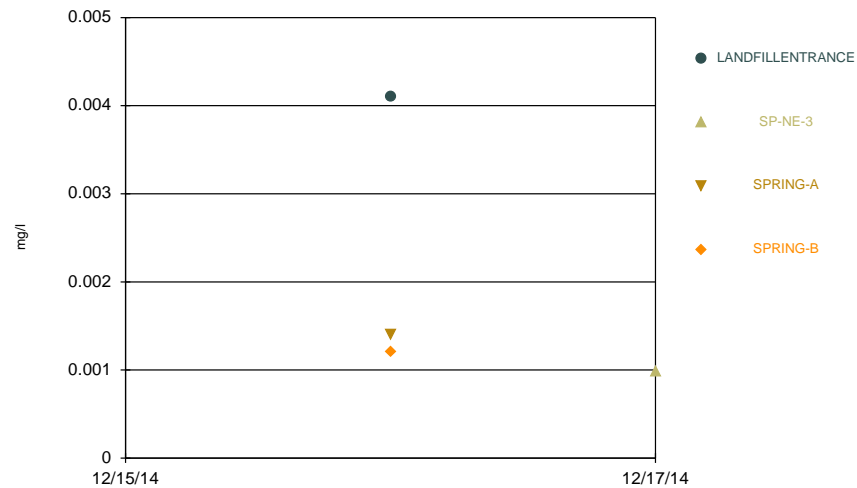
Constituent: Arsenic Analysis Run 1/15/2015 12:57 PM
Facility: NABORS Client: SCS Engineers Data File: NABORS flat 1-13-2015

Time Series



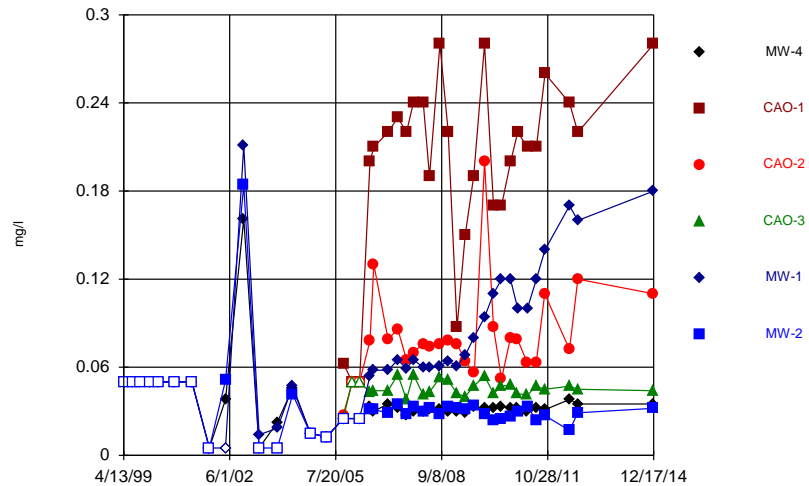
Constituent: Arsenic Analysis Run 1/15/2015 12:57 PM
Facility: NABORS Client: SCS Engineers Data File: NABORS flat 1-13-2015

Time Series



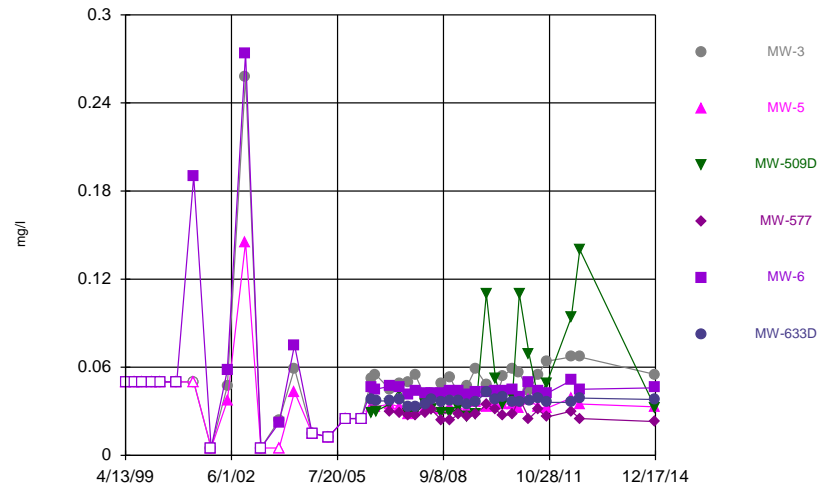
Constituent: Arsenic Analysis Run 1/15/2015 12:57 PM
Facility: NABORS Client: SCS Engineers Data File: NABORS flat 1-13-2015

Time Series



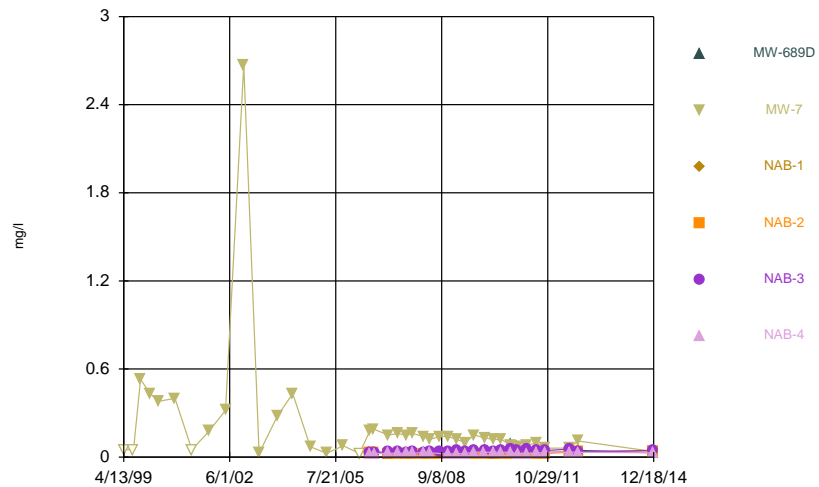
Constituent: Barium Analysis Run 1/15/2015 12:58 PM
Facility: NABORS Client: SCS Engineers Data File: NABORS flat 1-13-2015

Time Series



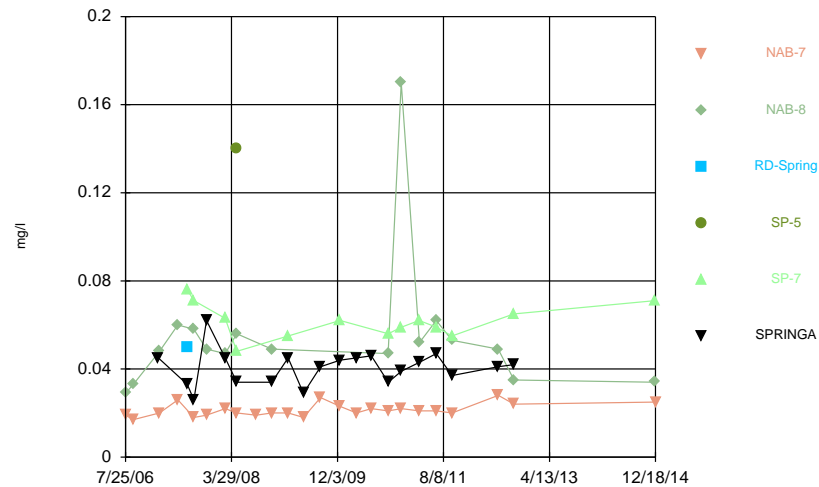
Constituent: Barium Analysis Run 1/15/2015 12:58 PM
Facility: NABORS Client: SCS Engineers Data File: NABORS flat 1-13-2015

Time Series



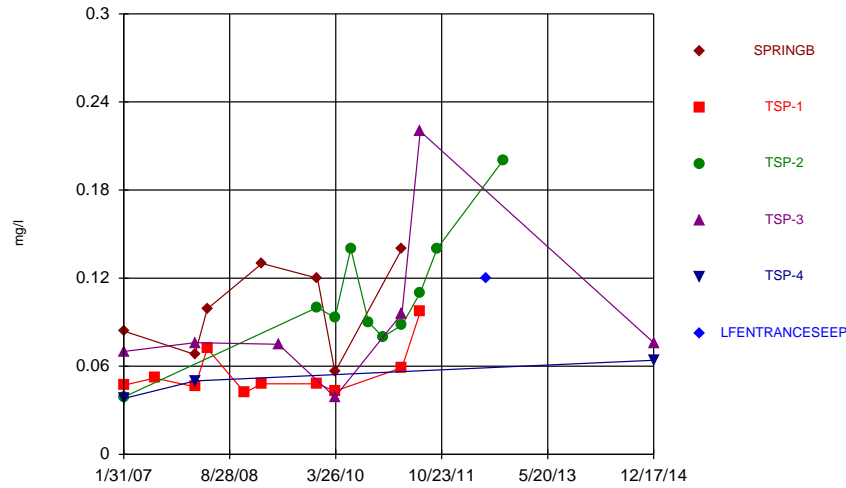
Constituent: Barium Analysis Run 1/15/2015 12:58 PM
Facility: NABORS Client: SCS Engineers Data File: NABORS flat 1-13-2015

Time Series



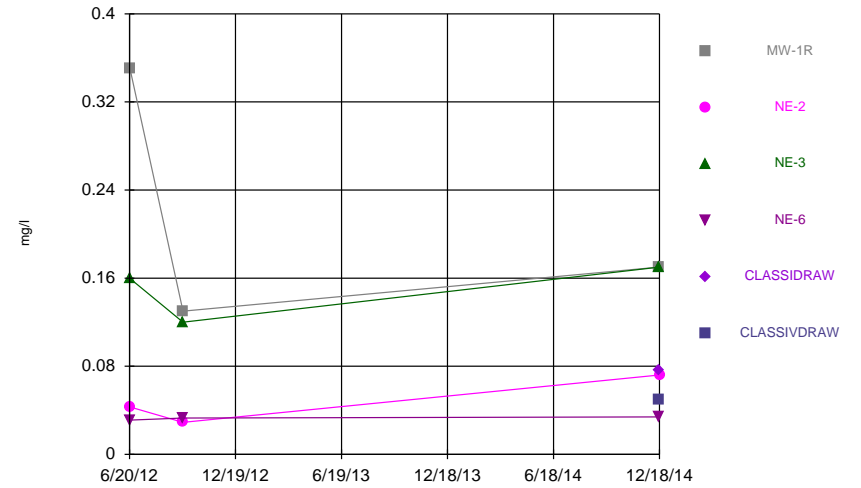
Constituent: Barium Analysis Run 1/15/2015 12:58 PM
Facility: NABORS Client: SCS Engineers Data File: NABORS flat 1-13-2015

Time Series



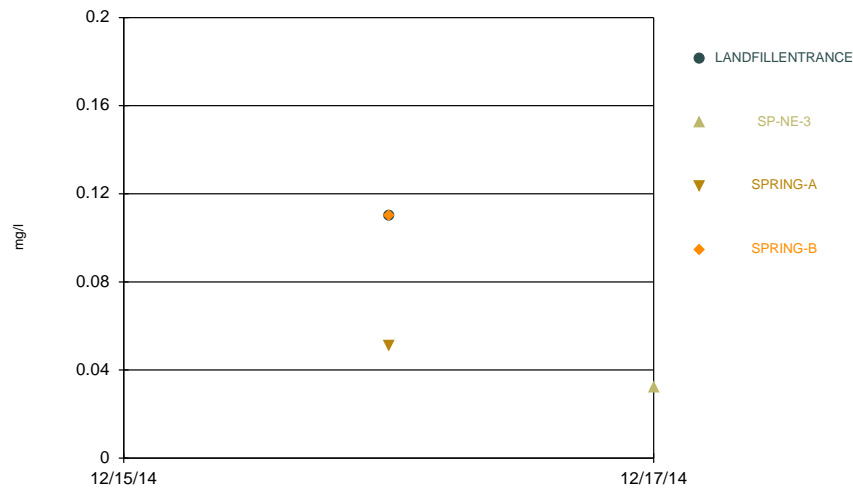
Constituent: Barium Analysis Run 1/15/2015 12:58 PM
 Facility: NABORS Client: SCS Engineers Data File: NABORS flat 1-13-2015

Time Series



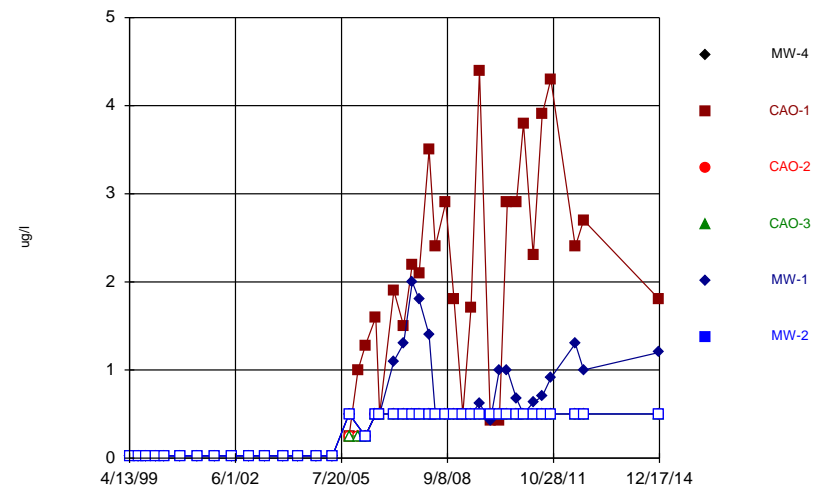
Constituent: Barium Analysis Run 1/15/2015 12:58 PM
 Facility: NABORS Client: SCS Engineers Data File: NABORS flat 1-13-2015

Time Series



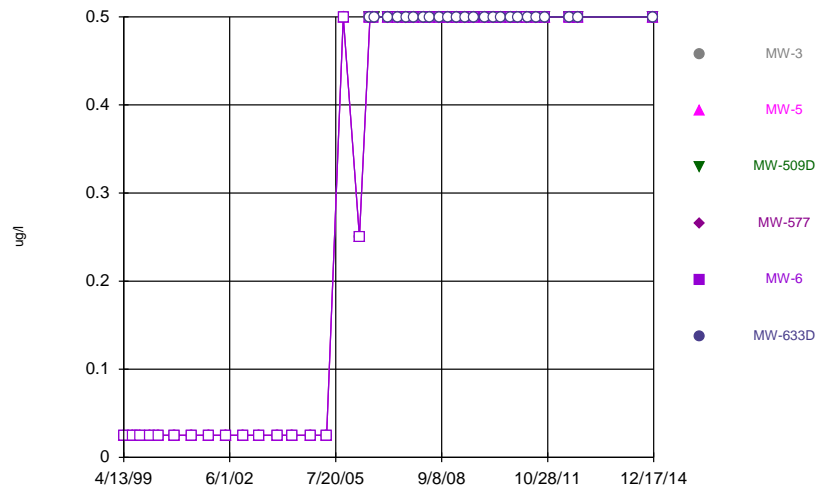
Constituent: Barium Analysis Run 1/15/2015 12:58 PM
 Facility: NABORS Client: SCS Engineers Data File: NABORS flat 1-13-2015

Time Series



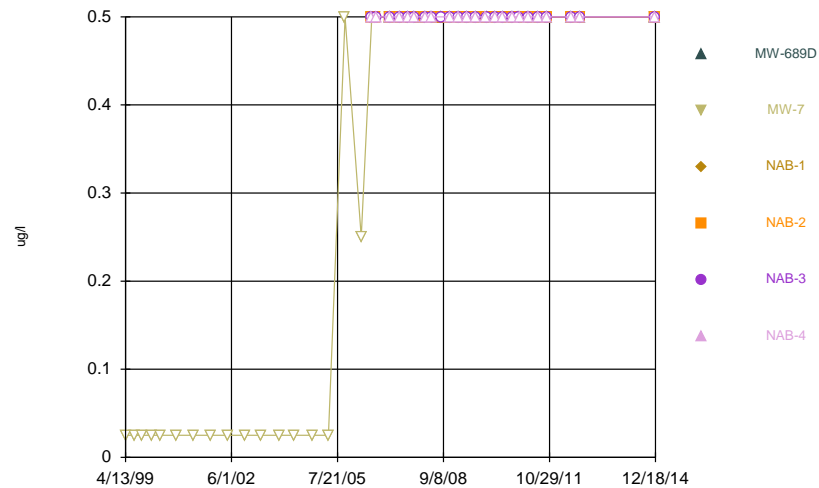
Constituent: Benzene Analysis Run 1/15/2015 12:58 PM
 Facility: NABORS Client: SCS Engineers Data File: NABORS flat 1-13-2015

Time Series



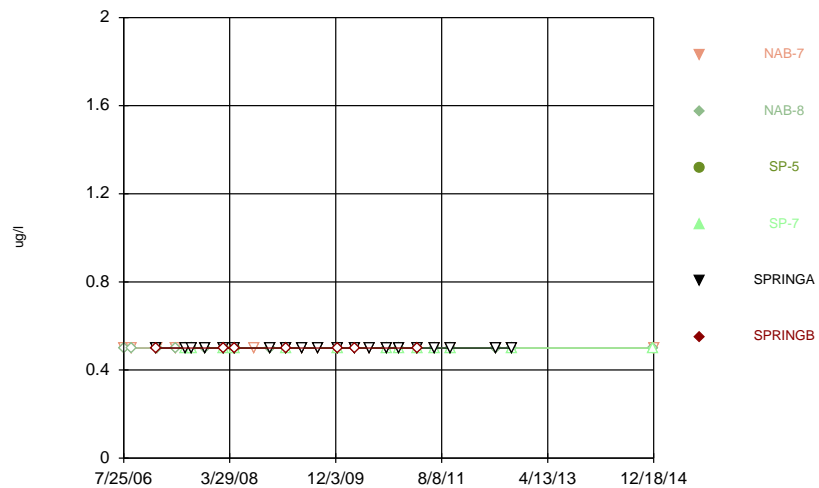
Constituent: Benzene Analysis Run 1/15/2015 12:58 PM
Facility: NABORS Client: SCS Engineers Data File: NABORS flat 1-13-2015

Time Series



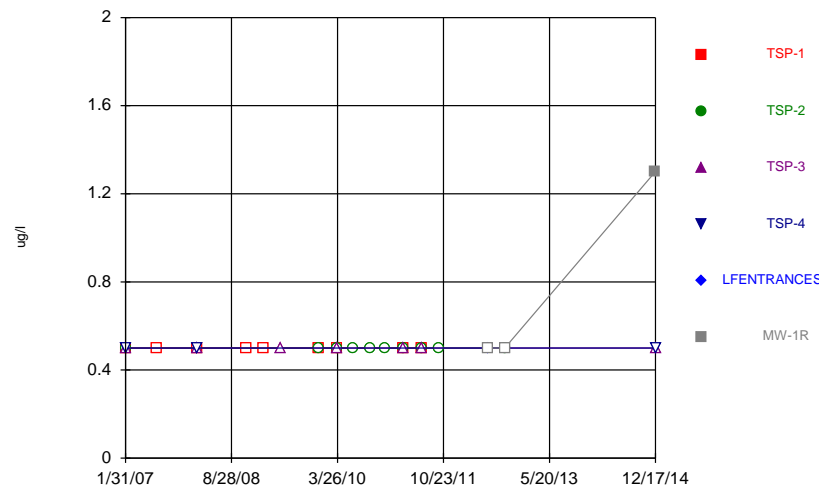
Constituent: Benzene Analysis Run 1/15/2015 12:58 PM
Facility: NABORS Client: SCS Engineers Data File: NABORS flat 1-13-2015

Time Series



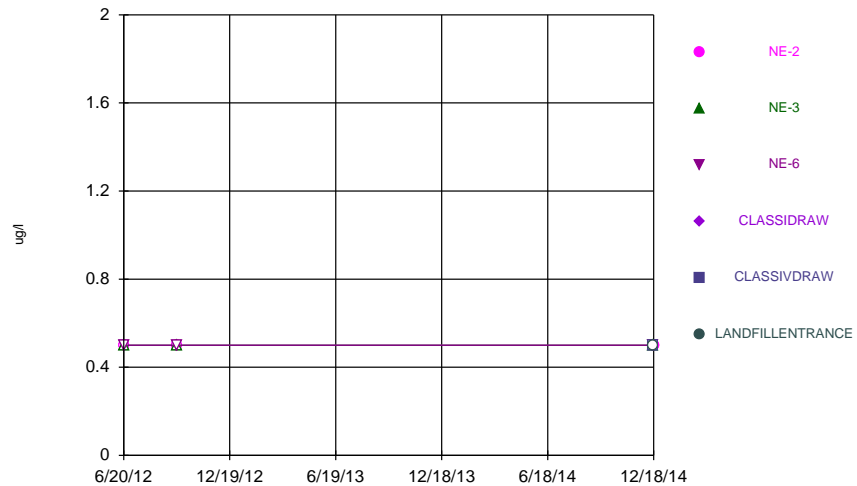
Constituent: Benzene Analysis Run 1/15/2015 12:58 PM
Facility: NABORS Client: SCS Engineers Data File: NABORS flat 1-13-2015

Time Series



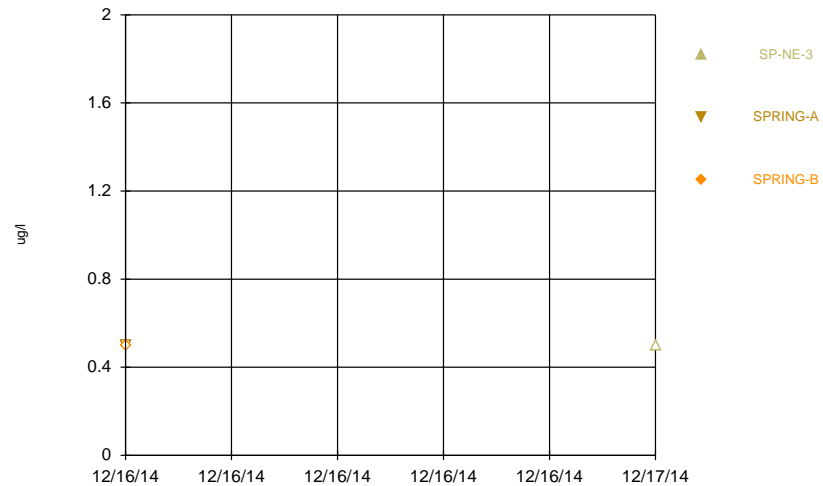
Constituent: Benzene Analysis Run 1/15/2015 12:58 PM
Facility: NABORS Client: SCS Engineers Data File: NABORS flat 1-13-2015

Time Series



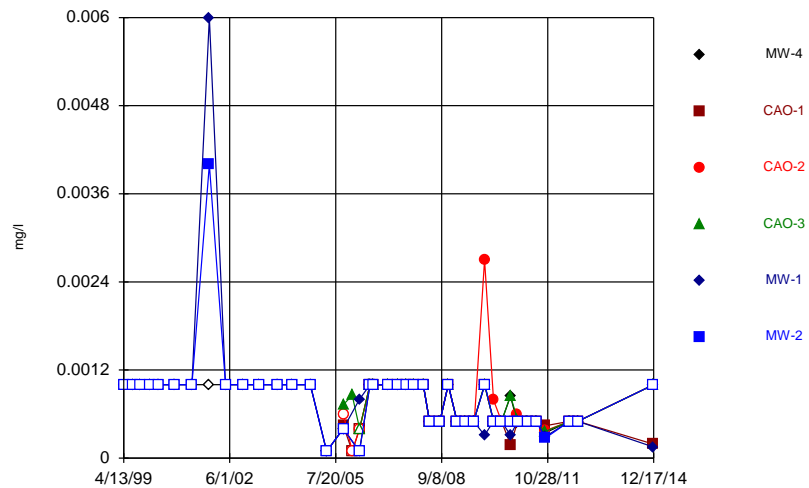
Constituent: Benzene Analysis Run 1/15/2015 12:58 PM
Facility: NABORS Client: SCS Engineers Data File: NABORS flat 1-13-2015

Time Series



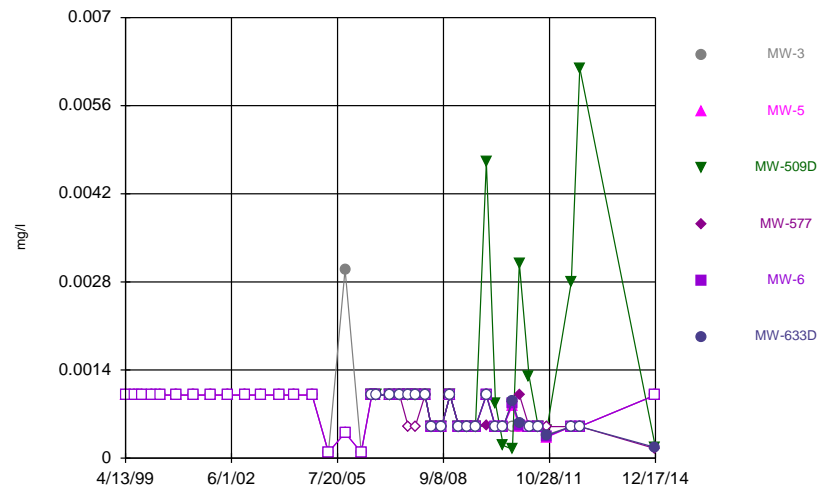
Constituent: Benzene Analysis Run 1/15/2015 12:58 PM
Facility: NABORS Client: SCS Engineers Data File: NABORS flat 1-13-2015

Time Series



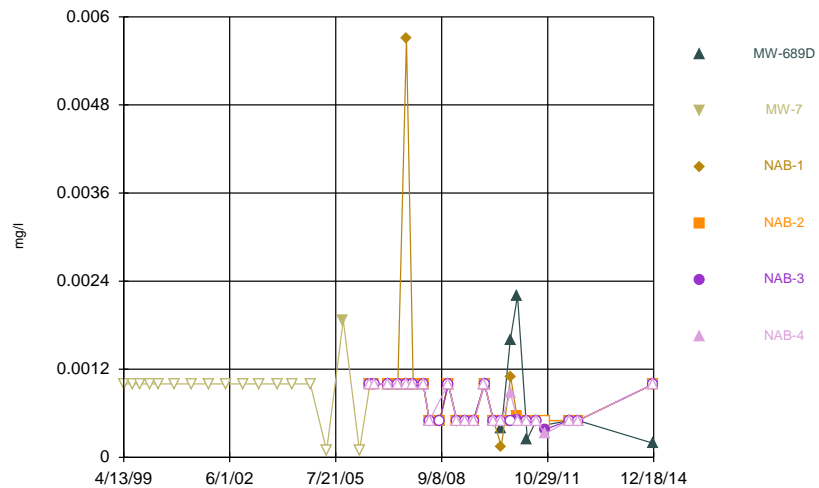
Constituent: Beryllium Analysis Run 1/15/2015 12:58 PM
Facility: NABORS Client: SCS Engineers Data File: NABORS flat 1-13-2015

Time Series



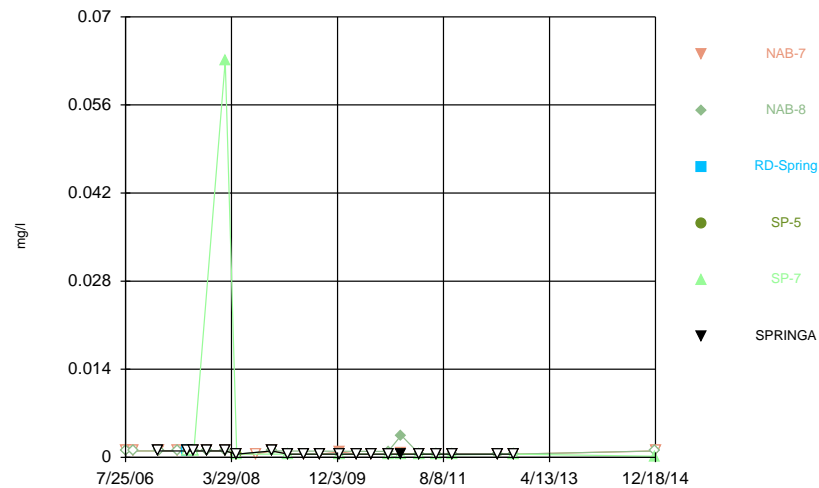
Constituent: Beryllium Analysis Run 1/15/2015 12:58 PM
Facility: NABORS Client: SCS Engineers Data File: NABORS flat 1-13-2015

Time Series



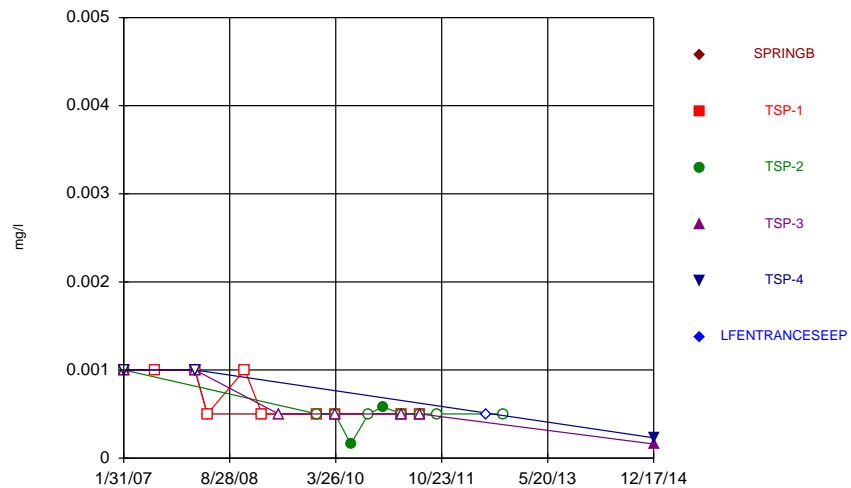
Constituent: Beryllium Analysis Run 1/15/2015 12:58 PM
Facility: NABORS Client: SCS Engineers Data File: NABORS flat 1-13-2015

Time Series



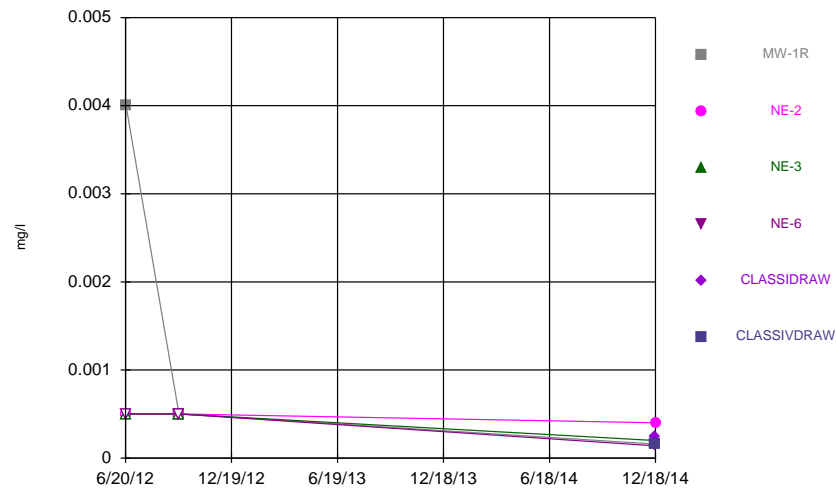
Constituent: Beryllium Analysis Run 1/15/2015 12:58 PM
Facility: NABORS Client: SCS Engineers Data File: NABORS flat 1-13-2015

Time Series



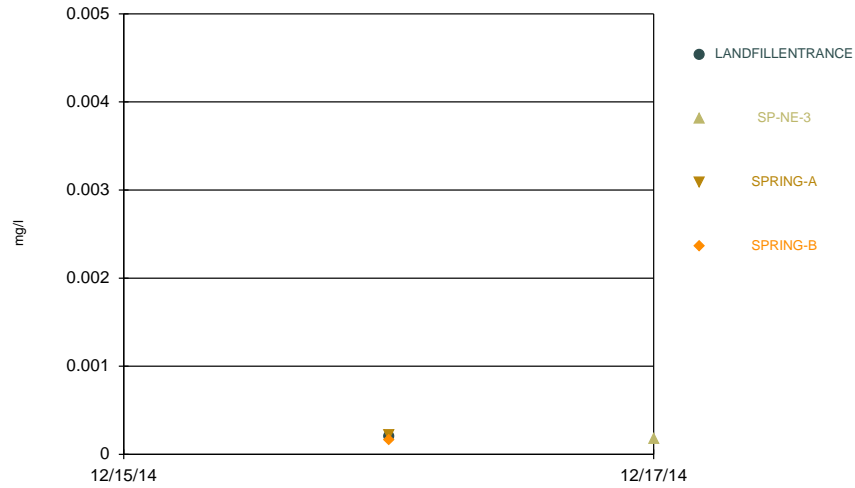
Constituent: Beryllium Analysis Run 1/15/2015 12:58 PM
Facility: NABORS Client: SCS Engineers Data File: NABORS flat 1-13-2015

Time Series



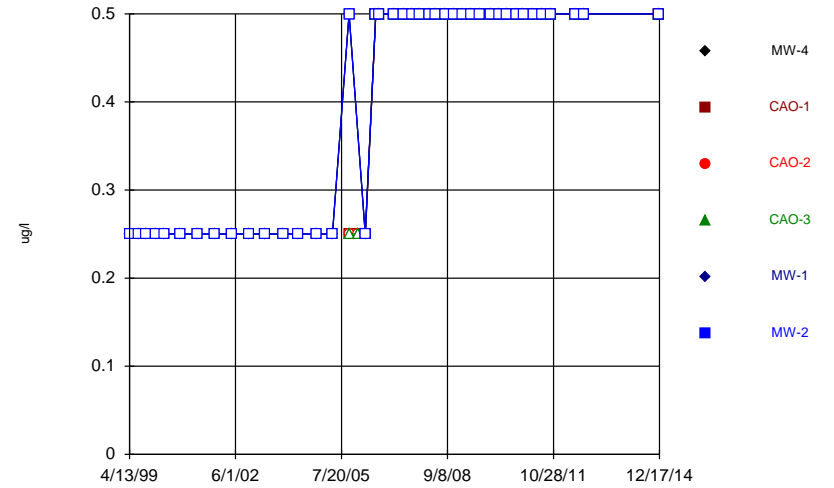
Constituent: Beryllium Analysis Run 1/15/2015 12:58 PM
Facility: NABORS Client: SCS Engineers Data File: NABORS flat 1-13-2015

Time Series



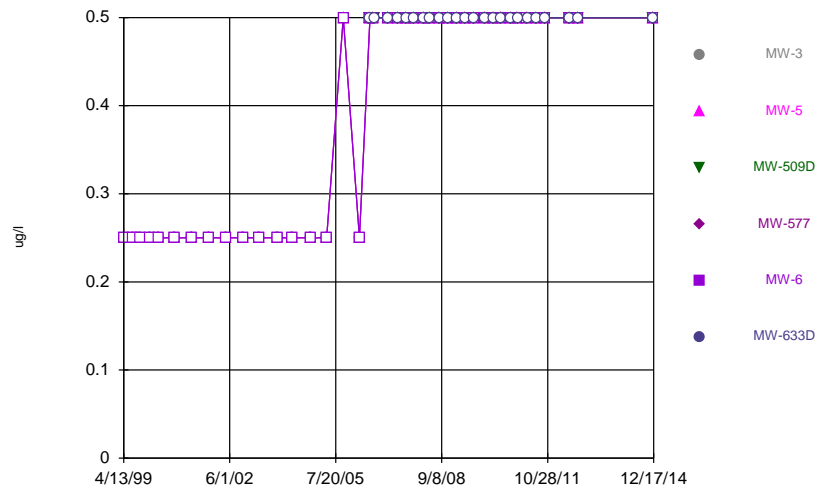
Constituent: Beryllium Analysis Run 1/15/2015 12:58 PM
Facility: NABORS Client: SCS Engineers Data File: NABORS flat 1-13-2015

Time Series



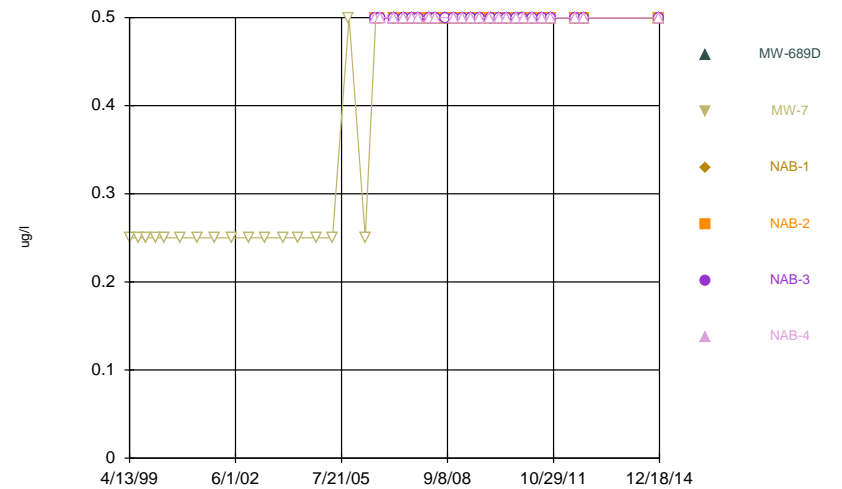
Constituent: Bromochloromethane Analysis Run 1/15/2015 12:58 PM
Facility: NABORS Client: SCS Engineers Data File: NABORS flat 1-13-2015

Time Series



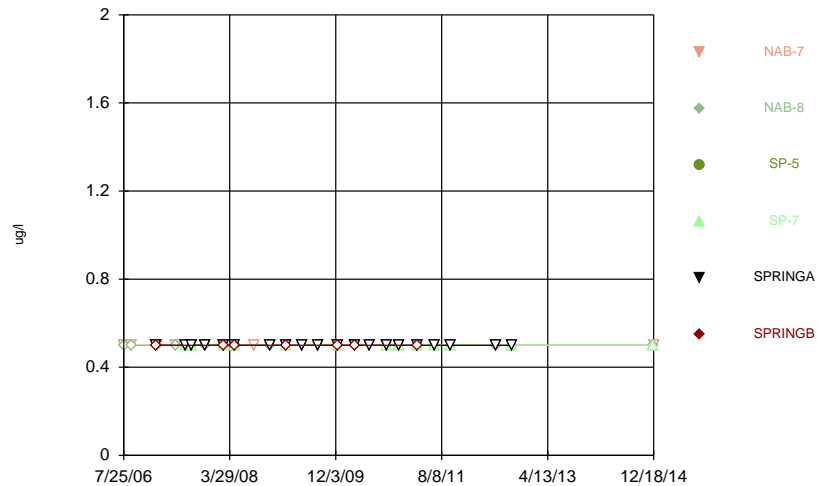
Constituent: Bromochloromethane Analysis Run 1/15/2015 12:58 PM
Facility: NABORS Client: SCS Engineers Data File: NABORS flat 1-13-2015

Time Series



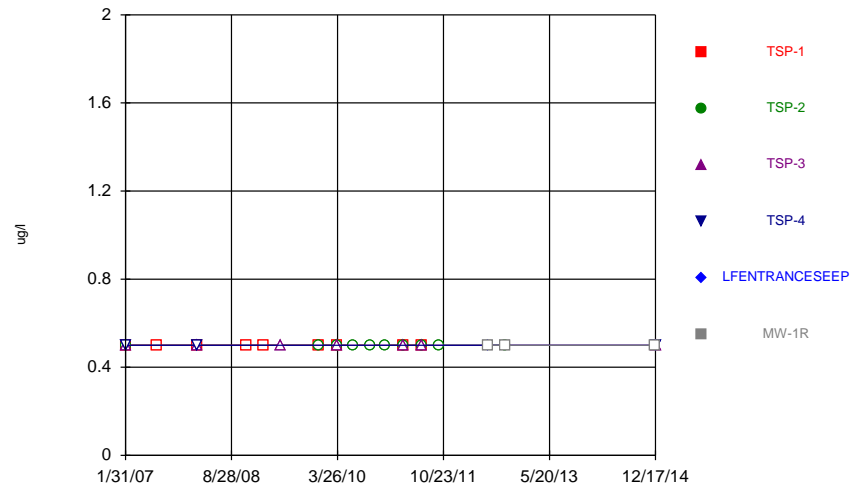
Constituent: Bromochloromethane Analysis Run 1/15/2015 12:58 PM
Facility: NABORS Client: SCS Engineers Data File: NABORS flat 1-13-2015

Time Series



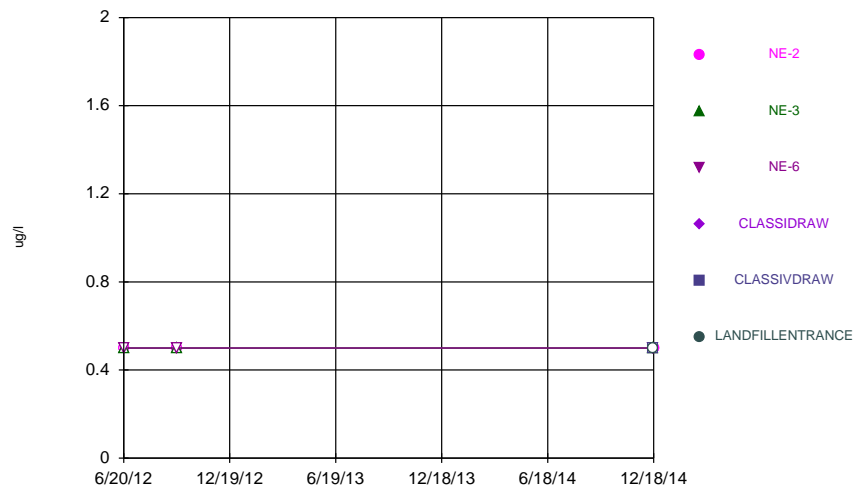
Constituent: Bromochloromethane Analysis Run 1/15/2015 12:58 PM
Facility: NABORS Client: SCS Engineers Data File: NABORS flat 1-13-2015

Time Series



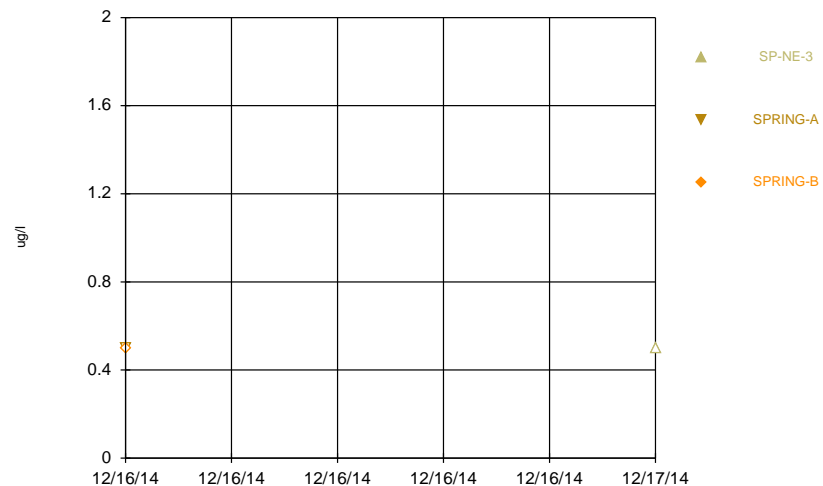
Constituent: Bromochloromethane Analysis Run 1/15/2015 12:58 PM
Facility: NABORS Client: SCS Engineers Data File: NABORS flat 1-13-2015

Time Series



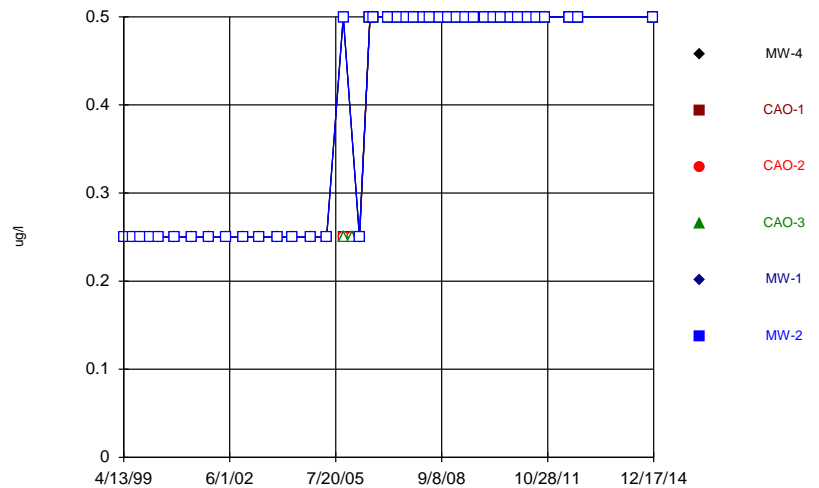
Constituent: Bromochloromethane Analysis Run 1/15/2015 12:58 PM
Facility: NABORS Client: SCS Engineers Data File: NABORS flat 1-13-2015

Time Series



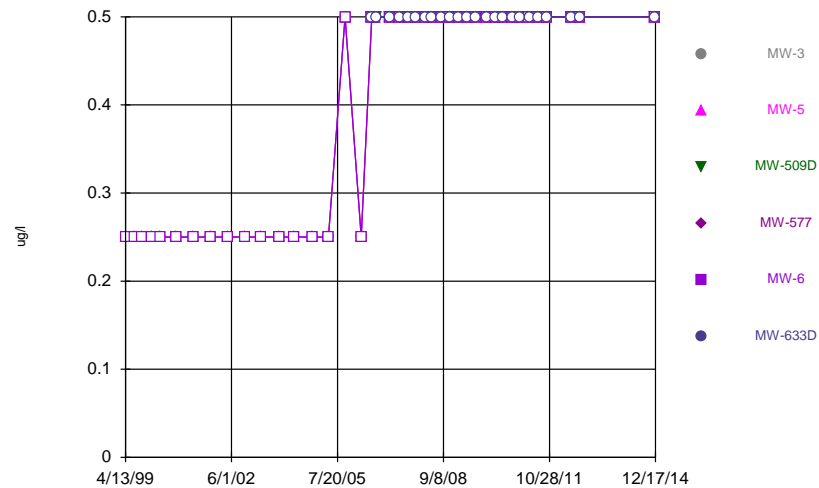
Constituent: Bromochloromethane Analysis Run 1/15/2015 12:58 PM
Facility: NABORS Client: SCS Engineers Data File: NABORS flat 1-13-2015

Time Series



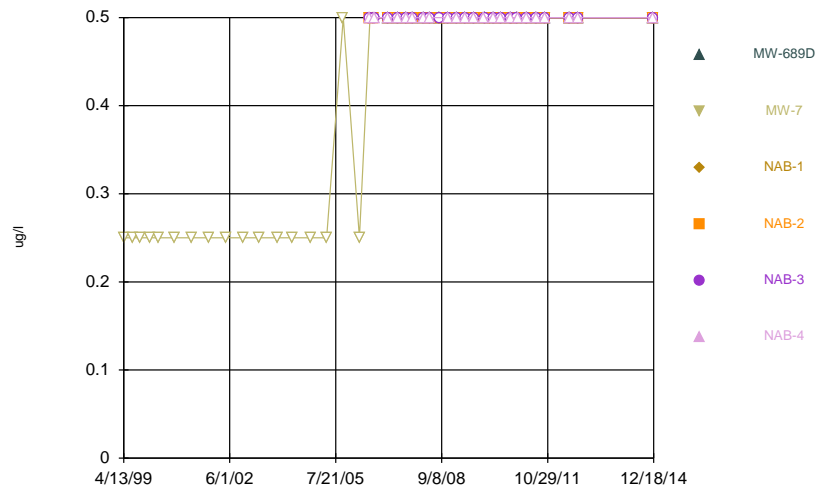
Constituent: Bromodichloromethane Analysis Run 1/15/2015 12:58 PM
Facility: NABORS Client: SCS Engineers Data File: NABORS flat 1-13-2015

Time Series



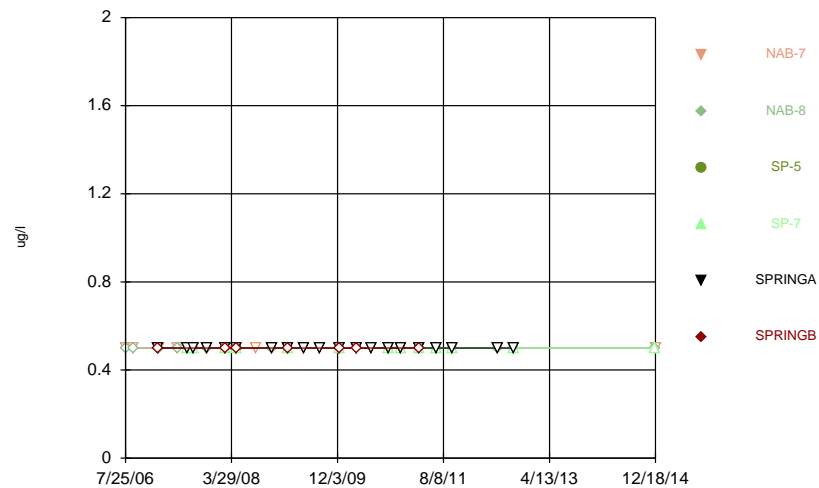
Constituent: Bromodichloromethane Analysis Run 1/15/2015 12:58 PM
Facility: NABORS Client: SCS Engineers Data File: NABORS flat 1-13-2015

Time Series



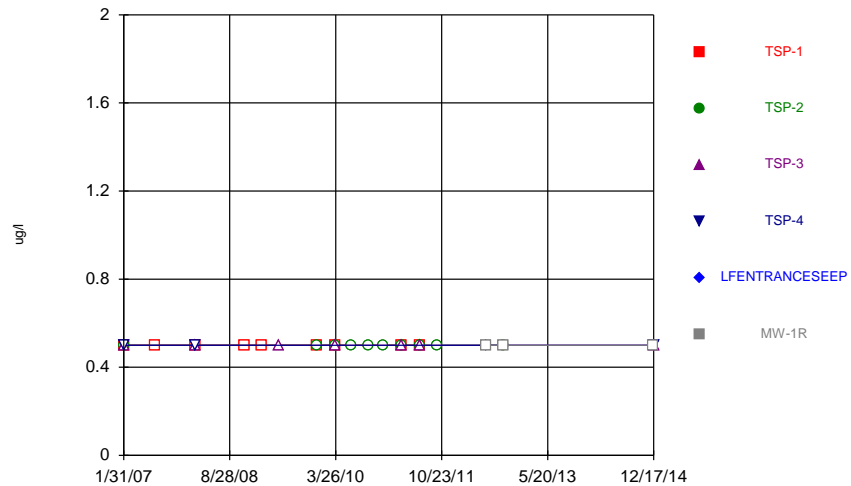
Constituent: Bromodichloromethane Analysis Run 1/15/2015 12:58 PM
Facility: NABORS Client: SCS Engineers Data File: NABORS flat 1-13-2015

Time Series



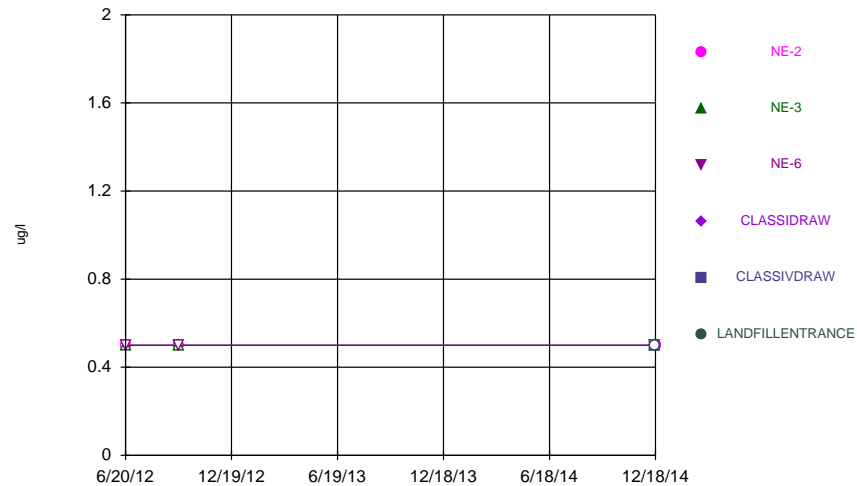
Constituent: Bromodichloromethane Analysis Run 1/15/2015 12:58 PM
Facility: NABORS Client: SCS Engineers Data File: NABORS flat 1-13-2015

Time Series



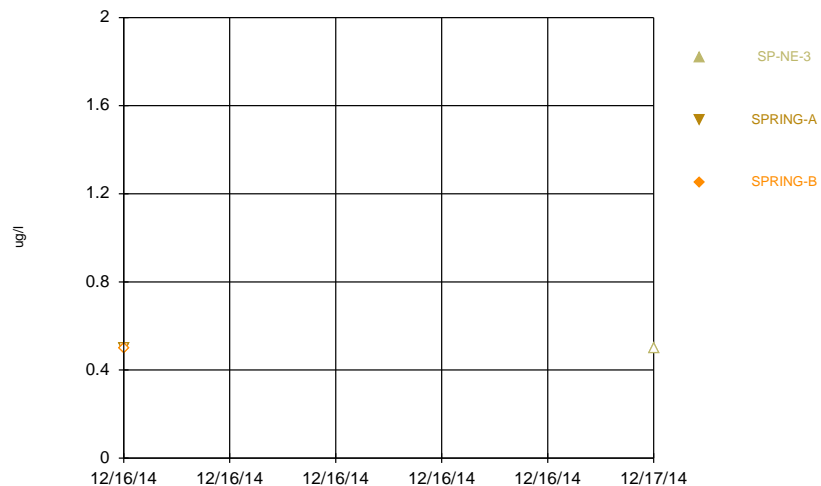
Constituent: Bromodichloromethane Analysis Run 1/15/2015 12:58 PM
Facility: NABORS Client: SCS Engineers Data File: NABORS flat 1-13-2015

Time Series



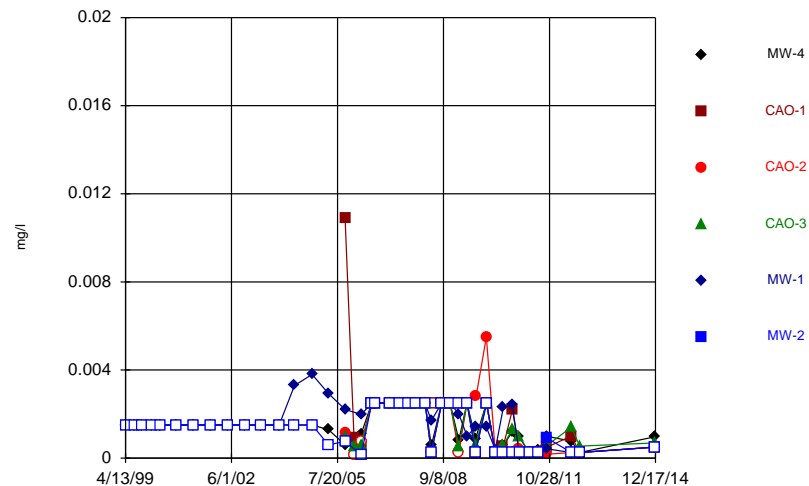
Constituent: Bromodichloromethane Analysis Run 1/15/2015 12:58 PM
Facility: NABORS Client: SCS Engineers Data File: NABORS flat 1-13-2015

Time Series



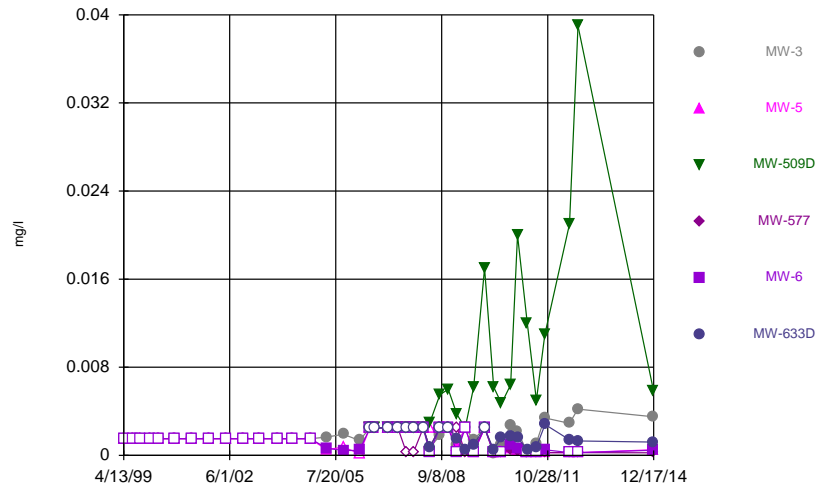
Constituent: Bromodichloromethane Analysis Run 1/15/2015 12:58 PM
Facility: NABORS Client: SCS Engineers Data File: NABORS flat 1-13-2015

Time Series



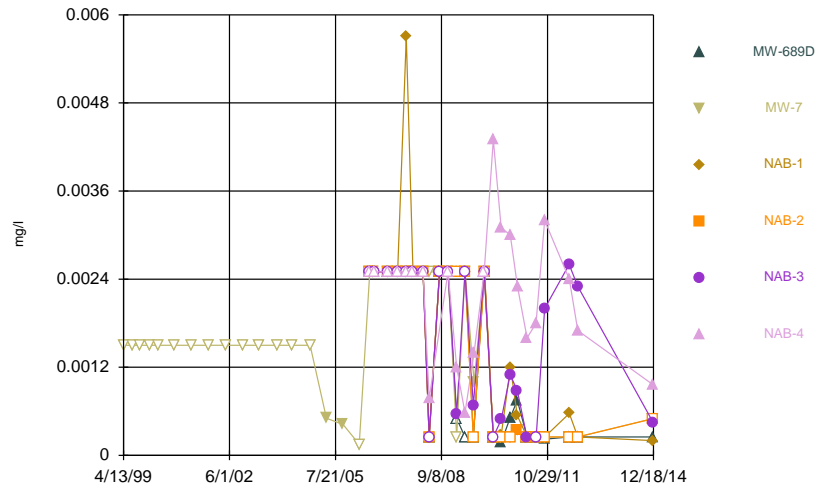
Constituent: Cadmium Analysis Run 1/15/2015 12:58 PM
Facility: NABORS Client: SCS Engineers Data File: NABORS flat 1-13-2015

Time Series



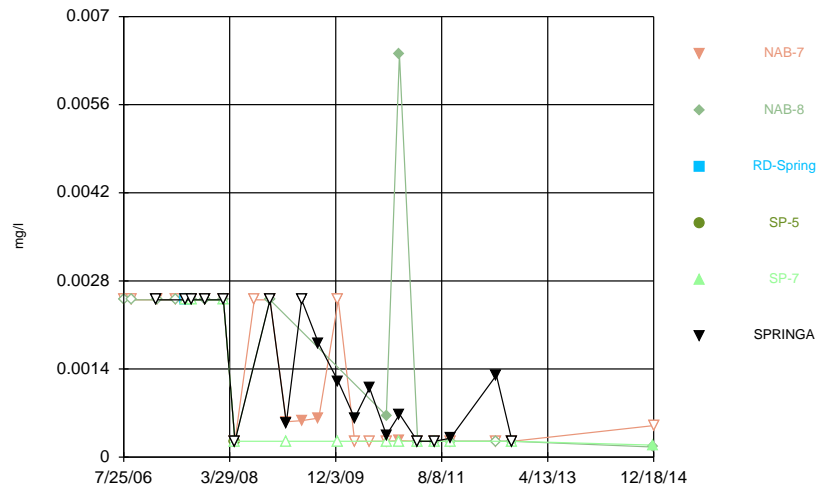
Constituent: Cadmium Analysis Run 1/15/2015 12:59 PM
Facility: NABORS Client: SCS Engineers Data File: NABORS flat 1-13-2015

Time Series



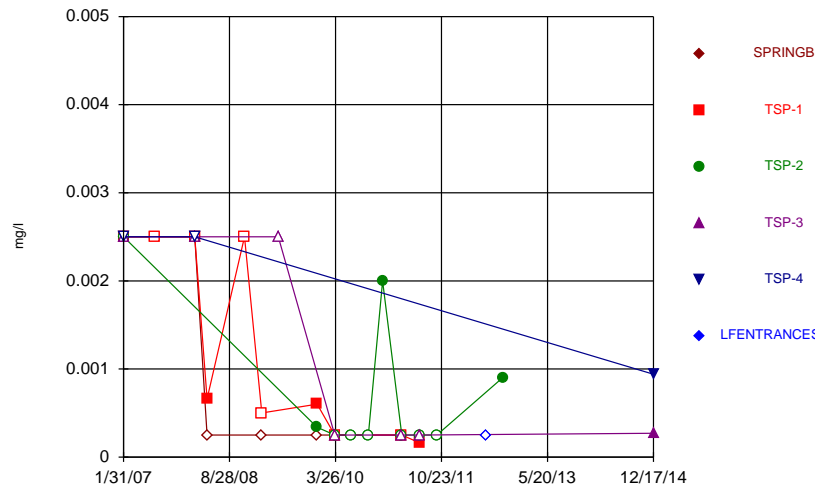
Constituent: Cadmium Analysis Run 1/15/2015 12:59 PM
Facility: NABORS Client: SCS Engineers Data File: NABORS flat 1-13-2015

Time Series



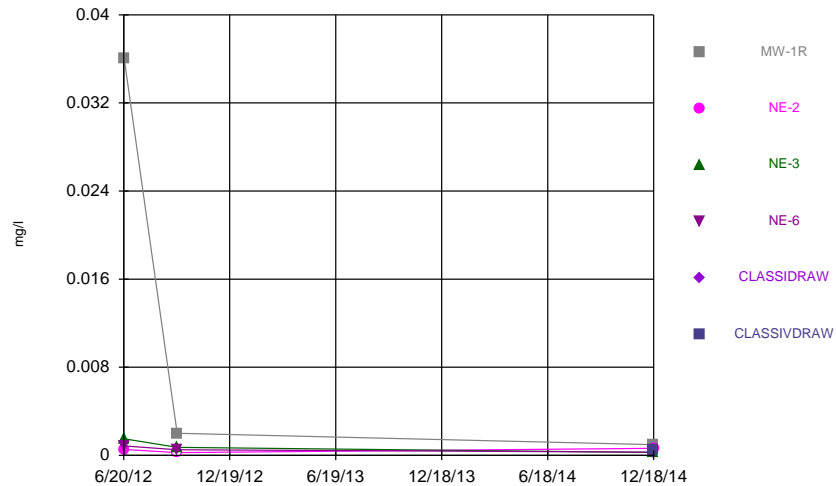
Constituent: Cadmium Analysis Run 1/15/2015 12:59 PM
Facility: NABORS Client: SCS Engineers Data File: NABORS flat 1-13-2015

Time Series



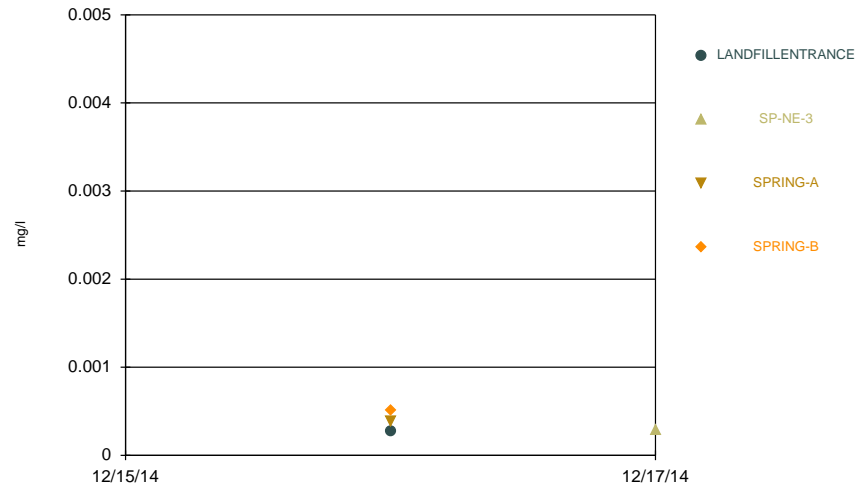
Constituent: Cadmium Analysis Run 1/15/2015 12:59 PM
Facility: NABORS Client: SCS Engineers Data File: NABORS flat 1-13-2015

Time Series



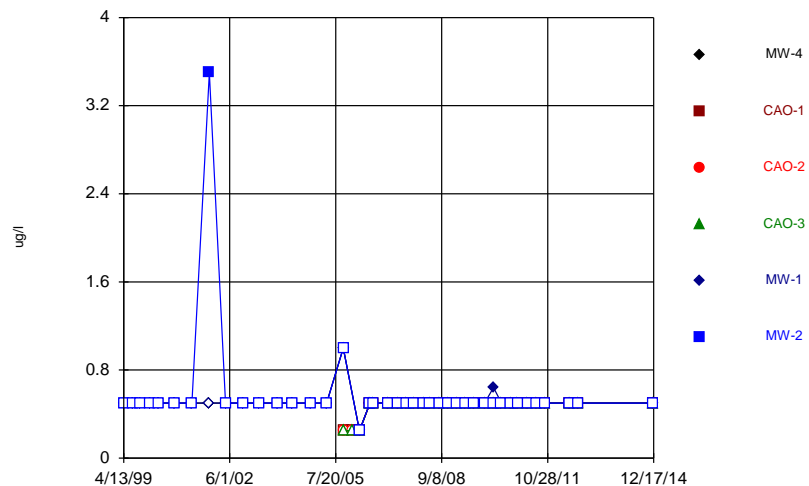
Constituent: Cadmium Analysis Run 1/15/2015 12:59 PM
Facility: NABORS Client: SCS Engineers Data File: NABORS flat 1-13-2015

Time Series



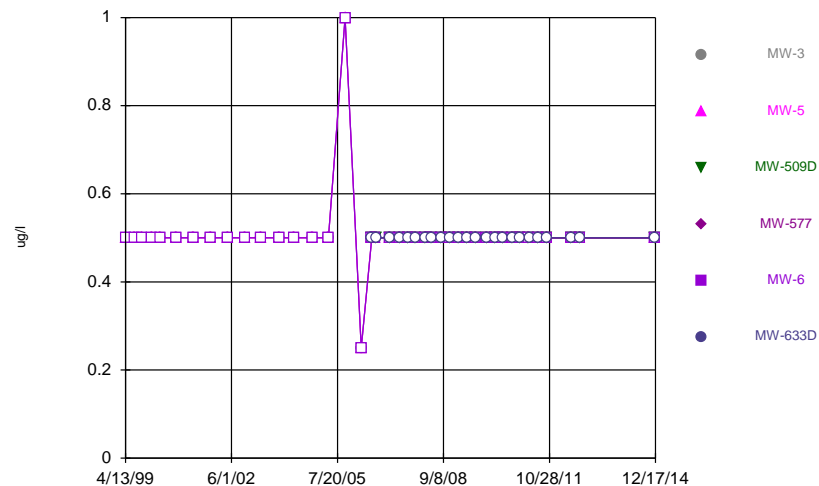
Constituent: Cadmium Analysis Run 1/15/2015 12:59 PM
Facility: NABORS Client: SCS Engineers Data File: NABORS flat 1-13-2015

Time Series



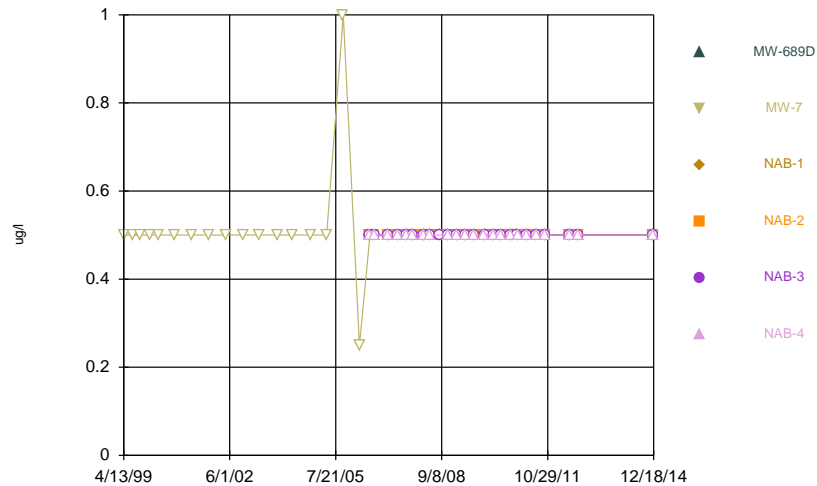
Constituent: Carbon disulfide Analysis Run 1/15/2015 12:59 PM
Facility: NABORS Client: SCS Engineers Data File: NABORS flat 1-13-2015

Time Series



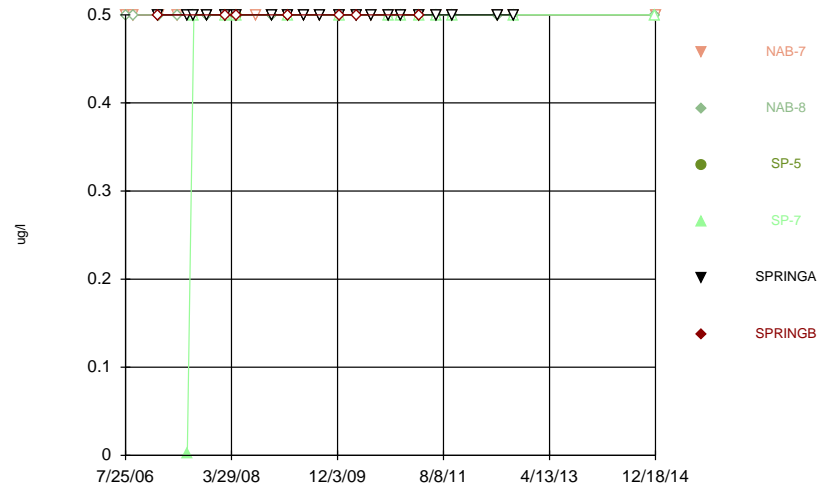
Constituent: Carbon disulfide Analysis Run 1/15/2015 12:59 PM
Facility: NABORS Client: SCS Engineers Data File: NABORS flat 1-13-2015

Time Series



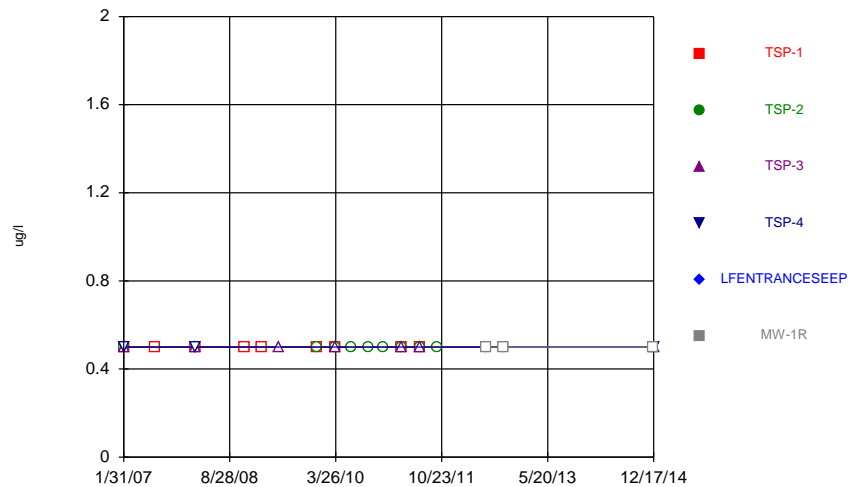
Constituent: Carbon disulfide Analysis Run 1/15/2015 12:59 PM
Facility: NABORS Client: SCS Engineers Data File: NABORS flat 1-13-2015

Time Series



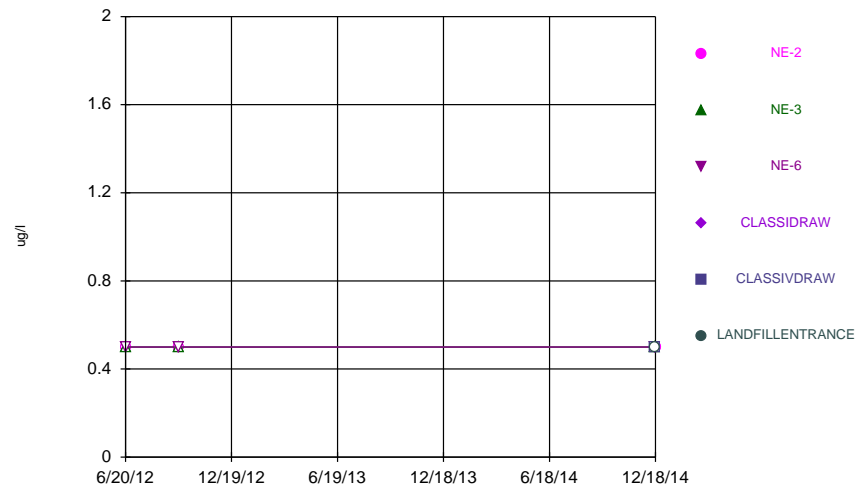
Constituent: Carbon disulfide Analysis Run 1/15/2015 12:59 PM
Facility: NABORS Client: SCS Engineers Data File: NABORS flat 1-13-2015

Time Series



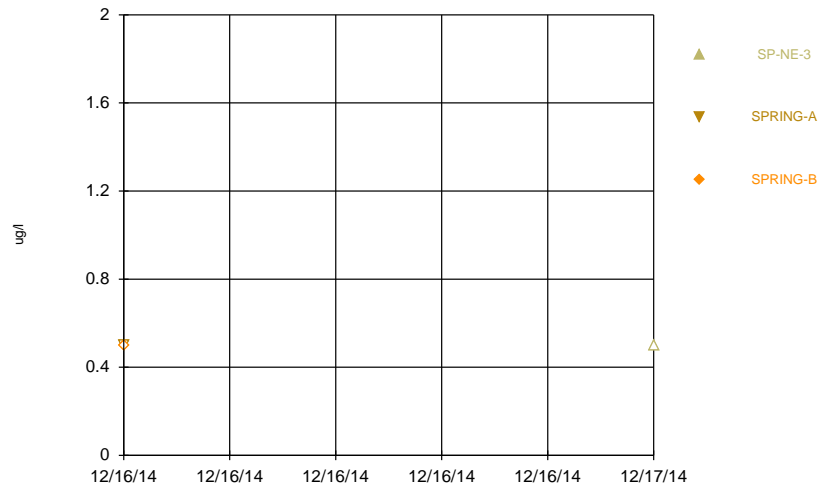
Constituent: Carbon disulfide Analysis Run 1/15/2015 12:59 PM
Facility: NABORS Client: SCS Engineers Data File: NABORS flat 1-13-2015

Time Series



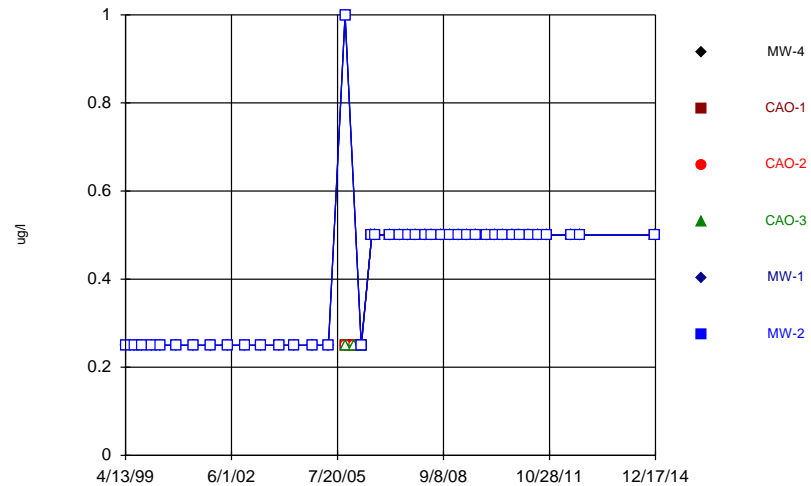
Constituent: Carbon disulfide Analysis Run 1/15/2015 12:59 PM
Facility: NABORS Client: SCS Engineers Data File: NABORS flat 1-13-2015

Time Series



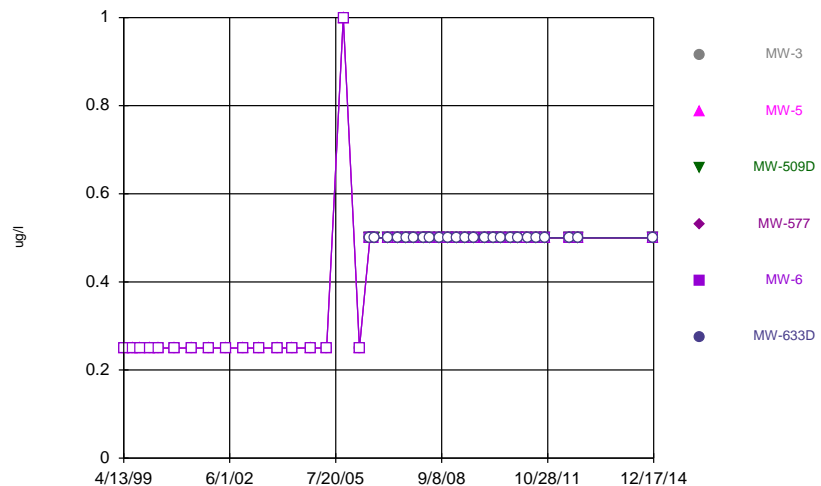
Constituent: Carbon disulfide Analysis Run 1/15/2015 12:59 PM
Facility: NABORS Client: SCS Engineers Data File: NABORS flat 1-13-2015

Time Series



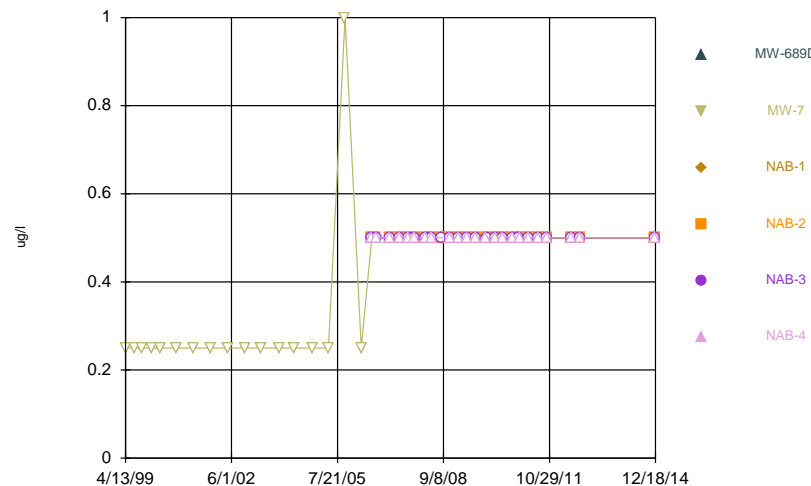
Constituent: Carbon tetrachloride Analysis Run 1/15/2015 12:59 PM
Facility: NABORS Client: SCS Engineers Data File: NABORS flat 1-13-2015

Time Series



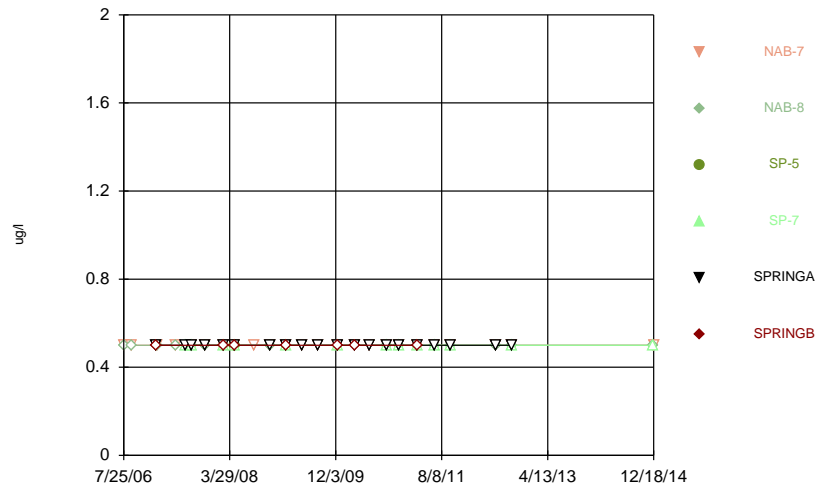
Constituent: Carbon tetrachloride Analysis Run 1/15/2015 12:59 PM
Facility: NABORS Client: SCS Engineers Data File: NABORS flat 1-13-2015

Time Series



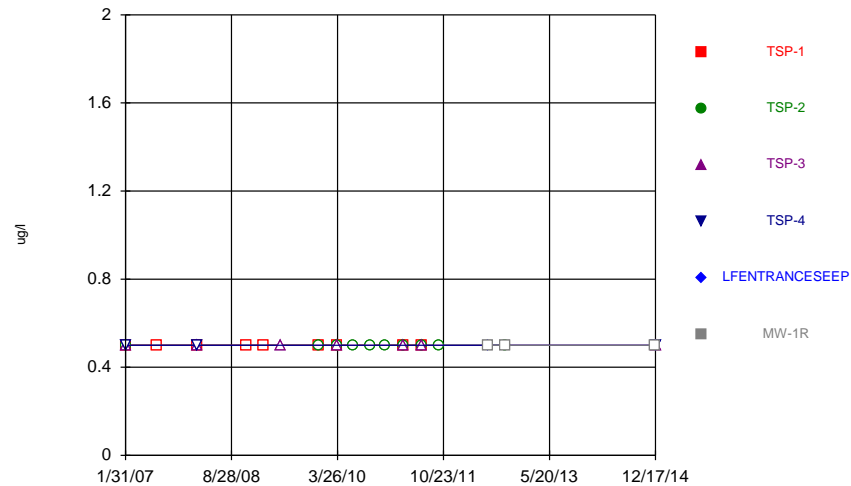
Constituent: Carbon tetrachloride Analysis Run 1/15/2015 12:59 PM
Facility: NABORS Client: SCS Engineers Data File: NABORS flat 1-13-2015

Time Series



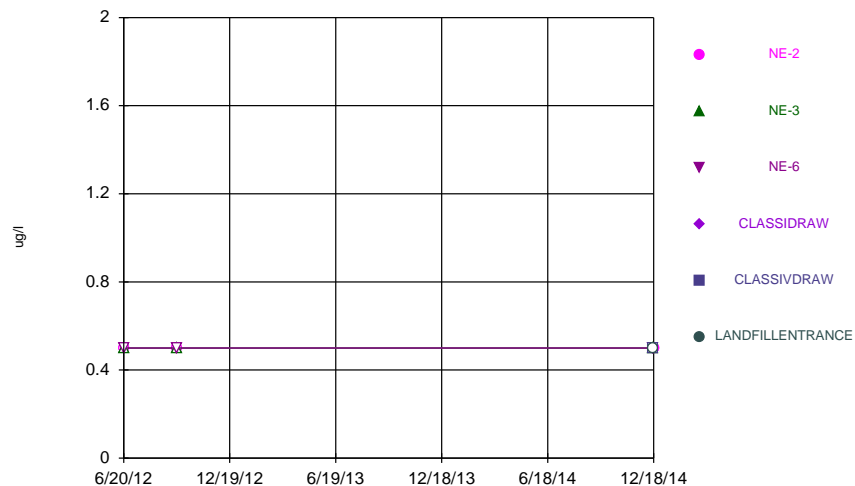
Constituent: Carbon tetrachloride Analysis Run 1/15/2015 12:59 PM
Facility: NABORS Client: SCS Engineers Data File: NABORS flat 1-13-2015

Time Series



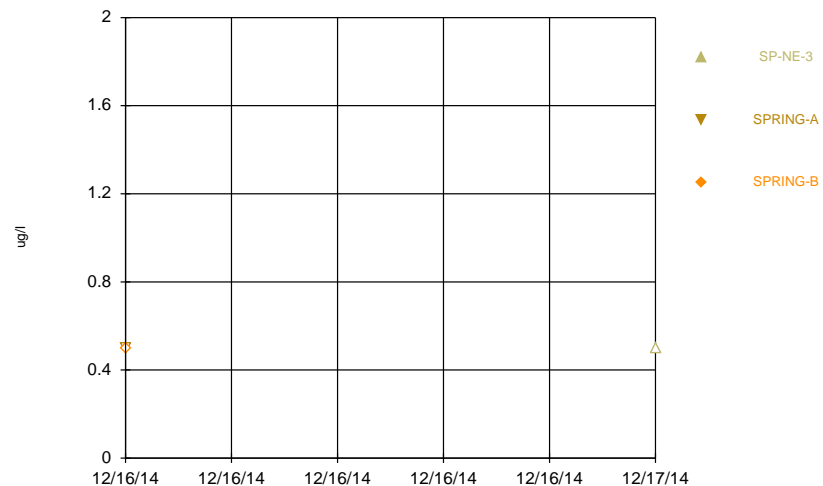
Constituent: Carbon tetrachloride Analysis Run 1/15/2015 12:59 PM
Facility: NABORS Client: SCS Engineers Data File: NABORS flat 1-13-2015

Time Series



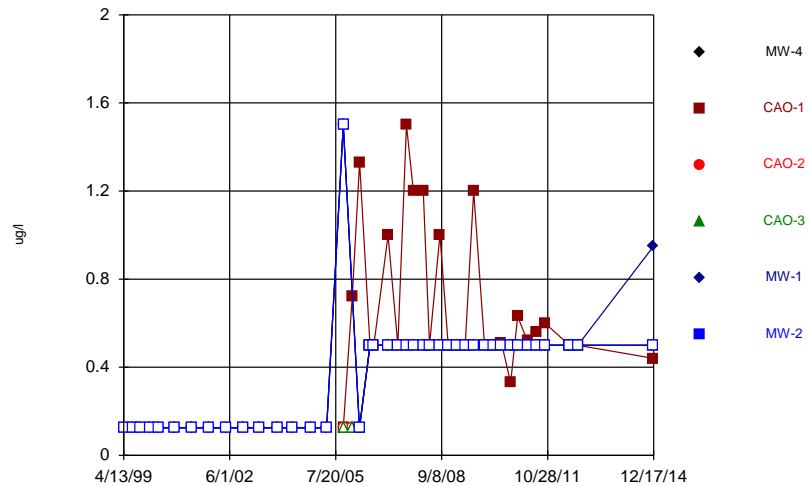
Constituent: Carbon tetrachloride Analysis Run 1/15/2015 12:59 PM
Facility: NABORS Client: SCS Engineers Data File: NABORS flat 1-13-2015

Time Series



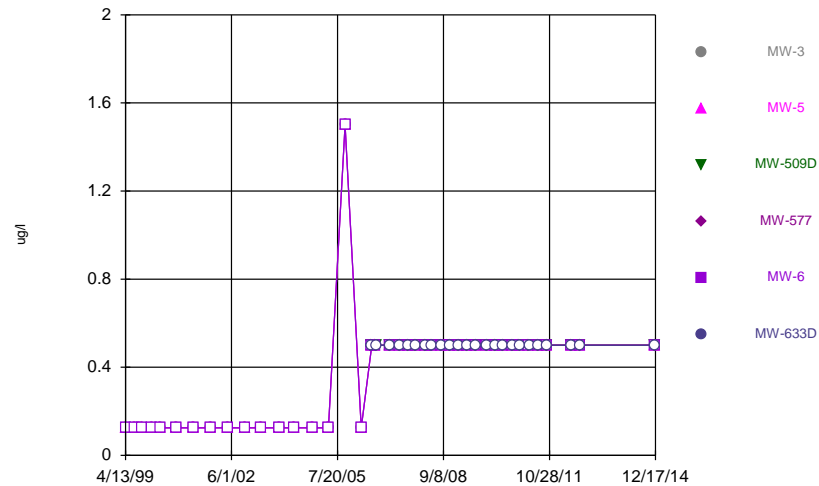
Constituent: Carbon tetrachloride Analysis Run 1/15/2015 12:59 PM
Facility: NABORS Client: SCS Engineers Data File: NABORS flat 1-13-2015

Time Series



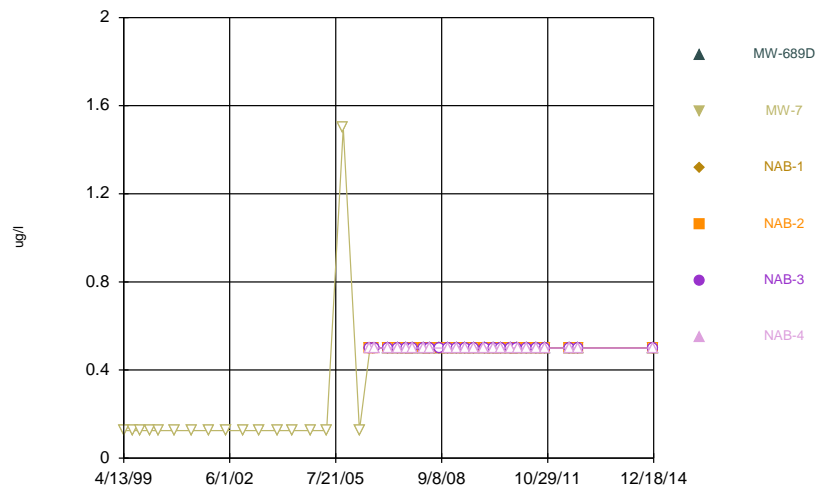
Constituent: Chlorobenzene Analysis Run 1/15/2015 12:59 PM
Facility: NABORS Client: SCS Engineers Data File: NABORS flat 1-13-2015

Time Series



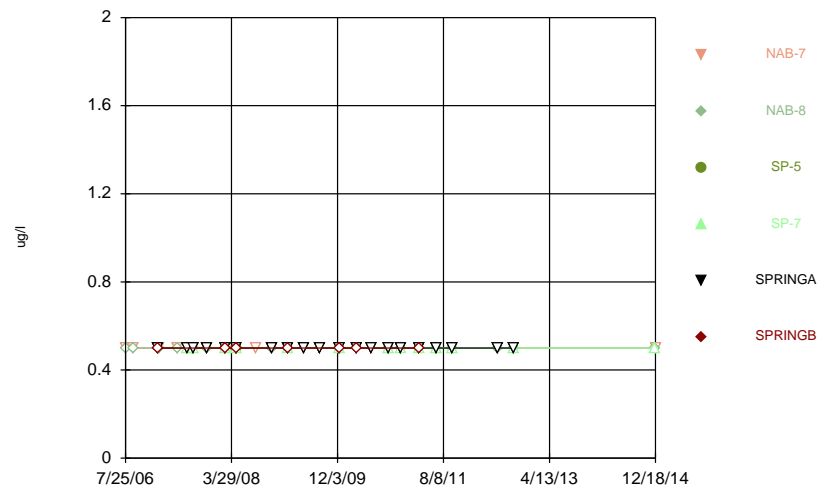
Constituent: Chlorobenzene Analysis Run 1/15/2015 12:59 PM
Facility: NABORS Client: SCS Engineers Data File: NABORS flat 1-13-2015

Time Series



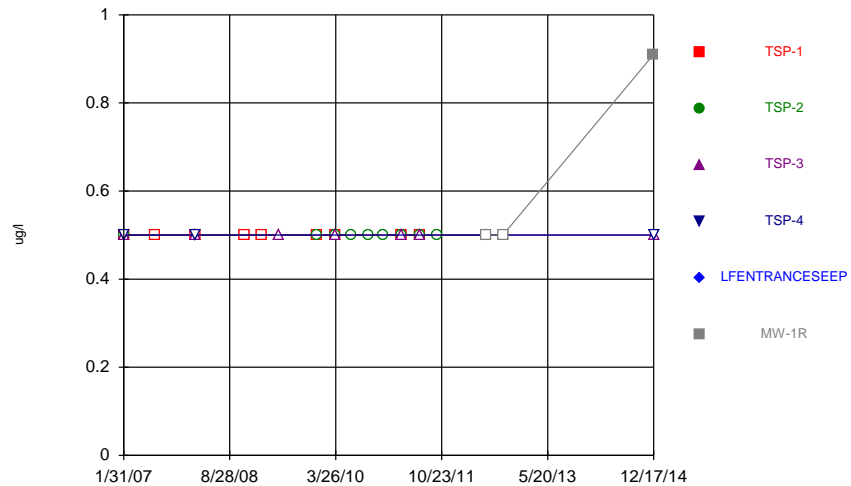
Constituent: Chlorobenzene Analysis Run 1/15/2015 12:59 PM
Facility: NABORS Client: SCS Engineers Data File: NABORS flat 1-13-2015

Time Series



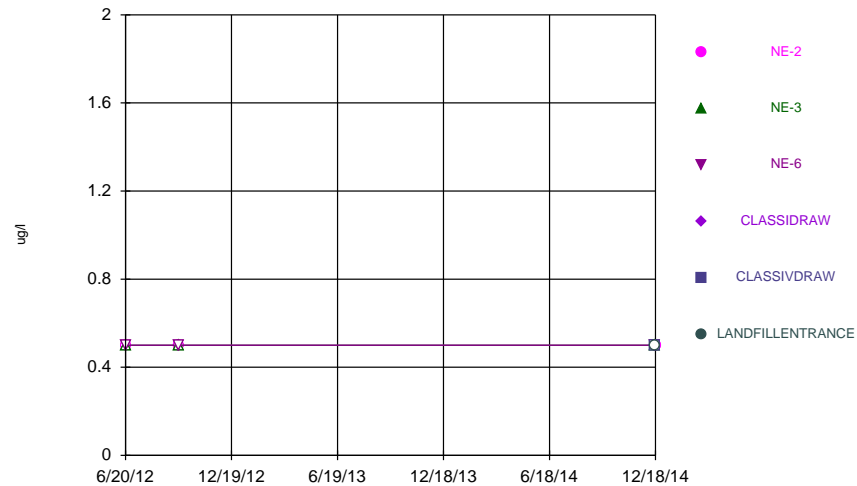
Constituent: Chlorobenzene Analysis Run 1/15/2015 12:59 PM
Facility: NABORS Client: SCS Engineers Data File: NABORS flat 1-13-2015

Time Series



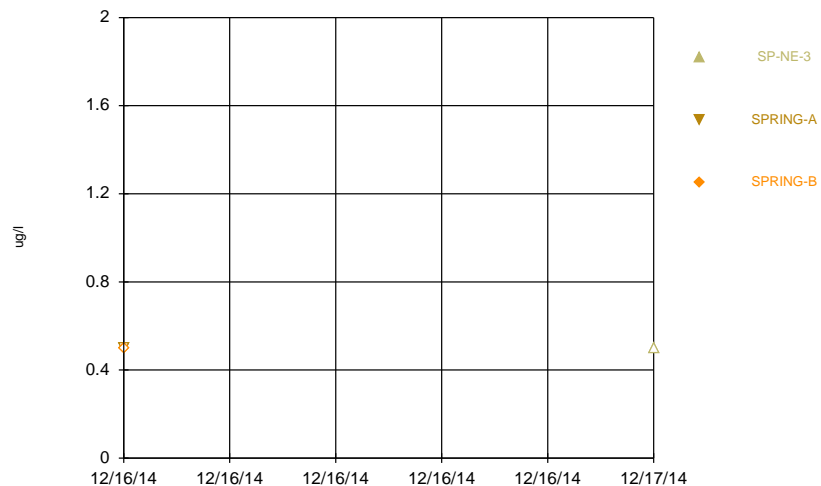
Constituent: Chlorobenzene Analysis Run 1/15/2015 12:59 PM
Facility: NABORS Client: SCS Engineers Data File: NABORS flat 1-13-2015

Time Series



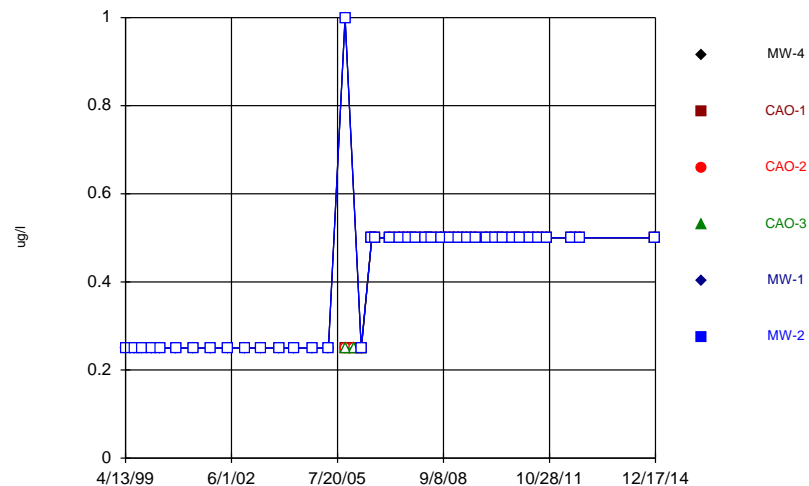
Constituent: Chlorobenzene Analysis Run 1/15/2015 12:59 PM
Facility: NABORS Client: SCS Engineers Data File: NABORS flat 1-13-2015

Time Series



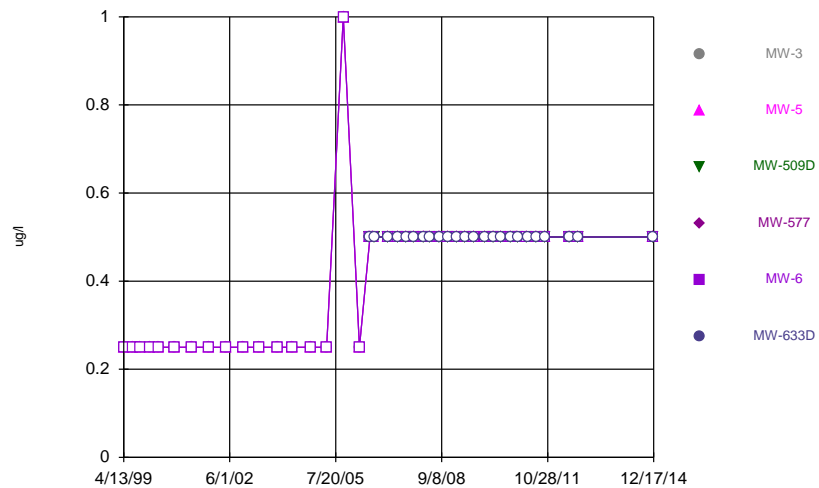
Constituent: Chlorobenzene Analysis Run 1/15/2015 12:59 PM
Facility: NABORS Client: SCS Engineers Data File: NABORS flat 1-13-2015

Time Series



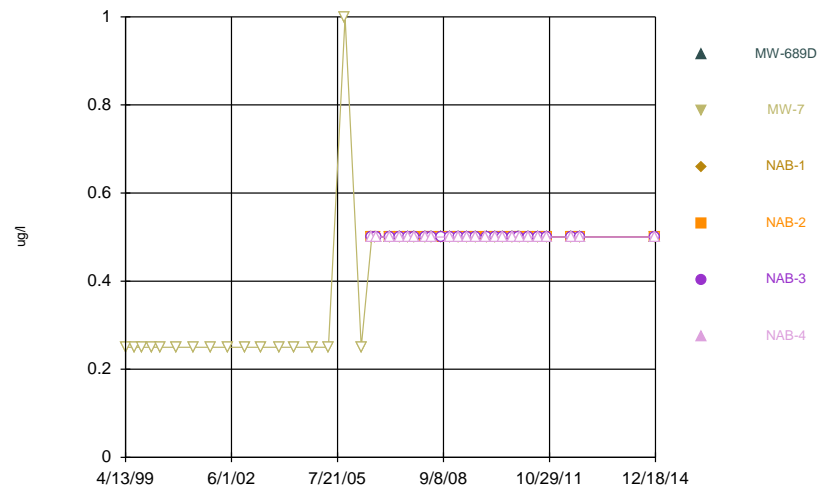
Constituent: Chlorodibromomethane Analysis Run 1/15/2015 12:59 PM
Facility: NABORS Client: SCS Engineers Data File: NABORS flat 1-13-2015

Time Series



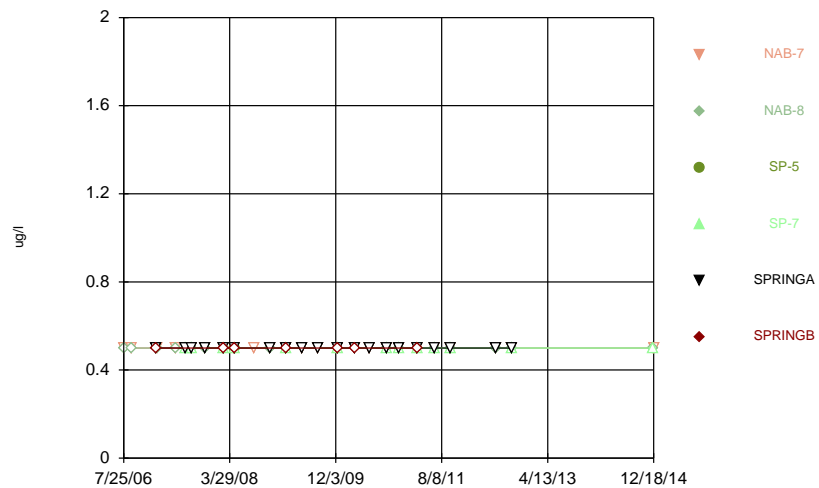
Constituent: Chlorodibromomethane Analysis Run 1/15/2015 12:59 PM
Facility: NABORS Client: SCS Engineers Data File: NABORS flat 1-13-2015

Time Series



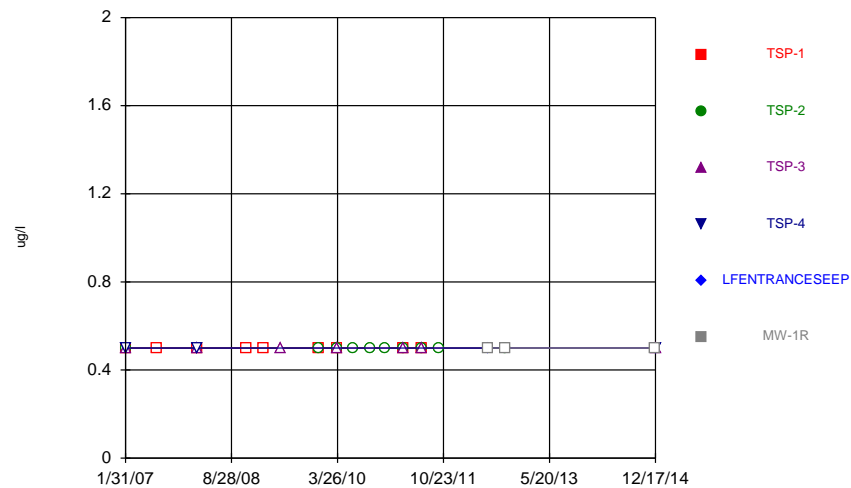
Constituent: Chlorodibromomethane Analysis Run 1/15/2015 12:59 PM
Facility: NABORS Client: SCS Engineers Data File: NABORS flat 1-13-2015

Time Series



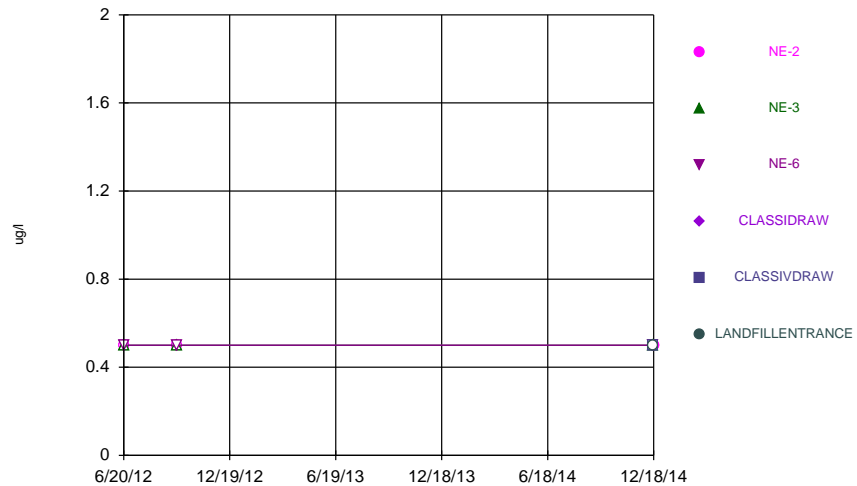
Constituent: Chlorodibromomethane Analysis Run 1/15/2015 12:59 PM
Facility: NABORS Client: SCS Engineers Data File: NABORS flat 1-13-2015

Time Series



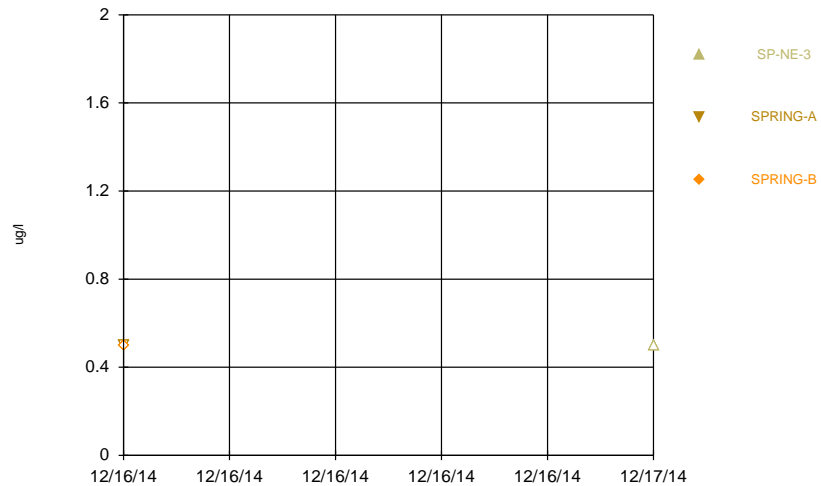
Constituent: Chlorodibromomethane Analysis Run 1/15/2015 12:59 PM
Facility: NABORS Client: SCS Engineers Data File: NABORS flat 1-13-2015

Time Series



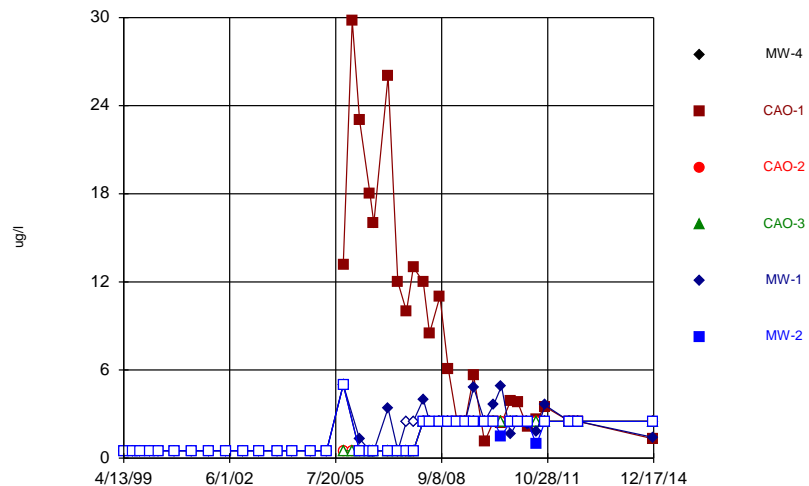
Constituent: Chlorodibromomethane Analysis Run 1/15/2015 12:59 PM
Facility: NABORS Client: SCS Engineers Data File: NABORS flat 1-13-2015

Time Series



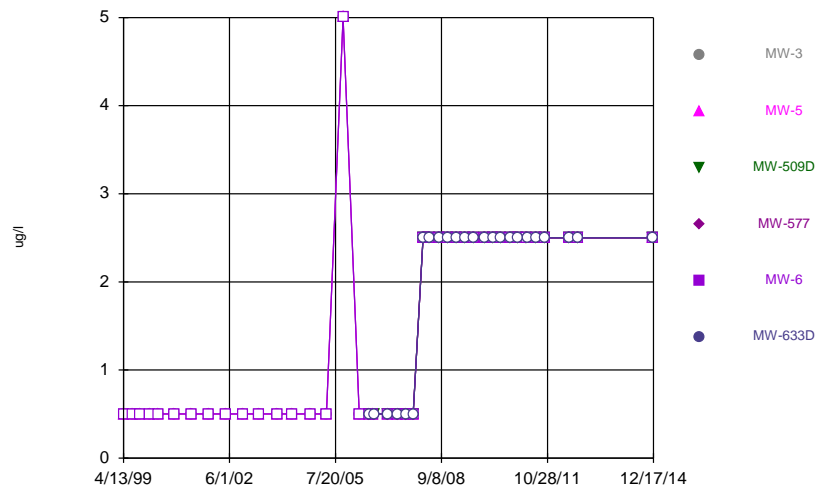
Constituent: Chlorodibromomethane Analysis Run 1/15/2015 12:59 PM
Facility: NABORS Client: SCS Engineers Data File: NABORS flat 1-13-2015

Time Series



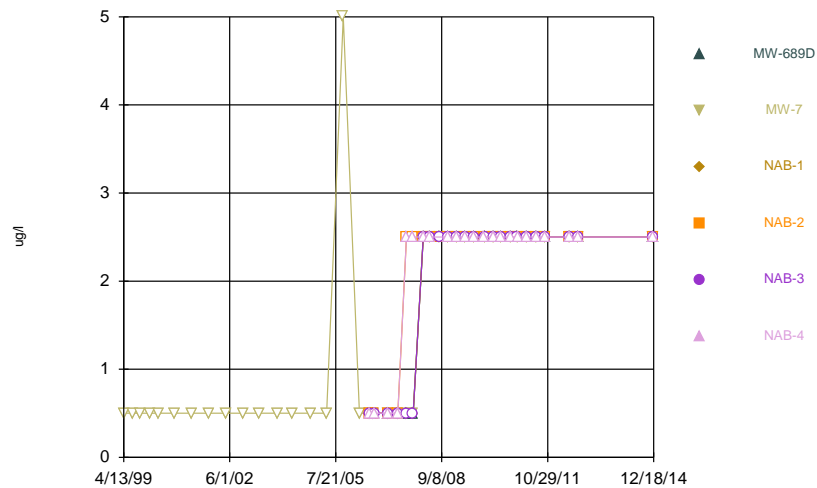
Constituent: Chloroethane Analysis Run 1/15/2015 12:59 PM
Facility: NABORS Client: SCS Engineers Data File: NABORS flat 1-13-2015

Time Series



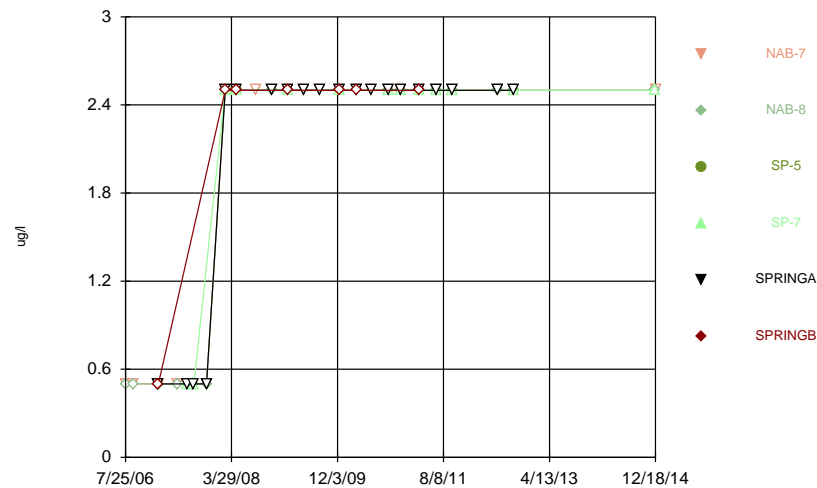
Constituent: Chloroethane Analysis Run 1/15/2015 12:59 PM
Facility: NABORS Client: SCS Engineers Data File: NABORS flat 1-13-2015

Time Series



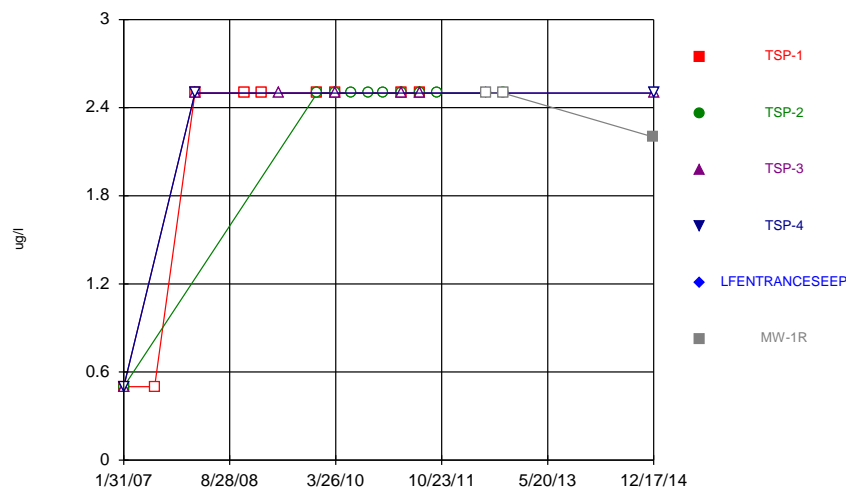
Constituent: Chloroethane Analysis Run 1/15/2015 1:00 PM
Facility: NABORS Client: SCS Engineers Data File: NABORS flat 1-13-2015

Time Series



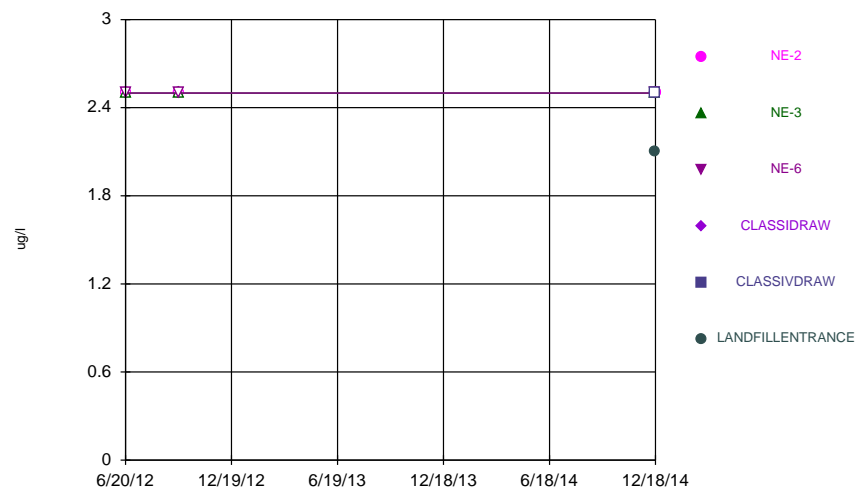
Constituent: Chloroethane Analysis Run 1/15/2015 1:00 PM
Facility: NABORS Client: SCS Engineers Data File: NABORS flat 1-13-2015

Time Series



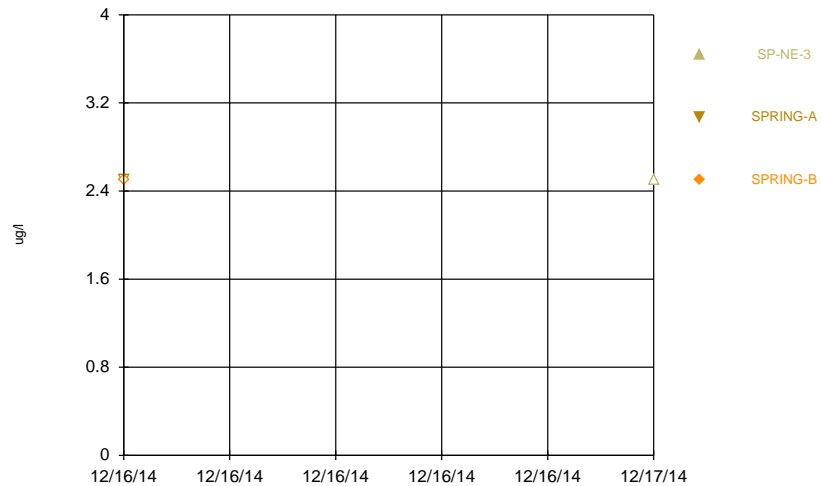
Constituent: Chloroethane Analysis Run 1/15/2015 1:00 PM
Facility: NABORS Client: SCS Engineers Data File: NABORS flat 1-13-2015

Time Series



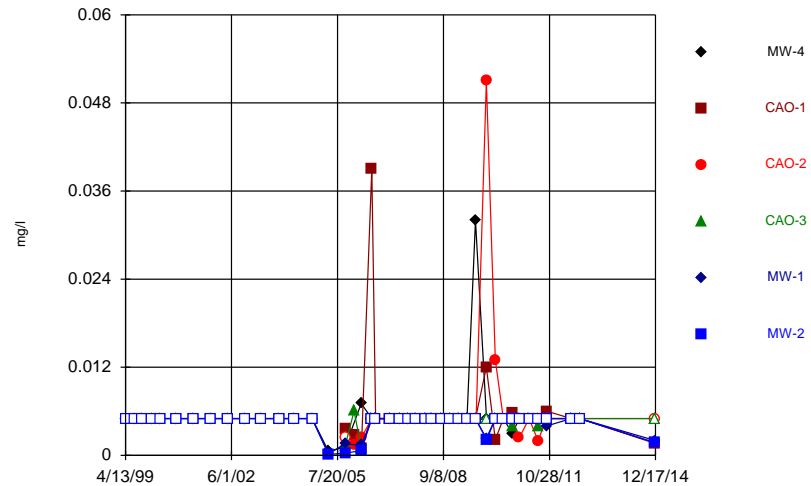
Constituent: Chloroethane Analysis Run 1/15/2015 1:00 PM
Facility: NABORS Client: SCS Engineers Data File: NABORS flat 1-13-2015

Time Series



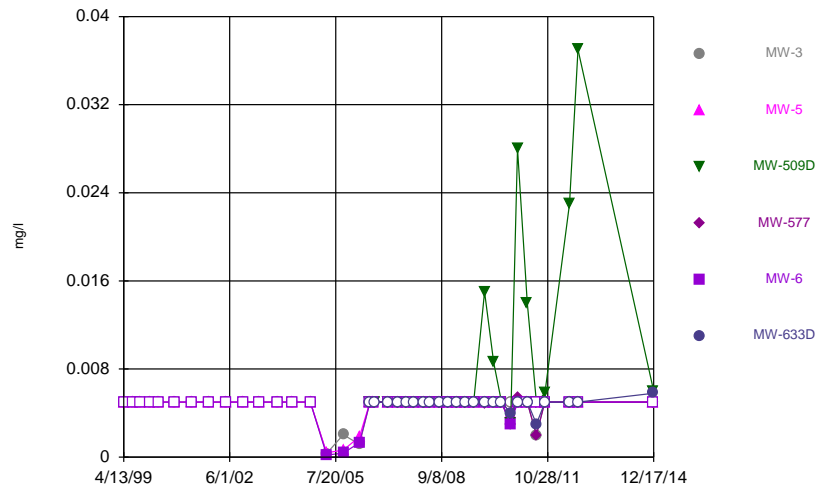
Constituent: Chloroethane Analysis Run 1/15/2015 1:00 PM
Facility: NABORS Client: SCS Engineers Data File: NABORS flat 1-13-2015

Time Series



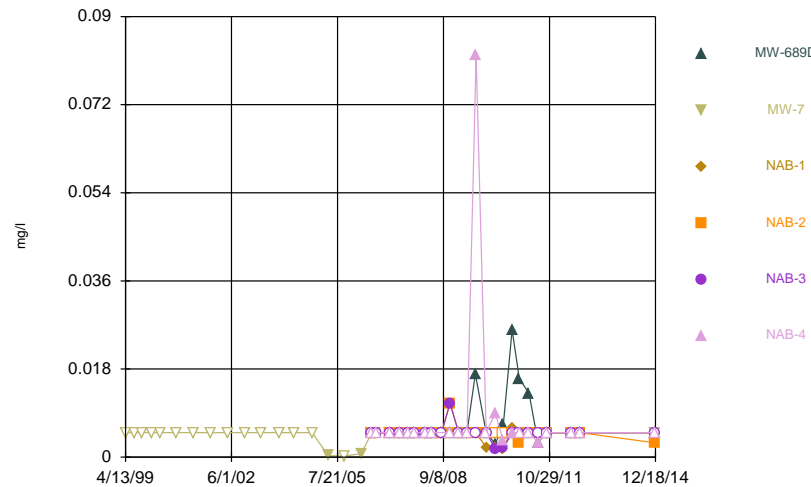
Constituent: Chromium Analysis Run 1/15/2015 1:00 PM
Facility: NABORS Client: SCS Engineers Data File: NABORS flat 1-13-2015

Time Series



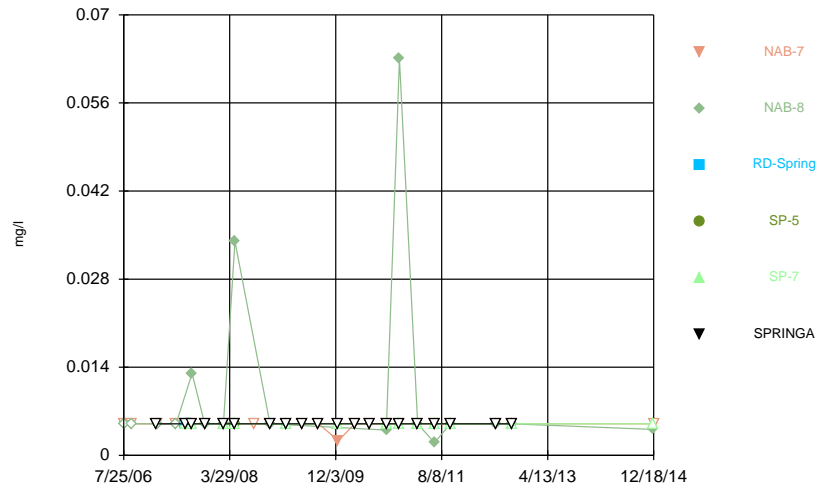
Constituent: Chromium Analysis Run 1/15/2015 1:00 PM
Facility: NABORS Client: SCS Engineers Data File: NABORS flat 1-13-2015

Time Series



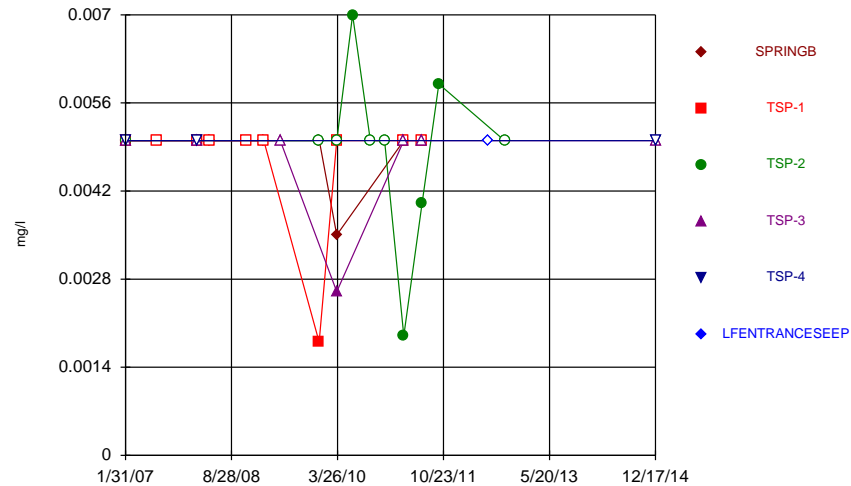
Constituent: Chromium Analysis Run 1/15/2015 1:00 PM
Facility: NABORS Client: SCS Engineers Data File: NABORS flat 1-13-2015

Time Series



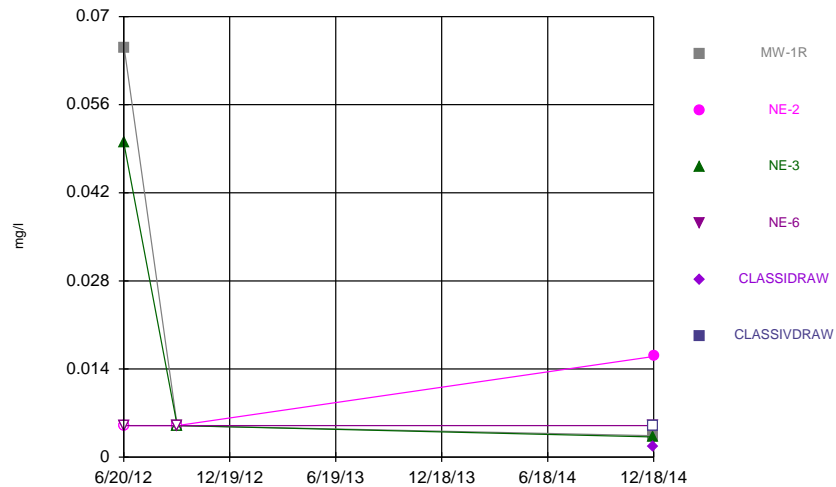
Constituent: Chromium Analysis Run 1/15/2015 1:00 PM
Facility: NABORS Client: SCS Engineers Data File: NABORS flat 1-13-2015

Time Series



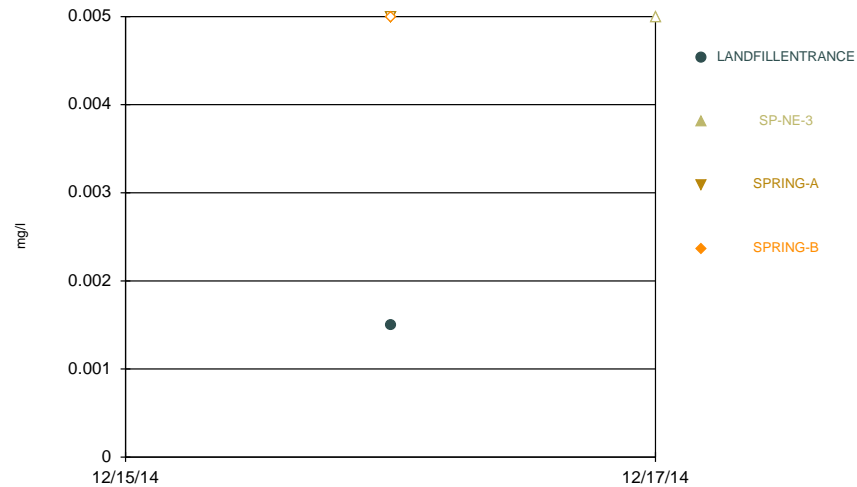
Constituent: Chromium Analysis Run 1/15/2015 1:00 PM
Facility: NABORS Client: SCS Engineers Data File: NABORS flat 1-13-2015

Time Series



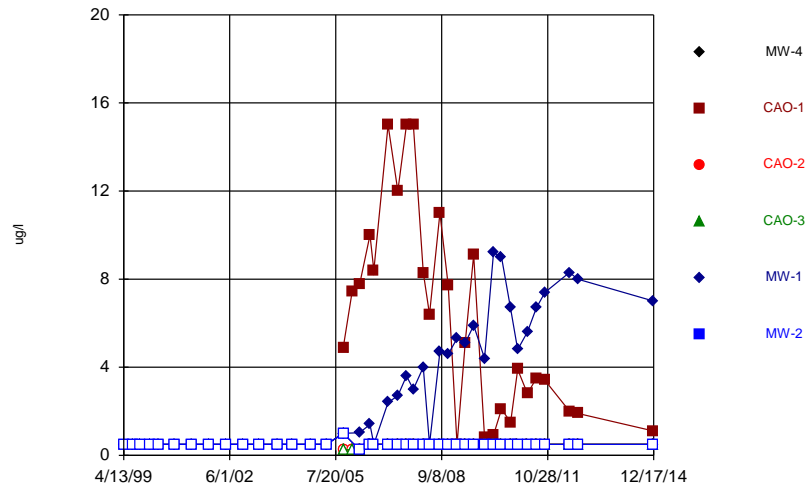
Constituent: Chromium Analysis Run 1/15/2015 1:00 PM
Facility: NABORS Client: SCS Engineers Data File: NABORS flat 1-13-2015

Time Series



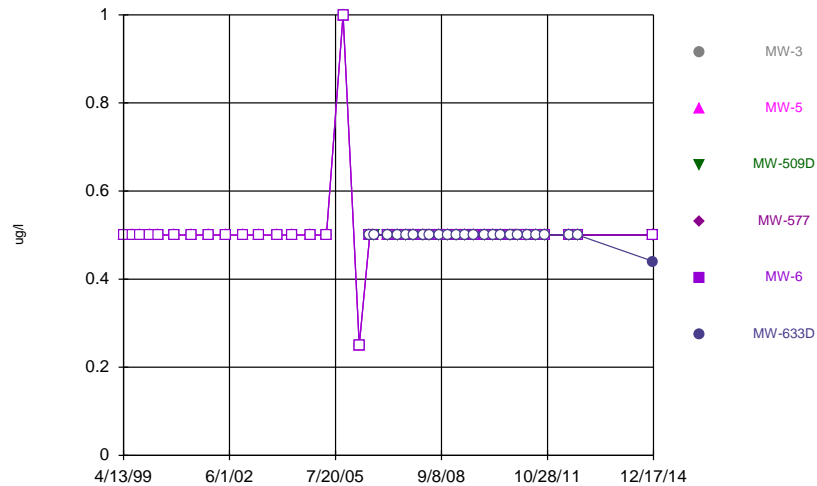
Constituent: Chromium Analysis Run 1/15/2015 1:00 PM
Facility: NABORS Client: SCS Engineers Data File: NABORS flat 1-13-2015

Time Series



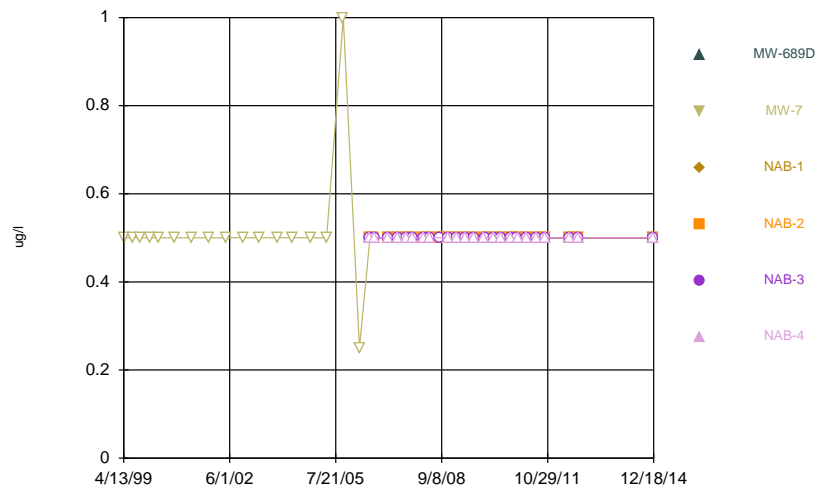
Constituent: cis-1,2-Dichloroethene Analysis Run 1/15/2015 1:00 PM
Facility: NABORS Client: SCS Engineers Data File: NABORS flat 1-13-2015

Time Series



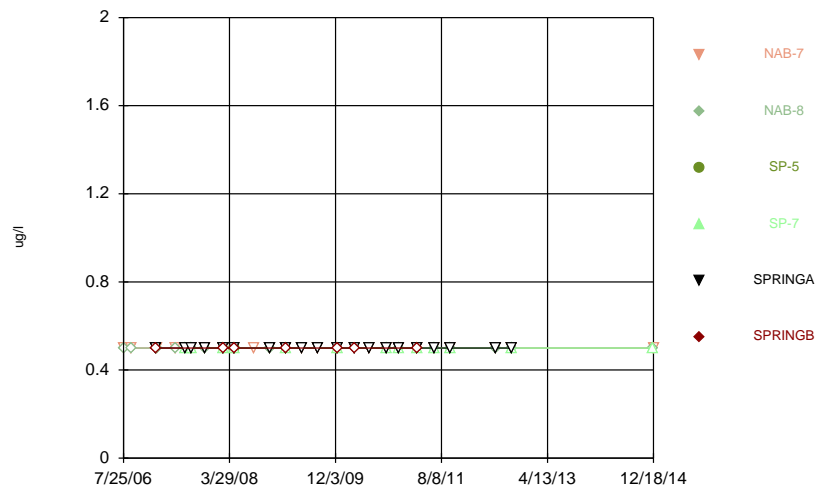
Constituent: cis-1,2-Dichloroethene Analysis Run 1/15/2015 1:00 PM
Facility: NABORS Client: SCS Engineers Data File: NABORS flat 1-13-2015

Time Series



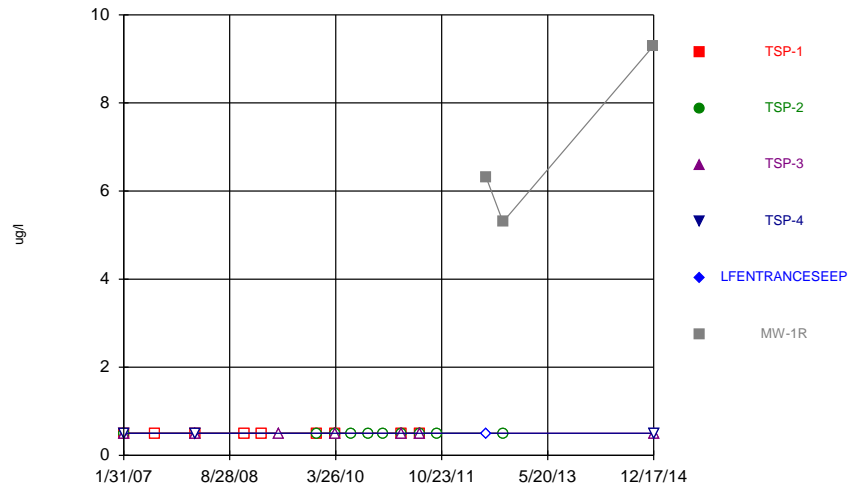
Constituent: cis-1,2-Dichloroethene Analysis Run 1/15/2015 1:00 PM
Facility: NABORS Client: SCS Engineers Data File: NABORS flat 1-13-2015

Time Series



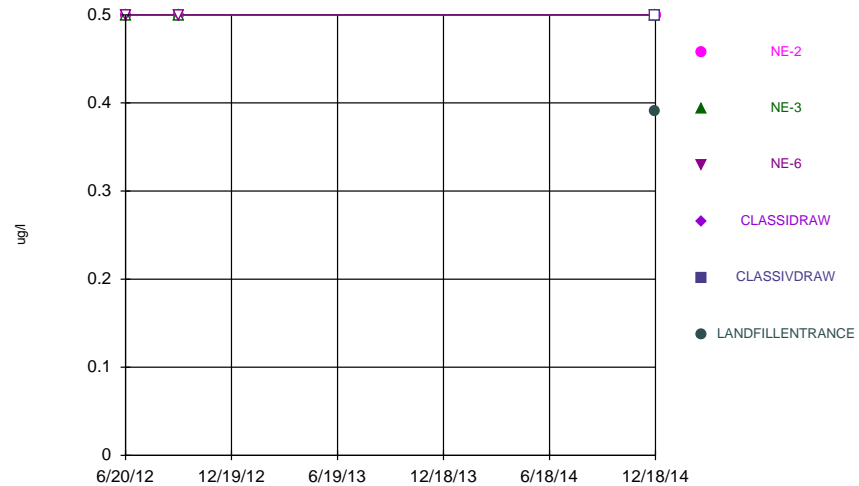
Constituent: cis-1,2-Dichloroethene Analysis Run 1/15/2015 1:00 PM
Facility: NABORS Client: SCS Engineers Data File: NABORS flat 1-13-2015

Time Series



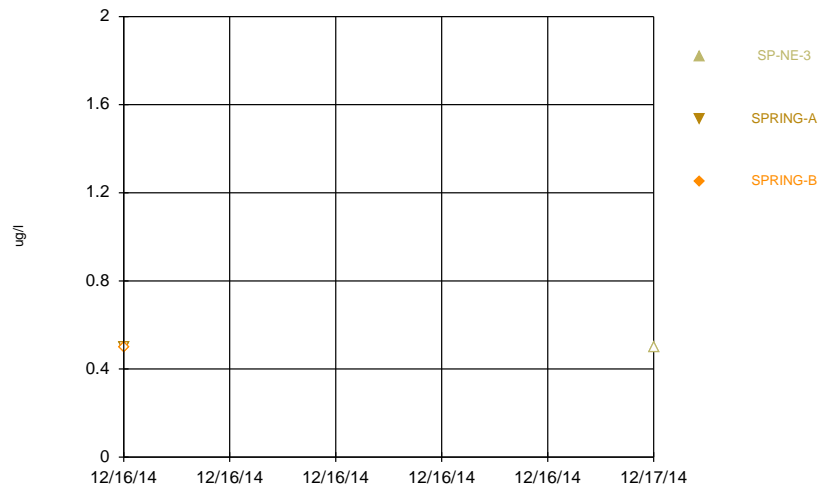
Constituent: cis-1,2-Dichloroethene Analysis Run 1/15/2015 1:00 PM
Facility: NABORS Client: SCS Engineers Data File: NABORS flat 1-13-2015

Time Series



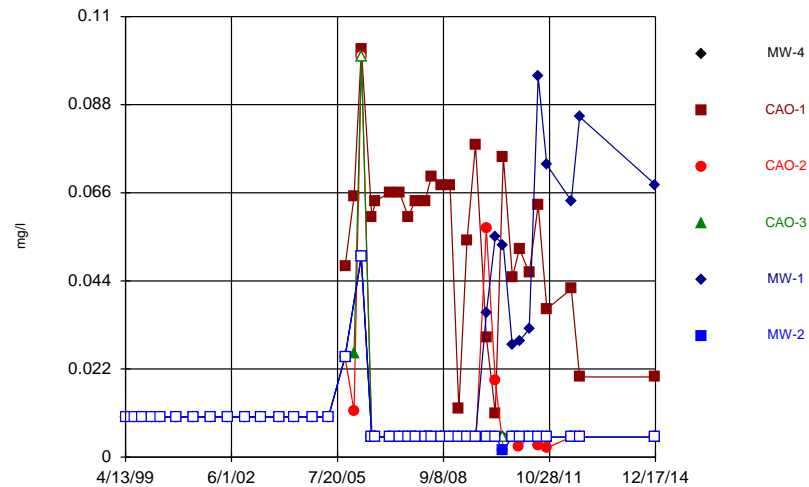
Constituent: cis-1,2-Dichloroethene Analysis Run 1/15/2015 1:00 PM
Facility: NABORS Client: SCS Engineers Data File: NABORS flat 1-13-2015

Time Series



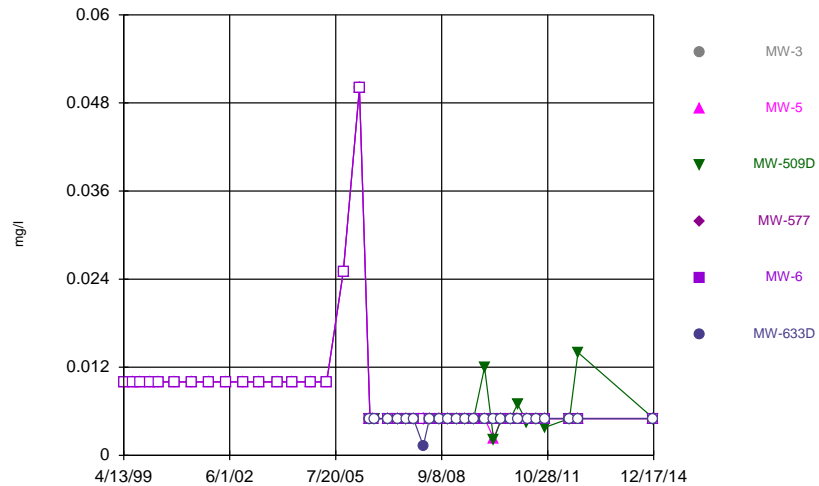
Constituent: cis-1,2-Dichloroethene Analysis Run 1/15/2015 1:00 PM
Facility: NABORS Client: SCS Engineers Data File: NABORS flat 1-13-2015

Time Series



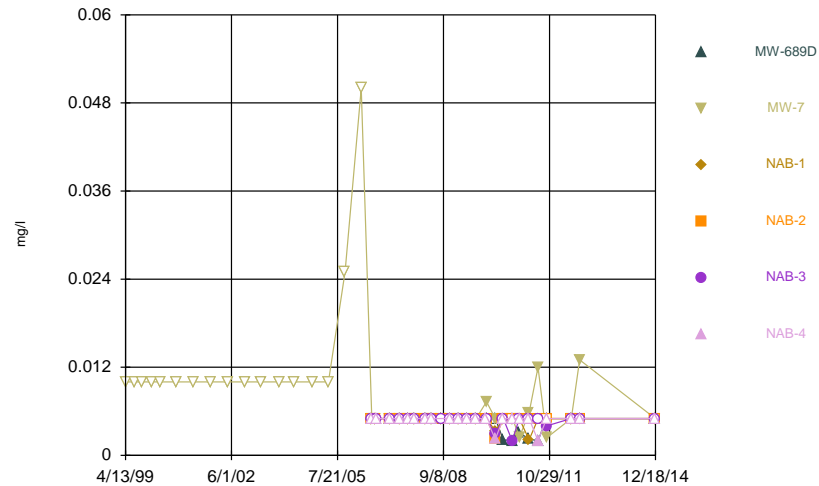
Constituent: Cobalt Analysis Run 1/15/2015 1:00 PM
Facility: NABORS Client: SCS Engineers Data File: NABORS flat 1-13-2015

Time Series



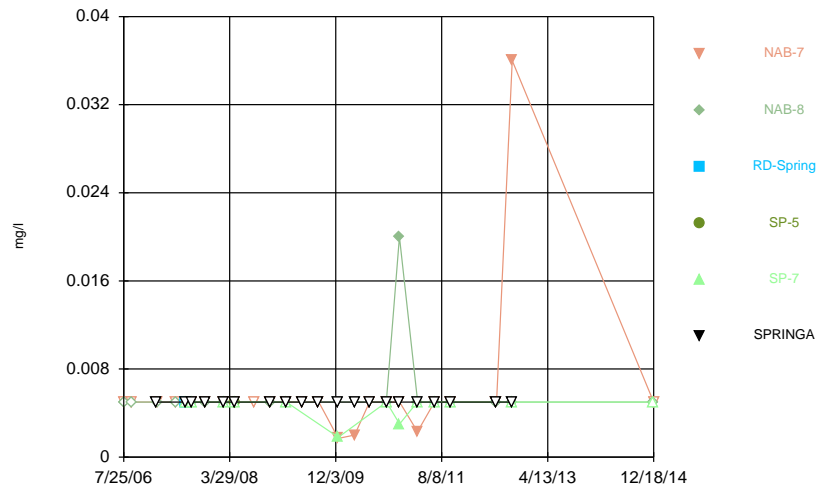
Constituent: Cobalt Analysis Run 1/15/2015 1:00 PM
Facility: NABORS Client: SCS Engineers Data File: NABORS flat 1-13-2015

Time Series



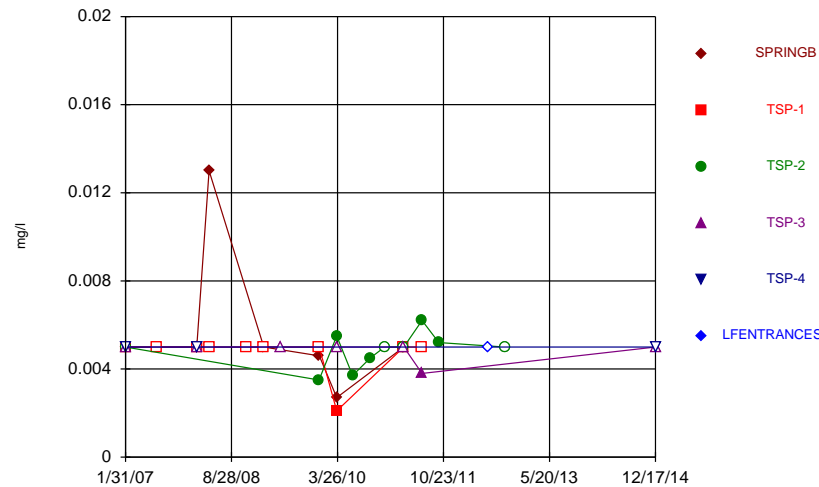
Constituent: Cobalt Analysis Run 1/15/2015 1:00 PM
Facility: NABORS Client: SCS Engineers Data File: NABORS flat 1-13-2015

Time Series



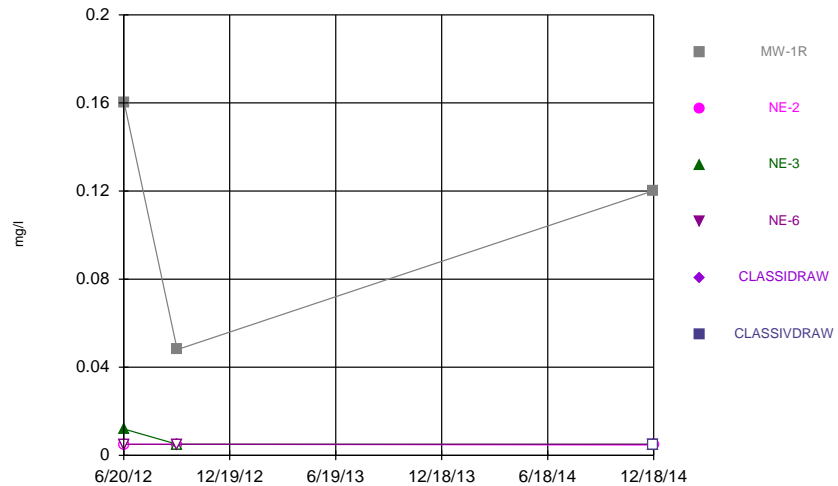
Constituent: Cobalt Analysis Run 1/15/2015 1:00 PM
Facility: NABORS Client: SCS Engineers Data File: NABORS flat 1-13-2015

Time Series



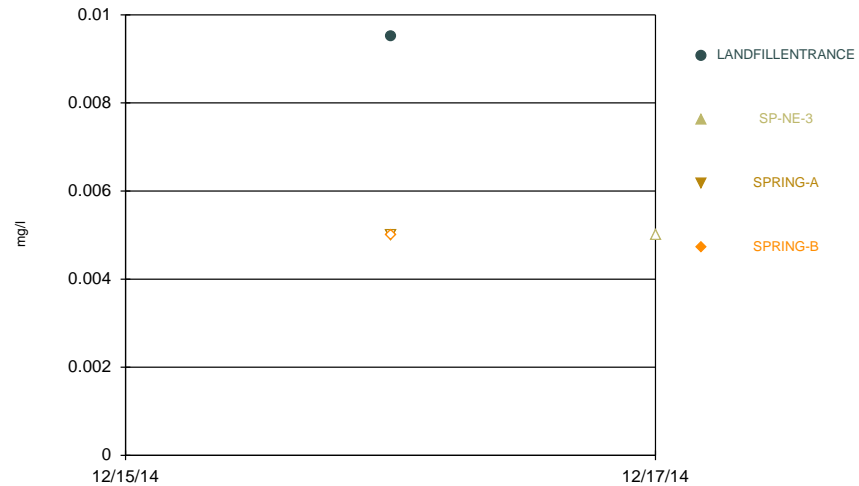
Constituent: Cobalt Analysis Run 1/15/2015 1:00 PM
Facility: NABORS Client: SCS Engineers Data File: NABORS flat 1-13-2015

Time Series



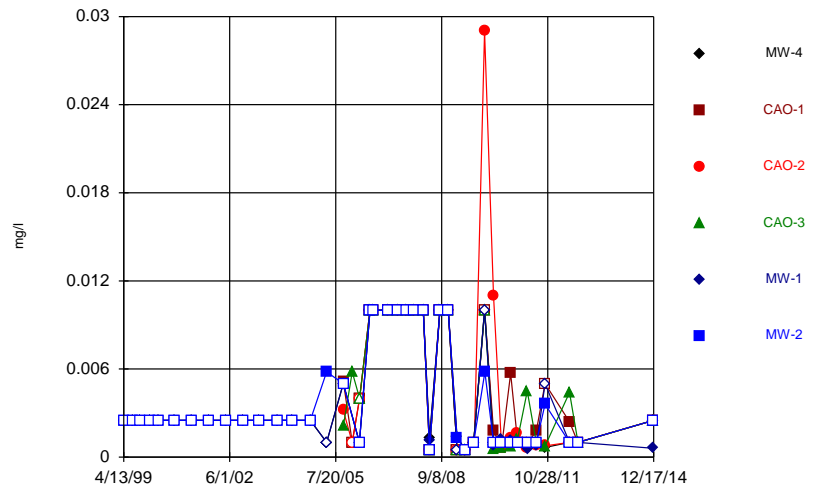
Constituent: Cobalt Analysis Run 1/15/2015 1:00 PM
Facility: NABORS Client: SCS Engineers Data File: NABORS flat 1-13-2015

Time Series



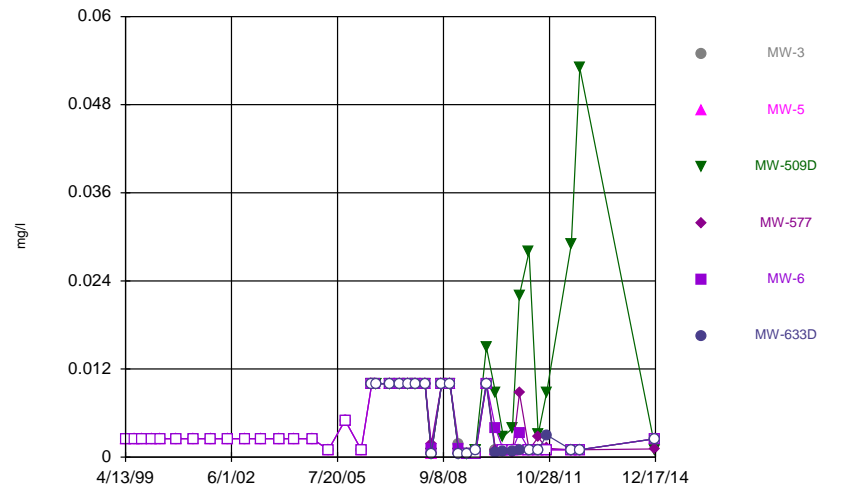
Constituent: Cobalt Analysis Run 1/15/2015 1:00 PM
Facility: NABORS Client: SCS Engineers Data File: NABORS flat 1-13-2015

Time Series



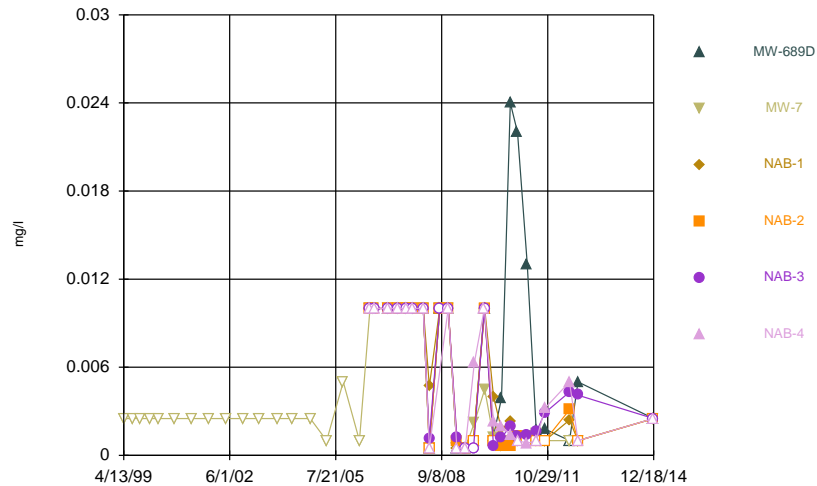
Constituent: Copper Analysis Run 1/15/2015 1:00 PM
Facility: NABORS Client: SCS Engineers Data File: NABORS flat 1-13-2015

Time Series



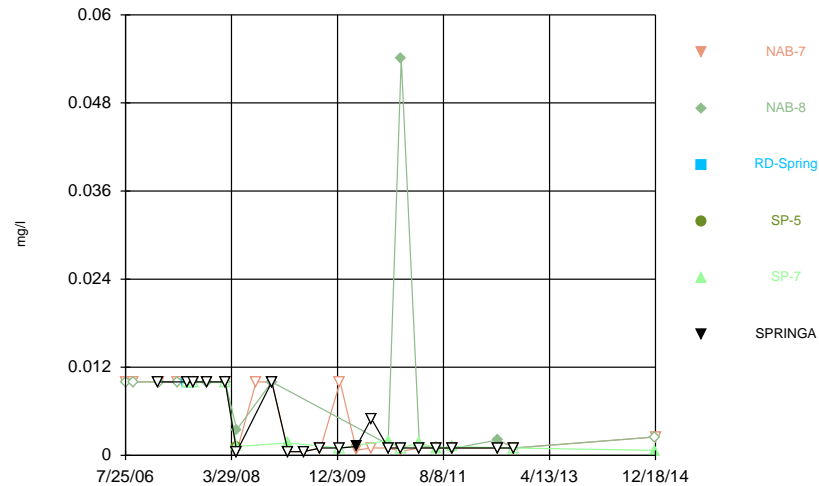
Constituent: Copper Analysis Run 1/15/2015 1:00 PM
Facility: NABORS Client: SCS Engineers Data File: NABORS flat 1-13-2015

Time Series



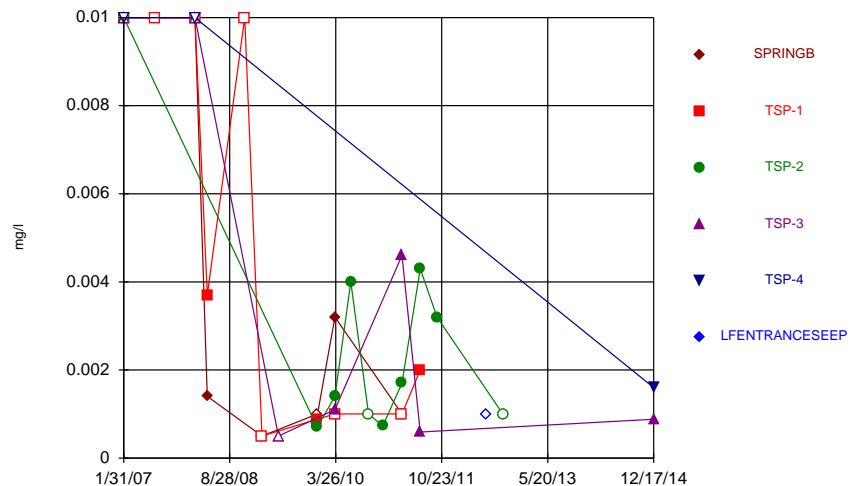
Constituent: Copper Analysis Run 1/15/2015 1:00 PM
Facility: NABORS Client: SCS Engineers Data File: NABORS flat 1-13-2015

Time Series



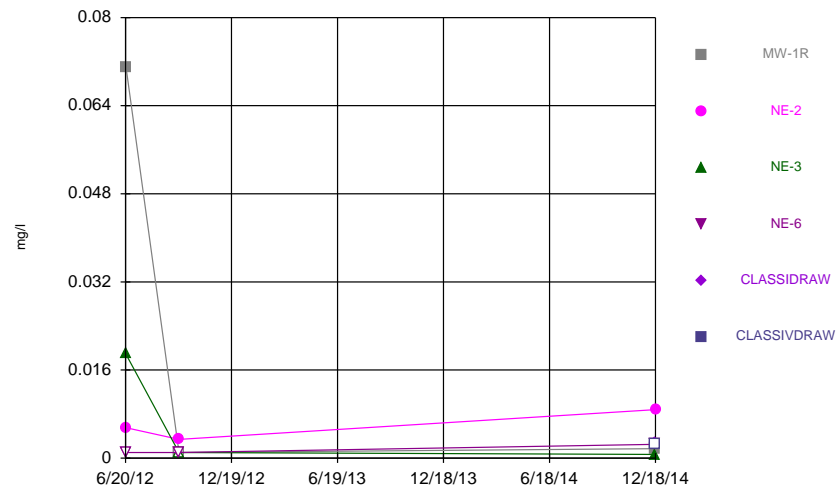
Constituent: Copper Analysis Run 1/15/2015 1:00 PM
Facility: NABORS Client: SCS Engineers Data File: NABORS flat 1-13-2015

Time Series



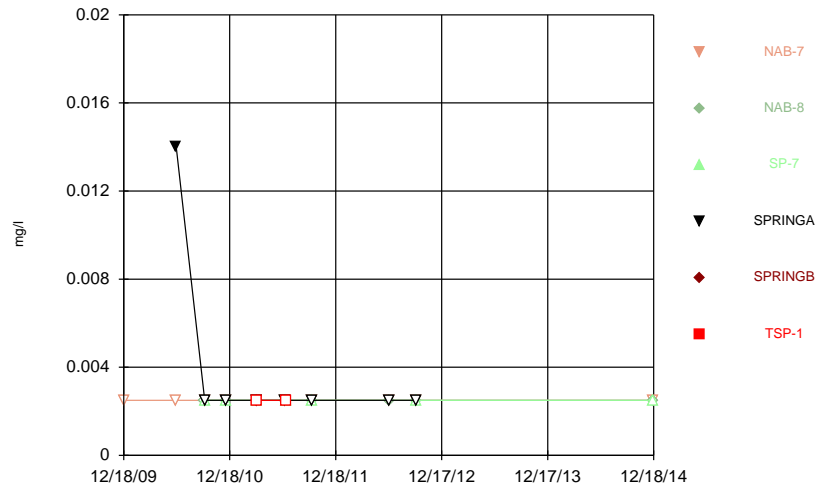
Constituent: Copper Analysis Run 1/15/2015 1:00 PM
Facility: NABORS Client: SCS Engineers Data File: NABORS flat 1-13-2015

Time Series



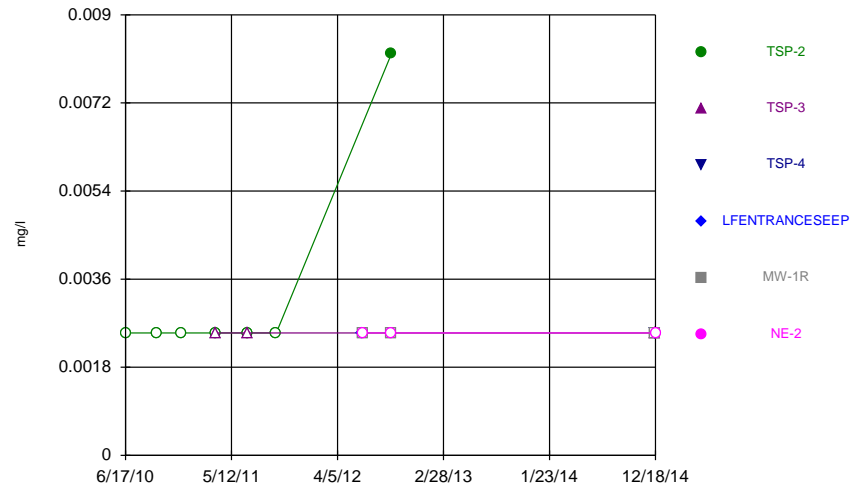
Constituent: Copper Analysis Run 1/15/2015 1:00 PM
Facility: NABORS Client: SCS Engineers Data File: NABORS flat 1-13-2015

Time Series



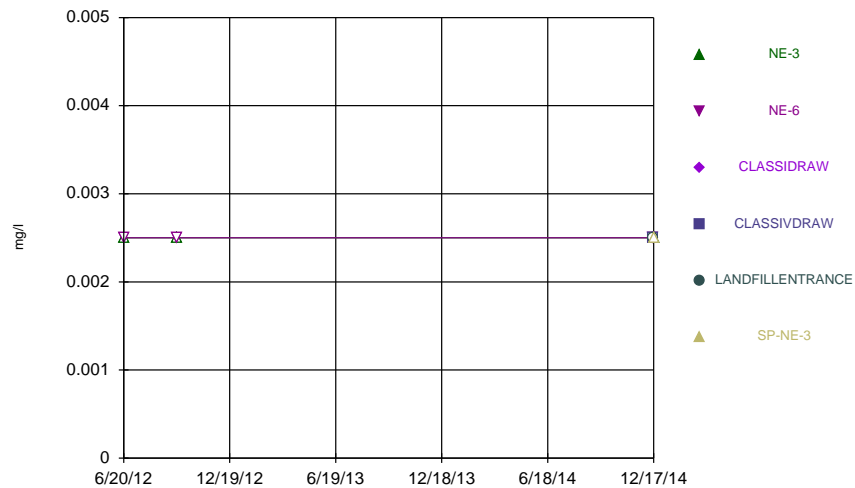
Constituent: Cyanide Analysis Run 1/15/2015 1:00 PM
Facility: NABORS Client: SCS Engineers Data File: NABORS flat 1-13-2015

Time Series




Constituent: Cyanide Analysis Run 1/15/2015 1:01 PM
Facility: NABORS Client: SCS Engineers Data File: NABORS flat 1-13-2015

Time Series



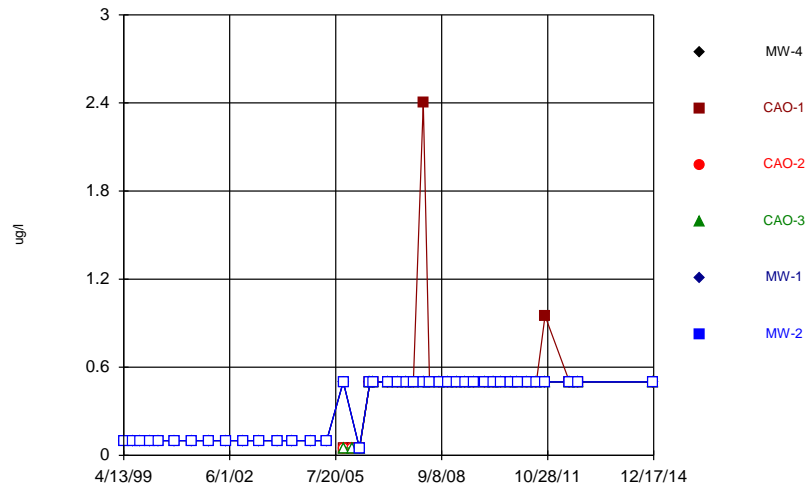
Constituent: Cyanide Analysis Run 1/15/2015 1:01 PM
Facility: NABORS Client: SCS Engineers Data File: NABORS flat 1-13-2015

Time Series



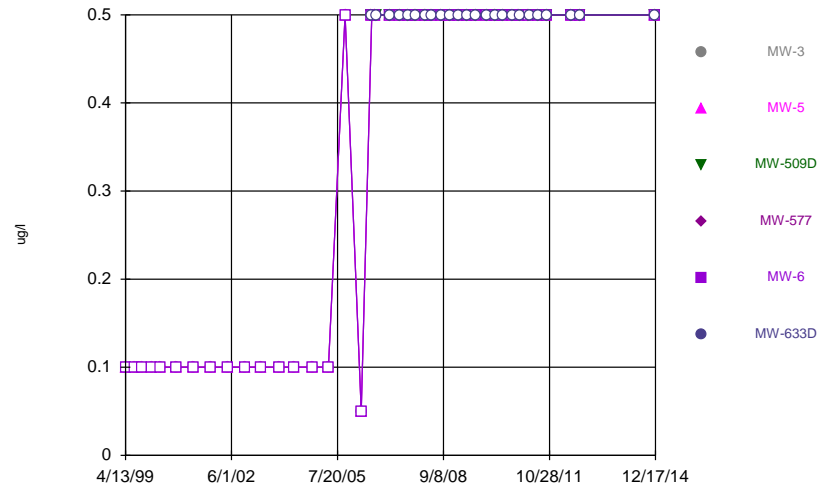
Constituent: Cyanide Analysis Run 1/15/2015 1:01 PM
Facility: NABORS Client: SCS Engineers Data File: NABORS flat 1-13-2015

Time Series



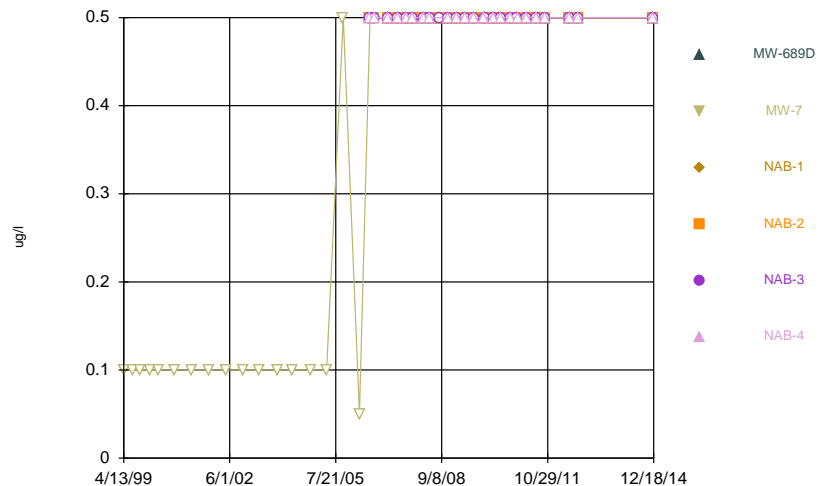
Constituent: Ethylbenzene Analysis Run 1/15/2015 1:01 PM
Facility: NABORS Client: SCS Engineers Data File: NABORS flat 1-13-2015

Time Series



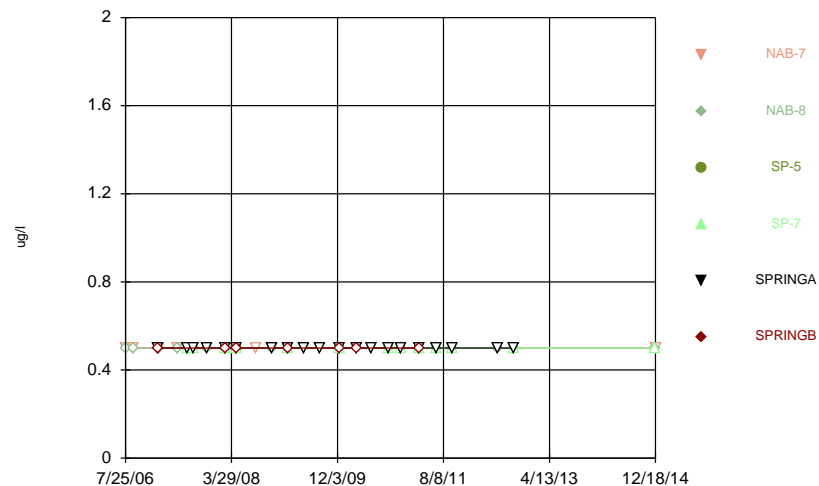
Constituent: Ethylbenzene Analysis Run 1/15/2015 1:01 PM
Facility: NABORS Client: SCS Engineers Data File: NABORS flat 1-13-2015

Time Series



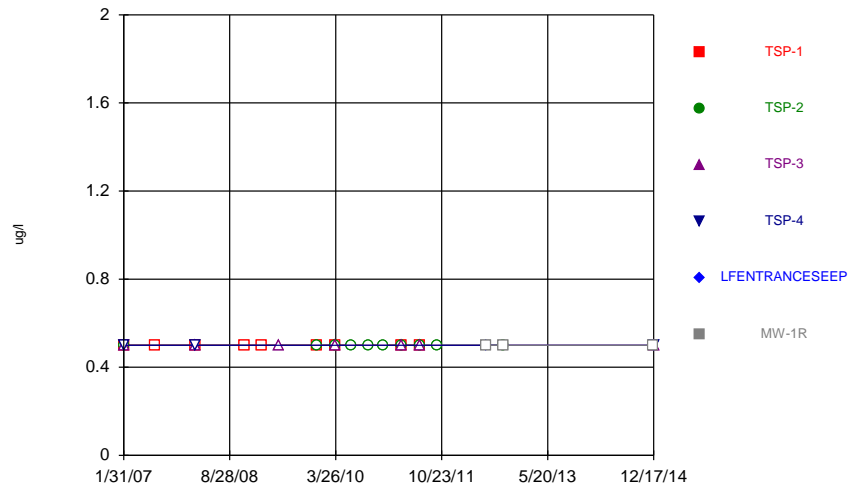
Constituent: Ethylbenzene Analysis Run 1/15/2015 1:01 PM
Facility: NABORS Client: SCS Engineers Data File: NABORS flat 1-13-2015

Time Series



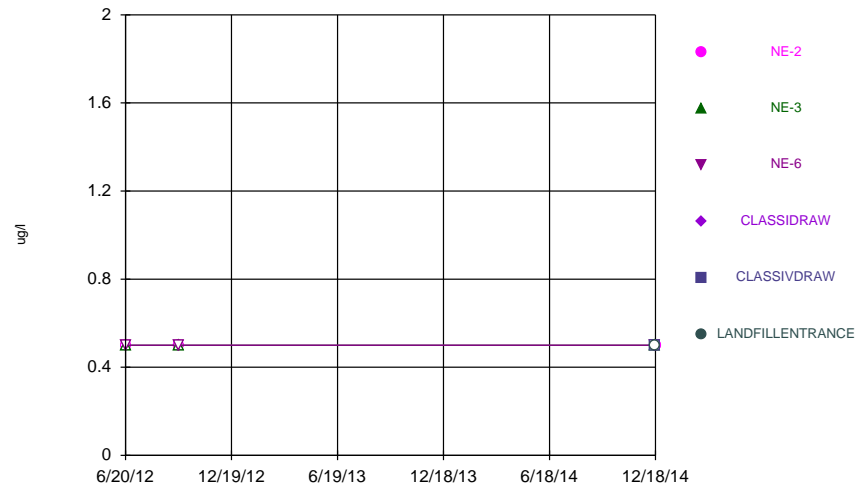
Constituent: Ethylbenzene Analysis Run 1/15/2015 1:01 PM
Facility: NABORS Client: SCS Engineers Data File: NABORS flat 1-13-2015

Time Series



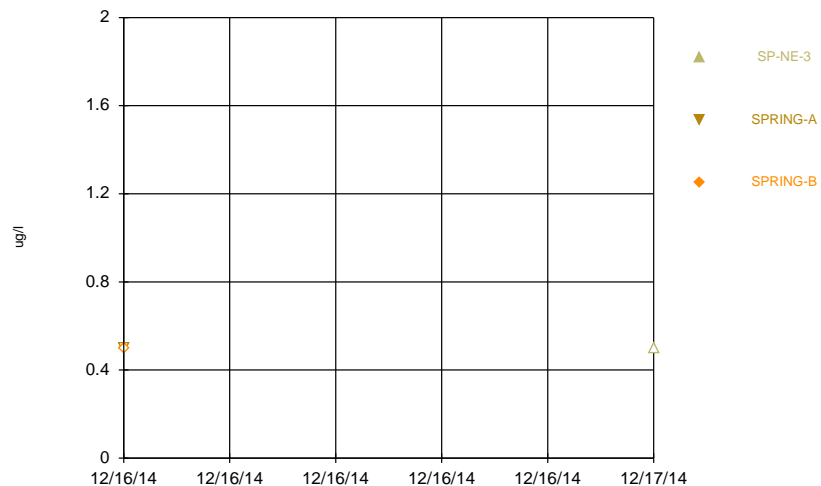
Constituent: Ethylbenzene Analysis Run 1/15/2015 1:01 PM
Facility: NABORS Client: SCS Engineers Data File: NABORS flat 1-13-2015

Time Series



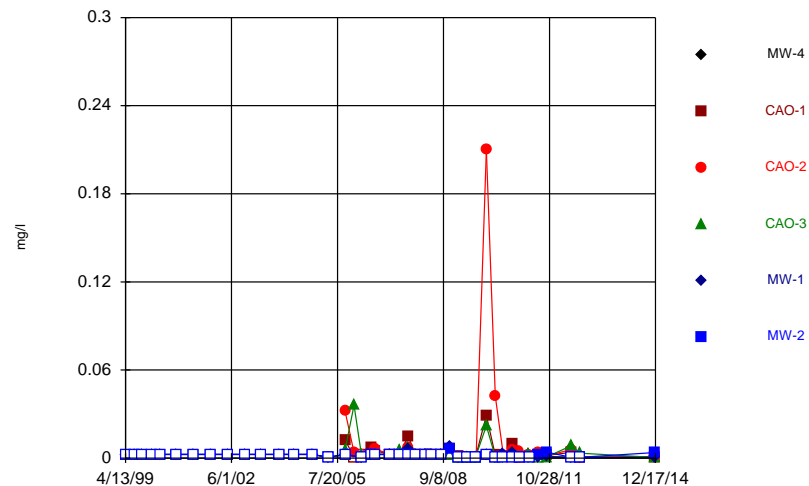
Constituent: Ethylbenzene Analysis Run 1/15/2015 1:01 PM
Facility: NABORS Client: SCS Engineers Data File: NABORS flat 1-13-2015

Time Series



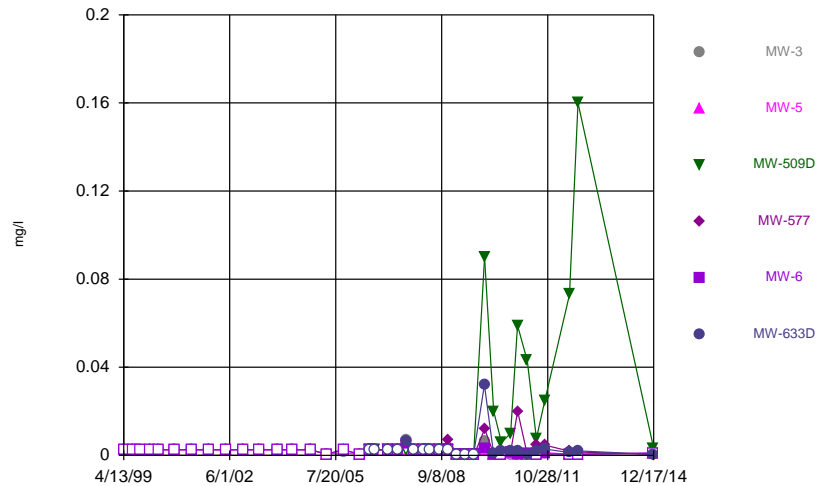
Constituent: Ethylbenzene Analysis Run 1/15/2015 1:01 PM
Facility: NABORS Client: SCS Engineers Data File: NABORS flat 1-13-2015

Time Series



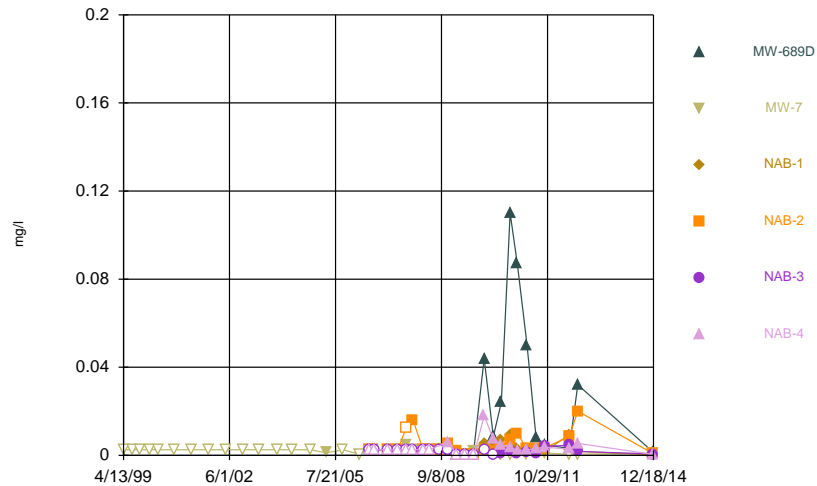
Constituent: Lead Analysis Run 1/15/2015 1:01 PM
Facility: NABORS Client: SCS Engineers Data File: NABORS flat 1-13-2015

Time Series



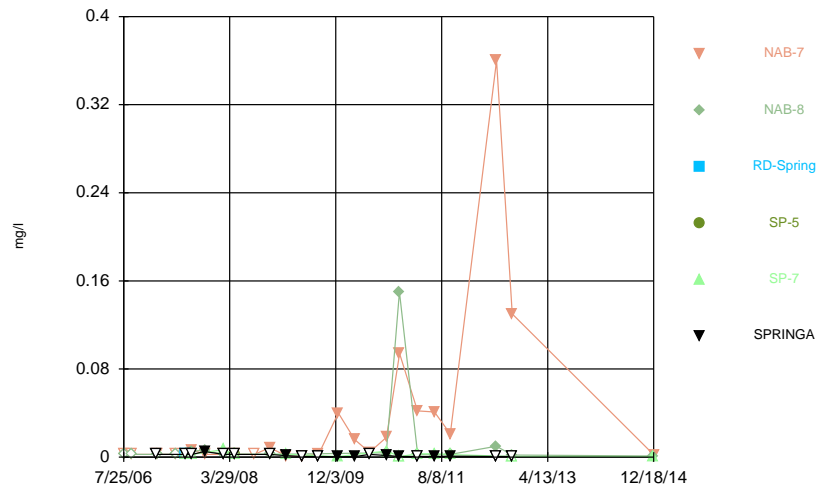
Constituent: Lead Analysis Run 1/15/2015 1:01 PM
Facility: NABORS Client: SCS Engineers Data File: NABORS flat 1-13-2015

Time Series



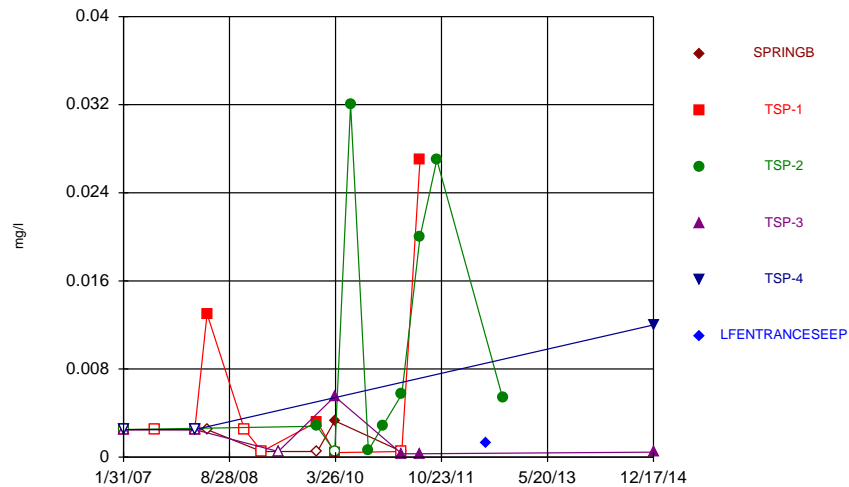
Constituent: Lead Analysis Run 1/15/2015 1:01 PM
Facility: NABORS Client: SCS Engineers Data File: NABORS flat 1-13-2015

Time Series



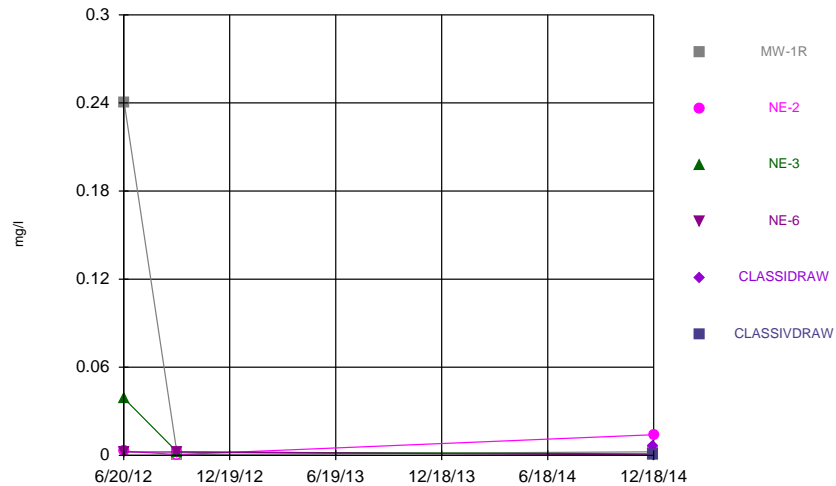
Constituent: Lead Analysis Run 1/15/2015 1:01 PM
Facility: NABORS Client: SCS Engineers Data File: NABORS flat 1-13-2015

Time Series



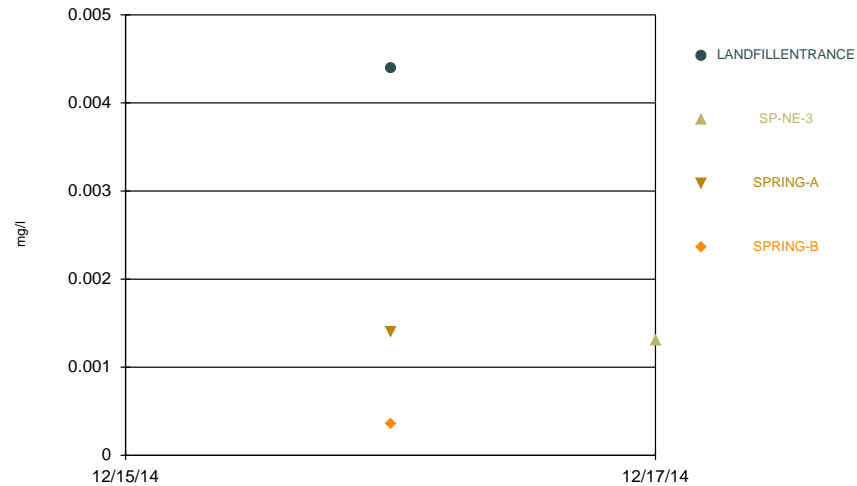
Constituent: Lead Analysis Run 1/15/2015 1:01 PM
Facility: NABORS Client: SCS Engineers Data File: NABORS flat 1-13-2015

Time Series



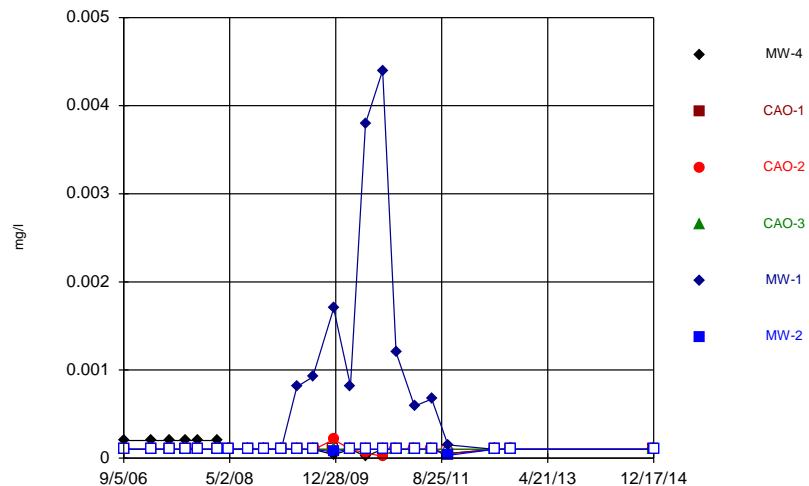
Constituent: Lead Analysis Run 1/15/2015 1:01 PM
Facility: NABORS Client: SCS Engineers Data File: NABORS flat 1-13-2015

Time Series



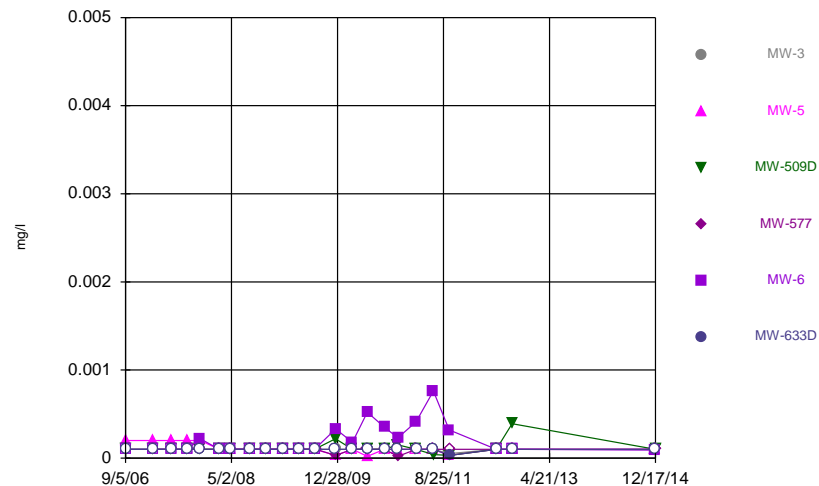
Constituent: Lead Analysis Run 1/15/2015 1:01 PM
Facility: NABORS Client: SCS Engineers Data File: NABORS flat 1-13-2015

Time Series



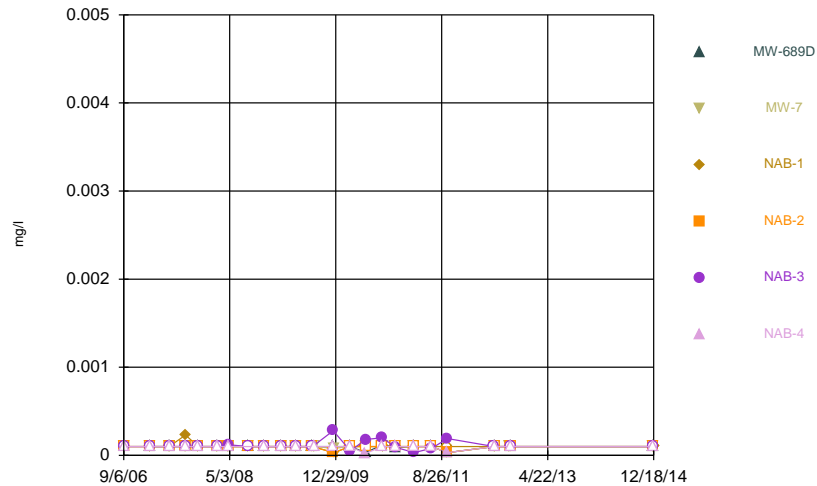
Constituent: Mercury Analysis Run 1/15/2015 1:01 PM
Facility: NABORS Client: SCS Engineers Data File: NABORS flat 1-13-2015

Time Series



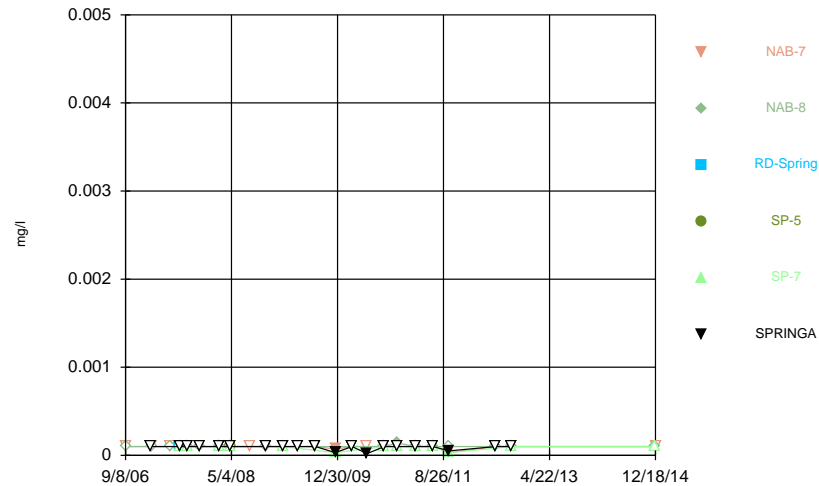
Constituent: Mercury Analysis Run 1/15/2015 1:01 PM
Facility: NABORS Client: SCS Engineers Data File: NABORS flat 1-13-2015

Time Series



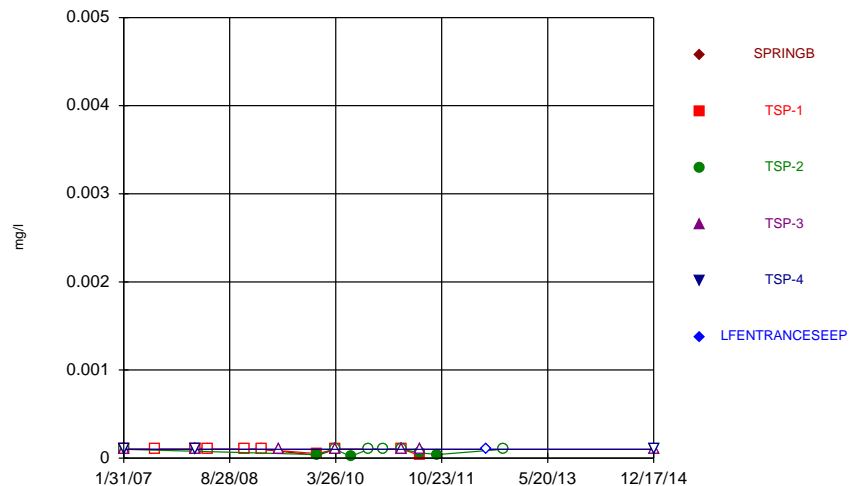
Constituent: Mercury Analysis Run 1/15/2015 1:01 PM
Facility: NABORS Client: SCS Engineers Data File: NABORS flat 1-13-2015

Time Series



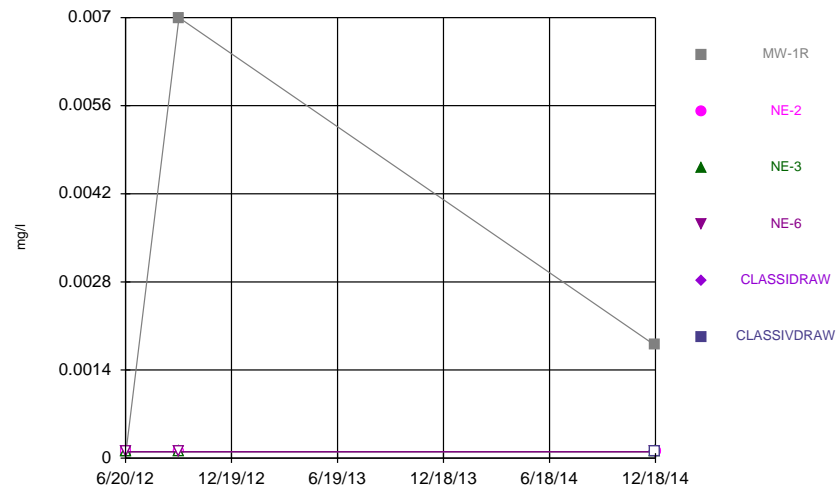
Constituent: Mercury Analysis Run 1/15/2015 1:01 PM
Facility: NABORS Client: SCS Engineers Data File: NABORS flat 1-13-2015

Time Series



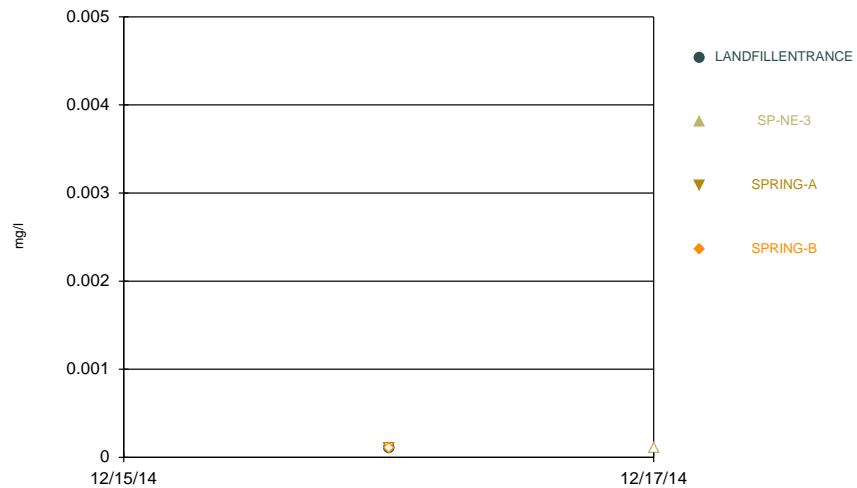
Constituent: Mercury Analysis Run 1/15/2015 1:01 PM
Facility: NABORS Client: SCS Engineers Data File: NABORS flat 1-13-2015

Time Series



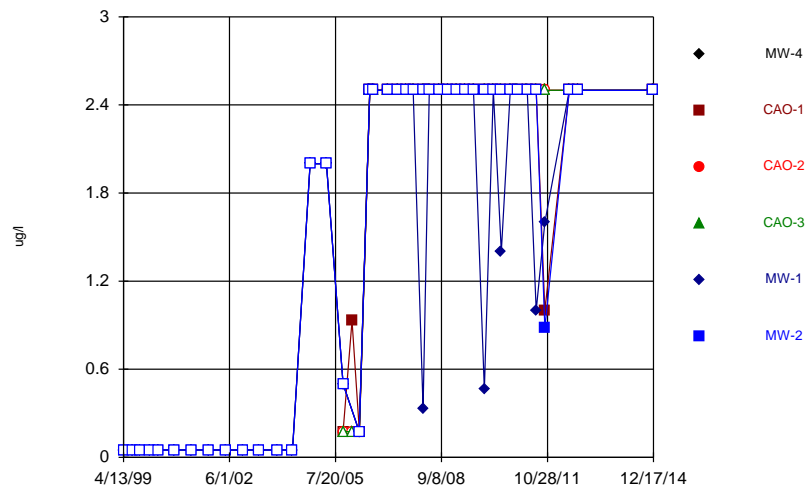
Constituent: Mercury Analysis Run 1/15/2015 1:01 PM
Facility: NABORS Client: SCS Engineers Data File: NABORS flat 1-13-2015

Time Series



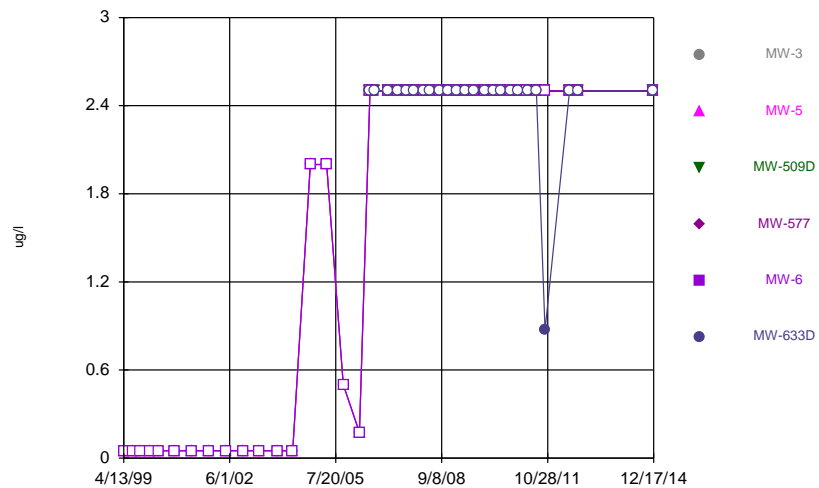
Constituent: Mercury Analysis Run 1/15/2015 1:01 PM
Facility: NABORS Client: SCS Engineers Data File: NABORS flat 1-13-2015

Time Series



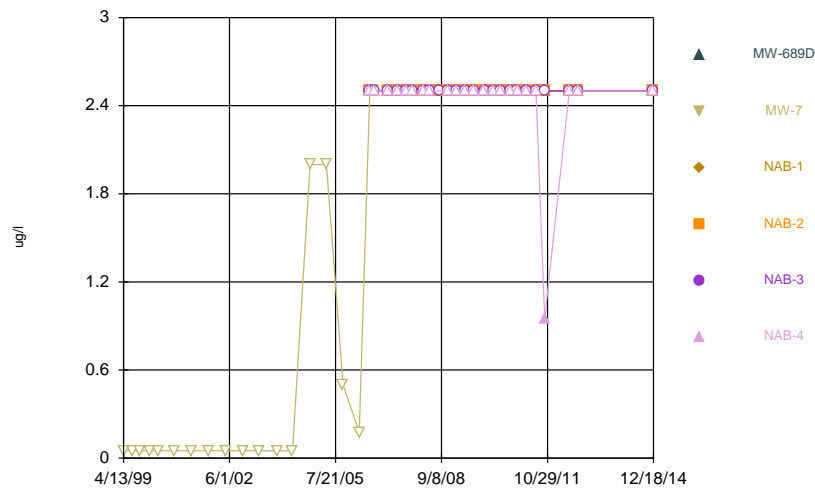
Constituent: Methylene Chloride Analysis Run 1/15/2015 1:01 PM
Facility: NABORS Client: SCS Engineers Data File: NABORS flat 1-13-2015

Time Series



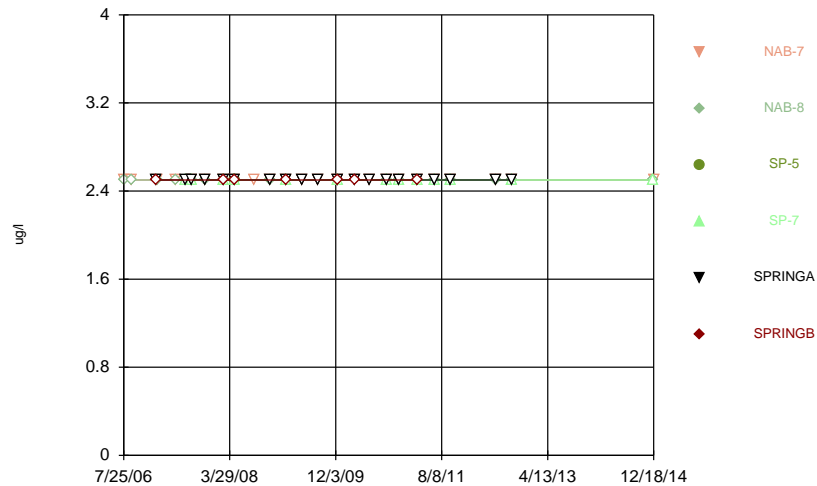
Constituent: Methylene Chloride Analysis Run 1/15/2015 1:01 PM
Facility: NABORS Client: SCS Engineers Data File: NABORS flat 1-13-2015

Time Series



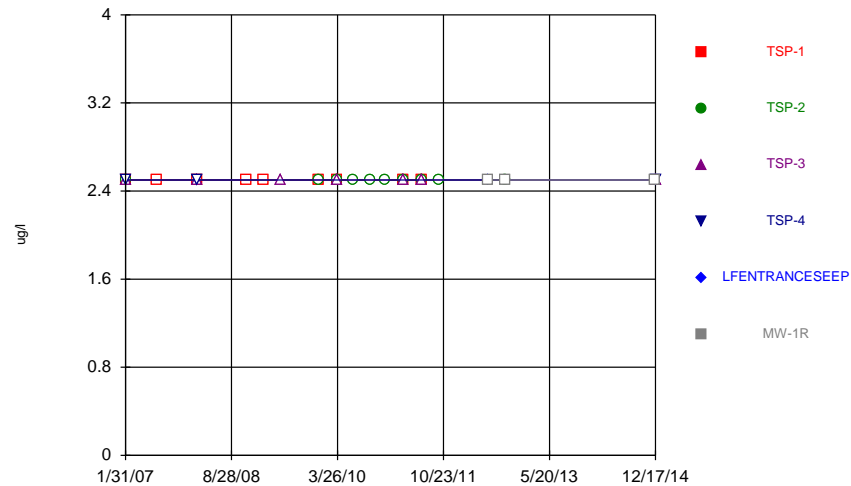
Constituent: Methylene Chloride Analysis Run 1/15/2015 1:01 PM
Facility: NABORS Client: SCS Engineers Data File: NABORS flat 1-13-2015

Time Series



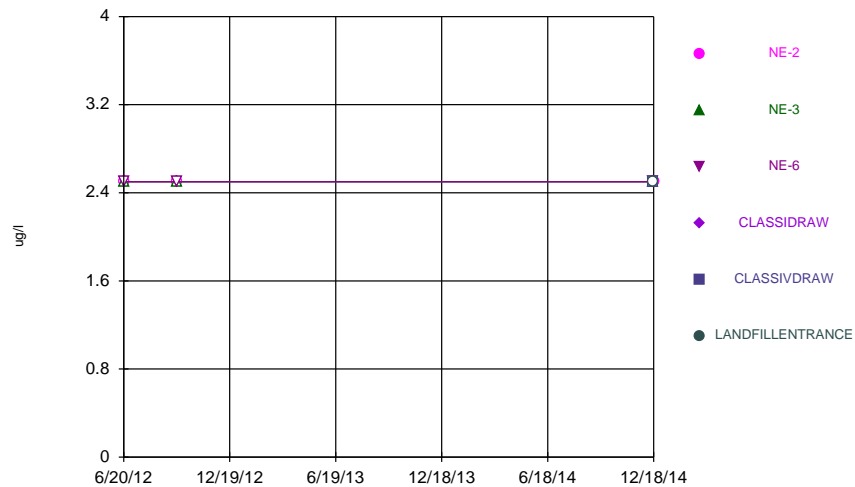
Constituent: Methylene Chloride Analysis Run 1/15/2015 1:01 PM
Facility: NABORS Client: SCS Engineers Data File: NABORS flat 1-13-2015

Time Series



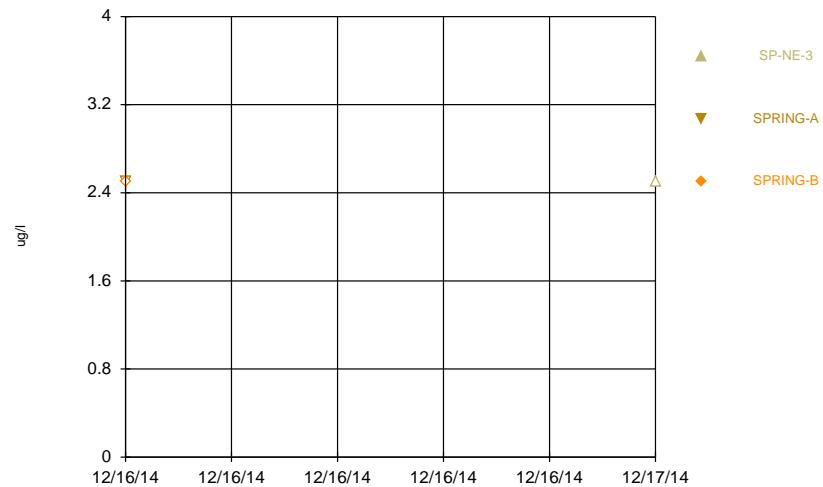
Constituent: Methylene Chloride Analysis Run 1/15/2015 1:01 PM
Facility: NABORS Client: SCS Engineers Data File: NABORS flat 1-13-2015

Time Series



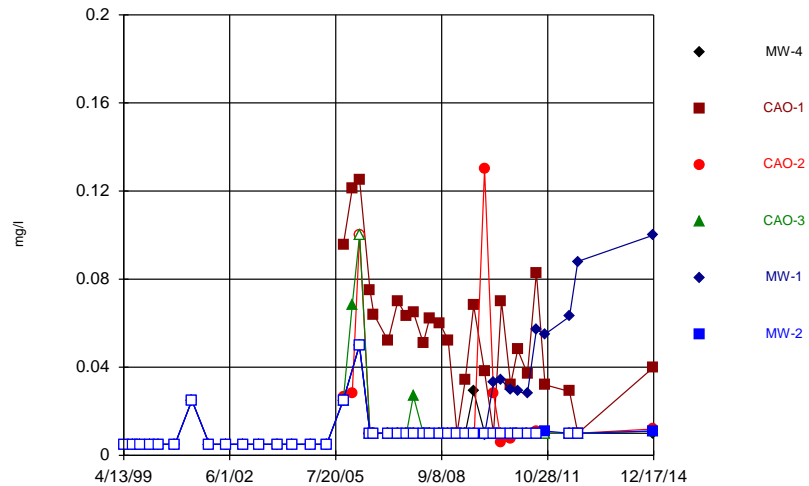
Constituent: Methylene Chloride Analysis Run 1/15/2015 1:01 PM
Facility: NABORS Client: SCS Engineers Data File: NABORS flat 1-13-2015

Time Series



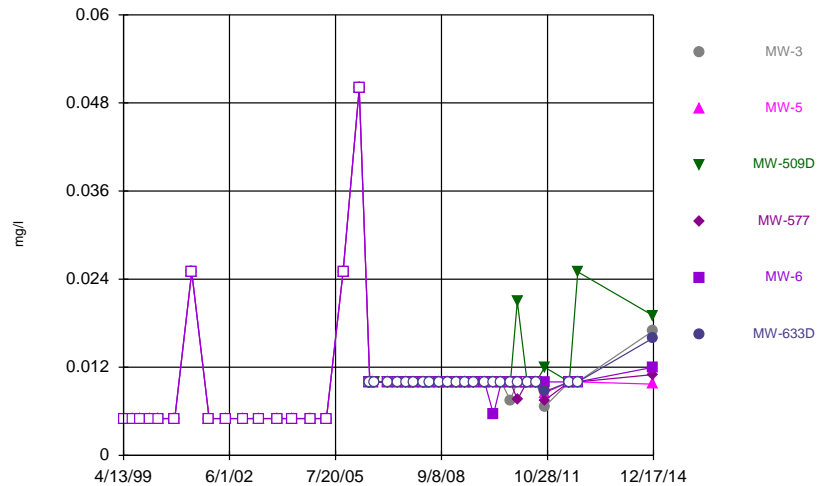
Constituent: Methylene Chloride Analysis Run 1/15/2015 1:01 PM
Facility: NABORS Client: SCS Engineers Data File: NABORS flat 1-13-2015

Time Series



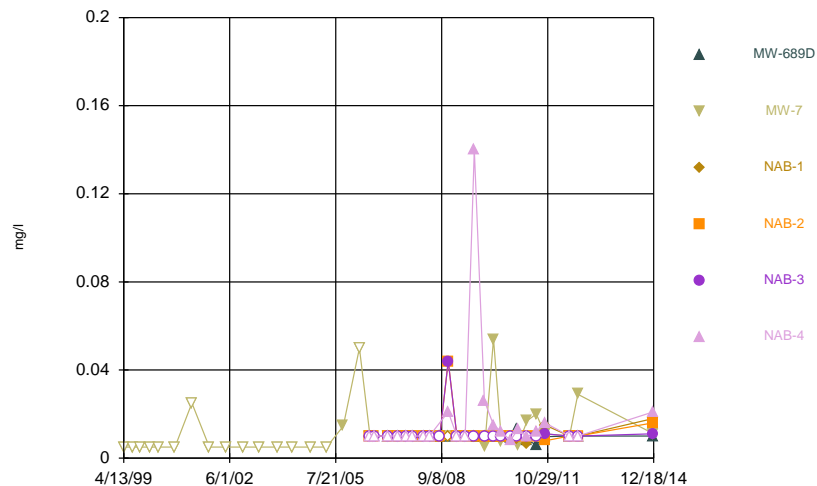
Constituent: Nickel Analysis Run 1/15/2015 1:01 PM
Facility: NABORS Client: SCS Engineers Data File: NABORS flat 1-13-2015

Time Series



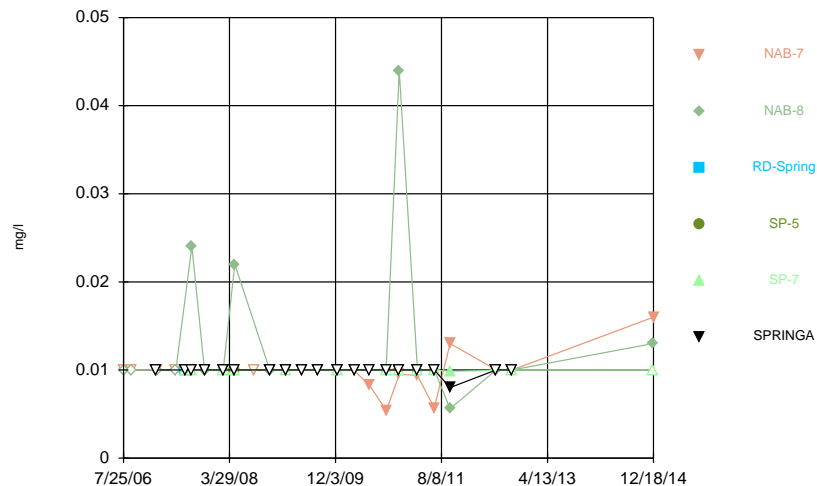
Constituent: Nickel Analysis Run 1/15/2015 1:01 PM
Facility: NABORS Client: SCS Engineers Data File: NABORS flat 1-13-2015

Time Series



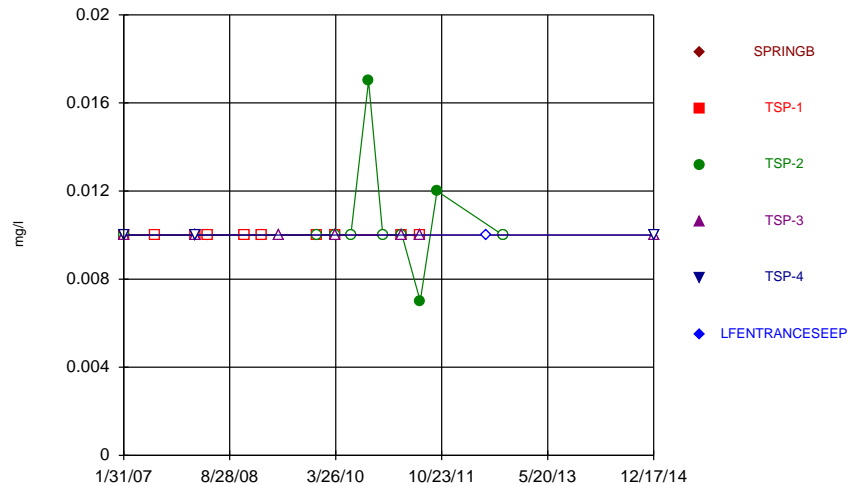
Constituent: Nickel Analysis Run 1/15/2015 1:01 PM
Facility: NABORS Client: SCS Engineers Data File: NABORS flat 1-13-2015

Time Series



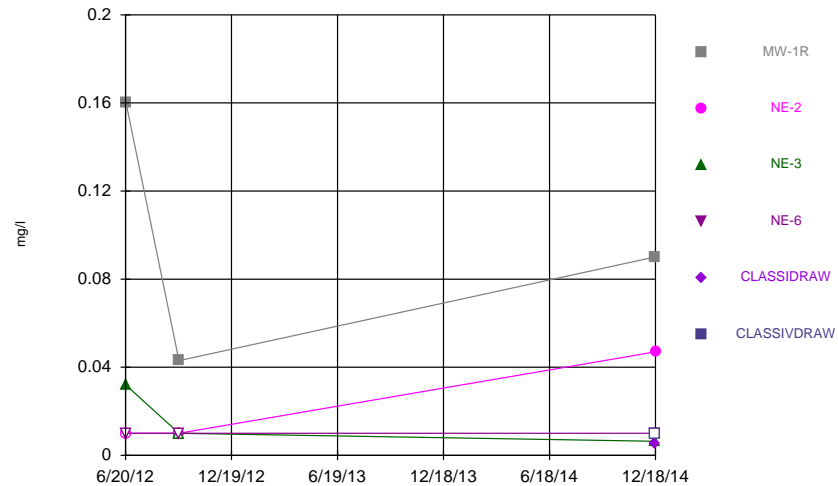
Constituent: Nickel Analysis Run 1/15/2015 1:01 PM
Facility: NABORS Client: SCS Engineers Data File: NABORS flat 1-13-2015

Time Series



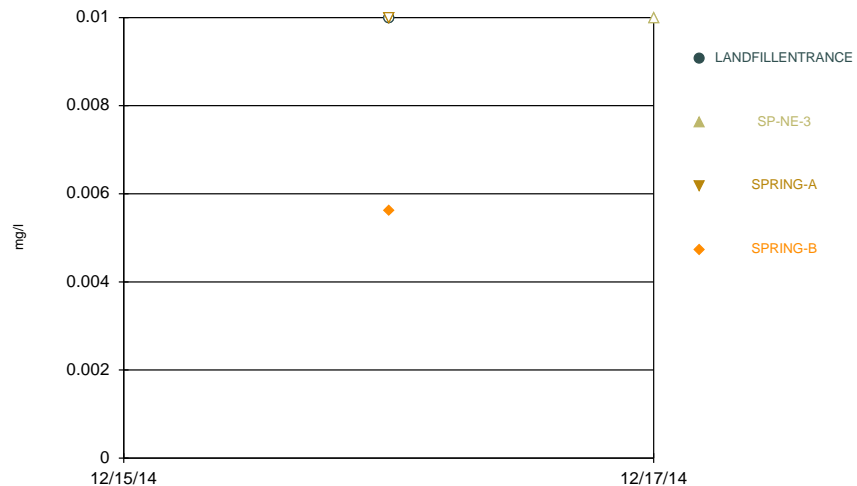
Constituent: Nickel Analysis Run 1/15/2015 1:01 PM
Facility: NABORS Client: SCS Engineers Data File: NABORS flat 1-13-2015

Time Series



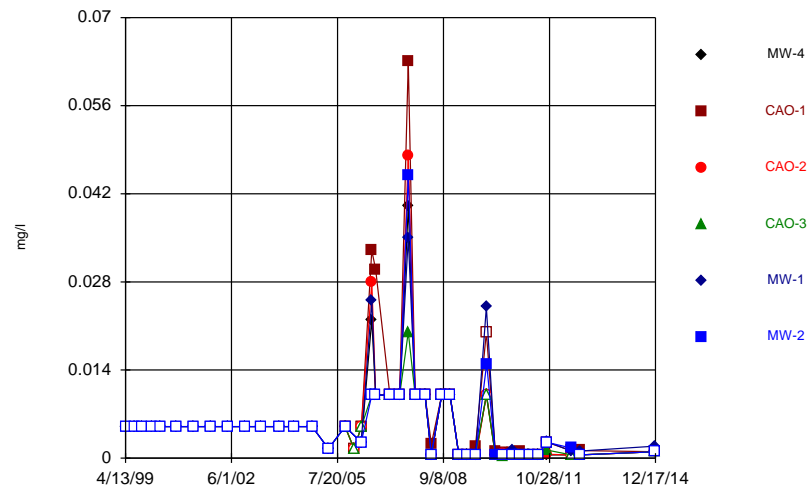
Constituent: Nickel Analysis Run 1/15/2015 1:01 PM
Facility: NABORS Client: SCS Engineers Data File: NABORS flat 1-13-2015

Time Series



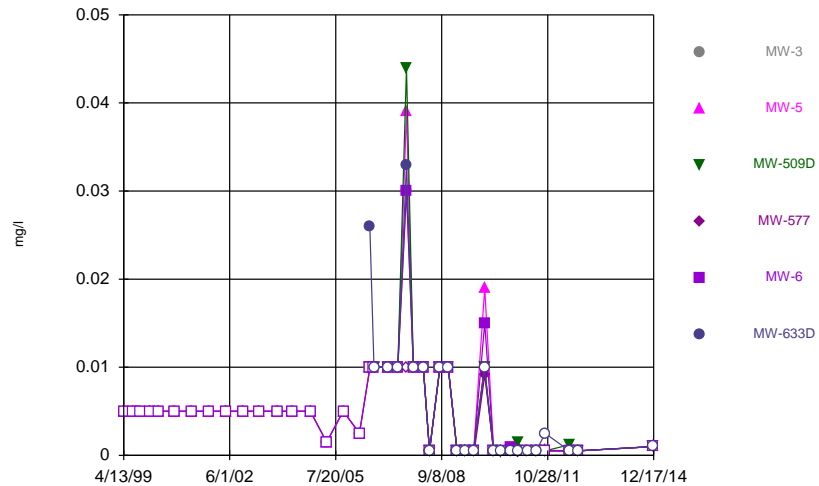
Constituent: Nickel Analysis Run 1/15/2015 1:02 PM
Facility: NABORS Client: SCS Engineers Data File: NABORS flat 1-13-2015

Time Series



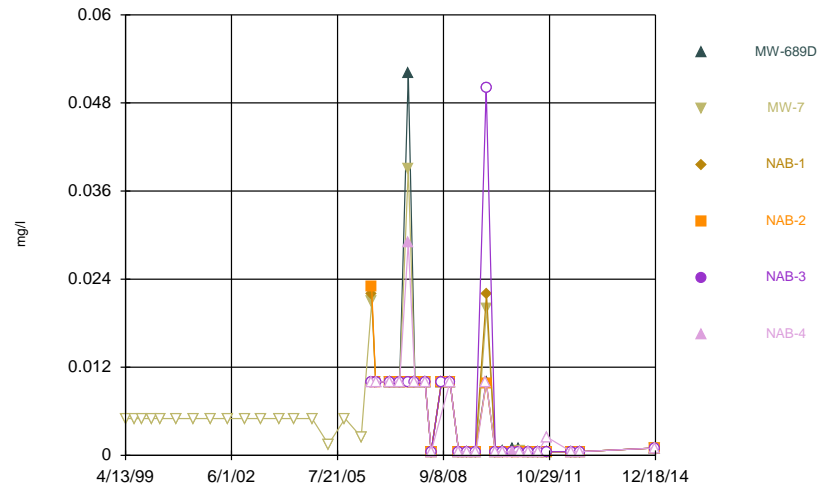
Constituent: Selenium Analysis Run 1/15/2015 1:02 PM
Facility: NABORS Client: SCS Engineers Data File: NABORS flat 1-13-2015

Time Series



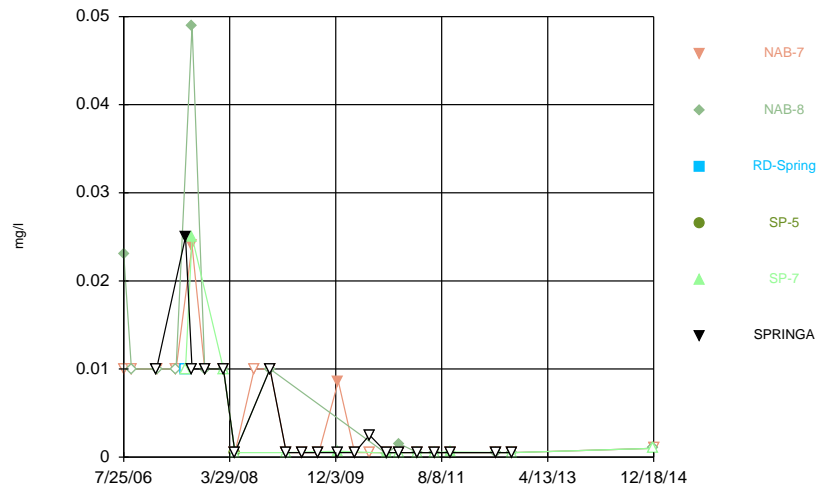
Constituent: Selenium Analysis Run 1/15/2015 1:02 PM
Facility: NABORS Client: SCS Engineers Data File: NABORS flat 1-13-2015

Time Series



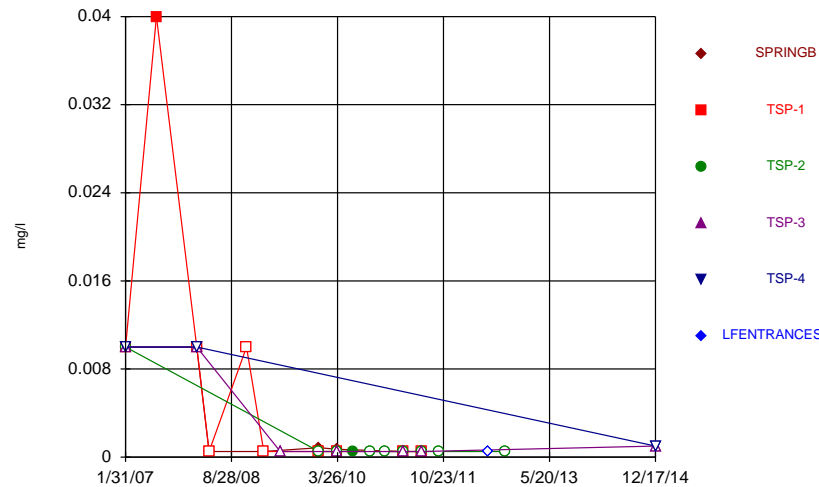
Constituent: Selenium Analysis Run 1/15/2015 1:02 PM
Facility: NABORS Client: SCS Engineers Data File: NABORS flat 1-13-2015

Time Series



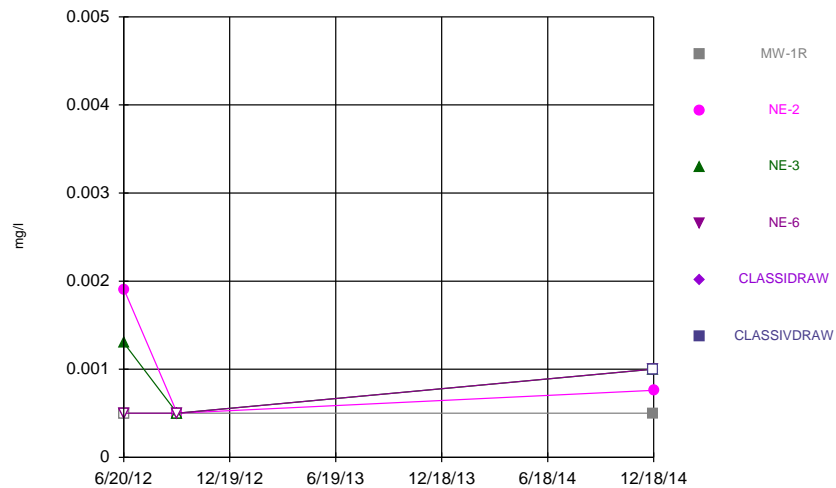
Constituent: Selenium Analysis Run 1/15/2015 1:02 PM
Facility: NABORS Client: SCS Engineers Data File: NABORS flat 1-13-2015

Time Series



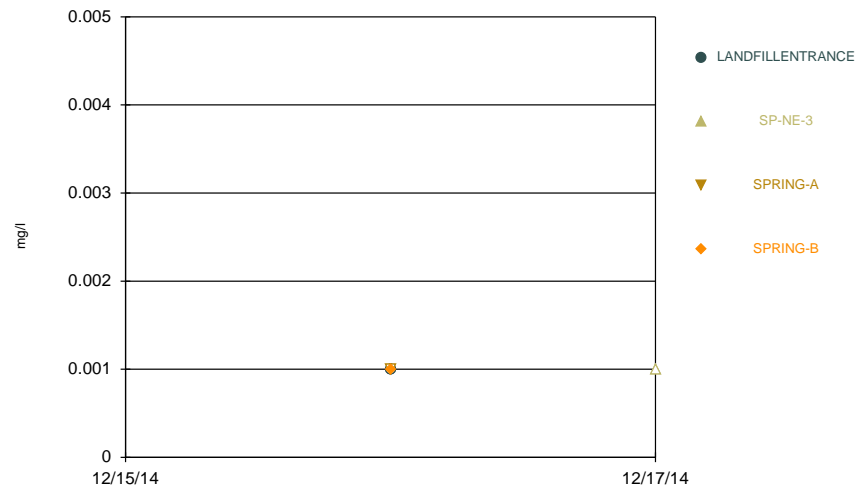
Constituent: Selenium Analysis Run 1/15/2015 1:02 PM
Facility: NABORS Client: SCS Engineers Data File: NABORS flat 1-13-2015

Time Series



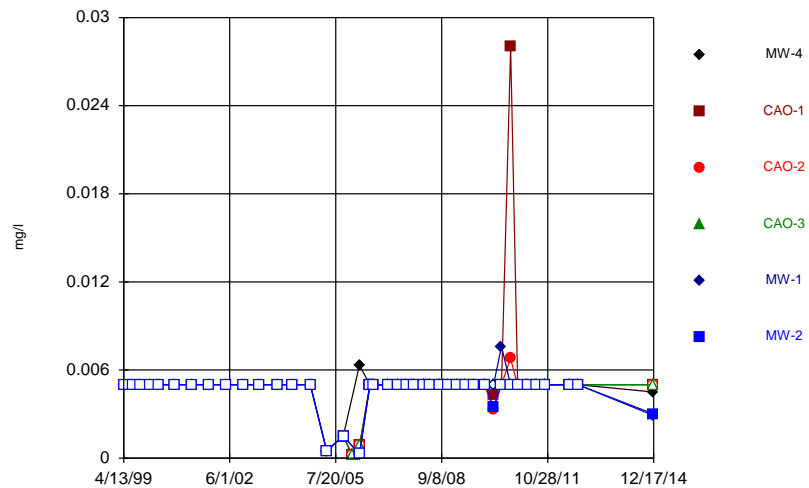
Constituent: Selenium Analysis Run 1/15/2015 1:02 PM
Facility: NABORS Client: SCS Engineers Data File: NABORS flat 1-13-2015

Time Series



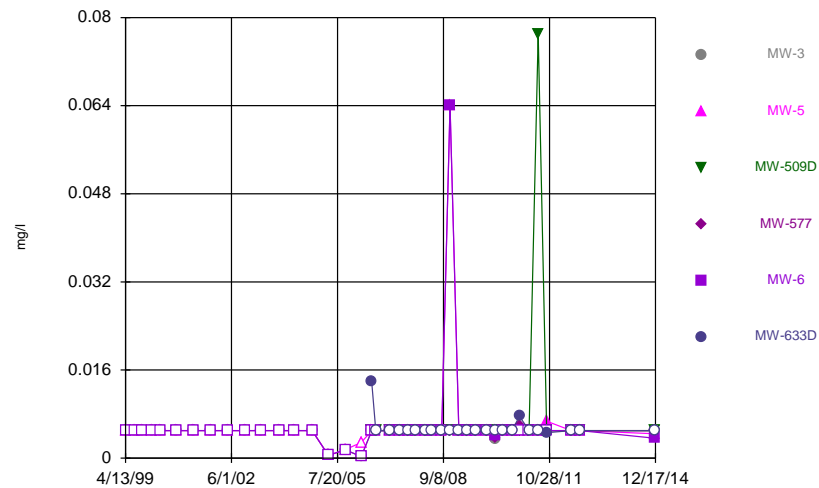
Constituent: Selenium Analysis Run 1/15/2015 1:02 PM
Facility: NABORS Client: SCS Engineers Data File: NABORS flat 1-13-2015

Time Series



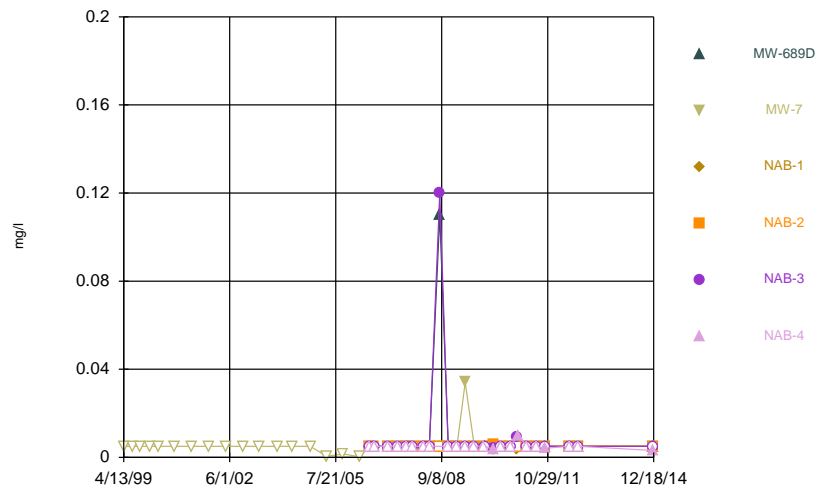
Constituent: Silver Analysis Run 1/15/2015 1:02 PM
Facility: NABORS Client: SCS Engineers Data File: NABORS flat 1-13-2015

Time Series



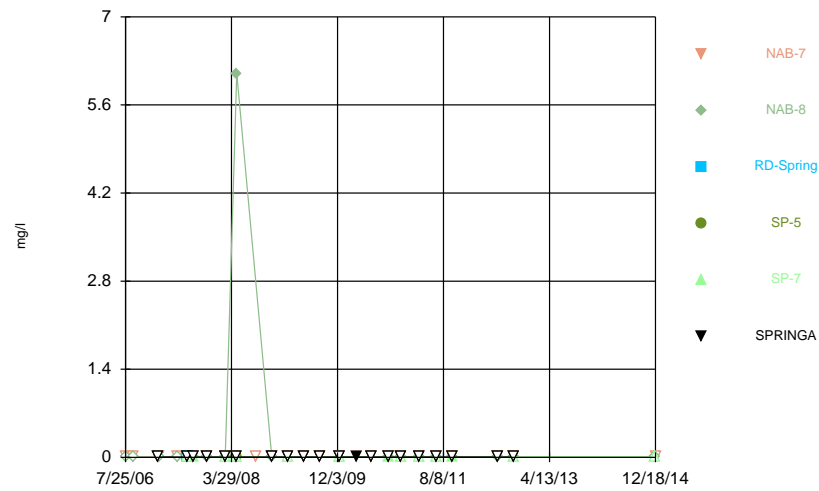
Constituent: Silver Analysis Run 1/15/2015 1:02 PM
Facility: NABORS Client: SCS Engineers Data File: NABORS flat 1-13-2015

Time Series



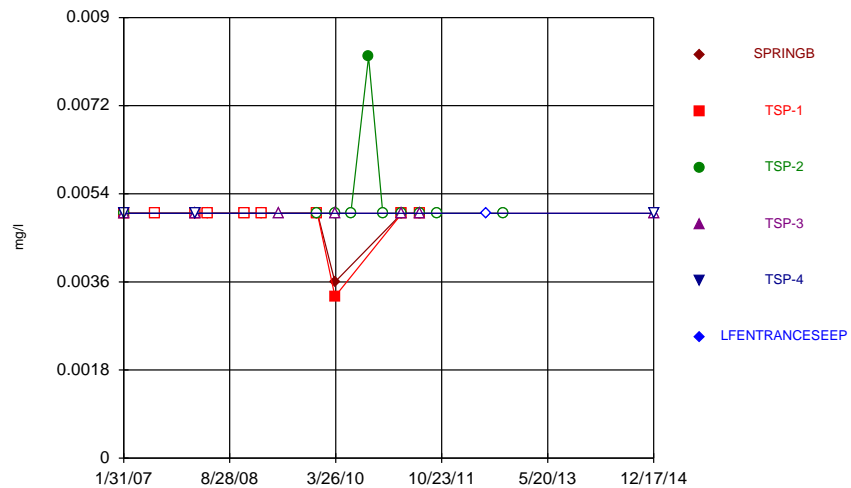
Constituent: Silver Analysis Run 1/15/2015 1:02 PM
Facility: NABORS Client: SCS Engineers Data File: NABORS flat 1-13-2015

Time Series



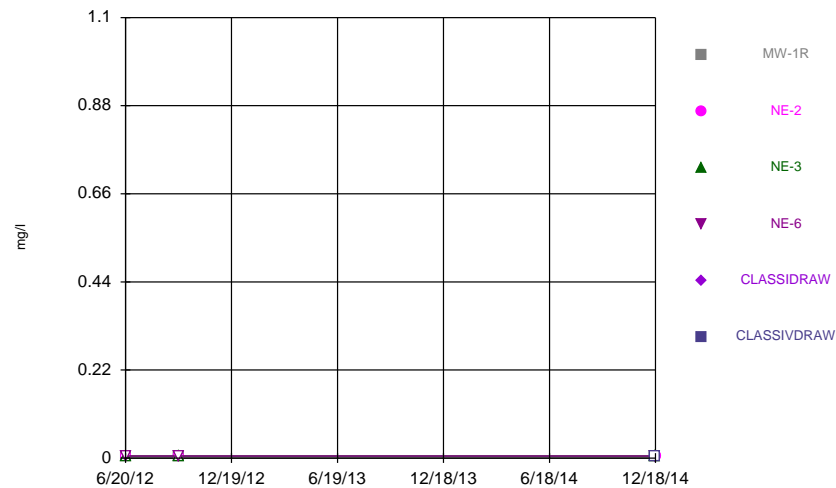
Constituent: Silver Analysis Run 1/15/2015 1:02 PM
Facility: NABORS Client: SCS Engineers Data File: NABORS flat 1-13-2015

Time Series




Constituent: Silver Analysis Run 1/15/2015 1:02 PM
Facility: NABORS Client: SCS Engineers Data File: NABORS flat 1-13-2015

Time Series



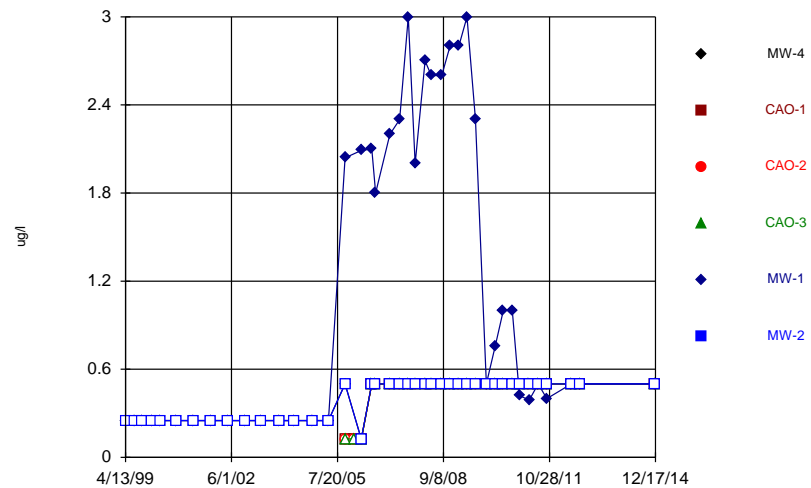
Constituent: Silver Analysis Run 1/15/2015 1:02 PM
Facility: NABORS Client: SCS Engineers Data File: NABORS flat 1-13-2015

Time Series



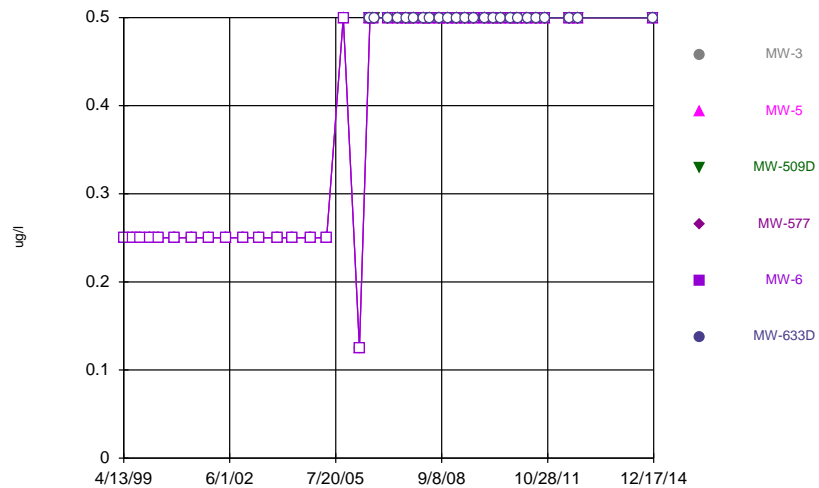
Constituent: Silver Analysis Run 1/15/2015 1:02 PM
Facility: NABORS Client: SCS Engineers Data File: NABORS flat 1-13-2015

Time Series



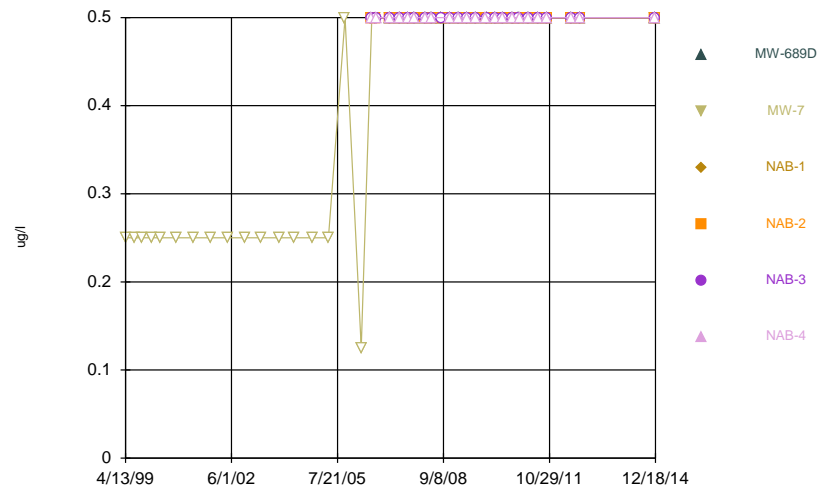
Constituent: Tetrachloroethene Analysis Run 1/15/2015 1:02 PM
Facility: NABORS Client: SCS Engineers Data File: NABORS flat 1-13-2015

Time Series



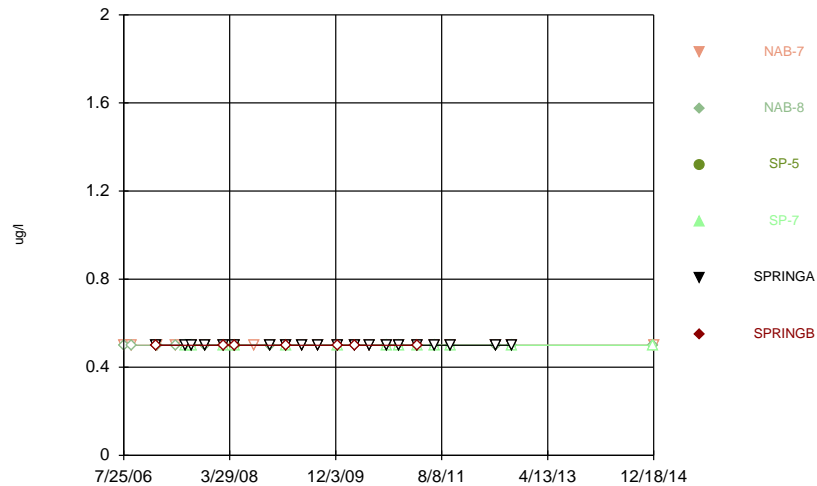
Constituent: Tetrachloroethene Analysis Run 1/15/2015 1:02 PM
Facility: NABORS Client: SCS Engineers Data File: NABORS flat 1-13-2015

Time Series



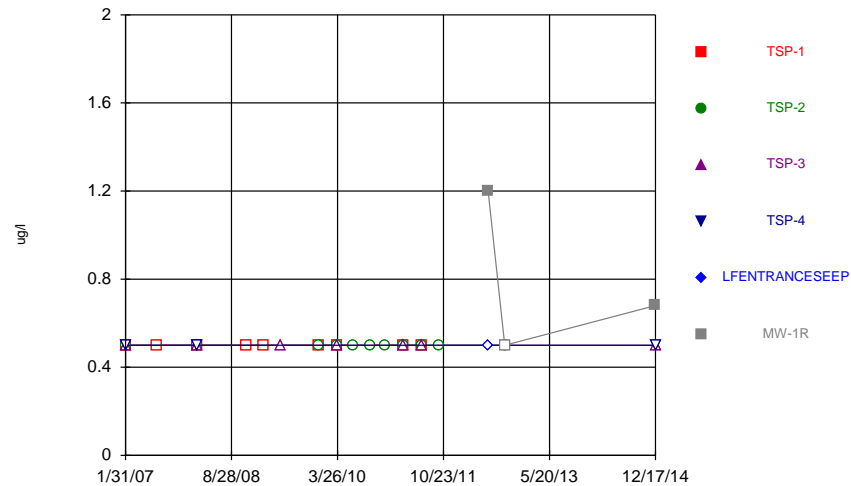
Constituent: Tetrachloroethene Analysis Run 1/15/2015 1:02 PM
Facility: NABORS Client: SCS Engineers Data File: NABORS flat 1-13-2015

Time Series



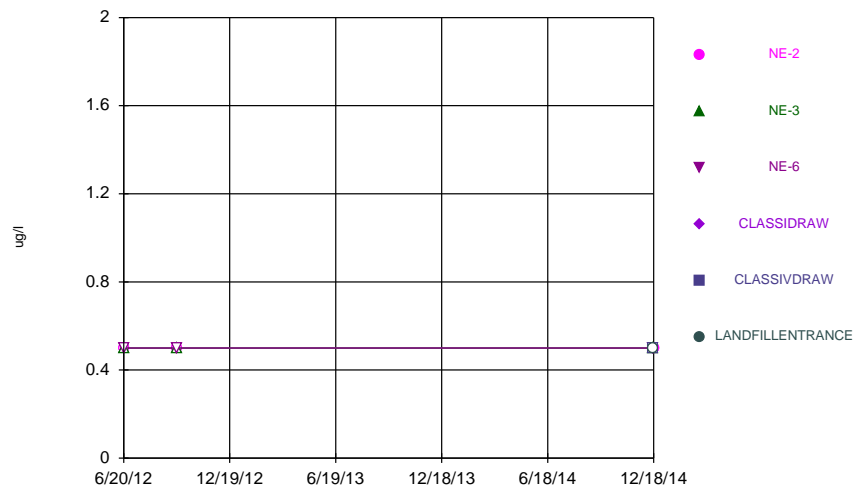
Constituent: Tetrachloroethene Analysis Run 1/15/2015 1:02 PM
Facility: NABORS Client: SCS Engineers Data File: NABORS flat 1-13-2015

Time Series



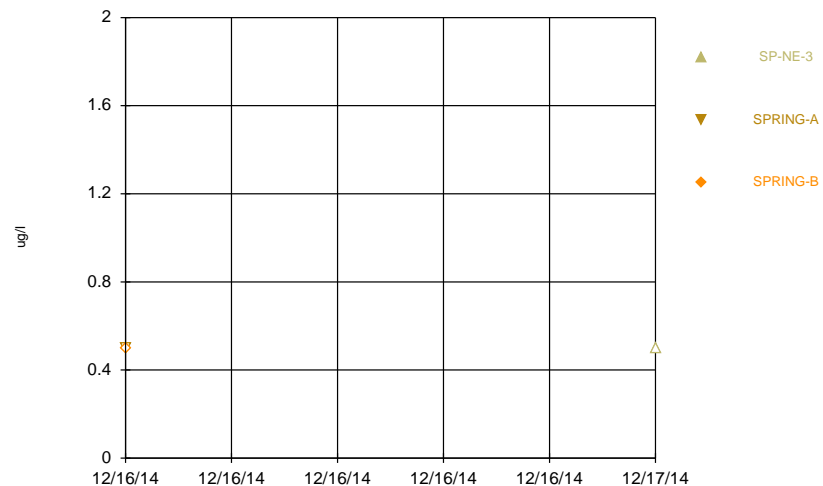
Constituent: Tetrachloroethene Analysis Run 1/15/2015 1:02 PM
Facility: NABORS Client: SCS Engineers Data File: NABORS flat 1-13-2015

Time Series



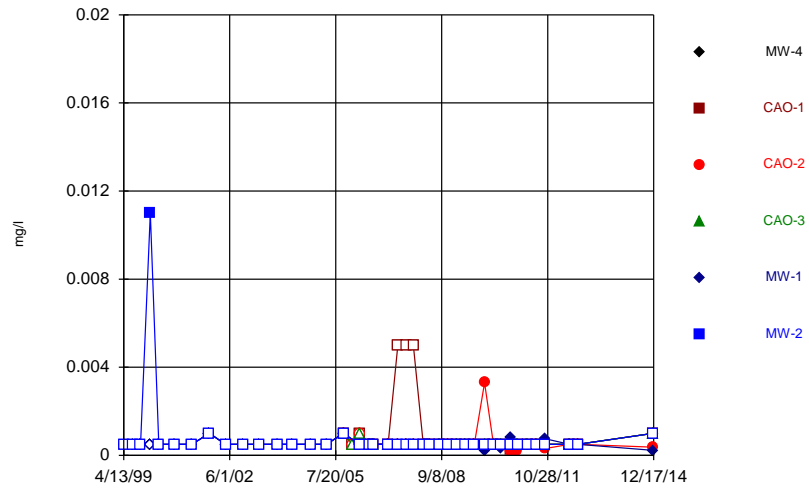
Constituent: Tetrachloroethene Analysis Run 1/15/2015 1:02 PM
Facility: NABORS Client: SCS Engineers Data File: NABORS flat 1-13-2015

Time Series



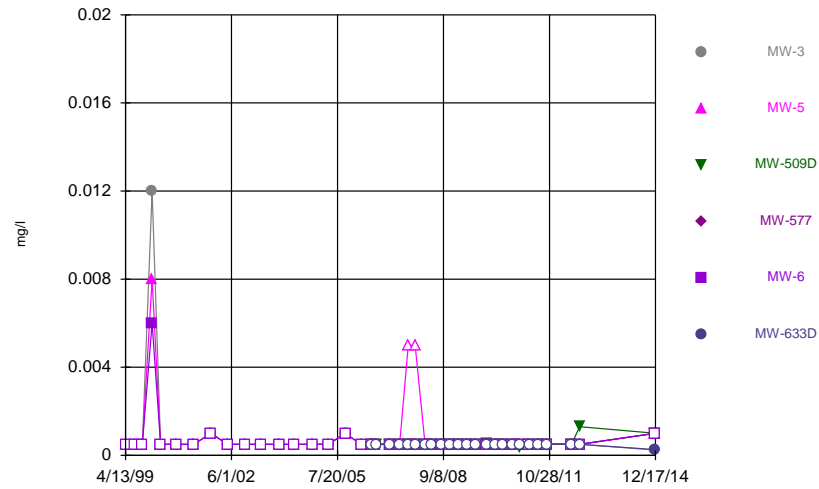
Constituent: Tetrachloroethene Analysis Run 1/15/2015 1:02 PM
Facility: NABORS Client: SCS Engineers Data File: NABORS flat 1-13-2015

Time Series



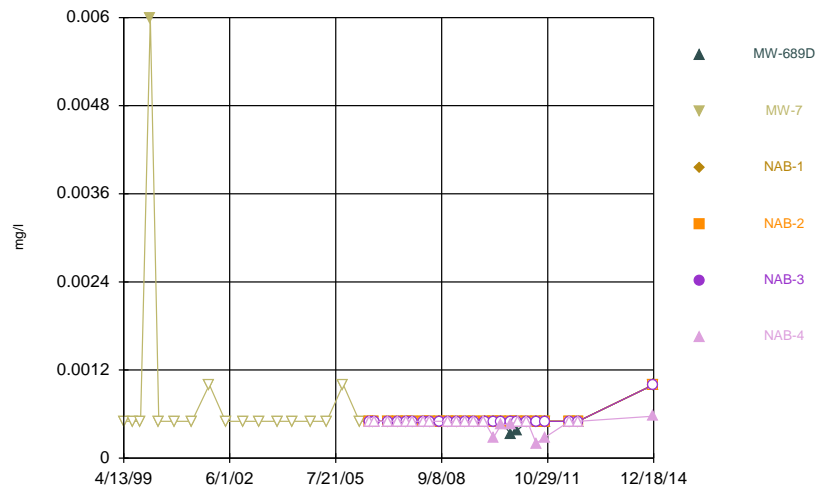
Constituent: Thallium Analysis Run 1/15/2015 1:02 PM
Facility: NABORS Client: SCS Engineers Data File: NABORS flat 1-13-2015

Time Series



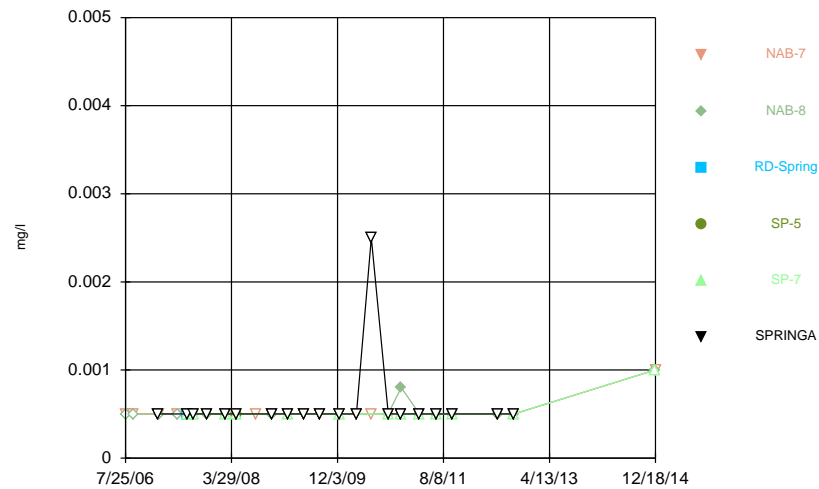
Constituent: Thallium Analysis Run 1/15/2015 1:02 PM
Facility: NABORS Client: SCS Engineers Data File: NABORS flat 1-13-2015

Time Series



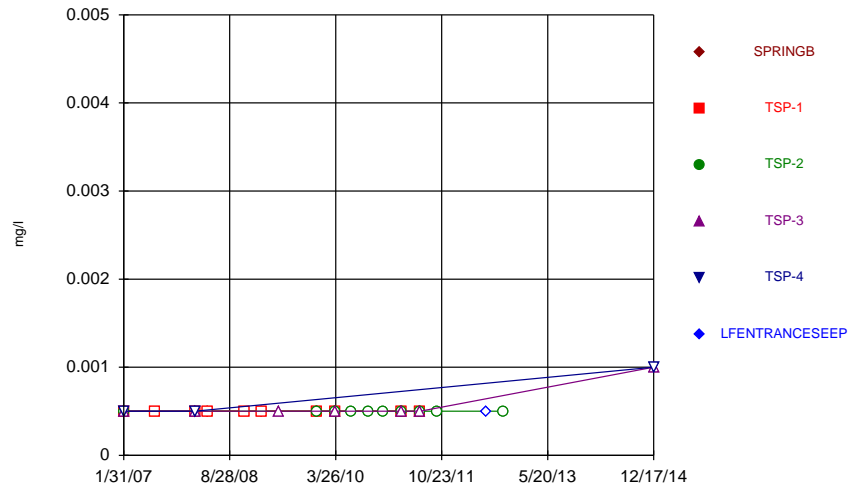
Constituent: Thallium Analysis Run 1/15/2015 1:02 PM
Facility: NABORS Client: SCS Engineers Data File: NABORS flat 1-13-2015

Time Series



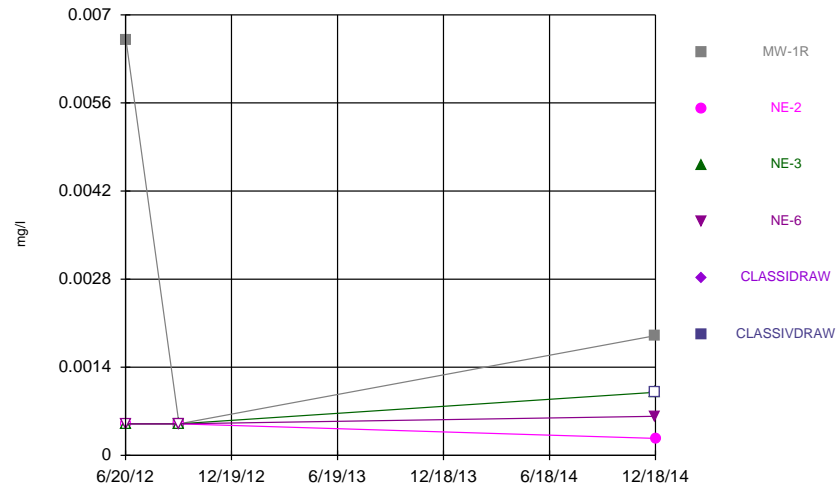
Constituent: Thallium Analysis Run 1/15/2015 1:02 PM
Facility: NABORS Client: SCS Engineers Data File: NABORS flat 1-13-2015

Time Series



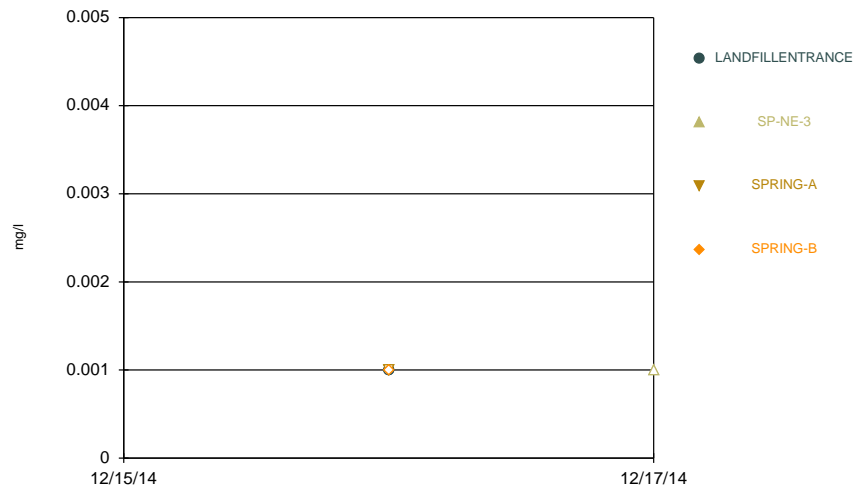
Constituent: Thallium Analysis Run 1/15/2015 1:02 PM
Facility: NABORS Client: SCS Engineers Data File: NABORS flat 1-13-2015

Time Series



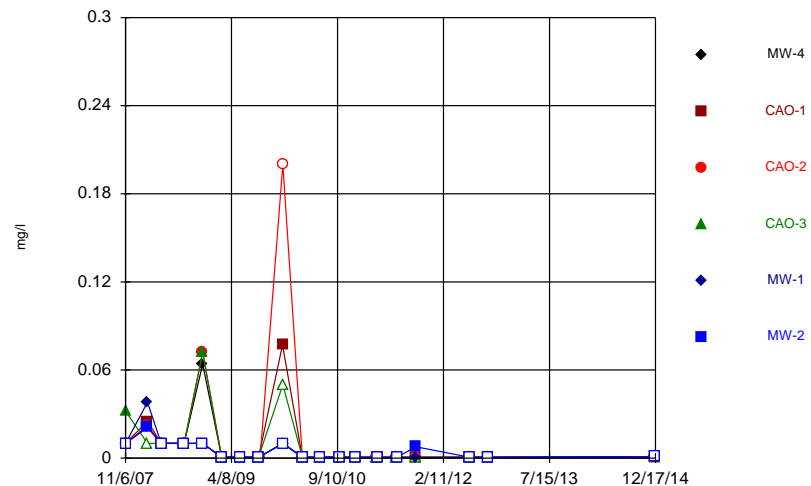
Constituent: Thallium Analysis Run 1/15/2015 1:02 PM
Facility: NABORS Client: SCS Engineers Data File: NABORS flat 1-13-2015

Time Series



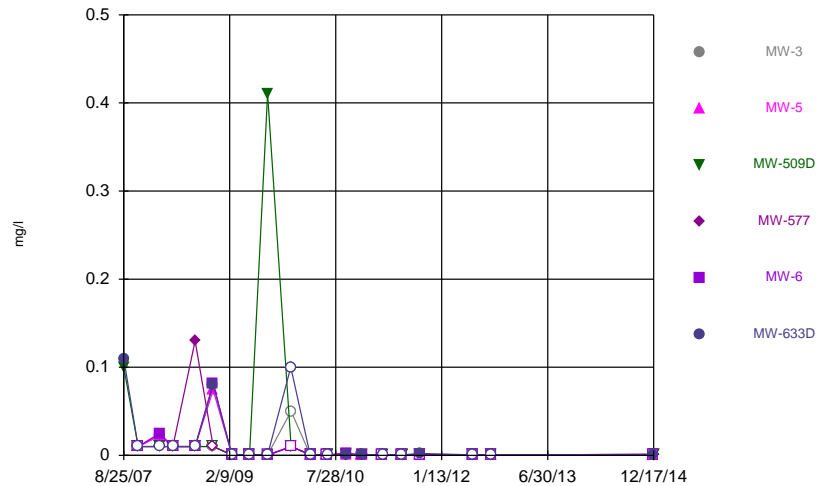
Constituent: Thallium Analysis Run 1/15/2015 1:02 PM
Facility: NABORS Client: SCS Engineers Data File: NABORS flat 1-13-2015

Time Series



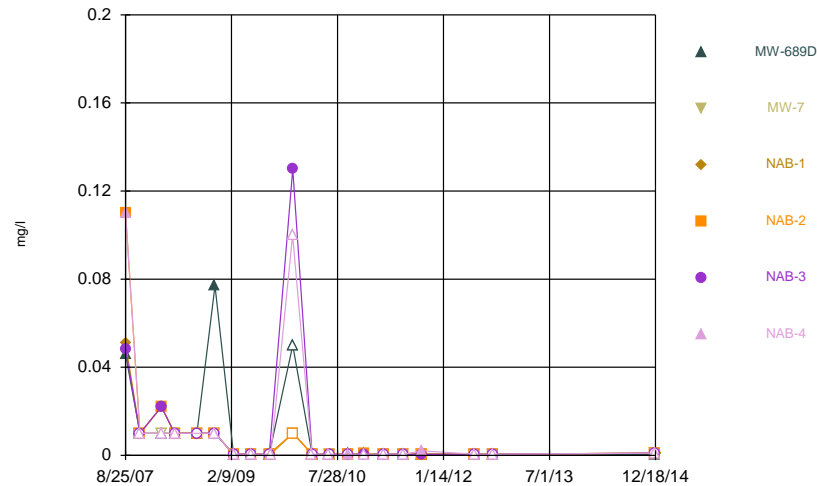
Constituent: Tin Analysis Run 1/15/2015 1:02 PM
Facility: NABORS Client: SCS Engineers Data File: NABORS flat 1-13-2015

Time Series



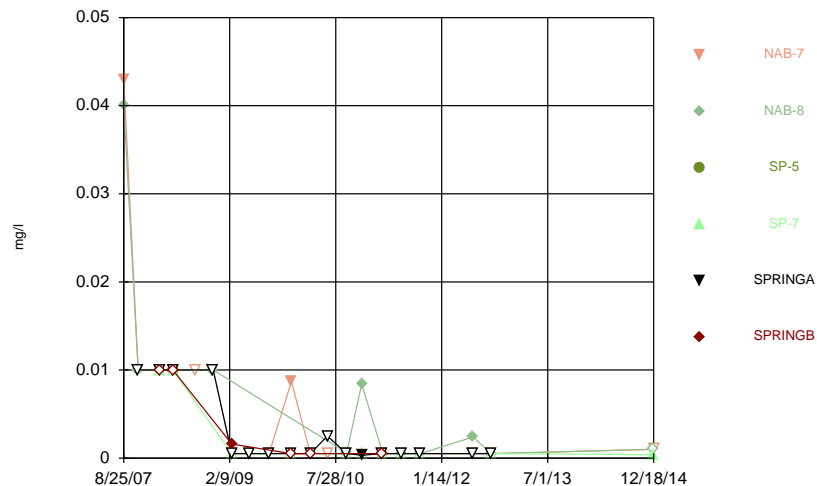
Constituent: Tin Analysis Run 1/15/2015 1:02 PM
Facility: NABORS Client: SCS Engineers Data File: NABORS flat 1-13-2015

Time Series



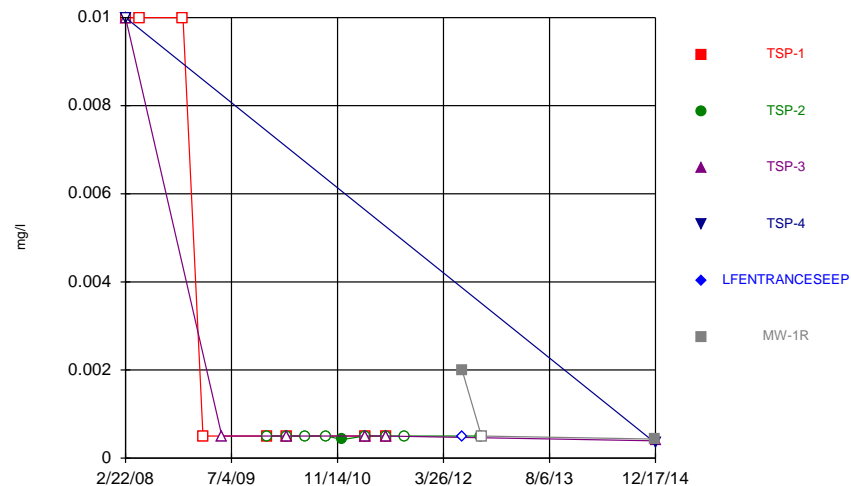
Constituent: Tin Analysis Run 1/15/2015 1:02 PM
Facility: NABORS Client: SCS Engineers Data File: NABORS flat 1-13-2015

Time Series



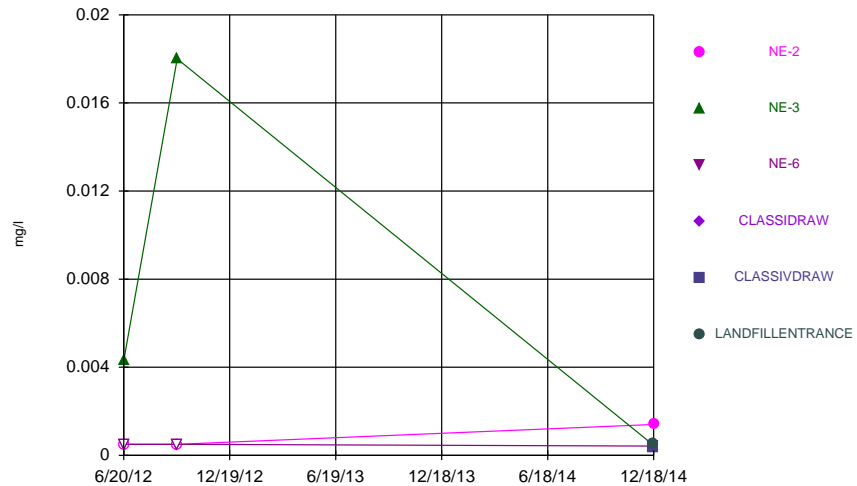
Constituent: Tin Analysis Run 1/15/2015 1:02 PM
Facility: NABORS Client: SCS Engineers Data File: NABORS flat 1-13-2015

Time Series



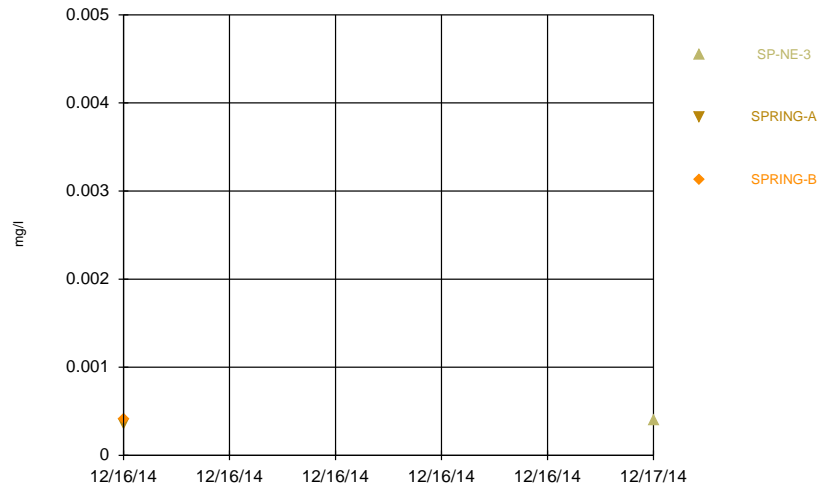
Constituent: Tin Analysis Run 1/15/2015 1:02 PM
Facility: NABORS Client: SCS Engineers Data File: NABORS flat 1-13-2015

Time Series



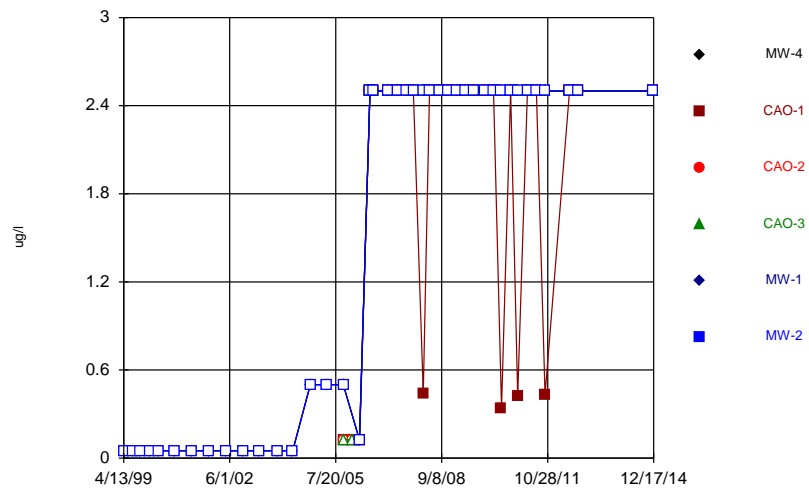
Constituent: Tin Analysis Run 1/15/2015 1:02 PM
Facility: NABORS Client: SCS Engineers Data File: NABORS flat 1-13-2015

Time Series



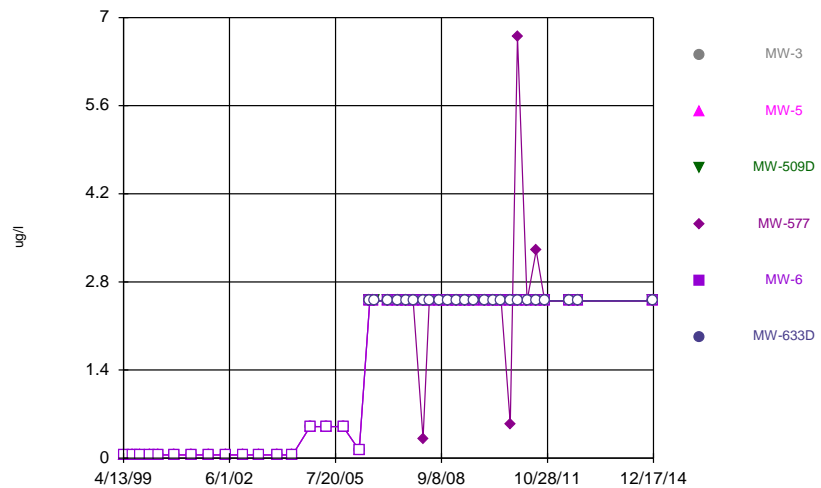
Constituent: Tin Analysis Run 1/15/2015 1:02 PM
Facility: NABORS Client: SCS Engineers Data File: NABORS flat 1-13-2015

Time Series



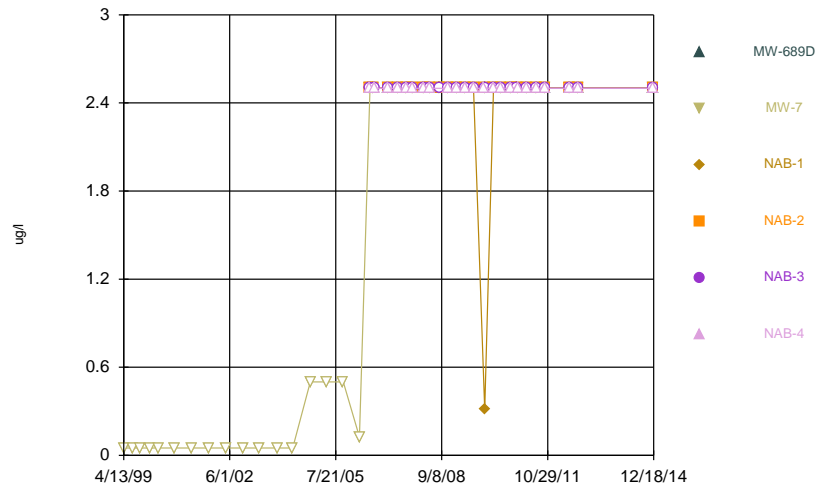
Constituent: Toluene Analysis Run 1/15/2015 1:03 PM
Facility: NABORS Client: SCS Engineers Data File: NABORS flat 1-13-2015

Time Series



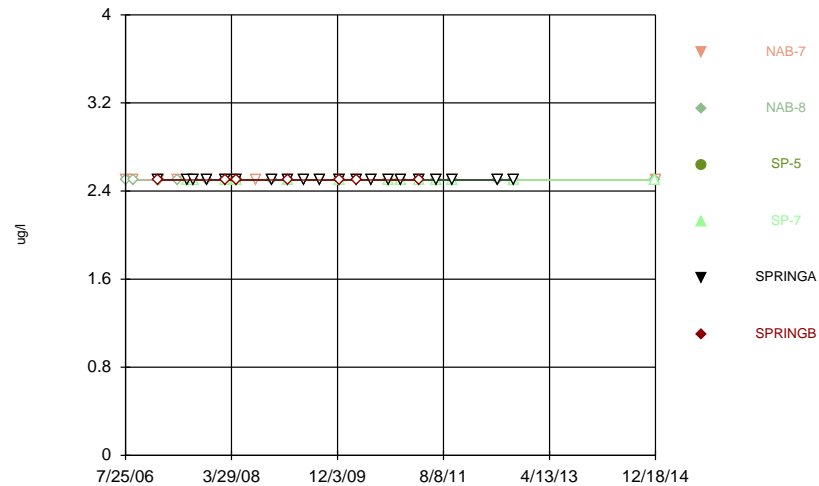
Constituent: Toluene Analysis Run 1/15/2015 1:03 PM
Facility: NABORS Client: SCS Engineers Data File: NABORS flat 1-13-2015

Time Series



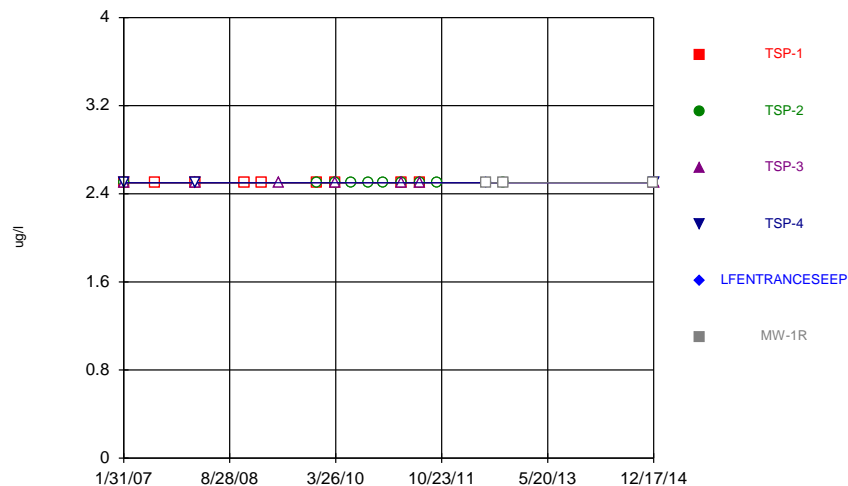
Constituent: Toluene Analysis Run 1/15/2015 1:03 PM
Facility: NABORS Client: SCS Engineers Data File: NABORS flat 1-13-2015

Time Series



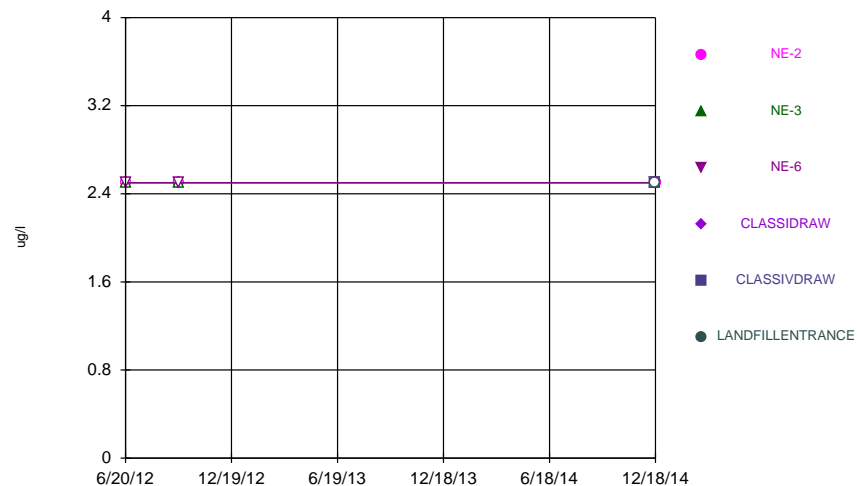
Constituent: Toluene Analysis Run 1/15/2015 1:03 PM
Facility: NABORS Client: SCS Engineers Data File: NABORS flat 1-13-2015

Time Series



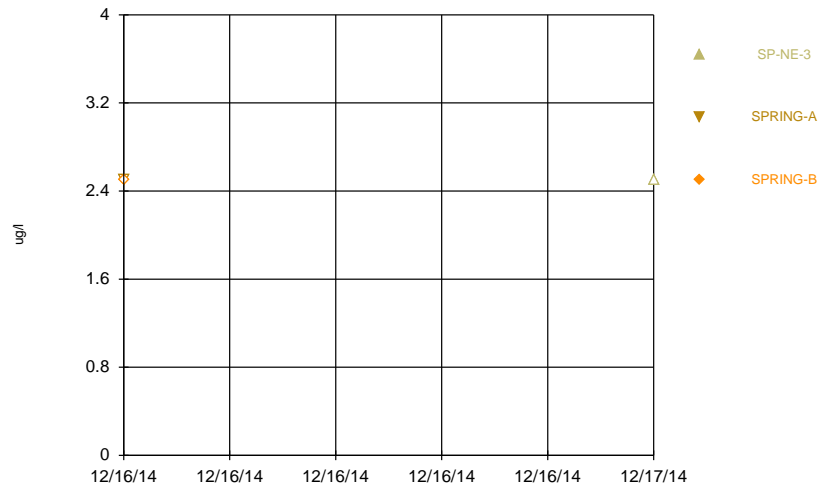
Constituent: Toluene Analysis Run 1/15/2015 1:03 PM
Facility: NABORS Client: SCS Engineers Data File: NABORS flat 1-13-2015

Time Series



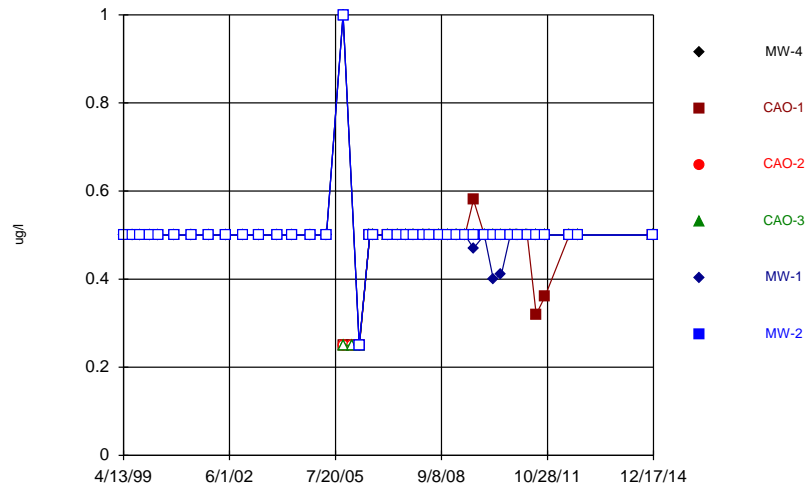
Constituent: Toluene Analysis Run 1/15/2015 1:03 PM
Facility: NABORS Client: SCS Engineers Data File: NABORS flat 1-13-2015

Time Series



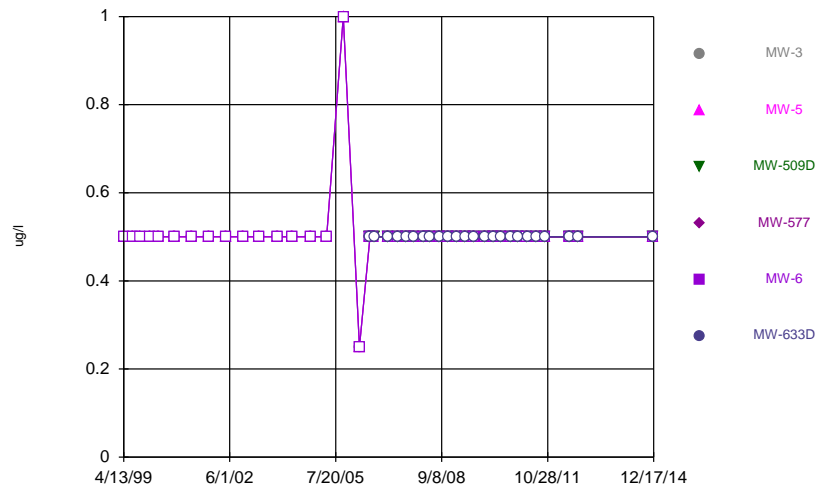
Constituent: Toluene Analysis Run 1/15/2015 1:03 PM
Facility: NABORS Client: SCS Engineers Data File: NABORS flat 1-13-2015

Time Series



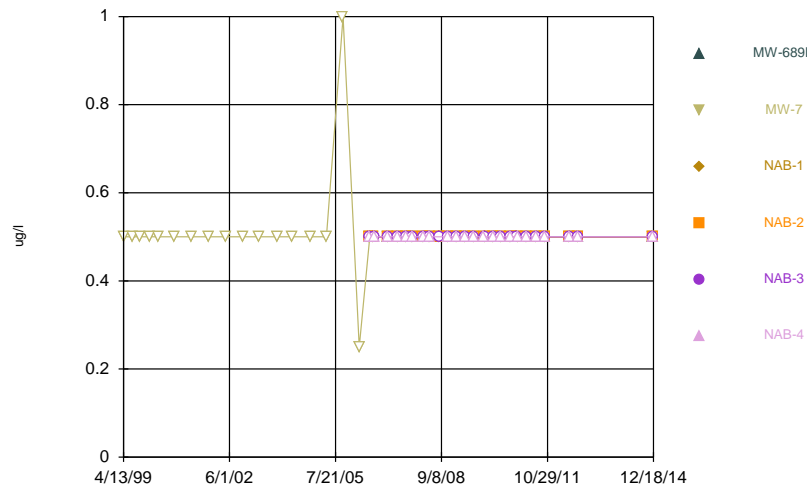
Constituent: trans-1,2-Dichloroethene Analysis Run 1/15/2015 1:03 PM
Facility: NABORS Client: SCS Engineers Data File: NABORS flat 1-13-2015

Time Series



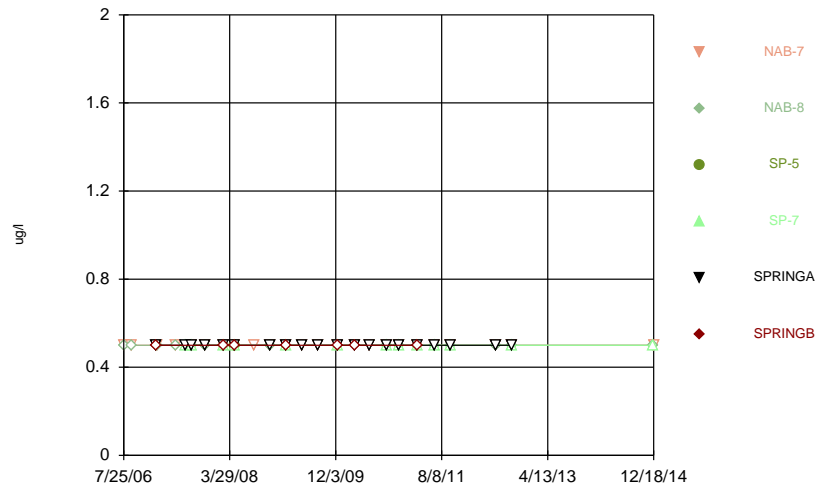
Constituent: trans-1,2-Dichloroethene Analysis Run 1/15/2015 1:03 PM
Facility: NABORS Client: SCS Engineers Data File: NABORS flat 1-13-2015

Time Series



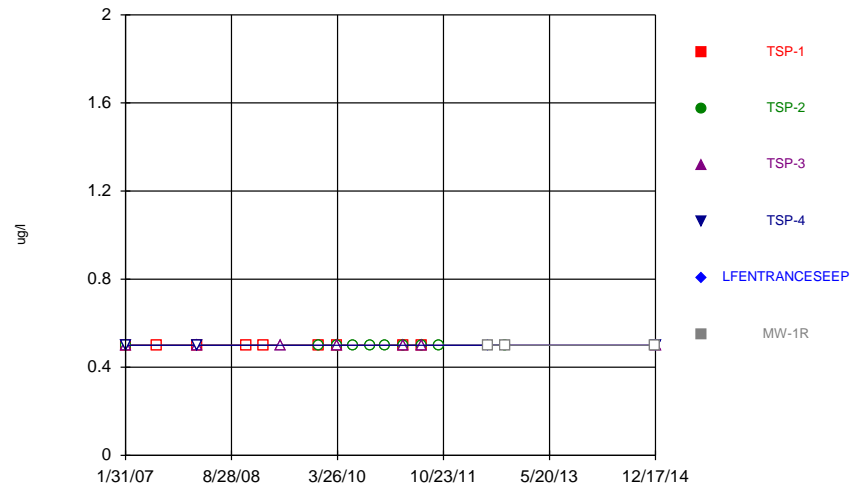
Constituent: trans-1,2-Dichloroethene Analysis Run 1/15/2015 1:03 PM
Facility: NABORS Client: SCS Engineers Data File: NABORS flat 1-13-2015

Time Series



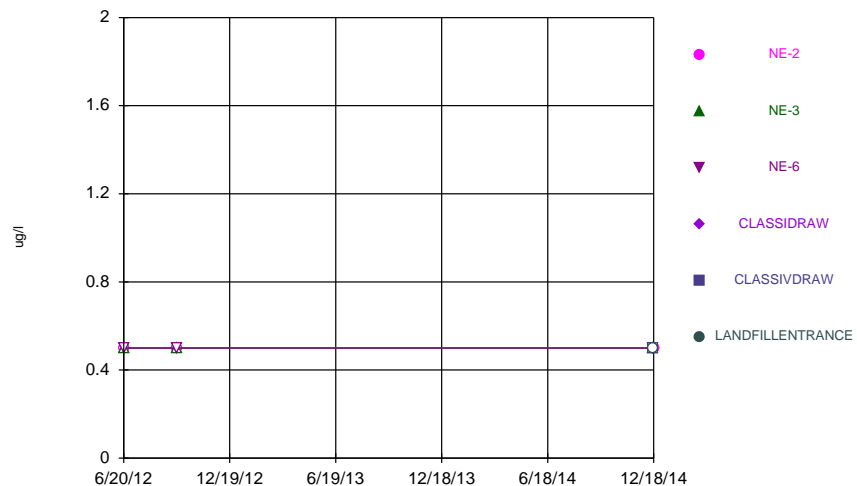
Constituent: trans-1,2-Dichloroethene Analysis Run 1/15/2015 1:03 PM
Facility: NABORS Client: SCS Engineers Data File: NABORS flat 1-13-2015

Time Series



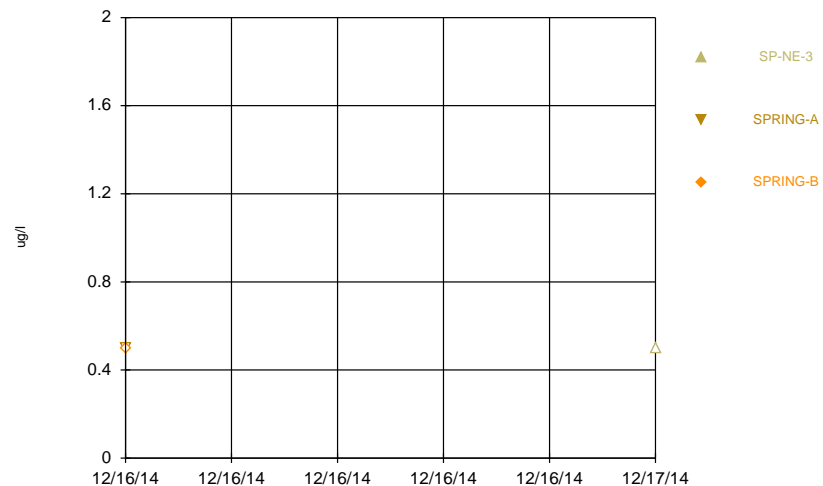
Constituent: trans-1,2-Dichloroethene Analysis Run 1/15/2015 1:03 PM
Facility: NABORS Client: SCS Engineers Data File: NABORS flat 1-13-2015

Time Series



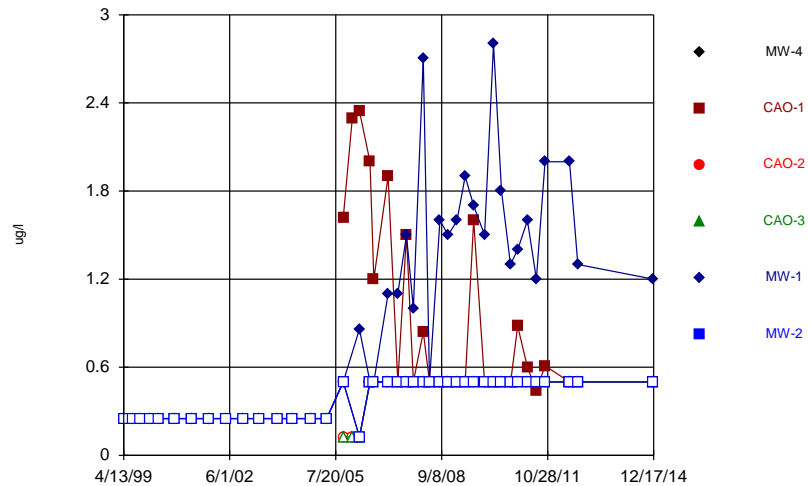
Constituent: trans-1,2-Dichloroethene Analysis Run 1/15/2015 1:03 PM
Facility: NABORS Client: SCS Engineers Data File: NABORS flat 1-13-2015

Time Series



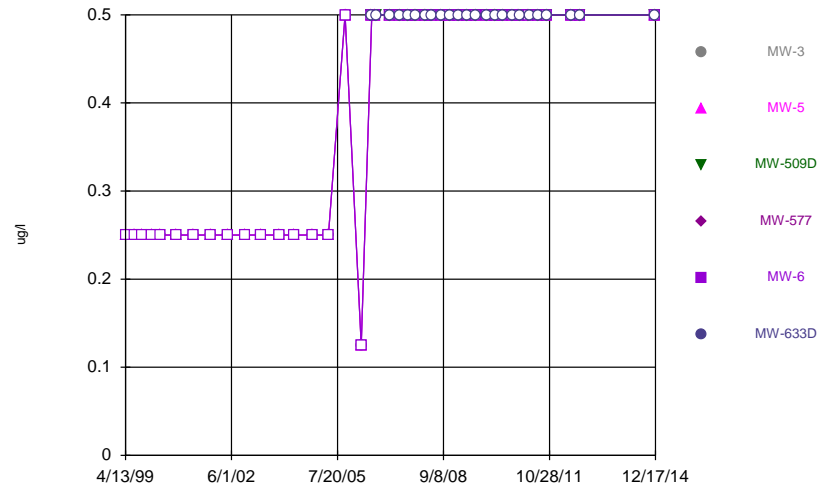
Constituent: trans-1,2-Dichloroethene Analysis Run 1/15/2015 1:03 PM
Facility: NABORS Client: SCS Engineers Data File: NABORS flat 1-13-2015

Time Series



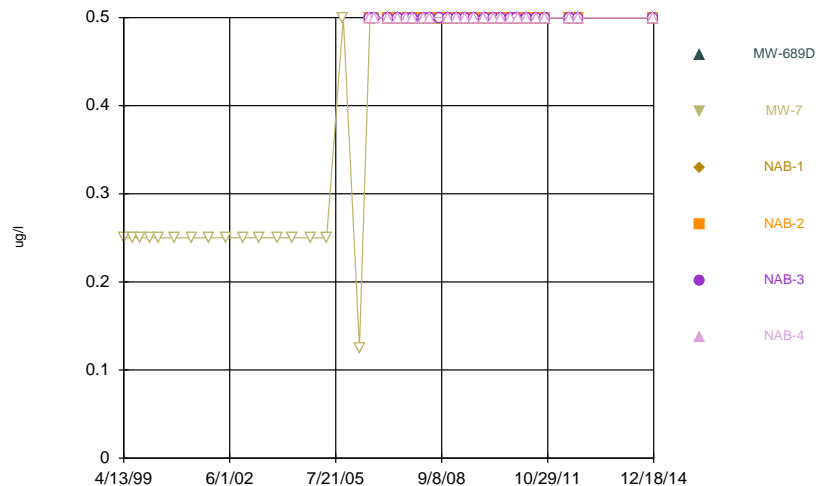
Constituent: Trichloroethene Analysis Run 1/15/2015 1:03 PM
Facility: NABORS Client: SCS Engineers Data File: NABORS flat 1-13-2015

Time Series



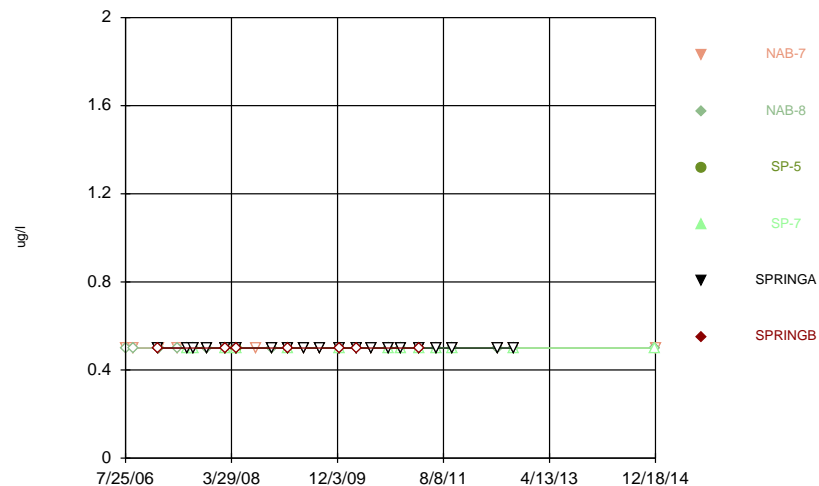
Constituent: Trichloroethene Analysis Run 1/15/2015 1:03 PM
Facility: NABORS Client: SCS Engineers Data File: NABORS flat 1-13-2015

Time Series



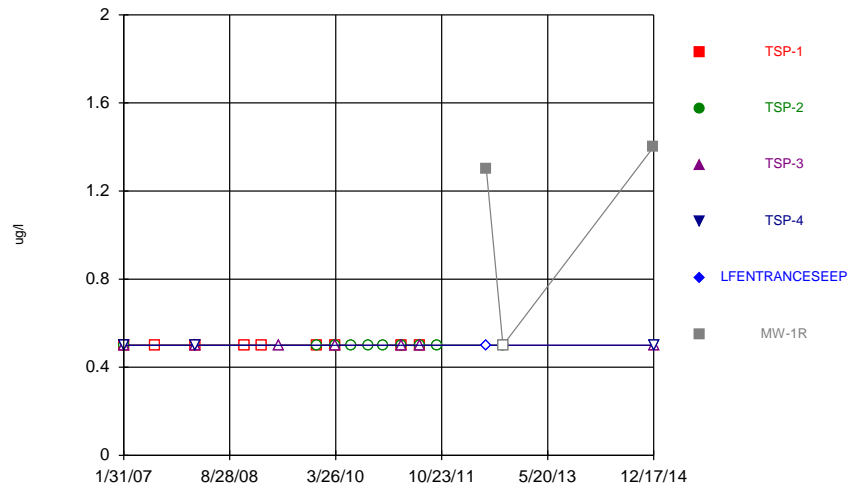
Constituent: Trichloroethene Analysis Run 1/15/2015 1:03 PM
Facility: NABORS Client: SCS Engineers Data File: NABORS flat 1-13-2015

Time Series



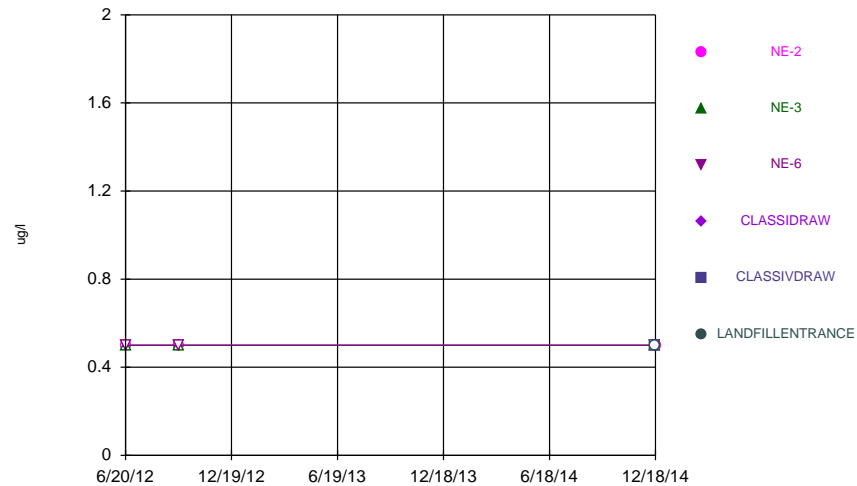
Constituent: Trichloroethene Analysis Run 1/15/2015 1:03 PM
Facility: NABORS Client: SCS Engineers Data File: NABORS flat 1-13-2015

Time Series



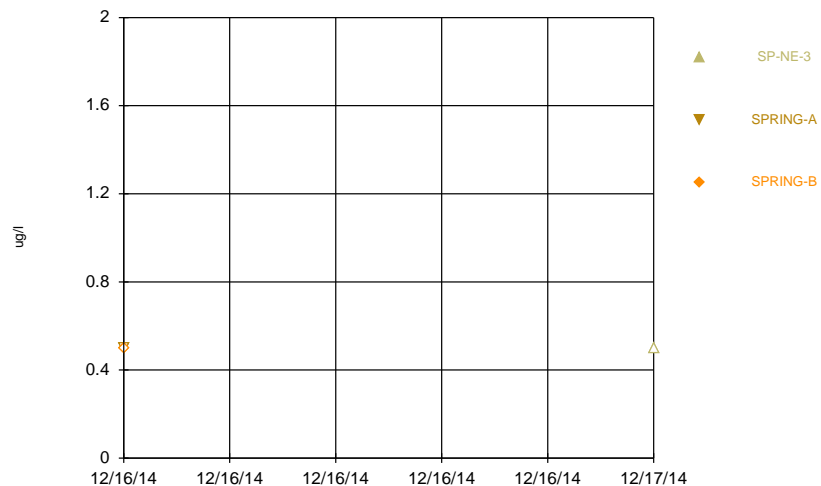
Constituent: Trichloroethene Analysis Run 1/15/2015 1:03 PM
Facility: NABORS Client: SCS Engineers Data File: NABORS flat 1-13-2015

Time Series



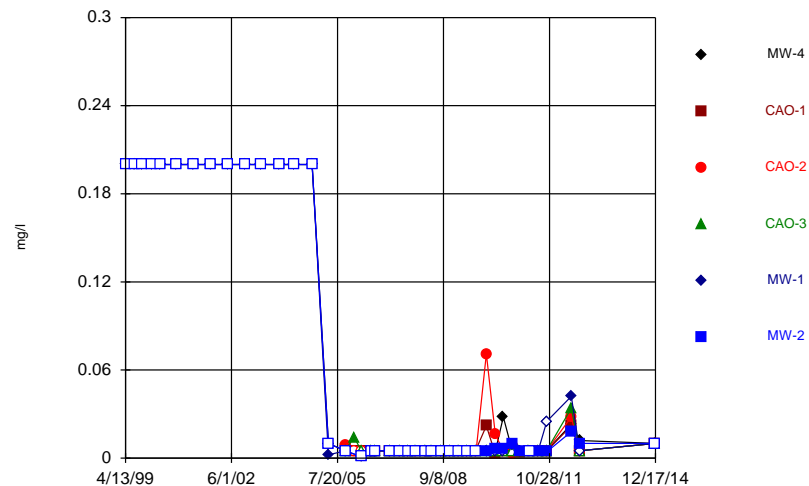
Constituent: Trichloroethene Analysis Run 1/15/2015 1:03 PM
Facility: NABORS Client: SCS Engineers Data File: NABORS flat 1-13-2015

Time Series



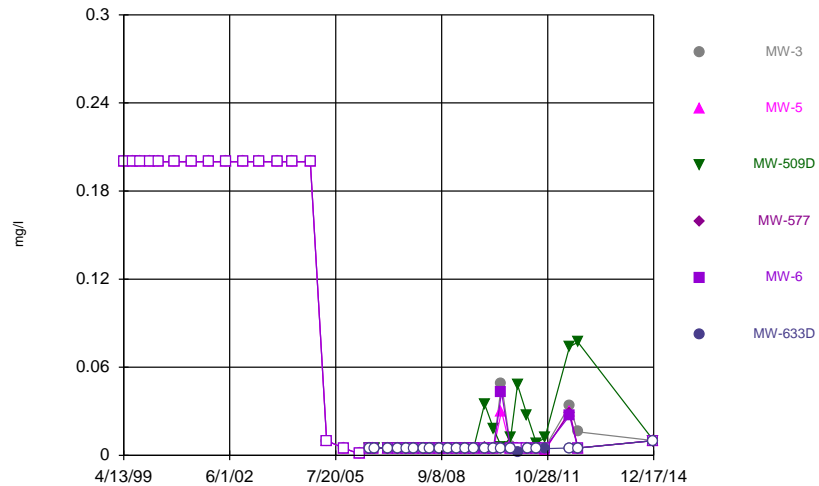
Constituent: Trichloroethene Analysis Run 1/15/2015 1:03 PM
Facility: NABORS Client: SCS Engineers Data File: NABORS flat 1-13-2015

Time Series



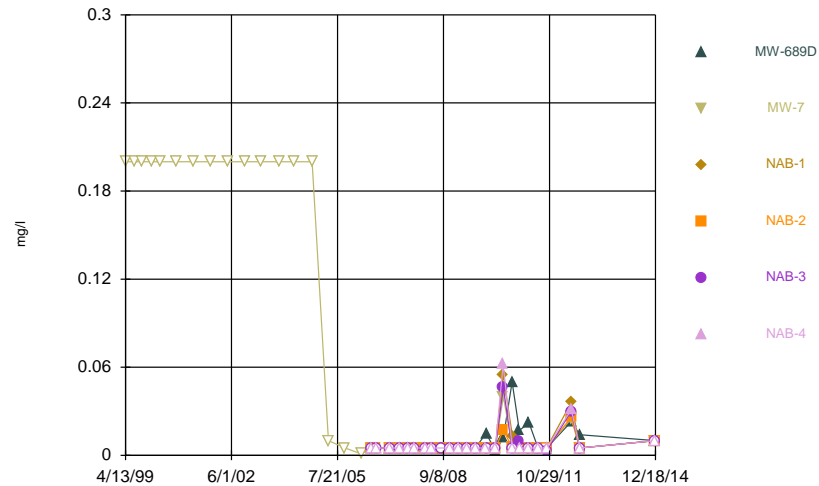
Constituent: Vanadium Analysis Run 1/15/2015 1:03 PM
Facility: NABORS Client: SCS Engineers Data File: NABORS flat 1-13-2015

Time Series



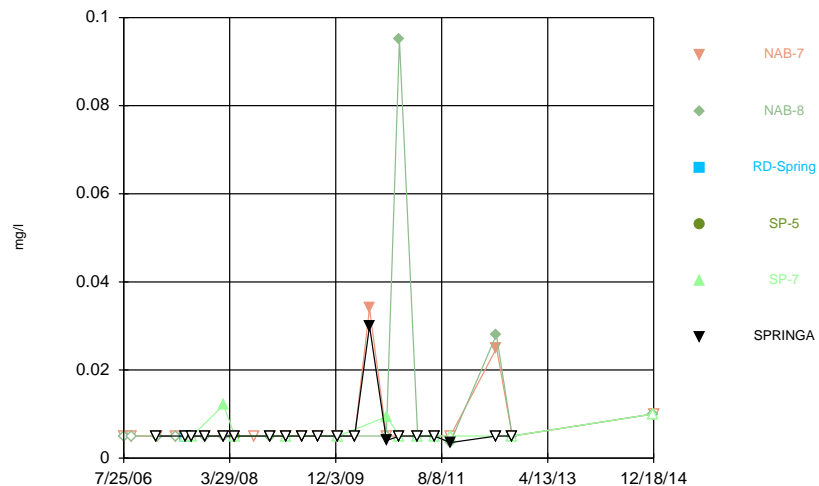
Constituent: Vanadium Analysis Run 1/15/2015 1:03 PM
Facility: NABORS Client: SCS Engineers Data File: NABORS flat 1-13-2015

Time Series



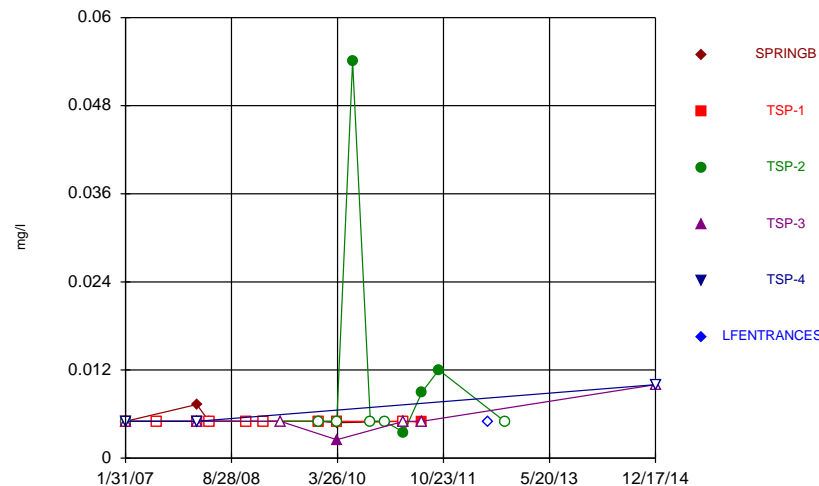
Constituent: Vanadium Analysis Run 1/15/2015 1:03 PM
Facility: NABORS Client: SCS Engineers Data File: NABORS flat 1-13-2015

Time Series



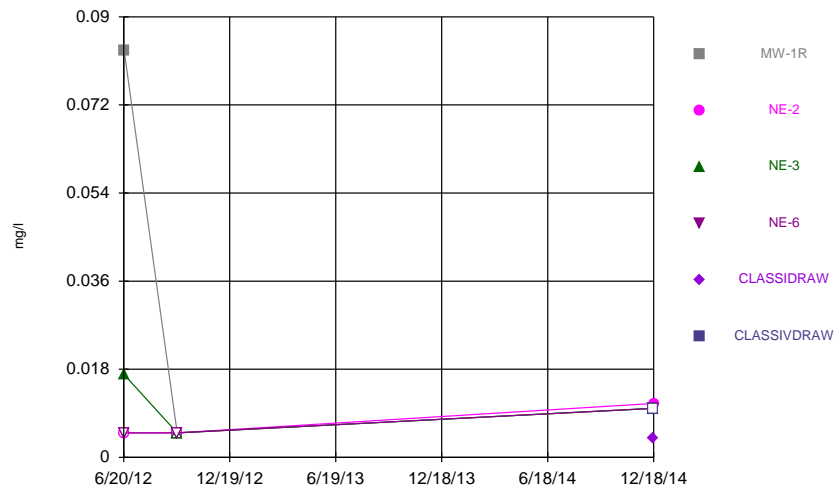
Constituent: Vanadium Analysis Run 1/15/2015 1:03 PM
Facility: NABORS Client: SCS Engineers Data File: NABORS flat 1-13-2015

Time Series



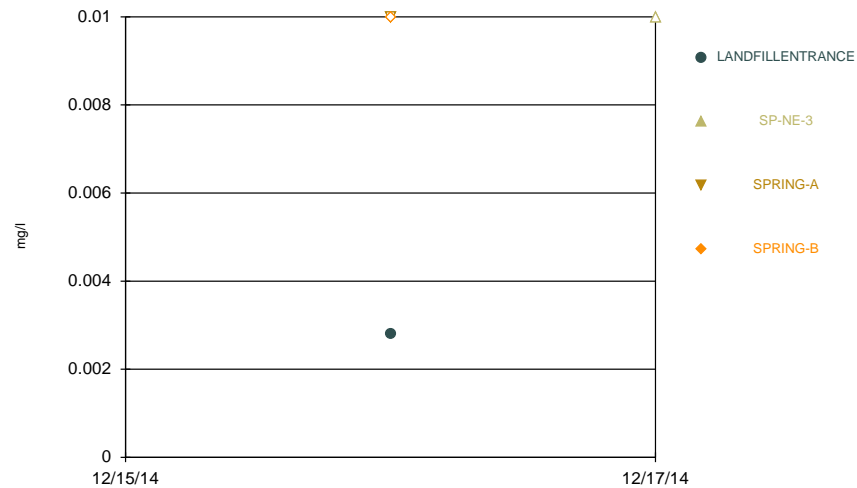
Constituent: Vanadium Analysis Run 1/15/2015 1:03 PM
Facility: NABORS Client: SCS Engineers Data File: NABORS flat 1-13-2015

Time Series



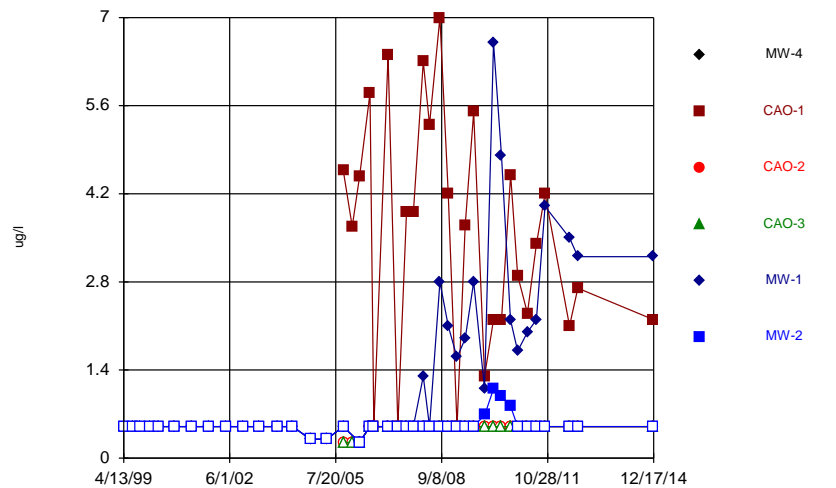
Constituent: Vanadium Analysis Run 1/15/2015 1:03 PM
Facility: NABORS Client: SCS Engineers Data File: NABORS flat 1-13-2015

Time Series



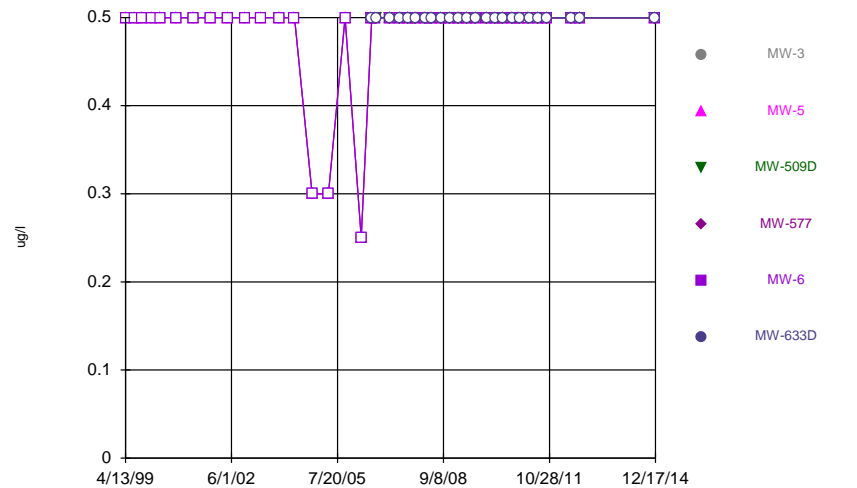
Constituent: Vanadium Analysis Run 1/15/2015 1:03 PM
Facility: NABORS Client: SCS Engineers Data File: NABORS flat 1-13-2015

Time Series



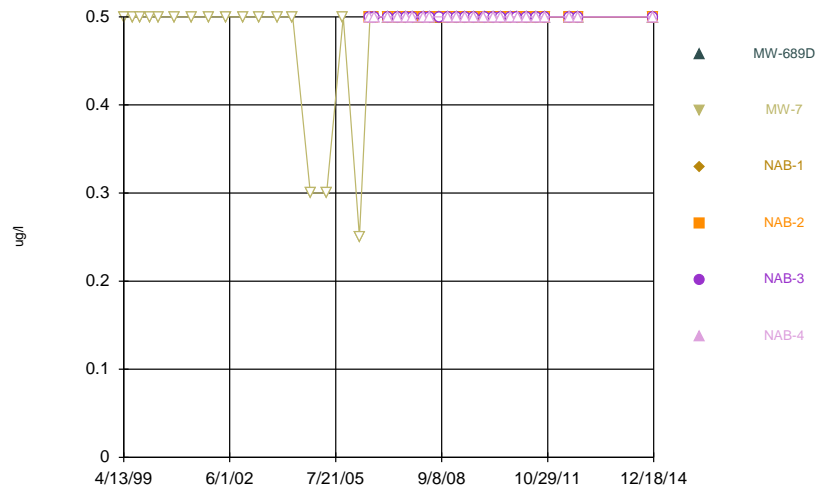
Constituent: Vinyl chloride Analysis Run 1/15/2015 1:03 PM
Facility: NABORS Client: SCS Engineers Data File: NABORS flat 1-13-2015

Time Series



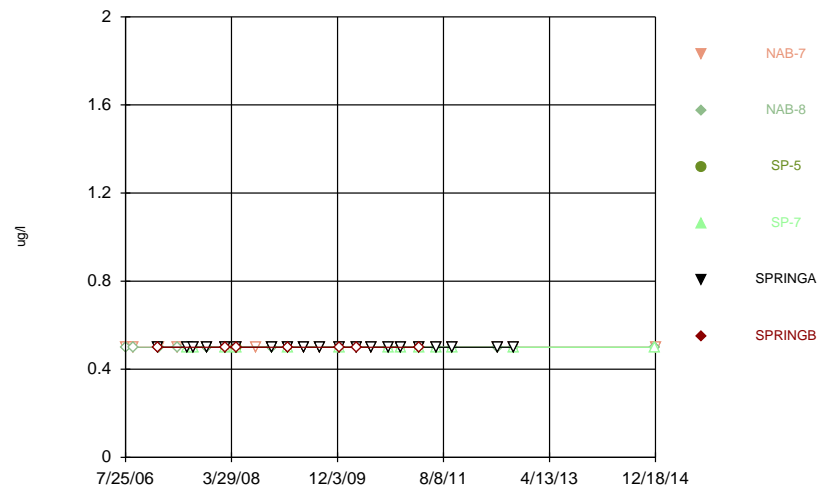
Constituent: Vinyl chloride Analysis Run 1/15/2015 1:03 PM
Facility: NABORS Client: SCS Engineers Data File: NABORS flat 1-13-2015

Time Series



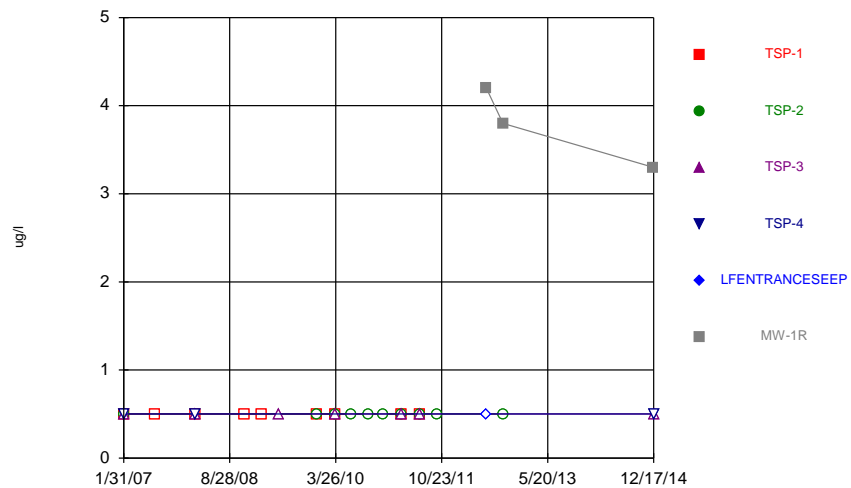
Constituent: Vinyl chloride Analysis Run 1/15/2015 1:03 PM
Facility: NABORS Client: SCS Engineers Data File: NABORS flat 1-13-2015

Time Series



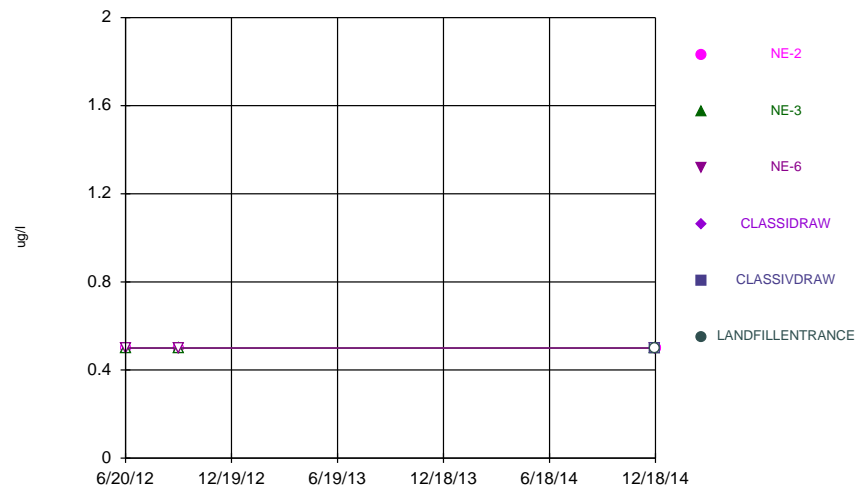
Constituent: Vinyl chloride Analysis Run 1/15/2015 1:03 PM
Facility: NABORS Client: SCS Engineers Data File: NABORS flat 1-13-2015

Time Series



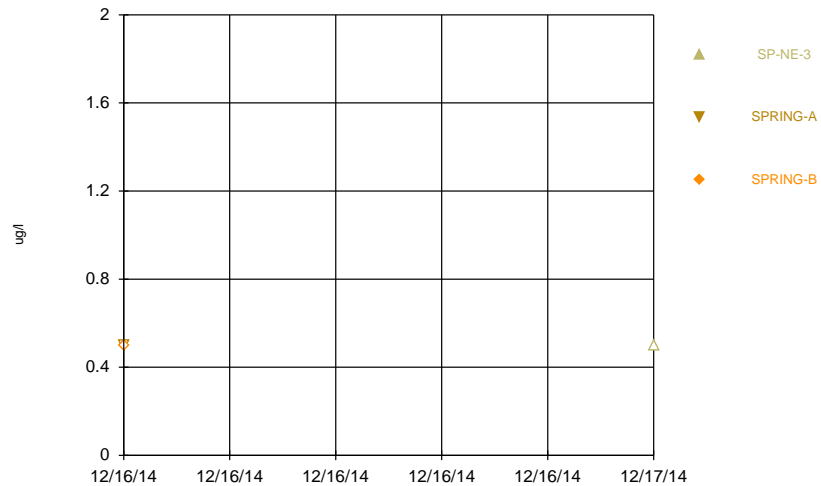
Constituent: Vinyl chloride Analysis Run 1/15/2015 1:03 PM
Facility: NABORS Client: SCS Engineers Data File: NABORS flat 1-13-2015

Time Series



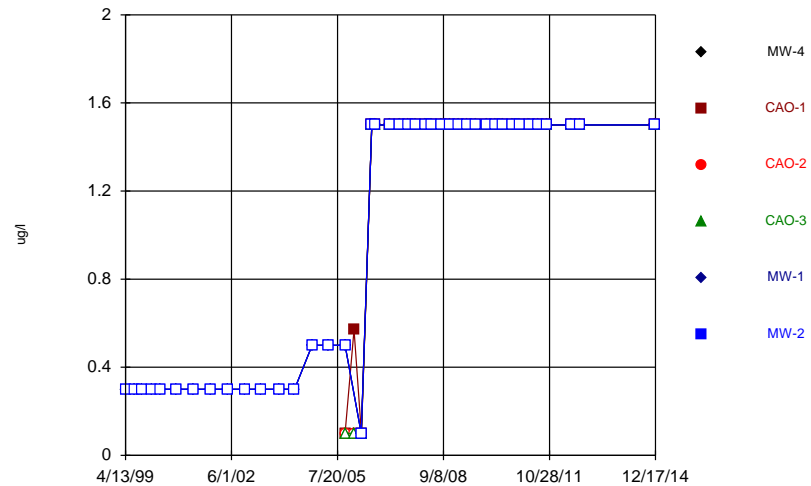
Constituent: Vinyl chloride Analysis Run 1/15/2015 1:03 PM
Facility: NABORS Client: SCS Engineers Data File: NABORS flat 1-13-2015

Time Series



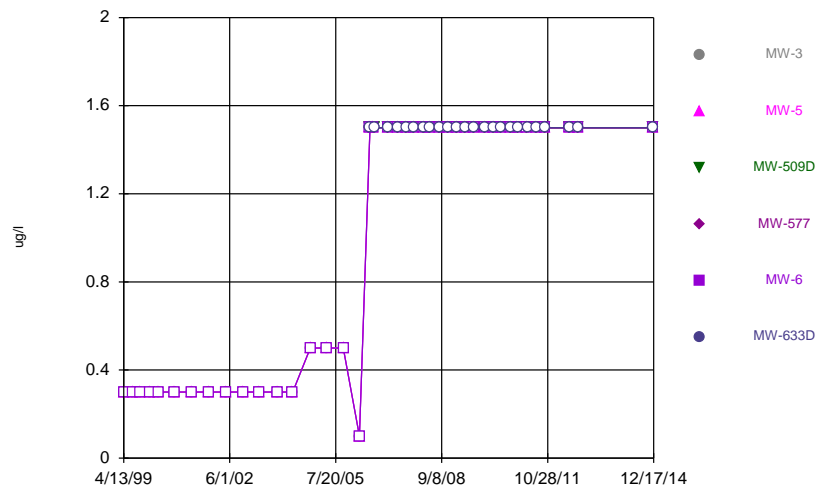
Constituent: Vinyl chloride Analysis Run 1/15/2015 1:04 PM
Facility: NABORS Client: SCS Engineers Data File: NABORS flat 1-13-2015

Time Series



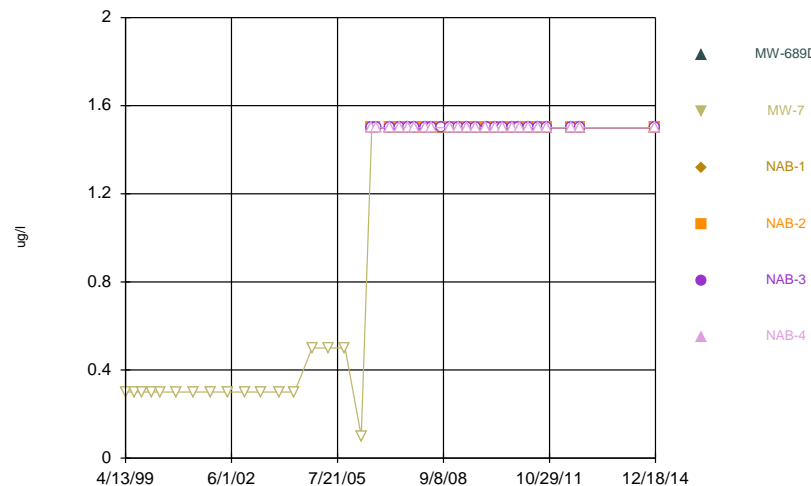
Constituent: Xylenes, Total Analysis Run 1/15/2015 1:04 PM
Facility: NABORS Client: SCS Engineers Data File: NABORS flat 1-13-2015

Time Series



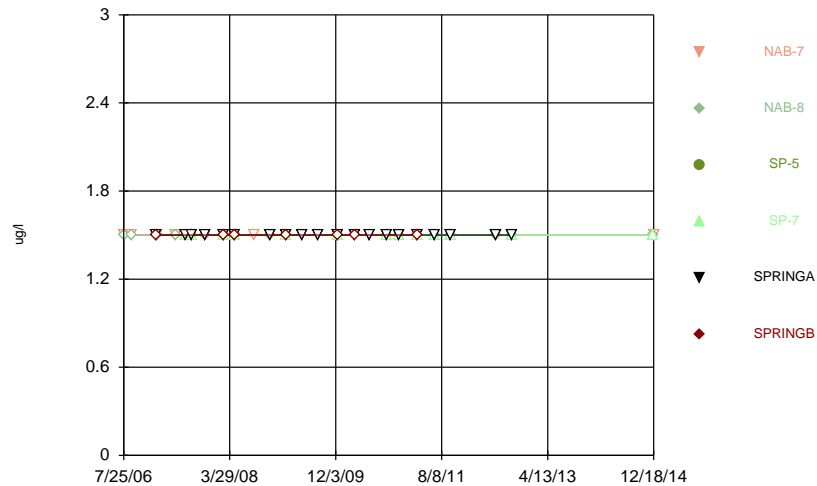
Constituent: Xylenes, Total Analysis Run 1/15/2015 1:04 PM
Facility: NABORS Client: SCS Engineers Data File: NABORS flat 1-13-2015

Time Series



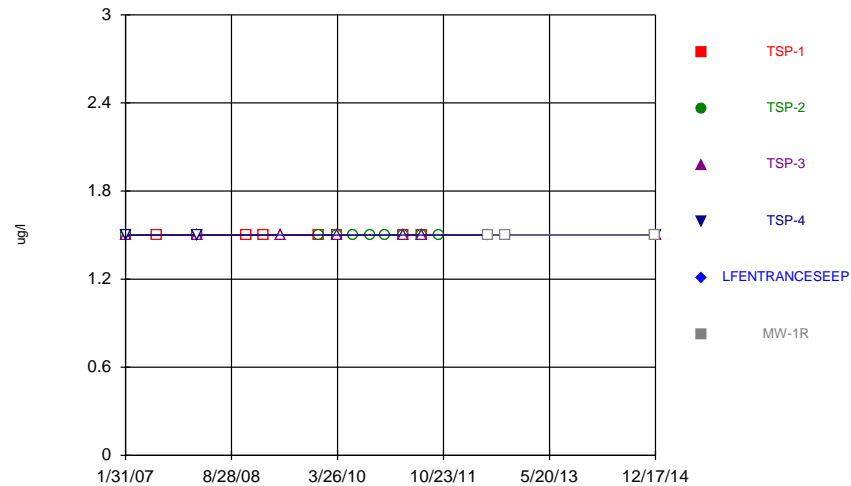
Constituent: Xylenes, Total Analysis Run 1/15/2015 1:04 PM
Facility: NABORS Client: SCS Engineers Data File: NABORS flat 1-13-2015

Time Series



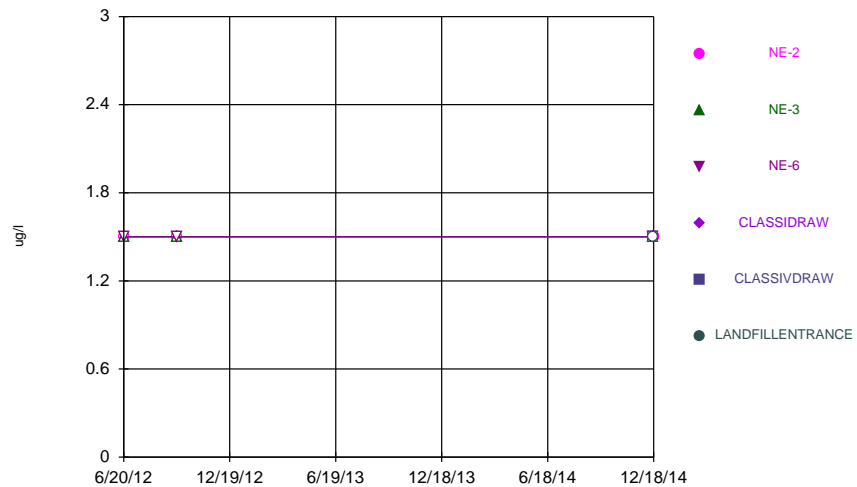
Constituent: Xylenes, Total Analysis Run 1/15/2015 1:04 PM
Facility: NABORS Client: SCS Engineers Data File: NABORS flat 1-13-2015

Time Series



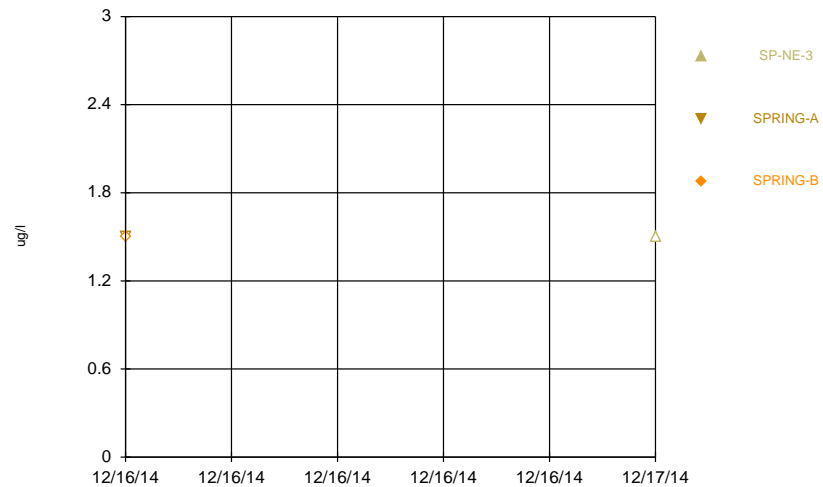
Constituent: Xylenes, Total Analysis Run 1/15/2015 1:04 PM
Facility: NABORS Client: SCS Engineers Data File: NABORS flat 1-13-2015

Time Series



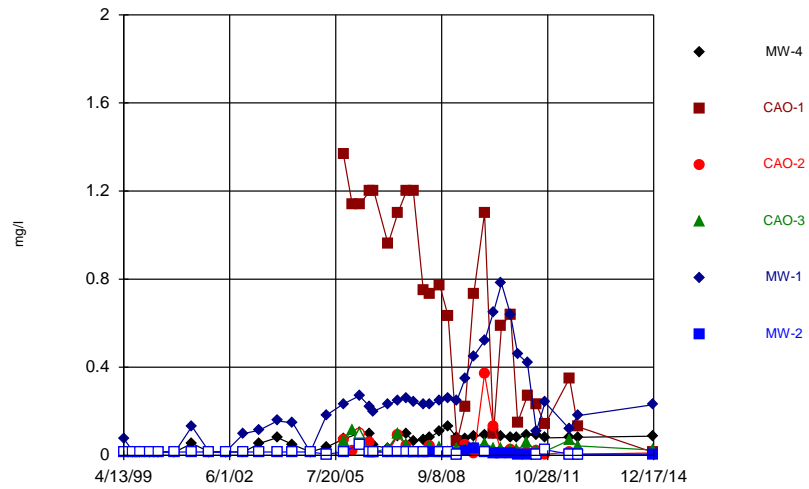
Constituent: Xylenes, Total Analysis Run 1/15/2015 1:04 PM
Facility: NABORS Client: SCS Engineers Data File: NABORS flat 1-13-2015

Time Series



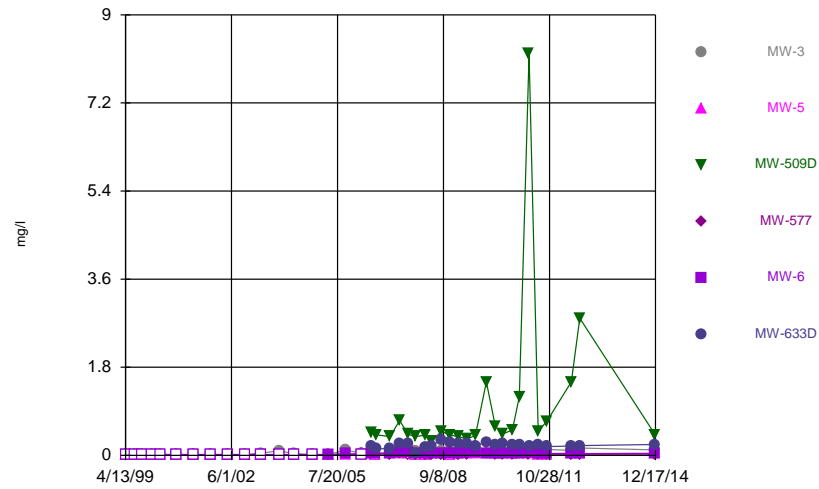
Constituent: Xylenes, Total Analysis Run 1/15/2015 1:04 PM
Facility: NABORS Client: SCS Engineers Data File: NABORS flat 1-13-2015

Time Series



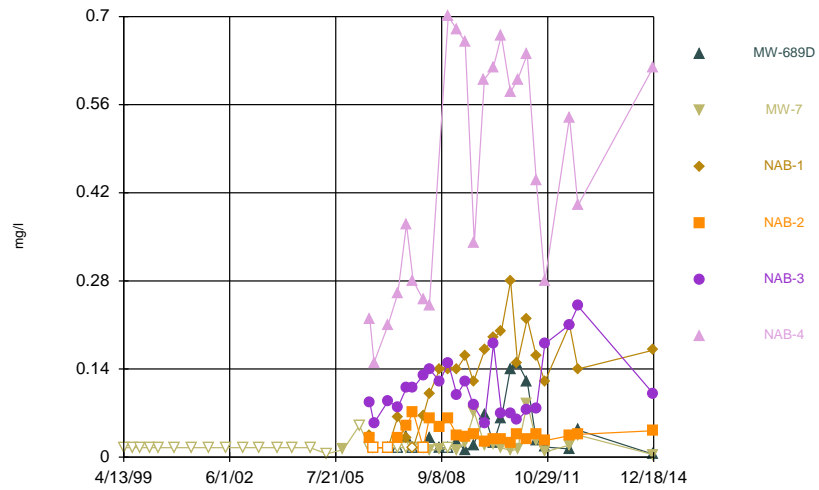
Constituent: Zinc Analysis Run 1/15/2015 1:04 PM
Facility: NABORS Client: SCS Engineers Data File: NABORS flat 1-13-2015

Time Series



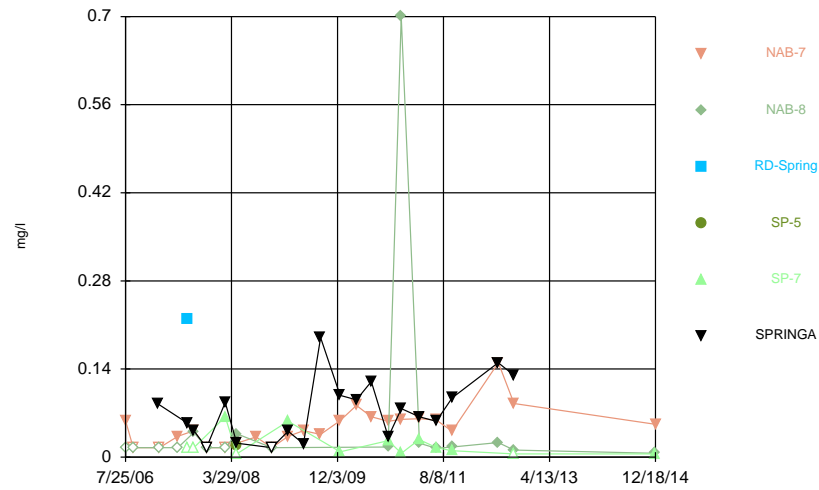
Constituent: Zinc Analysis Run 1/15/2015 1:04 PM
Facility: NABORS Client: SCS Engineers Data File: NABORS flat 1-13-2015

Time Series



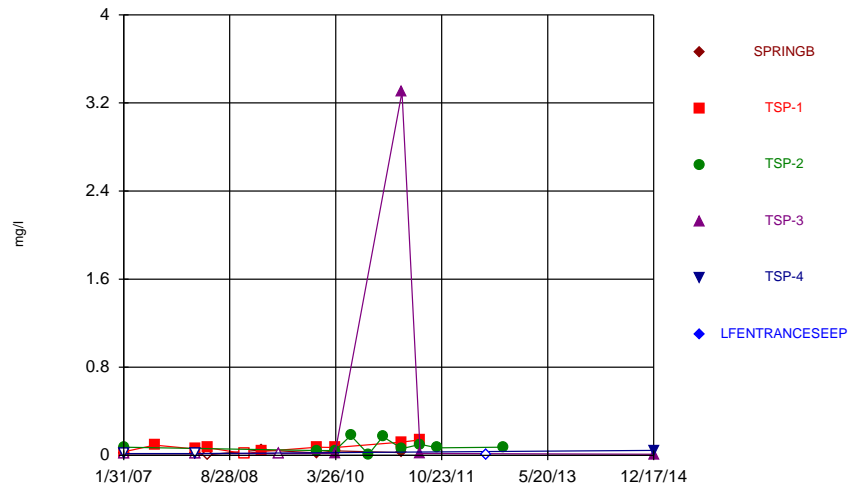
Constituent: Zinc Analysis Run 1/15/2015 1:04 PM
Facility: NABORS Client: SCS Engineers Data File: NABORS flat 1-13-2015

Time Series



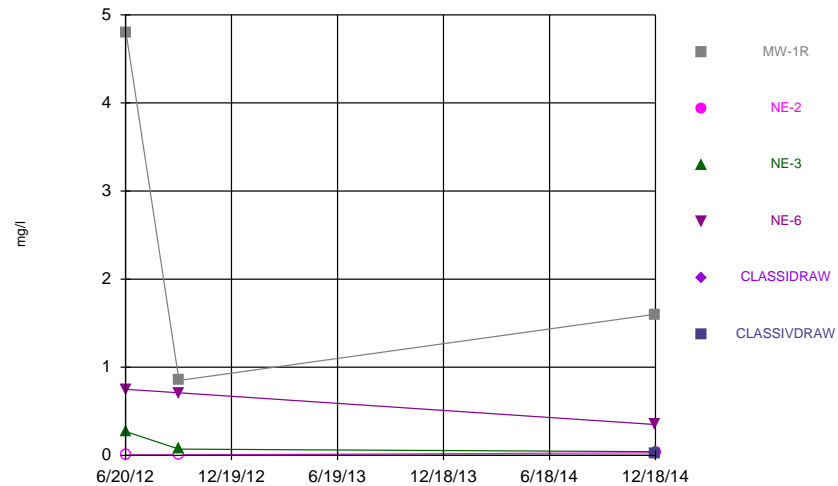
Constituent: Zinc Analysis Run 1/15/2015 1:04 PM
Facility: NABORS Client: SCS Engineers Data File: NABORS flat 1-13-2015

Time Series



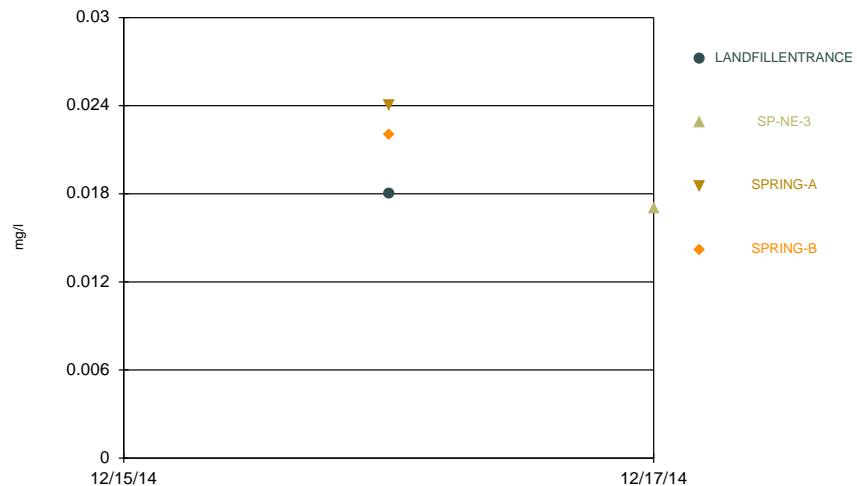
Constituent: Zinc Analysis Run 1/15/2015 1:04 PM
 Facility: NABORS Client: SCS Engineers Data File: NABORS flat 1-13-2015

Time Series



Constituent: Zinc Analysis Run 1/15/2015 1:04 PM
 Facility: NABORS Client: SCS Engineers Data File: NABORS flat 1-13-2015

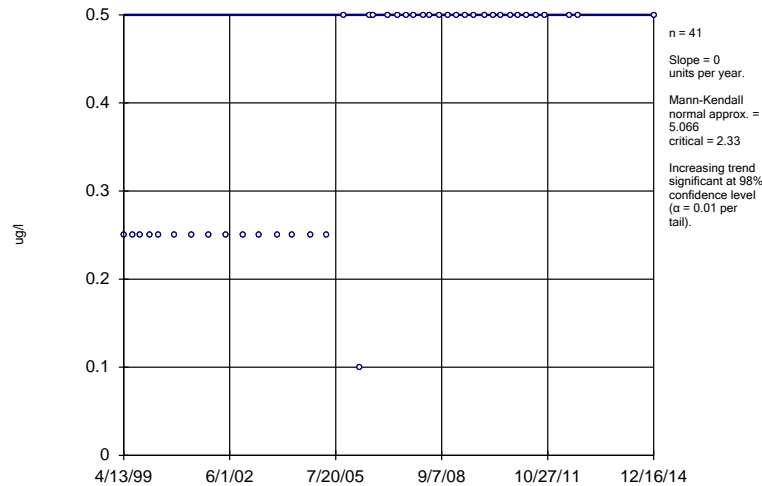
Time Series



Constituent: Zinc Analysis Run 1/15/2015 1:04 PM
 Facility: NABORS Client: SCS Engineers Data File: NABORS flat 1-13-2015

Sen's Slope Estimator

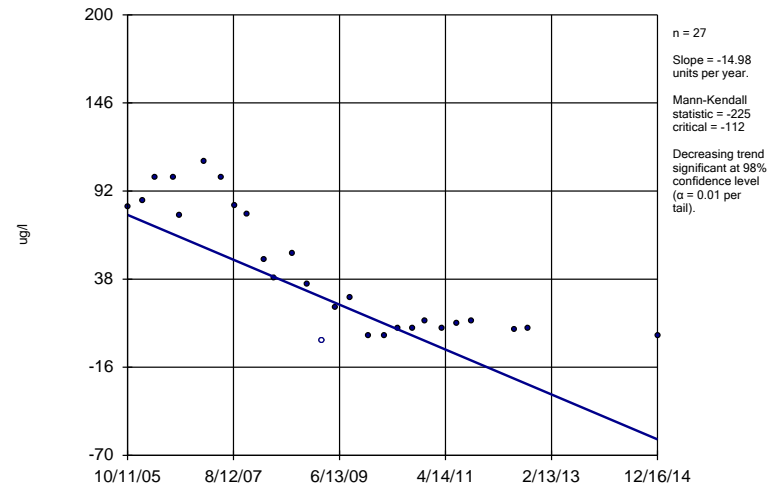
MW-4



Constituent: 1,1-Dichloroethane Analysis Run 1/15/2015 12:20 PM
Facility: NABORS Client: SCS Engineers Data File: NABORS flat 1-13-2015

Sen's Slope Estimator

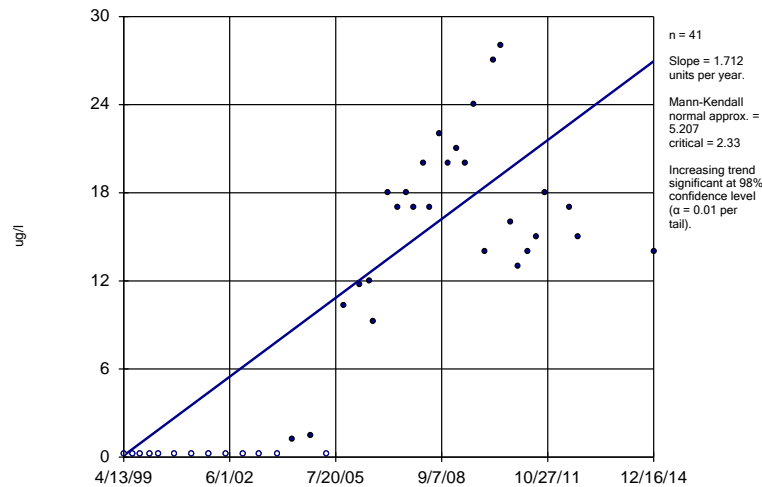
CAO-1



Constituent: 1,1-Dichloroethane Analysis Run 1/15/2015 12:20 PM
Facility: NABORS Client: SCS Engineers Data File: NABORS flat 1-13-2015

Sen's Slope Estimator

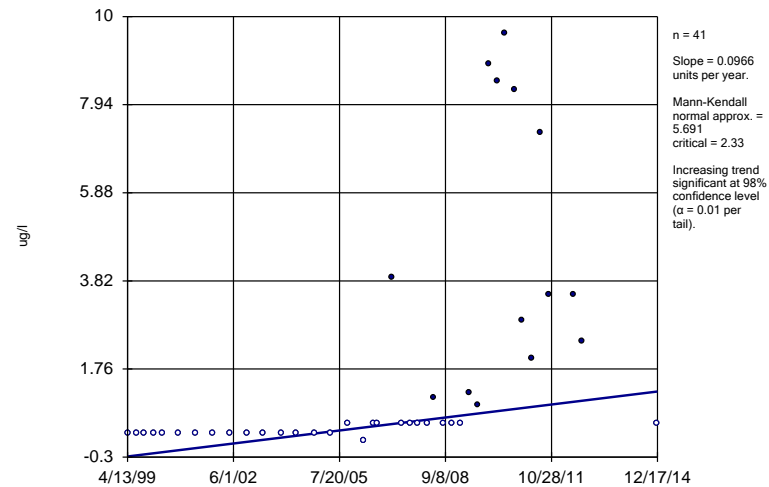
MW-1



Constituent: 1,1-Dichloroethane Analysis Run 1/15/2015 12:20 PM
Facility: NABORS Client: SCS Engineers Data File: NABORS flat 1-13-2015

Sen's Slope Estimator

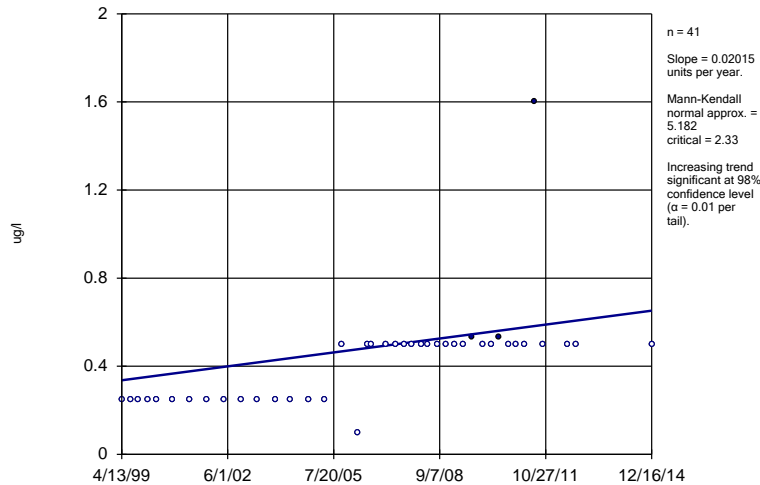
MW-2



Constituent: 1,1-Dichloroethane Analysis Run 1/15/2015 12:20 PM
Facility: NABORS Client: SCS Engineers Data File: NABORS flat 1-13-2015

Sen's Slope Estimator

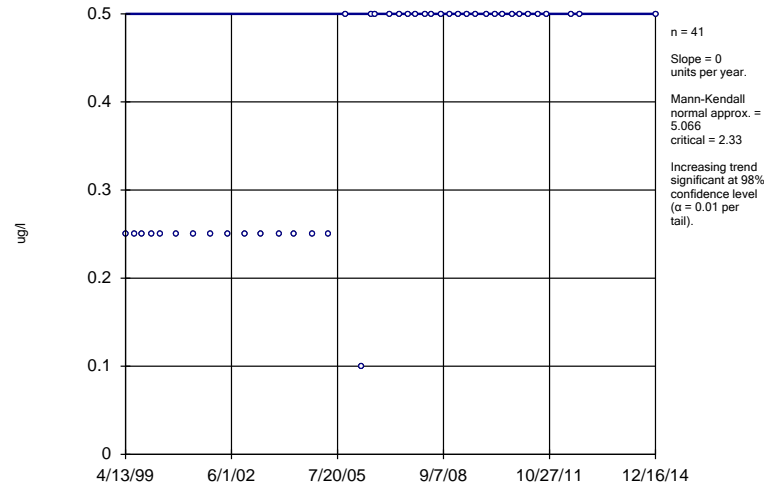
MW-3



Constituent: 1,1-Dichloroethane Analysis Run 1/15/2015 12:20 PM
Facility: NABORS Client: SCS Engineers Data File: NABORS flat 1-13-2015

Sen's Slope Estimator

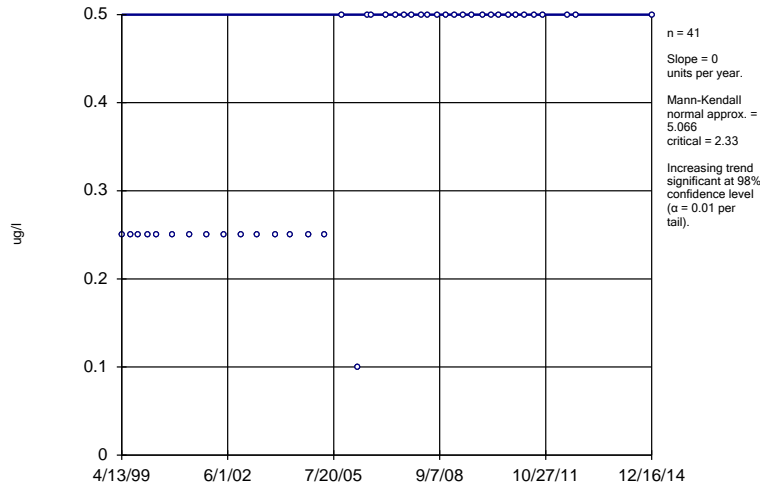
MW-5



Constituent: 1,1-Dichloroethane Analysis Run 1/15/2015 12:20 PM
Facility: NABORS Client: SCS Engineers Data File: NABORS flat 1-13-2015

Sen's Slope Estimator

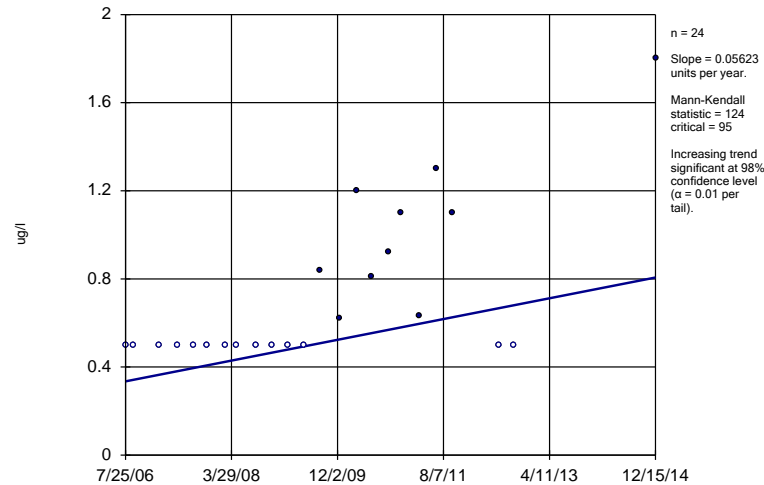
MW-6



Constituent: 1,1-Dichloroethane Analysis Run 1/15/2015 12:20 PM
Facility: NABORS Client: SCS Engineers Data File: NABORS flat 1-13-2015

Sen's Slope Estimator

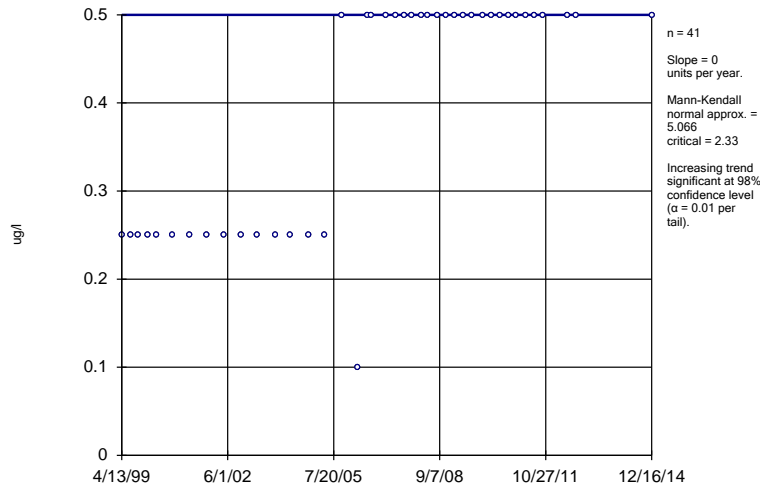
MW-633D



Constituent: 1,1-Dichloroethane Analysis Run 1/15/2015 12:20 PM
Facility: NABORS Client: SCS Engineers Data File: NABORS flat 1-13-2015

Sen's Slope Estimator

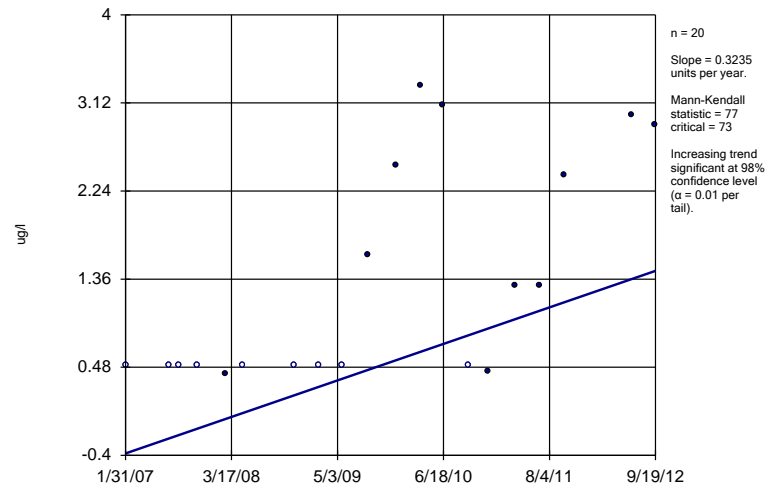
MW-7



Constituent: 1,1-Dichloroethane Analysis Run 1/15/2015 12:20 PM
Facility: NABORS Client: SCS Engineers Data File: NABORS flat 1-13-2015

Sen's Slope Estimator

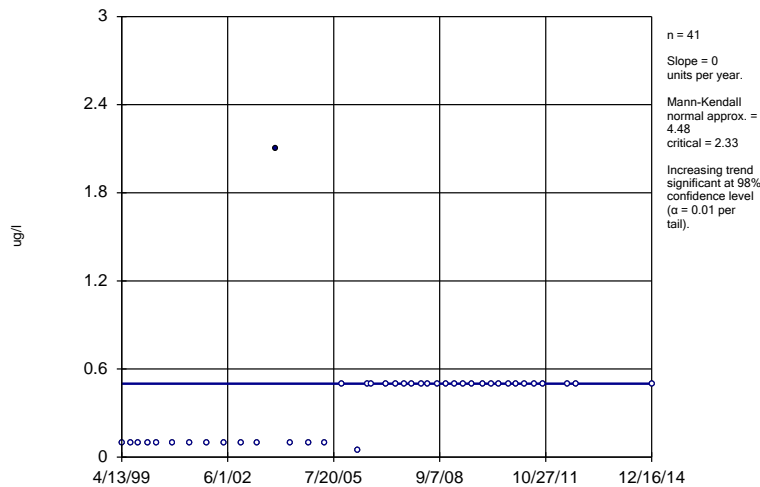
SPRINGA



Constituent: 1,1-Dichloroethane Analysis Run 1/15/2015 12:20 PM
Facility: NABORS Client: SCS Engineers Data File: NABORS flat 1-13-2015

Sen's Slope Estimator

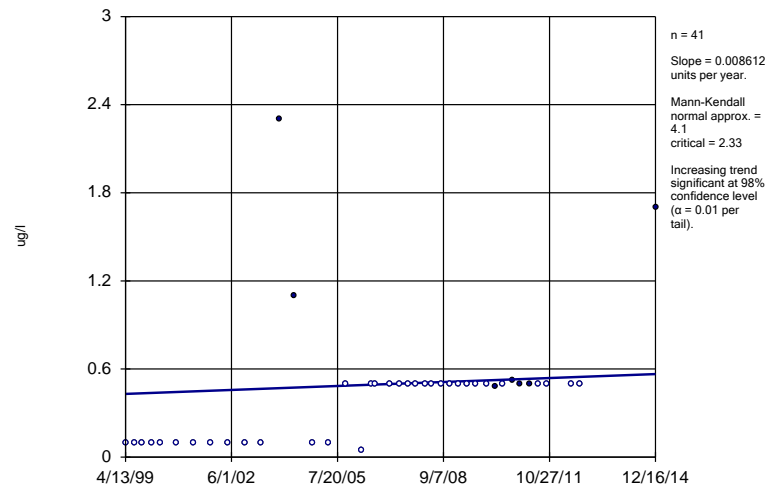
MW-4



Constituent: 1,4-Dichlorobenzene Analysis Run 1/15/2015 12:20 PM
Facility: NABORS Client: SCS Engineers Data File: NABORS flat 1-13-2015

Sen's Slope Estimator

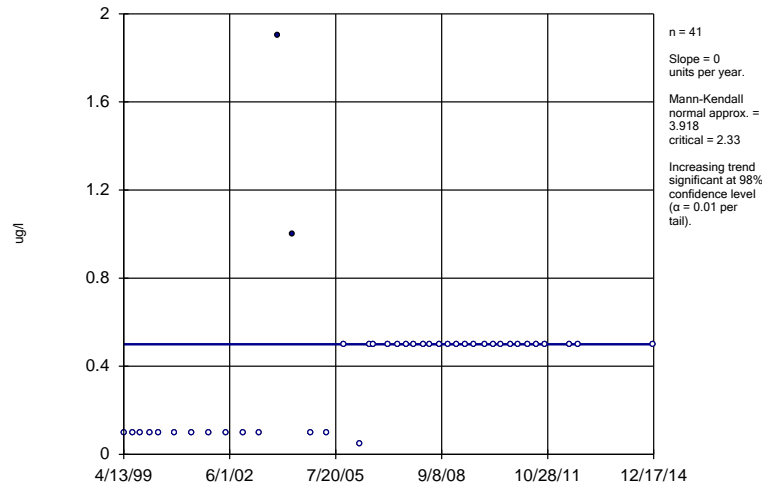
MW-1



Constituent: 1,4-Dichlorobenzene Analysis Run 1/15/2015 12:20 PM
Facility: NABORS Client: SCS Engineers Data File: NABORS flat 1-13-2015

Sen's Slope Estimator

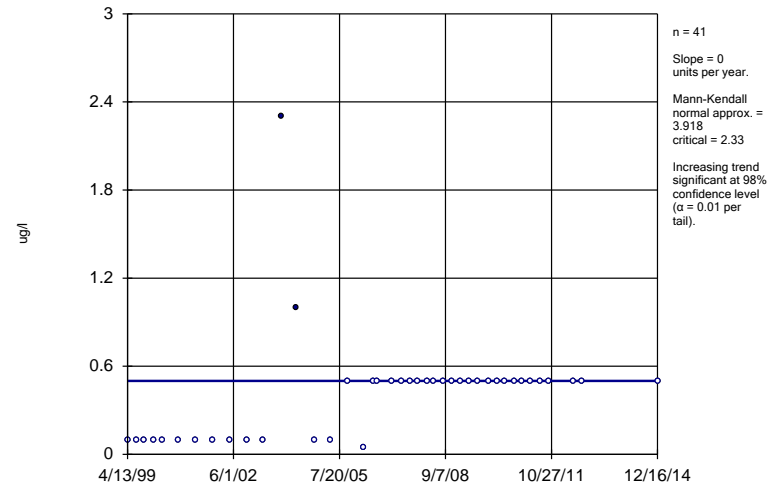
MW-2



Constituent: 1,4-Dichlorobenzene Analysis Run 1/15/2015 12:21 PM
Facility: NABORS Client: SCS Engineers Data File: NABORS flat 1-13-2015

Sen's Slope Estimator

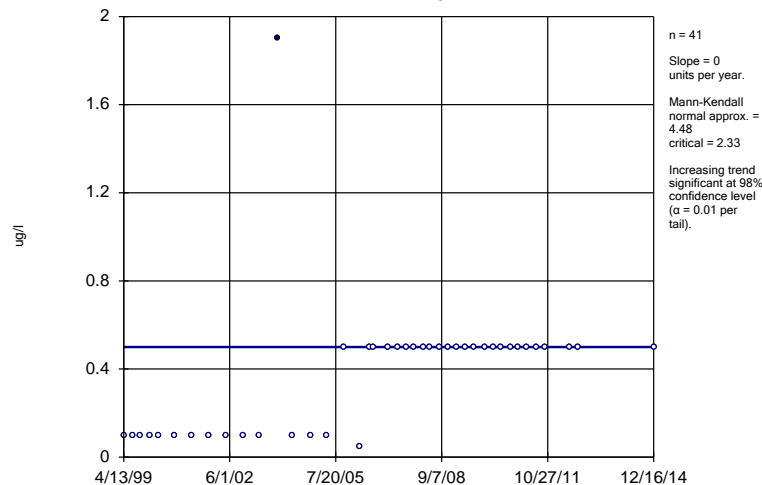
MW-3



Constituent: 1,4-Dichlorobenzene Analysis Run 1/15/2015 12:21 PM
Facility: NABORS Client: SCS Engineers Data File: NABORS flat 1-13-2015

Sen's Slope Estimator

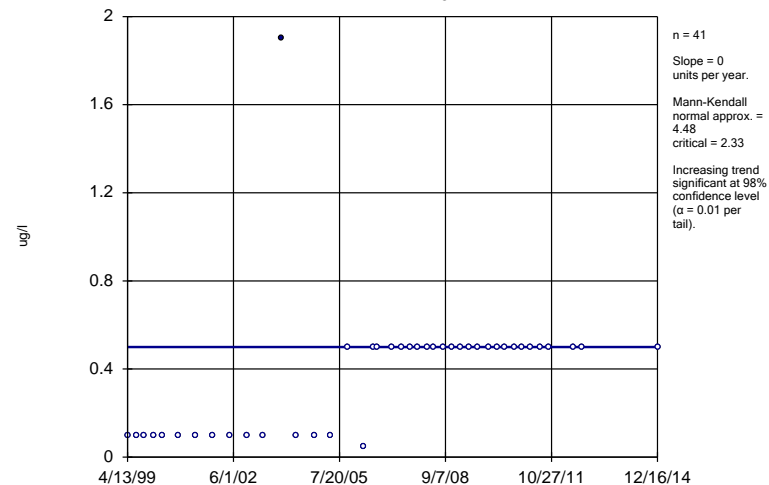
MW-5



Constituent: 1,4-Dichlorobenzene Analysis Run 1/15/2015 12:21 PM
Facility: NABORS Client: SCS Engineers Data File: NABORS flat 1-13-2015

Sen's Slope Estimator

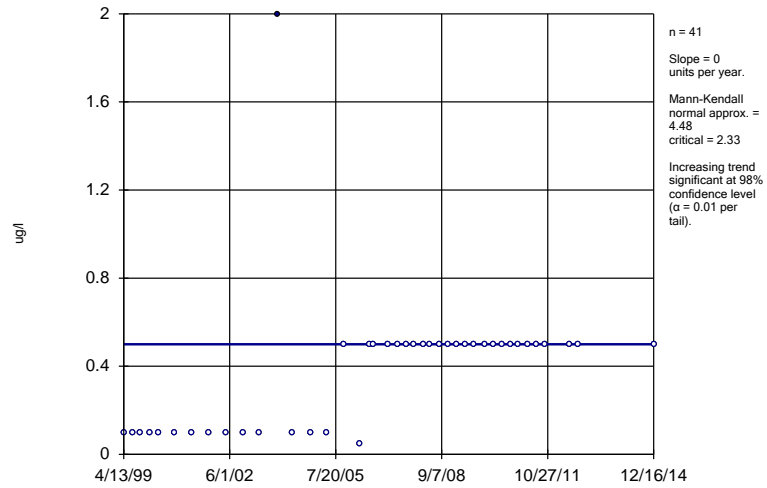
MW-6



Constituent: 1,4-Dichlorobenzene Analysis Run 1/15/2015 12:21 PM
Facility: NABORS Client: SCS Engineers Data File: NABORS flat 1-13-2015

Sen's Slope Estimator

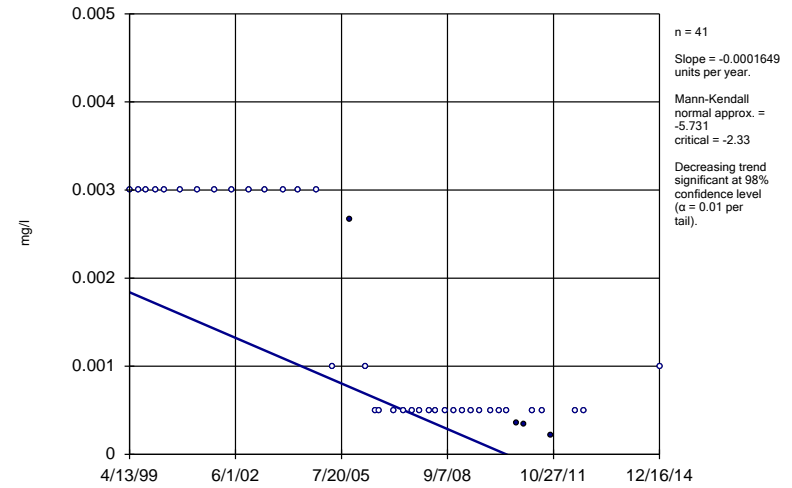
MW-7



Constituent: 1,4-Dichlorobenzene Analysis Run 1/15/2015 12:21 PM
Facility: NABORS Client: SCS Engineers Data File: NABORS flat 1-13-2015

Sen's Slope Estimator

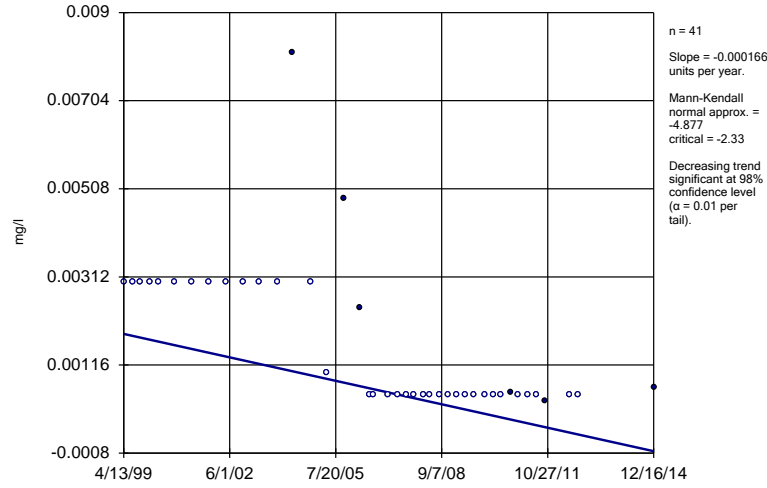
MW-4



Constituent: Antimony Analysis Run 1/15/2015 12:22 PM
Facility: NABORS Client: SCS Engineers Data File: NABORS flat 1-13-2015

Sen's Slope Estimator

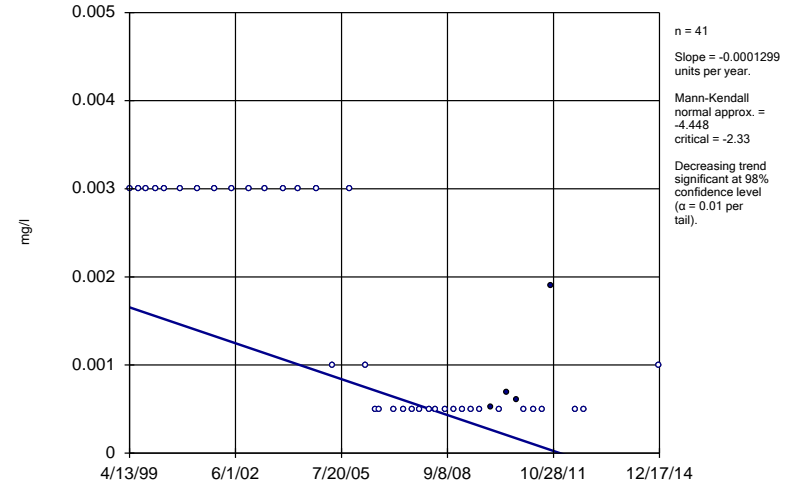
MW-1



Constituent: Antimony Analysis Run 1/15/2015 12:22 PM
Facility: NABORS Client: SCS Engineers Data File: NABORS flat 1-13-2015

Sen's Slope Estimator

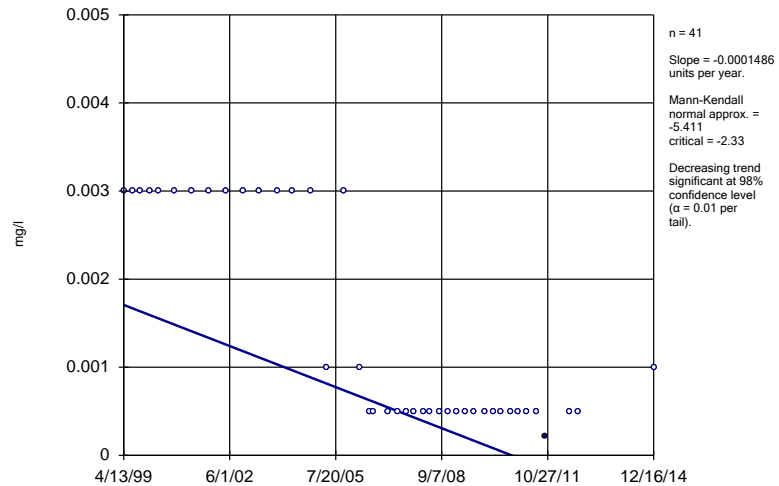
MW-2



Constituent: Antimony Analysis Run 1/15/2015 12:22 PM
Facility: NABORS Client: SCS Engineers Data File: NABORS flat 1-13-2015

Sen's Slope Estimator

MW-3

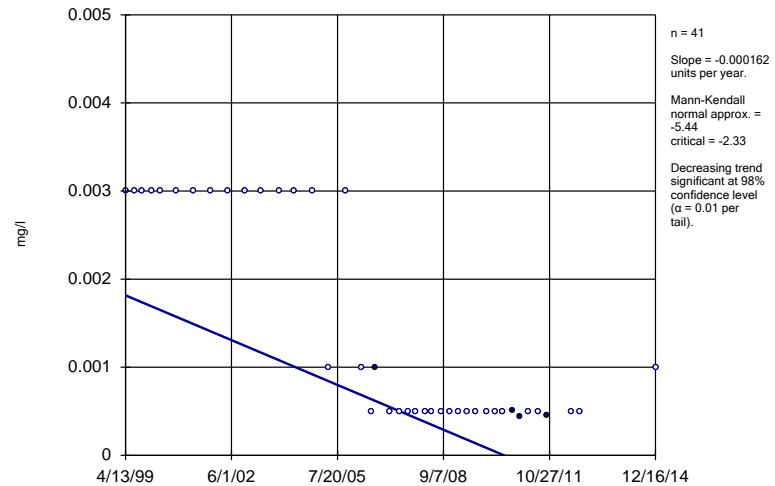


Constituent: Antimony Analysis Run 1/15/2015 12:22 PM

Facility: NABORS Client: SCS Engineers Data File: NABORS flat 1-13-2015

Sen's Slope Estimator

MW-5

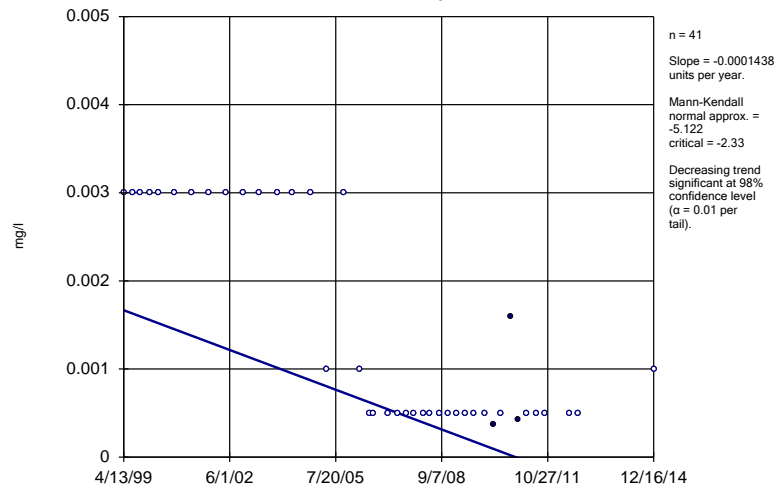


Constituent: Antimony Analysis Run 1/15/2015 12:22 PM

Facility: NABORS Client: SCS Engineers Data File: NABORS flat 1-13-2015

Sen's Slope Estimator

MW-6

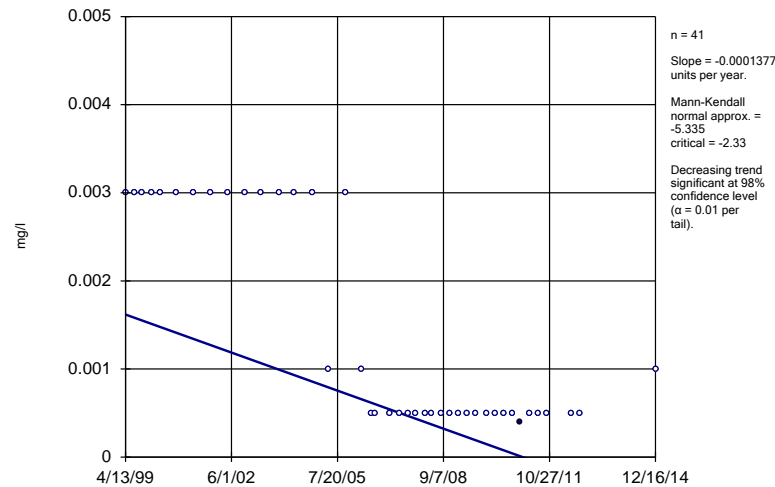


Constituent: Antimony Analysis Run 1/15/2015 12:22 PM

Facility: NABORS Client: SCS Engineers Data File: NABORS flat 1-13-2015

Sen's Slope Estimator

MW-7

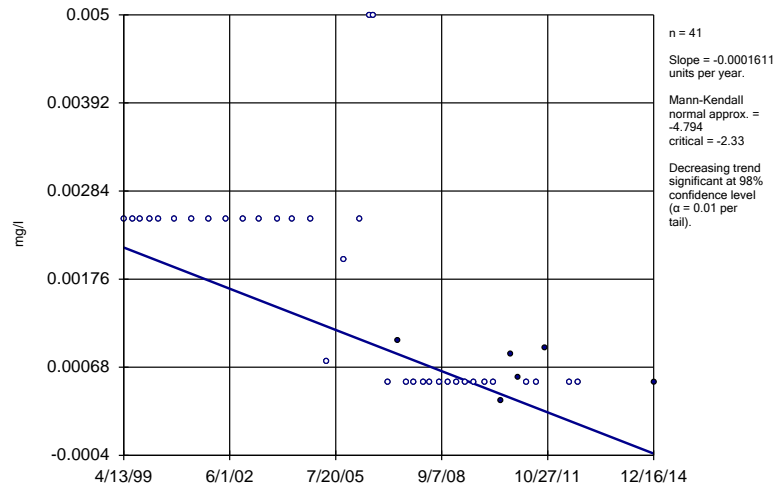


Constituent: Antimony Analysis Run 1/15/2015 12:22 PM

Facility: NABORS Client: SCS Engineers Data File: NABORS flat 1-13-2015

Sen's Slope Estimator

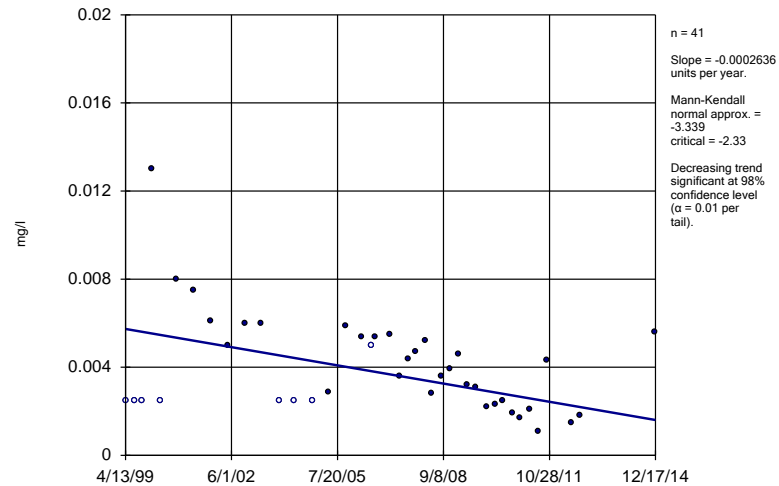
MW-4



Constituent: Arsenic Analysis Run 1/15/2015 12:23 PM
Facility: NABORS Client: SCS Engineers Data File: NABORS flat 1-13-2015

Sen's Slope Estimator

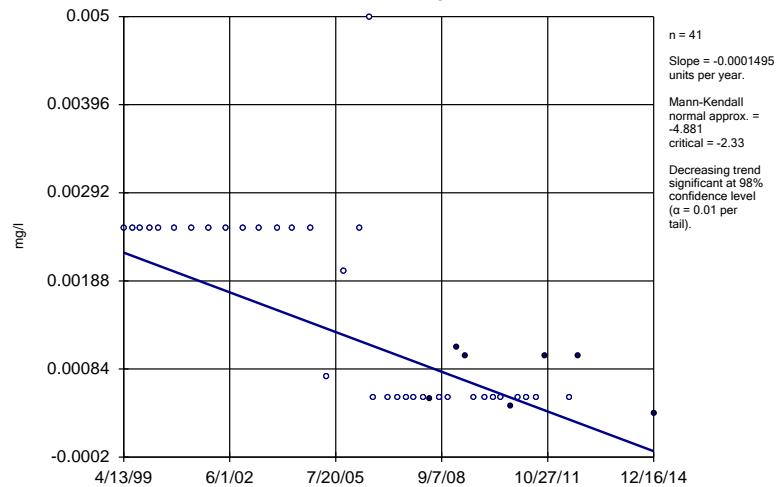
MW-2



Constituent: Arsenic Analysis Run 1/15/2015 12:23 PM
Facility: NABORS Client: SCS Engineers Data File: NABORS flat 1-13-2015

Sen's Slope Estimator

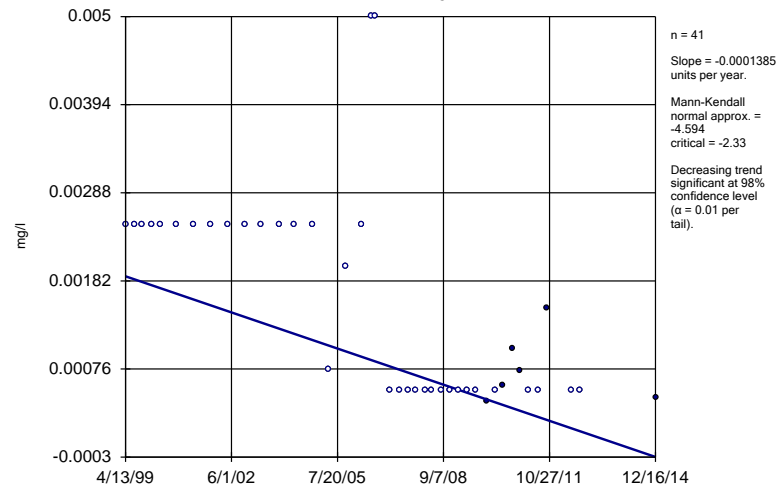
MW-3



Constituent: Arsenic Analysis Run 1/15/2015 12:23 PM
Facility: NABORS Client: SCS Engineers Data File: NABORS flat 1-13-2015

Sen's Slope Estimator

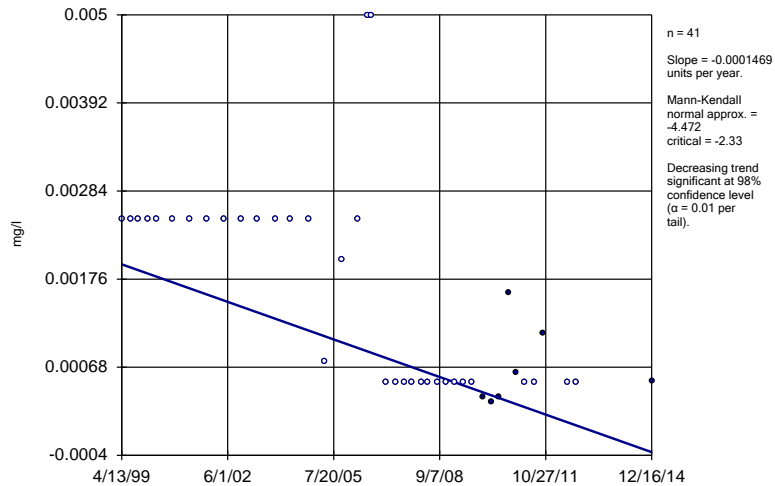
MW-5



Constituent: Arsenic Analysis Run 1/15/2015 12:23 PM
Facility: NABORS Client: SCS Engineers Data File: NABORS flat 1-13-2015

Sen's Slope Estimator

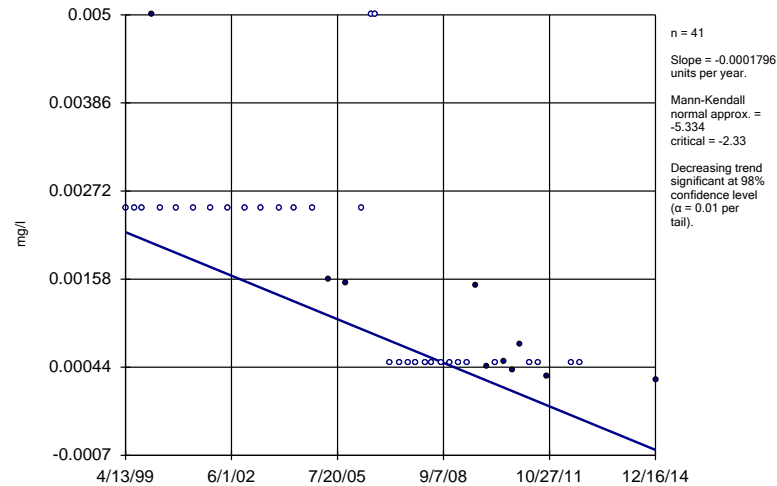
MW-6



Constituent: Arsenic Analysis Run 1/15/2015 12:23 PM
Facility: NABORS Client: SCS Engineers Data File: NABORS flat 1-13-2015

Sen's Slope Estimator

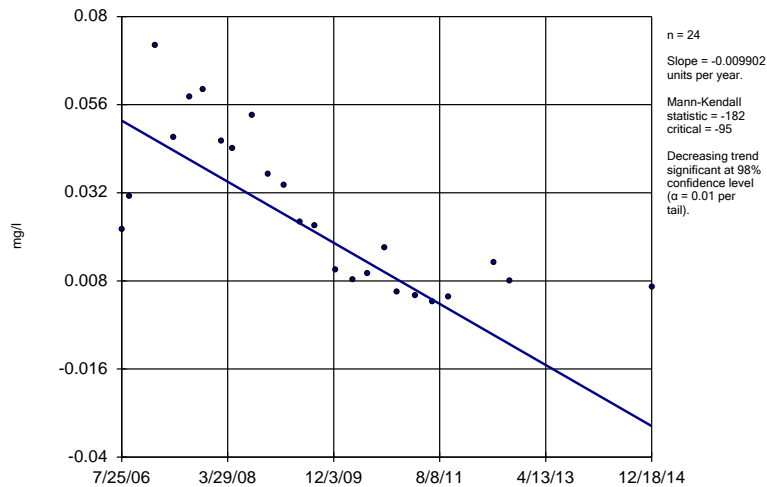
MW-7



Constituent: Arsenic Analysis Run 1/15/2015 12:23 PM
Facility: NABORS Client: SCS Engineers Data File: NABORS flat 1-13-2015

Sen's Slope Estimator

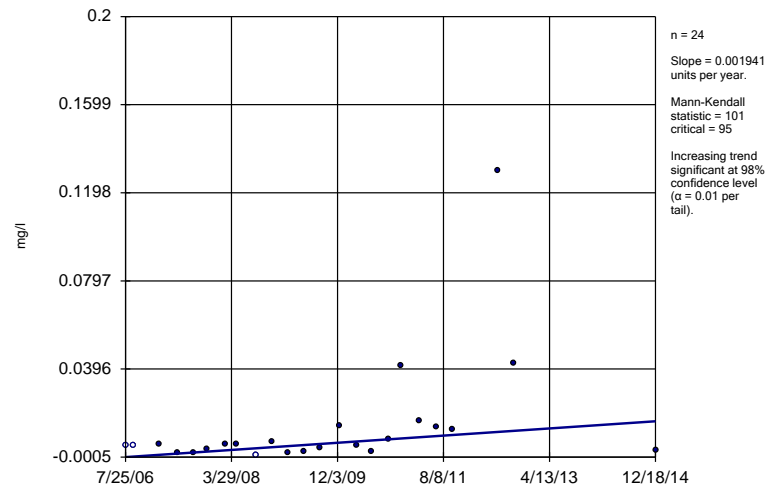
NAB-1



Constituent: Arsenic Analysis Run 1/15/2015 12:23 PM
Facility: NABORS Client: SCS Engineers Data File: NABORS flat 1-13-2015

Sen's Slope Estimator

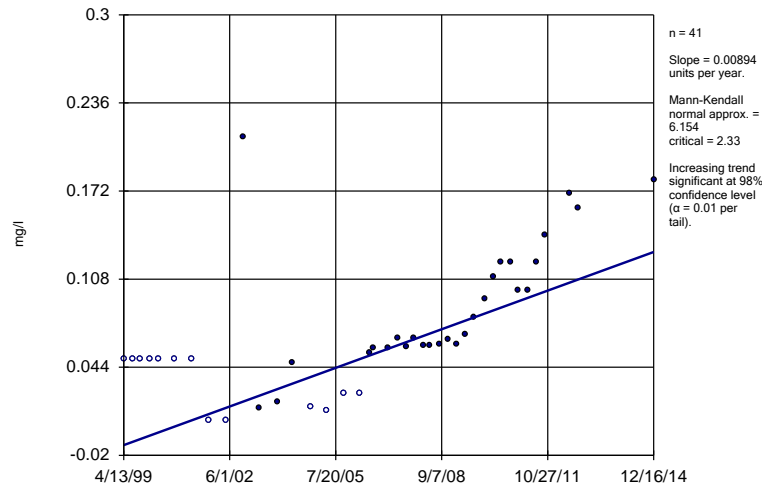
NAB-7



Constituent: Arsenic Analysis Run 1/15/2015 12:23 PM
Facility: NABORS Client: SCS Engineers Data File: NABORS flat 1-13-2015

Sen's Slope Estimator

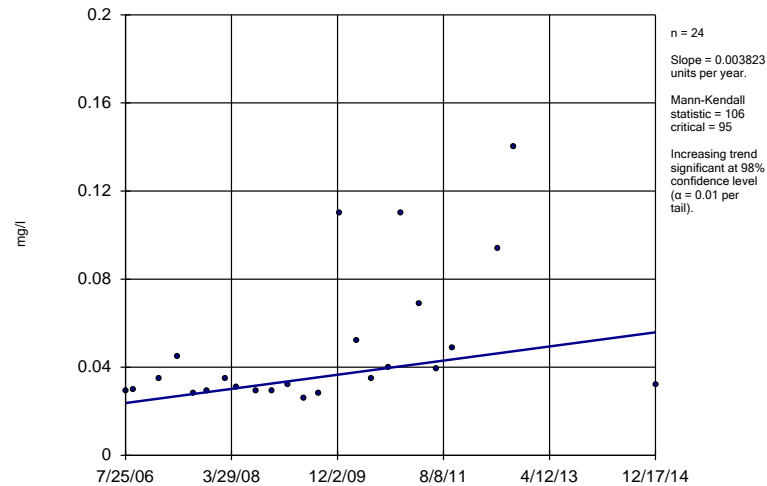
MW-1



Constituent: Barium Analysis Run 1/15/2015 12:23 PM
Facility: NABORS Client: SCS Engineers Data File: NABORS flat 1-13-2015

Sen's Slope Estimator

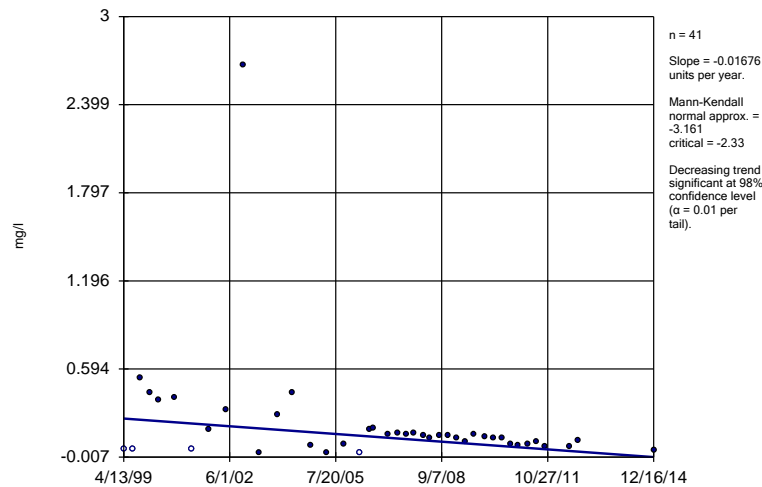
MW-509D



Constituent: Barium Analysis Run 1/15/2015 12:23 PM
Facility: NABORS Client: SCS Engineers Data File: NABORS flat 1-13-2015

Sen's Slope Estimator

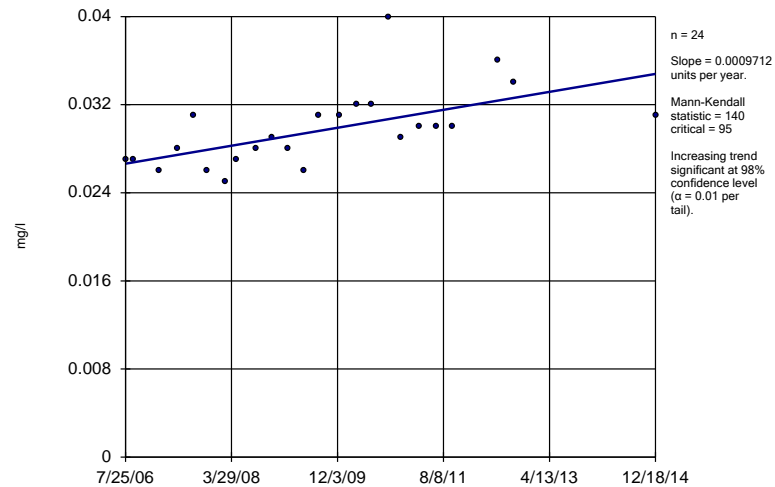
MW-7



Constituent: Barium Analysis Run 1/15/2015 12:24 PM
Facility: NABORS Client: SCS Engineers Data File: NABORS flat 1-13-2015

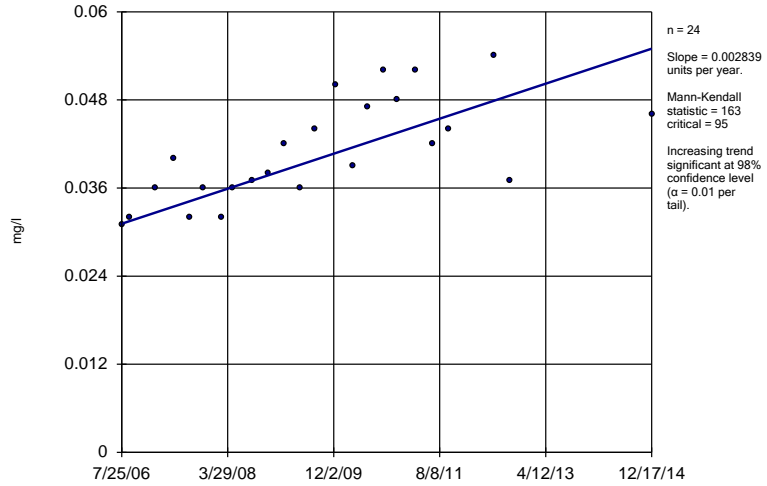
Sen's Slope Estimator

NAB-1



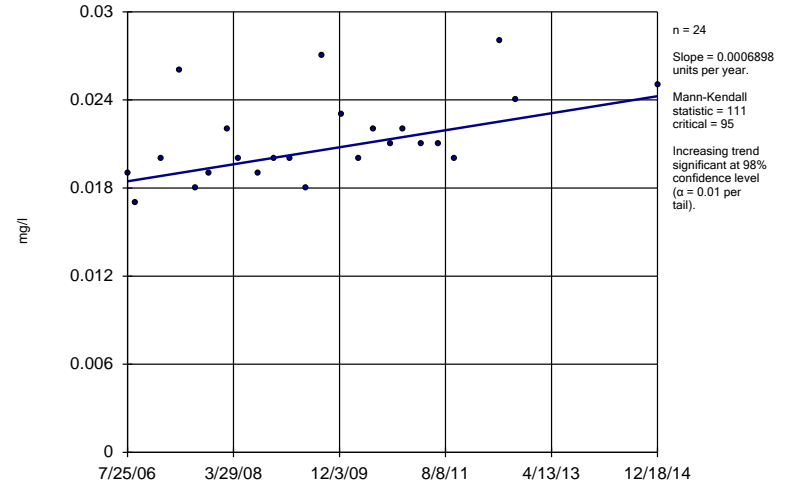
Constituent: Barium Analysis Run 1/15/2015 12:24 PM
Facility: NABORS Client: SCS Engineers Data File: NABORS flat 1-13-2015

Sen's Slope Estimator NAB-3



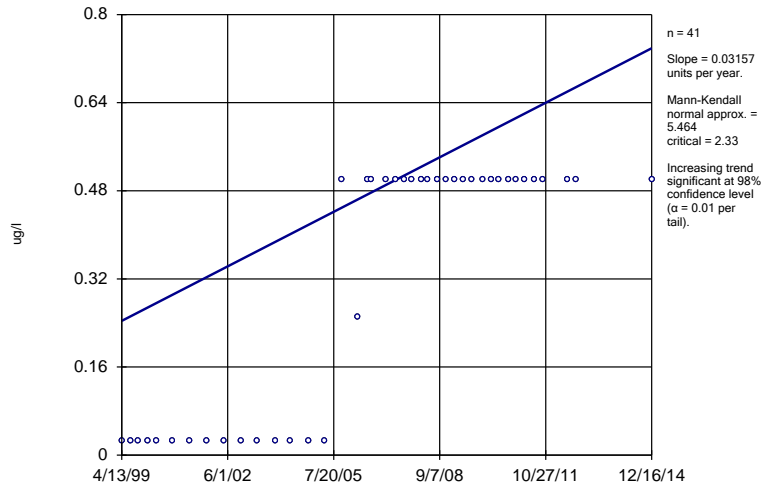
Constituent: Barium Analysis Run 1/15/2015 12:24 PM
Facility: NABORS Client: SCS Engineers Data File: NABORS flat 1-13-2015

Sen's Slope Estimator NAB-7



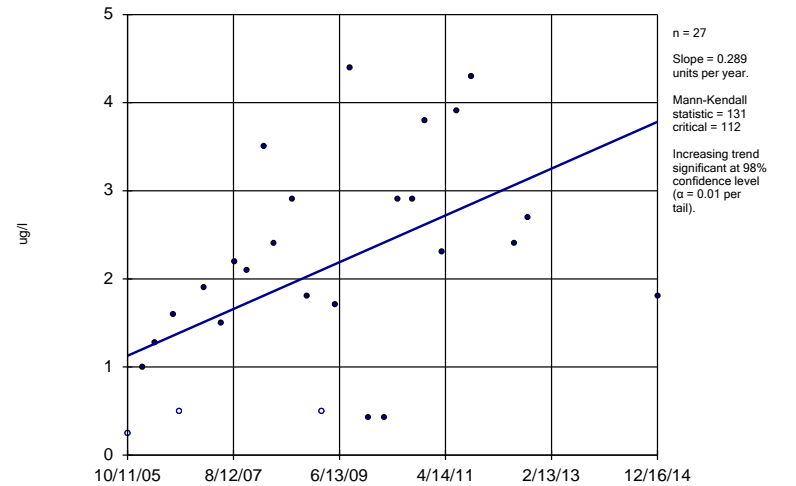
Constituent: Barium Analysis Run 1/15/2015 12:24 PM
Facility: NABORS Client: SCS Engineers Data File: NABORS flat 1-13-2015

Sen's Slope Estimator MW-4



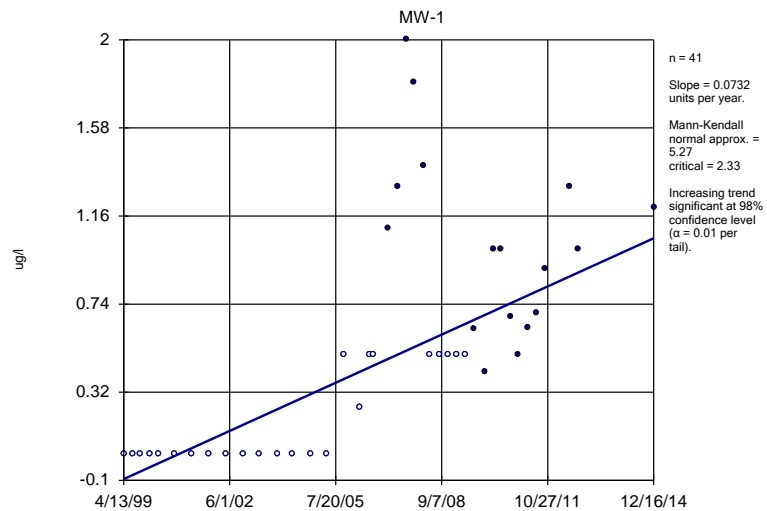
Constituent: Benzene Analysis Run 1/15/2015 12:24 PM
Facility: NABORS Client: SCS Engineers Data File: NABORS flat 1-13-2015

Sen's Slope Estimator CAO-1



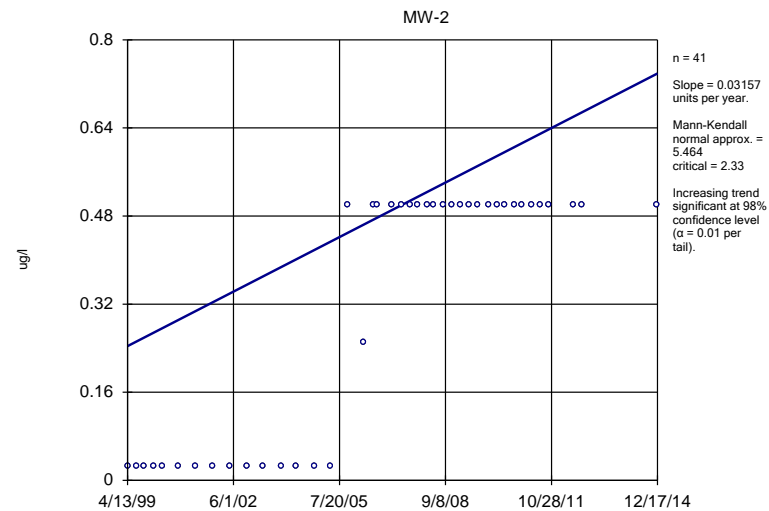
Constituent: Benzene Analysis Run 1/15/2015 12:24 PM
Facility: NABORS Client: SCS Engineers Data File: NABORS flat 1-13-2015

Sen's Slope Estimator



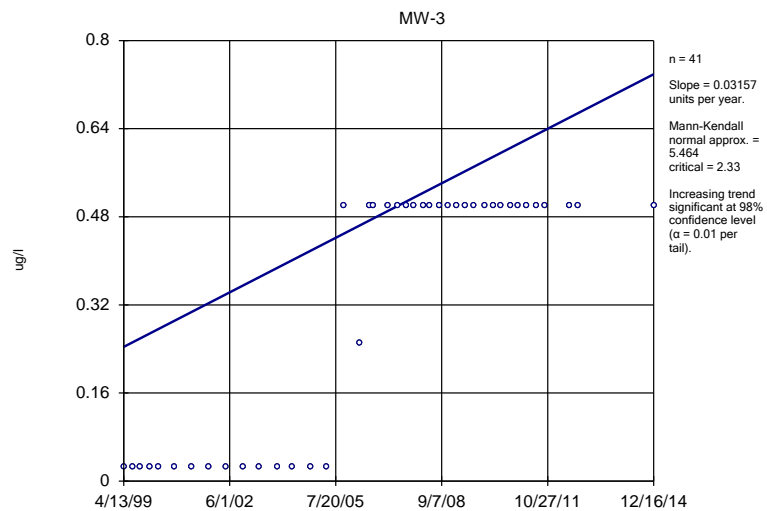
Constituent: Benzene Analysis Run 1/15/2015 12:24 PM
Facility: NABORS Client: SCS Engineers Data File: NABORS flat 1-13-2015

Sen's Slope Estimator



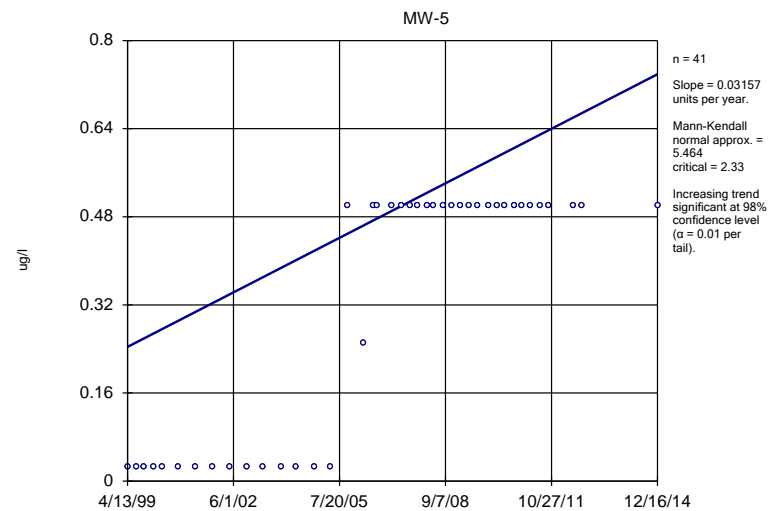
Constituent: Benzene Analysis Run 1/15/2015 12:24 PM
Facility: NABORS Client: SCS Engineers Data File: NABORS flat 1-13-2015

Sen's Slope Estimator



Constituent: Benzene Analysis Run 1/15/2015 12:24 PM
Facility: NABORS Client: SCS Engineers Data File: NABORS flat 1-13-2015

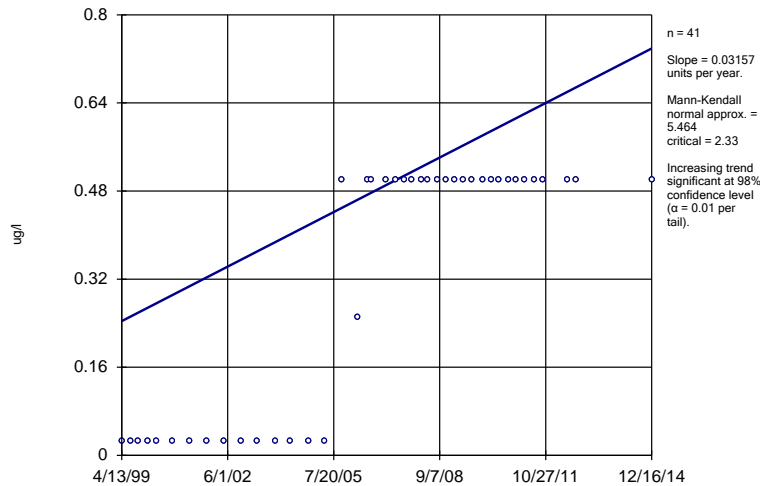
Sen's Slope Estimator



Constituent: Benzene Analysis Run 1/15/2015 12:24 PM
Facility: NABORS Client: SCS Engineers Data File: NABORS flat 1-13-2015

Sen's Slope Estimator

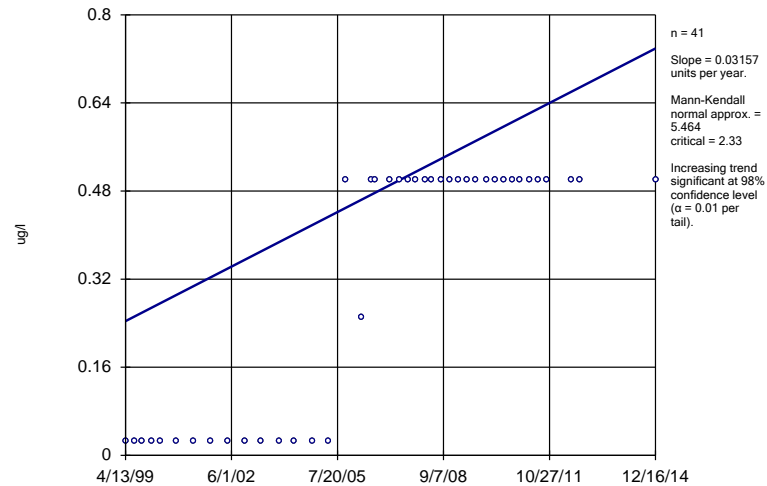
MW-6



Constituent: Benzene Analysis Run 1/15/2015 12:24 PM
Facility: NABORS Client: SCS Engineers Data File: NABORS flat 1-13-2015

Sen's Slope Estimator

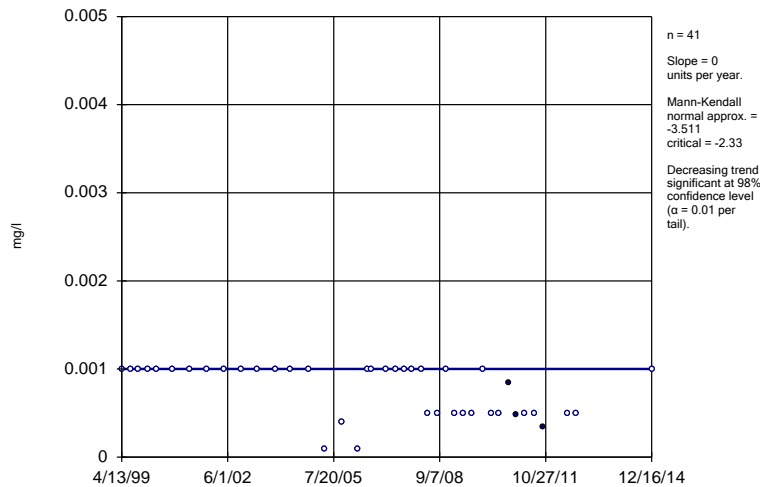
MW-7



Constituent: Benzene Analysis Run 1/15/2015 12:24 PM
Facility: NABORS Client: SCS Engineers Data File: NABORS flat 1-13-2015

Sen's Slope Estimator

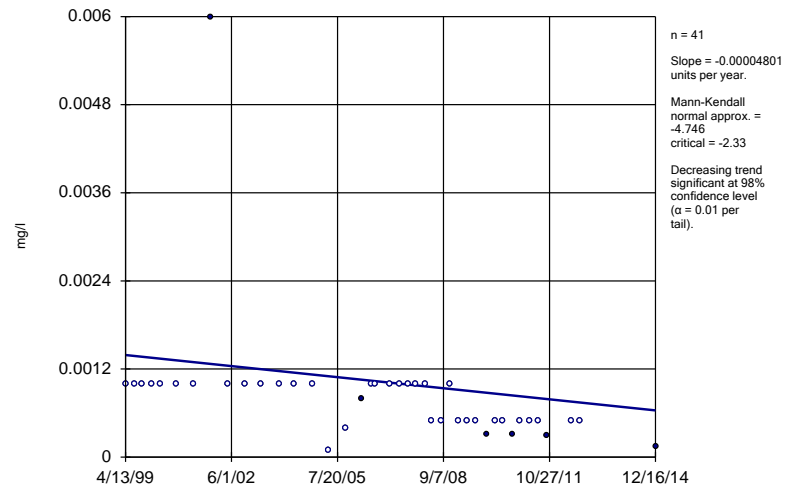
MW-4



Constituent: Beryllium Analysis Run 1/15/2015 12:25 PM
Facility: NABORS Client: SCS Engineers Data File: NABORS flat 1-13-2015

Sen's Slope Estimator

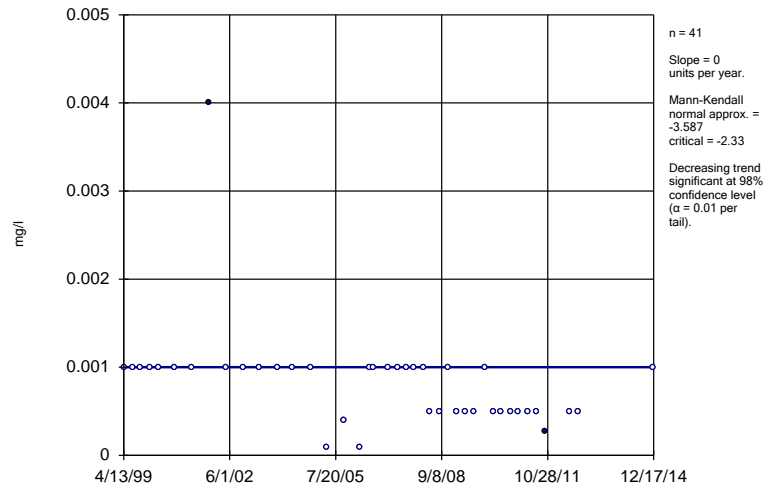
MW-1



Constituent: Beryllium Analysis Run 1/15/2015 12:25 PM
Facility: NABORS Client: SCS Engineers Data File: NABORS flat 1-13-2015

Sen's Slope Estimator

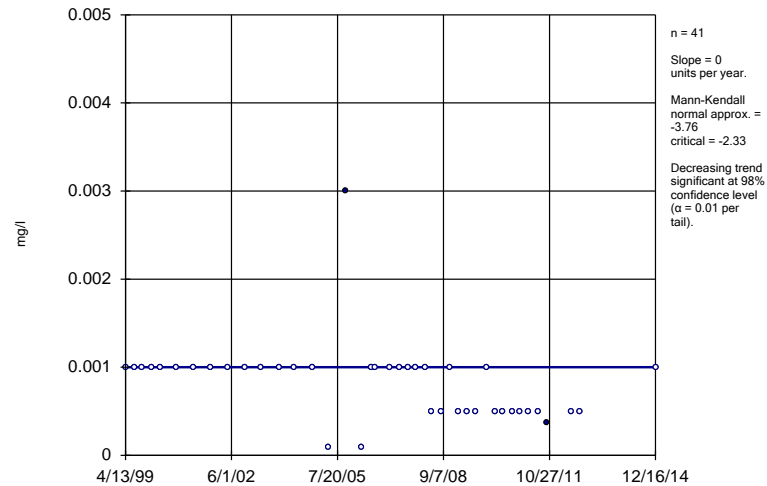
MW-2



Constituent: Beryllium Analysis Run 1/15/2015 12:25 PM
Facility: NABORS Client: SCS Engineers Data File: NABORS flat 1-13-2015

Sen's Slope Estimator

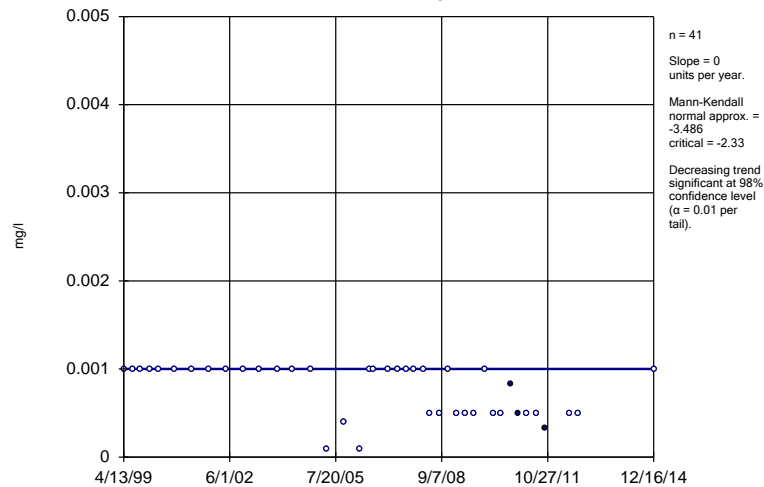
MW-3



Constituent: Beryllium Analysis Run 1/15/2015 12:25 PM
Facility: NABORS Client: SCS Engineers Data File: NABORS flat 1-13-2015

Sen's Slope Estimator

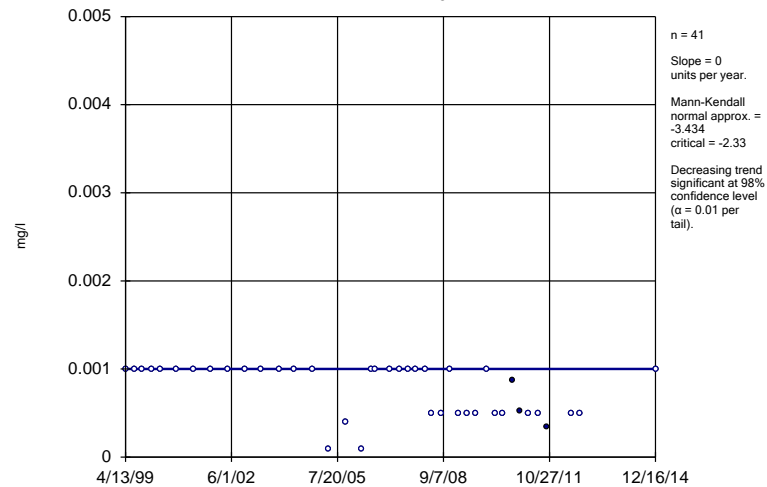
MW-5



Constituent: Beryllium Analysis Run 1/15/2015 12:25 PM
Facility: NABORS Client: SCS Engineers Data File: NABORS flat 1-13-2015

Sen's Slope Estimator

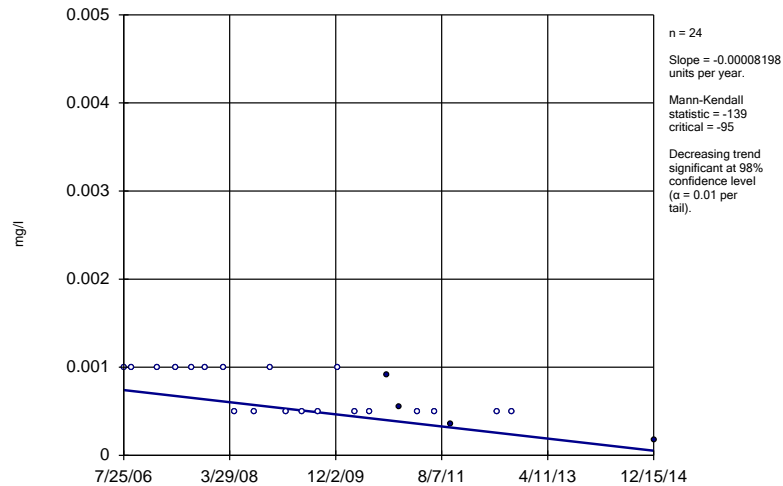
MW-6



Constituent: Beryllium Analysis Run 1/15/2015 12:25 PM
Facility: NABORS Client: SCS Engineers Data File: NABORS flat 1-13-2015

Sen's Slope Estimator

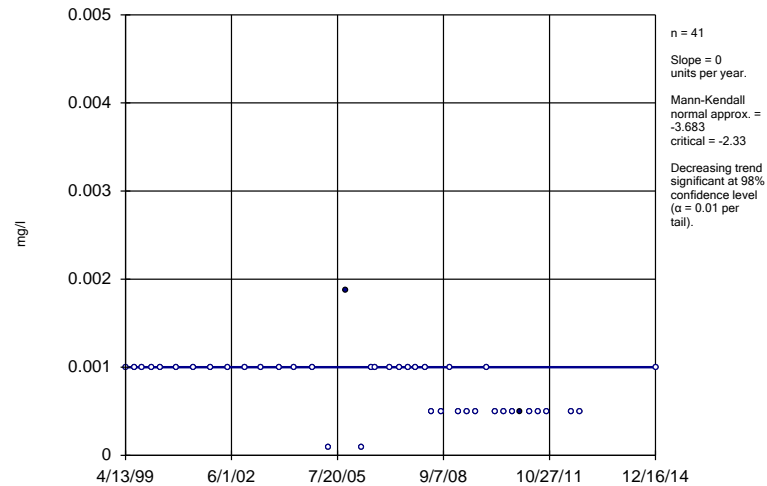
MW-633D



Constituent: Beryllium Analysis Run 1/15/2015 12:25 PM
Facility: NABORS Client: SCS Engineers Data File: NABORS flat 1-13-2015

Sen's Slope Estimator

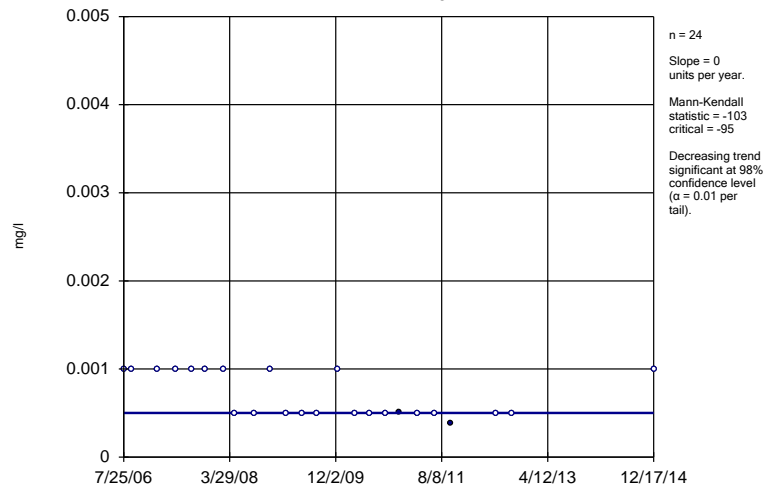
MW-7



Constituent: Beryllium Analysis Run 1/15/2015 12:25 PM
Facility: NABORS Client: SCS Engineers Data File: NABORS flat 1-13-2015

Sen's Slope Estimator

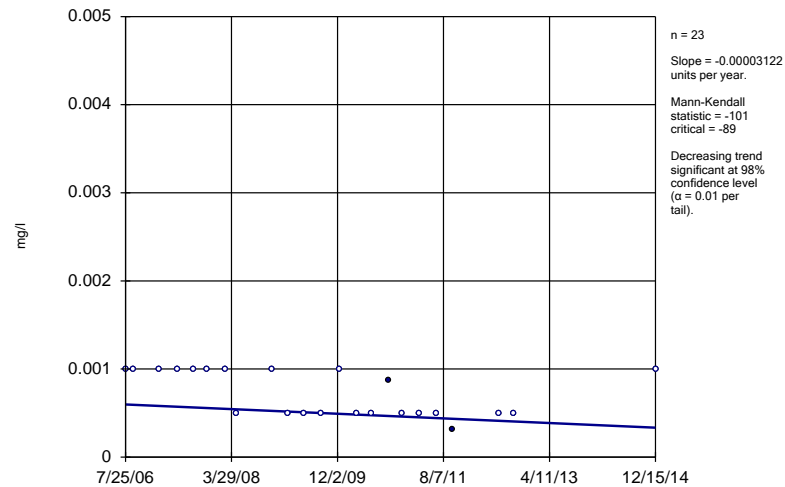
NAB-3



Constituent: Beryllium Analysis Run 1/15/2015 12:25 PM
Facility: NABORS Client: SCS Engineers Data File: NABORS flat 1-13-2015

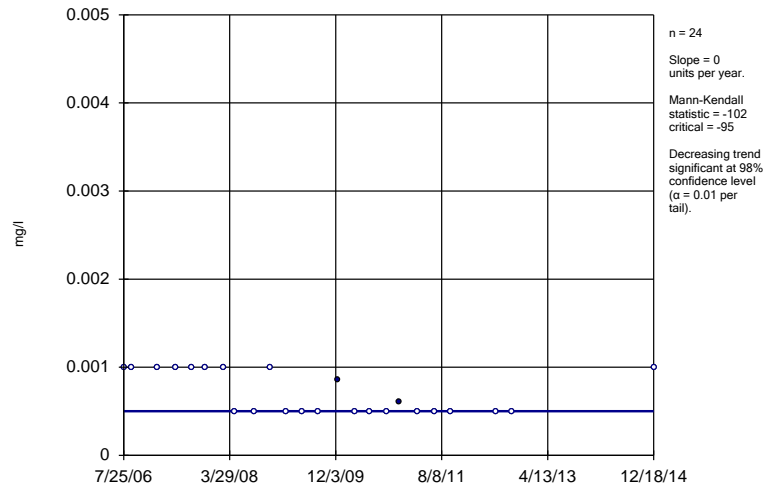
Sen's Slope Estimator

NAB-4



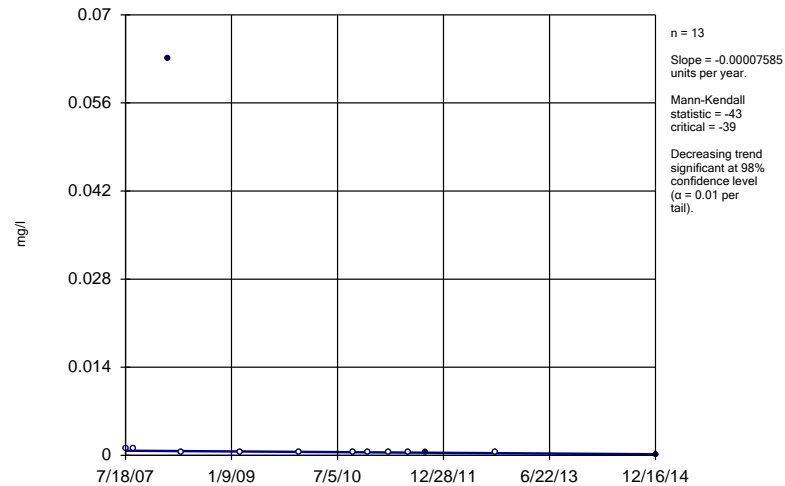
Constituent: Beryllium Analysis Run 1/15/2015 12:25 PM
Facility: NABORS Client: SCS Engineers Data File: NABORS flat 1-13-2015

Sen's Slope Estimator
NAB-7



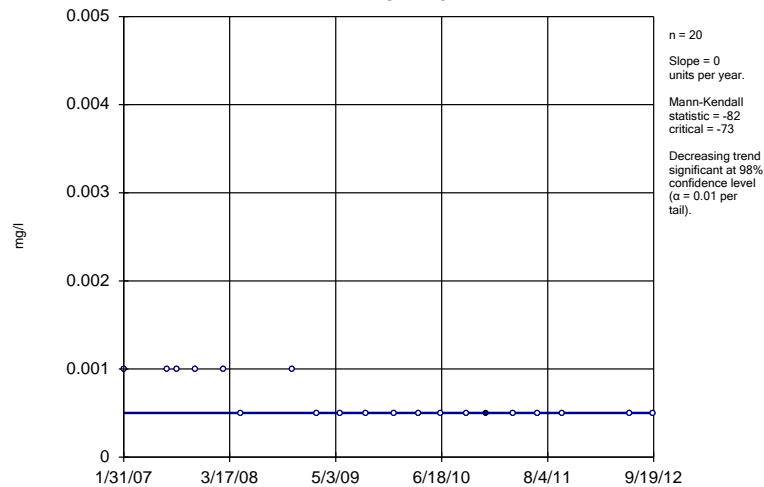
Constituent: Beryllium Analysis Run 1/15/2015 12:25 PM
Facility: NABORS Client: SCS Engineers Data File: NABORS flat 1-13-2015

Sen's Slope Estimator
SP-7



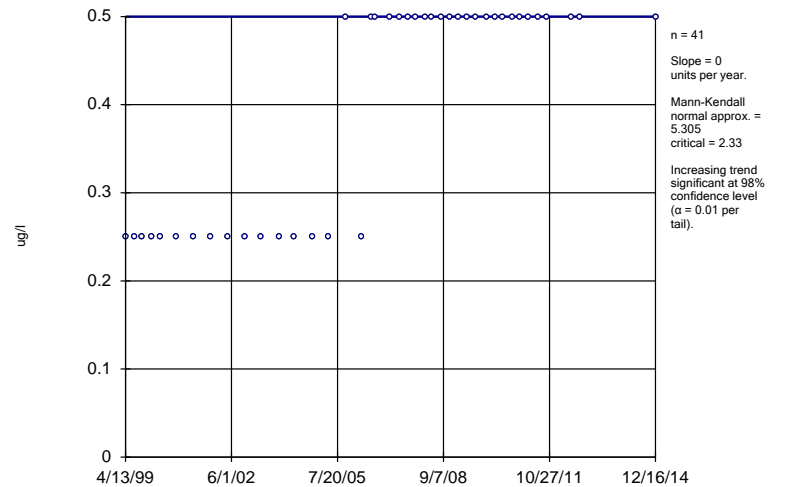
Constituent: Beryllium Analysis Run 1/15/2015 12:25 PM
Facility: NABORS Client: SCS Engineers Data File: NABORS flat 1-13-2015

Sen's Slope Estimator
SPRINGA



Constituent: Beryllium Analysis Run 1/15/2015 12:25 PM
Facility: NABORS Client: SCS Engineers Data File: NABORS flat 1-13-2015

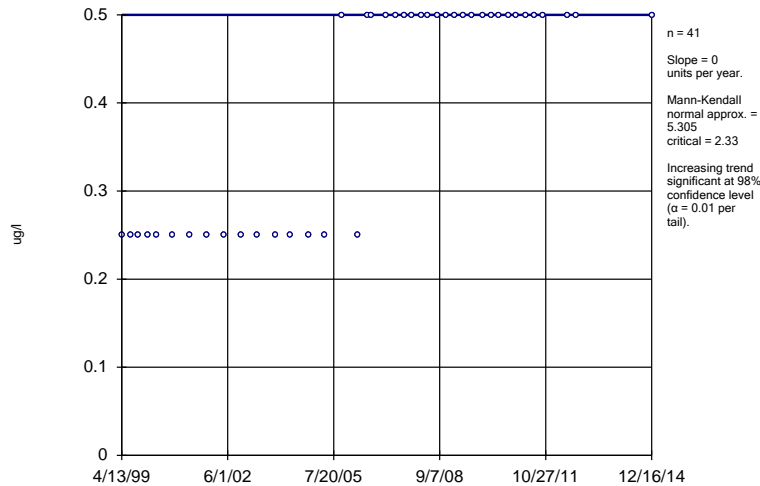
Sen's Slope Estimator
MW-4



Constituent: Bromochloromethane Analysis Run 1/15/2015 12:25 PM
Facility: NABORS Client: SCS Engineers Data File: NABORS flat 1-13-2015

Sen's Slope Estimator

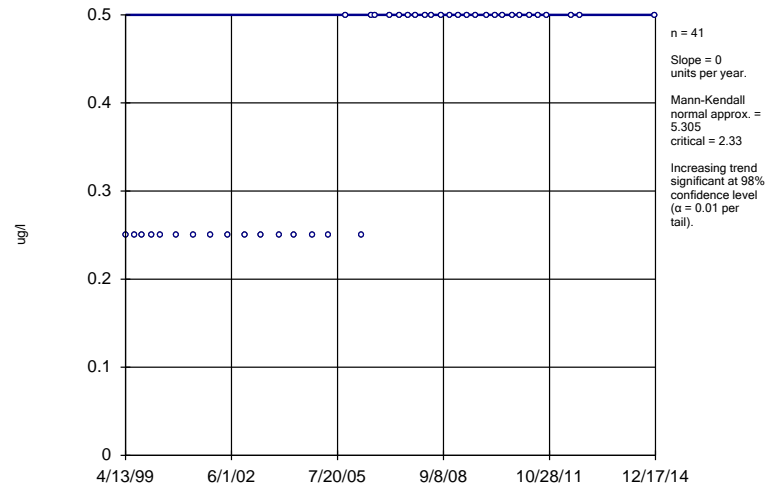
MW-1



Constituent: Bromochloromethane Analysis Run 1/15/2015 12:25 PM
Facility: NABORS Client: SCS Engineers Data File: NABORS flat 1-13-2015

Sen's Slope Estimator

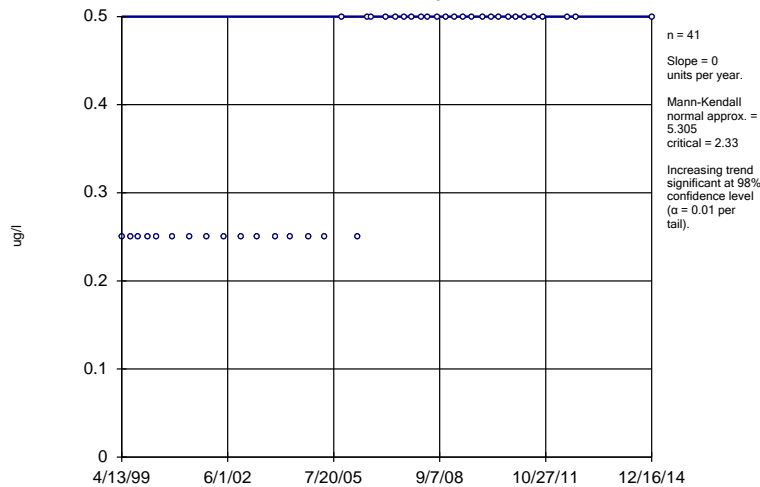
MW-2



Constituent: Bromochloromethane Analysis Run 1/15/2015 12:25 PM
Facility: NABORS Client: SCS Engineers Data File: NABORS flat 1-13-2015

Sen's Slope Estimator

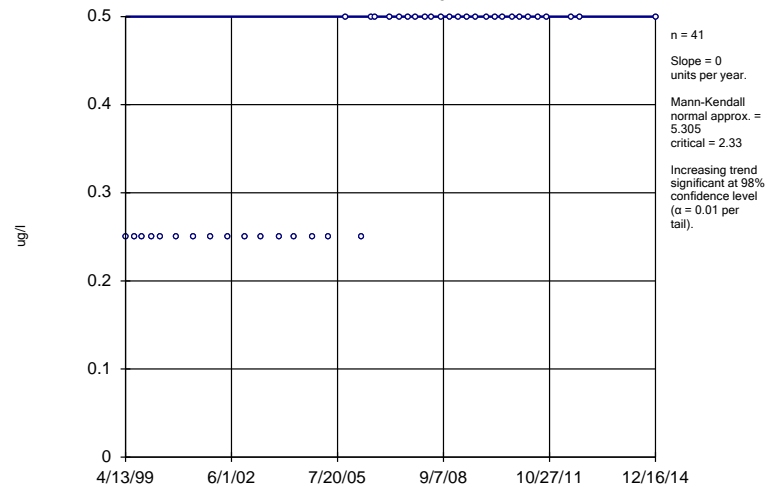
MW-3



Constituent: Bromochloromethane Analysis Run 1/15/2015 12:26 PM
Facility: NABORS Client: SCS Engineers Data File: NABORS flat 1-13-2015

Sen's Slope Estimator

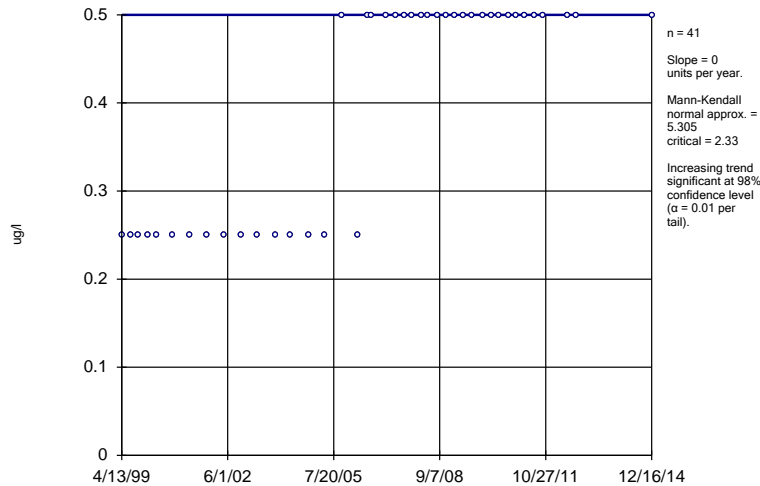
MW-5



Constituent: Bromochloromethane Analysis Run 1/15/2015 12:26 PM
Facility: NABORS Client: SCS Engineers Data File: NABORS flat 1-13-2015

Sen's Slope Estimator

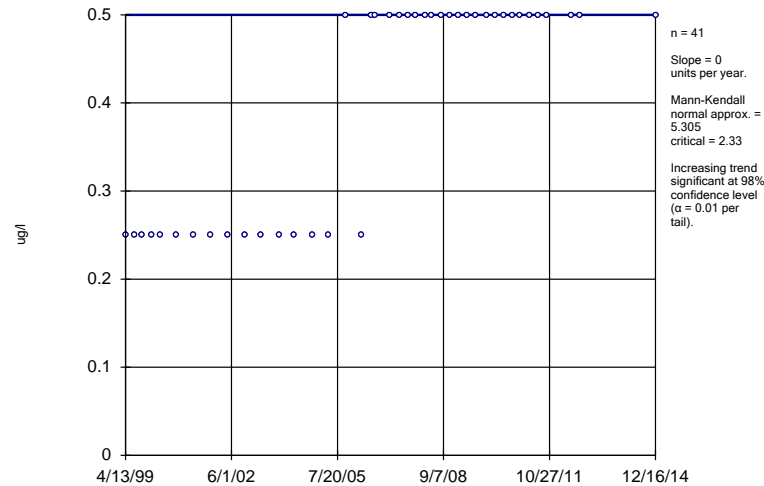
MW-6



Constituent: Bromochloromethane Analysis Run 1/15/2015 12:26 PM
Facility: NABORS Client: SCS Engineers Data File: NABORS flat 1-13-2015

Sen's Slope Estimator

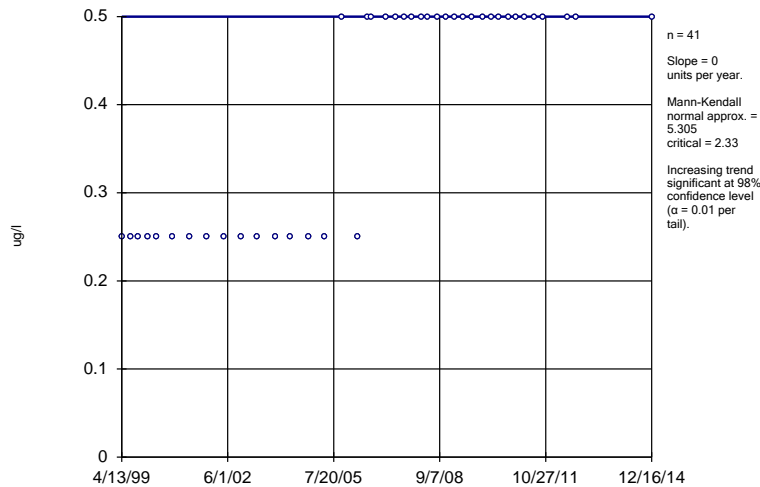
MW-7



Constituent: Bromochloromethane Analysis Run 1/15/2015 12:26 PM
Facility: NABORS Client: SCS Engineers Data File: NABORS flat 1-13-2015

Sen's Slope Estimator

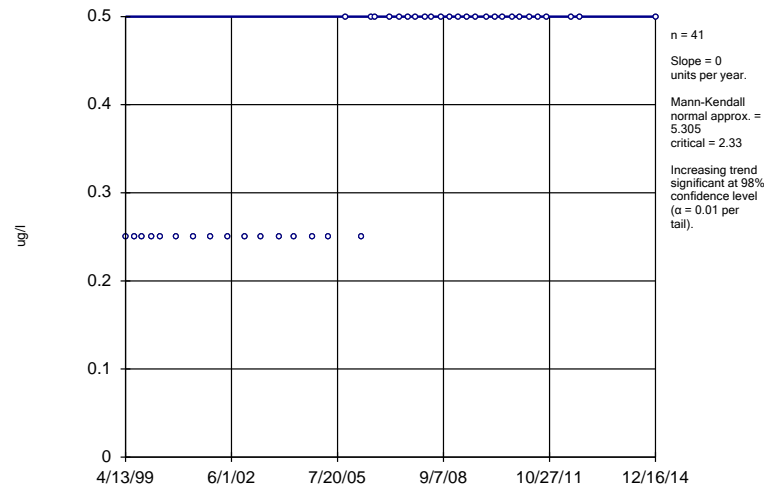
MW-4



Constituent: Bromodichloromethane Analysis Run 1/15/2015 12:26 PM
Facility: NABORS Client: SCS Engineers Data File: NABORS flat 1-13-2015

Sen's Slope Estimator

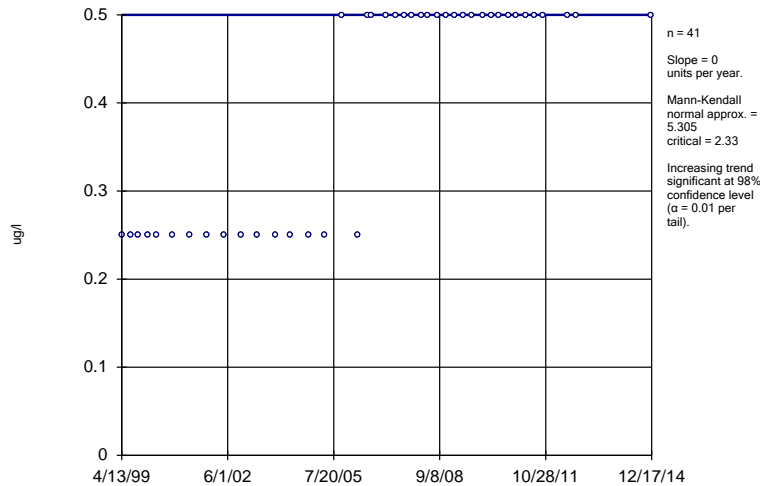
MW-1



Constituent: Bromodichloromethane Analysis Run 1/15/2015 12:26 PM
Facility: NABORS Client: SCS Engineers Data File: NABORS flat 1-13-2015

Sen's Slope Estimator

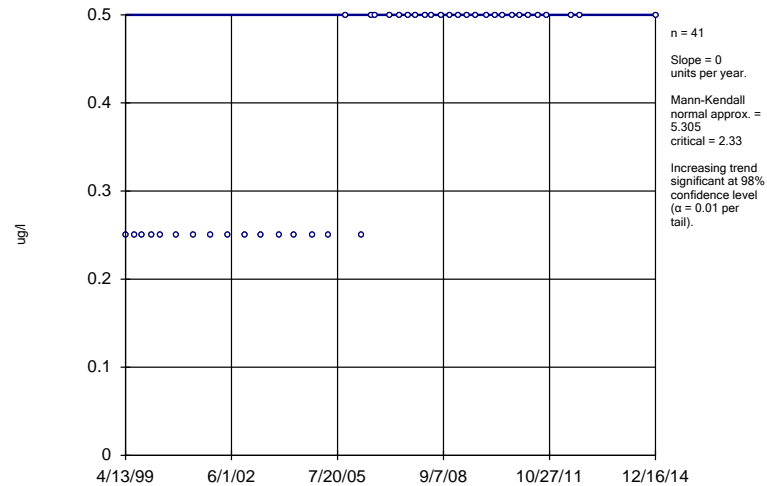
MW-2



Constituent: Bromodichloromethane Analysis Run 1/15/2015 12:26 PM
Facility: NABORS Client: SCS Engineers Data File: NABORS flat 1-13-2015

Sen's Slope Estimator

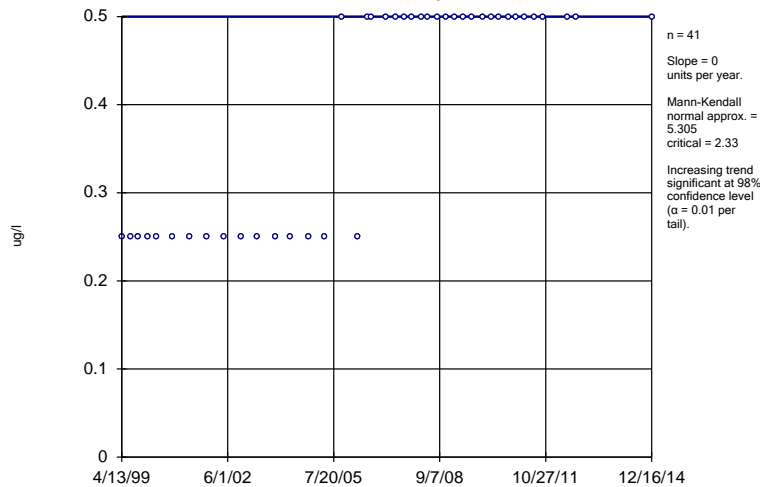
MW-3



Constituent: Bromodichloromethane Analysis Run 1/15/2015 12:26 PM
Facility: NABORS Client: SCS Engineers Data File: NABORS flat 1-13-2015

Sen's Slope Estimator

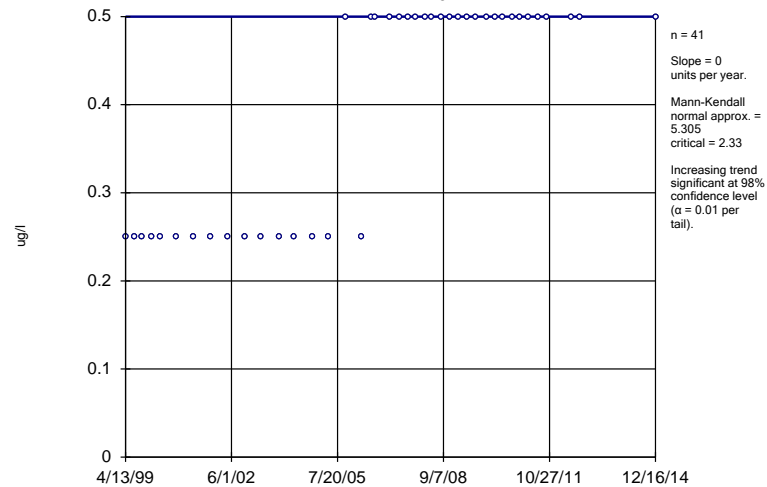
MW-5



Constituent: Bromodichloromethane Analysis Run 1/15/2015 12:26 PM
Facility: NABORS Client: SCS Engineers Data File: NABORS flat 1-13-2015

Sen's Slope Estimator

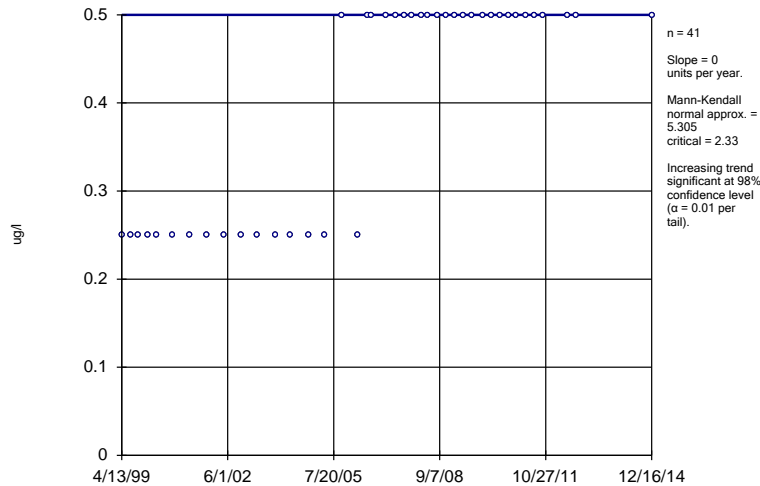
MW-6



Constituent: Bromodichloromethane Analysis Run 1/15/2015 12:26 PM
Facility: NABORS Client: SCS Engineers Data File: NABORS flat 1-13-2015

Sen's Slope Estimator

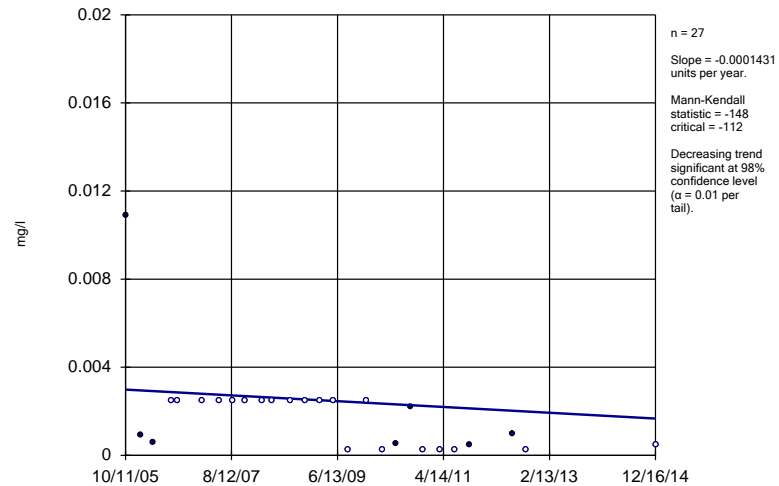
MW-7



Constituent: Bromodichloromethane Analysis Run 1/15/2015 12:26 PM
Facility: NABORS Client: SCS Engineers Data File: NABORS flat 1-13-2015

Sen's Slope Estimator

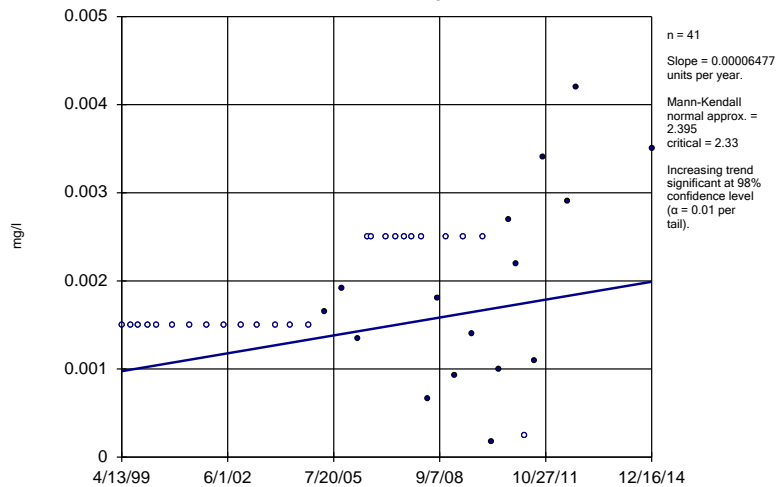
CAO-1



Constituent: Cadmium Analysis Run 1/15/2015 12:27 PM
Facility: NABORS Client: SCS Engineers Data File: NABORS flat 1-13-2015

Sen's Slope Estimator

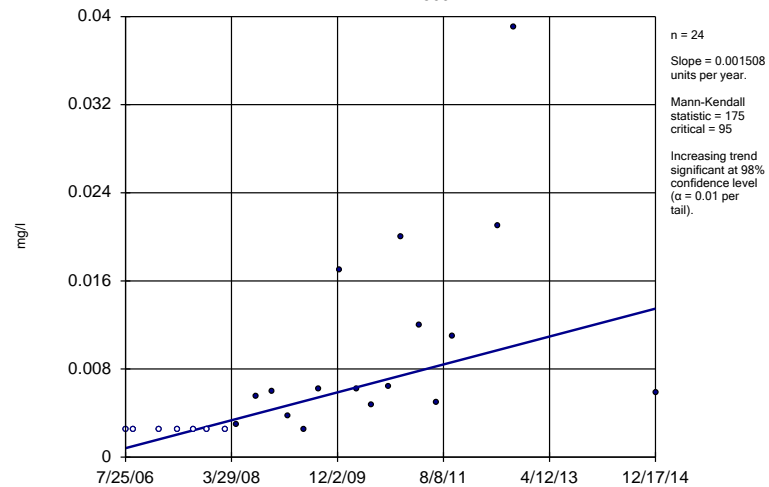
MW-3



Constituent: Cadmium Analysis Run 1/15/2015 12:27 PM
Facility: NABORS Client: SCS Engineers Data File: NABORS flat 1-13-2015

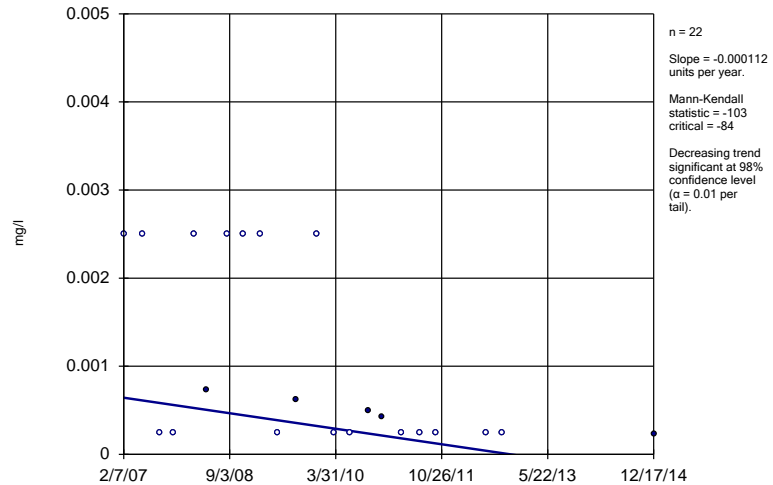
Sen's Slope Estimator

MW-509D



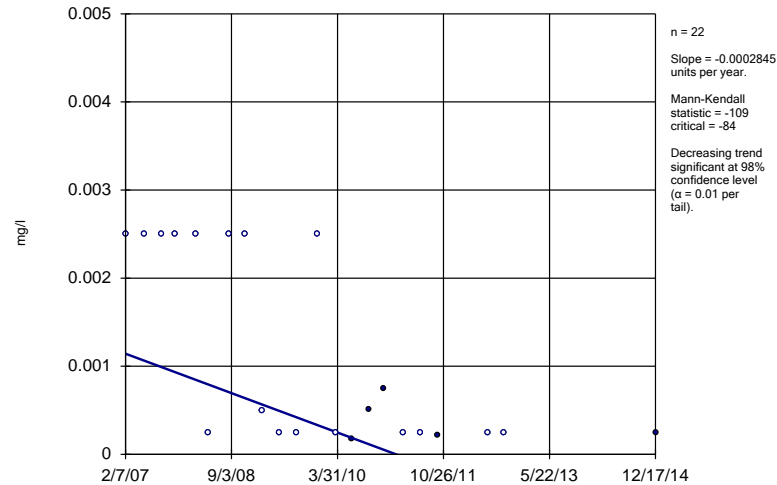
Constituent: Cadmium Analysis Run 1/15/2015 12:27 PM
Facility: NABORS Client: SCS Engineers Data File: NABORS flat 1-13-2015

Sen's Slope Estimator
MW-577



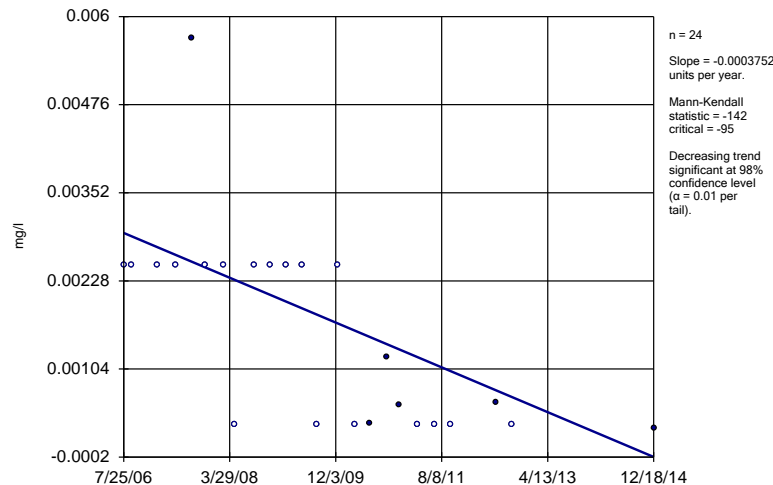
Constituent: Cadmium Analysis Run 1/15/2015 12:27 PM
Facility: NABORS Client: SCS Engineers Data File: NABORS flat 1-13-2015

Sen's Slope Estimator
MW-689D



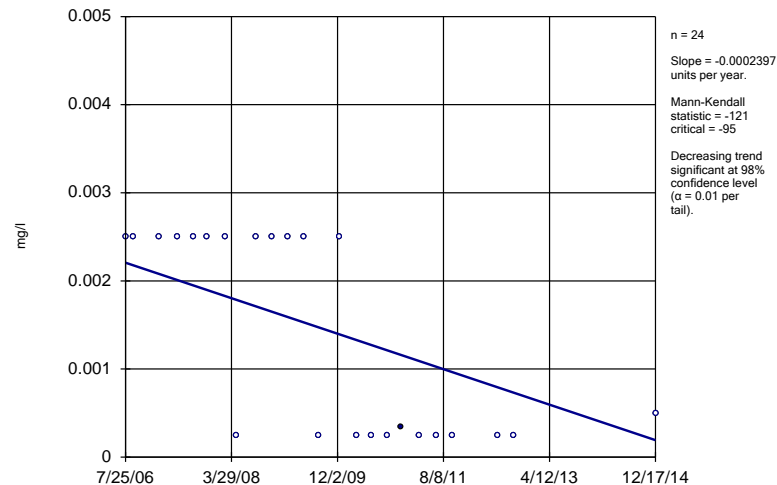
Constituent: Cadmium Analysis Run 1/15/2015 12:27 PM
Facility: NABORS Client: SCS Engineers Data File: NABORS flat 1-13-2015

Sen's Slope Estimator
NAB-1



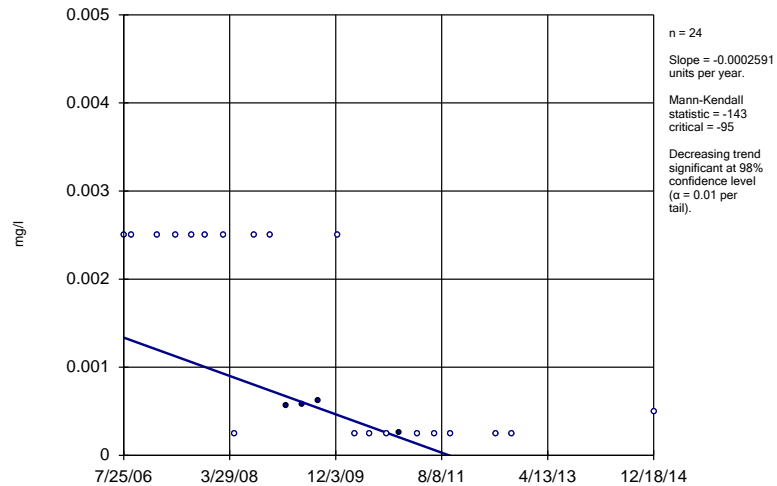
Constituent: Cadmium Analysis Run 1/15/2015 12:27 PM
Facility: NABORS Client: SCS Engineers Data File: NABORS flat 1-13-2015

Sen's Slope Estimator
NAB-2



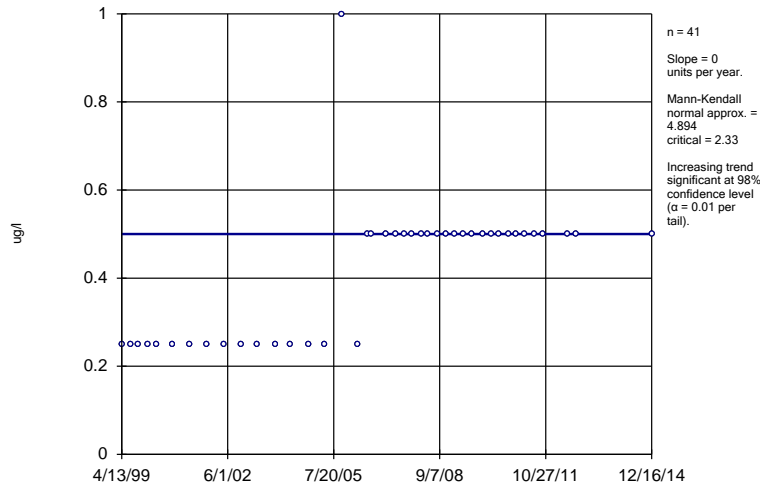
Constituent: Cadmium Analysis Run 1/15/2015 12:27 PM
Facility: NABORS Client: SCS Engineers Data File: NABORS flat 1-13-2015

Sen's Slope Estimator
NAB-7



Sen's Slope Estimator

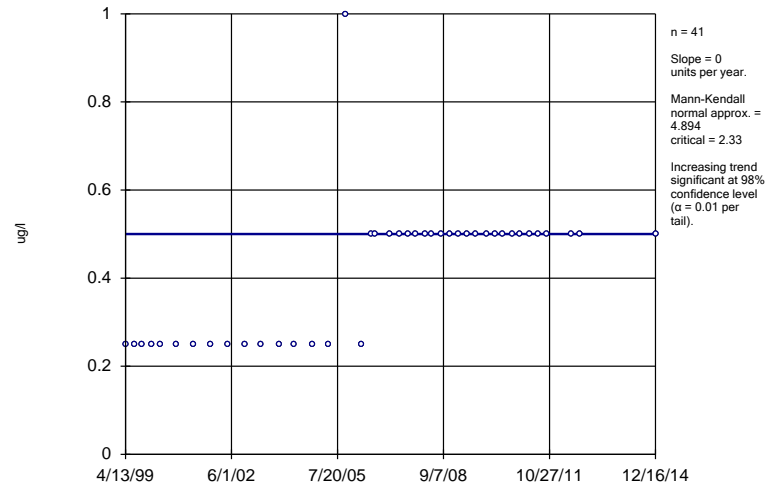
MW-4



Constituent: Carbon tetrachloride Analysis Run 1/15/2015 12:28 PM
Facility: NABORS Client: SCS Engineers Data File: NABORS flat 1-13-2015

Sen's Slope Estimator

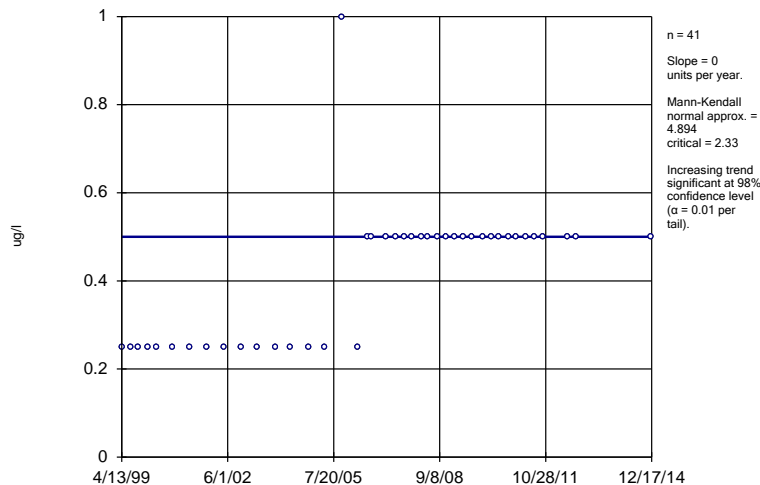
MW-1



Constituent: Carbon tetrachloride Analysis Run 1/15/2015 12:28 PM
Facility: NABORS Client: SCS Engineers Data File: NABORS flat 1-13-2015

Sen's Slope Estimator

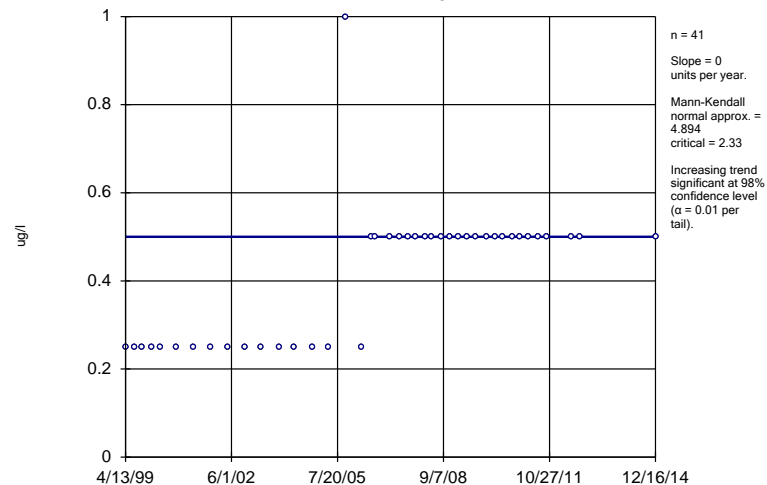
MW-2



Constituent: Carbon tetrachloride Analysis Run 1/15/2015 12:28 PM
Facility: NABORS Client: SCS Engineers Data File: NABORS flat 1-13-2015

Sen's Slope Estimator

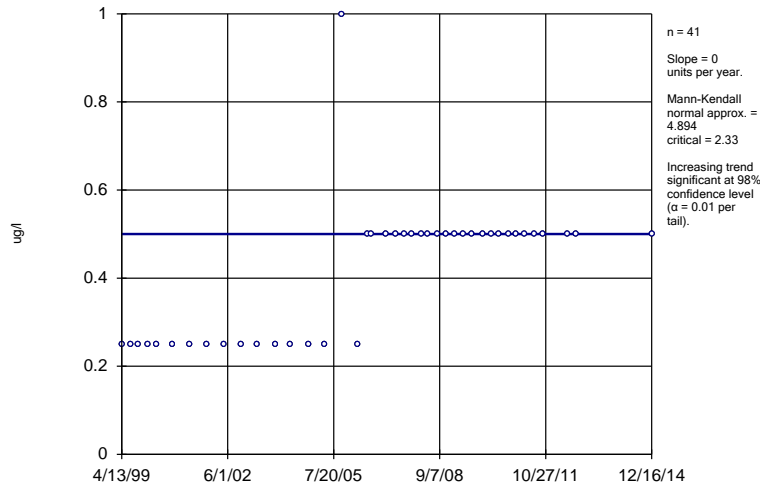
MW-3



Constituent: Carbon tetrachloride Analysis Run 1/15/2015 12:28 PM
Facility: NABORS Client: SCS Engineers Data File: NABORS flat 1-13-2015

Sen's Slope Estimator

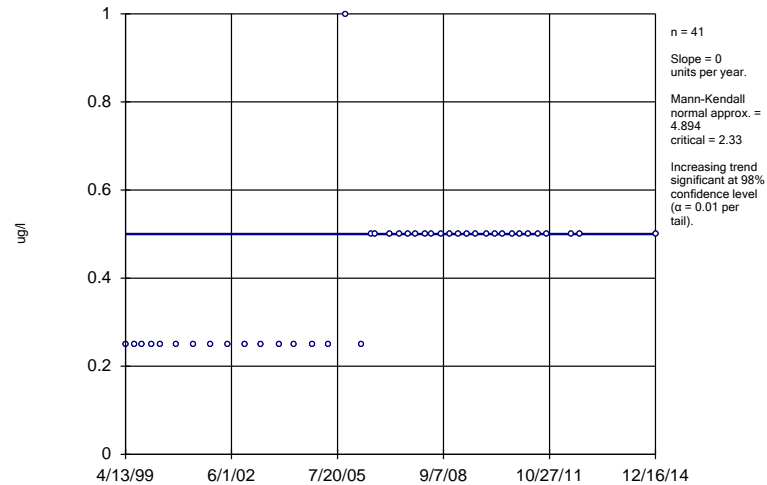
MW-5



Constituent: Carbon tetrachloride Analysis Run 1/15/2015 12:28 PM
Facility: NABORS Client: SCS Engineers Data File: NABORS flat 1-13-2015

Sen's Slope Estimator

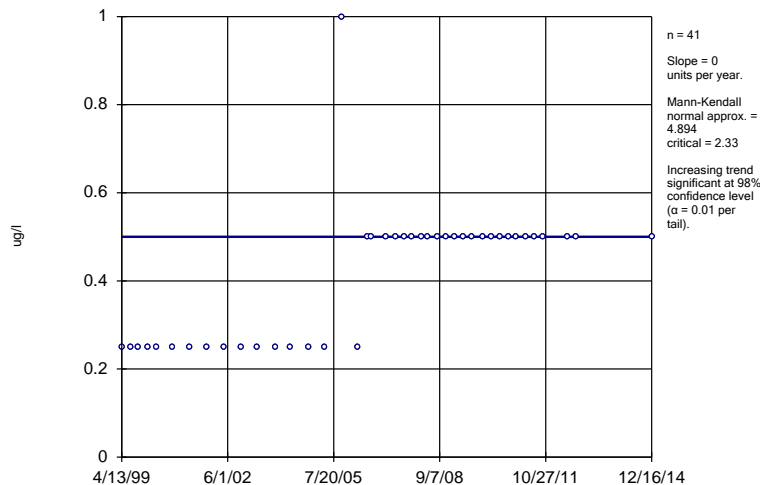
MW-6



Constituent: Carbon tetrachloride Analysis Run 1/15/2015 12:28 PM
Facility: NABORS Client: SCS Engineers Data File: NABORS flat 1-13-2015

Sen's Slope Estimator

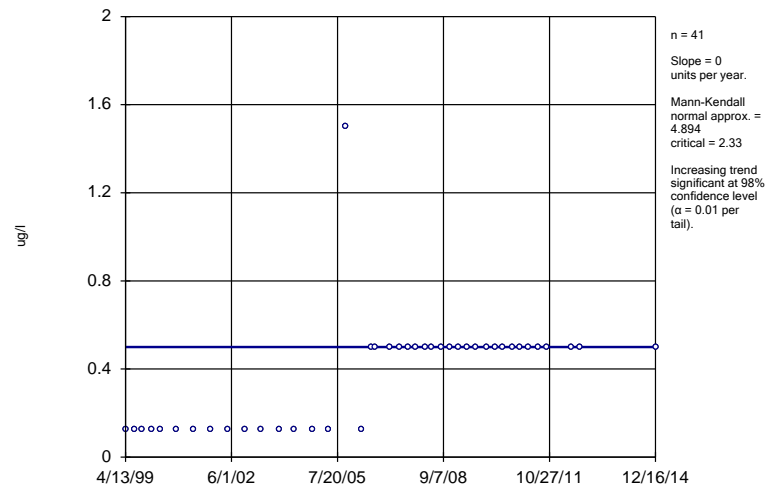
MW-7



Constituent: Carbon tetrachloride Analysis Run 1/15/2015 12:28 PM
Facility: NABORS Client: SCS Engineers Data File: NABORS flat 1-13-2015

Sen's Slope Estimator

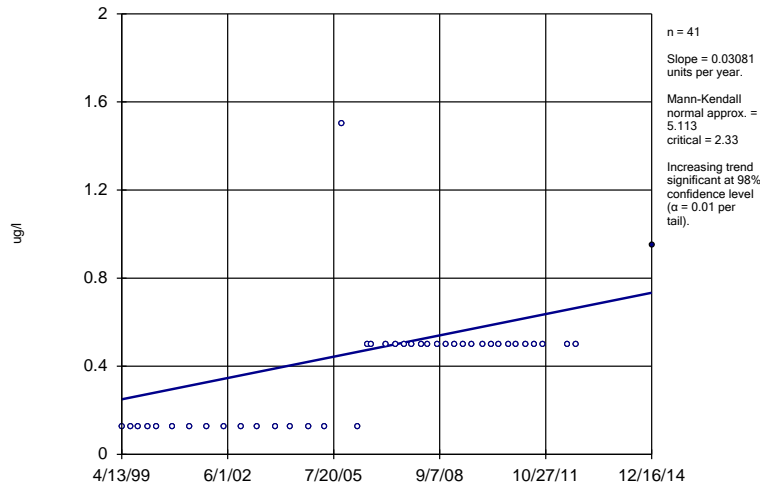
MW-4



Constituent: Chlorobenzene Analysis Run 1/15/2015 12:29 PM
Facility: NABORS Client: SCS Engineers Data File: NABORS flat 1-13-2015

Sen's Slope Estimator

MW-1

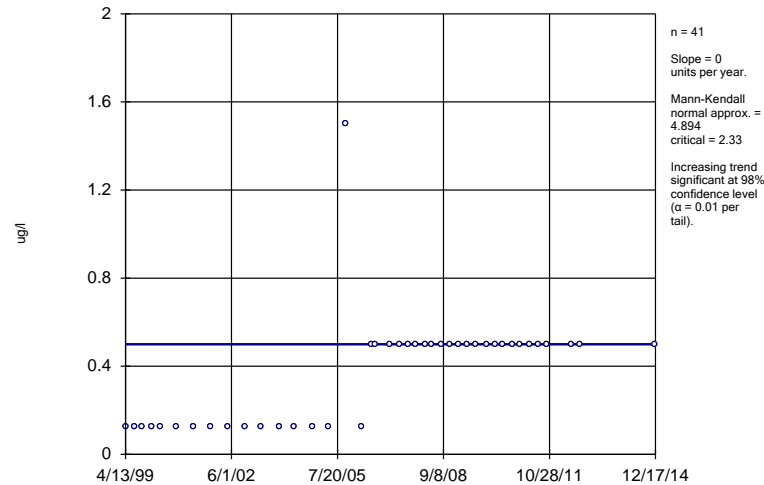


Constituent: Chlorobenzene Analysis Run 1/15/2015 12:29 PM

Facility: NABORS Client: SCS Engineers Data File: NABORS flat 1-13-2015

Sen's Slope Estimator

MW-2

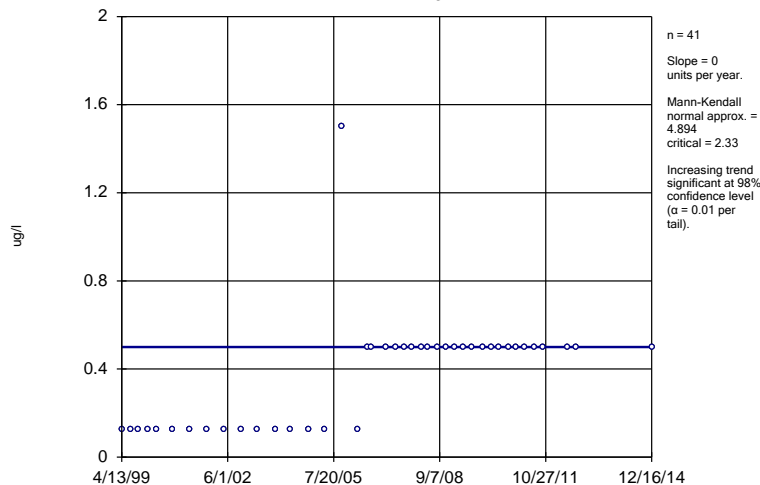


Constituent: Chlorobenzene Analysis Run 1/15/2015 12:29 PM

Facility: NABORS Client: SCS Engineers Data File: NABORS flat 1-13-2015

Sen's Slope Estimator

MW-3

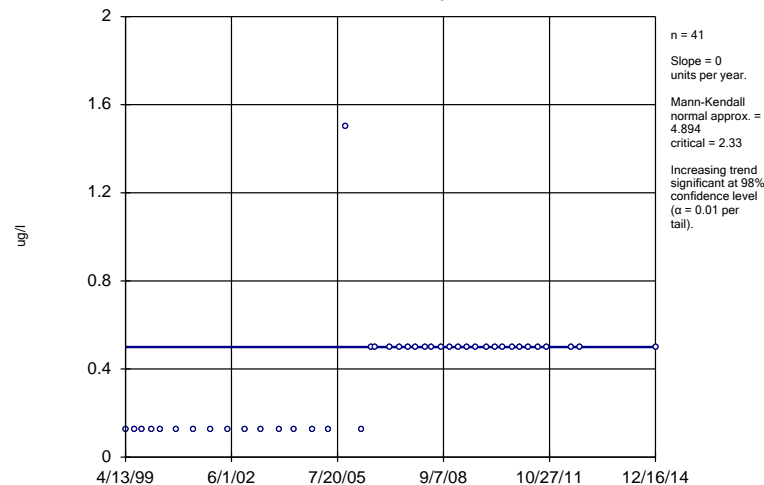


Constituent: Chlorobenzene Analysis Run 1/15/2015 12:29 PM

Facility: NABORS Client: SCS Engineers Data File: NABORS flat 1-13-2015

Sen's Slope Estimator

MW-5

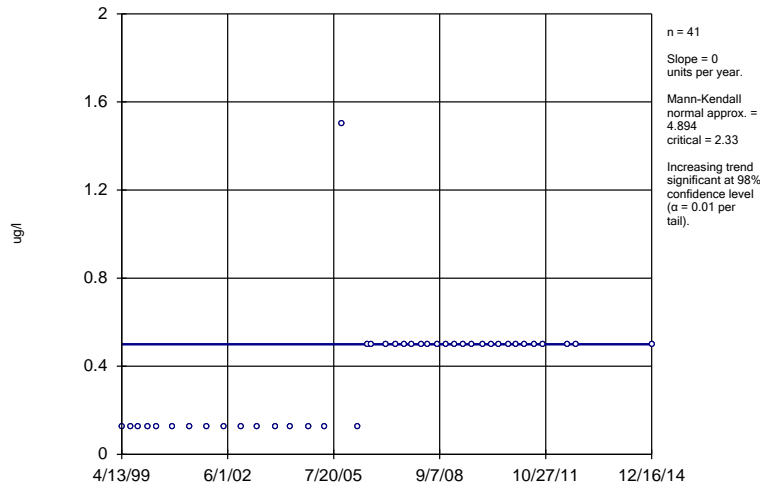


Constituent: Chlorobenzene Analysis Run 1/15/2015 12:29 PM

Facility: NABORS Client: SCS Engineers Data File: NABORS flat 1-13-2015

Sen's Slope Estimator

MW-6

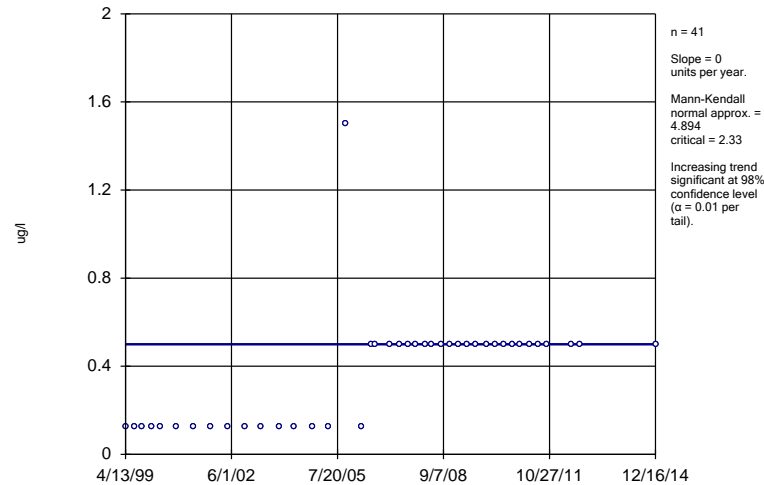


Constituent: Chlorobenzene Analysis Run 1/15/2015 12:29 PM

Facility: NABORS Client: SCS Engineers Data File: NABORS flat 1-13-2015

Sen's Slope Estimator

MW-7

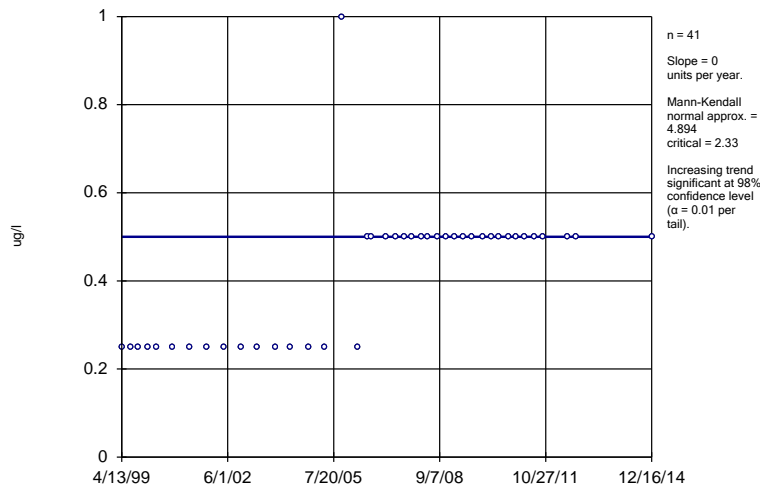


Constituent: Chlorobenzene Analysis Run 1/15/2015 12:29 PM

Facility: NABORS Client: SCS Engineers Data File: NABORS flat 1-13-2015

Sen's Slope Estimator

MW-4

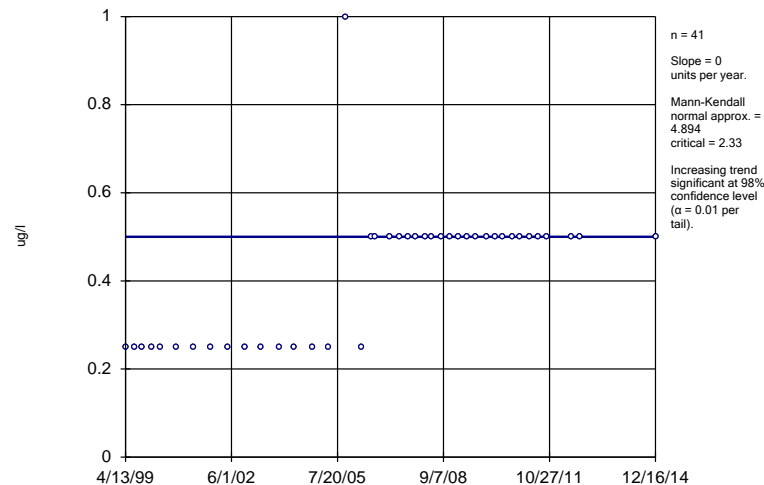


Constituent: Chlorodibromomethane Analysis Run 1/15/2015 12:29 PM

Facility: NABORS Client: SCS Engineers Data File: NABORS flat 1-13-2015

Sen's Slope Estimator

MW-1

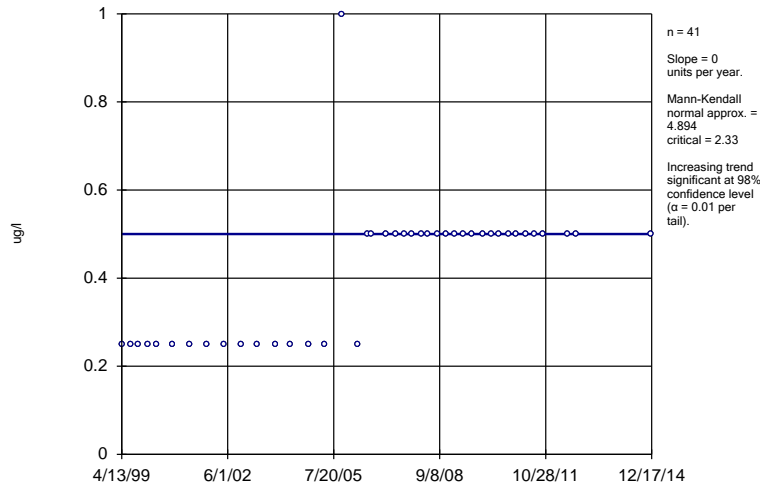


Constituent: Chlorodibromomethane Analysis Run 1/15/2015 12:29 PM

Facility: NABORS Client: SCS Engineers Data File: NABORS flat 1-13-2015

Sen's Slope Estimator

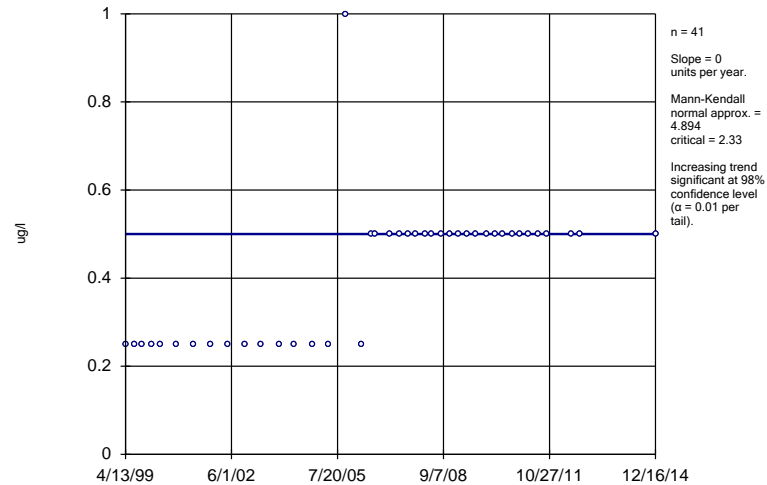
MW-2



Constituent: Chlorodibromomethane Analysis Run 1/15/2015 12:30 PM
Facility: NABORS Client: SCS Engineers Data File: NABORS flat 1-13-2015

Sen's Slope Estimator

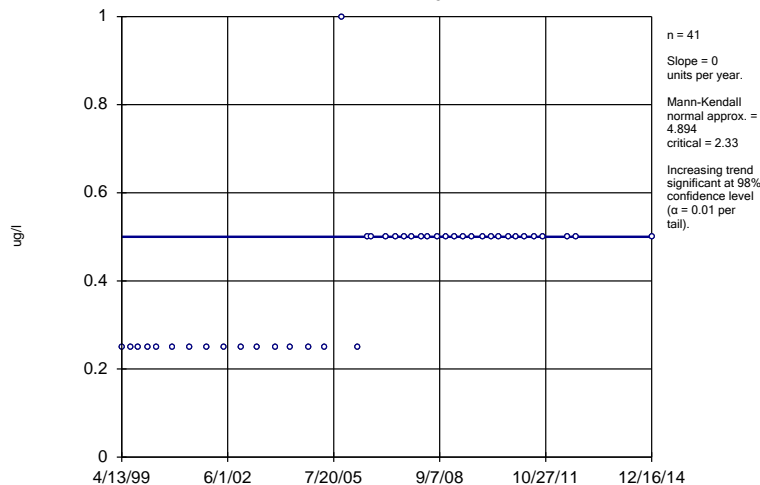
MW-3



Constituent: Chlorodibromomethane Analysis Run 1/15/2015 12:30 PM
Facility: NABORS Client: SCS Engineers Data File: NABORS flat 1-13-2015

Sen's Slope Estimator

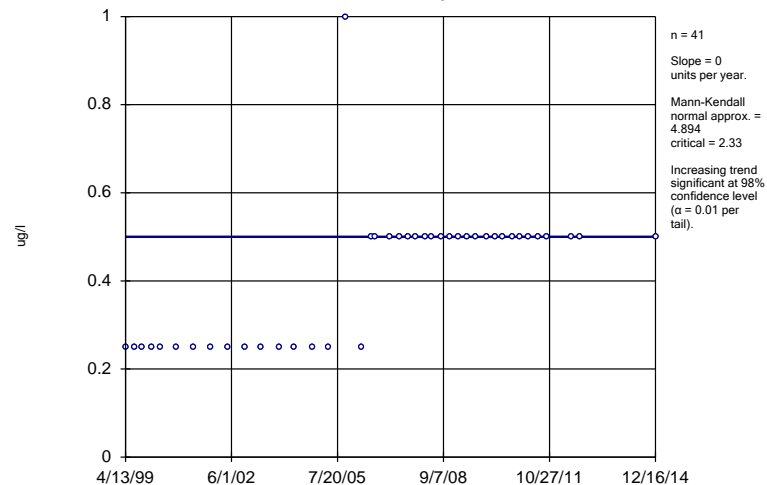
MW-5



Constituent: Chlorodibromomethane Analysis Run 1/15/2015 12:30 PM
Facility: NABORS Client: SCS Engineers Data File: NABORS flat 1-13-2015

Sen's Slope Estimator

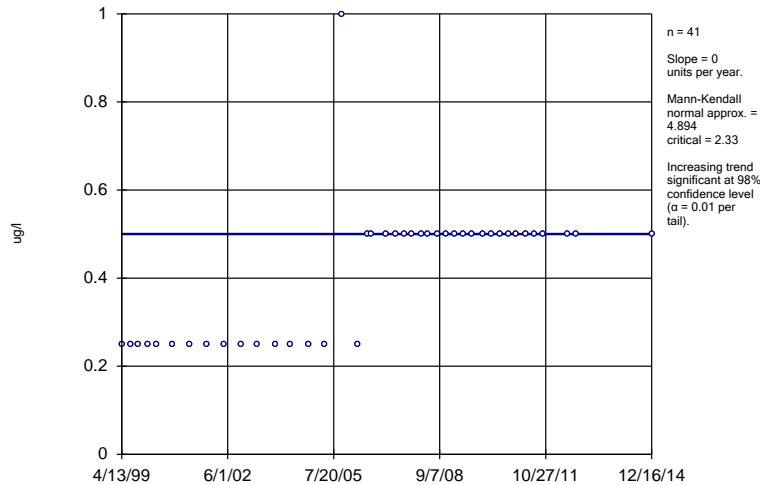
MW-6



Constituent: Chlorodibromomethane Analysis Run 1/15/2015 12:30 PM
Facility: NABORS Client: SCS Engineers Data File: NABORS flat 1-13-2015

Sen's Slope Estimator

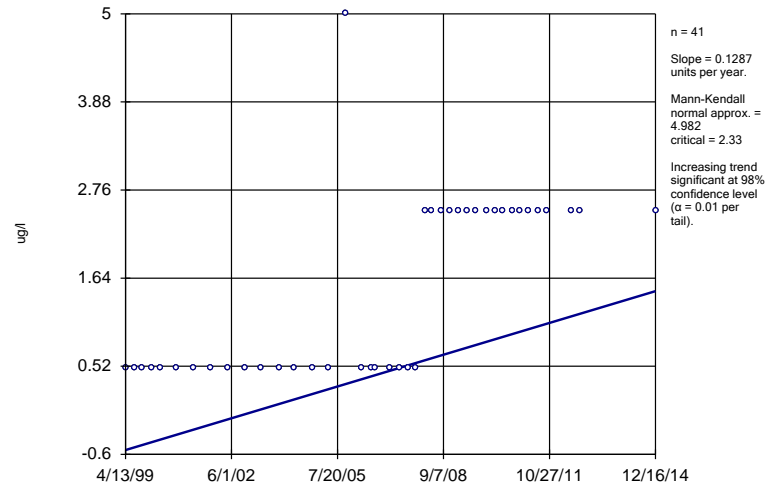
MW-7



Constituent: Chlorodibromomethane Analysis Run 1/15/2015 12:30 PM
Facility: NABORS Client: SCS Engineers Data File: NABORS flat 1-13-2015

Sen's Slope Estimator

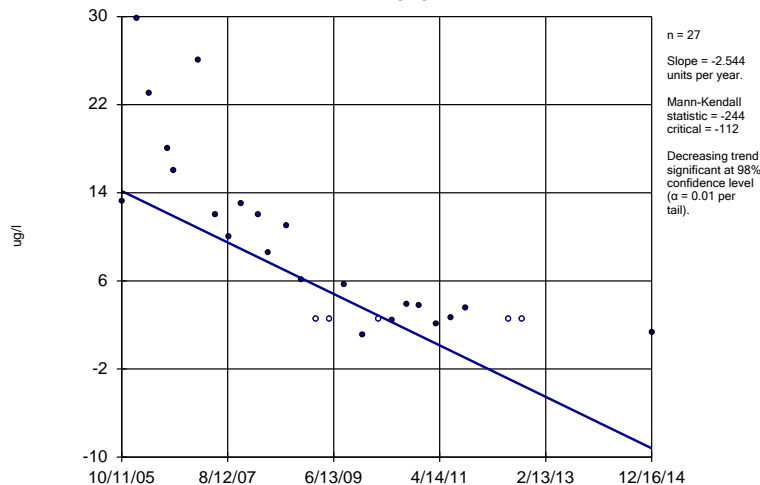
MW-4



Constituent: Chloroethane Analysis Run 1/15/2015 12:30 PM
Facility: NABORS Client: SCS Engineers Data File: NABORS flat 1-13-2015

Sen's Slope Estimator

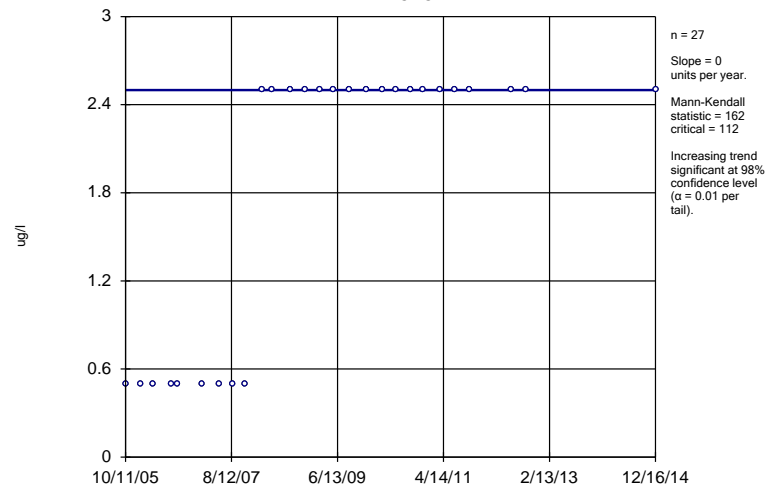
CAO-1



Constituent: Chloroethane Analysis Run 1/15/2015 12:30 PM
Facility: NABORS Client: SCS Engineers Data File: NABORS flat 1-13-2015

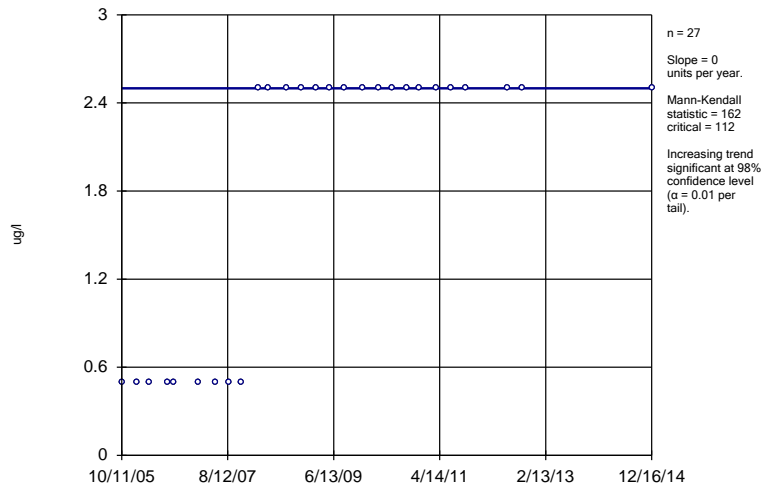
Sen's Slope Estimator

CAO-2



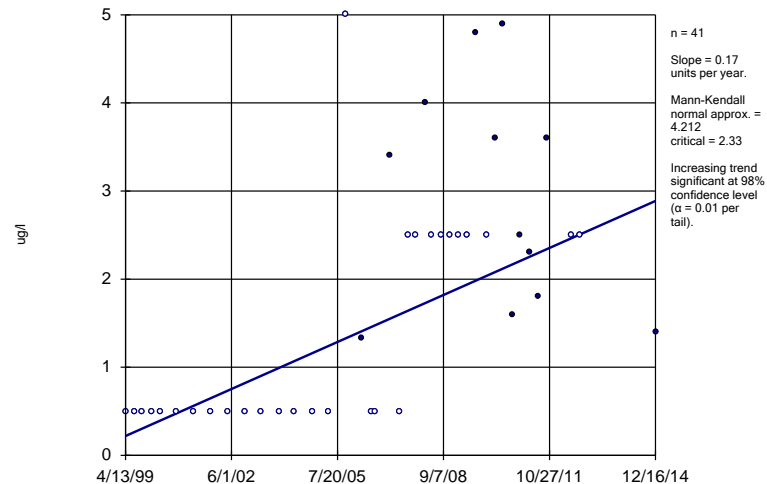
Constituent: Chloroethane Analysis Run 1/15/2015 12:30 PM
Facility: NABORS Client: SCS Engineers Data File: NABORS flat 1-13-2015

Sen's Slope Estimator CAO-3



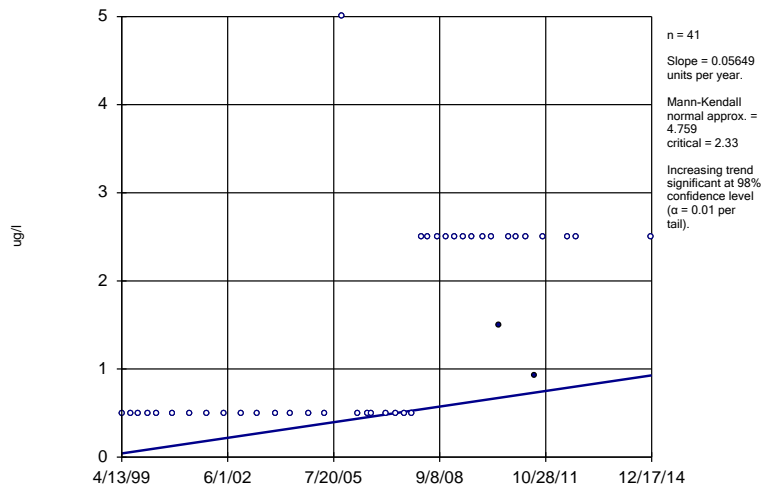
Constituent: Chloroethane Analysis Run 1/15/2015 12:30 PM
Facility: NABORS Client: SCS Engineers Data File: NABORS flat 1-13-2015

Sen's Slope Estimator MW-1



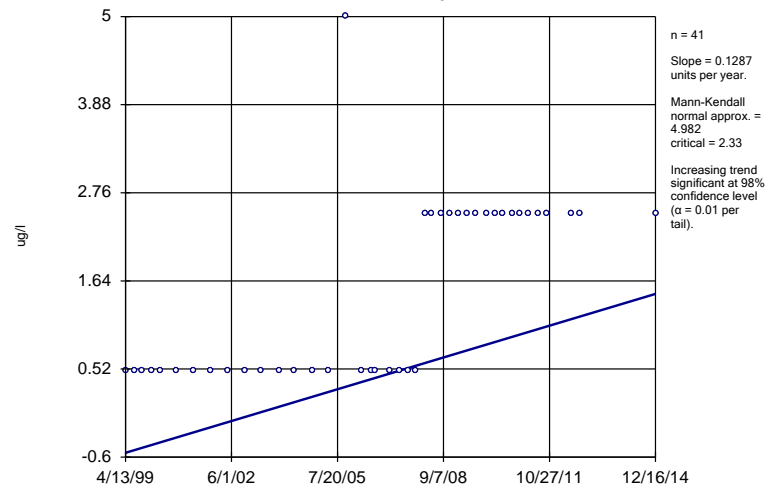
Constituent: Chloroethane Analysis Run 1/15/2015 12:30 PM
Facility: NABORS Client: SCS Engineers Data File: NABORS flat 1-13-2015

Sen's Slope Estimator MW-2



Constituent: Chloroethane Analysis Run 1/15/2015 12:30 PM
Facility: NABORS Client: SCS Engineers Data File: NABORS flat 1-13-2015

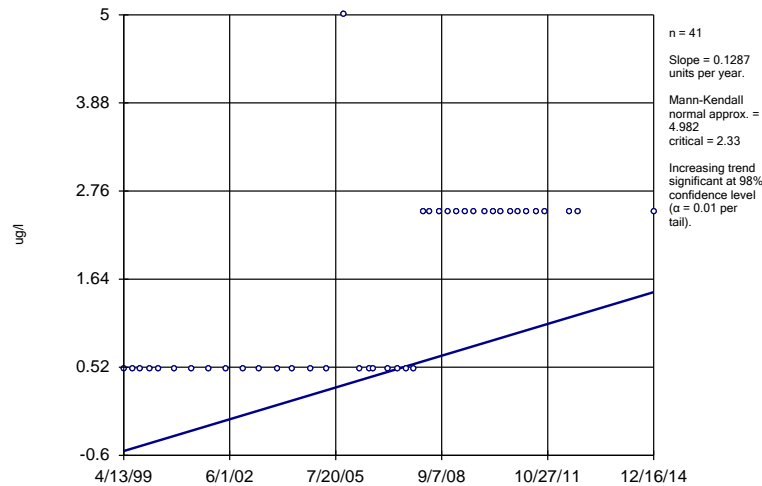
Sen's Slope Estimator MW-3



Constituent: Chloroethane Analysis Run 1/15/2015 12:30 PM
Facility: NABORS Client: SCS Engineers Data File: NABORS flat 1-13-2015

Sen's Slope Estimator

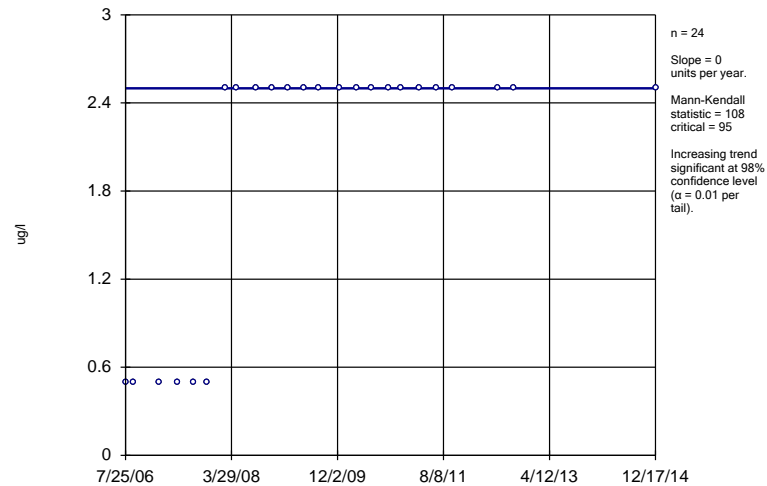
MW-5



Constituent: Chloroethane Analysis Run 1/15/2015 12:30 PM
Facility: NABORS Client: SCS Engineers Data File: NABORS flat 1-13-2015

Sen's Slope Estimator

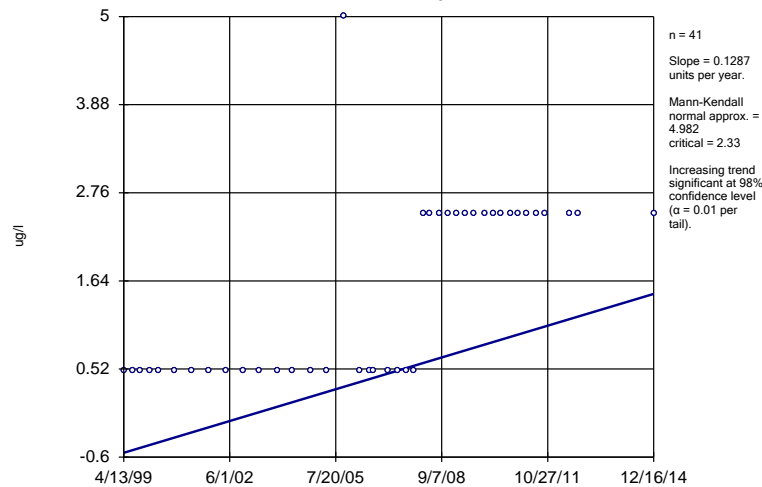
MW-509D



Constituent: Chloroethane Analysis Run 1/15/2015 12:30 PM
Facility: NABORS Client: SCS Engineers Data File: NABORS flat 1-13-2015

Sen's Slope Estimator

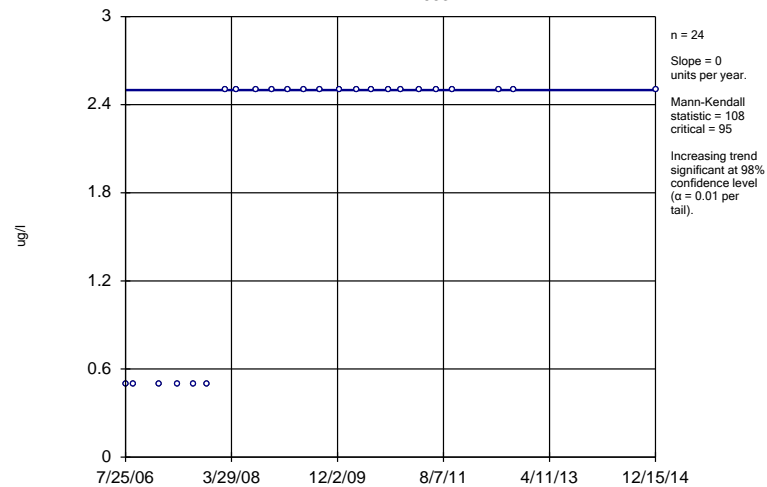
MW-6



Constituent: Chloroethane Analysis Run 1/15/2015 12:30 PM
Facility: NABORS Client: SCS Engineers Data File: NABORS flat 1-13-2015

Sen's Slope Estimator

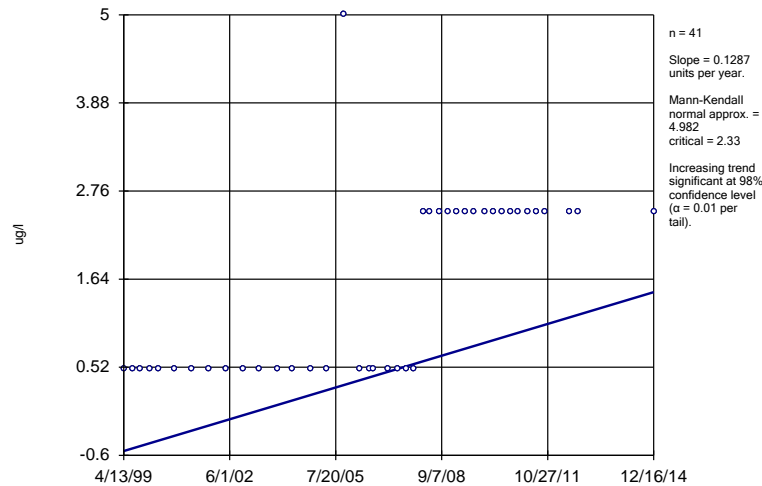
MW-633D



Constituent: Chloroethane Analysis Run 1/15/2015 12:30 PM
Facility: NABORS Client: SCS Engineers Data File: NABORS flat 1-13-2015

Sen's Slope Estimator

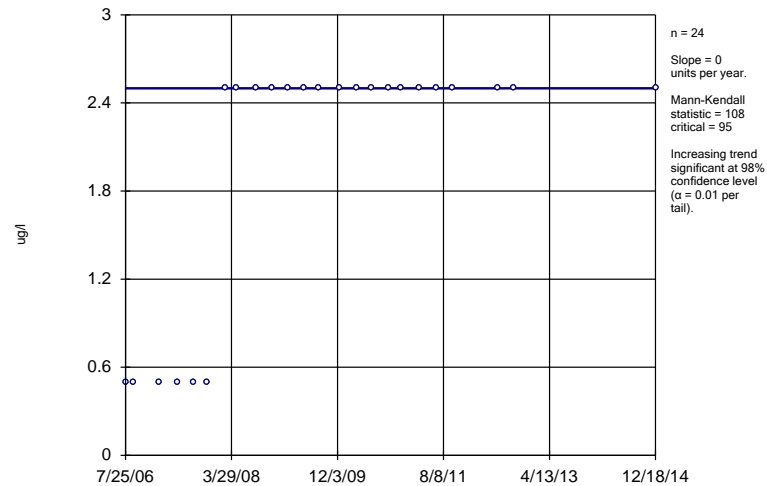
MW-7



Constituent: Chloroethane Analysis Run 1/15/2015 12:30 PM
Facility: NABORS Client: SCS Engineers Data File: NABORS flat 1-13-2015

Sen's Slope Estimator

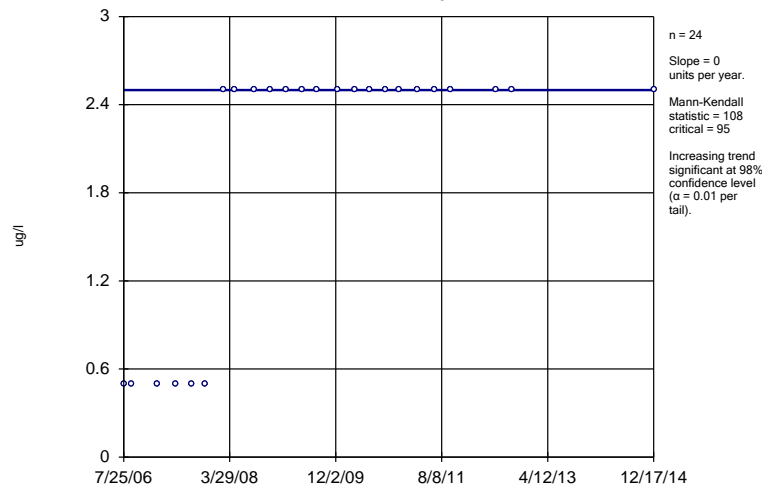
NAB-1



Constituent: Chloroethane Analysis Run 1/15/2015 12:30 PM
Facility: NABORS Client: SCS Engineers Data File: NABORS flat 1-13-2015

Sen's Slope Estimator

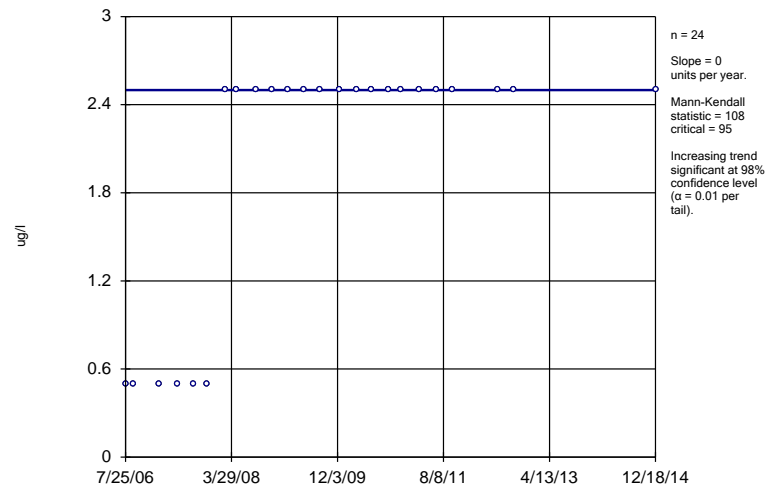
NAB-3



Constituent: Chloroethane Analysis Run 1/15/2015 12:30 PM
Facility: NABORS Client: SCS Engineers Data File: NABORS flat 1-13-2015

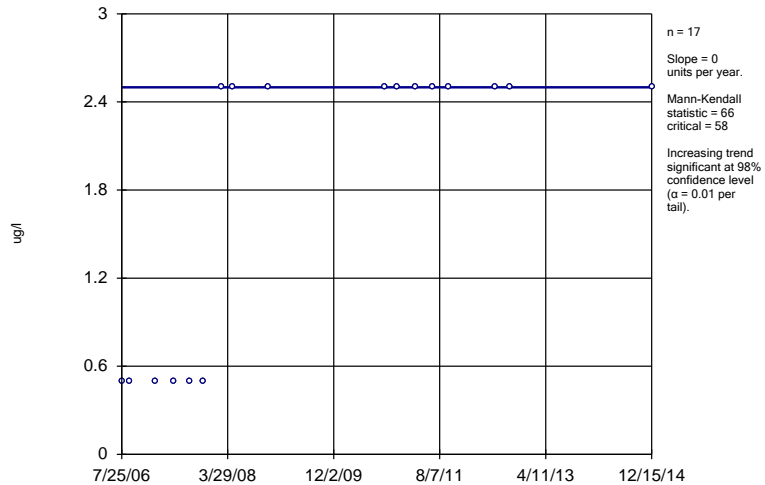
Sen's Slope Estimator

NAB-7



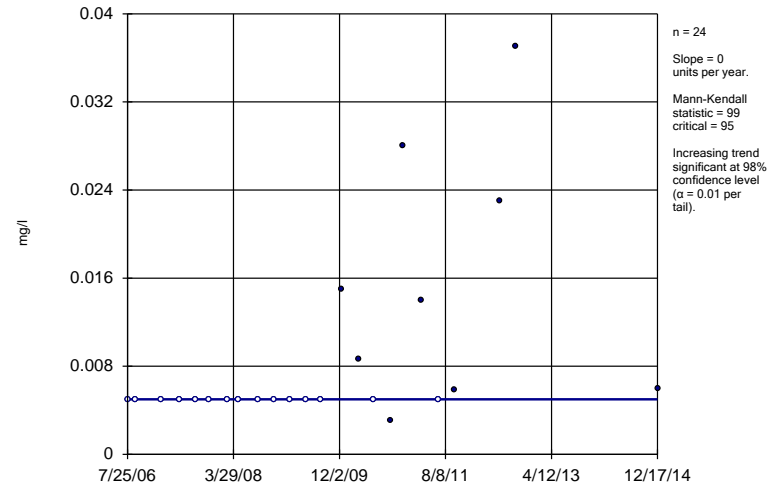
Constituent: Chloroethane Analysis Run 1/15/2015 12:30 PM
Facility: NABORS Client: SCS Engineers Data File: NABORS flat 1-13-2015

Sen's Slope Estimator NAB-8



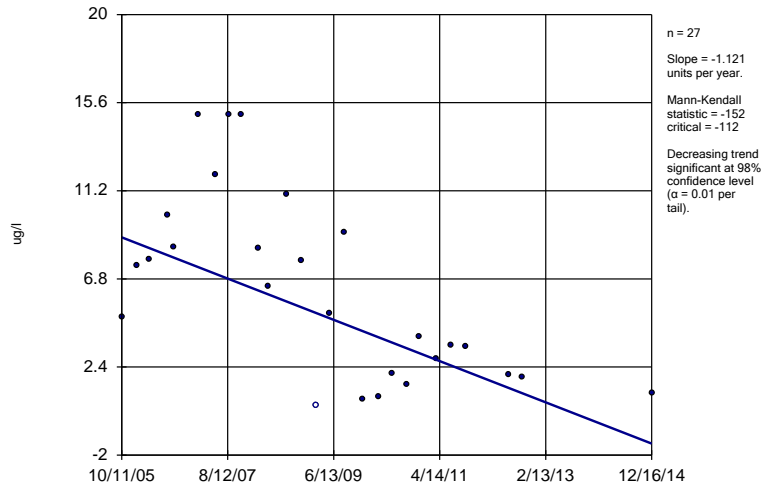
Constituent: Chloroethane Analysis Run 1/15/2015 12:30 PM
Facility: NABORS Client: SCS Engineers Data File: NABORS flat 1-13-2015

Sen's Slope Estimator MW-509D



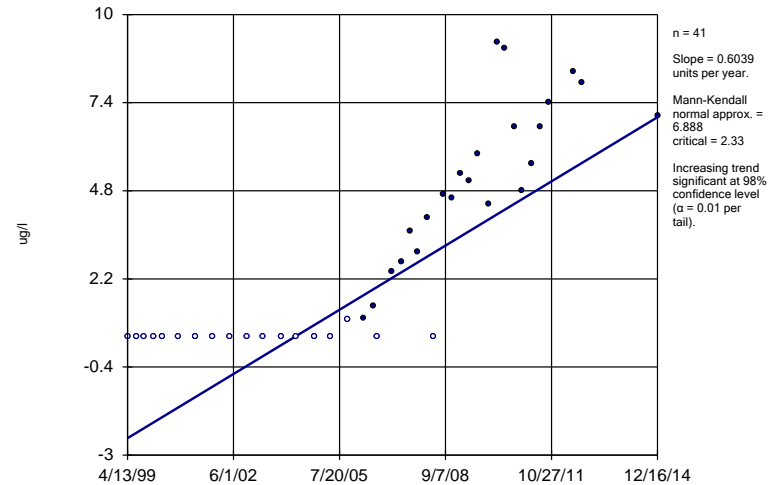
Constituent: Chromium Analysis Run 1/15/2015 12:31 PM
Facility: NABORS Client: SCS Engineers Data File: NABORS flat 1-13-2015

Sen's Slope Estimator CAO-1



Constituent: cis-1,2-Dichloroethene Analysis Run 1/15/2015 12:31 PM
Facility: NABORS Client: SCS Engineers Data File: NABORS flat 1-13-2015

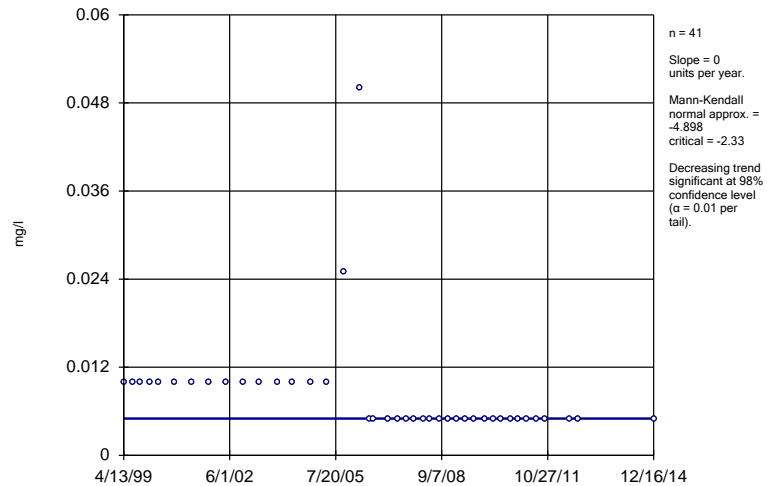
Sen's Slope Estimator MW-1



Constituent: cis-1,2-Dichloroethene Analysis Run 1/15/2015 12:31 PM
Facility: NABORS Client: SCS Engineers Data File: NABORS flat 1-13-2015

Sen's Slope Estimator

MW-4

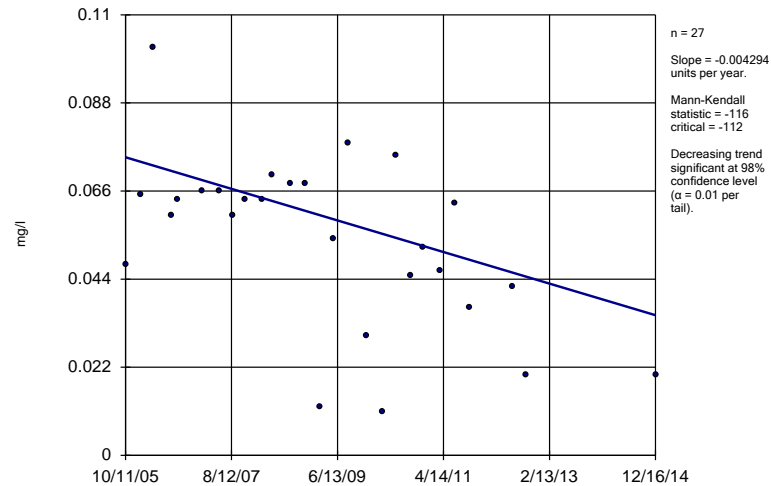


Constituent: Cobalt Analysis Run 1/15/2015 12:32 PM

Facility: NABORS Client: SCS Engineers Data File: NABORS flat 1-13-2015

Sen's Slope Estimator

CAO-1

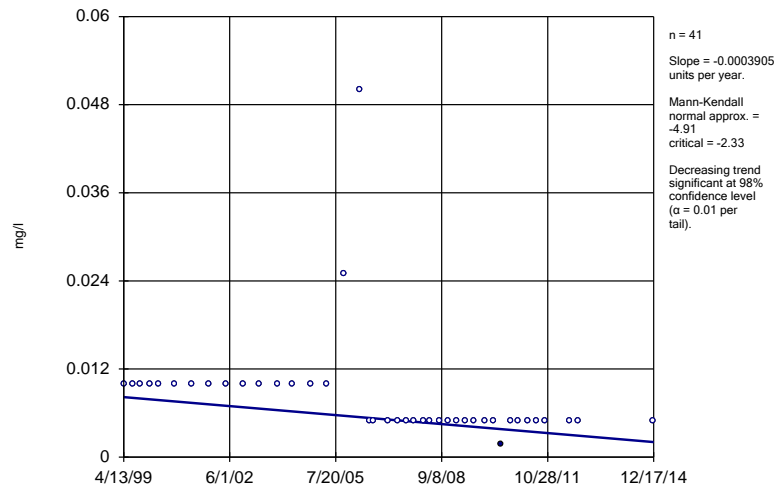


Constituent: Cobalt Analysis Run 1/15/2015 12:32 PM

Facility: NABORS Client: SCS Engineers Data File: NABORS flat 1-13-2015

Sen's Slope Estimator

MW-2

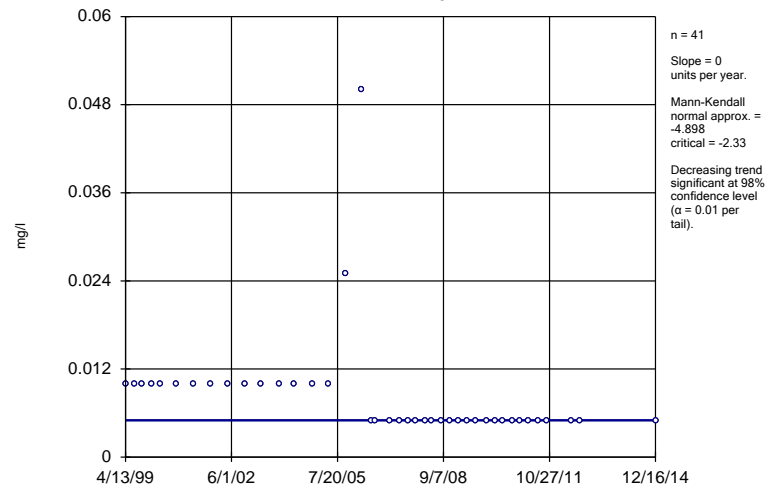


Constituent: Cobalt Analysis Run 1/15/2015 12:32 PM

Facility: NABORS Client: SCS Engineers Data File: NABORS flat 1-13-2015

Sen's Slope Estimator

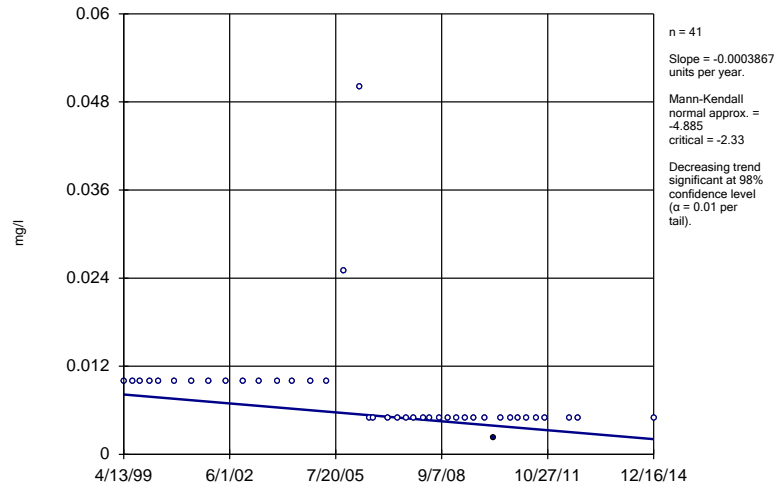
MW-3



Constituent: Cobalt Analysis Run 1/15/2015 12:32 PM

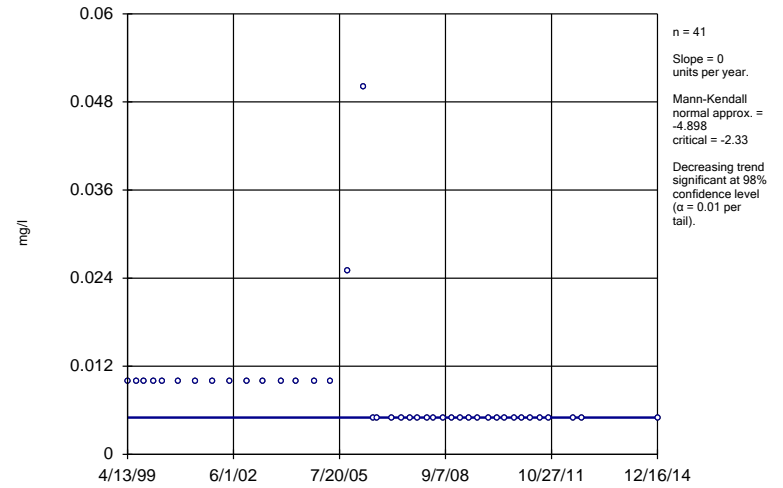
Facility: NABORS Client: SCS Engineers Data File: NABORS flat 1-13-2015

Sen's Slope Estimator
MW-5



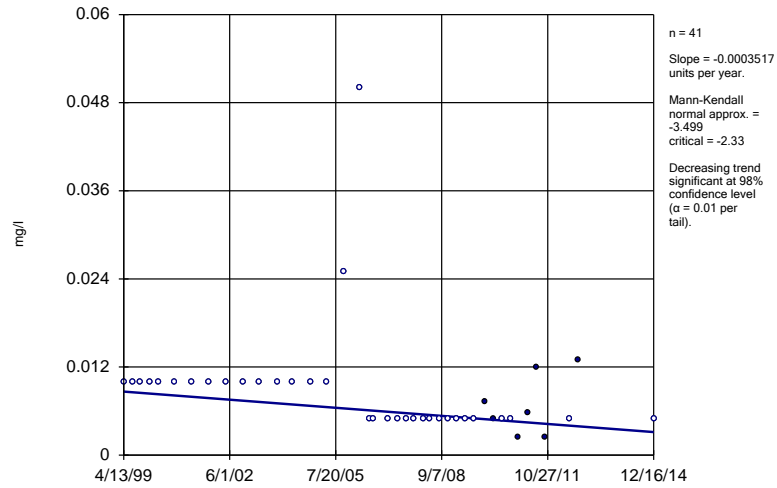
Constituent: Cobalt Analysis Run 1/15/2015 12:32 PM
Facility: NABORS Client: SCS Engineers Data File: NABORS flat 1-13-2015

Sen's Slope Estimator
MW-6



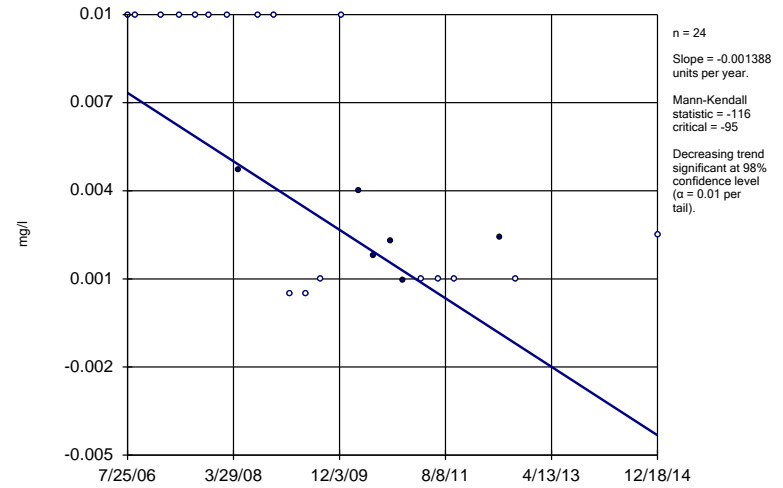
Constituent: Cobalt Analysis Run 1/15/2015 12:32 PM
Facility: NABORS Client: SCS Engineers Data File: NABORS flat 1-13-2015

Sen's Slope Estimator
MW-7



Constituent: Cobalt Analysis Run 1/15/2015 12:32 PM
Facility: NABORS Client: SCS Engineers Data File: NABORS flat 1-13-2015

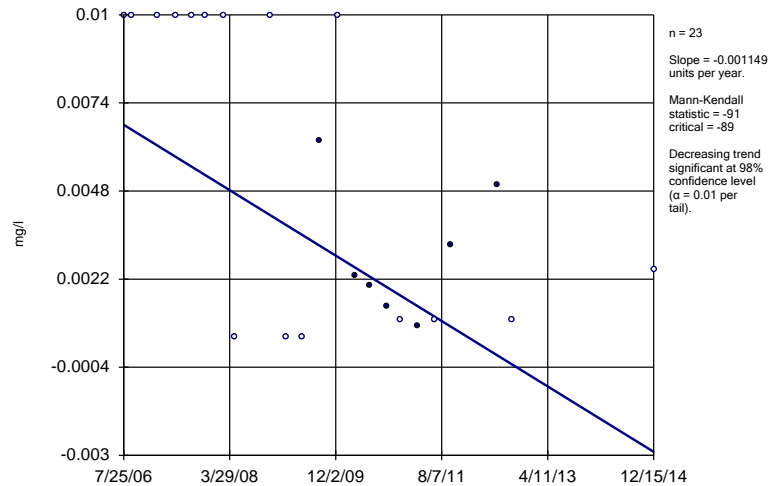
Sen's Slope Estimator
NAB-1



Constituent: Copper Analysis Run 1/15/2015 12:33 PM
Facility: NABORS Client: SCS Engineers Data File: NABORS flat 1-13-2015

Sen's Slope Estimator

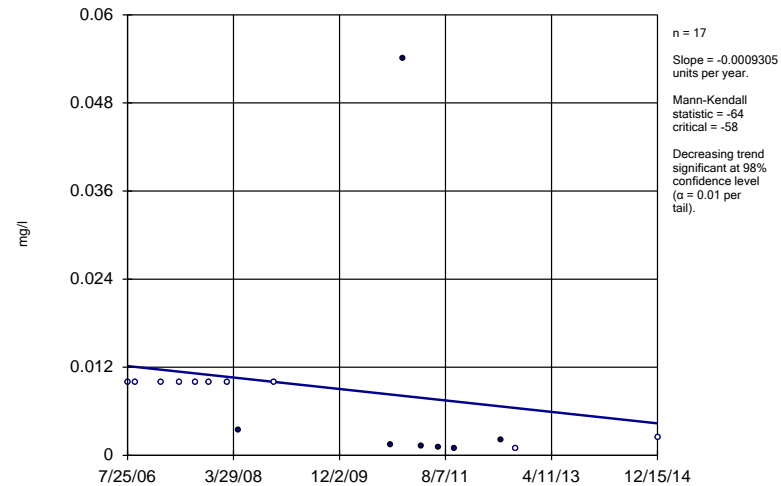
NAB-4



Constituent: Copper Analysis Run 1/15/2015 12:33 PM
Facility: NABORS Client: SCS Engineers Data File: NABORS flat 1-13-2015

Sen's Slope Estimator

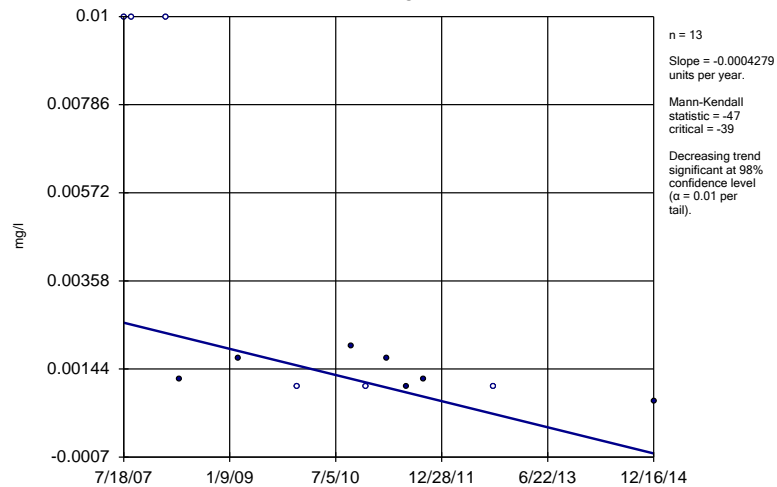
NAB-8



Constituent: Copper Analysis Run 1/15/2015 12:33 PM
Facility: NABORS Client: SCS Engineers Data File: NABORS flat 1-13-2015

Sen's Slope Estimator

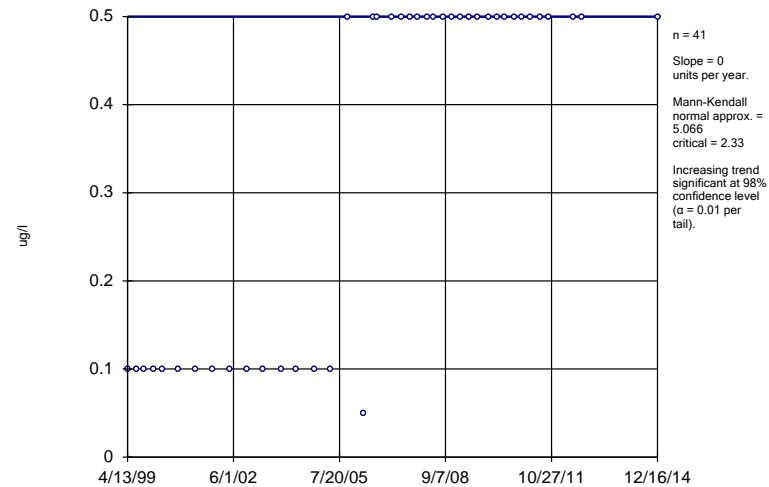
SP-7



Constituent: Copper Analysis Run 1/15/2015 12:33 PM
Facility: NABORS Client: SCS Engineers Data File: NABORS flat 1-13-2015

Sen's Slope Estimator

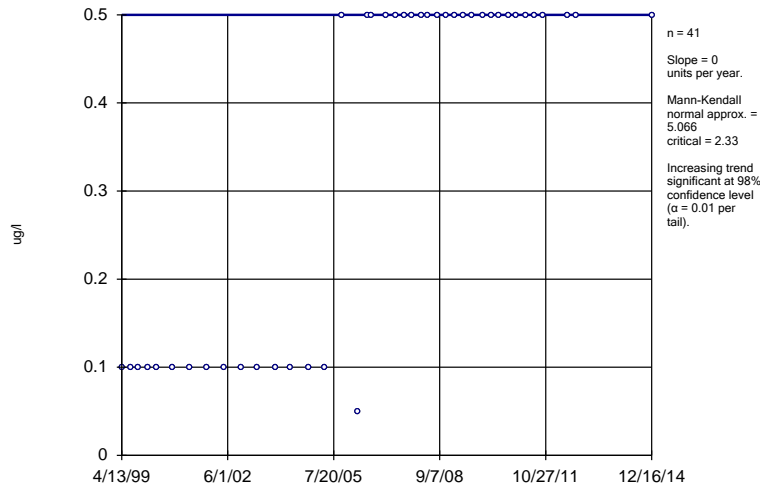
MW-4



Constituent: Ethylbenzene Analysis Run 1/15/2015 12:34 PM
Facility: NABORS Client: SCS Engineers Data File: NABORS flat 1-13-2015

Sen's Slope Estimator

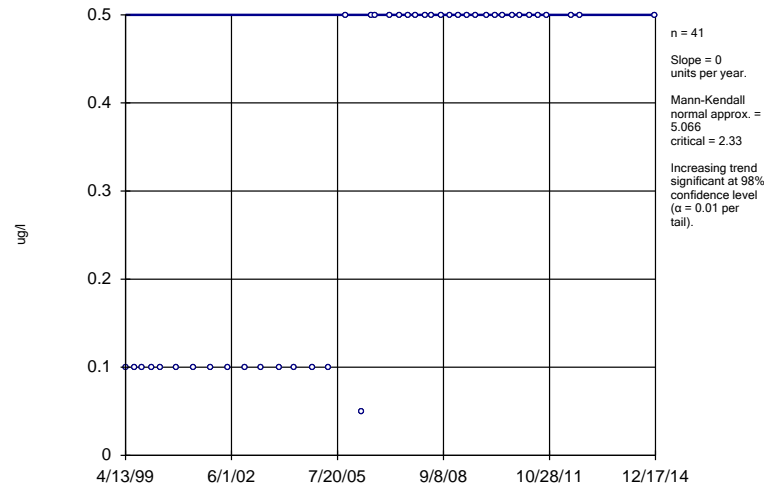
MW-1



Constituent: Ethylbenzene Analysis Run 1/15/2015 12:34 PM
Facility: NABORS Client: SCS Engineers Data File: NABORS flat 1-13-2015

Sen's Slope Estimator

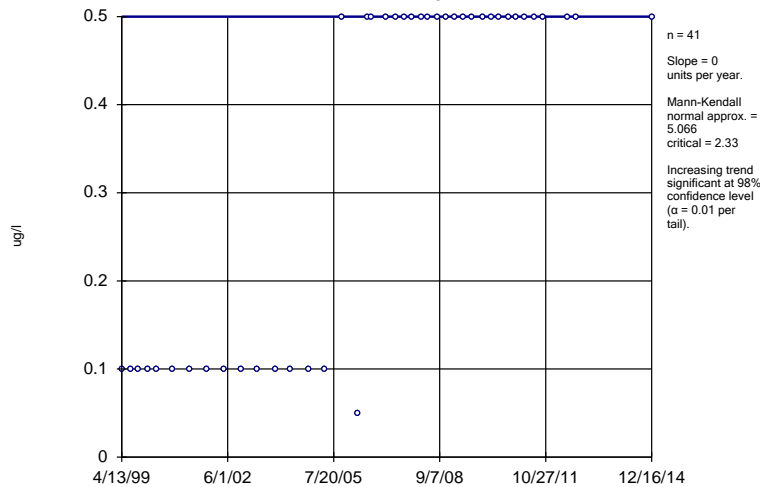
MW-2



Constituent: Ethylbenzene Analysis Run 1/15/2015 12:34 PM
Facility: NABORS Client: SCS Engineers Data File: NABORS flat 1-13-2015

Sen's Slope Estimator

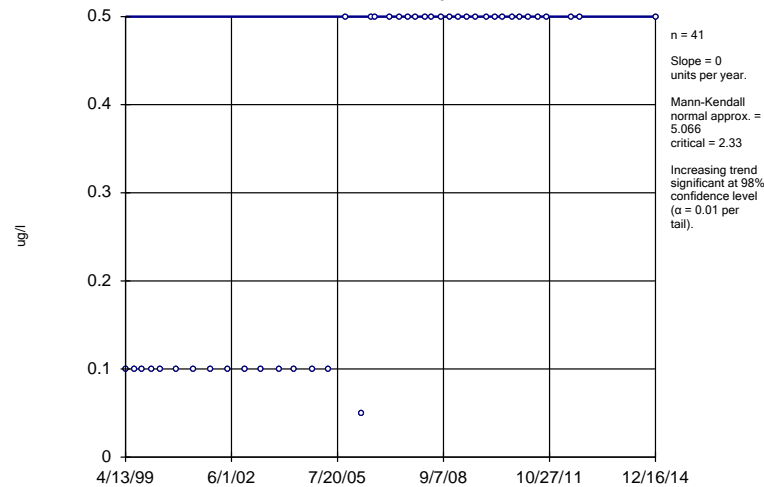
MW-3



Constituent: Ethylbenzene Analysis Run 1/15/2015 12:34 PM
Facility: NABORS Client: SCS Engineers Data File: NABORS flat 1-13-2015

Sen's Slope Estimator

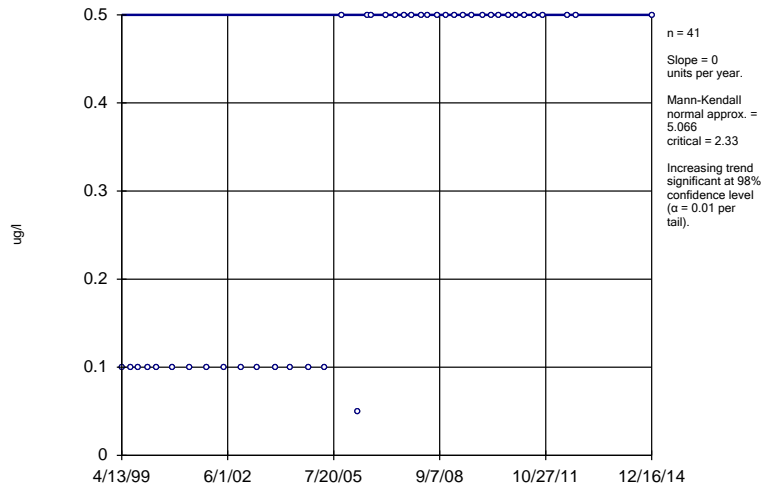
MW-5



Constituent: Ethylbenzene Analysis Run 1/15/2015 12:34 PM
Facility: NABORS Client: SCS Engineers Data File: NABORS flat 1-13-2015

Sen's Slope Estimator

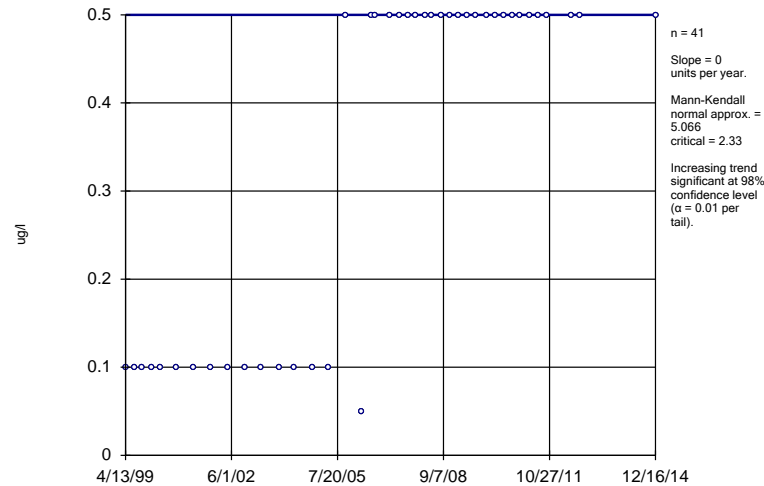
MW-6



Constituent: Ethylbenzene Analysis Run 1/15/2015 12:34 PM
Facility: NABORS Client: SCS Engineers Data File: NABORS flat 1-13-2015

Sen's Slope Estimator

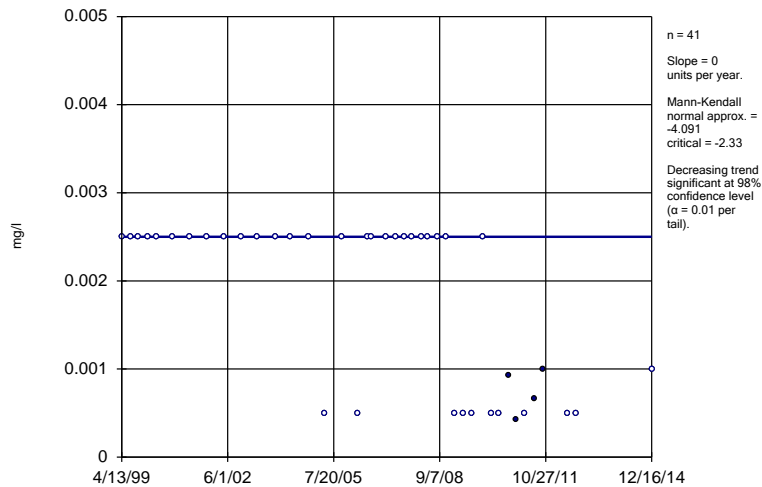
MW-7



Constituent: Ethylbenzene Analysis Run 1/15/2015 12:34 PM
Facility: NABORS Client: SCS Engineers Data File: NABORS flat 1-13-2015

Sen's Slope Estimator

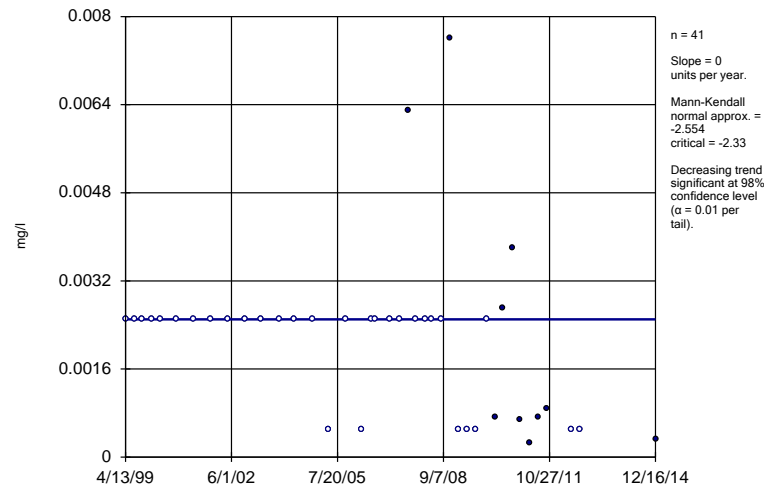
MW-4



Constituent: Lead Analysis Run 1/15/2015 12:35 PM
Facility: NABORS Client: SCS Engineers Data File: NABORS flat 1-13-2015

Sen's Slope Estimator

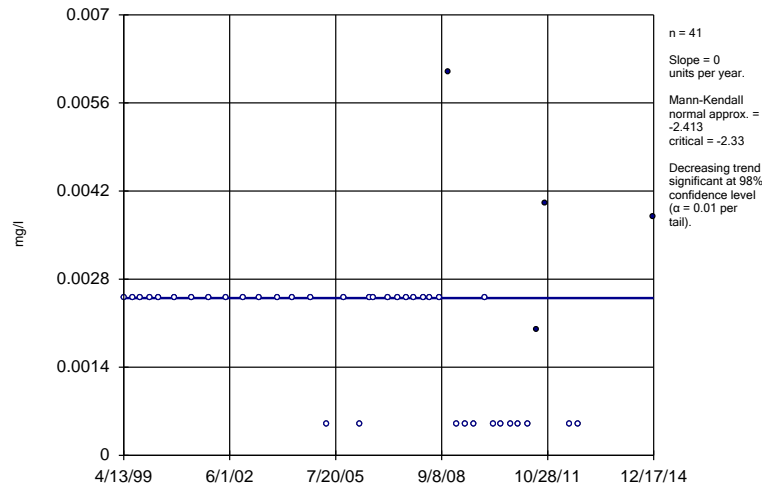
MW-1



Constituent: Lead Analysis Run 1/15/2015 12:35 PM
Facility: NABORS Client: SCS Engineers Data File: NABORS flat 1-13-2015

Sen's Slope Estimator

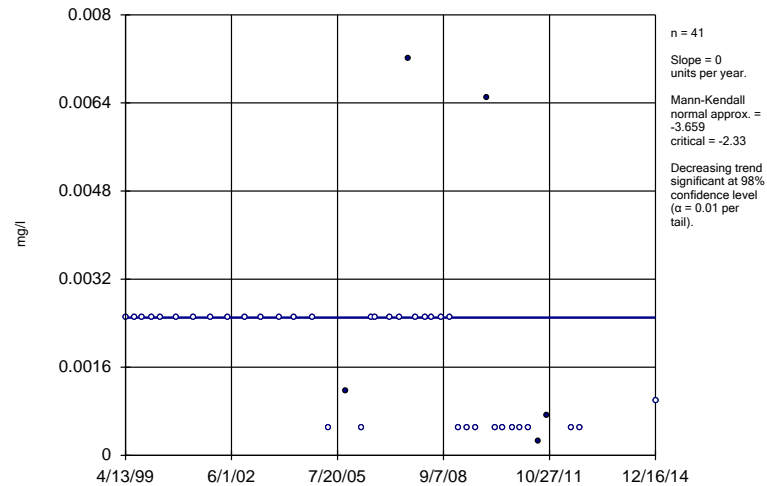
MW-2



Constituent: Lead Analysis Run 1/15/2015 12:35 PM
Facility: NABORS Client: SCS Engineers Data File: NABORS flat 1-13-2015

Sen's Slope Estimator

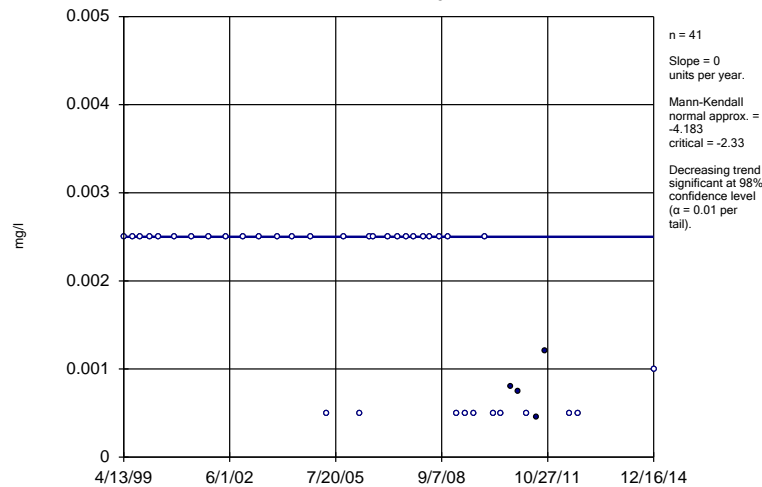
MW-3



Constituent: Lead Analysis Run 1/15/2015 12:35 PM
Facility: NABORS Client: SCS Engineers Data File: NABORS flat 1-13-2015

Sen's Slope Estimator

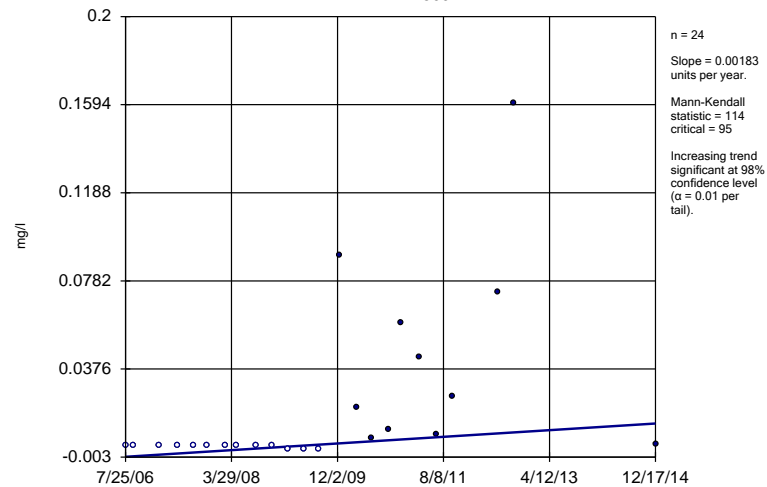
MW-5



Constituent: Lead Analysis Run 1/15/2015 12:35 PM
Facility: NABORS Client: SCS Engineers Data File: NABORS flat 1-13-2015

Sen's Slope Estimator

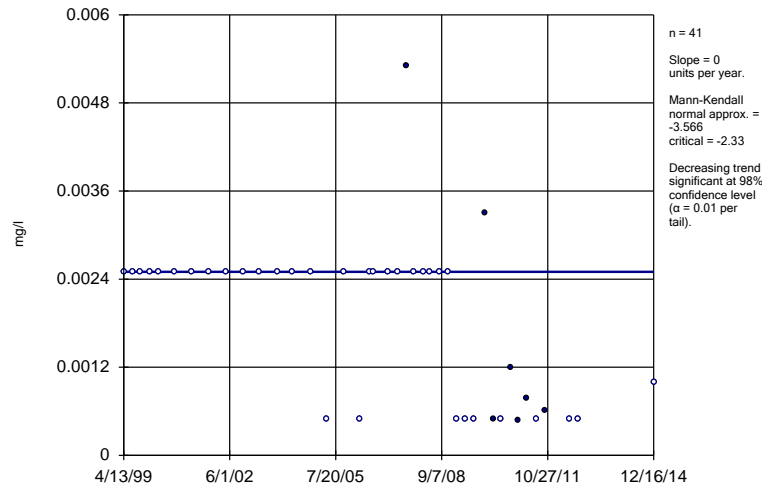
MW-509D



Constituent: Lead Analysis Run 1/15/2015 12:35 PM
Facility: NABORS Client: SCS Engineers Data File: NABORS flat 1-13-2015

Sen's Slope Estimator

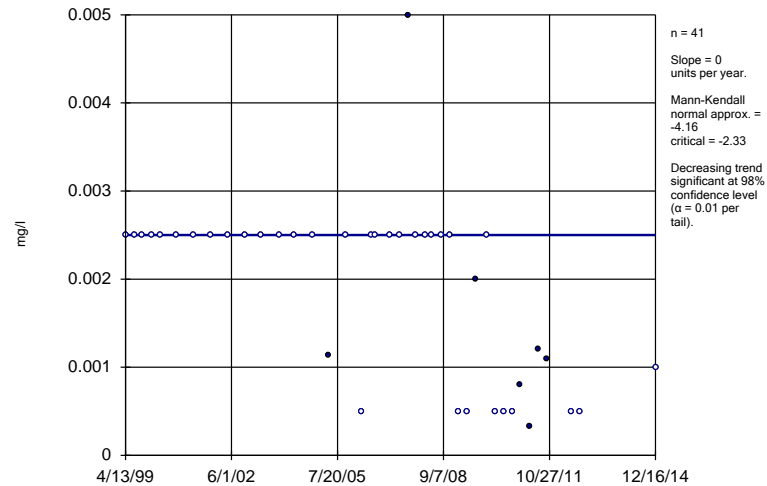
MW-6



Constituent: Lead Analysis Run 1/15/2015 12:35 PM
Facility: NABORS Client: SCS Engineers Data File: NABORS flat 1-13-2015

Sen's Slope Estimator

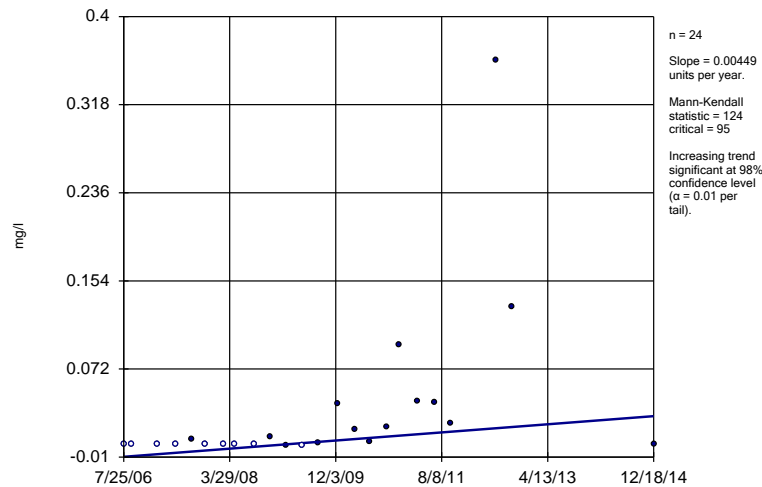
MW-7



Constituent: Lead Analysis Run 1/15/2015 12:35 PM
Facility: NABORS Client: SCS Engineers Data File: NABORS flat 1-13-2015

Sen's Slope Estimator

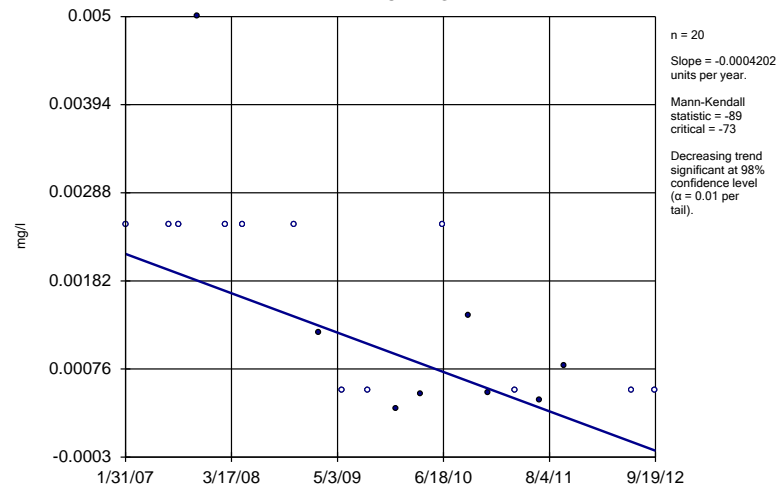
NAB-7



Constituent: Lead Analysis Run 1/15/2015 12:35 PM
Facility: NABORS Client: SCS Engineers Data File: NABORS flat 1-13-2015

Sen's Slope Estimator

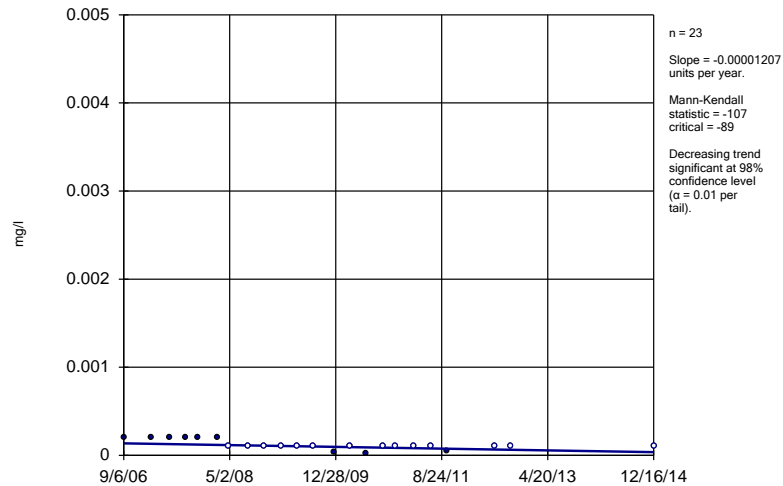
SPRINGA



Constituent: Lead Analysis Run 1/15/2015 12:35 PM
Facility: NABORS Client: SCS Engineers Data File: NABORS flat 1-13-2015

Sen's Slope Estimator

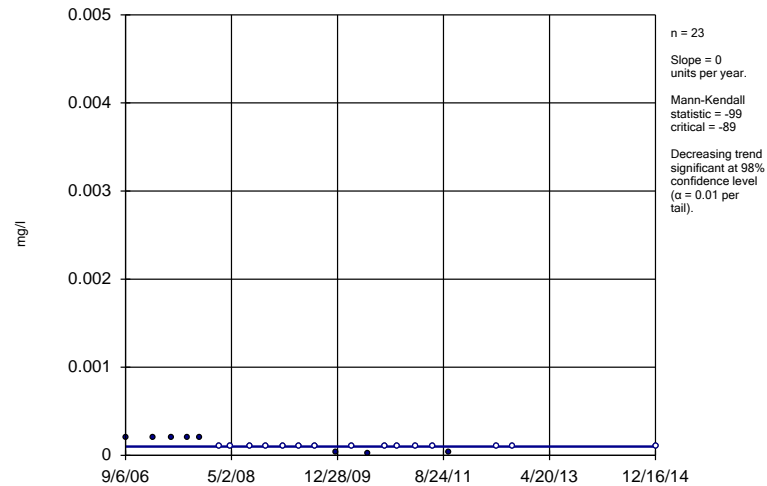
MW-4



Constituent: Mercury Analysis Run 1/15/2015 12:35 PM
Facility: NABORS Client: SCS Engineers Data File: NABORS flat 1-13-2015

Sen's Slope Estimator

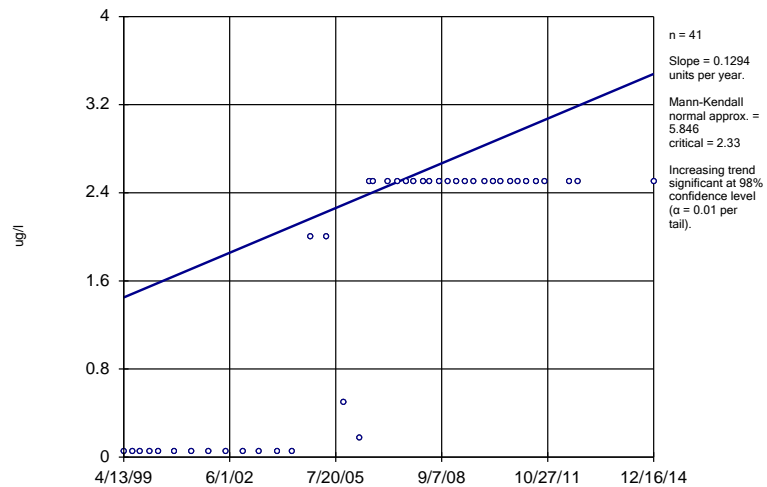
MW-5



Constituent: Mercury Analysis Run 1/15/2015 12:36 PM
Facility: NABORS Client: SCS Engineers Data File: NABORS flat 1-13-2015

Sen's Slope Estimator

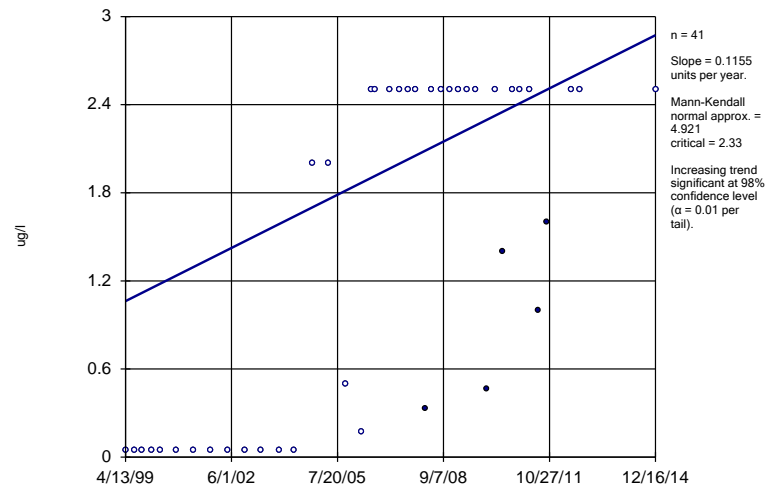
MW-4



Constituent: Methylene Chloride Analysis Run 1/15/2015 12:36 PM
Facility: NABORS Client: SCS Engineers Data File: NABORS flat 1-13-2015

Sen's Slope Estimator

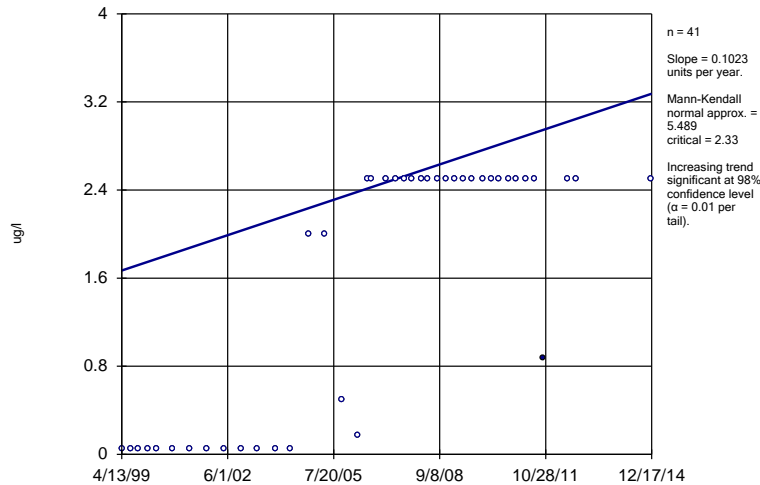
MW-1



Constituent: Methylene Chloride Analysis Run 1/15/2015 12:36 PM
Facility: NABORS Client: SCS Engineers Data File: NABORS flat 1-13-2015

Sen's Slope Estimator

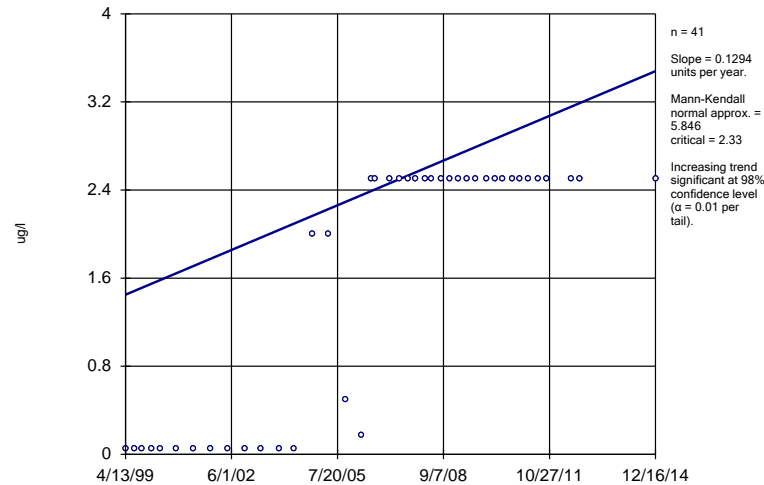
MW-2



Constituent: Methylene Chloride Analysis Run 1/15/2015 12:36 PM
Facility: NABORS Client: SCS Engineers Data File: NABORS flat 1-13-2015

Sen's Slope Estimator

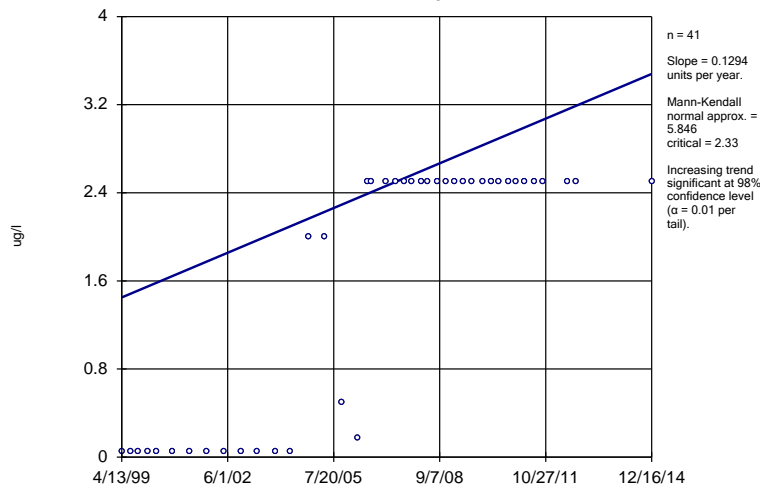
MW-3



Constituent: Methylene Chloride Analysis Run 1/15/2015 12:36 PM
Facility: NABORS Client: SCS Engineers Data File: NABORS flat 1-13-2015

Sen's Slope Estimator

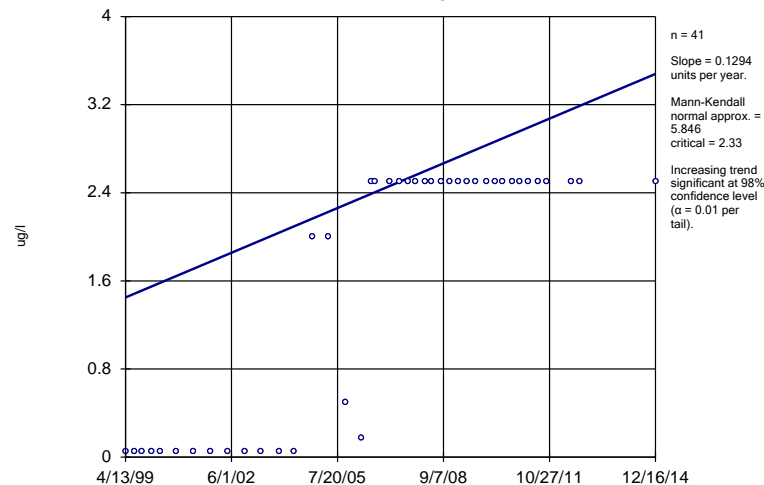
MW-5



Constituent: Methylene Chloride Analysis Run 1/15/2015 12:36 PM
Facility: NABORS Client: SCS Engineers Data File: NABORS flat 1-13-2015

Sen's Slope Estimator

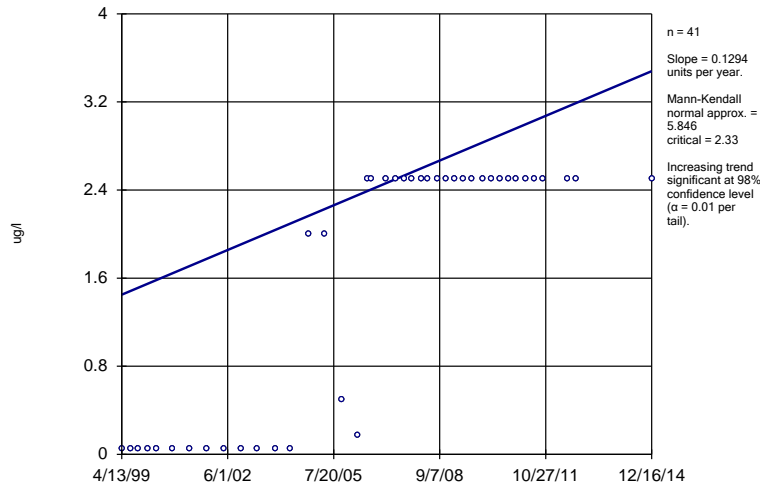
MW-6



Constituent: Methylene Chloride Analysis Run 1/15/2015 12:36 PM
Facility: NABORS Client: SCS Engineers Data File: NABORS flat 1-13-2015

Sen's Slope Estimator

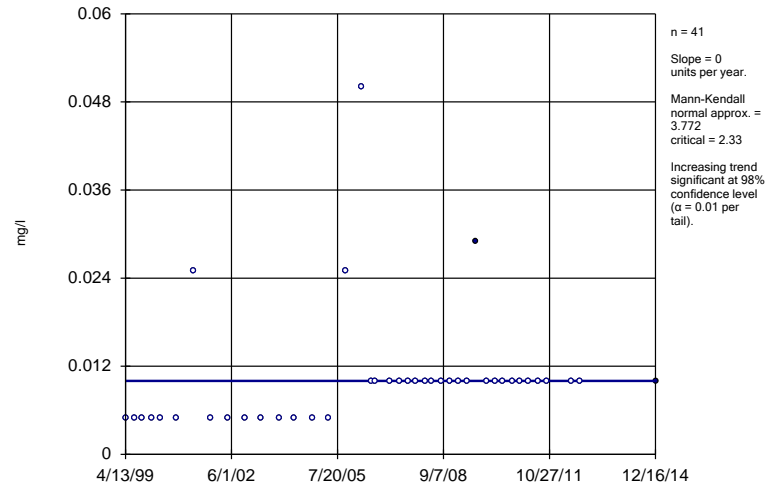
MW-7



Constituent: Methylene Chloride Analysis Run 1/15/2015 12:36 PM
Facility: NABORS Client: SCS Engineers Data File: NABORS flat 1-13-2015

Sen's Slope Estimator

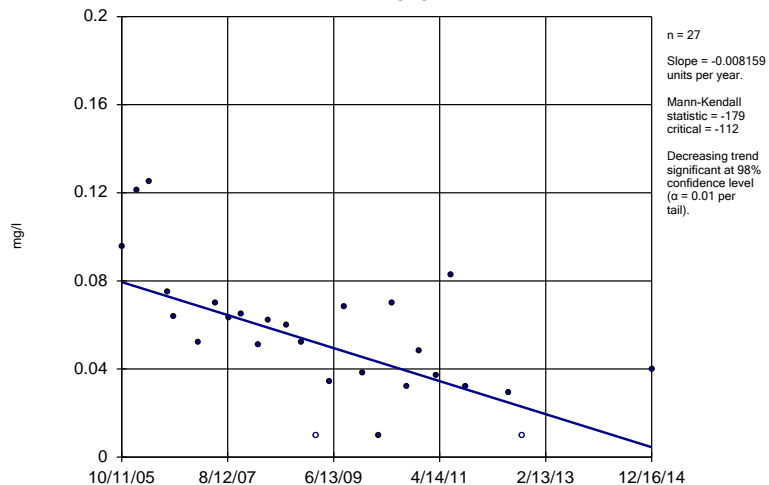
MW-4



Constituent: Nickel Analysis Run 1/15/2015 12:37 PM
Facility: NABORS Client: SCS Engineers Data File: NABORS flat 1-13-2015

Sen's Slope Estimator

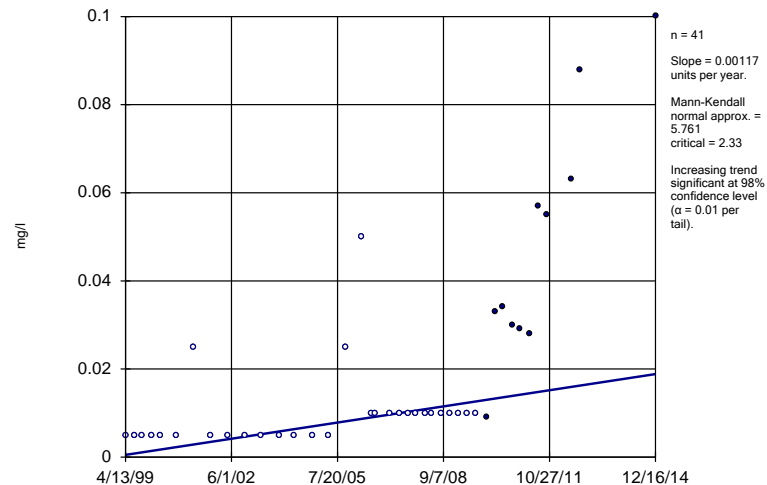
CAO-1



Constituent: Nickel Analysis Run 1/15/2015 12:37 PM
Facility: NABORS Client: SCS Engineers Data File: NABORS flat 1-13-2015

Sen's Slope Estimator

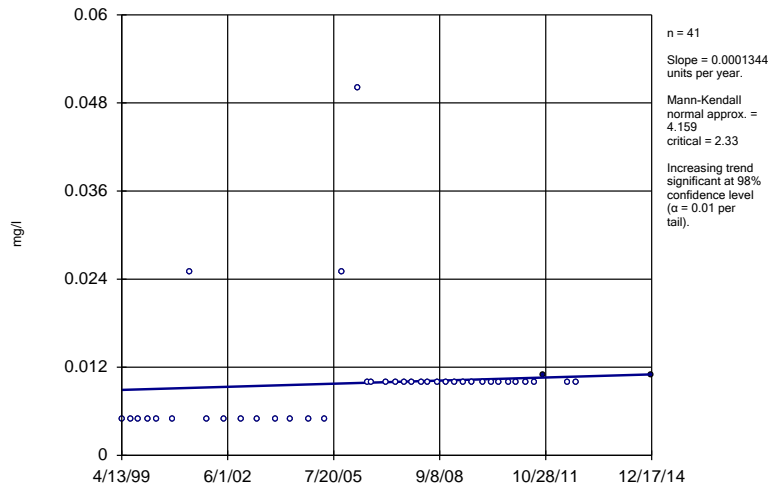
MW-1



Constituent: Nickel Analysis Run 1/15/2015 12:37 PM
Facility: NABORS Client: SCS Engineers Data File: NABORS flat 1-13-2015

Sen's Slope Estimator

MW-2

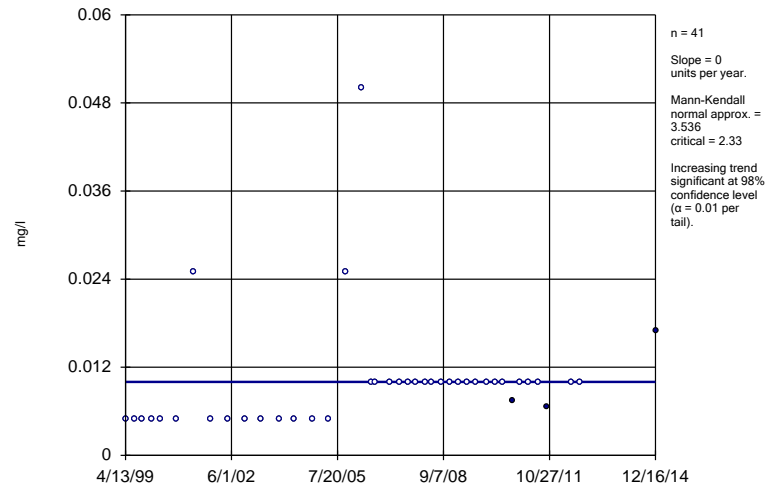


Constituent: Nickel Analysis Run 1/15/2015 12:37 PM

Facility: NABORS Client: SCS Engineers Data File: NABORS flat 1-13-2015

Sen's Slope Estimator

MW-3

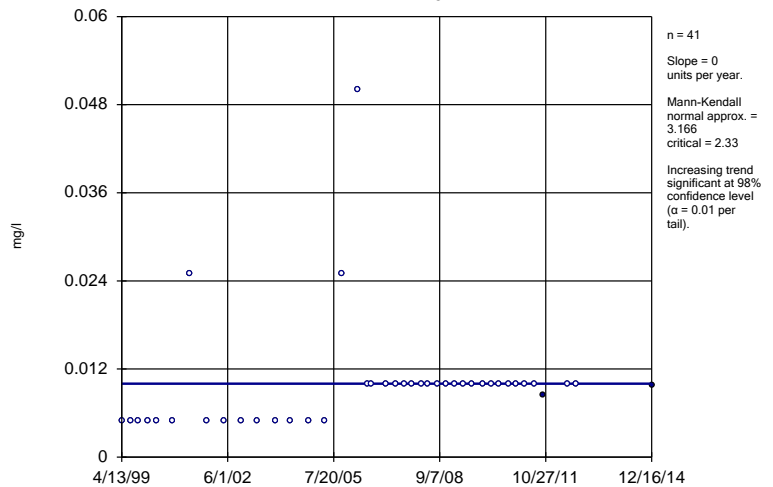


Constituent: Nickel Analysis Run 1/15/2015 12:37 PM

Facility: NABORS Client: SCS Engineers Data File: NABORS flat 1-13-2015

Sen's Slope Estimator

MW-5

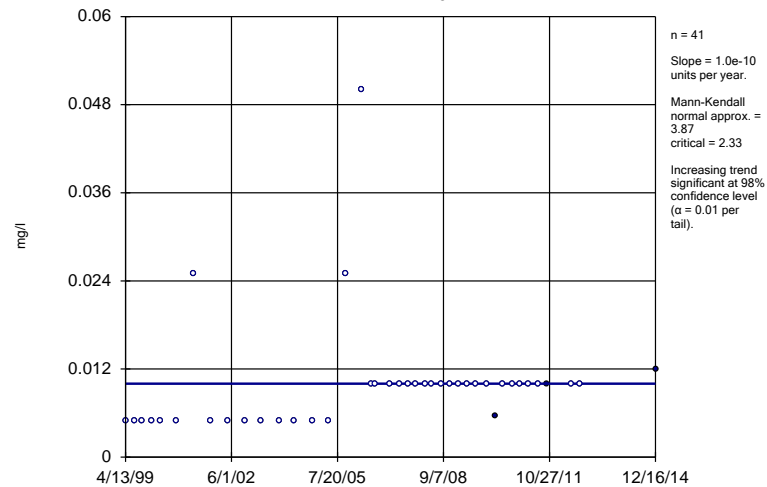


Constituent: Nickel Analysis Run 1/15/2015 12:37 PM

Facility: NABORS Client: SCS Engineers Data File: NABORS flat 1-13-2015

Sen's Slope Estimator

MW-6

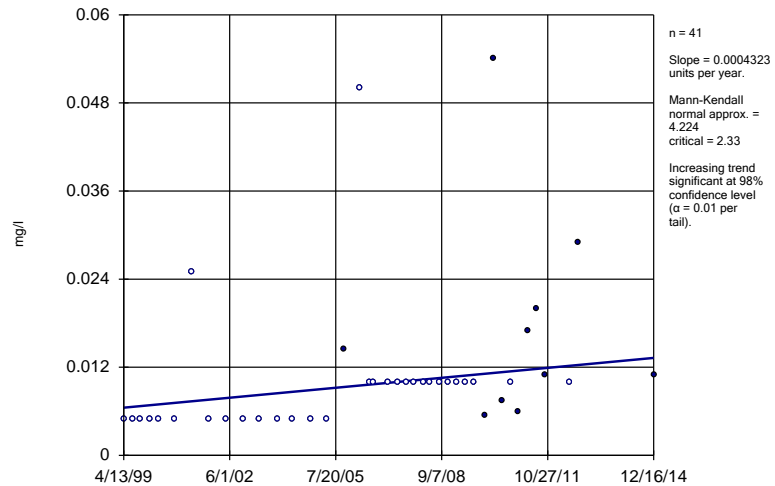


Constituent: Nickel Analysis Run 1/15/2015 12:37 PM

Facility: NABORS Client: SCS Engineers Data File: NABORS flat 1-13-2015

Sen's Slope Estimator

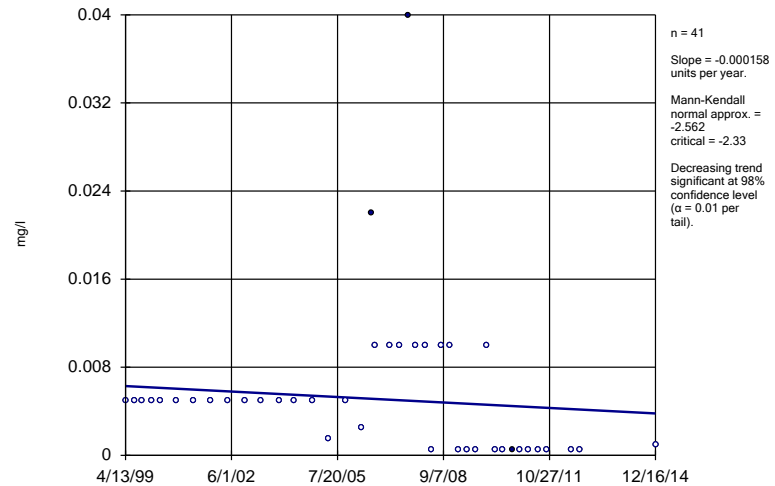
MW-7



Constituent: Nickel Analysis Run 1/15/2015 12:37 PM
Facility: NABORS Client: SCS Engineers Data File: NABORS flat 1-13-2015

Sen's Slope Estimator

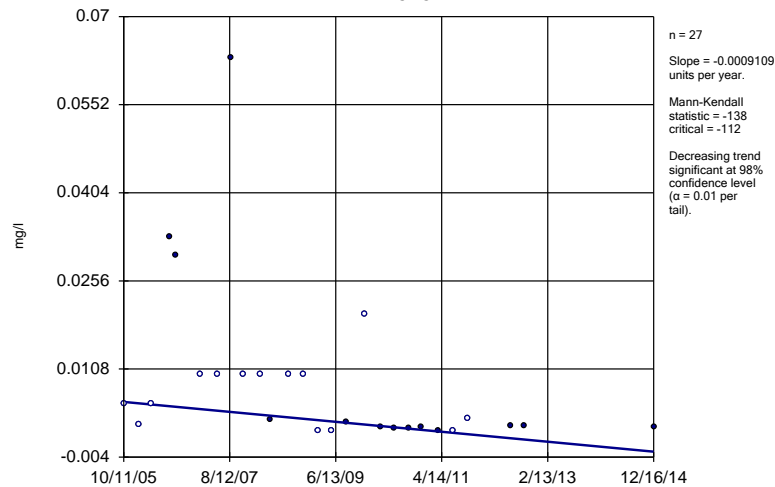
MW-4



Constituent: Selenium Analysis Run 1/15/2015 12:37 PM
Facility: NABORS Client: SCS Engineers Data File: NABORS flat 1-13-2015

Sen's Slope Estimator

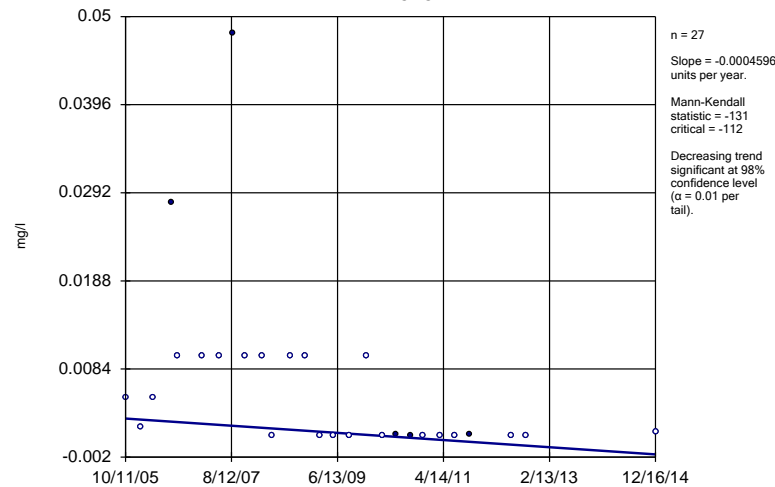
CAO-1



Constituent: Selenium Analysis Run 1/15/2015 12:37 PM
Facility: NABORS Client: SCS Engineers Data File: NABORS flat 1-13-2015

Sen's Slope Estimator

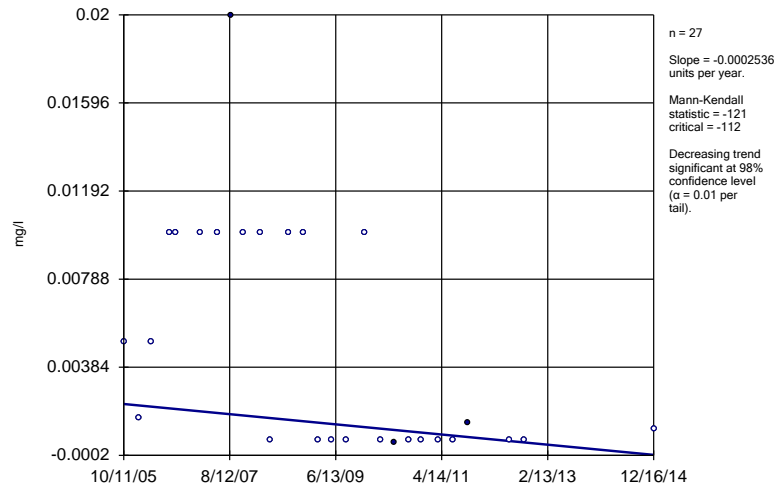
CAO-2



Constituent: Selenium Analysis Run 1/15/2015 12:37 PM
Facility: NABORS Client: SCS Engineers Data File: NABORS flat 1-13-2015

Sen's Slope Estimator

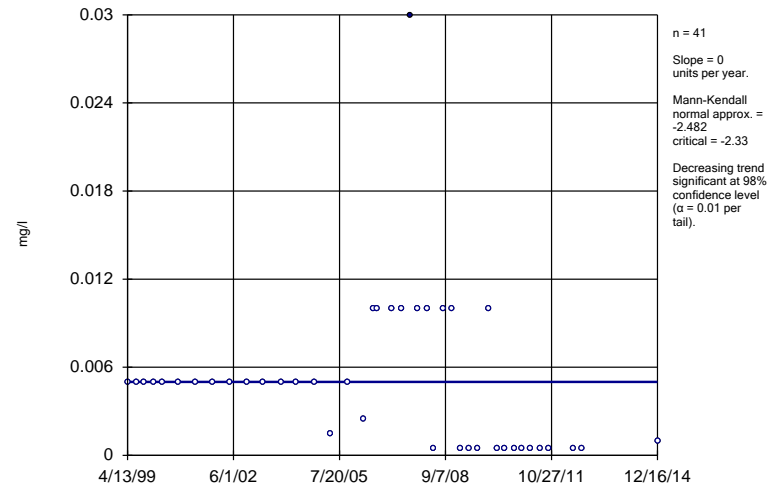
CAO-3



Constituent: Selenium Analysis Run 1/15/2015 12:38 PM
Facility: NABORS Client: SCS Engineers Data File: NABORS flat 1-13-2015

Sen's Slope Estimator

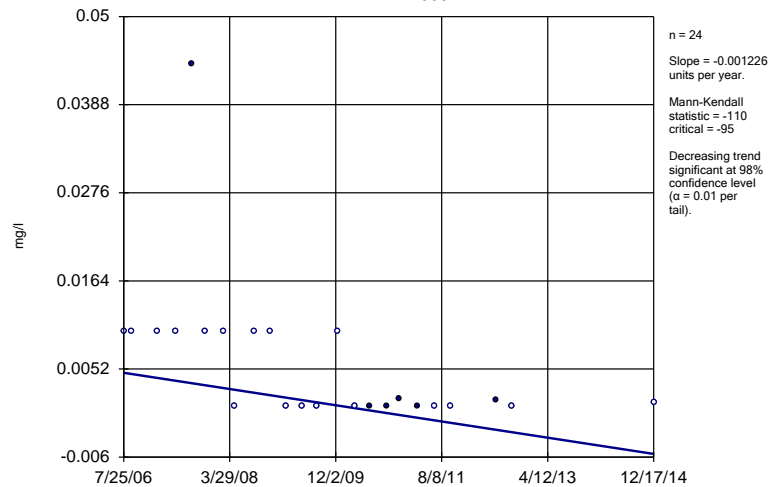
MW-3



Constituent: Selenium Analysis Run 1/15/2015 12:38 PM
Facility: NABORS Client: SCS Engineers Data File: NABORS flat 1-13-2015

Sen's Slope Estimator

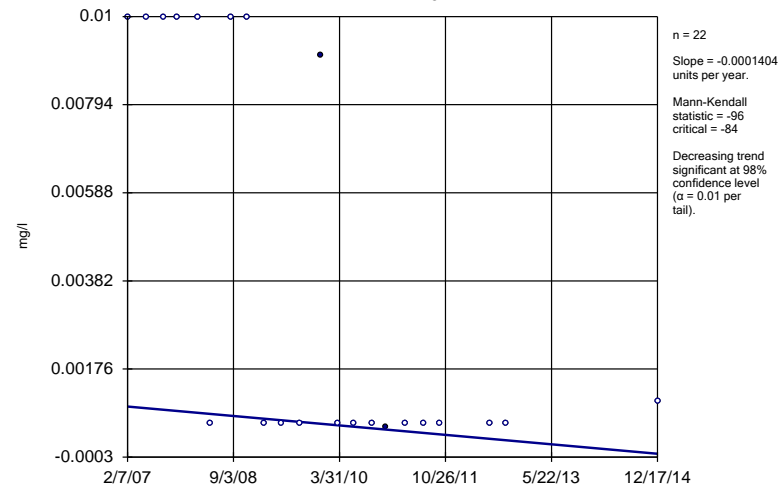
MW-509D



Constituent: Selenium Analysis Run 1/15/2015 12:38 PM
Facility: NABORS Client: SCS Engineers Data File: NABORS flat 1-13-2015

Sen's Slope Estimator

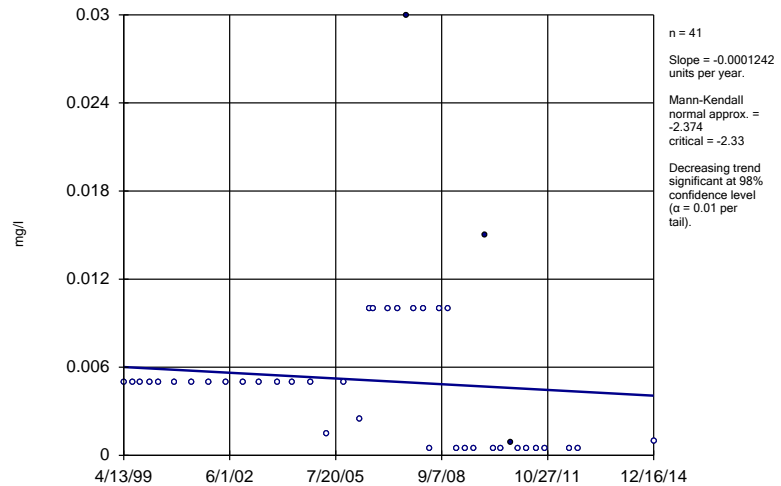
MW-577



Constituent: Selenium Analysis Run 1/15/2015 12:38 PM
Facility: NABORS Client: SCS Engineers Data File: NABORS flat 1-13-2015

Sen's Slope Estimator

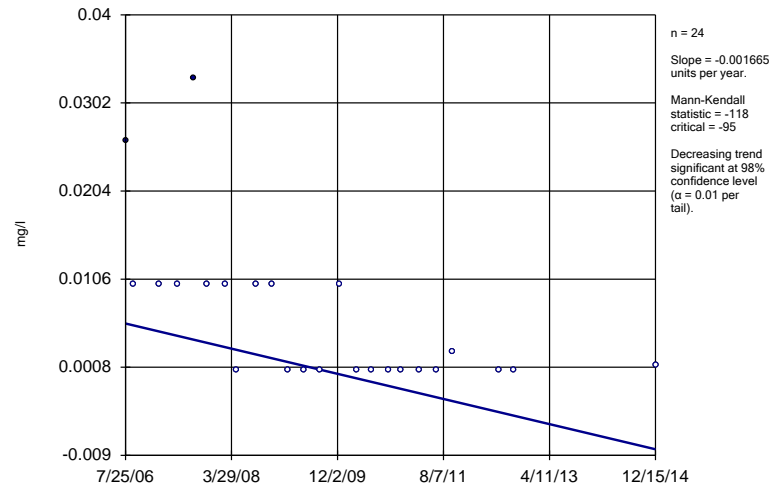
MW-6



Constituent: Selenium Analysis Run 1/15/2015 12:38 PM
Facility: NABORS Client: SCS Engineers Data File: NABORS flat 1-13-2015

Sen's Slope Estimator

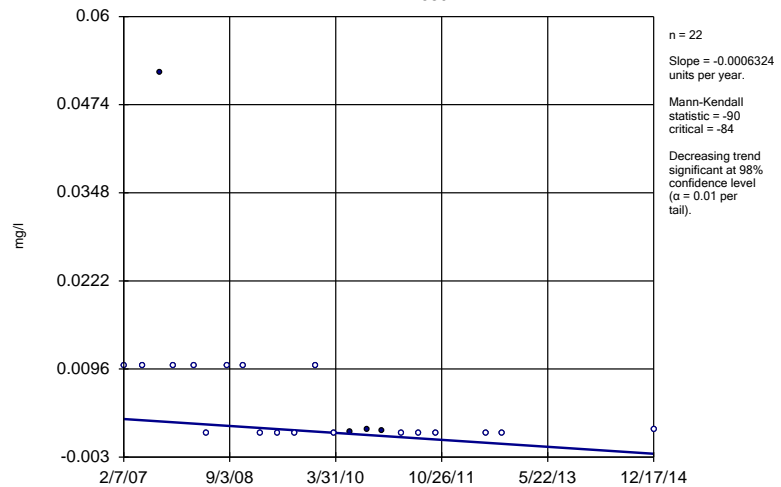
MW-633D



Constituent: Selenium Analysis Run 1/15/2015 12:38 PM
Facility: NABORS Client: SCS Engineers Data File: NABORS flat 1-13-2015

Sen's Slope Estimator

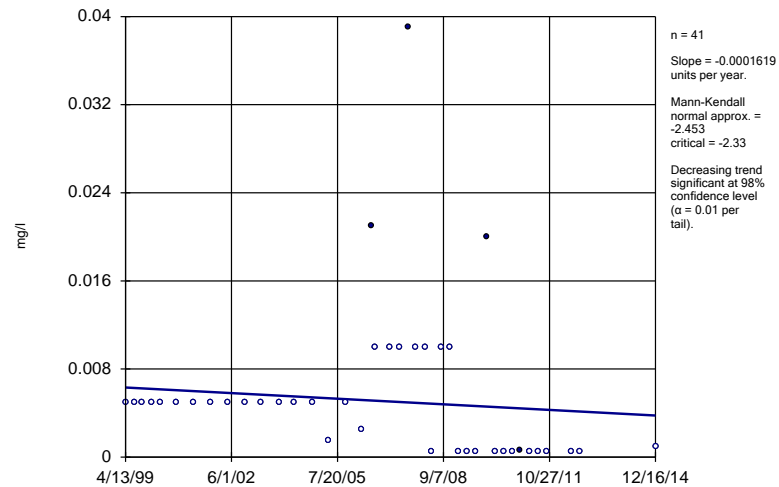
MW-689D



Constituent: Selenium Analysis Run 1/15/2015 12:38 PM
Facility: NABORS Client: SCS Engineers Data File: NABORS flat 1-13-2015

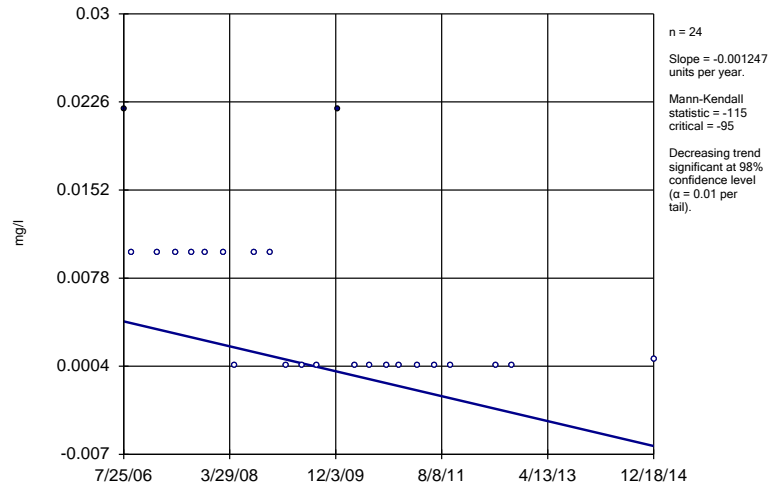
Sen's Slope Estimator

MW-7



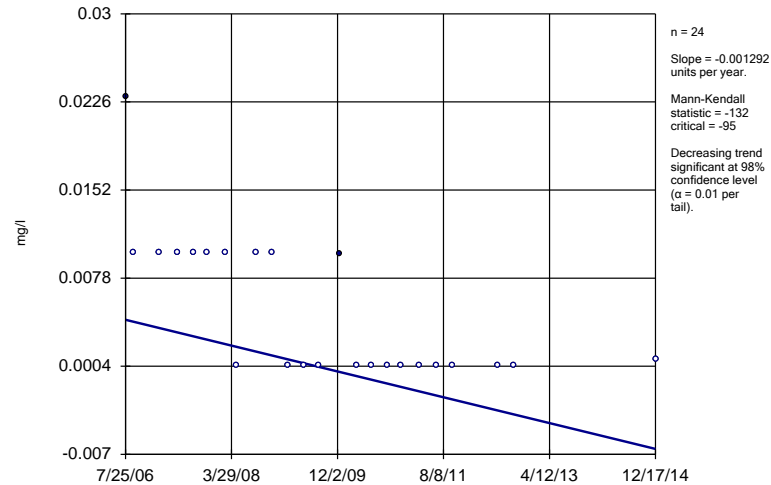
Constituent: Selenium Analysis Run 1/15/2015 12:38 PM
Facility: NABORS Client: SCS Engineers Data File: NABORS flat 1-13-2015

Sen's Slope Estimator NAB-1



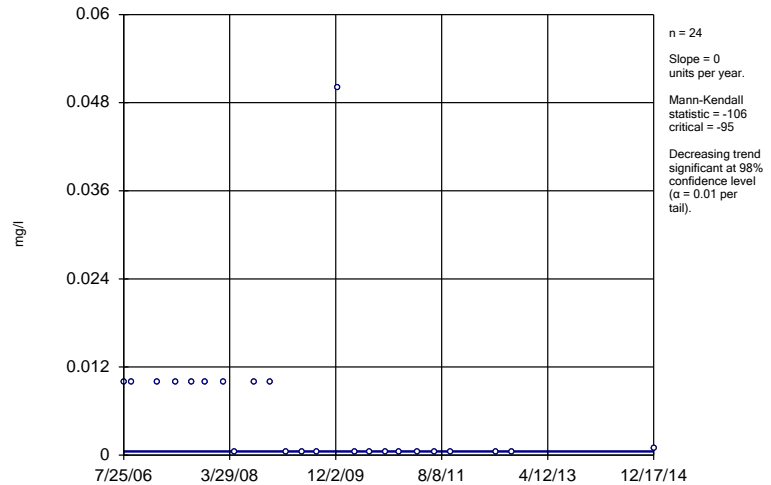
Constituent: Selenium Analysis Run 1/15/2015 12:38 PM
Facility: NABORS Client: SCS Engineers Data File: NABORS flat 1-13-2015

Sen's Slope Estimator NAB-2



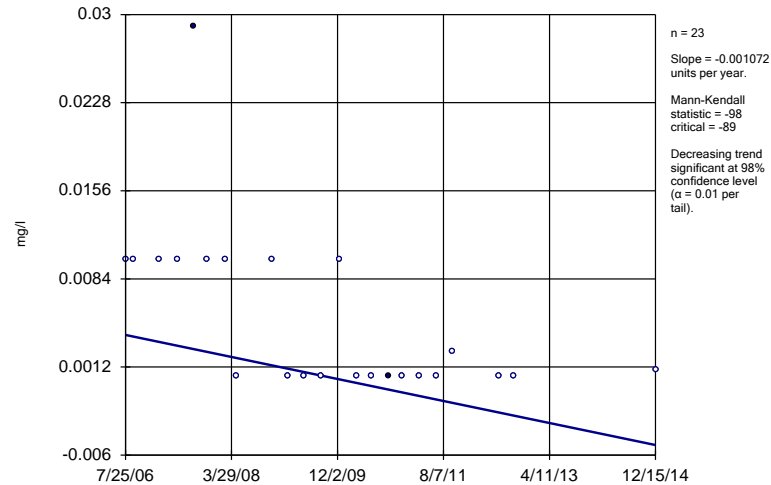
Constituent: Selenium Analysis Run 1/15/2015 12:38 PM
Facility: NABORS Client: SCS Engineers Data File: NABORS flat 1-13-2015

Sen's Slope Estimator NAB-3



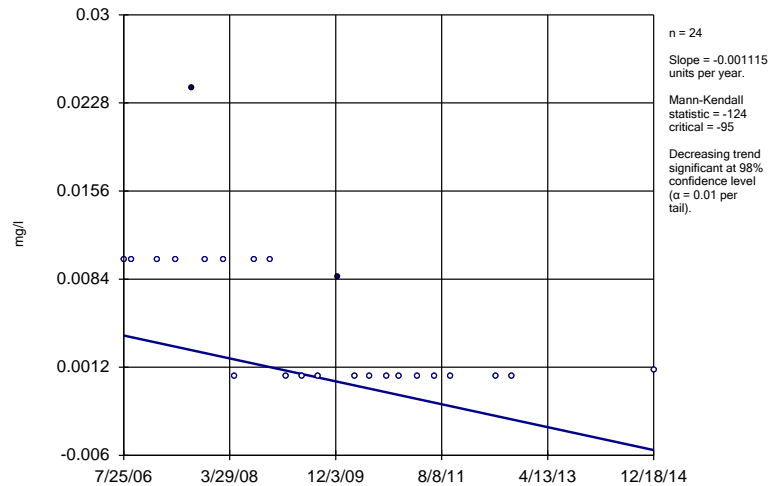
Constituent: Selenium Analysis Run 1/15/2015 12:38 PM
Facility: NABORS Client: SCS Engineers Data File: NABORS flat 1-13-2015

Sen's Slope Estimator NAB-4



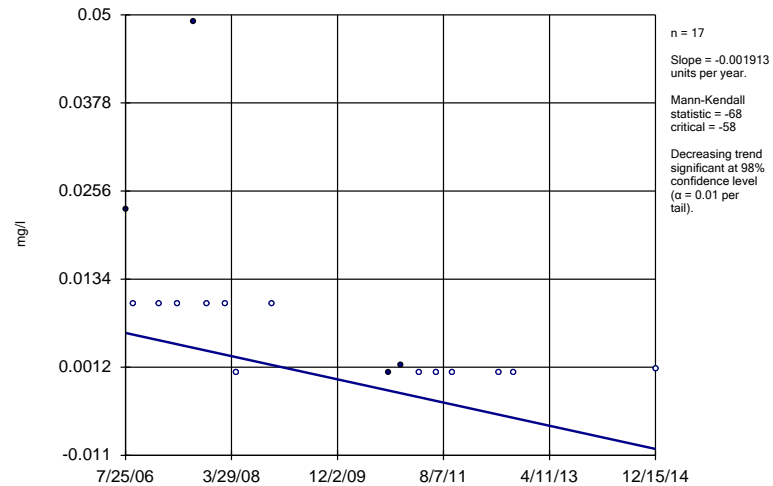
Constituent: Selenium Analysis Run 1/15/2015 12:38 PM
Facility: NABORS Client: SCS Engineers Data File: NABORS flat 1-13-2015

Sen's Slope Estimator
NAB-7



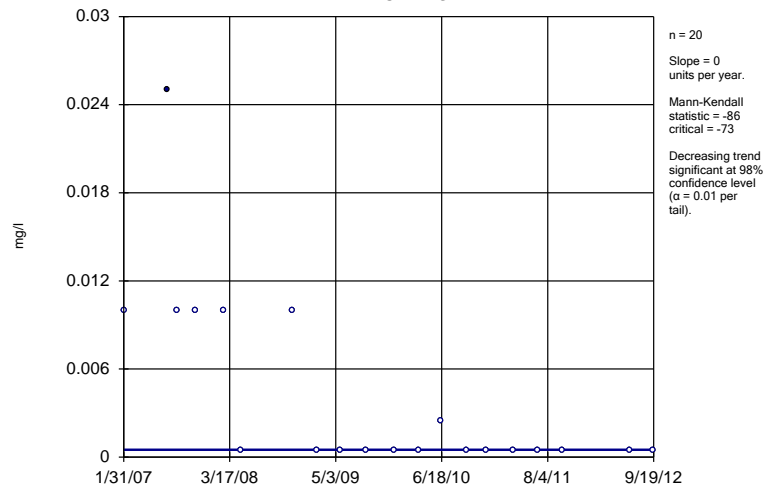
Constituent: Selenium Analysis Run 1/15/2015 12:38 PM
Facility: NABORS Client: SCS Engineers Data File: NABORS flat 1-13-2015

Sen's Slope Estimator
NAB-8



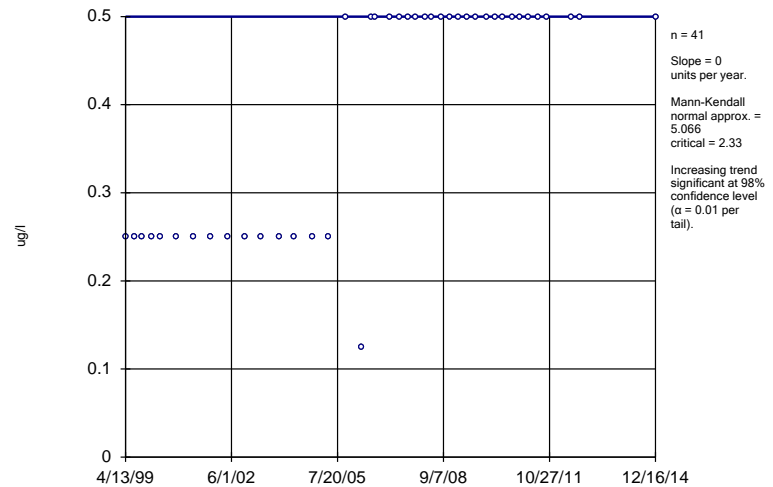
Constituent: Selenium Analysis Run 1/15/2015 12:38 PM
Facility: NABORS Client: SCS Engineers Data File: NABORS flat 1-13-2015

Sen's Slope Estimator
SPRINGA



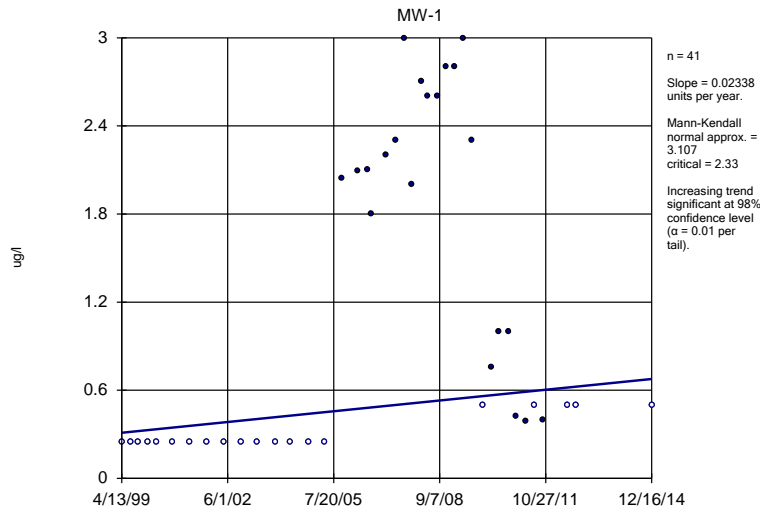
Constituent: Selenium Analysis Run 1/15/2015 12:38 PM
Facility: NABORS Client: SCS Engineers Data File: NABORS flat 1-13-2015

Sen's Slope Estimator
MW-4



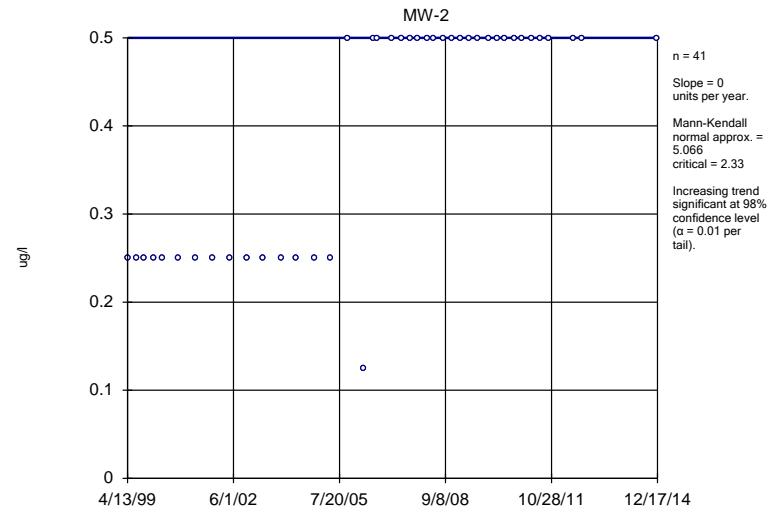
Constituent: Tetrachloroethene Analysis Run 1/15/2015 12:39 PM
Facility: NABORS Client: SCS Engineers Data File: NABORS flat 1-13-2015

Sen's Slope Estimator



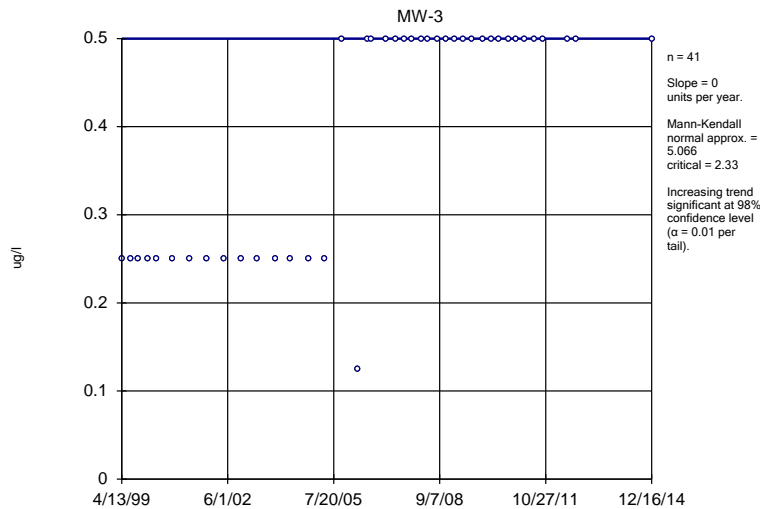
Constituent: Tetrachloroethene Analysis Run 1/15/2015 12:39 PM
Facility: NABORS Client: SCS Engineers Data File: NABORS flat 1-13-2015

Sen's Slope Estimator



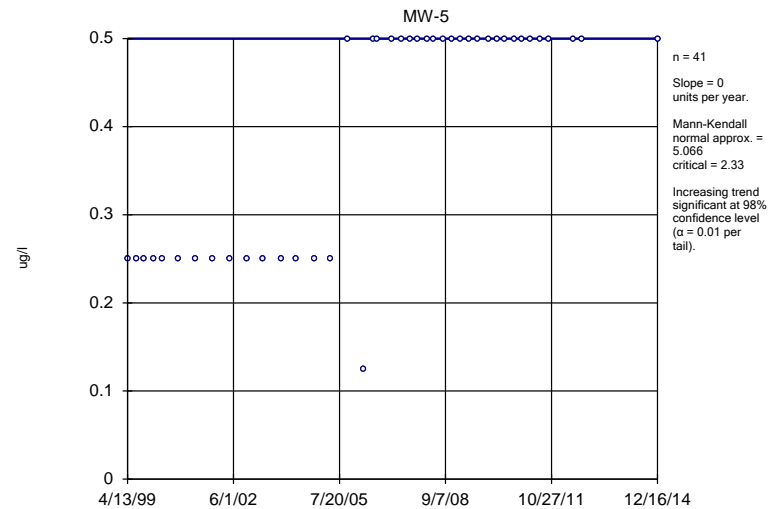
Constituent: Tetrachloroethene Analysis Run 1/15/2015 12:39 PM
Facility: NABORS Client: SCS Engineers Data File: NABORS flat 1-13-2015

Sen's Slope Estimator



Constituent: Tetrachloroethene Analysis Run 1/15/2015 12:39 PM
Facility: NABORS Client: SCS Engineers Data File: NABORS flat 1-13-2015

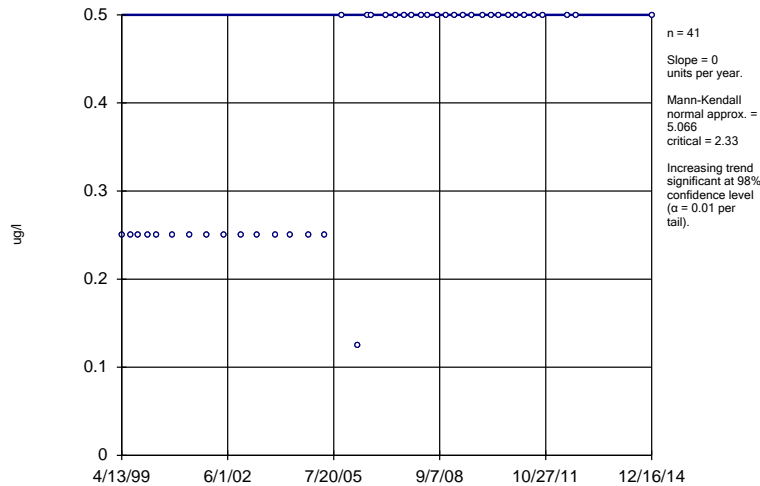
Sen's Slope Estimator



Constituent: Tetrachloroethene Analysis Run 1/15/2015 12:39 PM
Facility: NABORS Client: SCS Engineers Data File: NABORS flat 1-13-2015

Sen's Slope Estimator

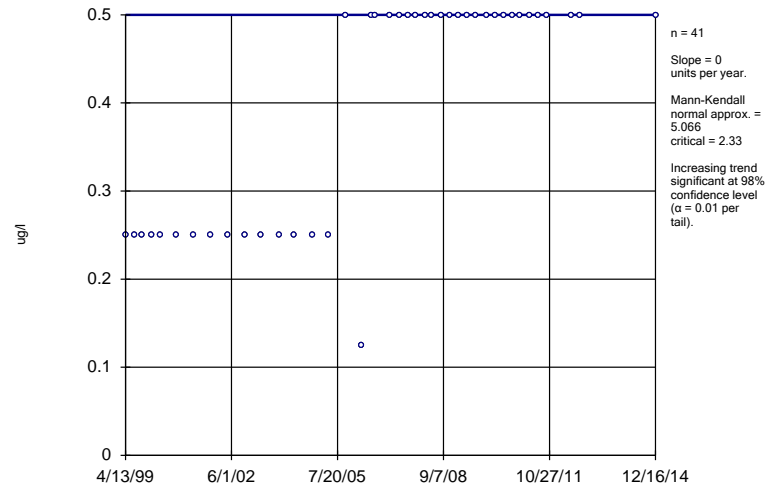
MW-6



Constituent: Tetrachloroethene Analysis Run 1/15/2015 12:39 PM
Facility: NABORS Client: SCS Engineers Data File: NABORS flat 1-13-2015

Sen's Slope Estimator

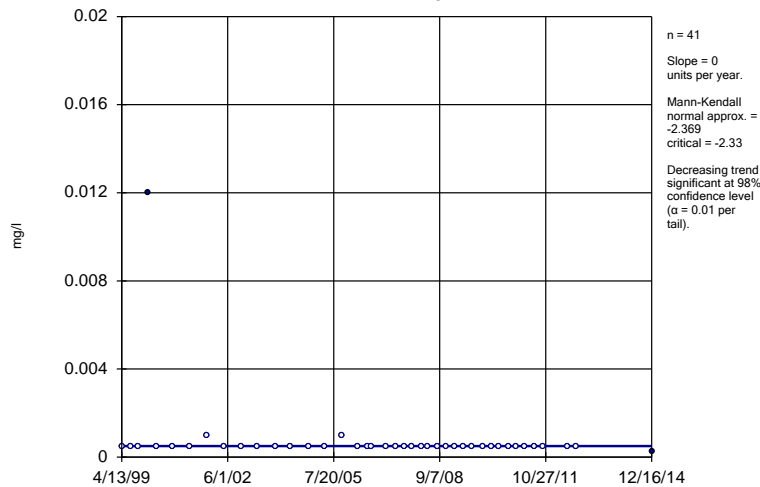
MW-7



Constituent: Tetrachloroethene Analysis Run 1/15/2015 12:39 PM
Facility: NABORS Client: SCS Engineers Data File: NABORS flat 1-13-2015

Sen's Slope Estimator

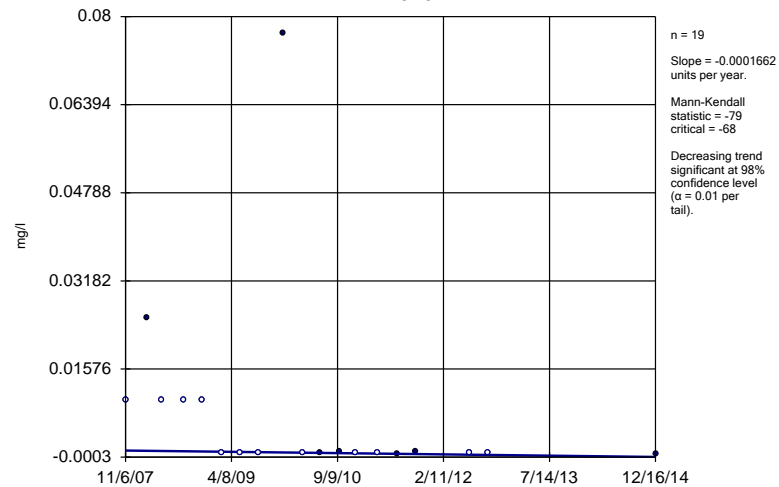
MW-3



Constituent: Thallium Analysis Run 1/15/2015 12:40 PM
Facility: NABORS Client: SCS Engineers Data File: NABORS flat 1-13-2015

Sen's Slope Estimator

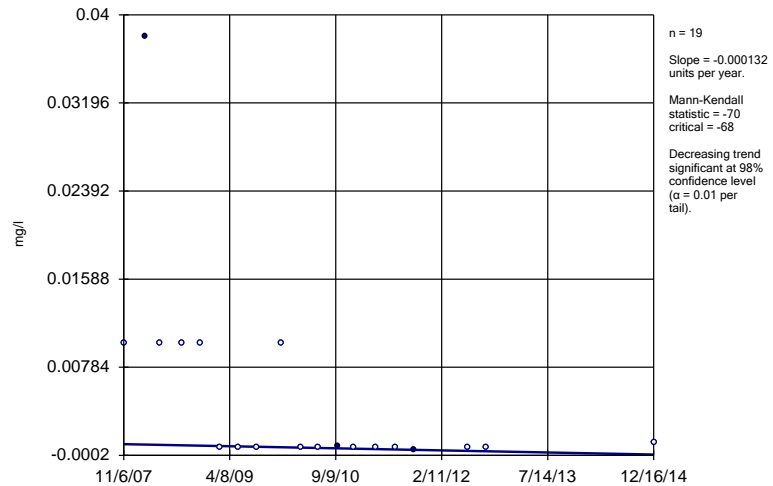
CAO-1



Constituent: Tin Analysis Run 1/15/2015 12:40 PM
Facility: NABORS Client: SCS Engineers Data File: NABORS flat 1-13-2015

Sen's Slope Estimator

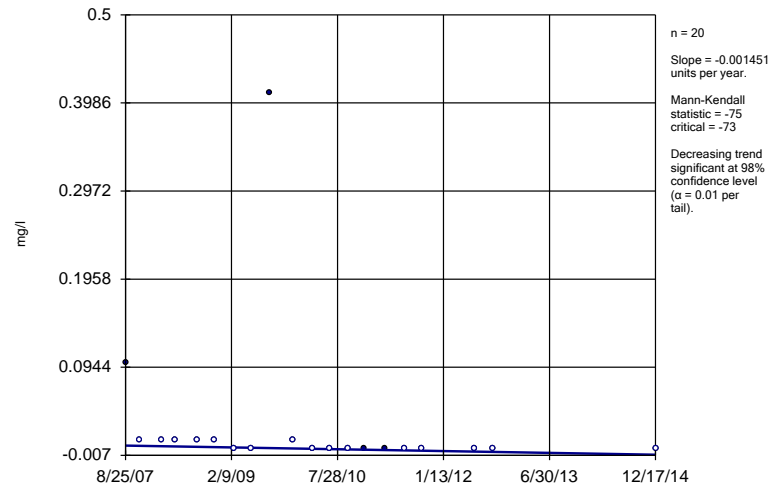
MW-1



Constituent: Tin Analysis Run 1/15/2015 12:40 PM
Facility: NABORS Client: SCS Engineers Data File: NABORS flat 1-13-2015

Sen's Slope Estimator

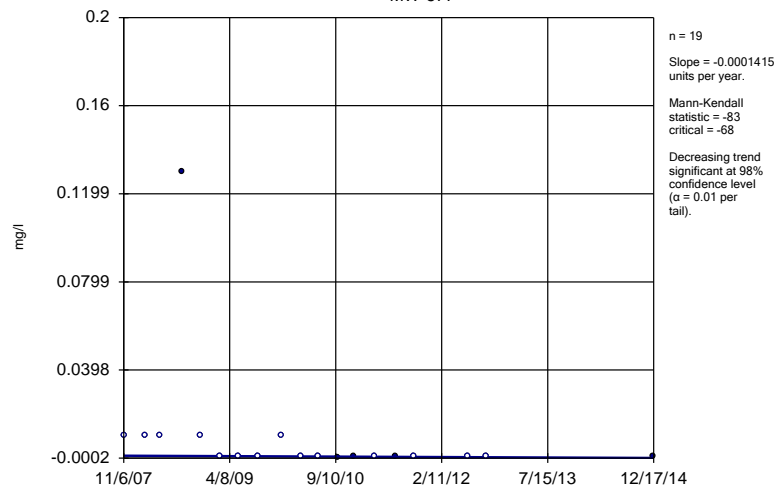
MW-509D



Constituent: Tin Analysis Run 1/15/2015 12:40 PM
Facility: NABORS Client: SCS Engineers Data File: NABORS flat 1-13-2015

Sen's Slope Estimator

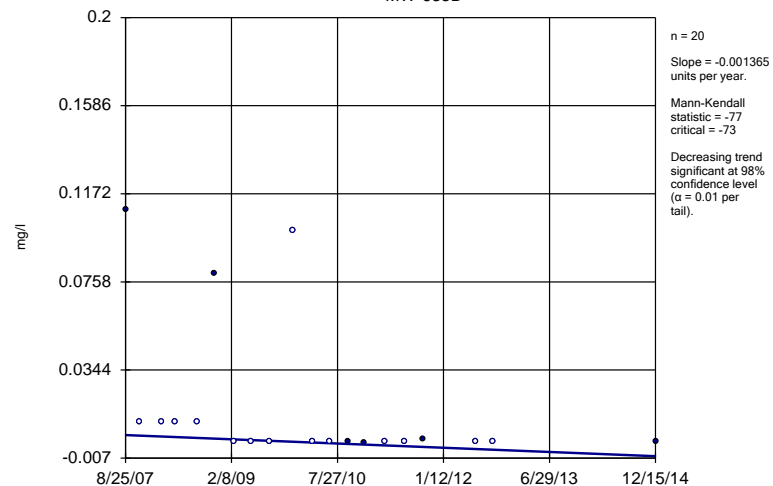
MW-577



Constituent: Tin Analysis Run 1/15/2015 12:40 PM
Facility: NABORS Client: SCS Engineers Data File: NABORS flat 1-13-2015

Sen's Slope Estimator

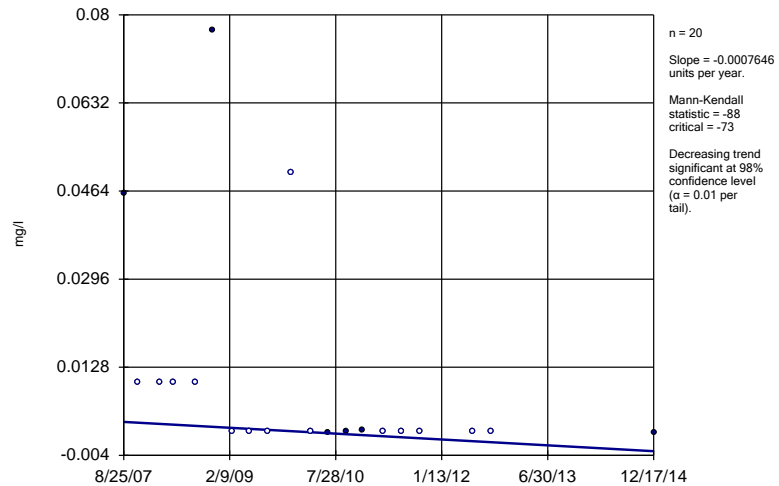
MW-633D



Constituent: Tin Analysis Run 1/15/2015 12:40 PM
Facility: NABORS Client: SCS Engineers Data File: NABORS flat 1-13-2015

Sen's Slope Estimator

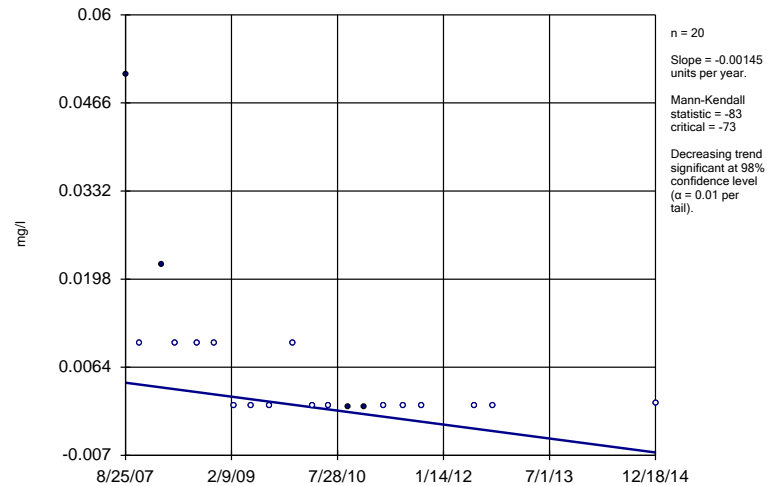
MW-689D



Constituent: Tin Analysis Run 1/15/2015 12:40 PM
Facility: NABORS Client: SCS Engineers Data File: NABORS flat 1-13-2015

Sen's Slope Estimator

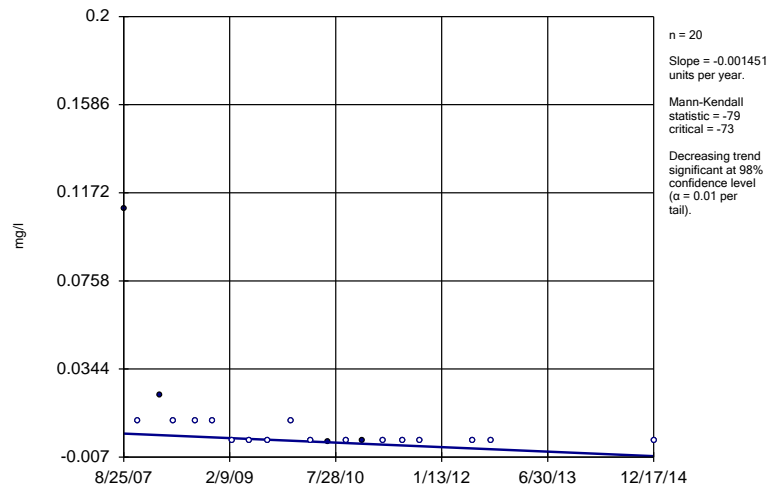
NAB-1



Constituent: Tin Analysis Run 1/15/2015 12:40 PM
Facility: NABORS Client: SCS Engineers Data File: NABORS flat 1-13-2015

Sen's Slope Estimator

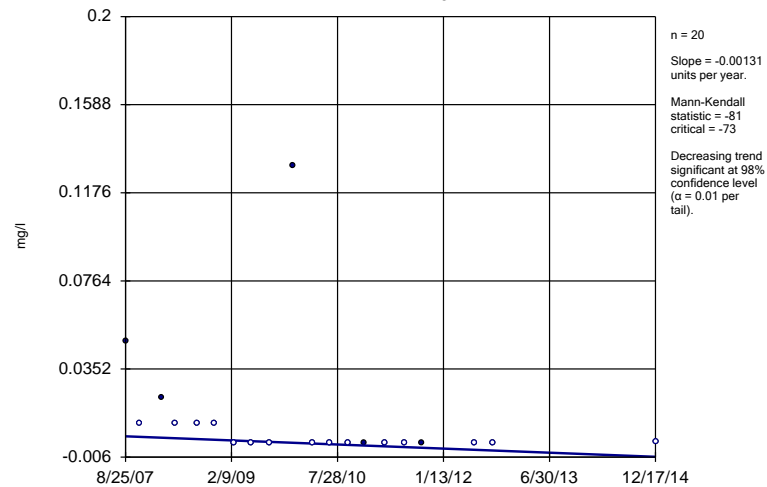
NAB-2



Constituent: Tin Analysis Run 1/15/2015 12:40 PM
Facility: NABORS Client: SCS Engineers Data File: NABORS flat 1-13-2015

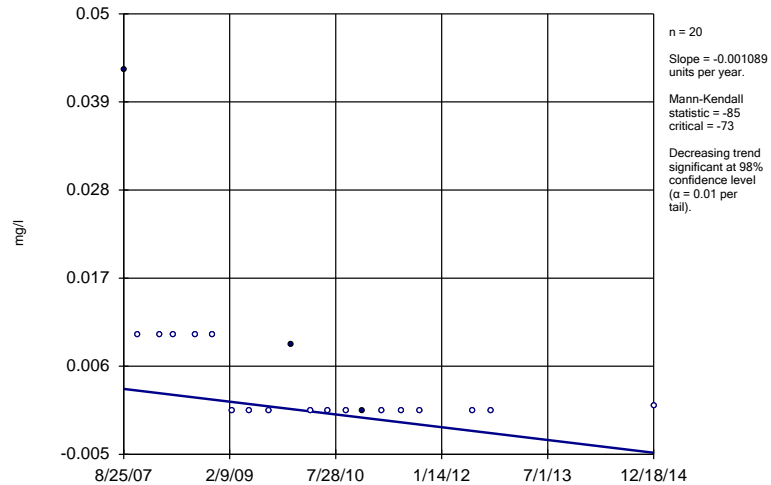
Sen's Slope Estimator

NAB-3



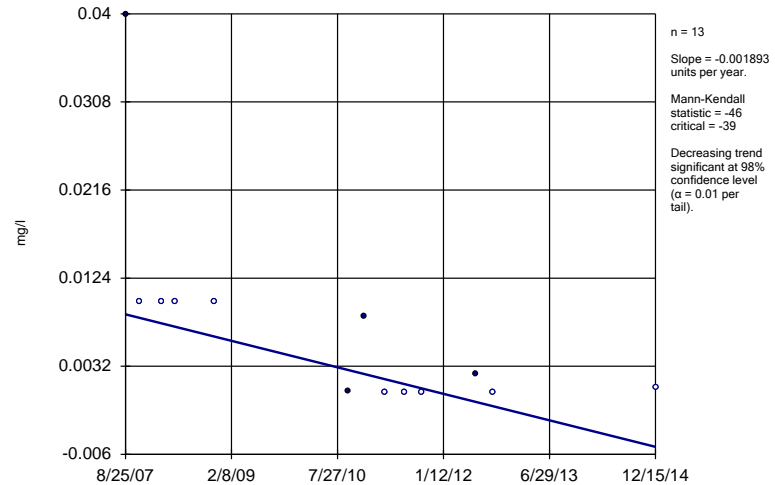
Constituent: Tin Analysis Run 1/15/2015 12:40 PM
Facility: NABORS Client: SCS Engineers Data File: NABORS flat 1-13-2015

Sen's Slope Estimator NAB-7



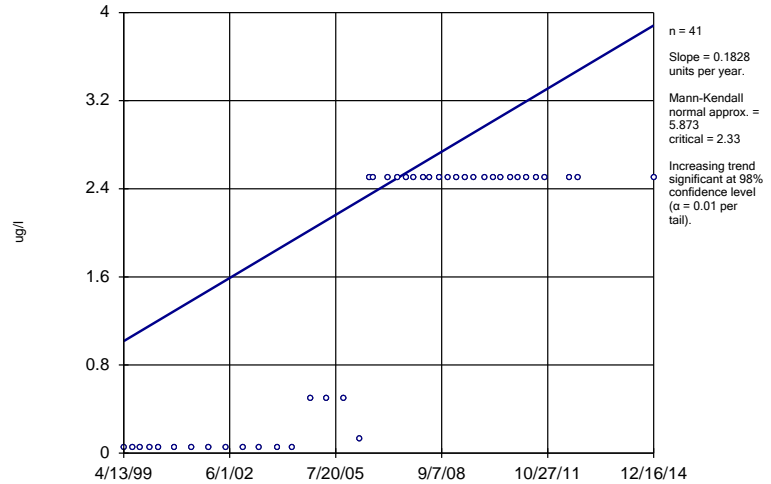
Constituent: Tin Analysis Run 1/15/2015 12:40 PM
Facility: NABORS Client: SCS Engineers Data File: NABORS flat 1-13-2015

Sen's Slope Estimator NAB-8



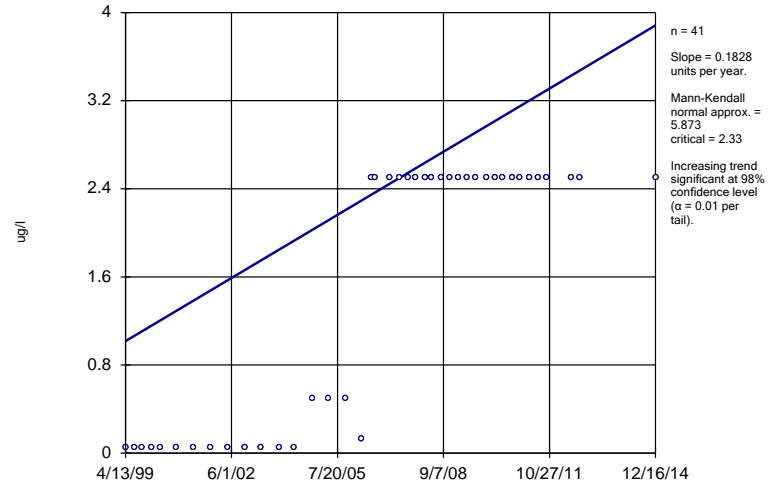
Constituent: Tin Analysis Run 1/15/2015 12:40 PM
Facility: NABORS Client: SCS Engineers Data File: NABORS flat 1-13-2015

Sen's Slope Estimator MW-4



Constituent: Toluene Analysis Run 1/15/2015 12:41 PM
Facility: NABORS Client: SCS Engineers Data File: NABORS flat 1-13-2015

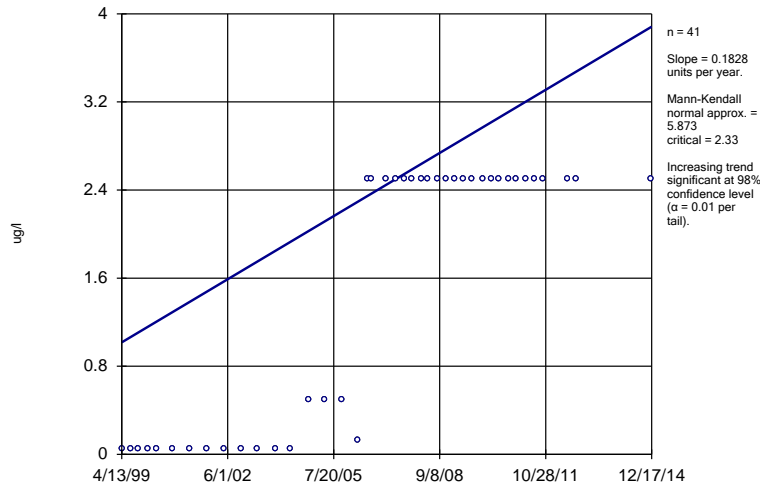
Sen's Slope Estimator MW-1



Constituent: Toluene Analysis Run 1/15/2015 12:41 PM
Facility: NABORS Client: SCS Engineers Data File: NABORS flat 1-13-2015

Sen's Slope Estimator

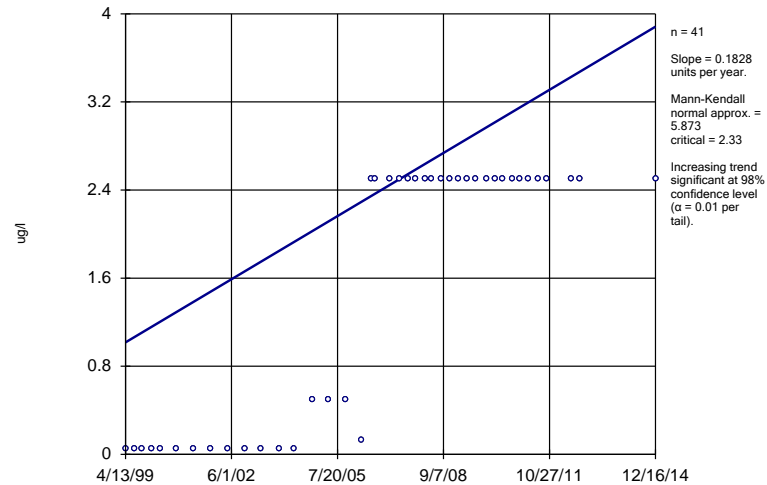
MW-2



Constituent: Toluene Analysis Run 1/15/2015 12:41 PM
Facility: NABORS Client: SCS Engineers Data File: NABORS flat 1-13-2015

Sen's Slope Estimator

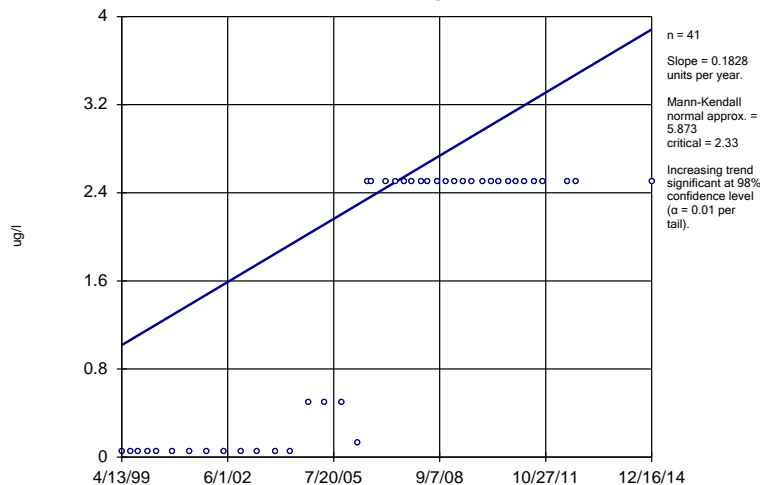
MW-3



Constituent: Toluene Analysis Run 1/15/2015 12:41 PM
Facility: NABORS Client: SCS Engineers Data File: NABORS flat 1-13-2015

Sen's Slope Estimator

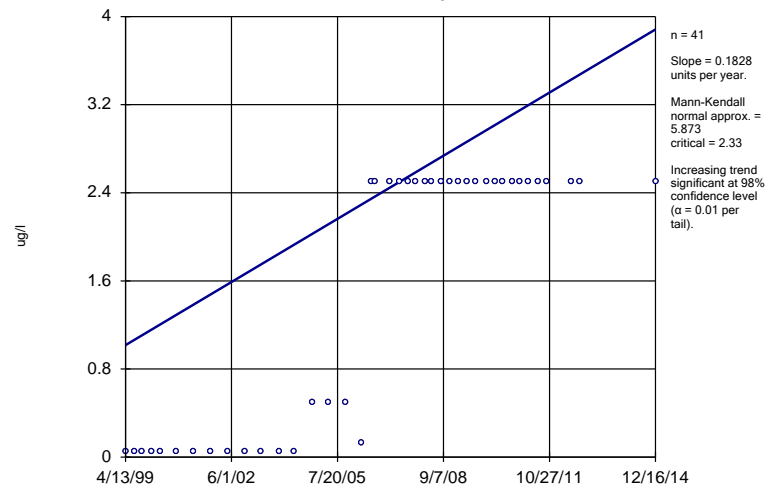
MW-5



Constituent: Toluene Analysis Run 1/15/2015 12:41 PM
Facility: NABORS Client: SCS Engineers Data File: NABORS flat 1-13-2015

Sen's Slope Estimator

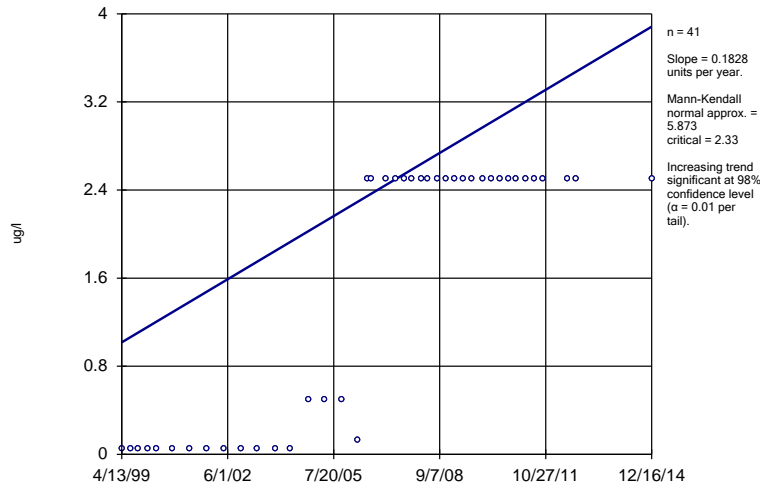
MW-6



Constituent: Toluene Analysis Run 1/15/2015 12:41 PM
Facility: NABORS Client: SCS Engineers Data File: NABORS flat 1-13-2015

Sen's Slope Estimator

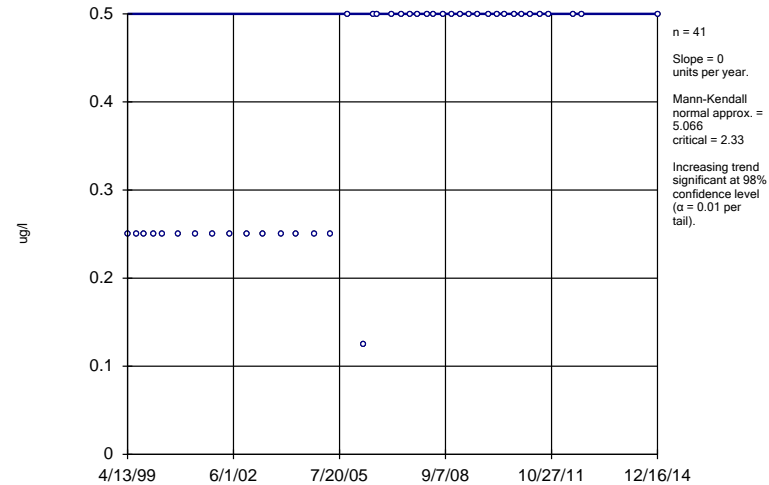
MW-7



Constituent: Toluene Analysis Run 1/15/2015 12:41 PM
Facility: NABORS Client: SCS Engineers Data File: NABORS flat 1-13-2015

Sen's Slope Estimator

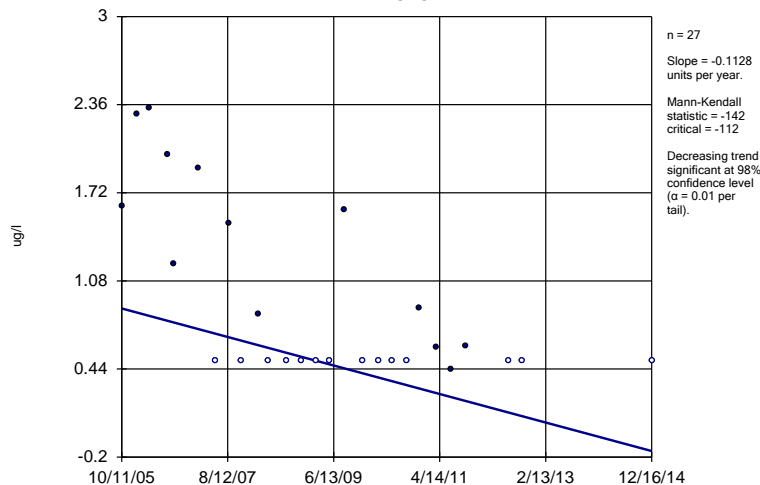
MW-4



Constituent: Trichloroethene Analysis Run 1/15/2015 12:42 PM
Facility: NABORS Client: SCS Engineers Data File: NABORS flat 1-13-2015

Sen's Slope Estimator

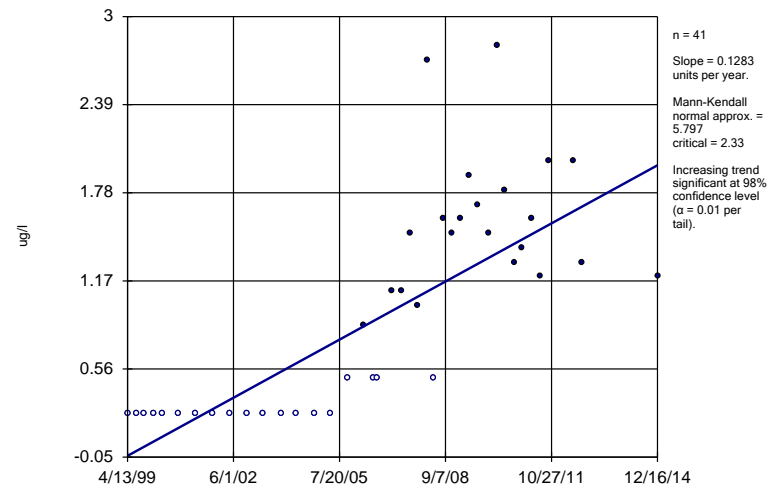
CAO-1



Constituent: Trichloroethene Analysis Run 1/15/2015 12:42 PM
Facility: NABORS Client: SCS Engineers Data File: NABORS flat 1-13-2015

Sen's Slope Estimator

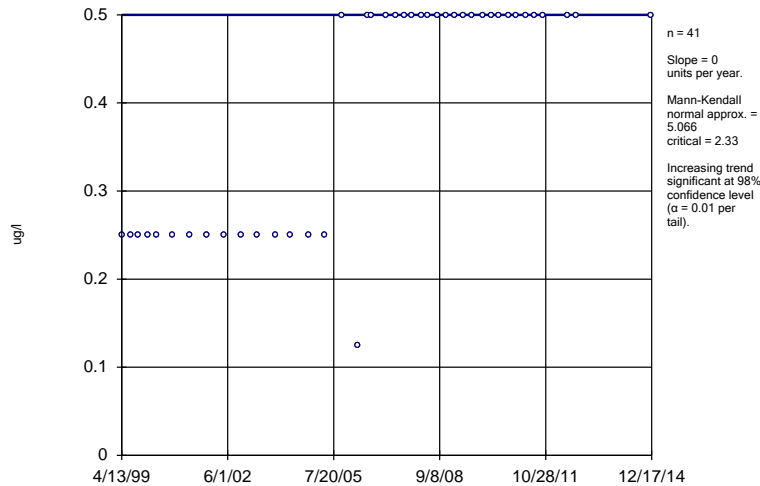
MW-1



Constituent: Trichloroethene Analysis Run 1/15/2015 12:42 PM
Facility: NABORS Client: SCS Engineers Data File: NABORS flat 1-13-2015

Sen's Slope Estimator

MW-2

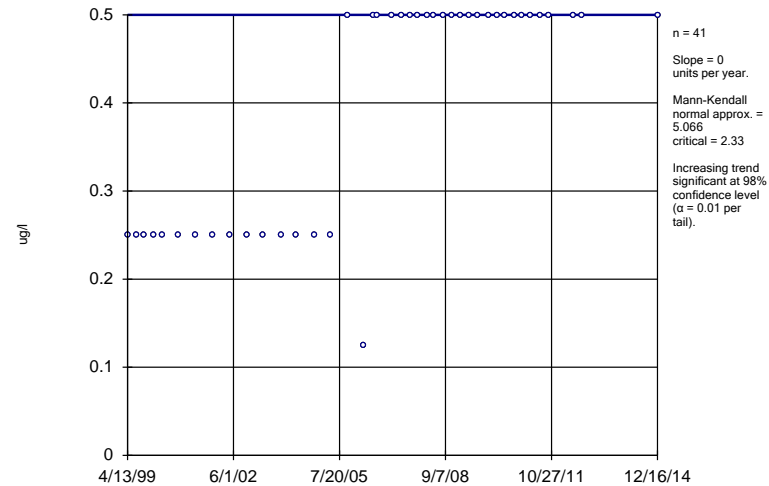


Constituent: Trichloroethene Analysis Run 1/15/2015 12:42 PM

Facility: NABORS Client: SCS Engineers Data File: NABORS flat 1-13-2015

Sen's Slope Estimator

MW-3

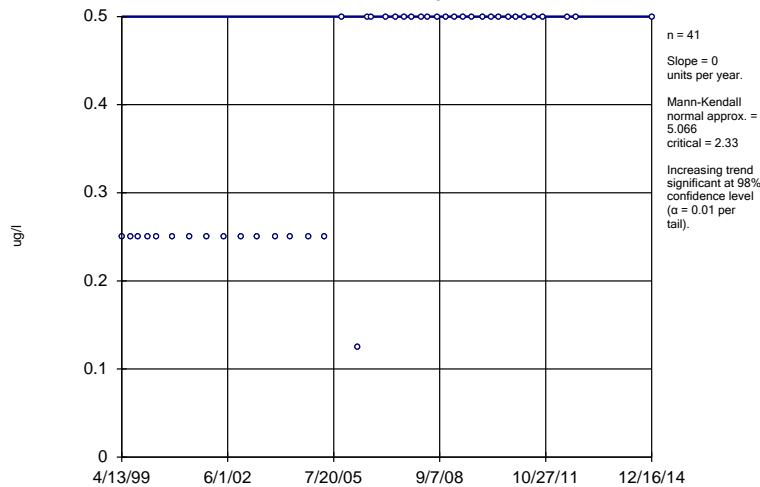


Constituent: Trichloroethene Analysis Run 1/15/2015 12:42 PM

Facility: NABORS Client: SCS Engineers Data File: NABORS flat 1-13-2015

Sen's Slope Estimator

MW-5

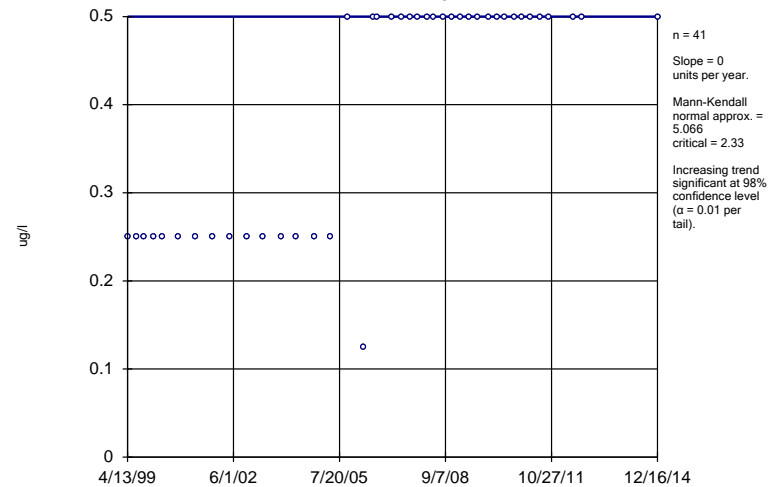


Constituent: Trichloroethene Analysis Run 1/15/2015 12:42 PM

Facility: NABORS Client: SCS Engineers Data File: NABORS flat 1-13-2015

Sen's Slope Estimator

MW-6

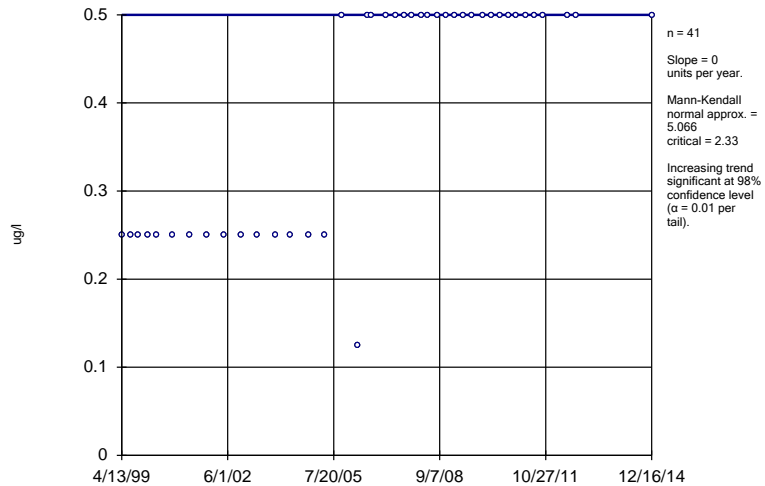


Constituent: Trichloroethene Analysis Run 1/15/2015 12:42 PM

Facility: NABORS Client: SCS Engineers Data File: NABORS flat 1-13-2015

Sen's Slope Estimator

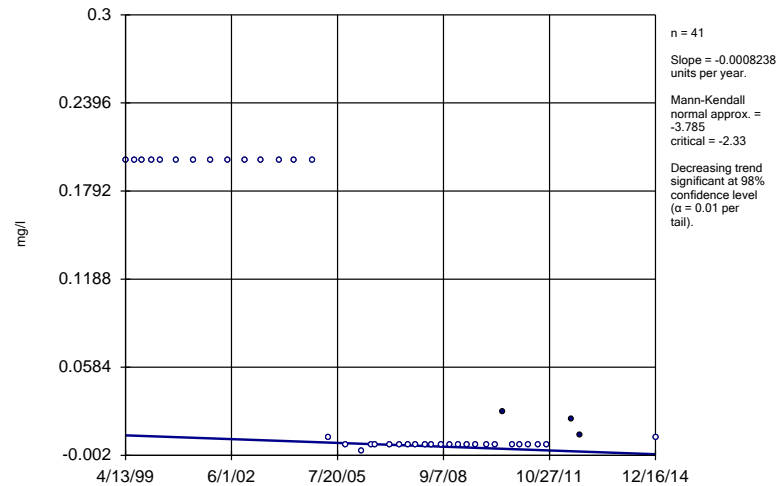
MW-7



Constituent: Trichloroethene Analysis Run 1/15/2015 12:42 PM
Facility: NABORS Client: SCS Engineers Data File: NABORS flat 1-13-2015

Sen's Slope Estimator

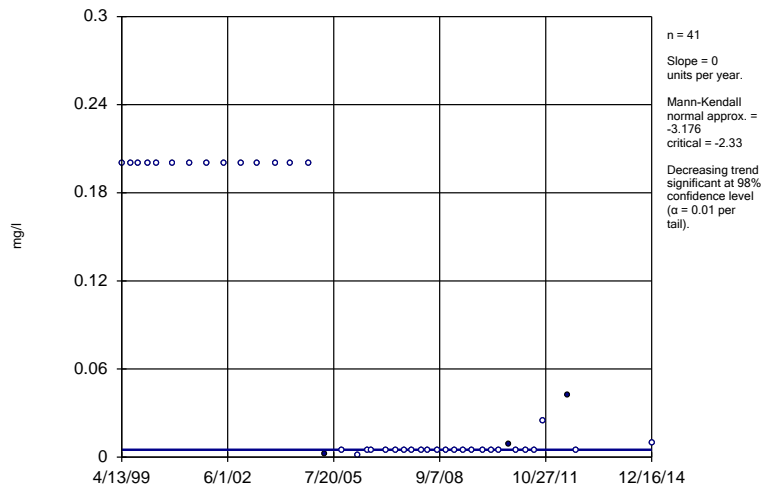
MW-4



Constituent: Vanadium Analysis Run 1/15/2015 12:43 PM
Facility: NABORS Client: SCS Engineers Data File: NABORS flat 1-13-2015

Sen's Slope Estimator

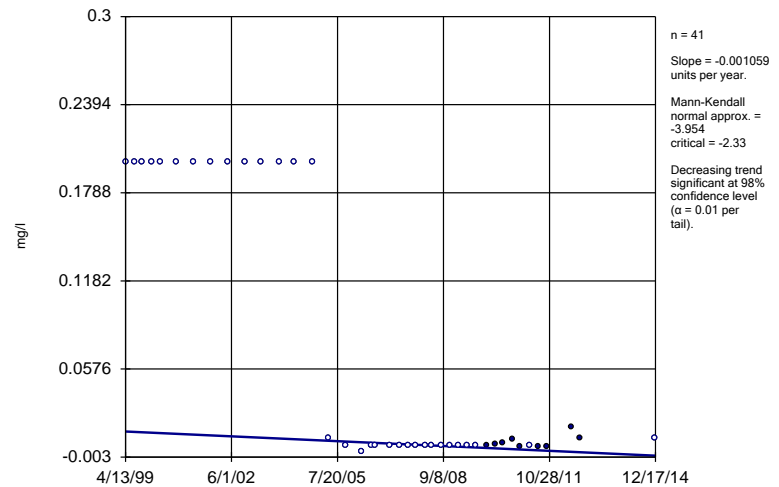
MW-1



Constituent: Vanadium Analysis Run 1/15/2015 12:43 PM
Facility: NABORS Client: SCS Engineers Data File: NABORS flat 1-13-2015

Sen's Slope Estimator

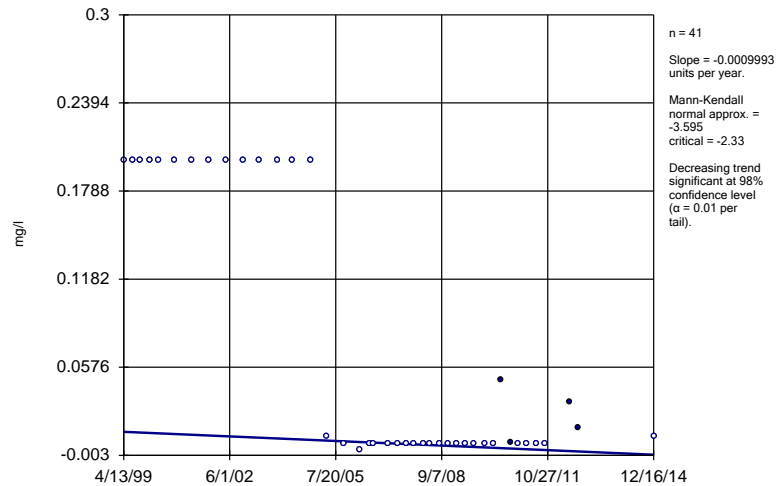
MW-2



Constituent: Vanadium Analysis Run 1/15/2015 12:43 PM
Facility: NABORS Client: SCS Engineers Data File: NABORS flat 1-13-2015

Sen's Slope Estimator

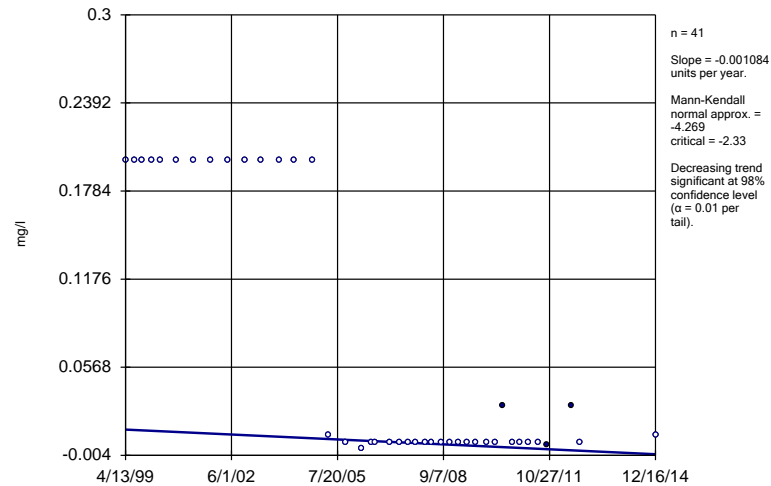
MW-3



Constituent: Vanadium Analysis Run 1/15/2015 12:43 PM
Facility: NABORS Client: SCS Engineers Data File: NABORS flat 1-13-2015

Sen's Slope Estimator

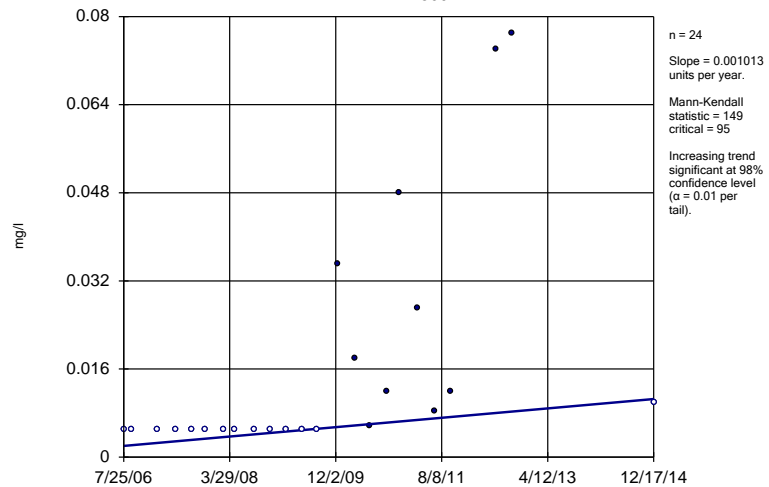
MW-5



Constituent: Vanadium Analysis Run 1/15/2015 12:43 PM
Facility: NABORS Client: SCS Engineers Data File: NABORS flat 1-13-2015

Sen's Slope Estimator

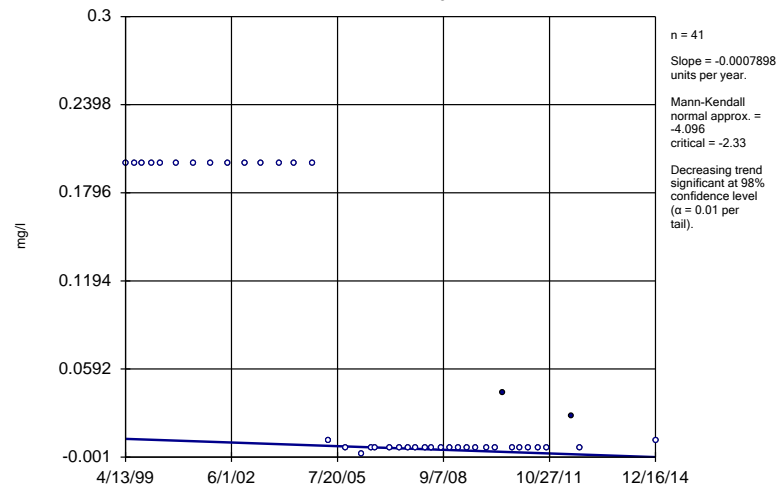
MW-509D



Constituent: Vanadium Analysis Run 1/15/2015 12:43 PM
Facility: NABORS Client: SCS Engineers Data File: NABORS flat 1-13-2015

Sen's Slope Estimator

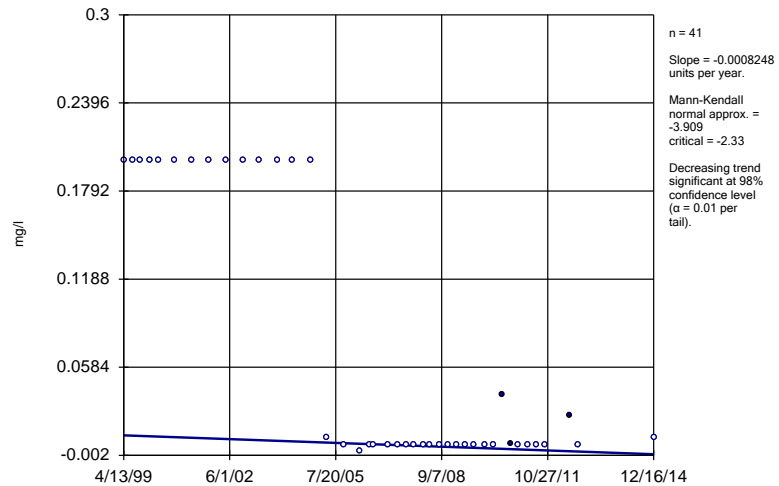
MW-6



Constituent: Vanadium Analysis Run 1/15/2015 12:43 PM
Facility: NABORS Client: SCS Engineers Data File: NABORS flat 1-13-2015

Sen's Slope Estimator

MW-7

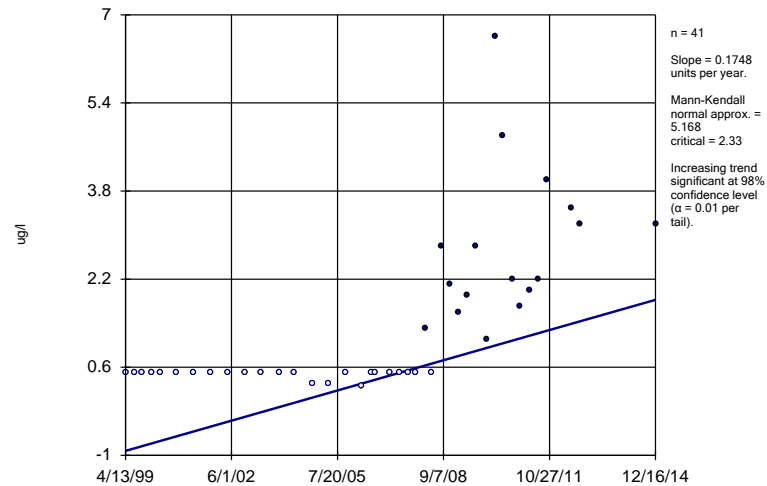


Constituent: Vanadium Analysis Run 1/15/2015 12:43 PM

Facility: NABORS Client: SCS Engineers Data File: NABORS flat 1-13-2015

Sen's Slope Estimator

MW-1

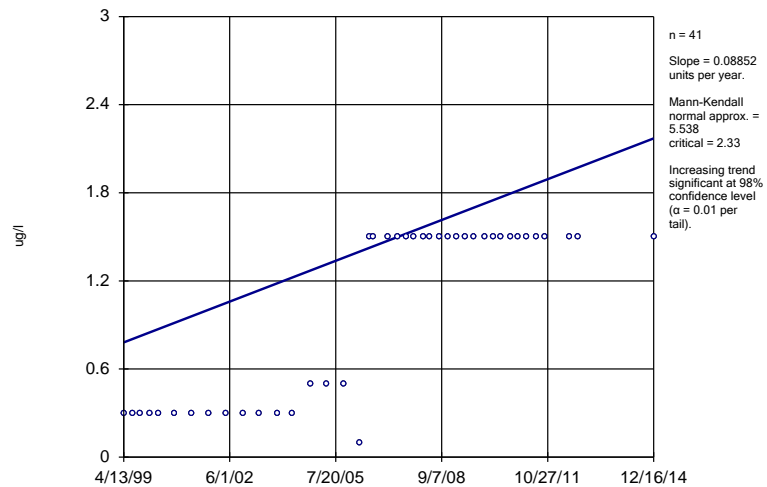


Constituent: Vinyl chloride Analysis Run 1/15/2015 12:43 PM

Facility: NABORS Client: SCS Engineers Data File: NABORS flat 1-13-2015

Sen's Slope Estimator

MW-4

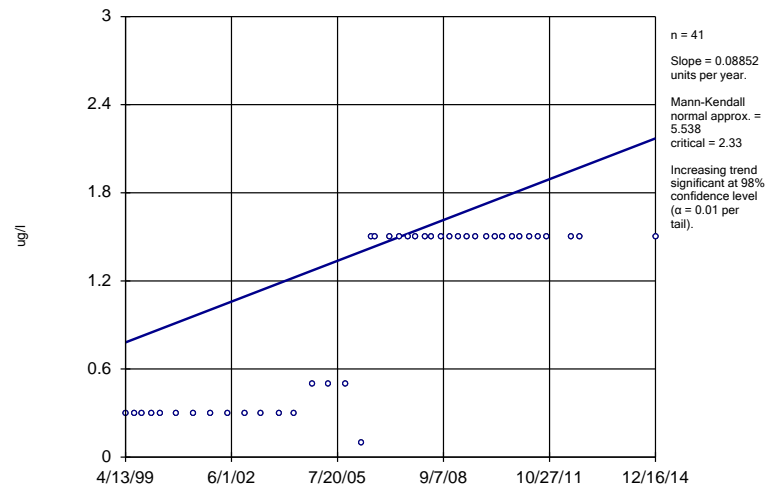


Constituent: Xylenes, Total Analysis Run 1/15/2015 12:44 PM

Facility: NABORS Client: SCS Engineers Data File: NABORS flat 1-13-2015

Sen's Slope Estimator

MW-1

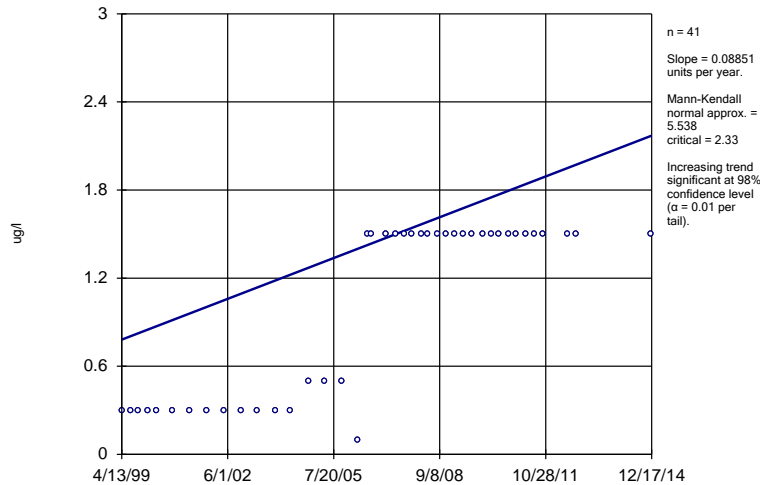


Constituent: Xylenes, Total Analysis Run 1/15/2015 12:44 PM

Facility: NABORS Client: SCS Engineers Data File: NABORS flat 1-13-2015

Sen's Slope Estimator

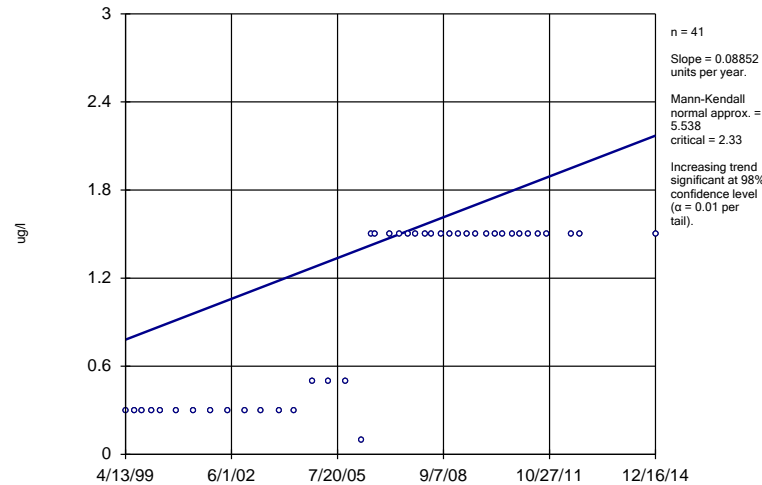
MW-2



Constituent: Xylenes, Total Analysis Run 1/15/2015 12:44 PM
Facility: NABORS Client: SCS Engineers Data File: NABORS flat 1-13-2015

Sen's Slope Estimator

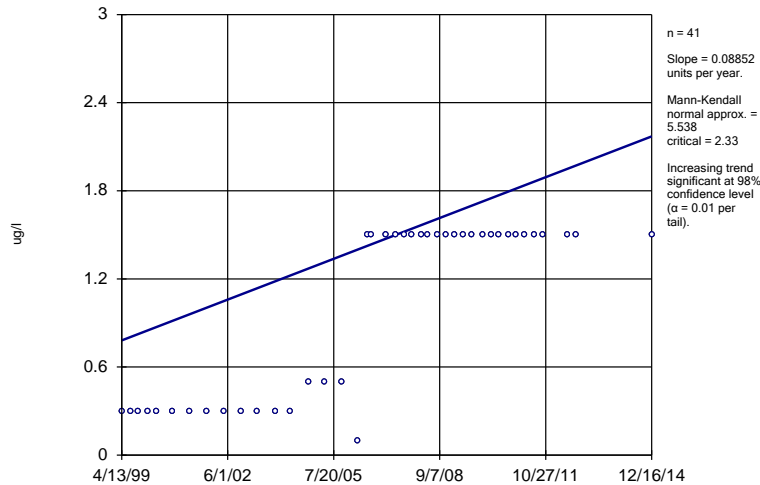
MW-3



Constituent: Xylenes, Total Analysis Run 1/15/2015 12:44 PM
Facility: NABORS Client: SCS Engineers Data File: NABORS flat 1-13-2015

Sen's Slope Estimator

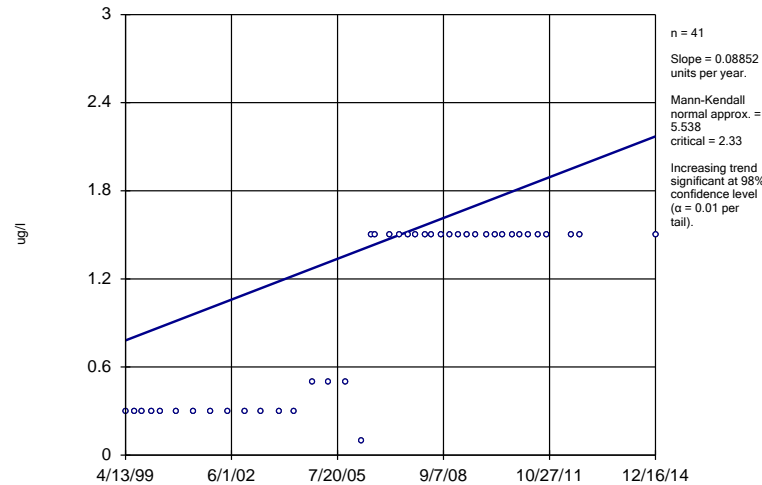
MW-5



Constituent: Xylenes, Total Analysis Run 1/15/2015 12:44 PM
Facility: NABORS Client: SCS Engineers Data File: NABORS flat 1-13-2015

Sen's Slope Estimator

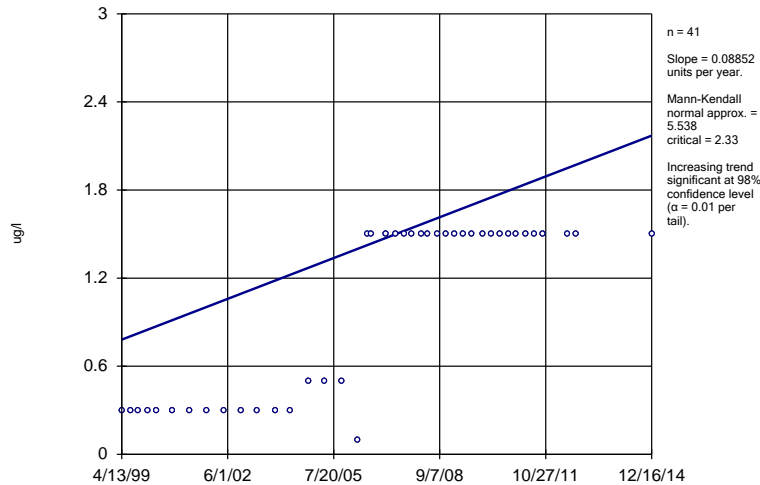
MW-6



Constituent: Xylenes, Total Analysis Run 1/15/2015 12:44 PM
Facility: NABORS Client: SCS Engineers Data File: NABORS flat 1-13-2015

Sen's Slope Estimator

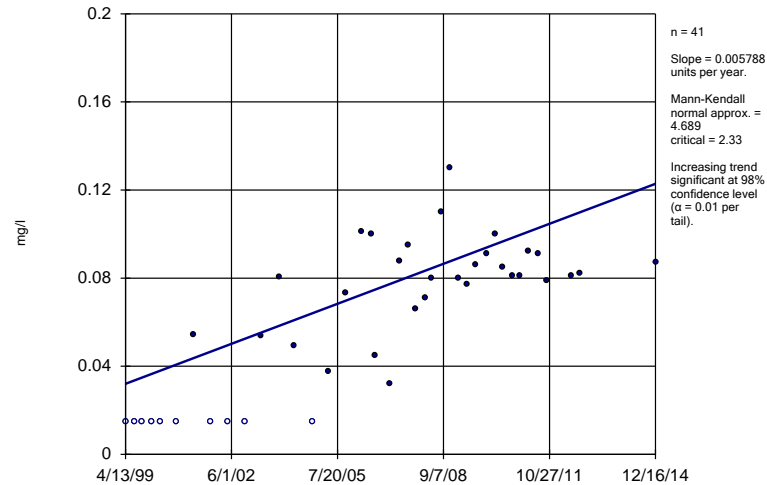
MW-7



Constituent: Xylenes, Total Analysis Run 1/15/2015 12:44 PM
Facility: NABORS Client: SCS Engineers Data File: NABORS flat 1-13-2015

Sen's Slope Estimator

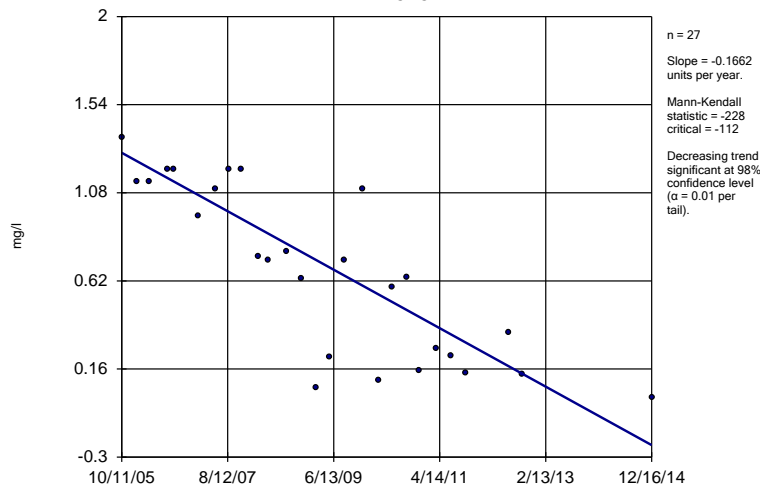
MW-4



Constituent: Zinc Analysis Run 1/15/2015 12:45 PM
Facility: NABORS Client: SCS Engineers Data File: NABORS flat 1-13-2015

Sen's Slope Estimator

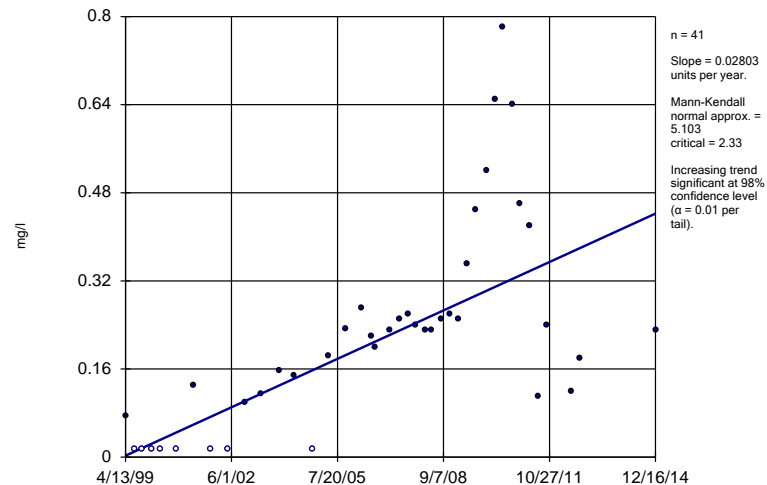
CAO-1



Constituent: Zinc Analysis Run 1/15/2015 12:45 PM
Facility: NABORS Client: SCS Engineers Data File: NABORS flat 1-13-2015

Sen's Slope Estimator

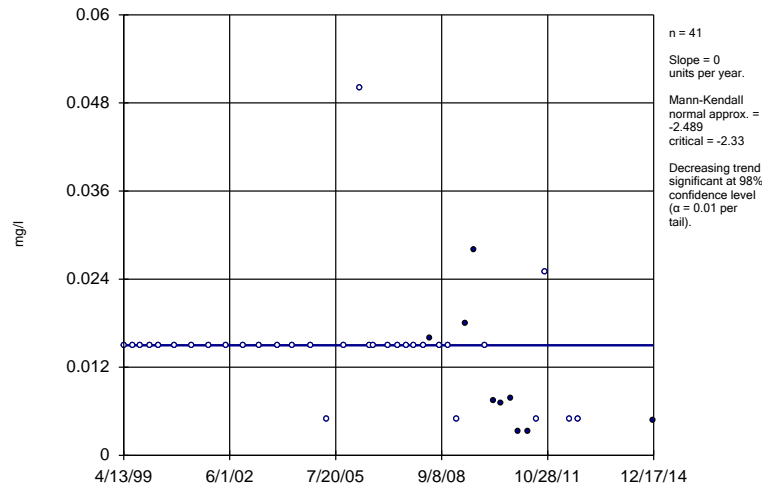
MW-1



Constituent: Zinc Analysis Run 1/15/2015 12:45 PM
Facility: NABORS Client: SCS Engineers Data File: NABORS flat 1-13-2015

Sen's Slope Estimator

MW-2

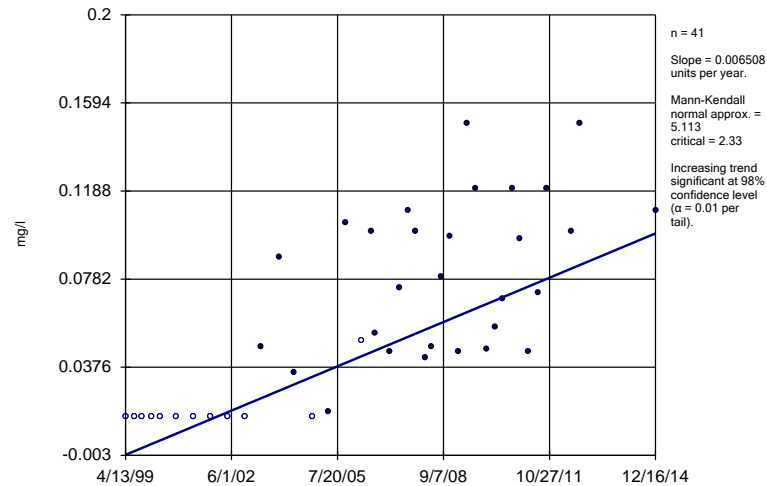


Constituent: Zinc Analysis Run 1/15/2015 12:45 PM

Facility: NABORS Client: SCS Engineers Data File: NABORS flat 1-13-2015

Sen's Slope Estimator

MW-3

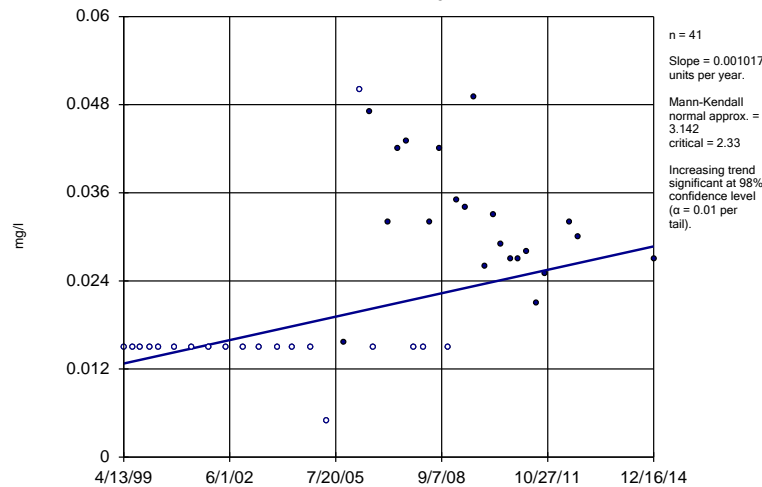


Constituent: Zinc Analysis Run 1/15/2015 12:45 PM

Facility: NABORS Client: SCS Engineers Data File: NABORS flat 1-13-2015

Sen's Slope Estimator

MW-5

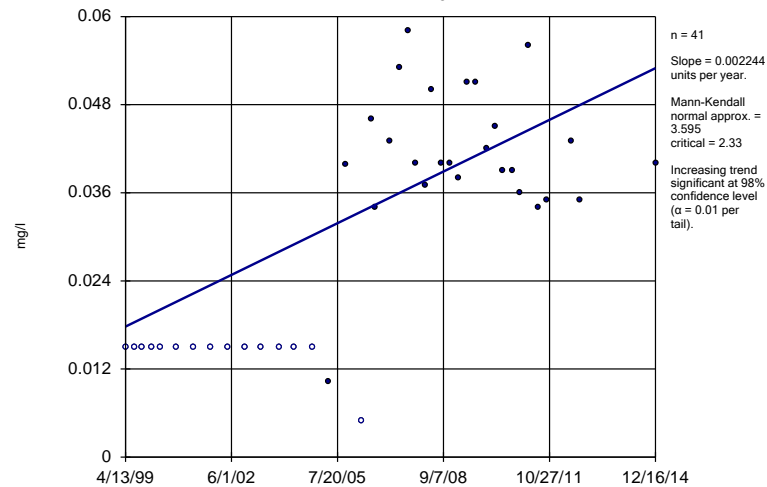


Constituent: Zinc Analysis Run 1/15/2015 12:45 PM

Facility: NABORS Client: SCS Engineers Data File: NABORS flat 1-13-2015

Sen's Slope Estimator

MW-6

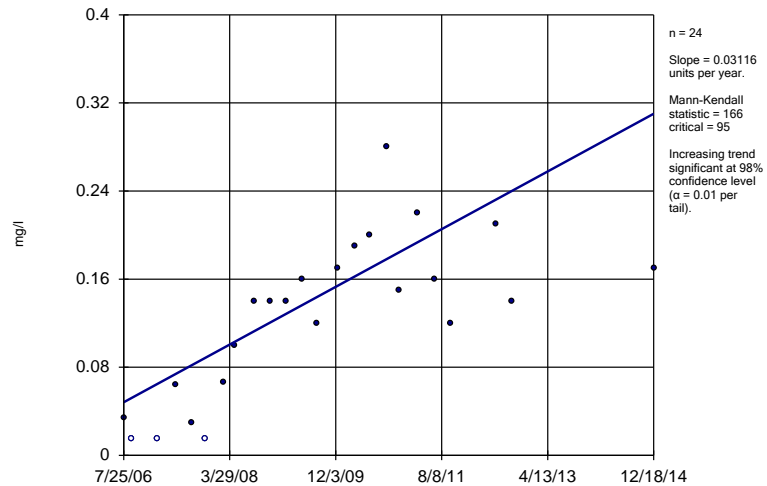


Constituent: Zinc Analysis Run 1/15/2015 12:45 PM

Facility: NABORS Client: SCS Engineers Data File: NABORS flat 1-13-2015

Sen's Slope Estimator

NAB-1

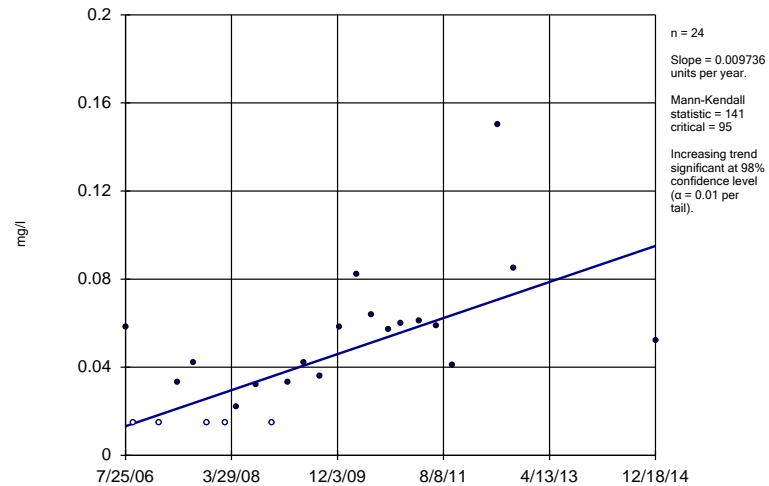


Constituent: Zinc Analysis Run 1/15/2015 12:45 PM

Facility: NABORS Client: SCS Engineers Data File: NABORS flat 1-13-2015

Sen's Slope Estimator

NAB-7



Constituent: Zinc Analysis Run 1/15/2015 12:45 PM

Facility: NABORS Client: SCS Engineers Data File: NABORS flat 1-13-2015

Confidence Interval

Facility: NABORS Client: SCS Engineers Data File: NABORS flat 1-13-2015 Printed 1/15/2015, 2:33 PM

Constituent	Well	Upper Lim.	Lower Lim.	Compliance	Lower Compl.	Sig.	N	Mean	Std. Dev.	%NDs	ND Adj.	Transform	Alpha	Method
Arsenic (mg/l)	MW-4	0.00084	0.0005	0.01	n/a	No	12	0.000...	0.0001684	58.33	None	No	0.01	NP (normality)
Arsenic (mg/l)	CAO-1	0.03851	0.01708	0.01	n/a	Yes	12	0.02779	0.01365	0	None	No	0.01	Param.
Arsenic (mg/l)	CAO-2	0.031	0.0023	0.01	n/a	No	12	0.01533	0.03083	0	None	No	0.01	NP (normality)
Arsenic (mg/l)	CAO-3	0.0018	0.0004	0.01	n/a	No	12	0.001019	0.000756	25	None	No	0.01	NP (Cohens/xform)
Arsenic (mg/l)	MW-1	0.01122	0.002063	0.01	n/a	No	12	0.008658	0.01149	0	None	ln(x)	0.01	Param.
Arsenic (mg/l)	MW-2	0.00336	0.001575	0.01	n/a	No	12	0.002508	0.001277	0	None	sqrt(x)	0.01	Param.
Arsenic (mg/l)	MW-3	0.001	0.0004	0.01	n/a	No	12	0.000...	0.0002141	66.67	None	No	0.01	NP (normality)
Arsenic (mg/l)	MW-5	0.001	0.00042	0.01	n/a	No	12	0.000...	0.0003194	50	None	No	0.01	NP (normality)
Arsenic (mg/l)	MW-509D	0.01656	0.002269	0.01	n/a	No	12	0.009417	0.00911	8.333	None	No	0.01	Param.
Arsenic (mg/l)	MW-577	0.004	0.0014	0.01	n/a	No	12	0.003825	0.004561	0	None	No	0.01	NP (normality)
Arsenic (mg/l)	MW-6	0.0011	0.00032	0.01	n/a	No	12	0.000...	0.0003799	41.67	None	No	0.01	NP (Cohens/xform)
Arsenic (mg/l)	MW-633D	0.0029	0.0005	0.01	n/a	No	12	0.001207	0.0009897	33.33	None	No	0.01	NP (normality)
Arsenic (mg/l)	MW-689D	0.007808	0.001136	0.01	n/a	No	12	0.004838	0.004924	8.333	None	sqrt(x)	0.01	Param.
Arsenic (mg/l)	MW-7	0.00073	0.00032	0.01	n/a	No	12	0.000...	0.0003166	41.67	None	No	0.01	NP (normality)
Arsenic (mg/l)	NAB-1	0.01404	0.004514	0.01	n/a	No	12	0.009275	0.006067	0	None	No	0.01	Param.
Arsenic (mg/l)	NAB-2	0.08856	0.02746	0.01	n/a	Yes	12	0.05801	0.03893	0	None	No	0.01	Param.
Arsenic (mg/l)	NAB-3	0.001787	0.0007722	0.01	n/a	No	12	0.001268	0.0006494	16.67	Cohen's	No	0.01	Param.
Arsenic (mg/l)	NAB-4	0.01234	0.003864	0.01	n/a	No	12	0.0081	0.005398	0	None	No	0.01	Param.
Arsenic (mg/l)	NAB-7	0.03614	0.004023	0.01	n/a	No	12	0.02404	0.03603	0	None	x^(1/3)	0.01	Param.
Arsenic (mg/l)	NAB-8	0.008753	0.0007079	0.01	n/a	No	8	0.005313	0.008888	12.5	None	ln(x)	0.01	Param.
Arsenic (mg/l)	SP-7	0.004273	0.00137	0.01	n/a	No	8	0.002821	0.001369	0	None	No	0.01	Param.
Arsenic (mg/l)	SPRINGA	0.0025	0.0005	0.01	n/a	No	11	0.000...	0.0009281	72.73	None	No	0.006	NP (normality)
Arsenic (mg/l)	TSP-1	0.001959	-0.00009546	0.01	n/a	No	4	0.000875	0.0004787	50	Cohen's	No	0.01	Param.
Arsenic (mg/l)	TSP-2	0.004132	0.0005402	0.01	n/a	No	9	0.002317	0.001986	11.11	None	sqrt(x)	0.01	Param.
Arsenic (mg/l)	TSP-3	0.001493	0.0001285	0.01	n/a	No	4	0.00064	0.0002074	25	Cohen's	No	0.01	Param.
Barium (mg/l)	MW-4	0.0346	0.03123	2	n/a	No	12	0.03292	0.002151	0	None	No	0.01	Param.
Barium (mg/l)	CAO-1	0.2505	0.1912	2	n/a	No	12	0.2208	0.03777	0	None	No	0.01	Param.
Barium (mg/l)	CAO-2	0.1183	0.06141	2	n/a	No	12	0.091	0.0409	0	None	sqrt(x)	0.01	Param.
Barium (mg/l)	CAO-3	0.04849	0.04301	2	n/a	No	12	0.04575	0.003494	0	None	No	0.01	Param.
Barium (mg/l)	MW-1	0.1493	0.09965	2	n/a	No	12	0.1245	0.03167	0	None	No	0.01	Param.
Barium (mg/l)	MW-2	0.03112	0.02371	2	n/a	No	12	0.02742	0.004719	0	None	No	0.01	Param.
Barium (mg/l)	MW-3	0.06243	0.04857	2	n/a	No	12	0.0555	0.008837	0	None	No	0.01	Param.
Barium (mg/l)	MW-5	0.03642	0.03292	2	n/a	No	12	0.03467	0.002229	0	None	No	0.01	Param.
Barium (mg/l)	MW-509D	0.09604	0.03696	2	n/a	No	12	0.0665	0.03765	0	None	No	0.01	Param.
Barium (mg/l)	MW-577	0.03257	0.02543	2	n/a	No	12	0.029	0.004553	0	None	No	0.01	Param.
Barium (mg/l)	MW-6	0.04719	0.04231	2	n/a	No	12	0.04475	0.003108	0	None	No	0.01	Param.
Barium (mg/l)	MW-633D	0.04	0.036	2	n/a	No	12	0.03783	0.002167	0	None	No	0.01	NP (normality)
Barium (mg/l)	MW-689D	0.05678	0.02984	2	n/a	No	12	0.04383	0.01882	0	None	sqrt(x)	0.01	Param.
Barium (mg/l)	MW-7	0.1194	0.06708	2	n/a	No	12	0.09325	0.03336	0	None	No	0.01	Param.
Barium (mg/l)	NAB-1	0.036	0.029	2	n/a	No	12	0.03217	0.003129	0	None	No	0.01	NP (normality)
Barium (mg/l)	NAB-2	0.034	0.023	2	n/a	No	12	0.02642	0.004502	0	None	No	0.01	NP (normality)
Barium (mg/l)	NAB-3	0.05042	0.04208	2	n/a	No	12	0.04625	0.005311	0	None	No	0.01	Param.
Barium (mg/l)	NAB-4	0.033	0.024	2	n/a	No	12	0.03008	0.003232	0	None	No	0.01	NP (normality)
Barium (mg/l)	NAB-7	0.02492	0.02075	2	n/a	No	12	0.02283	0.002657	0	None	No	0.01	Param.
Barium (mg/l)	NAB-8	0.17	0.034	2	n/a	No	8	0.06275	0.04432	0	None	No	0.004	NP (normality)
Barium (mg/l)	SP-7	0.0666	0.05565	2	n/a	No	8	0.06113	0.005167	0	None	No	0.01	Param.
Barium (mg/l)	SPRINGA	0.045	0.03846	2	n/a	No	11	0.04173	0.003927	0	None	No	0.01	Param.
Barium (mg/l)	TSP-1	0.1172	0.006281	2	n/a	No	4	0.06175	0.02443	0	None	No	0.01	Param.
Barium (mg/l)	TSP-2	0.1501	0.08147	2	n/a	No	9	0.1157	0.03838	0	None	sqrt(x)	0.01	Param.
Barium (mg/l)	TSP-3	0.2859	-0.07041	2	n/a	No	4	0.1078	0.07847	0	None	No	0.01	Param.

Confidence Interval

Facility: NABORS Client: SCS Engineers Data File: NABORS flat 1-13-2015 Printed 1/15/2015, 2:33 PM

Constituent	Well	Upper Lim.	Lower Lim.	Compliance	Lower Compl.	Sig.	N	Mean	Std. Dev.	%NDs	ND Adj.	Transform	Alpha	Method
Cobalt (mg/l)	TSP-3	0.005	0.0038	0.011	n/a	No	4	0.0047	0.0006	75	None	No	0.0625	NP (normality)
Chromium (mg/l)	MW-4	0.032	0.003	0.1	n/a	No	12	0.006808	0.008004	75	None	No	0.01	NP (normality)
Chromium (mg/l)	CAO-1	0.006	0.0021	0.1	n/a	No	12	0.0052	0.002522	58.33	None	No	0.01	NP (normality)
Chromium (mg/l)	CAO-2	0.013	0.0024	0.1	n/a	No	12	0.009033	0.01349	66.67	None	No	0.01	NP (normality)
Chromium (mg/l)	CAO-3	0.005	0.004	0.1	n/a	No	12	0.004833	0.0003892	83.33	None	No	0.01	NP (NDs)
Chromium (mg/l)	MW-1	0.005	0.0023	0.1	n/a	No	12	0.004442	0.00111	75	None	No	0.01	NP (normality)
Chromium (mg/l)	MW-2	0.005	0.0021	0.1	n/a	No	12	0.004483	0.00121	83.33	None	No	0.01	NP (NDs)
Chromium (mg/l)	MW-3	0.005	0.002	0.1	n/a	No	12	0.00475	0.000866	91.67	None	No	0.01	NP (NDs)
Chromium (mg/l)	MW-5	0.005	0.004	0.1	n/a	No	12	0.004917	0.0002887	91.67	None	No	0.01	NP (NDs)
Chromium (mg/l)	MW-509D	0.028	0.0031	0.1	n/a	No	12	0.01296	0.01094	25	None	No	0.01	NP (Cohens/xform)
Chromium (mg/l)	MW-577	0.0054	0.003	0.1	n/a	No	12	0.0046	0.001013	66.67	None	No	0.01	NP (normality)
Chromium (mg/l)	MW-6	0.005	0.003	0.1	n/a	No	12	0.004833	0.0005774	91.67	None	No	0.01	NP (NDs)
Chromium (mg/l)	MW-633D	0.0058	0.004	0.1	n/a	No	12	0.004817	0.00069	75	None	No	0.01	NP (normality)
Chromium (mg/l)	MW-689D	0.017	0.003	0.1	n/a	No	12	0.009108	0.007257	41.67	None	No	0.01	NP (Cohens/xform)
Chromium (mg/l)	MW-7	0.005	0.005	0.1	n/a	No	12	0.005	0	100	None	No	0.01	NP (NDs)
Chromium (mg/l)	NAB-1	0.006	0.0019	0.1	n/a	No	12	0.0043	0.001496	66.67	None	No	0.01	NP (normality)
Chromium (mg/l)	NAB-2	0.005	0.003	0.1	n/a	No	12	0.004658	0.0007982	83.33	None	No	0.01	NP (NDs)
Chromium (mg/l)	NAB-3	0.005	0.0018	0.1	n/a	No	12	0.004458	0.001265	83.33	None	No	0.01	NP (NDs)
Chromium (mg/l)	NAB-4	0.0089	0.0034	0.1	n/a	No	12	0.01144	0.02226	58.33	None	No	0.01	NP (normality)
Chromium (mg/l)	NAB-7	0.005	0.0023	0.1	n/a	No	12	0.004775	0.0007794	91.67	None	No	0.01	NP (NDs)
Chromium (mg/l)	NAB-8	0.063	0.002	0.1	n/a	No	8	0.01164	0.02078	50	None	No	0.004	NP (normality)
Chromium (mg/l)	SP-7	0.005	0.005	0.1	n/a	No	8	0.005	0	100	None	No	0.004	NP (NDs)
Chromium (mg/l)	SPRINGA	0.005	0.005	0.1	n/a	No	11	0.005	0	100	None	No	0.006	NP (NDs)
Chromium (mg/l)	TSP-1	0.005	0.0018	0.1	n/a	No	4	0.0042	0.0016	75	None	No	0.0625	NP (normality)
Chromium (mg/l)	TSP-2	0.007	0.0019	0.1	n/a	No	9	0.004867	0.001381	55.56	None	No	0.002	NP (Cohens/xform)
Selenium (mg/l)	CAO-1	0.0025	0.0005	0.05	n/a	No	12	0.002712	0.005474	25	None	No	0.01	NP (normality)
Selenium (mg/l)	CAO-2	0.001	0.0005	0.05	n/a	No	12	0.001363	0.002724	75	None	No	0.01	NP (normality)
Selenium (mg/l)	CAO-3	0.0013	0.00038	0.05	n/a	No	12	0.00139	0.002724	83.33	None	No	0.01	NP (NDs)
Selenium (mg/l)	MW-1	0.0026	0.00044	0.05	n/a	No	12	0.002907	0.006676	33.33	None	No	0.01	NP (normality)
Selenium (mg/l)	MW-2	0.0025	0.0005	0.05	n/a	No	12	0.002012	0.004137	75	None	No	0.01	NP (normality)
Selenium (mg/l)	MW-3	0.001	0.0005	0.05	n/a	No	12	0.001333	0.002733	100	None	No	0.01	NP (NDs)
Selenium (mg/l)	MW-5	0.001	0.0005	0.05	n/a	No	12	0.002092	0.005327	83.33	None	No	0.01	NP (NDs)
Selenium (mg/l)	MW-509D	0.0014	0.00047	0.05	n/a	No	12	0.001457	0.002711	58.33	None	No	0.01	NP (normality)
Selenium (mg/l)	MW-577	0.001	0.0004	0.05	n/a	No	12	0.00125	0.002477	83.33	None	No	0.01	NP (NDs)
Selenium (mg/l)	MW-6	0.001	0.0005	0.05	n/a	No	12	0.001782	0.004166	83.33	None	No	0.01	NP (NDs)
Selenium (mg/l)	MW-633D	0.0025	0.0005	0.05	n/a	No	12	0.0015	0.002739	100	None	No	0.01	NP (NDs)
Selenium (mg/l)	MW-689D	0.001	0.0005	0.05	n/a	No	12	0.001414	0.002711	75	None	No	0.01	NP (normality)
Selenium (mg/l)	MW-7	0.001	0.0005	0.05	n/a	No	12	0.002174	0.005616	83.33	None	No	0.01	NP (NDs)
Selenium (mg/l)	NAB-1	0.001	0.0005	0.05	n/a	No	12	0.002333	0.006195	91.67	None	No	0.01	NP (NDs)
Selenium (mg/l)	NAB-2	0.001	0.0005	0.05	n/a	No	12	0.001317	0.002675	91.67	None	No	0.01	NP (NDs)
Selenium (mg/l)	NAB-3	0.001	0.0005	0.05	n/a	No	12	0.004667	0.01428	100	None	No	0.01	NP (NDs)
Selenium (mg/l)	NAB-4	0.0025	0.00046	0.05	n/a	No	12	0.001497	0.00274	91.67	None	No	0.01	NP (NDs)
Selenium (mg/l)	NAB-7	0.001	0.0005	0.05	n/a	No	12	0.001217	0.00233	91.67	None	No	0.01	NP (NDs)
Selenium (mg/l)	NAB-8	0.0015	0.00039	0.05	n/a	No	8	0.000...	0.0003818	75	None	No	0.004	NP (normality)
Selenium (mg/l)	SP-7	0.001	0.00045	0.05	n/a	No	8	0.000585	0.0001794	62.5	None	No	0.004	NP (normality)
Selenium (mg/l)	SPRINGA	0.0005	0.0005	0.05	n/a	No	11	0.000...	0.000603	100	None	No	0.006	NP (NDs)
Selenium (mg/l)	TSP-1	0.0005	0.0005	0.05	n/a	No	4	0.0005	0	100	None	No	0.0625	NP (NDs)
Selenium (mg/l)	TSP-2	0.00054	0.0005	0.05	n/a	No	9	0.000...	0.0000...	88.89	None	No	0.002	NP (NDs)
Selenium (mg/l)	TSP-3	0.001	0.0005	0.05	n/a	No	4	0.000625	0.00025	100	None	No	0.0625	NP (NDs)
Tin (mg/l)	MW-4	0.001	0.00035	12	n/a	No	12	0.001308	0.002742	83.33	None	No	0.01	NP (NDs)

Confidence Interval

Facility: NABORS Client: SCS Engineers Data File: NABORS flat 1-13-2015 Printed 1/15/2015, 2:33 PM

Constituent	Well	Upper Lim.	Lower Lim.	Compliance	Lower Compl.	Sig.	N	Mean	Std. Dev.	%NDs	ND Adj.	Transform	Alpha	Method
Cadmium (mg/l)	MW-4	0.0012	0.00025	0.005	n/a	No	12	0.000...	0.0006278	25	None	No	0.01	NP (Cohens/xform)
Cadmium (mg/l)	CAO-1	0.0022	0.00025	0.005	n/a	No	12	0.000...	0.0007915	66.67	None	No	0.01	NP (normality)
Cadmium (mg/l)	CAO-2	0.0028	0.00017	0.005	n/a	No	12	0.000...	0.001614	66.67	None	No	0.01	NP (normality)
Cadmium (mg/l)	CAO-3	0.0014	0.00025	0.005	n/a	No	12	0.000...	0.0006522	33.33	None	No	0.01	NP (Cohens/xform)
Cadmium (mg/l)	MW-1	0.0023	0.00016	0.005	n/a	No	12	0.00083	0.0008284	41.67	None	No	0.01	NP (Cohens/xform)
Cadmium (mg/l)	MW-2	0.00091	0.00025	0.005	n/a	No	12	0.000...	0.0006556	91.67	None	No	0.01	NP (NDs)
Cadmium (mg/l)	MW-3	0.004307	0.001427	0.005	n/a	No	12	0.00211	0.001317	16.67	Cohen's	No	0.01	Param.
Cadmium (mg/l)	MW-5	0.00056	0.00024	0.005	n/a	No	12	0.000...	0.0006416	75	None	No	0.01	NP (normality)
Cadmium (mg/l)	MW-509D	0.0185	0.005821	0.005	n/a	Yes	12	0.01286	0.01014	0	None	x^(1/3)	0.01	Param.
Cadmium (mg/l)	MW-577	0.00062	0.00023	0.005	n/a	No	12	0.000...	0.0006417	66.67	None	No	0.01	NP (normality)
Cadmium (mg/l)	MW-6	0.00092	0.00025	0.005	n/a	No	12	0.00056	0.0006453	66.67	None	No	0.01	NP (normality)
Cadmium (mg/l)	MW-633D	0.001962	0.000853	0.005	n/a	No	12	0.001407	0.0007067	8.333	None	No	0.01	Param.
Cadmium (mg/l)	MW-689D	0.00075	0.00022	0.005	n/a	No	12	0.000...	0.0006523	58.33	None	No	0.01	NP (normality)
Cadmium (mg/l)	MW-7	0.001	0.00025	0.005	n/a	No	12	0.000...	0.0006582	83.33	None	No	0.01	NP (NDs)
Cadmium (mg/l)	NAB-1	0.0012	0.0002	0.005	n/a	No	12	0.000565	0.0006717	58.33	None	No	0.01	NP (normality)
Cadmium (mg/l)	NAB-2	0.0005	0.00025	0.005	n/a	No	12	0.000...	0.0006448	91.67	None	No	0.01	NP (NDs)
Cadmium (mg/l)	NAB-3	0.0025	0.00025	0.005	n/a	No	12	0.001144	0.0009368	25	None	No	0.01	NP (Cohens/xform)
Cadmium (mg/l)	NAB-4	0.00309	0.00162	0.005	n/a	No	12	0.002355	0.0009371	8.333	None	No	0.01	Param.
Cadmium (mg/l)	NAB-7	0.00062	0.00025	0.005	n/a	No	12	0.00049	0.0006446	83.33	None	No	0.01	NP (NDs)
Cadmium (mg/l)	NAB-8	0.0064	0.00016	0.005	n/a	No	8	0.001059	0.002164	62.5	None	No	0.004	NP (normality)
Cadmium (mg/l)	SP-7	0.00025	0.00019	0.005	n/a	No	8	0.000...	0.0000...	87.5	None	No	0.004	NP (NDs)
Cadmium (mg/l)	SPRINGA	0.001193	0.0001861	0.005	n/a	No	11	0.000...	0.000535	27.27	Cohen's	No	0.01	Param.
Cadmium (mg/l)	TSP-1	0.000757	-0.000127	0.005	n/a	No	4	0.000315	0.0001947	50	None	No	0.01	Param.
Cadmium (mg/l)	TSP-2	0.002	0.00025	0.005	n/a	No	9	0.000...	0.0005921	66.67	None	No	0.002	NP (normality)
Cadmium (mg/l)	TSP-3	0.00027	0.00025	0.005	n/a	No	4	0.000255	0.00001	75	None	No	0.0625	NP (normality)
Cobalt (mg/l)	MW-4	0.005	0.005	0.011	n/a	No	12	0.005	0	100	None	No	0.01	NP (NDs)
Cobalt (mg/l)	CAO-1	0.06003	0.02647	0.011	n/a	Yes	12	0.04325	0.02138	0	None	No	0.01	Param.
Cobalt (mg/l)	CAO-2	0.019	0.0023	0.011	n/a	No	12	0.009642	0.01558	50	None	No	0.01	NP (normality)
Cobalt (mg/l)	CAO-3	0.005	0.005	0.011	n/a	No	12	0.005	0	100	None	No	0.01	NP (NDs)
Cobalt (mg/l)	MW-1	0.07276	0.03108	0.011	n/a	Yes	12	0.05192	0.02656	8.333	None	No	0.01	Param.
Cobalt (mg/l)	MW-2	0.005	0.0018	0.011	n/a	No	12	0.004733	0.0009238	91.67	None	No	0.01	NP (NDs)
Cobalt (mg/l)	MW-3	0.005	0.005	0.011	n/a	No	12	0.005	0	100	None	No	0.01	NP (NDs)
Cobalt (mg/l)	MW-5	0.005	0.0023	0.011	n/a	No	12	0.004775	0.0007794	91.67	None	No	0.01	NP (NDs)
Cobalt (mg/l)	MW-509D	0.012	0.0038	0.011	n/a	No	12	0.006108	0.003431	50	None	No	0.01	NP (Cohens/xform)
Cobalt (mg/l)	MW-577	0.005	0.005	0.011	n/a	No	12	0.005	0	100	None	No	0.01	NP (NDs)
Cobalt (mg/l)	MW-6	0.005	0.005	0.011	n/a	No	12	0.005	0	100	None	No	0.01	NP (NDs)
Cobalt (mg/l)	MW-633D	0.005	0.005	0.011	n/a	No	12	0.005	0	100	None	No	0.01	NP (NDs)
Cobalt (mg/l)	MW-689D	0.005	0.002	0.011	n/a	No	12	0.003867	0.001428	58.33	None	No	0.01	NP (normality)
Cobalt (mg/l)	MW-7	0.012	0.0025	0.011	n/a	No	12	0.006083	0.003273	41.67	None	No	0.01	NP (Cohens/xform)
Cobalt (mg/l)	NAB-1	0.005	0.0033	0.011	n/a	No	12	0.004617	0.0009311	83.33	None	No	0.01	NP (NDs)
Cobalt (mg/l)	NAB-2	0.005	0.0023	0.011	n/a	No	12	0.004775	0.0007794	91.67	None	No	0.01	NP (NDs)
Cobalt (mg/l)	NAB-3	0.005	0.0029	0.011	n/a	No	12	0.004492	0.001014	75	None	No	0.01	NP (normality)
Cobalt (mg/l)	NAB-4	0.005	0.0022	0.011	n/a	No	12	0.004517	0.00113	83.33	None	No	0.01	NP (NDs)
Cobalt (mg/l)	NAB-7	0.036	0.002	0.011	n/a	No	12	0.006833	0.009283	66.67	None	No	0.01	NP (normality)
Cobalt (mg/l)	NAB-8	0.02	0.005	0.011	n/a	No	8	0.006875	0.005303	87.5	None	No	0.004	NP (NDs)
Cobalt (mg/l)	SP-7	0.005	0.0018	0.011	n/a	No	8	0.00435	0.001246	75	None	No	0.004	NP (normality)
Cobalt (mg/l)	SPRINGA	0.005	0.005	0.011	n/a	No	11	0.005	0	100	None	No	0.006	NP (NDs)
Cobalt (mg/l)	TSP-1	0.005	0.0021	0.011	n/a	No	4	0.004275	0.00145	75	None	No	0.0625	NP (normality)
Cobalt (mg/l)	TSP-2	0.01087	0.003621	0.011	n/a	No	9	0.004844	0.0008443	33.33	Cohen's	No	0.01	Param.
Chromium (mg/l)	TSP-3	0.005	0.0026	0.1	n/a	No	4	0.0044	0.0012	75	None	No	0.0625	NP (normality)

Confidence Interval

Facility: NABORS Client: SCS Engineers Data File: NABORS flat 1-13-2015 Printed 1/15/2015, 2:33 PM

Constituent	Well	Upper Lim.	Lower Lim.	Compliance	Lower Compl.	Sig.	N	Mean	Std. Dev.	%NDs	ND Adj.	Transform	Alpha	Method
Nickel (mg/l)	MW-4	0.01	0.01	0.039	n/a	No	12	0.01158	0.005485	83.33	None	No	0.01	NP (NDs)
Nickel (mg/l)	CAO-1	0.05918	0.02366	0.039	n/a	No	12	0.04142	0.02263	8.333	None	No	0.01	Param.
Nickel (mg/l)	CAO-2	0.028	0.0074	0.039	n/a	No	12	0.02117	0.03472	50	None	No	0.01	NP (normality)
Nickel (mg/l)	CAO-3	0.011	0.01	0.039	n/a	No	12	0.01008	0.0002887	91.67	None	No	0.01	NP (NDs)
Nickel (mg/l)	MW-1	0.06711	0.02224	0.039	n/a	No	12	0.04467	0.02859	8.333	None	No	0.01	Param.
Nickel (mg/l)	MW-2	0.011	0.01	0.039	n/a	No	12	0.01017	0.0003892	83.33	None	No	0.01	NP (NDs)
Nickel (mg/l)	MW-3	0.017	0.0075	0.039	n/a	No	12	0.01009	0.002463	75	None	No	0.01	NP (normality)
Nickel (mg/l)	MW-5	0.01	0.0097	0.039	n/a	No	12	0.00985	0.0004338	83.33	None	No	0.01	NP (NDs)
Nickel (mg/l)	MW-509D	0.021	0.01	0.039	n/a	No	12	0.01308	0.005368	58.33	None	No	0.01	NP (normality)
Nickel (mg/l)	MW-577	0.011	0.0076	0.039	n/a	No	12	0.009675	0.001033	75	None	No	0.01	NP (normality)
Nickel (mg/l)	MW-6	0.01	0.0056	0.039	n/a	No	12	0.0098	0.001442	75	None	No	0.01	NP (normality)
Nickel (mg/l)	MW-633D	0.016	0.0087	0.039	n/a	No	12	0.01039	0.001805	83.33	None	No	0.01	NP (NDs)
Nickel (mg/l)	MW-689D	0.01	0.0082	0.039	n/a	No	12	0.009692	0.001583	50	None	No	0.01	NP (normality)
Nickel (mg/l)	MW-7	0.029	0.0059	0.039	n/a	No	12	0.01589	0.01374	25	None	No	0.01	NP (Cohens/xform)
Nickel (mg/l)	NAB-1	0.015	0.0088	0.039	n/a	No	12	0.01078	0.002979	33.33	None	No	0.01	NP (Cohens/xform)
Nickel (mg/l)	NAB-2	0.016	0.0078	0.039	n/a	No	12	0.01032	0.001898	83.33	None	No	0.01	NP (NDs)
Nickel (mg/l)	NAB-3	0.011	0.01	0.039	n/a	No	12	0.01017	0.0003892	83.33	None	No	0.01	NP (NDs)
Nickel (mg/l)	NAB-4	0.026	0.0097	0.039	n/a	No	12	0.02439	0.03677	16.67	None	No	0.01	NP (normality)
Nickel (mg/l)	NAB-7	0.02105	0.008399	0.039	n/a	No	12	0.009767	0.00282	33.33	Cohen's	No	0.01	Param.
Nickel (mg/l)	NAB-8	0.044	0.0056	0.039	n/a	No	8	0.01407	0.01226	62.5	None	No	0.004	NP (normality)
Nickel (mg/l)	SP-7	0.01	0.0098	0.039	n/a	No	8	0.009975	0.0000...	87.5	None	No	0.004	NP (NDs)
Nickel (mg/l)	SPRINGA	0.01	0.008	0.039	n/a	No	11	0.009818	0.000603	90.91	None	No	0.006	NP (NDs)
Nickel (mg/l)	TSP-1	0.01	0.01	0.039	n/a	No	4	0.01	0	100	None	No	0.0625	NP (NDs)
Nickel (mg/l)	TSP-2	0.017	0.007	0.039	n/a	No	9	0.01067	0.002693	66.67	None	No	0.002	NP (normality)
Nickel (mg/l)	TSP-3	0.01	0.01	0.039	n/a	No	4	0.01	0	100	None	No	0.0625	NP (NDs)
Zinc (mg/l)	MW-4	0.0912	0.08147	6	n/a	No	12	0.08633	0.006199	0	None	No	0.01	Param.
Zinc (mg/l)	CAO-1	0.6265	0.114	6	n/a	No	12	0.3703	0.3266	0	None	No	0.01	Param.
Zinc (mg/l)	CAO-2	0.13	0.005	6	n/a	No	12	0.05292	0.1055	8.333	None	No	0.01	NP (normality)
Zinc (mg/l)	CAO-3	0.04931	0.02386	6	n/a	No	12	0.03658	0.01622	0	None	No	0.01	Param.
Zinc (mg/l)	MW-1	0.5756	0.2244	6	n/a	No	12	0.4	0.2238	0	None	No	0.01	Param.
Zinc (mg/l)	MW-2	0.025	0.0033	6	n/a	No	12	0.009725	0.008447	41.67	None	No	0.01	NP (Cohens/xform)
Zinc (mg/l)	MW-3	0.1187	0.06544	6	n/a	No	12	0.09208	0.03395	0	None	No	0.01	Param.
Zinc (mg/l)	MW-5	0.03391	0.02462	6	n/a	No	12	0.0295	0.006908	0	None	ln(x)	0.01	Param.
Zinc (mg/l)	MW-509D	2.8	0.41	6	n/a	No	12	1.563	2.207	0	None	No	0.01	NP (normality)
Zinc (mg/l)	MW-577	0.043	0.005	6	n/a	No	12	0.01603	0.01634	16.67	None	No	0.01	NP (Cohens/xform)
Zinc (mg/l)	MW-6	0.04654	0.03596	6	n/a	No	12	0.04125	0.006744	0	None	No	0.01	Param.
Zinc (mg/l)	MW-633D	0.2338	0.1945	6	n/a	No	12	0.2142	0.02503	0	None	No	0.01	Param.
Zinc (mg/l)	MW-689D	0.08985	0.01676	6	n/a	No	12	0.05685	0.05212	0	None	sqrt(x)	0.01	Param.
Zinc (mg/l)	MW-7	0.04196	0.00949	6	n/a	No	12	0.02713	0.02534	0	None	sqrt(x)	0.01	Param.
Zinc (mg/l)	NAB-1	0.2136	0.1414	6	n/a	No	12	0.1775	0.04595	0	None	No	0.01	Param.
Zinc (mg/l)	NAB-2	0.03658	0.02692	6	n/a	No	12	0.03175	0.006151	0	None	No	0.01	Param.
Zinc (mg/l)	NAB-3	0.1541	0.0666	6	n/a	No	12	0.1163	0.06644	0	None	ln(x)	0.01	Param.
Zinc (mg/l)	NAB-4	0.6289	0.4261	6	n/a	No	12	0.5275	0.1293	0	None	No	0.01	Param.
Zinc (mg/l)	NAB-7	0.08546	0.04648	6	n/a	No	12	0.06708	0.0296	0	None	x^(1/3)	0.01	Param.
Zinc (mg/l)	NAB-8	0.7	0.0061	6	n/a	No	8	0.101	0.2421	0	None	No	0.004	NP (normality)
Zinc (mg/l)	SP-7	0.02217	0.004386	6	n/a	No	8	0.0129	0.009312	12.5	None	sqrt(x)	0.01	Param.
Zinc (mg/l)	SPRINGA	0.1378	0.06271	6	n/a	No	11	0.1003	0.04508	0	None	No	0.01	Param.
Zinc (mg/l)	TSP-1	0.1789	0.02358	6	n/a	No	4	0.1013	0.03421	0	None	No	0.01	Param.
Zinc (mg/l)	TSP-2	0.1389	0.02711	6	n/a	No	9	0.08299	0.05787	0	None	No	0.01	Param.
Zinc (mg/l)	TSP-3	3.3	0.0091	6	n/a	No	4	0.8358	1.643	0	None	No	0.0625	NP (normality)

Confidence Interval

Facility: NABORS Client: SCS Engineers Data File: NABORS flat 1-13-2015 Printed 1/15/2015, 2:33 PM

Constituent	Well	Upper Lim.	Lower Lim.	Compliance	Lower Compl.	Sig.	N	Mean	Std. Dev.	%NDs	ND Adj.	Transform	Alpha	Method
Selenium (mg/l)	MW-4	0.001	0.00049	0.05	n/a	No	12	0.001333	0.002733	91.67	None	No	0.01	NP (NDs)
Tin (mg/l)	CAO-1	0.00079	0.00035	12	n/a	No	12	0.006884	0.02208	50	None	No	0.01	NP (normality)
Tin (mg/l)	CAO-2	0.001	0.00039	12	n/a	No	12	0.01716	0.05758	91.67	None	No	0.01	NP (NDs)
Tin (mg/l)	CAO-3	0.001	0.00035	12	n/a	No	12	0.004654	0.01428	91.67	None	No	0.01	NP (NDs)
Tin (mg/l)	MW-1	0.001	0.00033	12	n/a	No	12	0.001328	0.002736	83.33	None	No	0.01	NP (NDs)
Tin (mg/l)	MW-2	0.0077	0.0005	12	n/a	No	12	0.001933	0.003271	91.67	None	No	0.01	NP (NDs)
Tin (mg/l)	MW-3	0.001	0.0005	12	n/a	No	12	0.004667	0.01428	100	None	No	0.01	NP (NDs)
Tin (mg/l)	MW-5	0.001	0.00039	12	n/a	No	12	0.001311	0.002741	83.33	None	No	0.01	NP (NDs)
Tin (mg/l)	MW-509D	0.01	0.0005	12	n/a	No	12	0.03549	0.118	75	None	No	0.01	NP (normality)
Tin (mg/l)	MW-577	0.00078	0.00045	12	n/a	No	12	0.001292	0.002744	66.67	None	No	0.01	NP (normality)
Tin (mg/l)	MW-6	0.0027	0.00039	12	n/a	No	12	0.001508	0.00275	83.33	None	No	0.01	NP (NDs)
Tin (mg/l)	MW-633D	0.0021	0.0005	12	n/a	No	12	0.008925	0.02868	66.67	None	No	0.01	NP (normality)
Tin (mg/l)	MW-689D	0.0009	0.00038	12	n/a	No	12	0.00464	0.01429	66.67	None	No	0.01	NP (normality)
Tin (mg/l)	MW-7	0.001	0.00034	12	n/a	No	12	0.00132	0.002738	91.67	None	No	0.01	NP (NDs)
Tin (mg/l)	NAB-1	0.001	0.00042	12	n/a	No	12	0.001317	0.002739	83.33	None	No	0.01	NP (NDs)
Tin (mg/l)	NAB-2	0.001	0.00039	12	n/a	No	12	0.001347	0.00273	83.33	None	No	0.01	NP (NDs)
Tin (mg/l)	NAB-3	0.001	0.0004	12	n/a	No	12	0.01131	0.03738	75	None	No	0.01	NP (normality)
Tin (mg/l)	NAB-4	0.002	0.00039	12	n/a	No	12	0.008949	0.02868	83.33	None	No	0.01	NP (NDs)
Tin (mg/l)	NAB-7	0.001	0.00039	12	n/a	No	12	0.001216	0.002362	83.33	None	No	0.01	NP (NDs)
Tin (mg/l)	NAB-8	0.0084	0.0005	12	n/a	No	8	0.001799	0.002746	62.5	None	No	0.004	NP (normality)
Tin (mg/l)	SP-7	0.0005	0.00037	12	n/a	No	8	0.000...	0.0000...	87.5	None	No	0.004	NP (NDs)
Tin (mg/l)	SPRINGA	0.0005	0.00032	12	n/a	No	11	0.000...	0.0006108	90.91	None	No	0.006	NP (NDs)
Tin (mg/l)	TSP-1	0.0005	0.0005	12	n/a	No	4	0.0005	0	100	None	No	0.0625	NP (NDs)
Tin (mg/l)	TSP-2	0.0005	0.00042	12	n/a	No	9	0.000...	0.0000...	88.89	None	No	0.002	NP (NDs)
Tin (mg/l)	TSP-3	0.0005	0.00039	12	n/a	No	4	0.000...	0.000055	75	None	No	0.0625	NP (normality)
Silver (mg/l)	MW-4	0.005	0.0045	0.094	n/a	No	12	0.004958	0.0001443	91.67	None	No	0.01	NP (NDs)
Silver (mg/l)	CAO-1	0.028	0.0043	0.094	n/a	No	12	0.006858	0.006661	83.33	None	No	0.01	NP (NDs)
Silver (mg/l)	CAO-2	0.0068	0.0033	0.094	n/a	No	12	0.005008	0.0007465	83.33	None	No	0.01	NP (NDs)
Silver (mg/l)	CAO-3	0.005	0.005	0.094	n/a	No	12	0.005	0	100	None	No	0.01	NP (NDs)
Silver (mg/l)	MW-1	0.0076	0.0029	0.094	n/a	No	12	0.005042	0.001007	83.33	None	No	0.01	NP (NDs)
Silver (mg/l)	MW-2	0.005	0.0035	0.094	n/a	No	12	0.004708	0.0006895	83.33	None	No	0.01	NP (NDs)
Silver (mg/l)	MW-3	0.005	0.0035	0.094	n/a	No	12	0.004875	0.000433	91.67	None	No	0.01	NP (NDs)
Silver (mg/l)	MW-5	0.0067	0.0044	0.094	n/a	No	12	0.005092	0.0005351	83.33	None	No	0.01	NP (NDs)
Silver (mg/l)	MW-509D	0.077	0.005	0.094	n/a	No	12	0.011	0.02078	91.67	None	No	0.01	NP (NDs)
Silver (mg/l)	MW-577	0.006	0.0036	0.094	n/a	No	12	0.004967	0.0005176	83.33	None	No	0.01	NP (NDs)
Silver (mg/l)	MW-6	0.005	0.0041	0.094	n/a	No	12	0.004808	0.0004602	83.33	None	No	0.01	NP (NDs)
Silver (mg/l)	MW-633D	0.0076	0.0046	0.094	n/a	No	12	0.005183	0.0007697	83.33	None	No	0.01	NP (NDs)
Silver (mg/l)	MW-689D	0.005	0.005	0.094	n/a	No	12	0.005	0	100	None	No	0.01	NP (NDs)
Silver (mg/l)	MW-7	0.005	0.0037	0.094	n/a	No	12	0.004892	0.0003753	91.67	None	No	0.01	NP (NDs)
Silver (mg/l)	NAB-1	0.005	0.0037	0.094	n/a	No	12	0.004775	0.0005259	83.33	None	No	0.01	NP (NDs)
Silver (mg/l)	NAB-2	0.0058	0.005	0.094	n/a	No	12	0.005067	0.0002309	91.67	None	No	0.01	NP (NDs)
Silver (mg/l)	NAB-3	0.0091	0.004	0.094	n/a	No	12	0.005258	0.001243	83.33	None	No	0.01	NP (NDs)
Silver (mg/l)	NAB-4	0.0099	0.0036	0.094	n/a	No	12	0.005058	0.001661	66.67	None	No	0.01	NP (normality)
Silver (mg/l)	NAB-7	0.005	0.0033	0.094	n/a	No	12	0.004858	0.0004907	91.67	None	No	0.01	NP (NDs)
Silver (mg/l)	NAB-8	0.005	0.005	0.094	n/a	No	8	0.005	0	100	None	No	0.004	NP (NDs)
Silver (mg/l)	SP-7	0.0051	0.0043	0.094	n/a	No	8	0.004925	0.000255	75	None	No	0.004	NP (normality)
Silver (mg/l)	SPRINGA	0.005	0.0034	0.094	n/a	No	11	0.004855	0.0004824	90.91	None	No	0.006	NP (NDs)
Silver (mg/l)	TSP-1	0.005	0.0033	0.094	n/a	No	4	0.004575	0.00085	75	None	No	0.0625	NP (normality)
Silver (mg/l)	TSP-2	0.0082	0.005	0.094	n/a	No	9	0.005356	0.001067	88.89	None	No	0.002	NP (NDs)
Silver (mg/l)	TSP-3	0.005	0.005	0.094	n/a	No	4	0.005	0	100	None	No	0.0625	NP (NDs)

Confidence Interval

Facility: NABORS Client: SCS Engineers Data File: NABORS flat 1-13-2015 Printed 1/15/2015, 2:33 PM

Constituent	Well	Upper Lim.	Lower Lim.	Compliance	Lower Compl.	Sig.	N	Mean	Std. Dev.	%NDs	ND Adj.	Transform	Alpha	Method
Thallium (mg/l)	MW-4	0.001	0.0005	0.002	n/a	No	12	0.000...	0.0001443	100	None	No	0.01	NP (NDs)
Thallium (mg/l)	CAO-1	0.001	0.00024	0.002	n/a	No	12	0.00052	0.0001686	91.67	None	No	0.01	NP (NDs)
Thallium (mg/l)	CAO-2	0.0033	0.00021	0.002	n/a	No	12	0.000...	0.000841	50	None	No	0.01	NP (normality)
Thallium (mg/l)	CAO-3	0.001	0.0005	0.002	n/a	No	12	0.000...	0.0001443	100	None	No	0.01	NP (NDs)
Thallium (mg/l)	MW-1	0.00075	0.00022	0.002	n/a	No	12	0.000...	0.0001819	58.33	None	No	0.01	NP (normality)
Thallium (mg/l)	MW-2	0.001	0.0005	0.002	n/a	No	12	0.000...	0.0001443	100	None	No	0.01	NP (NDs)
Thallium (mg/l)	MW-3	0.0005	0.00024	0.002	n/a	No	12	0.000...	0.0000...	91.67	None	No	0.01	NP (NDs)
Thallium (mg/l)	MW-5	0.001	0.0005	0.002	n/a	No	12	0.000...	0.0001443	100	None	No	0.01	NP (NDs)
Thallium (mg/l)	MW-509D	0.001	0.00038	0.002	n/a	No	12	0.000...	0.0002666	75	None	No	0.01	NP (normality)
Thallium (mg/l)	MW-577	0.001	0.0005	0.002	n/a	No	12	0.000...	0.0001443	100	None	No	0.01	NP (NDs)
Thallium (mg/l)	MW-6	0.001	0.0005	0.002	n/a	No	12	0.000...	0.0001443	100	None	No	0.01	NP (NDs)
Thallium (mg/l)	MW-633D	0.0005	0.00026	0.002	n/a	No	12	0.00048	0.0000...	91.67	None	No	0.01	NP (NDs)
Thallium (mg/l)	MW-689D	0.001	0.00038	0.002	n/a	No	12	0.000...	0.0001623	83.33	None	No	0.01	NP (NDs)
Thallium (mg/l)	MW-7	0.001	0.0005	0.002	n/a	No	12	0.000...	0.0001443	100	None	No	0.01	NP (NDs)
Thallium (mg/l)	NAB-1	0.001	0.0005	0.002	n/a	No	12	0.000...	0.0001443	100	None	No	0.01	NP (NDs)
Thallium (mg/l)	NAB-2	0.001	0.0005	0.002	n/a	No	12	0.000...	0.0001443	100	None	No	0.01	NP (NDs)
Thallium (mg/l)	NAB-3	0.001	0.0005	0.002	n/a	No	12	0.000...	0.0001443	100	None	No	0.01	NP (NDs)
Thallium (mg/l)	NAB-4	0.00057	0.00028	0.002	n/a	No	12	0.000...	0.000116	50	None	No	0.01	NP (normality)
Thallium (mg/l)	NAB-7	0.001	0.0005	0.002	n/a	No	12	0.000...	0.0001443	100	None	No	0.01	NP (NDs)
Thallium (mg/l)	NAB-8	0.001	0.0005	0.002	n/a	No	8	0.0006	0.0001927	87.5	None	No	0.004	NP (NDs)
Thallium (mg/l)	SP-7	0.001	0.0005	0.002	n/a	No	8	0.000...	0.0001768	100	None	No	0.004	NP (NDs)
Thallium (mg/l)	SPRINGA	0.0005	0.0005	0.002	n/a	No	11	0.000...	0.000603	100	None	No	0.006	NP (NDs)
Thallium (mg/l)	TSP-1	0.0005	0.0005	0.002	n/a	No	4	0.0005	0	100	None	No	0.0625	NP (NDs)
Thallium (mg/l)	TSP-2	0.0005	0.0005	0.002	n/a	No	9	0.0005	0	100	None	No	0.002	NP (NDs)
Thallium (mg/l)	TSP-3	0.001	0.0005	0.002	n/a	No	4	0.000625	0.00025	100	None	No	0.0625	NP (NDs)
Vanadium (mg/l)	MW-4	0.023	0.005	0.086	n/a	No	12	0.009417	0.007937	75	None	No	0.01	NP (normality)
Vanadium (mg/l)	CAO-1	0.022	0.0035	0.086	n/a	No	12	0.008033	0.006753	58.33	None	No	0.01	NP (normality)
Vanadium (mg/l)	CAO-2	0.028	0.0026	0.086	n/a	No	12	0.01355	0.01945	66.67	None	No	0.01	NP (normality)
Vanadium (mg/l)	CAO-3	0.01	0.005	0.086	n/a	No	12	0.007833	0.008365	91.67	None	No	0.01	NP (NDs)
Vanadium (mg/l)	MW-1	0.025	0.005	0.086	n/a	No	12	0.01047	0.01147	83.33	None	No	0.01	NP (NDs)
Vanadium (mg/l)	MW-2	0.01	0.0043	0.086	n/a	No	12	0.007333	0.004043	25	None	No	0.01	NP (normality)
Vanadium (mg/l)	MW-3	0.034	0.005	0.086	n/a	No	12	0.0125	0.0143	66.67	None	No	0.01	NP (normality)
Vanadium (mg/l)	MW-5	0.03	0.0029	0.086	n/a	No	12	0.009408	0.009752	75	None	No	0.01	NP (normality)
Vanadium (mg/l)	MW-509D	0.074	0.0056	0.086	n/a	No	12	0.02766	0.0258	16.67	None	No	0.01	NP (Cohens/xform)
Vanadium (mg/l)	MW-577	0.01	0.0042	0.086	n/a	No	12	0.007375	0.006968	75	None	No	0.01	NP (normality)
Vanadium (mg/l)	MW-6	0.027	0.005	0.086	n/a	No	12	0.01042	0.01206	83.33	None	No	0.01	NP (NDs)
Vanadium (mg/l)	MW-633D	0.01	0.0045	0.086	n/a	No	12	0.005167	0.001683	83.33	None	No	0.01	NP (NDs)
Vanadium (mg/l)	MW-689D	0.023	0.003	0.086	n/a	No	12	0.01508	0.01287	33.33	None	No	0.01	NP (Cohens/xform)
Vanadium (mg/l)	MW-7	0.025	0.005	0.086	n/a	No	12	0.01005	0.01105	75	None	No	0.01	NP (normality)
Vanadium (mg/l)	NAB-1	0.036	0.005	0.086	n/a	No	12	0.01283	0.01599	75	None	No	0.01	NP (normality)
Vanadium (mg/l)	NAB-2	0.017	0.005	0.086	n/a	No	12	0.008217	0.006648	75	None	No	0.01	NP (normality)
Vanadium (mg/l)	NAB-3	0.03	0.0028	0.086	n/a	No	12	0.01115	0.01317	66.67	None	No	0.01	NP (normality)
Vanadium (mg/l)	NAB-4	0.031	0.005	0.086	n/a	No	12	0.01233	0.01733	83.33	None	No	0.01	NP (NDs)
Vanadium (mg/l)	NAB-7	0.025	0.005	0.086	n/a	No	12	0.0095	0.009644	83.33	None	No	0.01	NP (NDs)
Vanadium (mg/l)	NAB-8	0.095	0.0035	0.086	n/a	No	8	0.01956	0.03153	62.5	None	No	0.004	NP (normality)
Vanadium (mg/l)	SP-7	0.01	0.005	0.086	n/a	No	8	0.006175	0.002182	87.5	None	No	0.004	NP (NDs)
Vanadium (mg/l)	SPRINGA	0.005	0.0035	0.086	n/a	No	11	0.007045	0.00763	72.73	None	No	0.006	NP (normality)
Vanadium (mg/l)	TSP-1	0.005	0.0049	0.086	n/a	No	4	0.004975	0.00005	75	None	No	0.0625	NP (normality)
Vanadium (mg/l)	TSP-2	0.054	0.0035	0.086	n/a	No	9	0.0115	0.01616	55.56	None	No	0.002	NP (normality)
Vanadium (mg/l)	TSP-3	0.01277	-0.001517	0.086	n/a	No	4	0.005625	0.003146	75	None	No	0.01	Param.

Confidence Interval

Facility: NABORS Client: SCS Engineers Data File: NABORS flat 1-13-2015 Printed 1/15/2015, 2:33 PM

Constituent	Well	Upper Lim.	Lower Lim.	Compliance	Lower Compl.	Sig.	N	Mean	Std. Dev.	%NDs	ND Adj.	Transform	Alpha	Method
Antimony (mg/l)	MW-4	0.001	0.00034	0.006	n/a	No	12	0.000...	0.0001855	75	None	No	0.01	NP (normality)
Antimony (mg/l)	CAO-1	0.0005	0.00021	0.006	n/a	No	11	0.000...	0.0001956	81.82	None	No	0.006	NP (NDs)
Antimony (mg/l)	CAO-2	0.0005	0.00026	0.006	n/a	No	11	0.000...	0.0001764	81.82	None	No	0.006	NP (NDs)
Antimony (mg/l)	CAO-3	0.001	0.00039	0.006	n/a	No	12	0.000...	0.0001731	75	None	No	0.01	NP (normality)
Antimony (mg/l)	MW-1	0.00054	0.00037	0.006	n/a	No	12	0.000505	0.0000...	75	None	No	0.01	NP (normality)
Antimony (mg/l)	MW-2	0.001	0.0005	0.006	n/a	No	12	0.000...	0.00041	66.67	None	No	0.01	NP (normality)
Antimony (mg/l)	MW-3	0.001	0.00022	0.006	n/a	No	12	0.000...	0.0001717	91.67	None	No	0.01	NP (NDs)
Antimony (mg/l)	MW-5	0.00051	0.00045	0.006	n/a	No	12	0.000...	0.0001486	75	None	No	0.01	NP (normality)
Antimony (mg/l)	MW-509D	0.00055	0.00037	0.006	n/a	No	12	0.000535	0.0001522	83.33	None	No	0.01	NP (NDs)
Antimony (mg/l)	MW-577	0.001	0.00034	0.006	n/a	No	12	0.000...	0.0002252	66.67	None	No	0.01	NP (normality)
Antimony (mg/l)	MW-6	0.001	0.00043	0.006	n/a	No	12	0.000...	0.0003462	75	None	No	0.01	NP (normality)
Antimony (mg/l)	MW-633D	0.0006	0.00039	0.006	n/a	No	12	0.000...	0.0003489	66.67	None	No	0.01	NP (normality)
Antimony (mg/l)	MW-689D	0.00052	0.00029	0.006	n/a	No	12	0.000...	0.0001211	66.67	None	No	0.01	NP (normality)
Antimony (mg/l)	MW-7	0.001	0.00039	0.006	n/a	No	12	0.000...	0.0001506	91.67	None	No	0.01	NP (NDs)
Antimony (mg/l)	NAB-1	0.00072	0.0003	0.006	n/a	No	12	0.000...	0.0001713	66.67	None	No	0.01	NP (normality)
Antimony (mg/l)	NAB-2	0.00091	0.00043	0.006	n/a	No	12	0.000...	0.0001916	66.67	None	No	0.01	NP (normality)
Antimony (mg/l)	NAB-3	0.00055	0.0004	0.006	n/a	No	12	0.000...	0.0001494	83.33	None	No	0.01	NP (NDs)
Antimony (mg/l)	NAB-4	0.0015	0.0004	0.006	n/a	No	12	0.000...	0.0005235	66.67	None	No	0.01	NP (normality)
Antimony (mg/l)	NAB-7	0.00066	0.00024	0.006	n/a	No	12	0.000...	0.000173	75	None	No	0.01	NP (normality)
Antimony (mg/l)	NAB-8	0.001	0.00038	0.006	n/a	No	8	0.000...	0.0002291	75	None	No	0.004	NP (normality)
Antimony (mg/l)	SP-7	0.00057	0.00029	0.006	n/a	No	8	0.000...	0.0001011	62.5	None	No	0.004	NP (normality)
Antimony (mg/l)	SPRINGA	0.0005	0.0005	0.006	n/a	No	11	0.000...	0.000603	90.91	None	No	0.006	NP (NDs)
Antimony (mg/l)	TSP-1	0.0005	0.00021	0.006	n/a	No	4	0.000...	0.000145	75	None	No	0.0625	NP (normality)
Antimony (mg/l)	TSP-2	0.00092	0.0005	0.006	n/a	No	9	0.000...	0.0001389	77.78	None	No	0.002	NP (NDs)
Antimony (mg/l)	TSP-3	0.00057	0.0005	0.006	n/a	No	4	0.000...	0.000035	75	None	No	0.0625	NP (normality)
Beryllium (mg/l)	MW-4	0.001	0.00048	0.004	n/a	No	12	0.000...	0.0002194	75	None	No	0.01	NP (normality)
Beryllium (mg/l)	CAO-1	0.001	0.00019	0.004	n/a	No	12	0.000...	0.0002021	75	None	No	0.01	NP (normality)
Beryllium (mg/l)	CAO-2	0.001	0.00037	0.004	n/a	No	12	0.000...	0.0006375	66.67	None	No	0.01	NP (normality)
Beryllium (mg/l)	CAO-3	0.001	0.00036	0.004	n/a	No	12	0.000...	0.0002167	75	None	No	0.01	NP (normality)
Beryllium (mg/l)	MW-1	0.0005	0.00029	0.004	n/a	No	12	0.000...	0.0001225	66.67	None	No	0.01	NP (normality)
Beryllium (mg/l)	MW-2	0.001	0.00027	0.004	n/a	No	12	0.000...	0.0002139	91.67	None	No	0.01	NP (NDs)
Beryllium (mg/l)	MW-3	0.001	0.00037	0.004	n/a	No	12	0.000...	0.0002031	91.67	None	No	0.01	NP (NDs)
Beryllium (mg/l)	MW-5	0.001	0.0005	0.004	n/a	No	12	0.000...	0.0002186	75	None	No	0.01	NP (normality)
Beryllium (mg/l)	MW-509D	0.0047	0.00017	0.004	n/a	No	12	0.001743	0.002017	16.67	None	No	0.01	NP (Cohens/xform)
Beryllium (mg/l)	MW-577	0.00088	0.00015	0.004	n/a	No	12	0.000545	0.0002116	66.67	None	No	0.01	NP (normality)
Beryllium (mg/l)	MW-6	0.001	0.00034	0.004	n/a	No	12	0.000...	0.0002209	75	None	No	0.01	NP (normality)
Beryllium (mg/l)	MW-633D	0.00091	0.00036	0.004	n/a	No	12	0.000...	0.0002193	66.67	None	No	0.01	NP (normality)
Beryllium (mg/l)	MW-689D	0.0016	0.00025	0.004	n/a	No	12	0.000715	0.0006006	50	None	No	0.01	NP (Cohens/xform)
Beryllium (mg/l)	MW-7	0.001	0.00049	0.004	n/a	No	12	0.000...	0.000195	91.67	None	No	0.01	NP (NDs)
Beryllium (mg/l)	NAB-1	0.001	0.00015	0.004	n/a	No	12	0.000605	0.000278	75	None	No	0.01	NP (normality)
Beryllium (mg/l)	NAB-2	0.001	0.0005	0.004	n/a	No	12	0.000...	0.0001931	91.67	None	No	0.01	NP (NDs)
Beryllium (mg/l)	NAB-3	0.001	0.00038	0.004	n/a	No	12	0.000...	0.0002019	83.33	None	No	0.01	NP (NDs)
Beryllium (mg/l)	NAB-4	0.001	0.00032	0.004	n/a	No	12	0.000...	0.0002239	83.33	None	No	0.01	NP (NDs)
Beryllium (mg/l)	NAB-7	0.00086	0.0005	0.004	n/a	No	12	0.00058	0.0001686	83.33	None	No	0.01	NP (NDs)
Beryllium (mg/l)	NAB-8	0.0035	0.0005	0.004	n/a	No	8	0.000...	0.001035	75	None	No	0.004	NP (normality)
Beryllium (mg/l)	SP-7	0.0005	0.00016	0.004	n/a	No	8	0.000...	0.0001209	75	None	No	0.004	NP (normality)
Beryllium (mg/l)	SPRINGA	0.0005	0.0005	0.004	n/a	No	11	0.0005	7.2e-12	90.91	None	No	0.006	NP (NDs)
Beryllium (mg/l)	TSP-1	0.0005	0.0005	0.004	n/a	No	4	0.0005	0	100	None	No	0.0625	NP (NDs)
Beryllium (mg/l)	TSP-2	0.00058	0.00016	0.004	n/a	No	9	0.000...	0.0001196	77.78	None	No	0.002	NP (NDs)
Beryllium (mg/l)	TSP-3	0.0005	0.00016	0.004	n/a	No	4	0.000415	0.00017	75	None	No	0.0625	NP (normality)

Confidence Interval

Facility: NABORS Client: SCS Engineers Data File: NABORS flat 1-13-2015 Printed 1/15/2015, 2:33 PM

Constituent	Well	Upper Lim.	Lower Lim.	Compliance	Lower Compl.	Sig.	N	Mean	Std. Dev.	%NDs	ND Adj.	Transform	Alpha	Method
Copper (mg/l)	MW-4	0.0025	0.00065	1.3	n/a	No	12	0.001846	0.002607	91.67	None	No	0.01	NP (NDs)
Copper (mg/l)	CAO-1	0.0057	0.00092	1.3	n/a	No	12	0.002814	0.002783	50	None	No	0.01	NP (Cohens/xform)
Copper (mg/l)	CAO-2	0.011	0.00075	1.3	n/a	No	12	0.00428	0.0083	33.33	None	No	0.01	NP (normality)
Copper (mg/l)	CAO-3	0.0045	0.00059	1.3	n/a	No	12	0.002343	0.002796	41.67	None	No	0.01	NP (Cohens/xform)
Copper (mg/l)	MW-1	0.005	0.0006	1.3	n/a	No	12	0.001998	0.002789	50	None	No	0.01	NP (normality)
Copper (mg/l)	MW-2	0.0036	0.001	1.3	n/a	No	12	0.001742	0.001521	83.33	None	No	0.01	NP (NDs)
Copper (mg/l)	MW-3	0.0025	0.00057	1.3	n/a	No	12	0.001839	0.002611	91.67	None	No	0.01	NP (NDs)
Copper (mg/l)	MW-5	0.0025	0.001	1.3	n/a	No	12	0.001875	0.002595	100	None	No	0.01	NP (NDs)
Copper (mg/l)	MW-509D	0.02392	0.003069	1.3	n/a	No	12	0.0147	0.01578	8.333	None	sqrt(x)	0.01	Param.
Copper (mg/l)	MW-577	0.0087	0.0007	1.3	n/a	No	12	0.002488	0.00326	41.67	None	No	0.01	NP (normality)
Copper (mg/l)	MW-6	0.0039	0.0005	1.3	n/a	No	12	0.002267	0.002662	83.33	None	No	0.01	NP (NDs)
Copper (mg/l)	MW-633D	0.003	0.00077	1.3	n/a	No	12	0.001964	0.002635	58.33	None	No	0.01	NP (normality)
Copper (mg/l)	MW-689D	0.022	0.001	1.3	n/a	No	12	0.007267	0.008266	33.33	None	No	0.01	NP (Cohens/xform)
Copper (mg/l)	MW-7	0.0025	0.00095	1.3	n/a	No	12	0.001562	0.001075	41.67	None	No	0.01	NP (Cohens/xform)
Copper (mg/l)	NAB-1	0.004	0.00094	1.3	n/a	No	12	0.002412	0.00257	58.33	None	No	0.01	NP (normality)
Copper (mg/l)	NAB-2	0.0031	0.00065	1.3	n/a	No	12	0.002017	0.002621	66.67	None	No	0.01	NP (normality)
Copper (mg/l)	NAB-3	0.0043	0.00062	1.3	n/a	No	12	0.002702	0.002605	25	None	No	0.01	NP (Cohens/xform)
Copper (mg/l)	NAB-4	0.0063	0.00083	1.3	n/a	No	12	0.003044	0.002778	41.67	None	No	0.01	NP (Cohens/xform)
Copper (mg/l)	NAB-7	0.0025	0.00069	1.3	n/a	No	12	0.00181	0.002623	83.33	None	No	0.01	NP (NDs)
Copper (mg/l)	NAB-8	0.054	0.00091	1.3	n/a	No	8	0.008039	0.01858	25	None	No	0.004	NP (normality)
Copper (mg/l)	SP-7	0.002	0.00066	1.3	n/a	No	8	0.001195	0.0004378	37.5	None	No	0.004	NP (Cohens/xform)
Copper (mg/l)	SPRINGA	0.0012	0.001	1.3	n/a	No	11	0.001382	0.001202	90.91	None	No	0.006	NP (NDs)
Copper (mg/l)	TSP-1	0.002	0.00088	1.3	n/a	No	4	0.00122	0.0005231	50	None	No	0.0625	NP (normality)
Copper (mg/l)	TSP-2	0.0043	0.0007	1.3	n/a	No	9	0.002003	0.001435	22.22	None	No	0.002	NP (Cohens/xform)
Copper (mg/l)	TSP-3	0.006978	-0.00003676	1.3	n/a	No	4	0.001793	0.001883	0	None	sqrt(x)	0.01	Param.
Lead (mg/l)	MW-4	0.001	0.00043	0.015	n/a	No	12	0.000...	0.0005786	66.67	None	No	0.01	NP (normality)
Lead (mg/l)	CAO-1	0.01	0.00041	0.015	n/a	No	12	0.004418	0.008187	25	None	No	0.01	NP (Cohens/xform)
Lead (mg/l)	CAO-2	0.042	0.0005	0.015	n/a	No	12	0.02329	0.0599	16.67	None	No	0.01	NP (Cohens/xform)
Lead (mg/l)	CAO-3	0.0084	0.0005	0.015	n/a	No	12	0.003594	0.006219	16.67	None	No	0.01	NP (Cohens/xform)
Lead (mg/l)	MW-1	0.0027	0.00032	0.015	n/a	No	12	0.001175	0.001154	33.33	None	No	0.01	NP (Cohens/xform)
Lead (mg/l)	MW-2	0.0038	0.0005	0.015	n/a	No	12	0.001358	0.001367	75	None	No	0.01	NP (normality)
Lead (mg/l)	MW-3	0.001	0.00026	0.015	n/a	No	12	0.00104	0.001728	75	None	No	0.01	NP (normality)
Lead (mg/l)	MW-5	0.0012	0.00045	0.015	n/a	No	12	0.000...	0.0005843	66.67	None	No	0.01	NP (normality)
Lead (mg/l)	MW-509D	0.06824	0.006804	0.015	n/a	No	12	0.04143	0.04767	8.333	None	sqrt(x)	0.01	Param.
Lead (mg/l)	MW-577	0.004794	0.0005637	0.015	n/a	No	12	0.004014	0.006041	8.333	None	ln(x)	0.01	Param.
Lead (mg/l)	MW-6	0.0012	0.00049	0.015	n/a	No	12	0.000...	0.0008031	50	None	No	0.01	NP (normality)
Lead (mg/l)	MW-633D	0.0028	0.00047	0.015	n/a	No	12	0.003981	0.008854	8.333	None	No	0.01	NP (normality)
Lead (mg/l)	MW-689D	0.05152	0.004404	0.015	n/a	No	12	0.03112	0.036	8.333	None	sqrt(x)	0.01	Param.
Lead (mg/l)	MW-7	0.002	0.00033	0.015	n/a	No	12	0.000...	0.000675	58.33	None	No	0.01	NP (Cohens/xform)
Lead (mg/l)	NAB-1	0.006617	0.001566	0.015	n/a	No	12	0.004092	0.003219	8.333	None	No	0.01	Param.
Lead (mg/l)	NAB-2	0.008346	0.001462	0.015	n/a	No	12	0.005249	0.005531	8.333	None	sqrt(x)	0.01	Param.
Lead (mg/l)	NAB-3	0.0041	0.0005	0.015	n/a	No	12	0.001717	0.001379	25	None	No	0.01	NP (Cohens/xform)
Lead (mg/l)	NAB-4	0.007109	0.001405	0.015	n/a	No	12	0.004525	0.00467	8.333	None	sqrt(x)	0.01	Param.
Lead (mg/l)	NAB-7	0.0969	0.007499	0.015	n/a	No	12	0.06428	0.1008	0	None	x^(1/3)	0.01	Param.
Lead (mg/l)	NAB-8	0.15	0.00099	0.015	n/a	No	8	0.02166	0.05193	0	None	No	0.004	NP (normality)
Lead (mg/l)	SP-7	0.0055	0.00042	0.015	n/a	No	8	0.001956	0.001826	25	None	No	0.004	NP (normality)
Lead (mg/l)	SPRINGA	0.0014	0.00029	0.015	n/a	No	11	0.000...	0.0006514	45.45	None	No	0.006	NP (normality)
Lead (mg/l)	TSP-1	0.027	0.00041	0.015	n/a	No	4	0.007778	0.01288	25	None	No	0.0625	NP (Cohens/xform)
Lead (mg/l)	TSP-2	0.02091	0.0009113	0.015	n/a	No	9	0.01076	0.01219	11.11	None	sqrt(x)	0.01	Param.
Lead (mg/l)	TSP-3	0.0055	0.0003	0.015	n/a	No	4	0.001638	0.002576	0	None	No	0.0625	NP (normality)

Confidence Interval

Facility: NABORS Client: SCS Engineers Data File: NABORS flat 1-13-2015 Printed 1/15/2015, 2:33 PM

Constituent	Well	Upper Lim.	Lower Lim.	Compliance	Lower Compl.	Sig.	N	Mean	Std. Dev.	%NDs	ND Adj.	Transform	Alpha	Method
Benzene (ug/l)	MW-4	0.5	0.5	5	n/a	No	12	0.5	0	100	None	No	0.01	NP (NDs)
Benzene (ug/l)	CAO-1	3.735	1.64	5	n/a	No	12	2.688	1.334	0	None	No	0.01	Param.
Benzene (ug/l)	CAO-2	0.5	0.5	5	n/a	No	12	0.5	0	100	None	No	0.01	NP (NDs)
Benzene (ug/l)	CAO-3	0.5	0.5	5	n/a	No	12	0.5	0	100	None	No	0.01	NP (NDs)
Benzene (ug/l)	MW-1	1.048	0.6117	5	n/a	No	12	0.83	0.2782	0	None	No	0.01	Param.
Benzene (ug/l)	MW-2	0.5	0.5	5	n/a	No	12	0.5	0	100	None	No	0.01	NP (NDs)
Benzene (ug/l)	MW-3	0.5	0.5	5	n/a	No	12	0.5	0	100	None	No	0.01	NP (NDs)
Benzene (ug/l)	MW-5	0.5	0.5	5	n/a	No	12	0.5	0	100	None	No	0.01	NP (NDs)
Benzene (ug/l)	MW-509D	0.5	0.5	5	n/a	No	12	0.5	0	100	None	No	0.01	NP (NDs)
Benzene (ug/l)	MW-577	0.5	0.5	5	n/a	No	12	0.5	0	100	None	No	0.01	NP (NDs)
Benzene (ug/l)	MW-6	0.5	0.5	5	n/a	No	12	0.5	0	100	None	No	0.01	NP (NDs)
Benzene (ug/l)	MW-633D	0.5	0.5	5	n/a	No	12	0.5	0	100	None	No	0.01	NP (NDs)
Benzene (ug/l)	MW-689D	0.5	0.5	5	n/a	No	12	0.5	0	100	None	No	0.01	NP (NDs)
Benzene (ug/l)	MW-7	0.5	0.5	5	n/a	No	12	0.5	0	100	None	No	0.01	NP (NDs)
Benzene (ug/l)	NAB-1	0.5	0.5	5	n/a	No	12	0.5	0	100	None	No	0.01	NP (NDs)
Benzene (ug/l)	NAB-2	0.5	0.5	5	n/a	No	12	0.5	0	100	None	No	0.01	NP (NDs)
Benzene (ug/l)	NAB-3	0.5	0.5	5	n/a	No	12	0.5	0	100	None	No	0.01	NP (NDs)
Benzene (ug/l)	NAB-4	0.5	0.5	5	n/a	No	12	0.5	0	100	None	No	0.01	NP (NDs)
Benzene (ug/l)	NAB-7	0.5	0.5	5	n/a	No	12	0.5	0	100	None	No	0.01	NP (NDs)
Benzene (ug/l)	NAB-8	0.5	0.5	5	n/a	No	8	0.5	0	100	None	No	0.004	NP (NDs)
Benzene (ug/l)	SP-7	0.5	0.5	5	n/a	No	8	0.5	0	100	None	No	0.004	NP (NDs)
Benzene (ug/l)	SPRINGA	0.5	0.5	5	n/a	No	11	0.5	0	100	None	No	0.006	NP (NDs)
Benzene (ug/l)	TSP-1	0.5	0.5	5	n/a	No	4	0.5	0	100	None	No	0.0625	NP (NDs)
Benzene (ug/l)	TSP-2	0.5	0.5	5	n/a	No	9	0.5	0	100	None	No	0.002	NP (NDs)
Benzene (ug/l)	TSP-3	0.5	0.5	5	n/a	No	4	0.5	0	100	None	No	0.0625	NP (NDs)
Chloroethane (ug/l)	MW-4	2.5	2.5	21000	n/a	No	12	2.5	0	100	None	No	0.01	NP (NDs)
Chloroethane (ug/l)	CAO-1	5.242	2.219	21000	n/a	No	12	2.817	1.23	25	Cohen's	No	0.01	Param.
Chloroethane (ug/l)	CAO-2	2.5	2.5	21000	n/a	No	12	2.5	0	100	Cohen's	No	0.01	NP (NDs)
Chloroethane (ug/l)	CAO-3	2.5	2.5	21000	n/a	No	12	2.5	0	100	Cohen's	No	0.01	NP (NDs)
Chloroethane (ug/l)	MW-1	5.178	2.285	21000	n/a	No	12	2.833	1.155	25	Cohen's	No	0.01	Param.
Chloroethane (ug/l)	MW-2	2.5	1.5	21000	n/a	No	12	2.285	0.5171	83.33	Cohen's	No	0.01	NP (NDs)
Chloroethane (ug/l)	MW-3	2.5	2.5	21000	n/a	No	12	2.5	0	100	Cohen's	No	0.01	NP (NDs)
Chloroethane (ug/l)	MW-5	2.5	2.5	21000	n/a	No	12	2.5	0	100	Cohen's	No	0.01	NP (NDs)
Chloroethane (ug/l)	MW-509D	2.5	2.5	21000	n/a	No	12	2.5	0	100	Cohen's	No	0.01	NP (NDs)
Chloroethane (ug/l)	MW-577	2.5	2.5	21000	n/a	No	12	2.5	0	100	Cohen's	No	0.01	NP (NDs)
Chloroethane (ug/l)	MW-6	2.5	2.5	21000	n/a	No	12	2.5	0	100	Cohen's	No	0.01	NP (NDs)
Chloroethane (ug/l)	MW-633D	2.5	2.5	21000	n/a	No	12	2.5	0	100	Cohen's	No	0.01	NP (NDs)
Chloroethane (ug/l)	MW-689D	2.5	2.5	21000	n/a	No	12	2.5	0	100	Cohen's	No	0.01	NP (NDs)
Chloroethane (ug/l)	MW-7	2.5	2.5	21000	n/a	No	12	2.5	0	100	Cohen's	No	0.01	NP (NDs)
Chloroethane (ug/l)	NAB-1	2.5	2.5	21000	n/a	No	12	2.5	0	100	Cohen's	No	0.01	NP (NDs)
Chloroethane (ug/l)	NAB-2	2.5	2.5	21000	n/a	No	12	2.5	0	100	Cohen's	No	0.01	NP (NDs)
Chloroethane (ug/l)	NAB-3	2.5	2.5	21000	n/a	No	12	2.5	0	100	Cohen's	No	0.01	NP (NDs)
Chloroethane (ug/l)	NAB-4	2.5	2.5	21000	n/a	No	12	2.5	0	100	Cohen's	No	0.01	NP (NDs)
Chloroethane (ug/l)	NAB-7	2.5	2.5	21000	n/a	No	12	2.5	0	100	Cohen's	No	0.01	NP (NDs)
Chloroethane (ug/l)	NAB-8	2.5	2.5	21000	n/a	No	8	2.5	0	100	Cohen's	No	0.004	NP (NDs)
Chloroethane (ug/l)	SP-7	2.5	2.5	21000	n/a	No	8	2.5	0	100	Cohen's	No	0.004	NP (NDs)
Chloroethane (ug/l)	SPRINGA	2.5	2.5	21000	n/a	No	11	2.5	0	100	Cohen's	No	0.006	NP (NDs)
Chloroethane (ug/l)	TSP-1	2.5	2.5	21000	n/a	No	4	2.5	0	100	Cohen's	No	0.0625	NP (NDs)
Chloroethane (ug/l)	TSP-2	2.5	2.5	21000	n/a	No	9	2.5	0	100	Cohen's	No	0.002	NP (NDs)
Chloroethane (ug/l)	TSP-3	2.5	2.5	21000	n/a	No	4	2.5	0	100	Cohen's	No	0.0625	NP (NDs)

Confidence Interval

Facility: NABORS Client: SCS Engineers Data File: NABORS flat 1-13-2015 Printed 1/15/2015, 2:33 PM

Constituent	Well	Upper Lim.	Lower Lim.	Compliance	Lower Compl.	Sig.	N	Mean	Std. Dev.	%NDs	ND Adj.	Transform	Alpha	Method
Vinyl chloride (ug/l)	MW-4	0.5	0.5	2	n/a	No	12	0.5	0	100	None	No	0.01	NP (NDs)
Vinyl chloride (ug/l)	CAO-1	3.913	2.004	2	n/a	Yes	12	2.958	1.217	0	None	No	0.01	Param.
Vinyl chloride (ug/l)	CAO-2	0.5	0.5	2	n/a	No	12	0.5	0	100	None	No	0.01	NP (NDs)
Vinyl chloride (ug/l)	CAO-3	0.5	0.5	2	n/a	No	12	0.5	0	100	None	No	0.01	NP (NDs)
Vinyl chloride (ug/l)	MW-1	4.291	1.925	2	n/a	No	12	3.108	1.508	0	None	No	0.01	Param.
Vinyl chloride (ug/l)	MW-2	0.99	0.5	2	n/a	No	12	0.6333	0.2185	66.67	None	No	0.01	NP (normality)
Vinyl chloride (ug/l)	MW-3	0.5	0.5	2	n/a	No	12	0.5	0	100	None	No	0.01	NP (NDs)
Vinyl chloride (ug/l)	MW-5	0.5	0.5	2	n/a	No	12	0.5	0	100	None	No	0.01	NP (NDs)
Vinyl chloride (ug/l)	MW-509D	0.5	0.5	2	n/a	No	12	0.5	0	100	None	No	0.01	NP (NDs)
Vinyl chloride (ug/l)	MW-577	0.5	0.5	2	n/a	No	12	0.5	0	100	None	No	0.01	NP (NDs)
Vinyl chloride (ug/l)	MW-6	0.5	0.5	2	n/a	No	12	0.5	0	100	None	No	0.01	NP (NDs)
Vinyl chloride (ug/l)	MW-633D	0.5	0.5	2	n/a	No	12	0.5	0	100	None	No	0.01	NP (NDs)
Vinyl chloride (ug/l)	MW-689D	0.5	0.5	2	n/a	No	12	0.5	0	100	None	No	0.01	NP (NDs)
Vinyl chloride (ug/l)	MW-7	0.5	0.5	2	n/a	No	12	0.5	0	100	None	No	0.01	NP (NDs)
Vinyl chloride (ug/l)	NAB-1	0.5	0.5	2	n/a	No	12	0.5	0	100	None	No	0.01	NP (NDs)
Vinyl chloride (ug/l)	NAB-2	0.5	0.5	2	n/a	No	12	0.5	0	100	None	No	0.01	NP (NDs)
Vinyl chloride (ug/l)	NAB-3	0.5	0.5	2	n/a	No	12	0.5	0	100	None	No	0.01	NP (NDs)
Vinyl chloride (ug/l)	NAB-4	0.5	0.5	2	n/a	No	12	0.5	0	100	None	No	0.01	NP (NDs)
Vinyl chloride (ug/l)	NAB-7	0.5	0.5	2	n/a	No	12	0.5	0	100	None	No	0.01	NP (NDs)
Vinyl chloride (ug/l)	NAB-8	0.5	0.5	2	n/a	No	8	0.5	0	100	None	No	0.004	NP (NDs)
Vinyl chloride (ug/l)	SP-7	0.5	0.5	2	n/a	No	8	0.5	0	100	None	No	0.004	NP (NDs)
Vinyl chloride (ug/l)	SPRINGA	0.5	0.5	2	n/a	No	11	0.5	0	100	None	No	0.006	NP (NDs)
Vinyl chloride (ug/l)	TSP-1	0.5	0.5	2	n/a	No	4	0.5	0	100	None	No	0.0625	NP (NDs)
Vinyl chloride (ug/l)	TSP-2	0.5	0.5	2	n/a	No	9	0.5	0	100	None	No	0.002	NP (NDs)
Vinyl chloride (ug/l)	TSP-3	0.5	0.5	2	n/a	No	4	0.5	0	100	None	No	0.0625	NP (NDs)
1,1-Dichloroethane (ug/l)	MW-4	0.5	0.5	2.7	n/a	No	12	0.5	0	100	None	No	0.01	NP (NDs)
1,1-Dichloroethane (ug/l)	CAO-1	13.17	4.668	2.7	n/a	Yes	12	9.183	6.406	0	None	sqrt(x)	0.01	Param.
1,1-Dichloroethane (ug/l)	CAO-2	0.5	0.5	2.7	n/a	No	12	0.5	0	100	None	No	0.01	NP (NDs)
1,1-Dichloroethane (ug/l)	CAO-3	0.5	0.5	2.7	n/a	No	12	0.5	0	100	None	No	0.01	NP (NDs)
1,1-Dichloroethane (ug/l)	MW-1	27	13	2.7	n/a	Yes	12	17.92	5.334	0	None	No	0.01	NP (normality)
1,1-Dichloroethane (ug/l)	MW-2	7.517	2.203	2.7	n/a	No	12	4.86	3.386	8.333	None	No	0.01	Param.
1,1-Dichloroethane (ug/l)	MW-3	0.53	0.5	2.7	n/a	No	12	0.5967	0.3162	75	None	No	0.01	NP (normality)
1,1-Dichloroethane (ug/l)	MW-5	0.5	0.5	2.7	n/a	No	12	0.5	0	100	None	No	0.01	NP (NDs)
1,1-Dichloroethane (ug/l)	MW-509D	0.5	0.5	2.7	n/a	No	12	0.5	0	100	None	No	0.01	NP (NDs)
1,1-Dichloroethane (ug/l)	MW-577	0.5	0.5	2.7	n/a	No	12	0.5	0	100	None	No	0.01	NP (NDs)
1,1-Dichloroethane (ug/l)	MW-6	0.5	0.5	2.7	n/a	No	12	0.5	0	100	None	No	0.01	NP (NDs)
1,1-Dichloroethane (ug/l)	MW-633D	1.243	0.644	2.7	n/a	No	12	0.9433	0.3815	16.67	None	No	0.01	Param.
1,1-Dichloroethane (ug/l)	MW-689D	0.5	0.5	2.7	n/a	No	12	0.5	0	100	None	No	0.01	NP (NDs)
1,1-Dichloroethane (ug/l)	MW-7	0.5	0.5	2.7	n/a	No	12	0.5	0	100	None	No	0.01	NP (NDs)
1,1-Dichloroethane (ug/l)	NAB-1	0.5	0.5	2.7	n/a	No	12	0.5	0	100	None	No	0.01	NP (NDs)
1,1-Dichloroethane (ug/l)	NAB-2	0.5	0.5	2.7	n/a	No	12	0.5	0	100	None	No	0.01	NP (NDs)
1,1-Dichloroethane (ug/l)	NAB-3	0.5	0.5	2.7	n/a	No	12	0.5	0	100	None	No	0.01	NP (NDs)
1,1-Dichloroethane (ug/l)	NAB-4	0.5	0.32	2.7	n/a	No	12	0.485	0.05196	91.67	None	No	0.01	NP (NDs)
1,1-Dichloroethane (ug/l)	NAB-7	0.5	0.5	2.7	n/a	No	12	0.5	0	100	None	No	0.01	NP (NDs)
1,1-Dichloroethane (ug/l)	NAB-8	0.5	0.5	2.7	n/a	No	8	0.5	0	100	None	No	0.004	NP (NDs)
1,1-Dichloroethane (ug/l)	SP-7	0.5	0.5	2.7	n/a	No	8	0.5	0	100	None	No	0.004	NP (NDs)
1,1-Dichloroethane (ug/l)	SPRINGA	2.902	1.16	2.7	n/a	No	11	2.031	1.046	9.091	None	No	0.01	Param.
1,1-Dichloroethane (ug/l)	TSP-1	0.5	0.5	2.7	n/a	No	4	0.5	0	100	None	No	0.0625	NP (NDs)
1,1-Dichloroethane (ug/l)	TSP-2	0.5	0.5	2.7	n/a	No	9	0.5	0	100	None	No	0.002	NP (NDs)
1,1-Dichloroethane (ug/l)	TSP-3	0.5	0.5	2.7	n/a	No	4	0.5	0	100	None	No	0.0625	NP (NDs)

Confidence Interval

Facility: NABORS Client: SCS Engineers Data File: NABORS flat 1-13-2015 Printed 1/15/2015, 2:33 PM

Constituent	Well	Upper Lim.	Lower Lim.	Compliance	Lower Compl.	Sig.	N	Mean	Std. Dev.	%NDs	ND Adj.	Transform	Alpha	Method
cis-1,2-Dichloroethene (ug/l)	MW-4	0.5	0.5	70	n/a	No	12	0.5	0	100	None	No	0.01	NP (NDs)
cis-1,2-Dichloroethene (ug/l)	CAO-1	4.077	1.224	70	n/a	No	12	2.753	2.251	0	None	sqrt(x)	0.01	Param.
cis-1,2-Dichloroethene (ug/l)	CAO-2	0.5	0.5	70	n/a	No	12	0.5	0	100	None	No	0.01	NP (NDs)
cis-1,2-Dichloroethene (ug/l)	CAO-3	0.5	0.5	70	n/a	No	12	0.5	0	100	None	No	0.01	NP (NDs)
cis-1,2-Dichloroethene (ug/l)	MW-1	8.136	5.698	70	n/a	No	12	6.917	1.554	0	None	No	0.01	Param.
cis-1,2-Dichloroethene (ug/l)	MW-2	0.5	0.5	70	n/a	No	12	0.5	0	100	None	No	0.01	NP (NDs)
cis-1,2-Dichloroethene (ug/l)	MW-3	0.5	0.5	70	n/a	No	12	0.5	0	100	None	No	0.01	NP (NDs)
cis-1,2-Dichloroethene (ug/l)	MW-5	0.5	0.5	70	n/a	No	12	0.5	0	100	None	No	0.01	NP (NDs)
cis-1,2-Dichloroethene (ug/l)	MW-509D	0.5	0.5	70	n/a	No	12	0.5	0	100	None	No	0.01	NP (NDs)
cis-1,2-Dichloroethene (ug/l)	MW-577	0.5	0.5	70	n/a	No	12	0.5	0	100	None	No	0.01	NP (NDs)
cis-1,2-Dichloroethene (ug/l)	MW-6	0.5	0.5	70	n/a	No	12	0.5	0	100	None	No	0.01	NP (NDs)
cis-1,2-Dichloroethene (ug/l)	MW-633D	0.5	0.44	70	n/a	No	12	0.495	0.01732	91.67	None	No	0.01	NP (NDs)
cis-1,2-Dichloroethene (ug/l)	MW-689D	0.5	0.5	70	n/a	No	12	0.5	0	100	None	No	0.01	NP (NDs)
cis-1,2-Dichloroethene (ug/l)	MW-7	0.5	0.5	70	n/a	No	12	0.5	0	100	None	No	0.01	NP (NDs)
cis-1,2-Dichloroethene (ug/l)	NAB-1	0.5	0.5	70	n/a	No	12	0.5	0	100	None	No	0.01	NP (NDs)
cis-1,2-Dichloroethene (ug/l)	NAB-2	0.5	0.5	70	n/a	No	12	0.5	0	100	None	No	0.01	NP (NDs)
cis-1,2-Dichloroethene (ug/l)	NAB-3	0.5	0.5	70	n/a	No	12	0.5	0	100	None	No	0.01	NP (NDs)
cis-1,2-Dichloroethene (ug/l)	NAB-4	0.5	0.5	70	n/a	No	12	0.5	0	100	None	No	0.01	NP (NDs)
cis-1,2-Dichloroethene (ug/l)	NAB-7	0.5	0.5	70	n/a	No	12	0.5	0	100	None	No	0.01	NP (NDs)
cis-1,2-Dichloroethene (ug/l)	NAB-8	0.5	0.5	70	n/a	No	8	0.5	0	100	None	No	0.004	NP (NDs)
cis-1,2-Dichloroethene (ug/l)	SP-7	0.5	0.5	70	n/a	No	8	0.5	0	100	None	No	0.004	NP (NDs)
cis-1,2-Dichloroethene (ug/l)	SPRINGA	0.5	0.5	70	n/a	No	11	0.5	0	100	None	No	0.006	NP (NDs)
cis-1,2-Dichloroethene (ug/l)	TSP-1	0.5	0.5	70	n/a	No	4	0.5	0	100	None	No	0.0625	NP (NDs)
cis-1,2-Dichloroethene (ug/l)	TSP-2	0.5	0.5	70	n/a	No	9	0.5	0	100	None	No	0.002	NP (NDs)
cis-1,2-Dichloroethene (ug/l)	TSP-3	0.5	0.5	70	n/a	No	4	0.5	0	100	None	No	0.0625	NP (NDs)
Tetrachloroethene (ug/l)	MW-4	0.5	0.5	5	n/a	No	12	0.5	0	100	None	No	0.01	NP (NDs)
Tetrachloroethene (ug/l)	CAO-1	0.5	0.5	5	n/a	No	12	0.5	0	100	None	No	0.01	NP (NDs)
Tetrachloroethene (ug/l)	CAO-2	0.5	0.5	5	n/a	No	12	0.5	0	100	None	No	0.01	NP (NDs)
Tetrachloroethene (ug/l)	CAO-3	0.5	0.5	5	n/a	No	12	0.5	0	100	None	No	0.01	NP (NDs)
Tetrachloroethene (ug/l)	MW-1	1	0.4	5	n/a	No	12	0.7308	0.5391	41.67	None	No	0.01	NP (normality)
Tetrachloroethene (ug/l)	MW-2	0.5	0.5	5	n/a	No	12	0.5	0	100	None	No	0.01	NP (NDs)
Tetrachloroethene (ug/l)	MW-3	0.5	0.5	5	n/a	No	12	0.5	0	100	None	No	0.01	NP (NDs)
Tetrachloroethene (ug/l)	MW-5	0.5	0.5	5	n/a	No	12	0.5	0	100	None	No	0.01	NP (NDs)
Tetrachloroethene (ug/l)	MW-509D	0.5	0.5	5	n/a	No	12	0.5	0	100	None	No	0.01	NP (NDs)
Tetrachloroethene (ug/l)	MW-577	0.5	0.5	5	n/a	No	12	0.5	0	100	None	No	0.01	NP (NDs)
Tetrachloroethene (ug/l)	MW-6	0.5	0.5	5	n/a	No	12	0.5	0	100	None	No	0.01	NP (NDs)
Tetrachloroethene (ug/l)	MW-633D	0.5	0.5	5	n/a	No	12	0.5	0	100	None	No	0.01	NP (NDs)
Tetrachloroethene (ug/l)	MW-689D	0.5	0.5	5	n/a	No	12	0.5	0	100	None	No	0.01	NP (NDs)
Tetrachloroethene (ug/l)	MW-7	0.5	0.5	5	n/a	No	12	0.5	0	100	None	No	0.01	NP (NDs)
Tetrachloroethene (ug/l)	NAB-1	0.5	0.5	5	n/a	No	12	0.5	0	100	None	No	0.01	NP (NDs)
Tetrachloroethene (ug/l)	NAB-2	0.5	0.5	5	n/a	No	12	0.5	0	100	None	No	0.01	NP (NDs)
Tetrachloroethene (ug/l)	NAB-3	0.5	0.5	5	n/a	No	12	0.5	0	100	None	No	0.01	NP (NDs)
Tetrachloroethene (ug/l)	NAB-4	0.5	0.5	5	n/a	No	12	0.5	0	100	None	No	0.01	NP (NDs)
Tetrachloroethene (ug/l)	NAB-7	0.5	0.5	5	n/a	No	12	0.5	0	100	None	No	0.01	NP (NDs)
Tetrachloroethene (ug/l)	NAB-8	0.5	0.5	5	n/a	No	8	0.5	0	100	None	No	0.004	NP (NDs)
Tetrachloroethene (ug/l)	SP-7	0.5	0.5	5	n/a	No	8	0.5	0	100	None	No	0.004	NP (NDs)
Tetrachloroethene (ug/l)	SPRINGA	0.5	0.5	5	n/a	No	11	0.5	0	100	None	No	0.006	NP (NDs)
Tetrachloroethene (ug/l)	TSP-1	0.5	0.5	5	n/a	No	4	0.5	0	100	None	No	0.0625	NP (NDs)
Tetrachloroethene (ug/l)	TSP-2	0.5	0.5	5	n/a	No	9	0.5	0	100	None	No	0.002	NP (NDs)
Tetrachloroethene (ug/l)	TSP-3	0.5	0.5	5	n/a	No	4	0.5	0	100	None	No	0.0625	NP (NDs)

Confidence Interval

Facility: NABORS Client: SCS Engineers Data File: NABORS flat 1-13-2015 Printed 1/15/2015, 2:33 PM

Constituent	Well	Upper Lim.	Lower Lim.	Compliance	Lower Compl.	Sig.	N	Mean	Std. Dev.	%NDs	ND Adj.	Transform	Alpha	Method
1,4-Dichlorobenzene (ug/l)	MW-4	0.5	0.5	75	n/a	No	12	0.5	0	100	None	No	0.01	NP (NDs)
1,4-Dichlorobenzene (ug/l)	CAO-1	0.69	0.5	75	n/a	No	12	0.6242	0.3439	75	None	No	0.01	NP (normality)
1,4-Dichlorobenzene (ug/l)	CAO-2	0.5	0.5	75	n/a	No	12	0.5	0	100	None	No	0.01	NP (NDs)
1,4-Dichlorobenzene (ug/l)	CAO-3	0.5	0.5	75	n/a	No	12	0.5	0	100	None	No	0.01	NP (NDs)
1,4-Dichlorobenzene (ug/l)	MW-1	0.52	0.48	75	n/a	No	12	0.6	0.3465	58.33	None	No	0.01	NP (normality)
1,4-Dichlorobenzene (ug/l)	MW-2	0.5	0.5	75	n/a	No	12	0.5	0	100	None	No	0.01	NP (NDs)
1,4-Dichlorobenzene (ug/l)	MW-3	0.5	0.5	75	n/a	No	12	0.5	0	100	None	No	0.01	NP (NDs)
1,4-Dichlorobenzene (ug/l)	MW-5	0.5	0.5	75	n/a	No	12	0.5	0	100	None	No	0.01	NP (NDs)
1,4-Dichlorobenzene (ug/l)	MW-509D	0.5	0.5	75	n/a	No	12	0.5	0	100	None	No	0.01	NP (NDs)
1,4-Dichlorobenzene (ug/l)	MW-577	0.5	0.5	75	n/a	No	12	0.5	0	100	None	No	0.01	NP (NDs)
1,4-Dichlorobenzene (ug/l)	MW-6	0.5	0.5	75	n/a	No	12	0.5	0	100	None	No	0.01	NP (NDs)
1,4-Dichlorobenzene (ug/l)	MW-633D	0.5	0.5	75	n/a	No	12	0.5	0	100	None	No	0.01	NP (NDs)
1,4-Dichlorobenzene (ug/l)	MW-689D	0.5	0.5	75	n/a	No	12	0.5	0	100	None	No	0.01	NP (NDs)
1,4-Dichlorobenzene (ug/l)	MW-7	0.5	0.5	75	n/a	No	12	0.5	0	100	None	No	0.01	NP (NDs)
1,4-Dichlorobenzene (ug/l)	NAB-1	0.5	0.5	75	n/a	No	12	0.5	0	100	None	No	0.01	NP (NDs)
1,4-Dichlorobenzene (ug/l)	NAB-2	0.5	0.5	75	n/a	No	12	0.5	0	100	None	No	0.01	NP (NDs)
1,4-Dichlorobenzene (ug/l)	NAB-3	0.5	0.5	75	n/a	No	12	0.5	0	100	None	No	0.01	NP (NDs)
1,4-Dichlorobenzene (ug/l)	NAB-4	0.5	0.5	75	n/a	No	12	0.5	0	100	None	No	0.01	NP (NDs)
1,4-Dichlorobenzene (ug/l)	NAB-7	0.5	0.5	75	n/a	No	12	0.5	0	100	None	No	0.01	NP (NDs)
1,4-Dichlorobenzene (ug/l)	NAB-8	0.5	0.5	75	n/a	No	8	0.5	0	100	None	No	0.004	NP (NDs)
1,4-Dichlorobenzene (ug/l)	SP-7	0.5	0.5	75	n/a	No	8	0.5	0	100	None	No	0.004	NP (NDs)
1,4-Dichlorobenzene (ug/l)	SPRINGA	0.5	0.5	75	n/a	No	11	0.5	0	100	None	No	0.006	NP (NDs)
1,4-Dichlorobenzene (ug/l)	TSP-1	0.5	0.5	75	n/a	No	4	0.5	0	100	None	No	0.0625	NP (NDs)
1,4-Dichlorobenzene (ug/l)	TSP-2	0.5	0.5	75	n/a	No	9	0.5	0	100	None	No	0.002	NP (NDs)
1,4-Dichlorobenzene (ug/l)	TSP-3	0.5	0.5	75	n/a	No	4	0.5	0	100	None	No	0.0625	NP (NDs)
Methylene Chloride (ug/l)	MW-4	2.5	2.5	5	n/a	No	12	2.5	0	100	None	No	0.01	NP (NDs)
Methylene Chloride (ug/l)	CAO-1	2.5	1	5	n/a	No	12	2.375	0.433	91.67	None	No	0.01	NP (NDs)
Methylene Chloride (ug/l)	CAO-2	2.5	2.5	5	n/a	No	12	2.5	0	100	None	No	0.01	NP (NDs)
Methylene Chloride (ug/l)	CAO-3	2.5	2.5	5	n/a	No	12	2.5	0	100	None	No	0.01	NP (NDs)
Methylene Chloride (ug/l)	MW-1	2.5	1	5	n/a	No	12	2.038	0.7308	66.67	None	No	0.01	NP (normality)
Methylene Chloride (ug/l)	MW-2	2.5	0.88	5	n/a	No	12	2.365	0.4677	91.67	None	No	0.01	NP (NDs)
Methylene Chloride (ug/l)	MW-3	2.5	2.5	5	n/a	No	12	2.5	0	100	None	No	0.01	NP (NDs)
Methylene Chloride (ug/l)	MW-5	2.5	2.5	5	n/a	No	12	2.5	0	100	None	No	0.01	NP (NDs)
Methylene Chloride (ug/l)	MW-509D	2.5	2.5	5	n/a	No	12	2.5	0	100	None	No	0.01	NP (NDs)
Methylene Chloride (ug/l)	MW-577	2.5	2.5	5	n/a	No	12	2.5	0	100	None	No	0.01	NP (NDs)
Methylene Chloride (ug/l)	MW-6	2.5	2.5	5	n/a	No	12	2.5	0	100	None	No	0.01	NP (NDs)
Methylene Chloride (ug/l)	MW-633D	2.5	0.87	5	n/a	No	12	2.364	0.4705	91.67	None	No	0.01	NP (NDs)
Methylene Chloride (ug/l)	MW-689D	2.5	2.5	5	n/a	No	12	2.5	0	100	None	No	0.01	NP (NDs)
Methylene Chloride (ug/l)	MW-7	2.5	2.5	5	n/a	No	12	2.5	0	100	None	No	0.01	NP (NDs)
Methylene Chloride (ug/l)	NAB-1	2.5	2.5	5	n/a	No	12	2.5	0	100	None	No	0.01	NP (NDs)
Methylene Chloride (ug/l)	NAB-2	2.5	2.5	5	n/a	No	12	2.5	0	100	None	No	0.01	NP (NDs)
Methylene Chloride (ug/l)	NAB-3	2.5	2.5	5	n/a	No	12	2.5	0	100	None	No	0.01	NP (NDs)
Methylene Chloride (ug/l)	NAB-4	2.5	0.95	5	n/a	No	12	2.371	0.4474	91.67	None	No	0.01	NP (NDs)
Methylene Chloride (ug/l)	NAB-7	2.5	2.5	5	n/a	No	12	2.5	0	100	None	No	0.01	NP (NDs)
Methylene Chloride (ug/l)	NAB-8	2.5	2.5	5	n/a	No	8	2.5	0	100	None	No	0.004	NP (NDs)
Methylene Chloride (ug/l)	SP-7	2.5	2.5	5	n/a	No	8	2.5	0	100	None	No	0.004	NP (NDs)
Methylene Chloride (ug/l)	SPRINGA	2.5	2.5	5	n/a	No	11	2.5	0	100	None	No	0.006	NP (NDs)
Methylene Chloride (ug/l)	TSP-1	2.5	2.5	5	n/a	No	4	2.5	0	100	None	No	0.0625	NP (NDs)
Methylene Chloride (ug/l)	TSP-2	2.5	2.5	5	n/a	No	9	2.5	0	100	None	No	0.002	NP (NDs)
Methylene Chloride (ug/l)	TSP-3	2.5	2.5	5	n/a	No	4	2.5	0	100	None	No	0.0625	NP (NDs)

Confidence Interval

Facility: NABORS Client: SCS Engineers Data File: NABORS flat 1-13-2015 Printed 1/15/2015, 2:33 PM

Constituent	Well	Upper Lim.	Lower Lim.	Compliance	Lower Compl.	Sig.	N	Mean	Std. Dev.	%NDs	ND Adj.	Transform	Alpha	Method
Toluene (ug/l)	MW-4	2.5	2.5	1000	n/a	No	12	2.5	0	100	None	No	0.01	NP (NDs)
Toluene (ug/l)	CAO-1	2.5	0.42	1000	n/a	No	12	1.974	0.9515	75	None	No	0.01	NP (normality)
Toluene (ug/l)	CAO-2	2.5	2.5	1000	n/a	No	12	2.5	0	100	None	No	0.01	NP (NDs)
Toluene (ug/l)	CAO-3	2.5	2.5	1000	n/a	No	12	2.5	0	100	None	No	0.01	NP (NDs)
Toluene (ug/l)	MW-1	2.5	2.5	1000	n/a	No	12	2.5	0	100	None	No	0.01	NP (NDs)
Toluene (ug/l)	MW-2	2.5	2.5	1000	n/a	No	12	2.5	0	100	None	No	0.01	NP (NDs)
Toluene (ug/l)	MW-3	2.5	2.5	1000	n/a	No	12	2.5	0	100	None	No	0.01	NP (NDs)
Toluene (ug/l)	MW-5	2.5	2.5	1000	n/a	No	12	2.5	0	100	None	No	0.01	NP (NDs)
Toluene (ug/l)	MW-509D	2.5	2.5	1000	n/a	No	12	2.5	0	100	None	No	0.01	NP (NDs)
Toluene (ug/l)	MW-577	3.3	0.54	1000	n/a	No	12	2.753	1.393	66.67	None	No	0.01	NP (normality)
Toluene (ug/l)	MW-6	2.5	2.5	1000	n/a	No	12	2.5	0	100	None	No	0.01	NP (NDs)
Toluene (ug/l)	MW-633D	2.5	2.5	1000	n/a	No	12	2.5	0	100	None	No	0.01	NP (NDs)
Toluene (ug/l)	MW-689D	2.5	2.5	1000	n/a	No	12	2.5	0	100	None	No	0.01	NP (NDs)
Toluene (ug/l)	MW-7	2.5	2.5	1000	n/a	No	12	2.5	0	100	None	No	0.01	NP (NDs)
Toluene (ug/l)	NAB-1	2.5	0.31	1000	n/a	No	12	2.318	0.6322	91.67	None	No	0.01	NP (NDs)
Toluene (ug/l)	NAB-2	2.5	2.5	1000	n/a	No	12	2.5	0	100	None	No	0.01	NP (NDs)
Toluene (ug/l)	NAB-3	2.5	2.5	1000	n/a	No	12	2.5	0	100	None	No	0.01	NP (NDs)
Toluene (ug/l)	NAB-4	2.5	2.5	1000	n/a	No	12	2.5	0	100	None	No	0.01	NP (NDs)
Toluene (ug/l)	NAB-7	2.5	2.5	1000	n/a	No	12	2.5	0	100	None	No	0.01	NP (NDs)
Toluene (ug/l)	NAB-8	2.5	2.5	1000	n/a	No	8	2.5	0	100	None	No	0.004	NP (NDs)
Toluene (ug/l)	SP-7	2.5	2.5	1000	n/a	No	8	2.5	0	100	None	No	0.004	NP (NDs)
Toluene (ug/l)	SPRINGA	2.5	2.5	1000	n/a	No	11	2.5	0	100	None	No	0.006	NP (NDs)
Toluene (ug/l)	TSP-1	2.5	2.5	1000	n/a	No	4	2.5	0	100	None	No	0.0625	NP (NDs)
Toluene (ug/l)	TSP-2	2.5	2.5	1000	n/a	No	9	2.5	0	100	None	No	0.002	NP (NDs)
Toluene (ug/l)	TSP-3	2.5	2.5	1000	n/a	No	4	2.5	0	100	None	No	0.0625	NP (NDs)
trans-1,2-Dichloroethene (ug/l)	MW-4	0.5	0.5	100	n/a	No	12	0.5	0	100	None	No	0.01	NP (NDs)
trans-1,2-Dichloroethene (ug/l)	CAO-1	0.58	0.36	100	n/a	No	12	0.48	0.0698	75	None	No	0.01	NP (normality)
trans-1,2-Dichloroethene (ug/l)	CAO-2	0.5	0.5	100	n/a	No	12	0.5	0	100	None	No	0.01	NP (NDs)
trans-1,2-Dichloroethene (ug/l)	CAO-3	0.5	0.5	100	n/a	No	12	0.5	0	100	None	No	0.01	NP (NDs)
trans-1,2-Dichloroethene (ug/l)	MW-1	0.5	0.41	100	n/a	No	12	0.4817	0.03689	75	None	No	0.01	NP (normality)
trans-1,2-Dichloroethene (ug/l)	MW-2	0.5	0.5	100	n/a	No	12	0.5	0	100	None	No	0.01	NP (NDs)
trans-1,2-Dichloroethene (ug/l)	MW-3	0.5	0.5	100	n/a	No	12	0.5	0	100	None	No	0.01	NP (NDs)
trans-1,2-Dichloroethene (ug/l)	MW-5	0.5	0.5	100	n/a	No	12	0.5	0	100	None	No	0.01	NP (NDs)
trans-1,2-Dichloroethene (ug/l)	MW-509D	0.5	0.5	100	n/a	No	12	0.5	0	100	None	No	0.01	NP (NDs)
trans-1,2-Dichloroethene (ug/l)	MW-577	0.5	0.5	100	n/a	No	12	0.5	0	100	None	No	0.01	NP (NDs)
trans-1,2-Dichloroethene (ug/l)	MW-6	0.5	0.5	100	n/a	No	12	0.5	0	100	None	No	0.01	NP (NDs)
trans-1,2-Dichloroethene (ug/l)	MW-633D	0.5	0.5	100	n/a	No	12	0.5	0	100	None	No	0.01	NP (NDs)
trans-1,2-Dichloroethene (ug/l)	MW-689D	0.5	0.5	100	n/a	No	12	0.5	0	100	None	No	0.01	NP (NDs)
trans-1,2-Dichloroethene (ug/l)	MW-7	0.5	0.5	100	n/a	No	12	0.5	0	100	None	No	0.01	NP (NDs)
trans-1,2-Dichloroethene (ug/l)	NAB-1	0.5	0.5	100	n/a	No	12	0.5	0	100	None	No	0.01	NP (NDs)
trans-1,2-Dichloroethene (ug/l)	NAB-2	0.5	0.5	100	n/a	No	12	0.5	0	100	None	No	0.01	NP (NDs)
trans-1,2-Dichloroethene (ug/l)	NAB-3	0.5	0.5	100	n/a	No	12	0.5	0	100	None	No	0.01	NP (NDs)
trans-1,2-Dichloroethene (ug/l)	NAB-4	0.5	0.5	100	n/a	No	12	0.5	0	100	None	No	0.01	NP (NDs)
trans-1,2-Dichloroethene (ug/l)	NAB-7	0.5	0.5	100	n/a	No	12	0.5	0	100	None	No	0.01	NP (NDs)
trans-1,2-Dichloroethene (ug/l)	NAB-8	0.5	0.5	100	n/a	No	8	0.5	0	100	None	No	0.004	NP (NDs)
trans-1,2-Dichloroethene (ug/l)	SP-7	0.5	0.5	100	n/a	No	8	0.5	0	100	None	No	0.004	NP (NDs)
trans-1,2-Dichloroethene (ug/l)	SPRINGA	0.5	0.5	100	n/a	No	11	0.5	0	100	None	No	0.006	NP (NDs)
trans-1,2-Dichloroethene (ug/l)	TSP-1	0.5	0.5	100	n/a	No	4	0.5	0	100	None	No	0.0625	NP (NDs)
trans-1,2-Dichloroethene (ug/l)	TSP-2	0.5	0.5	100	n/a	No	9	0.5	0	100	None	No	0.002	NP (NDs)
trans-1,2-Dichloroethene (ug/l)	TSP-3	0.5	0.5	100	n/a	No	4	0.5	0	100	None	No	0.0625	NP (NDs)

Confidence Interval

Facility: NABORS Client: SCS Engineers Data File: NABORS flat 1-13-2015 Printed 1/15/2015, 2:33 PM

Constituent	Well	Upper Lim.	Lower Lim.	Compliance	Lower Compl.	Sig.	N	Mean	Std. Dev.	%NDs	ND Adj.	Transform	Alpha	Method
Xylenes, Total (ug/l)	MW-4	1.5	1.5	10000	n/a	No	12	1.5	0	100	None	No	0.01	NP (NDs)
Xylenes, Total (ug/l)	CAO-1	1.5	1.5	10000	n/a	No	12	1.5	0	100	None	No	0.01	NP (NDs)
Xylenes, Total (ug/l)	CAO-2	1.5	1.5	10000	n/a	No	12	1.5	0	100	None	No	0.01	NP (NDs)
Xylenes, Total (ug/l)	CAO-3	1.5	1.5	10000	n/a	No	12	1.5	0	100	None	No	0.01	NP (NDs)
Xylenes, Total (ug/l)	MW-1	1.5	1.5	10000	n/a	No	12	1.5	0	100	None	No	0.01	NP (NDs)
Xylenes, Total (ug/l)	MW-2	1.5	1.5	10000	n/a	No	12	1.5	0	100	None	No	0.01	NP (NDs)
Xylenes, Total (ug/l)	MW-3	1.5	1.5	10000	n/a	No	12	1.5	0	100	None	No	0.01	NP (NDs)
Xylenes, Total (ug/l)	MW-5	1.5	1.5	10000	n/a	No	12	1.5	0	100	None	No	0.01	NP (NDs)
Xylenes, Total (ug/l)	MW-509D	1.5	1.5	10000	n/a	No	12	1.5	0	100	None	No	0.01	NP (NDs)
Xylenes, Total (ug/l)	MW-577	1.5	1.5	10000	n/a	No	12	1.5	0	100	None	No	0.01	NP (NDs)
Xylenes, Total (ug/l)	MW-6	1.5	1.5	10000	n/a	No	12	1.5	0	100	None	No	0.01	NP (NDs)
Xylenes, Total (ug/l)	MW-633D	1.5	1.5	10000	n/a	No	12	1.5	0	100	None	No	0.01	NP (NDs)
Xylenes, Total (ug/l)	MW-689D	1.5	1.5	10000	n/a	No	12	1.5	0	100	None	No	0.01	NP (NDs)
Xylenes, Total (ug/l)	MW-7	1.5	1.5	10000	n/a	No	12	1.5	0	100	None	No	0.01	NP (NDs)
Xylenes, Total (ug/l)	NAB-1	1.5	1.5	10000	n/a	No	12	1.5	0	100	None	No	0.01	NP (NDs)
Xylenes, Total (ug/l)	NAB-2	1.5	1.5	10000	n/a	No	12	1.5	0	100	None	No	0.01	NP (NDs)
Xylenes, Total (ug/l)	NAB-3	1.5	1.5	10000	n/a	No	12	1.5	0	100	None	No	0.01	NP (NDs)
Xylenes, Total (ug/l)	NAB-4	1.5	1.5	10000	n/a	No	12	1.5	0	100	None	No	0.01	NP (NDs)
Xylenes, Total (ug/l)	NAB-7	1.5	1.5	10000	n/a	No	12	1.5	0	100	None	No	0.01	NP (NDs)
Xylenes, Total (ug/l)	NAB-8	1.5	1.5	10000	n/a	No	8	1.5	0	100	None	No	0.004	NP (NDs)
Xylenes, Total (ug/l)	SP-7	1.5	1.5	10000	n/a	No	8	1.5	0	100	None	No	0.004	NP (NDs)
Xylenes, Total (ug/l)	SPRINGA	1.5	1.5	10000	n/a	No	11	1.5	0	100	None	No	0.006	NP (NDs)
Xylenes, Total (ug/l)	TSP-1	1.5	1.5	10000	n/a	No	4	1.5	0	100	None	No	0.0625	NP (NDs)
Xylenes, Total (ug/l)	TSP-2	1.5	1.5	10000	n/a	No	9	1.5	0	100	None	No	0.002	NP (NDs)
Xylenes, Total (ug/l)	TSP-3	1.5	1.5	10000	n/a	No	4	1.5	0	100	None	No	0.0625	NP (NDs)
Ethylbenzene (ug/l)	MW-4	0.5	0.5	700	n/a	No	12	0.5	0	100	None	No	0.01	NP (NDs)
Ethylbenzene (ug/l)	CAO-1	0.95	0.5	700	n/a	No	12	0.5375	0.1299	91.67	None	No	0.01	NP (NDs)
Ethylbenzene (ug/l)	CAO-2	0.5	0.5	700	n/a	No	12	0.5	0	100	None	No	0.01	NP (NDs)
Ethylbenzene (ug/l)	CAO-3	0.5	0.5	700	n/a	No	12	0.5	0	100	None	No	0.01	NP (NDs)
Ethylbenzene (ug/l)	MW-1	0.5	0.5	700	n/a	No	12	0.5	0	100	None	No	0.01	NP (NDs)
Ethylbenzene (ug/l)	MW-2	0.5	0.5	700	n/a	No	12	0.5	0	100	None	No	0.01	NP (NDs)
Ethylbenzene (ug/l)	MW-3	0.5	0.5	700	n/a	No	12	0.5	0	100	None	No	0.01	NP (NDs)
Ethylbenzene (ug/l)	MW-5	0.5	0.5	700	n/a	No	12	0.5	0	100	None	No	0.01	NP (NDs)
Ethylbenzene (ug/l)	MW-509D	0.5	0.5	700	n/a	No	12	0.5	0	100	None	No	0.01	NP (NDs)
Ethylbenzene (ug/l)	MW-577	0.5	0.5	700	n/a	No	12	0.5	0	100	None	No	0.01	NP (NDs)
Ethylbenzene (ug/l)	MW-6	0.5	0.5	700	n/a	No	12	0.5	0	100	None	No	0.01	NP (NDs)
Ethylbenzene (ug/l)	MW-633D	0.5	0.5	700	n/a	No	12	0.5	0	100	None	No	0.01	NP (NDs)
Ethylbenzene (ug/l)	MW-689D	0.5	0.5	700	n/a	No	12	0.5	0	100	None	No	0.01	NP (NDs)
Ethylbenzene (ug/l)	MW-7	0.5	0.5	700	n/a	No	12	0.5	0	100	None	No	0.01	NP (NDs)
Ethylbenzene (ug/l)	NAB-1	0.5	0.5	700	n/a	No	12	0.5	0	100	None	No	0.01	NP (NDs)
Ethylbenzene (ug/l)	NAB-2	0.5	0.5	700	n/a	No	12	0.5	0	100	None	No	0.01	NP (NDs)
Ethylbenzene (ug/l)	NAB-3	0.5	0.5	700	n/a	No	12	0.5	0	100	None	No	0.01	NP (NDs)
Ethylbenzene (ug/l)	NAB-4	0.5	0.5	700	n/a	No	12	0.5	0	100	None	No	0.01	NP (NDs)
Ethylbenzene (ug/l)	NAB-7	0.5	0.5	700	n/a	No	12	0.5	0	100	None	No	0.01	NP (NDs)
Ethylbenzene (ug/l)	NAB-8	0.5	0.5	700	n/a	No	8	0.5	0	100	None	No	0.004	NP (NDs)
Ethylbenzene (ug/l)	SP-7	0.5	0.5	700	n/a	No	8	0.5	0	100	None	No	0.004	NP (NDs)
Ethylbenzene (ug/l)	SPRINGA	0.5	0.5	700	n/a	No	11	0.5	0	100	None	No	0.006	NP (NDs)
Ethylbenzene (ug/l)	TSP-1	0.5	0.5	700	n/a	No	4	0.5	0	100	None	No	0.0625	NP (NDs)
Ethylbenzene (ug/l)	TSP-2	0.5	0.5	700	n/a	No	9	0.5	0	100	None	No	0.002	NP (NDs)
Ethylbenzene (ug/l)	TSP-3	0.5	0.5	700	n/a	No	4	0.5	0	100	None	No	0.0625	NP (NDs)

Confidence Interval

Facility: NABORS Client: SCS Engineers Data File: NABORS flat 1-13-2015 Printed 1/15/2015, 2:33 PM

Constituent	Well	Upper Lim.	Lower Lim.	Compliance	Lower Compl.	Sig.	N	Mean	Std. Dev.	%NDs	ND Adj.	Transform	Alpha	Method
Carbon disulfide (ug/l)	MW-4	0.5	0.5	810	n/a	No	12	0.5	0	100	None	No	0.01	NP (NDs)
Carbon disulfide (ug/l)	CAO-1	0.5	0.5	810	n/a	No	12	0.5	0	100	None	No	0.01	NP (NDs)
Carbon disulfide (ug/l)	CAO-2	0.5	0.5	810	n/a	No	12	0.5	0	100	None	No	0.01	NP (NDs)
Carbon disulfide (ug/l)	CAO-3	0.5	0.5	810	n/a	No	12	0.5	0	100	None	No	0.01	NP (NDs)
Carbon disulfide (ug/l)	MW-1	0.64	0.5	810	n/a	No	12	0.5117	0.04041	91.67	None	No	0.01	NP (NDs)
Carbon disulfide (ug/l)	MW-2	0.5	0.5	810	n/a	No	12	0.5	0	100	None	No	0.01	NP (NDs)
Carbon disulfide (ug/l)	MW-3	0.5	0.5	810	n/a	No	12	0.5	0	100	None	No	0.01	NP (NDs)
Carbon disulfide (ug/l)	MW-5	0.5	0.5	810	n/a	No	12	0.5	0	100	None	No	0.01	NP (NDs)
Carbon disulfide (ug/l)	MW-509D	0.5	0.5	810	n/a	No	12	0.5	0	100	None	No	0.01	NP (NDs)
Carbon disulfide (ug/l)	MW-577	0.5	0.5	810	n/a	No	12	0.5	0	100	None	No	0.01	NP (NDs)
Carbon disulfide (ug/l)	MW-6	0.5	0.5	810	n/a	No	12	0.5	0	100	None	No	0.01	NP (NDs)
Carbon disulfide (ug/l)	MW-633D	0.5	0.5	810	n/a	No	12	0.5	0	100	None	No	0.01	NP (NDs)
Carbon disulfide (ug/l)	MW-689D	0.5	0.5	810	n/a	No	12	0.5	0	100	None	No	0.01	NP (NDs)
Carbon disulfide (ug/l)	MW-7	0.5	0.5	810	n/a	No	12	0.5	0	100	None	No	0.01	NP (NDs)
Carbon disulfide (ug/l)	NAB-1	0.5	0.5	810	n/a	No	12	0.5	0	100	None	No	0.01	NP (NDs)
Carbon disulfide (ug/l)	NAB-2	0.5	0.5	810	n/a	No	12	0.5	0	100	None	No	0.01	NP (NDs)
Carbon disulfide (ug/l)	NAB-3	0.5	0.5	810	n/a	No	12	0.5	0	100	None	No	0.01	NP (NDs)
Carbon disulfide (ug/l)	NAB-4	0.5	0.5	810	n/a	No	12	0.5	0	100	None	No	0.01	NP (NDs)
Carbon disulfide (ug/l)	NAB-7	0.5	0.5	810	n/a	No	12	0.5	0	100	None	No	0.01	NP (NDs)
Carbon disulfide (ug/l)	NAB-8	0.5	0.5	810	n/a	No	8	0.5	0	100	None	No	0.004	NP (NDs)
Carbon disulfide (ug/l)	SP-7	0.5	0.5	810	n/a	No	8	0.5	0	100	None	No	0.004	NP (NDs)
Carbon disulfide (ug/l)	SPRINGA	0.5	0.5	810	n/a	No	11	0.5	0	100	None	No	0.006	NP (NDs)
Carbon disulfide (ug/l)	TSP-1	0.5	0.5	810	n/a	No	4	0.5	0	100	None	No	0.0625	NP (NDs)
Carbon disulfide (ug/l)	TSP-2	0.5	0.5	810	n/a	No	9	0.5	0	100	None	No	0.002	NP (NDs)
Carbon disulfide (ug/l)	TSP-3	0.5	0.5	810	n/a	No	4	0.5	0	100	None	No	0.0625	NP (NDs)
Chlorobenzene (ug/l)	MW-4	0.5	0.5	100	n/a	No	12	0.5	0	100	None	No	0.01	NP (NDs)
Chlorobenzene (ug/l)	CAO-1	0.63	0.44	100	n/a	No	12	0.5658	0.2135	33.33	None	No	0.01	NP (normality)
Chlorobenzene (ug/l)	CAO-2	0.5	0.5	100	n/a	No	12	0.5	0	100	None	No	0.01	NP (NDs)
Chlorobenzene (ug/l)	CAO-3	0.5	0.5	100	n/a	No	12	0.5	0	100	None	No	0.01	NP (NDs)
Chlorobenzene (ug/l)	MW-1	0.95	0.5	100	n/a	No	12	0.5375	0.1299	91.67	None	No	0.01	NP (NDs)
Chlorobenzene (ug/l)	MW-2	0.5	0.5	100	n/a	No	12	0.5	0	100	None	No	0.01	NP (NDs)
Chlorobenzene (ug/l)	MW-3	0.5	0.5	100	n/a	No	12	0.5	0	100	None	No	0.01	NP (NDs)
Chlorobenzene (ug/l)	MW-5	0.5	0.5	100	n/a	No	12	0.5	0	100	None	No	0.01	NP (NDs)
Chlorobenzene (ug/l)	MW-509D	0.5	0.5	100	n/a	No	12	0.5	0	100	None	No	0.01	NP (NDs)
Chlorobenzene (ug/l)	MW-577	0.5	0.5	100	n/a	No	12	0.5	0	100	None	No	0.01	NP (NDs)
Chlorobenzene (ug/l)	MW-6	0.5	0.5	100	n/a	No	12	0.5	0	100	None	No	0.01	NP (NDs)
Chlorobenzene (ug/l)	MW-633D	0.5	0.5	100	n/a	No	12	0.5	0	100	None	No	0.01	NP (NDs)
Chlorobenzene (ug/l)	MW-689D	0.5	0.5	100	n/a	No	12	0.5	0	100	None	No	0.01	NP (NDs)
Chlorobenzene (ug/l)	MW-7	0.5	0.5	100	n/a	No	12	0.5	0	100	None	No	0.01	NP (NDs)
Chlorobenzene (ug/l)	NAB-1	0.5	0.5	100	n/a	No	12	0.5	0	100	None	No	0.01	NP (NDs)
Chlorobenzene (ug/l)	NAB-2	0.5	0.5	100	n/a	No	12	0.5	0	100	None	No	0.01	NP (NDs)
Chlorobenzene (ug/l)	NAB-3	0.5	0.5	100	n/a	No	12	0.5	0	100	None	No	0.01	NP (NDs)
Chlorobenzene (ug/l)	NAB-4	0.5	0.5	100	n/a	No	12	0.5	0	100	None	No	0.01	NP (NDs)
Chlorobenzene (ug/l)	NAB-7	0.5	0.5	100	n/a	No	12	0.5	0	100	None	No	0.01	NP (NDs)
Chlorobenzene (ug/l)	NAB-8	0.5	0.5	100	n/a	No	8	0.5	0	100	None	No	0.004	NP (NDs)
Chlorobenzene (ug/l)	SP-7	0.5	0.5	100	n/a	No	8	0.5	0	100	None	No	0.004	NP (NDs)
Chlorobenzene (ug/l)	SPRINGA	0.5	0.5	100	n/a	No	11	0.5	0	100	None	No	0.006	NP (NDs)
Chlorobenzene (ug/l)	TSP-1	0.5	0.5	100	n/a	No	4	0.5	0	100	None	No	0.0625	NP (NDs)
Chlorobenzene (ug/l)	TSP-2	0.5	0.5	100	n/a	No	9	0.5	0	100	None	No	0.002	NP (NDs)
Chlorobenzene (ug/l)	TSP-3	0.5	0.5	100	n/a	No	4	0.5	0	100	None	No	0.0625	NP (NDs)

Confidence Interval

Facility: NABORS Client: SCS Engineers Data File: NABORS flat 1-13-2015 Printed 1/15/2015, 2:33 PM

Constituent	Well	Upper Lim.	Lower Lim.	Compliance	Lower Compl.	Sig.	N	Mean	Std. Dev.	%NDs	ND Adj.	Transform	Alpha	Method
Cyanide (mg/l)	MW-4	0.0025	0.0025	200	n/a	No	10	0.00825	0.01818	90	None	No	0.011	NP (NDs)
Cyanide (mg/l)	CAO-1	0.0025	0.0012	200	n/a	No	10	0.00254	0.0007121	80	None	No	0.011	NP (NDs)
Cyanide (mg/l)	CAO-2	0.0025	0.0025	200	n/a	No	10	0.0025	0	100	None	No	0.011	NP (NDs)
Cyanide (mg/l)	CAO-3	0.0025	0.0025	200	n/a	No	10	0.0025	0	100	None	No	0.011	NP (NDs)
Cyanide (mg/l)	MW-1	0.0025	0.0025	200	n/a	No	10	0.0025	0	100	None	No	0.011	NP (NDs)
Cyanide (mg/l)	MW-2	0.0025	0.0025	200	n/a	No	10	0.0025	0	100	None	No	0.011	NP (NDs)
Cyanide (mg/l)	MW-3	0.0025	0.0025	200	n/a	No	10	0.0025	0	100	None	No	0.011	NP (NDs)
Cyanide (mg/l)	MW-5	0.0025	0.0025	200	n/a	No	10	0.0025	0	100	None	No	0.011	NP (NDs)
Cyanide (mg/l)	MW-509D	0.0025	0.0025	200	n/a	No	10	0.0025	0	100	None	No	0.011	NP (NDs)
Cyanide (mg/l)	MW-577	0.0025	0.0025	200	n/a	No	10	0.0025	0	100	None	No	0.011	NP (NDs)
Cyanide (mg/l)	MW-6	0.0025	0.0025	200	n/a	No	10	0.0025	0	100	None	No	0.011	NP (NDs)
Cyanide (mg/l)	MW-633D	0.0025	0.0025	200	n/a	No	10	0.0025	0	100	None	No	0.011	NP (NDs)
Cyanide (mg/l)	MW-689D	0.0025	0.0025	200	n/a	No	10	0.0025	0	100	None	No	0.011	NP (NDs)
Cyanide (mg/l)	MW-7	0.0025	0.0025	200	n/a	No	10	0.00264	0.0004427	90	None	No	0.011	NP (NDs)
Cyanide (mg/l)	NAB-1	0.0025	0.0025	200	n/a	No	10	0.0025	0	100	None	No	0.011	NP (NDs)
Cyanide (mg/l)	NAB-2	0.0025	0.0025	200	n/a	No	10	0.0025	0	100	None	No	0.011	NP (NDs)
Cyanide (mg/l)	NAB-3	0.0025	0.0025	200	n/a	No	10	0.0025	0	100	None	No	0.011	NP (NDs)
Cyanide (mg/l)	NAB-4	0.0025	0.0025	200	n/a	No	10	0.00292	0.001328	90	None	No	0.011	NP (NDs)
Cyanide (mg/l)	NAB-7	0.0025	0.0025	200	n/a	No	10	0.0025	0	100	None	No	0.011	NP (NDs)
Cyanide (mg/l)	NAB-8	0.0025	0.0025	200	n/a	No	8	0.0025	0	100	None	No	0.004	NP (NDs)
Cyanide (mg/l)	SP-7	0.0025	0.0025	200	n/a	No	7	0.0025	0	100	None	No	0.008	NP (NDs)
Cyanide (mg/l)	SPRINGA	0.014	0.0025	200	n/a	No	8	0.003937	0.004066	87.5	None	No	0.004	NP (NDs)
Cyanide (mg/l)	TSP-2	0.0082	0.0025	200	n/a	No	7	0.003314	0.002154	85.71	None	No	0.008	NP (NDs)
Mercury (mg/l)	MW-4	0.0001	0.00004	200	n/a	No	12	0.000...	0.0000...	75	None	No	0.01	NP (normality)
Mercury (mg/l)	CAO-1	0.0001	0.00005	200	n/a	No	12	0.000...	0.0000...	91.67	None	No	0.01	NP (NDs)
Mercury (mg/l)	CAO-2	0.00021	0.00006	200	n/a	No	12	0.000...	0.0000...	75	None	No	0.01	NP (normality)
Mercury (mg/l)	CAO-3	0.0001	0.0001	200	n/a	No	12	0.0001	0	100	None	No	0.01	NP (NDs)
Mercury (mg/l)	MW-1	0.0038	0.0001	200	n/a	No	12	0.001212	0.001441	25	None	No	0.01	NP (Cohens/xform)
Mercury (mg/l)	MW-2	0.0001	0.00007	200	n/a	No	12	0.000...	0.0000...	83.33	None	No	0.01	NP (NDs)
Mercury (mg/l)	MW-3	0.0001	0.00005	200	n/a	No	12	0.000...	0.0000...	91.67	None	No	0.01	NP (NDs)
Mercury (mg/l)	MW-5	0.0001	0.00003	200	n/a	No	12	0.000...	0.0000...	75	None	No	0.01	NP (normality)
Mercury (mg/l)	MW-509D	0.00022	0.00004	200	n/a	No	12	0.000...	0.0000...	58.33	None	No	0.01	NP (Cohens/xform)
Mercury (mg/l)	MW-577	0.0001	0.00003	200	n/a	No	12	0.000...	0.0000...	83.33	None	No	0.01	NP (NDs)
Mercury (mg/l)	MW-6	0.0004543	0.00009987	200	n/a	No	12	0.000...	0.0002041	25	Cohen's	No	0.01	Param.
Mercury (mg/l)	MW-633D	0.0001	0.00003	200	n/a	No	12	0.000...	0.0000...	91.67	Cohen's	No	0.01	NP (NDs)
Mercury (mg/l)	MW-689D	0.00012	0.00003	200	n/a	No	12	0.000...	0.0000...	66.67	None	No	0.01	NP (normality)
Mercury (mg/l)	MW-7	0.0001	0.00008	200	n/a	No	12	0.000...	0.0000205	83.33	None	No	0.01	NP (NDs)
Mercury (mg/l)	NAB-1	0.0001	0.00003	200	n/a	No	12	0.000...	0.0000...	91.67	None	No	0.01	NP (NDs)
Mercury (mg/l)	NAB-2	0.0001	0.00003	200	n/a	No	12	0.000...	0.0000...	83.33	None	No	0.01	NP (NDs)
Mercury (mg/l)	NAB-3	0.0002644	0.0001033	200	n/a	No	12	0.000125	0.0000...	33.33	Cohen's	No	0.01	Param.
Mercury (mg/l)	NAB-4	0.0001	0.00003	200	n/a	No	12	0.000...	0.0000...	83.33	Cohen's	No	0.01	NP (NDs)
Mercury (mg/l)	NAB-7	0.0001	0.00007	200	n/a	No	12	0.000...	0.0000...	83.33	Cohen's	No	0.01	NP (NDs)
Mercury (mg/l)	NAB-8	0.00014	0.0001	200	n/a	No	8	0.000105	0.0000...	87.5	Cohen's	No	0.004	NP (NDs)
Mercury (mg/l)	SP-7	0.0001	0.00003	200	n/a	No	8	0.000...	0.0000324	75	None	No	0.004	NP (normality)
Mercury (mg/l)	SPRINGA	0.0001	0.00002	200	n/a	No	11	0.000...	0.0000...	72.73	None	No	0.006	NP (normality)
Mercury (mg/l)	TSP-1	0.0005097	-0.0001602	200	n/a	No	4	0.00007	0.0000...	50	Cohen's	No	0.01	Param.
Mercury (mg/l)	TSP-2	0.0001	0.00002	200	n/a	No	9	0.000...	0.0000...	55.56	None	No	0.002	NP (normality)
Mercury (mg/l)	TSP-3	0.0001	0.0001	200	n/a	No	4	0.0001	0	100	None	No	0.0625	NP (NDs)
Trichloroethene (ug/l)	MW-4	0.5	0.5	5	n/a	No	12	0.5	0	100	None	No	0.01	NP (NDs)
Trichloroethene (ug/l)	CAO-1	0.88	0.44	5	n/a	No	12	0.6358	0.3246	58.33	None	No	0.01	NP (normality)


Confidence Interval

Facility: NABORS Client: SCS Engineers Data File: NABORS flat 1-13-2015 Printed 1/15/2015, 2:33 PM

<u>Constituent</u>	<u>Well</u>	<u>Upper Lim.</u>	<u>Lower Lim.</u>	<u>Compliance</u>	<u>Lower Compl.</u>	<u>Sig.</u>	<u>N</u>	<u>Mean</u>	<u>Std. Dev.</u>	<u>%NDs</u>	<u>ND Adj.</u>	<u>Transform</u>	<u>Alpha</u>	<u>Method</u>
Trichloroethene (ug/l)	CAO-2	0.5	0.5	5	n/a	No	12	0.5	0	100	None	No	0.01	NP (NDs)
Trichloroethene (ug/l)	CAO-3	0.5	0.5	5	n/a	No	12	0.5	0	100	None	No	0.01	NP (NDs)
Trichloroethene (ug/l)	MW-1	2.011	1.289	5	n/a	No	12	1.65	0.4602	0	None	No	0.01	Param.
Trichloroethene (ug/l)	MW-2	0.5	0.5	5	n/a	No	12	0.5	0	100	None	No	0.01	NP (NDs)
Trichloroethene (ug/l)	MW-3	0.5	0.5	5	n/a	No	12	0.5	0	100	None	No	0.01	NP (NDs)
Trichloroethene (ug/l)	MW-5	0.5	0.5	5	n/a	No	12	0.5	0	100	None	No	0.01	NP (NDs)
Trichloroethene (ug/l)	MW-509D	0.5	0.5	5	n/a	No	12	0.5	0	100	None	No	0.01	NP (NDs)
Trichloroethene (ug/l)	MW-577	0.5	0.5	5	n/a	No	12	0.5	0	100	None	No	0.01	NP (NDs)
Trichloroethene (ug/l)	MW-6	0.5	0.5	5	n/a	No	12	0.5	0	100	None	No	0.01	NP (NDs)
Trichloroethene (ug/l)	MW-633D	0.5	0.5	5	n/a	No	12	0.5	0	100	None	No	0.01	NP (NDs)
Trichloroethene (ug/l)	MW-689D	0.5	0.5	5	n/a	No	12	0.5	0	100	None	No	0.01	NP (NDs)
Trichloroethene (ug/l)	MW-7	0.5	0.5	5	n/a	No	12	0.5	0	100	None	No	0.01	NP (NDs)
Trichloroethene (ug/l)	NAB-1	0.5	0.5	5	n/a	No	12	0.5	0	100	None	No	0.01	NP (NDs)
Trichloroethene (ug/l)	NAB-2	0.5	0.5	5	n/a	No	12	0.5	0	100	None	No	0.01	NP (NDs)
Trichloroethene (ug/l)	NAB-3	0.5	0.5	5	n/a	No	12	0.5	0	100	None	No	0.01	NP (NDs)
Trichloroethene (ug/l)	NAB-4	0.5	0.5	5	n/a	No	12	0.5	0	100	None	No	0.01	NP (NDs)
Trichloroethene (ug/l)	NAB-7	0.5	0.5	5	n/a	No	12	0.5	0	100	None	No	0.01	NP (NDs)
Trichloroethene (ug/l)	NAB-8	0.5	0.5	5	n/a	No	8	0.5	0	100	None	No	0.004	NP (NDs)
Trichloroethene (ug/l)	SP-7	0.5	0.5	5	n/a	No	8	0.5	0	100	None	No	0.004	NP (NDs)
Trichloroethene (ug/l)	SPRINGA	0.5	0.5	5	n/a	No	11	0.5	0	100	None	No	0.006	NP (NDs)
Trichloroethene (ug/l)	TSP-1	0.5	0.5	5	n/a	No	4	0.5	0	100	None	No	0.0625	NP (NDs)
Trichloroethene (ug/l)	TSP-2	0.5	0.5	5	n/a	No	9	0.5	0	100	None	No	0.002	NP (NDs)
Trichloroethene (ug/l)	TSP-3	0.5	0.5	5	n/a	No	4	0.5	0	100	None	No	0.0625	NP (NDs)

Parametric Confidence Interval

Compliance limit is exceeded. Per-well alpha = 0.01. Normality Test: Shapiro Wilk, alpha based on n.




Constituent: Vinyl chloride Analysis Run 1/15/2015 2:37 PM

Facility: NABORS Client: SCS Engineers Data File: NABORS flat 1-13-2015

Parametric Confidence Interval

Compliance limit is exceeded. Per-well alpha = 0.01. Normality Test: Shapiro Wilk, alpha based on n.

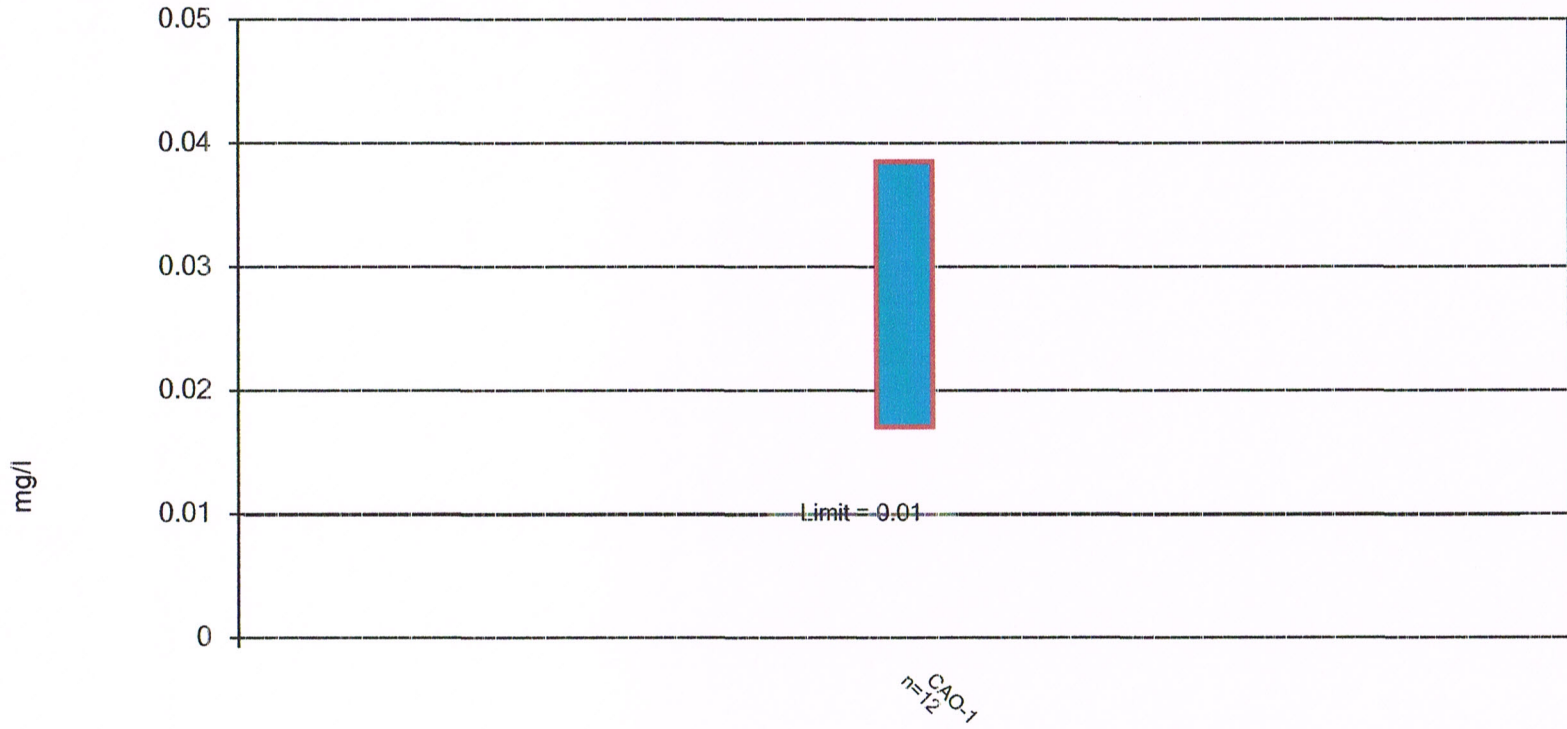


Constituent: Arsenic Analysis Run 1/15/2015 2:08 PM

Facility: NABORS Client: SCS Engineers Data File: NABORS flat 1-13-2015

Parametric Confidence Interval

Compliance limit is exceeded. Per-well alpha = 0.01. Normality Test: Shapiro Wilk, alpha based on n.

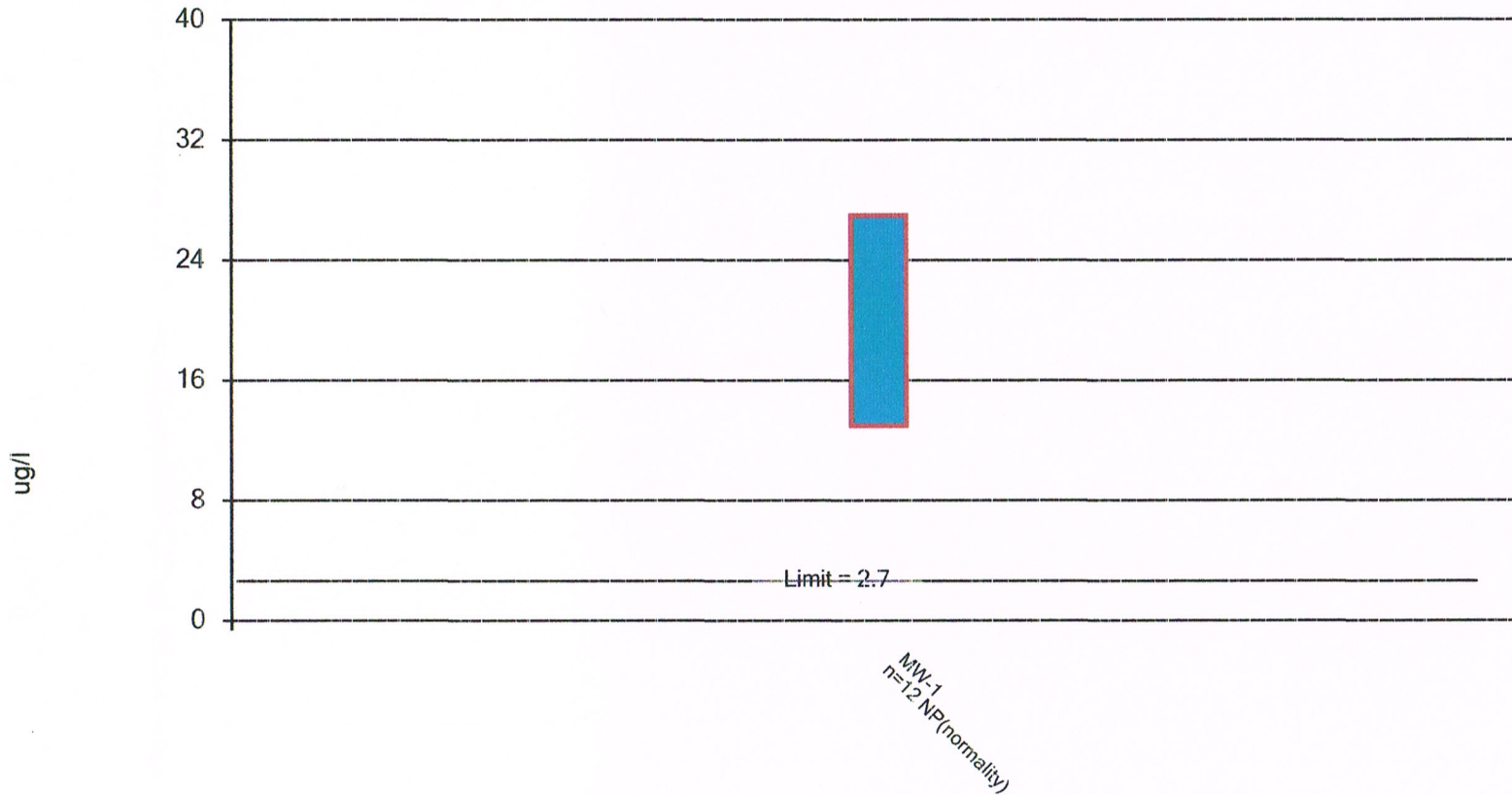


Constituent: Arsenic Analysis Run 1/15/2015 2:08 PM

Facility: NABORS Client: SCS Engineers Data File: NABORS flat 1-13-2015

Non-Parametric Confidence Interval

Compliance limit is exceeded. Per-well alpha = 0.01.

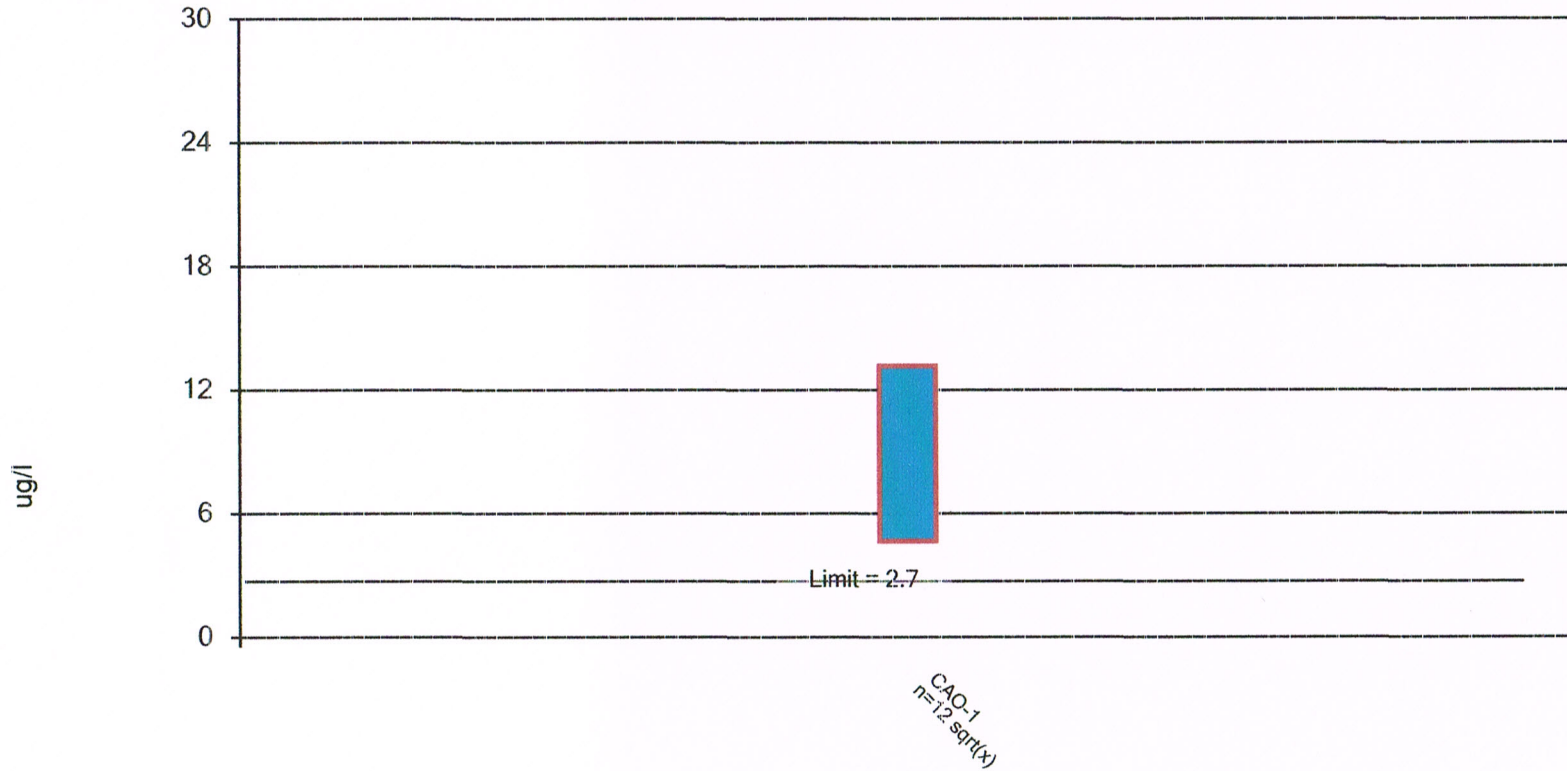


Constituent: 1,1-Dichloroethane Analysis Run 1/15/2015 2:07 PM

Facility: NABORS Client: SCS Engineers Data File: NABORS flat 1-13-2015

Parametric Confidence Interval

Compliance limit is exceeded. Per-well alpha = 0.01. Normality Test: Shapiro Wilk, alpha based on n.

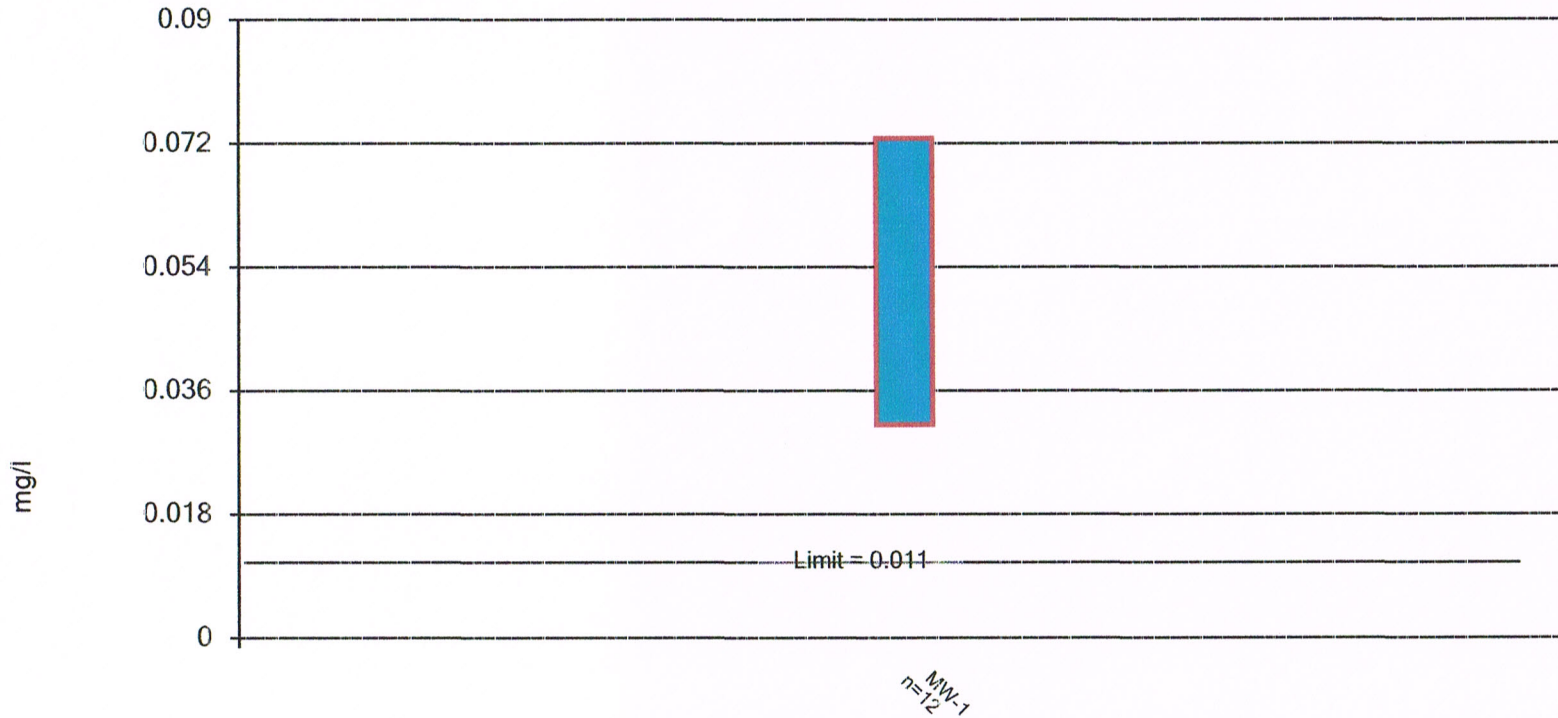


Constituent: 1,1-Dichloroethane Analysis Run 1/15/2015 2:06 PM

Facility: NABORS Client: SCS Engineers Data File: NABORS flat 1-13-2015

Parametric Confidence Interval

Compliance limit is exceeded. Per-well alpha = 0.01. Normality Test: Shapiro Wilk, alpha based on n.

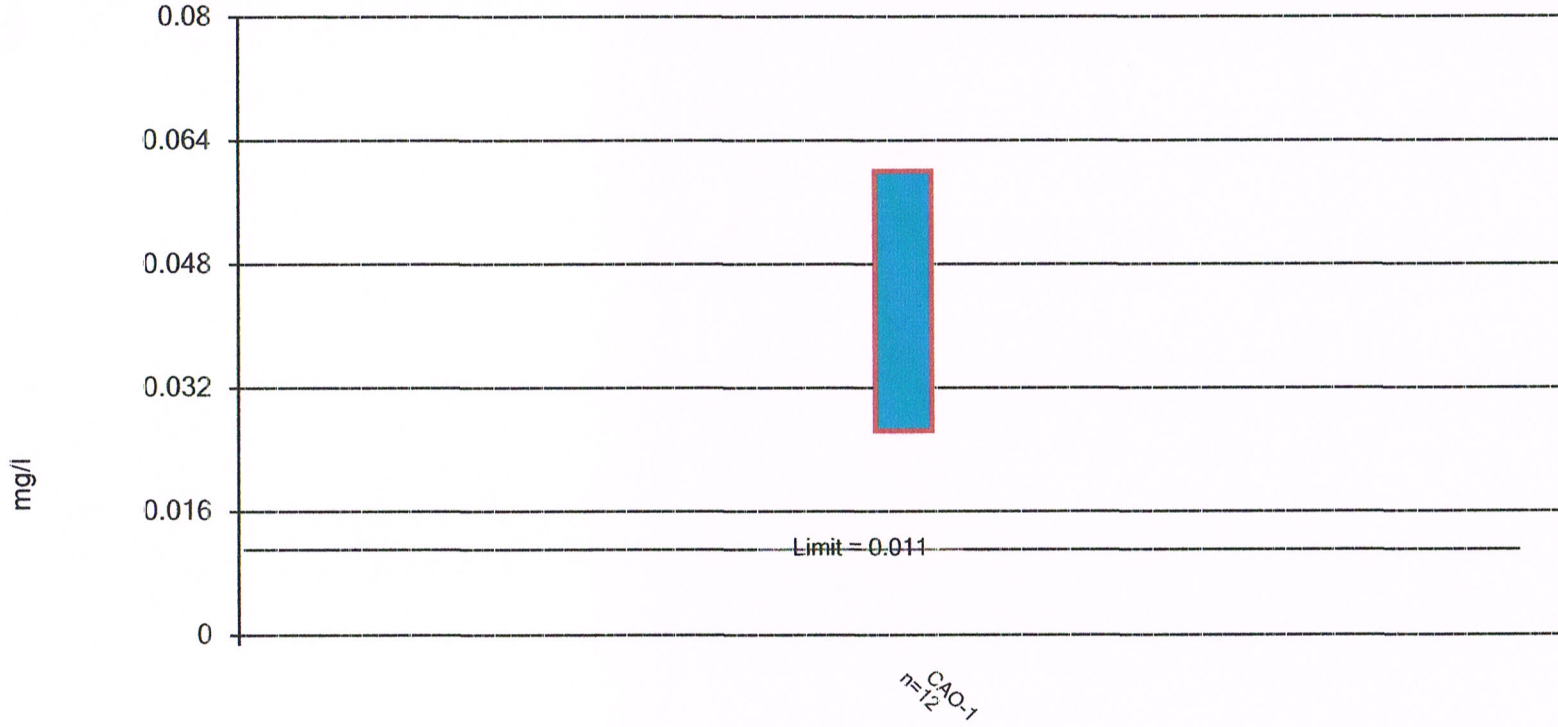


Constituent: Cobalt Analysis Run 1/15/2015 2:09 PM

Facility: NABORS Client: SCS Engineers Data File: NABORS flat 1-13-2015

Parametric Confidence Interval

Compliance limit is exceeded. Per-well alpha = 0.01. Normality Test: Shapiro Wilk, alpha based on n.

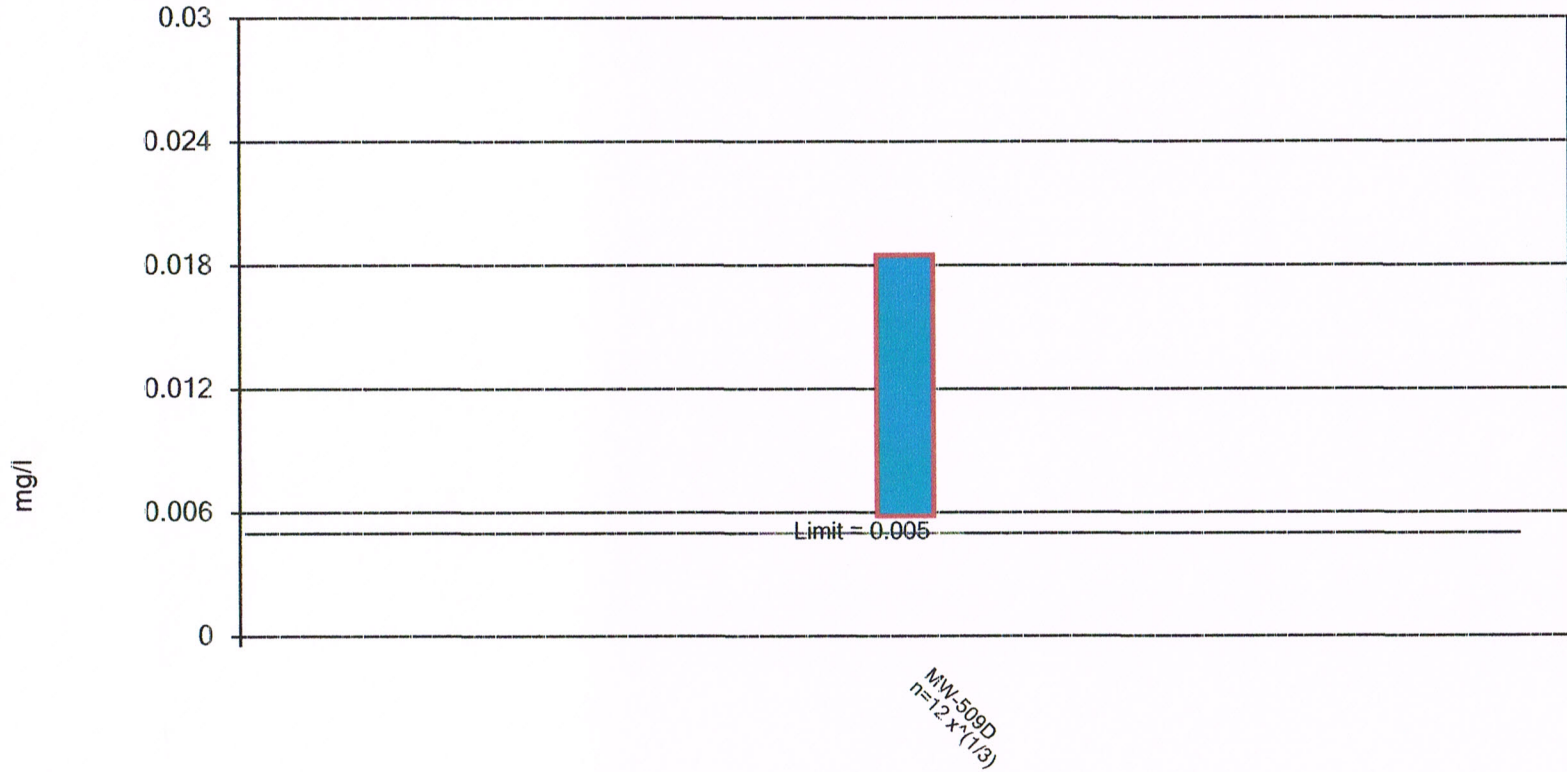


Constituent: Cobalt Analysis Run 1/15/2015 2:09 PM

Facility: NABORS Client: SCS Engineers Data File: NABORS flat 1-13-2015

Parametric Confidence Interval

Compliance limit is exceeded. Per-well alpha = 0.01. Normality Test: Shapiro Wilk, alpha based on n.



Constituent: Cadmium Analysis Run 1/15/2015 2:34 PM

Facility: NABORS Client: SCS Engineers Data File: NABORS flat 1-13-2015

APPENDIX B

**FOURTH QUARTER 2014 EXPLOSIVE GAS MONITORING
EVENT**



January 16, 2015

Mr. Bill Sadler, P.G.
Solid Waste Division
Arkansas Department of Environmental Quality
5301 Northshore Drive
North Little Rock, AR 72118-5317

Re: **Fourth Quarter 2014 Explosive Gas Monitoring**
NABORS - Class I Landfill
AFIN: 03-0051 Permit No. 0249-S1-R2, 0249-S4

Dear Mr. Sadler:

Chimney Rock Consulting (CRC) is pleased to present you with the results of the Fourth Quarter 2014 Explosive Gas Monitoring at the NABORS –Class I Landfill (Landfill). It should be noted that the Fourth Quarter 2014 monitoring event represents the first Explosive Gas Monitoring event since the Third Quarter 2012 event that was conducted on September 18, 2012.

The Fourth Quarter Explosive Gas Monitoring Event was conducted on December 15, 2014 and consisted of monitoring the site perimeter Explosive Gas Monitoring probes GP-1 through GP-13, GP-14R, GP15, GP-16R, GP-17, and GP-18R. In addition to these perimeter probes, the landfill office and scale house were monitored for Explosive Gas. Methane readings at each of these gas monitoring locations were below regulatory limits for the facility.

Three (3) interior gas probes (GP-14, GP-16, and GP-18) which are not point of compliance probes were monitored for information purposes. Methane readings at GP-14 indicated methane was above 100% LEL.

As previously stated GP-14 is an interior gas probe and therefore is not a point of compliance probe. GP-14R which is located along the property boundary to the north-northwest of GP-14 did not report any methane during the Fourth Quarter 2014.



The next required Quarterly Explosive Gas monitoring event for the Landfill is scheduled for March 2015. Please contact us if we can be of further service or if you have any questions concerning this report.

Sincerely,

A handwritten signature in blue ink that reads "Robert Fowler".

Robert Fowler
Project Geologist

A handwritten signature in blue ink that reads "Dan McCullough".

Dan McCullough
Senior Hydrogeologist/President

*Attachments: Fourth Quarter Gas Monitoring Form
Explosive Gas Probe Location Map*

NABORS Landfill

QUARTERLY GAS MONITORING FORM

EVENT: Fourth Quarter 2014 DATE: 12/15/14

WEATHER CONDITIONS: Clear, SW wind, TEMP: 62°F
Pressure 30.66 in

SAMPLE POINT	TIME	% CH4	METHANE (%LEL)	% O2
GP-1	1510	0.0	0.0	13.1
GP-2	1516	0.0	0.0	18.6
GP-3	1522	0.0	0.0	13.5
GP-4	1531	0.0	0.0	16.0
GP-5	1540	1.9	38.0	1.3
GP-6	1250	0.0	0.0	9.8
GP-7	1315	0.0	0.0	20.6
GP-8	1330	0.0	0.0	10.4
GP-9	1345	0.0	0.0	18.7
GP-10	1355	0.0	0.0	18.5
GP-11	1405	0.0	0.0	15.8
GP-12	1641	0.0	0.0	7.0
GP-13	1635	0.0	0.0	13.9
GP-14	1418	13.1	>100	0.2
GP-15	1430	0.0	0.0	16.3
GP-16	1446	0.0	0.0	18.8
GP-17	1501	0.0	0.0	13.1
GP-18	1457	0.0	0.0	20.9
GP-14R	1621	0.0	0.0	14.2
GP-16R	1438	0.0	0.0	18.8
GP-18R	1459	0.0	0.0	21.0
Scale House	0746	0.0	0.0	20.5
Office	0725	0.0	0.0	19.9
Office 2 nd Room	0731	0.0	0.0	20.3
Office Closet	0728	0.0	0.0	20.3

Notes: GP-14 re-evaluated @ 1612 with a result of 14.8% CH4 or >100% LEL

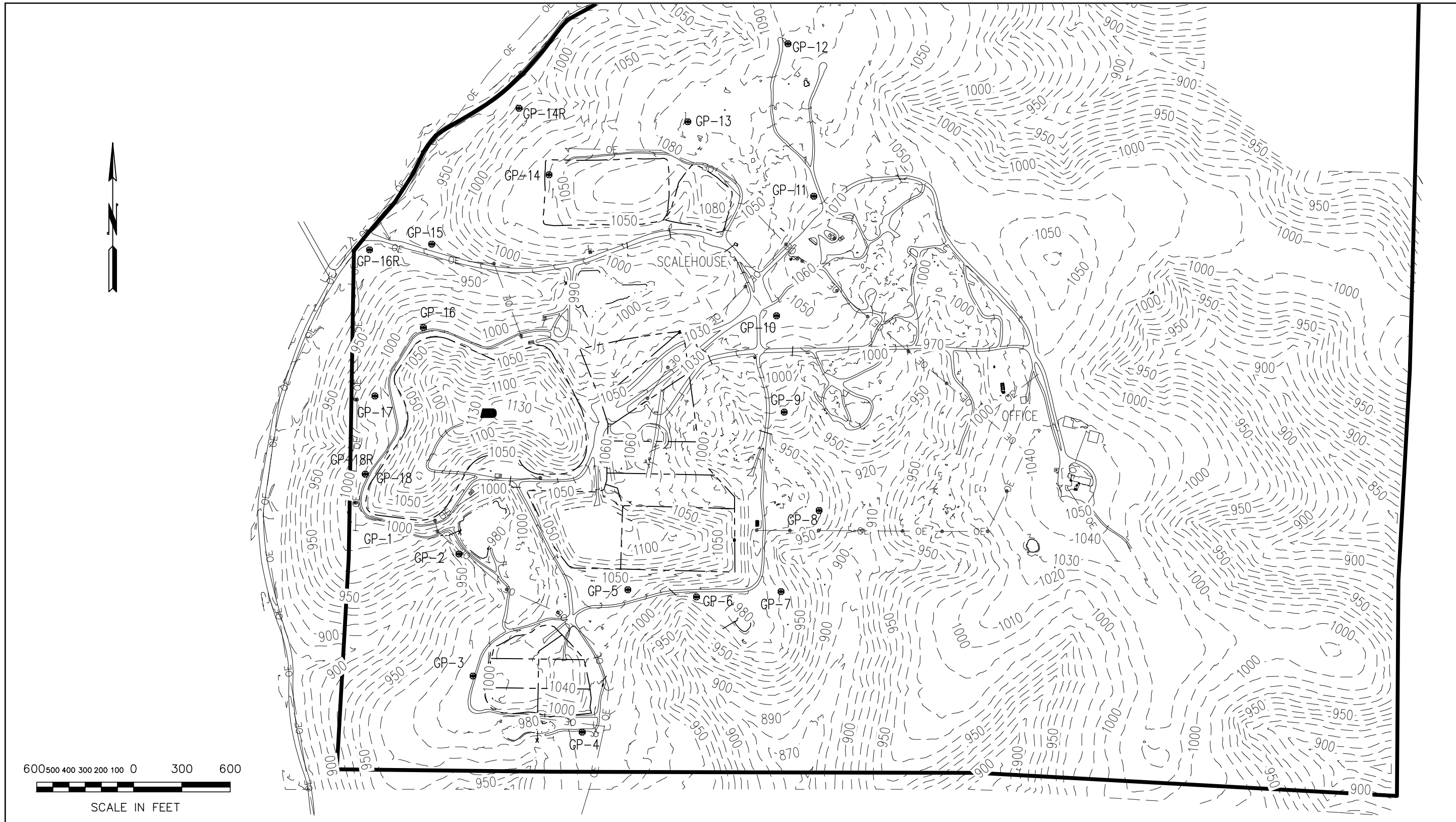


FIGURE 1
 GAS PROBE LOCATION MAP
 N A B O R S LANDFILL FACILITY
 BAXTER COUNTY ARKANSAS

REVISED: 1/15/15		
JOB NO: 7-4005-1701		
ACAD NO: 001		
DWN.	JKP	1/15
SCALE: 1" = 500'		
DATE: JANUARY 2015		

TABLES

TABLE 1
HISTORY OF GROUNDWATER MONITORING PROGRAM
NABORS CLASS 1 LANDFILL*

- **June 14, 1988** Permit #0249-S was issued to RLH with groundwater monitoring in Springs designated: SP4, SP5, SP7, and well P1-3
- **1994** MW-1 (originally MW-531) installed as part of investigation for Area 1-3 for original owner/operator RLH
- **June, 1997** Northstar Engineers recommended new monitoring system around Area 1-2 designated MW-1 through MW-7.
- **1998** ADEQ approved new groundwater monitoring system (designated MW-1 through MW-7).
- **November 1998** Six new monitoring wells were installed. Monitoring system now consisted of 7 monitoring wells designated MW-1 through MW-7. This was the first Detection Monitoring System under Regulation 22.
- **April 15, 2005** RLH signed CAO #03-150 that included provisions for the closure of Area 1-2 and the installation of three additional monitoring wells south of Area 1-2. These wells were installed in 2006 and are designated CAO-1, CAO-2 and CAO-3.
- **August 31, 2005** solid waste permit (0249-S) was transferred to the District. The groundwater monitoring system consisted of the same 7 wells. Monitoring of the seven facility monitoring wells and CAO wells were then under two different monitoring and reporting programs.
- **Following 2nd Half 2005** monitoring event, ADEQ was notified of a statistically significant increase for volatile organic compounds (VOCs) at well MW-1. The reported concentrations did not exceed any EPA drinking water standards. Under CAO #03-150, NABORS notified ADEQ that VOCs had been detected in CAO-1 and vinyl chloride was above the drinking water standards (MCL). Arsenic also reported in CAO-1 at concentrations that exceed its MCL. Concentrations were verified the 1st half of 2006 sampling event.
- **June, 2006** Assessment Monitoring under Reg.22.1205 begins due to VOCs in MW-1.
- **On August 10, 2006**, ADEQ issued the new permit for Area 1-3. It included twenty monitoring wells and nine springs. The CAO wells were included in the twenty wells, therefore the groundwater exceedances of the MCL became part of the permit (and the Assessment Monitoring Program) and triggered notification of

local officials and required that NABORS begin an Assessment of Corrective Measures Program under Regulation 22.

- **May 11, 2007** First Quarter 2007 GW Report (document #47618). NABORS submitted an Alternative Source Demonstration that concluded that the arsenic was from a source other than the landfill.
- **August 8, 2007** NABORS notified ADEQ of the exceedences of the GWPS for arsenic and vinyl chloride as per 22.1205(g). This correspondence was also sent to local officials on July 27, 2007. Arsenic reported above the MCL in various new monitoring wells surrounding Area 1-3, particularly wells NAB-1 and NAB-2.
- **August 8, 2007** ADEQ denied the May 11, 2007 Alternative Source Demonstration and required an investigation of the nature and extent of arsenic and vinyl chloride contamination (document #49888).
- **September 17, 2007** NABORS submitted Groundwater Nature & Extent Characterization Workplan (document #51349) as per Reg.22.1205(g)(1)(i)
- **January 24, 2008** ADEQ approved the September 17, 2007 Groundwater Nature & Extent Characterization Workplan. The Nature and Extent investigation workplan included the installation of six additional monitoring wells.
- **August 8, 2008** NABORS submitted a Groundwater Nature & Extent Characterization report that included a supplemental Alternative Source Demonstration. After installation of three of the new wells designated NE-1, NE-4, and NE-5, NABORS felt that the additional information gathered from these wells further substantiated that the presence of elevated levels of arsenic in the monitoring wells of concern is from a source other than the landfill. ADEQ again denied the Alternative Source Determination.
- **July 7, 2010** Final Groundwater Nature and Extent Characterization Report was submitted to ADEQ (document #57918).
- **September 28, 2011** NABORS submitted a Groundwater Corrective Measures Pilot Study Work Plan (document #60958).
- **October 24, 2011** ADEQ responded that the proposed time period was too long and that an Assessment of Corrective Measures Report must be submitted by January 31, 2012.
- **February 9, 2012** NABORS responded by submitting an Assessment of Corrective Measures (document #61759) intended to comply with Reg.22.1206(c).
- **October 22, 2012** Nabors submitted Third Quarter 2012 Quarterly Assessment Monitoring Report (document #6330). This is the last quarterly groundwater report submitted by NABORS.

- **February 7, 2013** ADEQ responded that the submitted February 9, 2012 Assessment of Corrective Measures (document #61759) does not meet the criteria of Reg.22.1206(c). A complete Assessment of Corrective Measures was required to be submitted by March 7, 2013.

**This chronology does not include all of the related events or documents. It is intended to provide a general progression of events leading to the current status of the groundwater monitoring program at the NABORS Landfill.*

FIGURES

