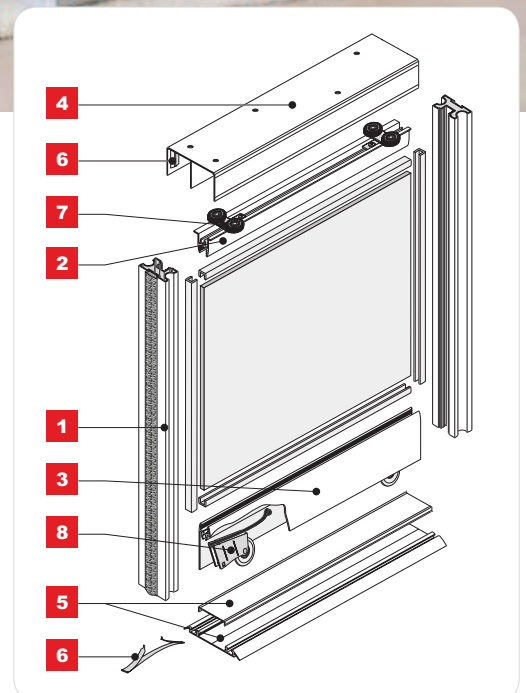




# COMFORT 10



Twin track sliding doors with bottom carriage system



## CHARACTERISTICS

▶ Application	Sliding doors
▶ Track	Twin
▶ Carriage system	Bottom
▶ Top guide	Ball bearing carriage
▶ Bottom guide	Ball bearing carriage (load bearing)
▶ Construction	Frame (midrails may be used vertically)
▶ Filling	10 mm MFC or 4.5 mm safety glass or 4 mm mirror
▶ Max. door load	50 kg or 60 kg – depending on installation method
▶ Max. handle length	2.7 m, 3.00 m, 3.50 m – depending on handle used
▶ Max. track length	6000 mm
▶ Textile door stops	Yes
▶ Anti-dust brushes	Yes
▶ Sales programme	Components can be purchased separately
▶ Decorative profile programme	DECOR

## USAGE

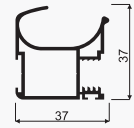

- ▶ Built-in furniture, walk-in wardrobes, wardrobes, attics



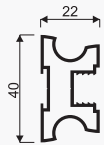
## Basic system components

Handle **FUTURE II**

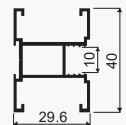
CODE	COLOUR	LENGTH (mm)	COLLECTIVE PACKAGING	PRICED PER	NET PRICE
03048	SILVER	2700	10	item	
03046	LIGHT BROWN	2700	10	item	
03049	SILVER	3500	10	item	
03047	LIGHT BROWN	3500	10	item	

Handle **MASTER**

CODE	COLOUR	LENGTH (mm)	COLLECTIVE PACKAGING	PRICED PER	NET PRICE
02376	SILVER	2700	20	item	
02377	LIGHT BROWN	2700	20	item	
02379	SILVER	3000	20	item	
02380	LIGHT BROWN	3000	20	item	

Handle **STAR**

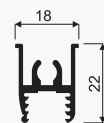
CODE	COLOUR	LENGTH (mm)	COLLECTIVE PACKAGING	PRICED PER	NET PRICE
03210	SILVER	2700	10	item	
03209	LIGHT BROWN	2700	10	item	



## Top horizontal profile-Decor

**DECOR**

CODE	COLOUR	LENGTH (mm)	COLLECTIVE PACKAGING	PRICED PER	NET PRICE
02912	SILVER	1700	24	item	
02908	LIGHT BROWN	1700	24	item	
02913	SILVER	2350	24	item	
02909	LIGHT BROWN	2350	24	item	
02914	SILVER	3000	24	item	
02910	LIGHT BROWN	3000	24	item	





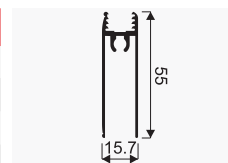
## Bottom horizontal profile-Decor



DECOR



CODE	COLOUR	LENGTH (mm)	COLLECTIVE PACKAGING	PRICED PER	NET PRICE
00161	SILVER	1700	12	item	
00152	LIGHT BROWN	1700	12	item	
00162	SILVER	2350	12	item	
00153	LIGHT BROWN	2350	12	item	
00163	SILVER	3000	12	item	
00155	LIGHT BROWN	3000	12	item	

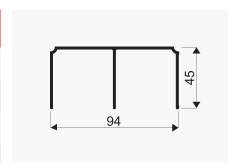


## Top track COMFORT-Decor

DECOR



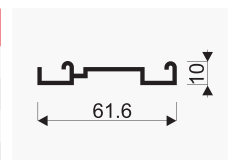
CODE	COLOUR	LENGTH (mm)	COLLECTIVE PACKAGING	PRICED PER	NET PRICE
02834	SILVER	1700	12	item	
02829	LIGHT BROWN	1700	12	item	
02835	SILVER	2350	12	item	
02830	LIGHT BROWN	2350	12	item	
02836	SILVER	3000	12	item	
02831	LIGHT BROWN	3000	12	item	
02837	SILVER	4050	12	item	
02832	LIGHT BROWN	4050	12	item	
02838	SILVER	6000	12	item	
02833	LIGHT BROWN	6000	12	item	



## Bottom track COMFORT



CODE	COLOUR	LENGTH (mm)	COLLECTIVE PACKAGING	PRICED PER	NET PRICE
00883	SILVER	1700	12	item	
00873	LIGHT BROWN	1700	12	item	
00884	SILVER	2350	12	item	
00875	LIGHT BROWN	2350	12	item	
00885	SILVER	3000	12	item	
00876	LIGHT BROWN	3000	12	item	
01495	SILVER	4050	12	item	
01494	LIGHT BROWN	4050	12	item	
02706	SILVER	6000	12	item	
02705	LIGHT BROWN	6000	12	item	

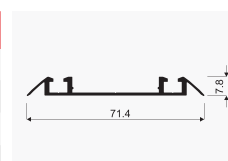


## Bottom track DOUBLER II-Decor

DECOR



CODE	COLOUR	LENGTH (mm)	COLLECTIVE PACKAGING	PRICED PER	NET PRICE
02849	SILVER	1700	12	item	
02844	LIGHT BROWN	1700	12	item	
02850	SILVER	2350	12	item	
02845	LIGHT BROWN	2350	12	item	
02851	SILVER	3000	12	item	
02846	LIGHT BROWN	3000	12	item	
02852	SILVER	4050	12	item	
02847	LIGHT BROWN	4050	12	item	
02853	SILVER	6000	12	item	
02848	LIGHT BROWN	6000	12	item	






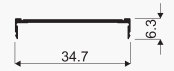
## Basic system components

Covering strip for bottom track  
**DOUBLER II-Decor****DECOR**

5b+



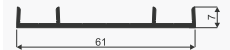
CODE	COLOUR	LENGTH (mm)	COLLECTIVE PACKAGING	PRICED PER	NET PRICE
02864	SILVER	1700	24	item	
02859	LIGHT BROWN	1700	24	item	
02865	SILVER	2350	24	item	
02860	LIGHT BROWN	2350	24	item	
02866	SILVER	3000	24	item	
02861	LIGHT BROWN	3000	24	item	
02867	SILVER	4050	24	item	
02862	LIGHT BROWN	4050	24	item	
02868	SILVER	6000	24	item	
02863	LIGHT BROWN	6000	24	item	

Bottom mounting track  
**COMFORT**

5c

**i** Use with track HIDE M

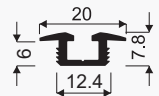
CODE	COLOUR	LENGTH (mm)	COLLECTIVE PACKAGING	PRICED PER	NET PRICE
50430	RAW	3000	12	item	
50428	RAW	6000	12	item	

Bottom track **HIDE M**

5d



CODE	COLOUR	LENGTH (mm)	COLLECTIVE PACKAGING	PRICED PER	NET PRICE
01978	SILVER	1700	60	item	
01990	LIGHT BROWN	1700	60	item	
01979	SILVER	2350	60	item	
01991	LIGHT BROWN	2350	60	item	
01980	SILVER	3000	60	item	
01992	LIGHT BROWN	3000	60	item	
02676	SILVER	6000	60	item	
02677	LIGHT BROWN	6000	60	item	

Top carriage positioner **FIX****i** Recommended screw: Unix 3x13 (code 20096)

6a



CODE	COLLECTIVE PACKAGING	PRICED PER	NET PRICE
20326	10	item	



Stopper for bottom carriage

**HI-TEC**

6b



CODE	COLLECTIVE PACKAGING	PRICED PER	NET PRICE
20080	100	item	

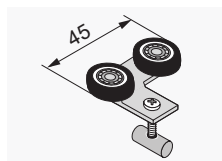
Guiding carriage **FUTURE**

7a



**i** Set includes 2 carriages, left and right, fully packaged

CODE	COLLECTIVE PACKAGING	PRICED PER	NET PRICE
10209	50	set	

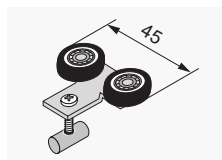
Guiding carriage **MASTER**

7b



**i** Set includes 2 carriages, fully packaged

CODE	COLLECTIVE PACKAGING	PRICED PER	NET PRICE
10205	50	set	



Soft-close

**SEVROMATIC SV-25 & SV-50**

**i** Set includes 2 soft-closers (1 left and 1 right), and includes activators + screws

CODE	WEIGHT LIMIT	TYPE	COLLECTIVE PACKAGING	PRICED PER	NET PRICE
20139-SV	25 kg	LEFT + RIGHT	24	set	
20200-SV	50 kg	LEFT + RIGHT	24	set	

**Individual soft-closers**

**i** Includes one activator and screws

20137-SV	25 kg	RIGHT	20	item	
20138-SV	25 kg	LEFT	20	item	
20197-SV	50 kg	RIGHT	20	item	
20196-SV	50 kg	LEFT	20	item	

Soft-close **SEVROMATIC****MINI SV-25, SV-40 & SV-60**

**i** Set includes 2 soft-closers and includes activators + screws

CODE	WEIGHT LIMIT	TYPE	COLLECTIVE PACKAGING	PRICED PER	NET PRICE
20368-SV	25 kg	UNIVERSAL	24	set	
20258-SV	40 kg	UNIVERSAL	24	set	
20339-SV	60 kg	UNIVERSAL	24	set	

**Individual soft-closers**

Additionally, you must order a set of activators code 20265-SV.

**i** Soft-close MINI fits left and right sides

20359-SV	25 kg	UNIVERSAL	100	item	
20260-SV	40 kg	UNIVERSAL	100	item	
20336-SV	60 kg	UNIVERSAL	100	item	





## Basic system components

Soft-close **SEVROMATIC**  
**TOP SV-60 & SV-80**

**i** Set includes 2 soft-closers and includes activators + screws.  
Soft-close TOP fits left and right sides

CODE	WEIGHT LIMIT	TYPE	COLLECTIVE PACKAGING	PRICED PER	NET PRICE
20259-SV	60 kg	UNIVERSAL	24	set	
20267-SV	80 kg	UNIVERSAL	24	set	

Soft-Close **SEVROMATIC**  
**CENTRAL SV-25 i SV-40**

**i** Set includes 1 soft-close and includes activators + screws.

CODE	WEIGHT LIMIT	TYPE	COLLECTIVE PACKAGING	PRICED PER	NET PRICE
20363-SV	25 kg	CENTRAL	24	set	
20319-SV	40 kg	CENTRAL	24	set	

Soft-close activator  
„10” & „18” MINI / „10” TOP

**i** Set includes 3 activators of different heights to choose from and a set of screws

CODE	COLOUR	COLLECTIVE PACKAGING	PRICED PER	NET PRICE
20265-SV	GREY	24	set	

Bottom carriage  
**WD 10C HI-TEC**

8a

**i** Set includes 2 carriages

CODE	COLLECTIVE PACKAGING	PRICED PER	NET PRICE
10200	50	set	

Bottom carriage  
**WD 10C DUO**

8b

**i** Max. weight of 60 kg per door

CODE	COLLECTIVE PACKAGING	PRICED PER	NET PRICE
10094-SV	100	item	


**Bottom carriage  
WD 10V HI-TEC**

8c


**i** Set includes 2 carriages and stopper HI-TEC


CODE	COLLECTIVE PACKAGING	PRICED PER	NET PRICE
10201	50	set	

**Bottom carriage  
WD 10V DUO**

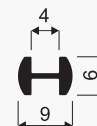
8d



**i** Set includes 2 carriages. Max. weight of 60 kg per door

CODE	COLLECTIVE PACKAGING	PRICED PER	NET PRICE
10230	50	set	

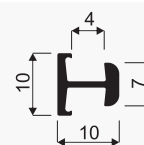
**H-Profile MINI H04/06**


CODE	COLOUR	LENGTH (mm)	COLLECTIVE PACKAGING	PRICED PER	NET PRICE
04208	SILVER	3000	120	item	
04207	LIGHT BROWN	3000	120	item	

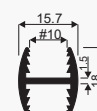

**H-Profile MINI H04/07**

**i** Use gasket with this H-profile, code 20167


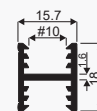
CODE	COLOUR	LENGTH (mm)	COLLECTIVE PACKAGING	PRICED PER	NET PRICE
04210	SILVER	3000	60	item	
04209	LIGHT BROWN	3000	60	item	


**H-profile H10**


CODE	COLOUR	LENGTH (mm)	COLLECTIVE PACKAGING	PRICED PER	NET PRICE
00207	SILVER	3000	30	item	
00204	LIGHT BROWN	3000	30	item	


**H-profile H10-Decor**
**DECOR**

CODE	COLOUR	LENGTH (mm)	COLLECTIVE PACKAGING	PRICED PER	NET PRICE
01617	SILVER	3000	30	item	
01616	LIGHT BROWN	3000	30	item	

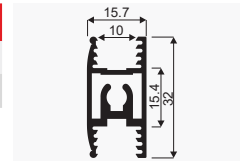
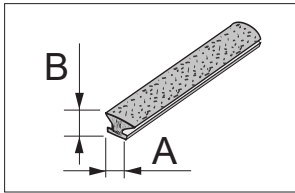




## Basic system components

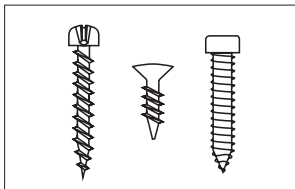
H-profile **H30-Decor****DECOR**

CODE	COLOUR	LENGTH (mm)	COLLECTIVE PACKAGING	PRICED PER	NET PRICE
00222	SILVER	3000	20	item	
00219	LIGHT BROWN	3000	20	item	

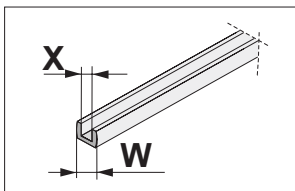
**TEXTILE DOOR STOP**

**i** Our full offer can be found in the "Profiles and furniture accessories" section

CODE	NAME	A (mm)	B (mm)	INSTALLATION	ROLL LENGTH	COLLECTIVE PACKAGING	PRICED PER
20024-SV	ANTI-DUST BRUSH	4.8	13	INSERTED	200 r.m.	4 rolls	running M
20226-SV	ANTI-DUST BRUSH	4.8	13	INSERTED	50 r.m.	10 rolls	roll
20094-SV	TEXTILE DOOR STOP	14	4	INSERTED	200 r.m.	4 rolls	running M
20224-SV	TEXTILE DOOR STOP	14	4	INSERTED	50 r.m.	10 rolls	roll

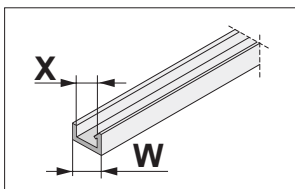
Screws **SMART, UNIX**  
& **SELF-TAPPING**

CODE	NAME	DIMENSIONS (mm)	PRICED PER	COLLECTIVE PACKAGING	NET PRICE
20041	SCREW SMART	2.5 x 18	100 pcs	100 packs	
20092	SCREW SMART	2.5 x 25	100 pcs	100 packs	
20107	COUNTERSUNK SCREW UNIX	3 x 13	100 pcs	20 packs	
20001	SELF-TAPPING SCREW	6.3 x 32	1 pc.	2000 pcs	

**GASKET**

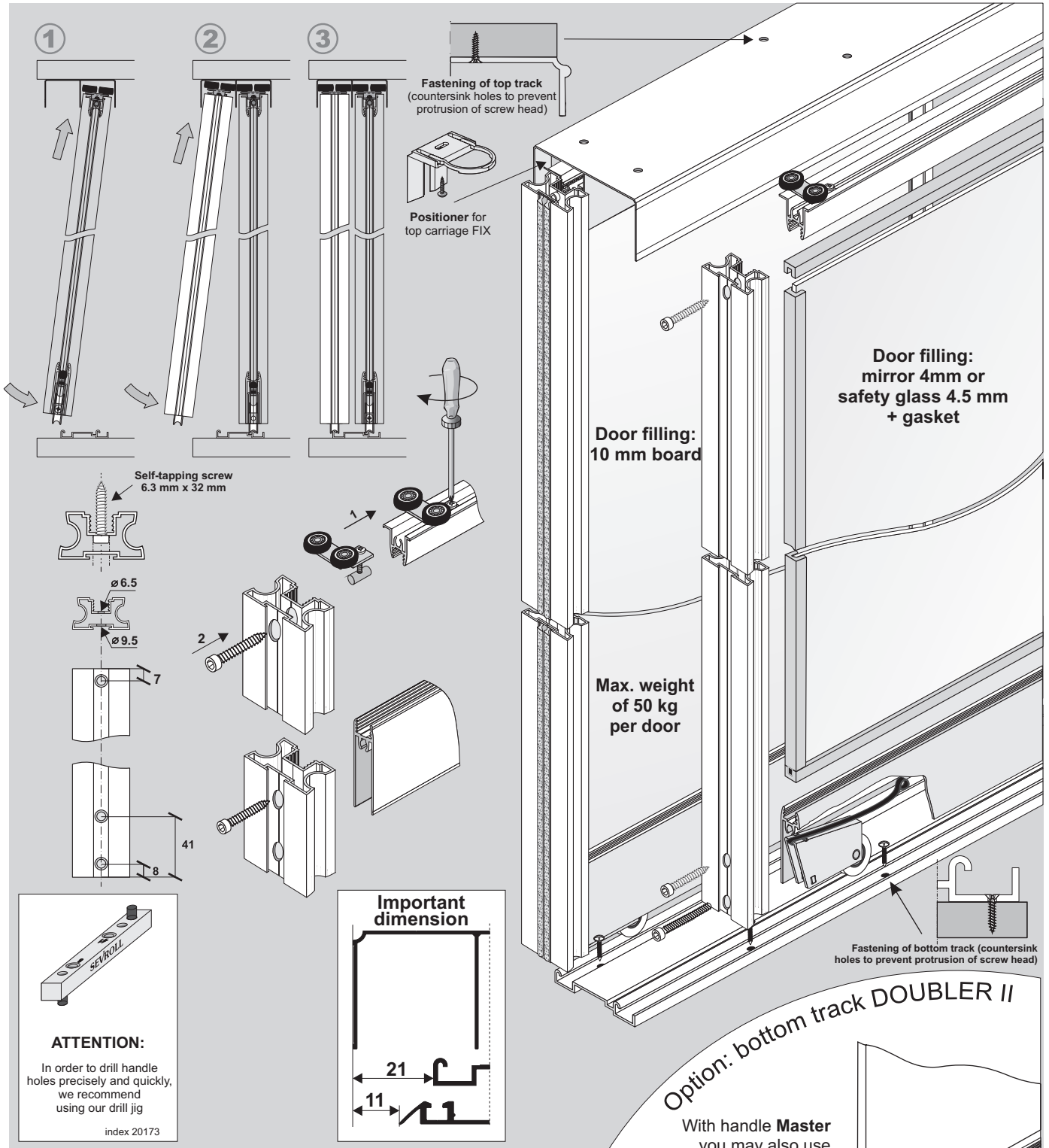
**i** Our full offer can be found in the "Profiles and furniture accessories" section

CODE	W (mm)	X (mm)	ROLL LENGTH	PRICED PER	NET PRICE
20031-SV	10	4	100 r.m.	running M	
20032-SV	10	4.5	100 r.m.	running M	
20033-SV	10	6	100 r.m.	running M	
20171	10	8	125 r.m.	running M	

Gasket for frame profiles  
**TYPE II S01/S02/S04**

CODE	W (mm)	X (mm)	ROLL LENGTH	PRICED PER	NET PRICE
20167	6	4	300 r.m.	running M	





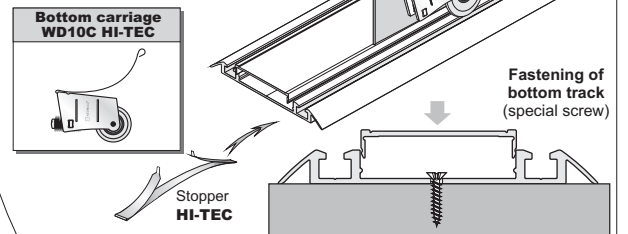
**COMPONENTS**

<p><b>Handle Master</b></p> <p>textile door stop (self-adhesive) 14 mm x 4 mm</p> <p>Length 2,7 m, 3,0 m</p>	<p><b>Top track Comfort Decor</b></p> <p>94 mm</p> <p>Length 1,7 m, 2,35 m, 3,0 m, 4,05 m, 6,0 m</p>	<p><b>Bottom track Comfort</b></p> <p>62 mm</p> <p>Length 1,7 m, 2,35 m, 3,0 m, 4,05 m, 6,0 m</p>
<p><b>Guiding carriage Master WPMs-Duo</b></p>	<p><b>Upper horizontal profile Decor (A)</b></p> <p><b>Horizontal profile Decor (B)</b></p> <p>Length A / B 1,7 m, 2,35 m, 3,0 m, 6,0 m</p>	<p><b>Bottom carriage WD10C HI-TEC</b></p>

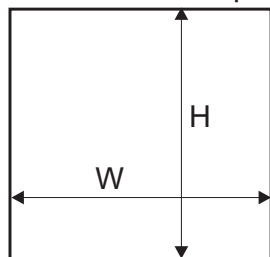
You must remember to purchase self-tapping screws to construct each door (4 screws per door). When using safety glass or mirror, you must also remember to purchase gasket.

**Option: bottom track DOUBLER II**

With handle **Master** you may also use bottom track **Doubler II** with covering strip along with bottom carriage **WD10V HI-TEC**. Fitting measurements are not affected.



Dimensions of opening


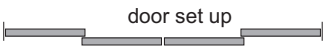


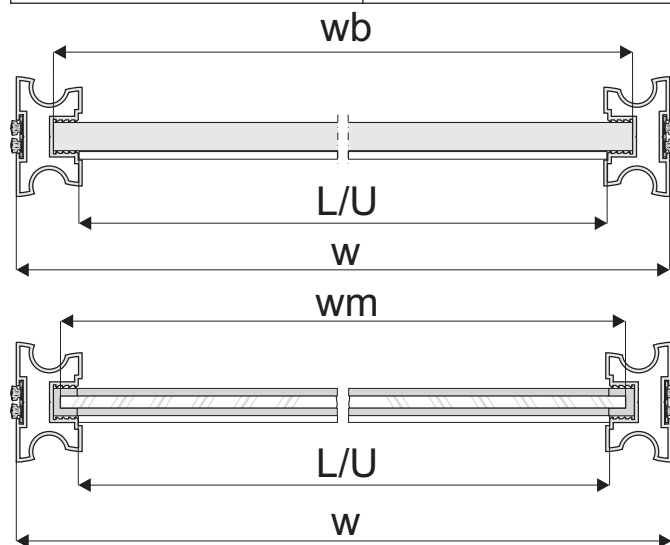
door filling:  
board # 10 mm  
mirror # 4 mm  
or safety glass

Handle length = door height

door height	- h	$h = H - 40 \text{ mm}$
door wing height with soft-close fitted	Mini SV25/40/60, SV-25/50	$h = H - 40 \text{ mm}$
	Top SV60/80, Central SV25/40	$h = H - 44 \text{ mm}$
board height	- hb	$hb = h - 64 \text{ mm}$
door width	- w	$w = (W - 3 \text{ mm} + Z) : N$
board width	- wb	$wb = w - 25 \text{ mm}$
horizontal profile length	- L	$L = U = w - 42 \text{ mm}$
upper horizontal profile length	- U	

number of doors	- N	2	3	4	5
total overlap	- Z	22 mm	44 mm	66 mm	88 mm

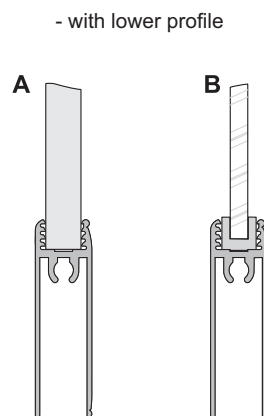
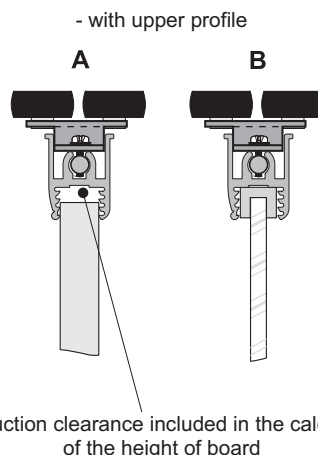
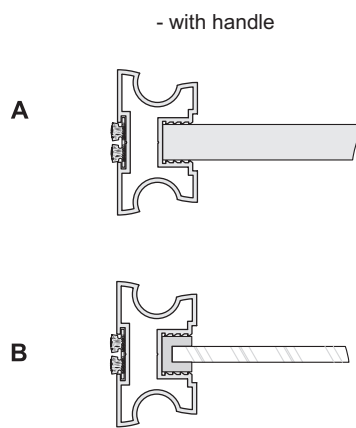
visual design – 4 wings	
	$w = (W - 3 + 66) : 4$
	$w = (W : 2 + 19) : 2$



door filling - glass or mirror # 4 mm

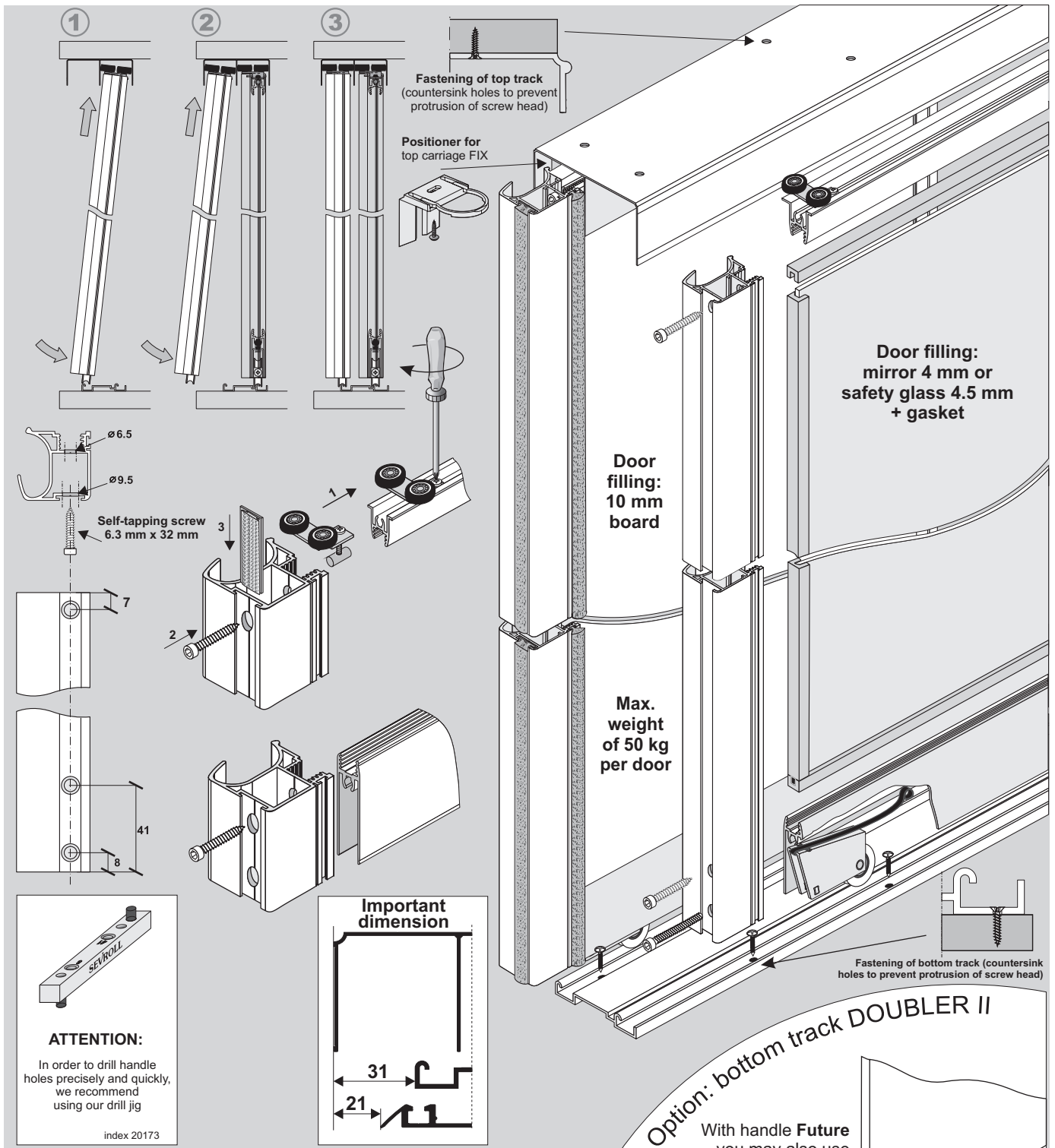
mirror height - hm	$hm = hb$
mirror width - wm	$wm = wb - 4 \text{ mm}$

Installation method for fitting 10 mm board (diag. A) and 4 mm mirror or glass (diag. B)



**ATTENTION!**  
Mirror (4 mm) should be used with a safety backing film. Safety glass (4.5 mm) comprises of two thin layers with a film in-between. Both mirror and glass need fitting gaskets.

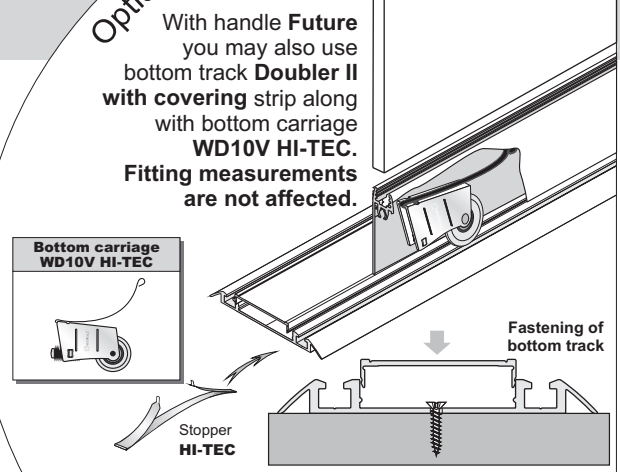
**ATTENTION!** Remove protective film from aluminium elements (handles, tracks, connectors, etc.) prior to cutting them to the desired size. Film removal will reveal quality issues (eg. scratches)



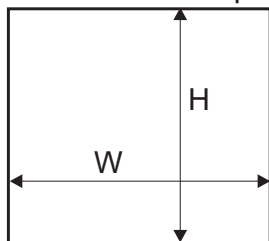
**COMPONENTS**

<p><b>Handle Future II</b> anti-dust brush (inserted) 4.8 mm x 13 mm textile door stop (inserted) 14 mm x 4 mm</p> <p>Length 2.7 m, 3.5 m</p>	<p><b>Top track Comfort Decor</b></p> <p>Length 1.7 m, 2.35 m, 3.0 m, 4.05 m, 6.0 m</p>	<p><b>Bottom track Comfort</b></p> <p>Length 1.7 m, 2.35 m, 3.0 m, 4.05 m, 6.0 m</p>
<p><b>Guiding carriage Future WPFt-Duo</b></p> <p>Length 2.7 m, 3.5 m</p>	<p><b>Upper horizontal profile Decor (A)</b> <b>Horizontal profile Decor (B)</b></p> <p>Length A/B 1.7 m, 2.35 m, 3.0 m, 6.0 m</p>	<p><b>Bottom carriage WD10C HI-TEC</b></p>

You must remember to purchase self-tapping screws to construct each door (4 screws per door). When using safety glass or mirror, you must also remember to purchase gasket.



Dimensions of opening





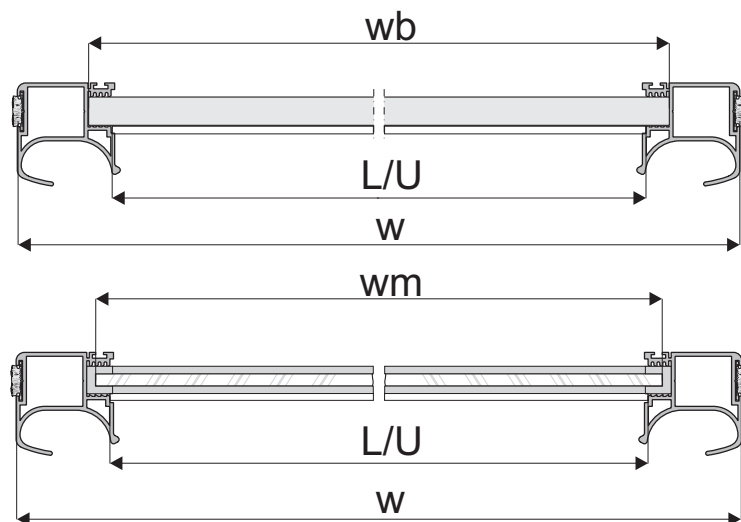
door filling:  
board # 10 mm  
mirror # 4 mm  
or safety glass

Handle length = door height

door height	- h	$h = H - 40 \text{ mm}$
door wing height with soft-close fitted	Mini SV25/40/60, SV-25/50	$h = H - 40 \text{ mm}$
	Top SV60/80, Central SV25/40	$h = H - 44 \text{ mm}$
board height	- hb	$hb = h - 64 \text{ mm}$
door width	- w	$w = (W - 3 \text{ mm} + Z) : N$
board width	- wb	$wb = w - 51 \text{ mm}$
horizontal profile length	- L	$L = U = w - 68 \text{ mm}$
upper horizontal profile length	- U	

number of doors	- N	2	3	4	5
total overlap	- Z	37 mm	74 mm	111 mm	148 mm

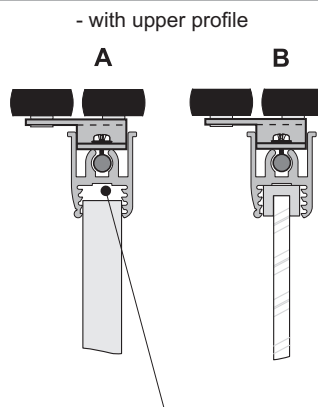
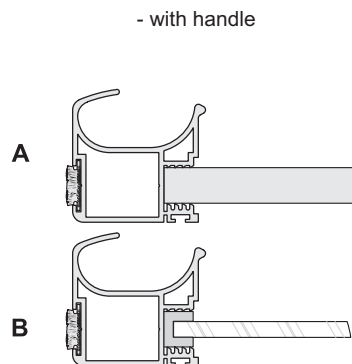
visual design – 4 wings	
	$w = (W - 3 + 111) : 4$
	$w = (W : 2 + 34) : 2$



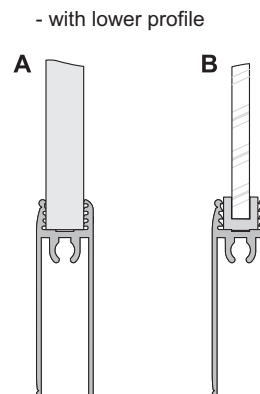
door filling - mirror # 4 mm or safety glass

mirror height	- hm	$hm = hb$
mirror width	- wm	$wm = wb - 4 \text{ mm}$

Installation method for fitting 10 mm board (diag. A) and 4 mm mirror or glass (diag. B)



construction clearance included in the calculation of the height of board

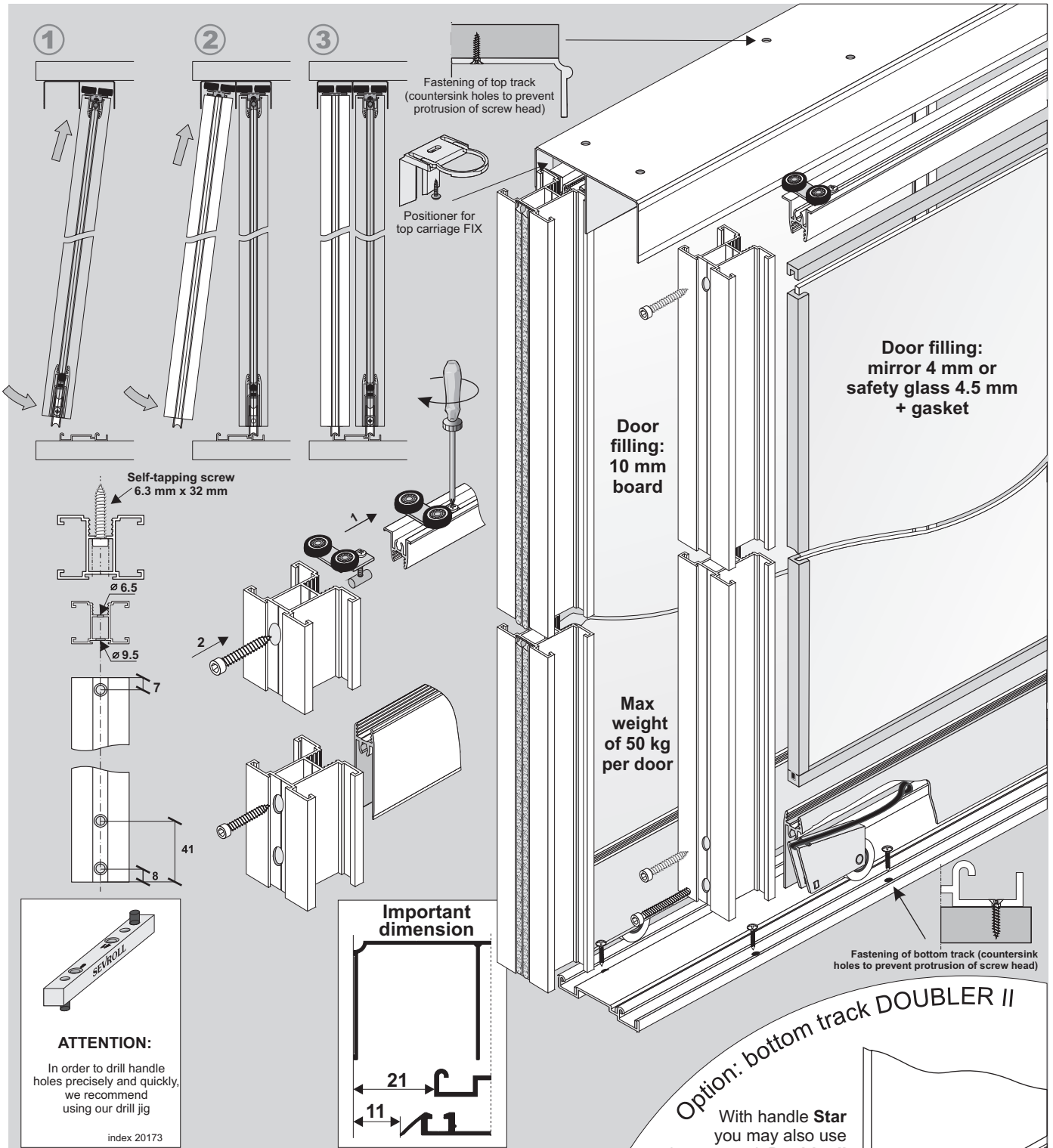


**ATTENTION!**

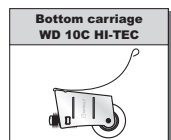
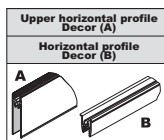
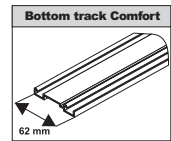
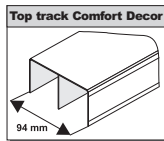
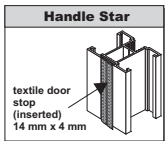
*Mirror (4 mm) should be used with a safety backing film. Safety glass (4.5 mm) comprises of two thin layers with a film in-between. Both mirror and glass need fitting gaskets.*

**ATTENTION!**

Remove protective film from aluminium elements (handles, tracks, connectors, etc.) prior to cutting them to the desired size. Film removal will reveal quality issues (eg. scratches)



**COMPONENTS**

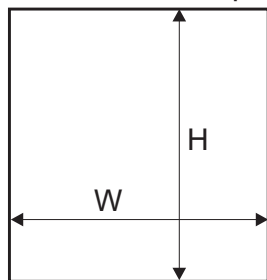


You must remember to purchase self-tapping screws to construct each door (4 screws per door). When using safety glass or mirror, you must also remember to purchase gasket.



Stopper HI-TEC

Dimensions of opening





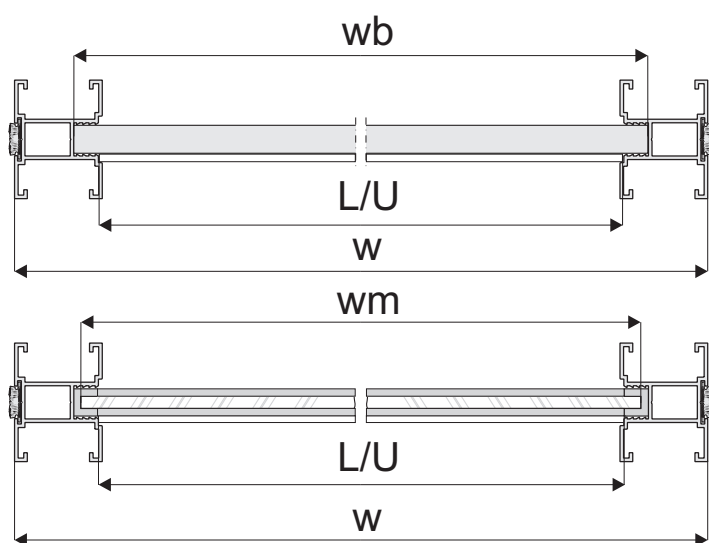
door filling:  
board # 10 mm  
mirror # 4 mm  
or safety glass

Handle length = door height

door height	- h	$h = H - 40 \text{ mm}$
door wing height with soft-close fitted	Mini SV25/40/60, SV-25/50	$h = H - 40 \text{ mm}$
	Top SV60/80, Central SV25/40	$h = H - 44 \text{ mm}$
board height	- hb	$hb = h - 64 \text{ mm}$
door width	- w	$w = (W - 3 \text{ mm} + Z) : N$
board width	- wb	$wb = w - 40 \text{ mm}$
horizontal profile length	- L	$L = U = w - 57 \text{ mm}$
upper horizontal profile length	- U	

number of doors	- N	2	3	4	5
total overlap	- Z	30 mm	60 mm	90 mm	120 mm

visual design – 4 wings	
	$w = (W - 3 + 90) : 4$
	$w = (W : 2 + 27) : 2$

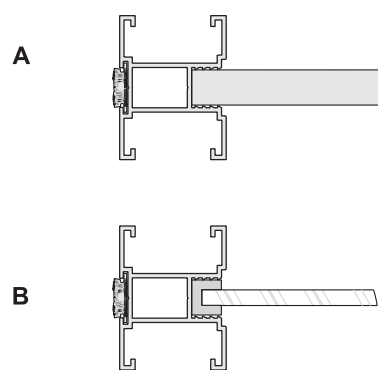


door filling - glass or mirror # 4 mm

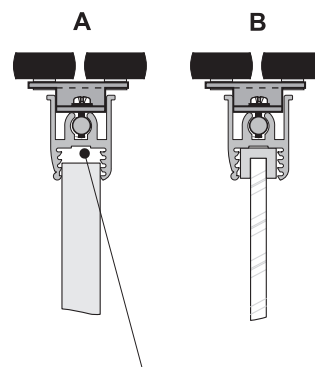
mirror height - hm	$hm = hb$
mirror width - wm	$wm = wb - 4 \text{ mm}$

Installation method for fitting 10 mm board (diag. A) and 4 mm mirror or glass (diag. B)

- with handle

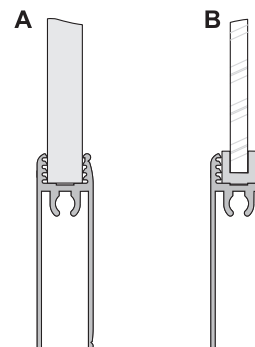


- with upper profile



construction clearance included in the calculation of the height of board

- with lower profile



**ATTENTION!**

Mirror (4 mm) should be used with a safety backing film. Safety glass (4.5 mm) comprises of two thin layers with a film in-between. Both mirror and glass need fitting gaskets.

**ATTENTION!**

Remove protective film from aluminium elements (handles, tracks, connectors, etc.) prior to cutting them to the desired size. Film removal will reveal quality issues (eg. scratches)