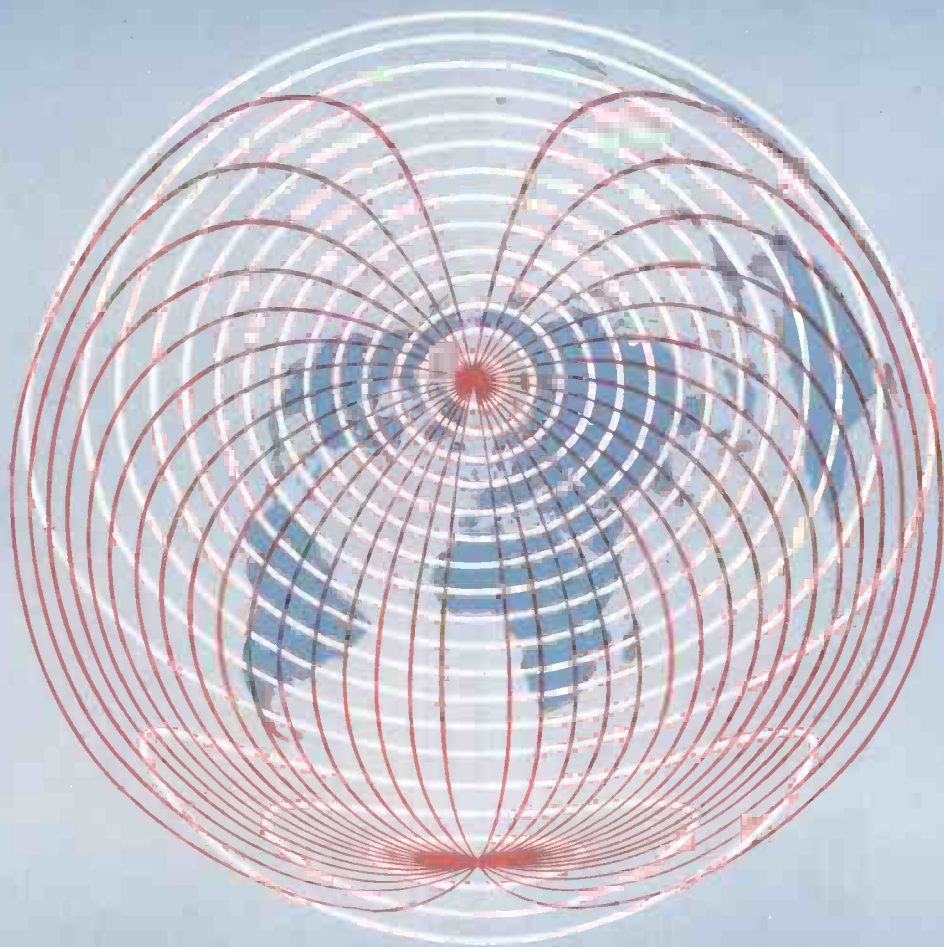


Wireless World

RADIO AND ELECTRONICS



Vol LVI No 5

Two Shillings

May 1950

A GOOD SET DESERVES A BICC T/V DOWNLEAD



A
80-ohm screened twin
cable. T3109

B
71-ohm solid dielectric
coaxial cable. T3022

C
80-ohm unscreened
twin cable. T3066

Use BICC Downleads for all your T/V installations. They're made to close specifications from first grade materials to ensure a long dependable life and precise characteristics. Keep your customers satisfied by giving them the *best possible results.*

Further information on BICC T/V Downleads is available in Publication No. 244A/T Write to-day for a free copy.



T/V DOWNLEADS

keep your customers satisfied!



BRITISH INSULATED CALLENDER'S CABLES LIMITED
NORFOLK HOUSE, NORFOLK STREET, LONDON, W.C.2

Wireless World

May 1950

RADIO AND ELECTRONICS

40th YEAR OF PUBLICATION

In This Issue

Managing Editor: HUGH S. POCOCK M.I.E.E.

Editor: H. F. SMITH

PUBLISHED MONTHLY. Price 2/- (last Thursday of preceding month) by ILIFFE & SONS LTD., Dorset House, Stamford St., London, S.E.1. Telephone: Waterloo 3333 (60 lines). Telegrams: "Ethaworld, Sedist, London."

ANNUAL SUBSCRIPTION: Home and Overseas, £1 6s. 0d.; U.S.A. and Canada, \$4.50

BRANCH OFFICES:

Birmingham: King Edward House, New Street, 2.
Coventry: 8-10, Corporation Street.
Glasgow: 26B, Renfield Street, C.2.
Manchester: 260, Deansgate, 3

EDITORIAL COMMENT	161
TELEVISION CAMERA TUBES	162
TRANSIENTS AND LOUDSPEAKER DAMPING. By J. Moir ..	166
SHORT-WAVE CONDITIONS. By T. W. Bennington	170
PHYSICAL SOCIETY'S EXHIBITION	171
DEFLECTOR COIL CHARACTERISTICS—3. By W. T. Cocking ..	176
WORLD OF WIRELESS	180
THE "OHM'S LAW" OF ELECTROSTATICS. By "Cathode Ray"	183
OLIVER HEAVISIDE AND HIS LAYER. By Sir Edward Appleton	187
MORE ABOUT SPOT WOBBLE. By T. C. Nuttall	189
TELEVISION INTERFERENCE. By A. L. Parsons	192
UNBIASED. By "Free Grid"	194
MANUFACTURERS' PRODUCTS	195
LETTERS TO THE EDITOR	197
RANDOM RADIATIONS. By "Diallist"	200

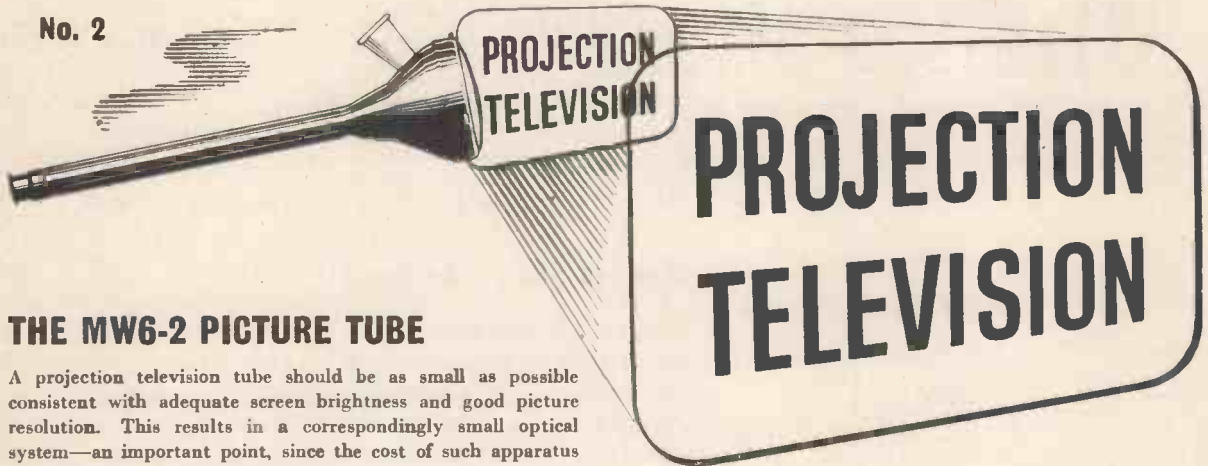
Dependable
portable
power

Wherever the requirement is H.T. from a low voltage D.C. source, Wearite Vibrators offer a ready solution to the problem. Types available include non-synchronous, synchronous and split-reed synchronous for inputs of 2, 6, 12, 24 and 32 volts. A brochure on vibrator practice and transformer design is available, price 6d. post free.

WEARITE VIBRATORS

Wright and Weaire Limited
138, SLOANE ST. · LONDON · S.W.1 TEL SLOANE 221415 FACTORY: SOUTH SHIELDS, CO. DURHAM

No. 2



THE MW6-2 PICTURE TUBE

A projection television tube should be as small as possible consistent with adequate screen brightness and good picture resolution. This results in a correspondingly small optical system—an important point, since the cost of such apparatus naturally rises as size increases.

Tube size, however, is governed by spot size, and this in turn depends upon the value of the beam current, which should be low, and the anode voltage which should be high for minimum spot size. Limitations to these values are set by such practical considerations as tube life, safety, and manufacturing difficulties.

All these requirements are satisfied by the MW6-2 picture tube which has a simple triode electrode construction and a $2\frac{1}{2}$ " diameter screen. Operated at an anode voltage of 25KV and the recommended beam current of $100 \mu\text{A}$, the spot diameter is 0.0023 in., and the I_a-V_g curve is sufficiently steep to allow the tube to be driven by a normal video output valve.

The luminescent screen is backed by a very thin aluminium coating which reflects outwards much of the emitted light which would otherwise be directed to the rear of the tube. The increase in the output of forward-going light due to this feature may be as much as 75% to 80%. The metal backing also eliminates internal reflections, thus enhancing picture contrast, and also serves as an efficient ion trap.

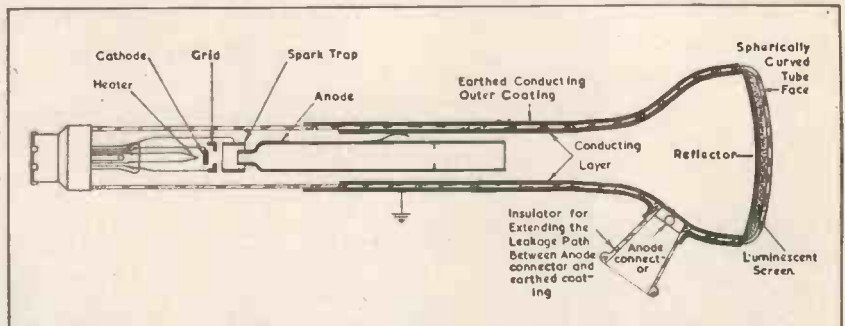
A ring-shaped electrode situated between the anode and grid, and connected to one of the base pins (which should be earthed) forms



an effective spark trap, safeguarding the cathode from damage by intercepting any discharge resulting from, say, the release of a small quantity of gas under unintentional over-load conditions.

The anode terminal is surrounded by a glass shield to obviate risk of flash-over or leakage from the E.H.T. connection.

The external surface of the tube is coated with a graphite composition and must be earthed. This coating, with the



glass envelope and internal aluminium metallising, form a capacitor of approximately $450 \mu\text{F}$ which, with a $1 \text{ M}\Omega$ resistor in the 25 KV lead, serves as the final smoothing of the E.H.T. supply.

TUBE DATA

HEATER	suitable for parallel or series operation	V_h	6.3 V
		I_h	0.3 A
TYPICAL OPERATING CONDITIONS			
V_a			25 KV
I_a (av.)			$100 \mu\text{A}$
v_{drive} (pk) excluding synchronising pulses			65 V
V_{g1} for beam cut-off			-40 to -90 V
Spark trap must be at earth potential			



Equipment manufacturers are invited to submit their enquiries to the following address:—

MULLARD ELECTRONIC PRODUCTS, LTD.,
SETMAKERS DEPARTMENT,
CENTURY HOUSE, SHAFESBURY AVE., W.C.2
(MVM 127)

Wireless World

VOL. LVI. No. 5.

MAY, 1950

Television Standards for Europe

AT the risk of wearying our readers, we feel impelled to return to a subject that is fundamental to the healthy growth of television: the standardization of European transmission systems. It is generally admitted that the cost of good television programmes is high; obviously, without good programmes, the service cannot grow, and so any country embarking on television is in danger of the vicious circle. In Europe, a continent of relatively short distances, there is a real technical possibility of exchanging programmes between countries and so the high cost can be shared. Up to a point, exchanges of "canned" film programmes can be made without regard to the technical standards adopted by the various nations, but the exchange of living "actuality" items becomes impracticable unless there is uniformity of transmitting systems.

The present time is particularly opportune for again drawing attention to this matter. As reported on another page, an international study group of the C.C.I.R. is now visiting this country with the object of investigating our television practices from many different aspects. We hope and think the members will gain a favourable impression of the practicability of our 405-line system as an international standard. The arguments in favour of it are already well known; economy in bandwidth and economy in receivers are the principal factors. It happens that the bandwidth required is just within the capacity of existing European telephone cables, which could, therefore, be used for programme exchanges at off-peak hours. Receivers for a 405-line system can be produced cheaply by manufacturing methods that do not differ in essentials from those used in making broadcast sound receivers.

As to whether the picture quality produced by our system is good enough is a question for the members of the study group themselves to decide, but it may be pointed out that the quality at

present obtained, good as we believe it to be, does not represent the ultimate possibilities of 405-line transmission.

Another argument in favour of 405-line transmission is presented in a letter, printed elsewhere in this issue, from a Dutch reader who is out of sympathy with the present European devotion to the idea of 625 lines. He contends that the next development will be in the direction of colour rather than in increase of definition, and so any monochrome system is to some extent a temporary expedient. Therefore, he argues, it behoves the war-impooverished continent of Europe to make a start with the cheapest practicable system.

A similar plea was recently made by O. S. Puckle, Chairman of Council of the Television Society, who went so far as to urge that "at least the Benelux countries" should adopt our standards. An official statement of the Radio Industry Council also stresses the advantages of standardizing on 405 lines. At first sight, this British advocacy of the British system may, to our continental neighbours, savour of commercial propaganda. Of course, British television firms would stand to gain from the rapid international growth of television, and to that extent would doubtless welcome the adoption of that system which, as many of them believe, would be most suitable. But this advantage would be shared by their continental competitors: further, British manufacturers have proved that they can design and make both transmitting and receiving equipment of any standard that their customers may require, and on this score it hardly matters to them what system may be chosen.

So far at least as *Wireless World* is concerned, there is nothing sinister, subtly propagandist or nationalistic in our advocacy of 405 lines: for reasons we have given, it is thought to be the best compromise between conflicting requirements for use as a European standard.

Television Camera Tubes

The Manufacture of Image Orthicons

ONE of the outstanding advantages of the Image Orthicon is its ability to operate under conditions of very low light intensity. It is even possible to obtain a reasonably good picture by the light of a single candle.

Since the Marconi Company first decided to rely mainly on these tubes for use in television cameras, considerable improvements in performance and manufacturing technique have been made. The latest type of tube is now being manufactured by the English Electric Valve Company at Chelmsford.

The electrode arrangement is shown diagrammatically in Fig. 1 and it consists of four basic sections—photo-cathode and image section, target group, electron gun and electron multiplier.

The optical image is focused on to the semi-transparent photo-cathode which is deposited on the optically-worked flat face of the tube. The resulting electron emission from the photo-cathode may be considered as constituting an electron picture which in turn is imaged by means of a longitudinal magnetic field on to the target plane. (This electron imaging is of the long-field unity-magnification variety.)

The target consists of an extremely thin sheet of

glass of definite conductivity. Electrons bombarding the target (at a velocity of approximately 300 V) cause the release of secondary electrons. The secondary-emission coefficient being greater than 2, a net gain is achieved at this stage as well as a reversal of "polarity"; that is to say, illuminated picture points *lose* electrons and so appear on the image side of the target as a *positive* charge. All the secondary electrons are collected by the "target screen" which is an extremely fine gauze located parallel to and extremely close to the glass target on the image side.

The finite resistance of the glass target allows it to function as a two-sided target; that is, it can be scanned on the side remote from the image. As always in an Orthicon the electron velocity of the scanning beam is reduced substantially to zero at the plane of the target. This process involves a number of problems all of which had, however, previously been solved for the case of the straight Orthicon. The principal problem is to arrange for orthogonal landing of the scanning beam in a sharply focused condition. This is achieved by use of magnetic deflection fields superposed on a long focusing field and

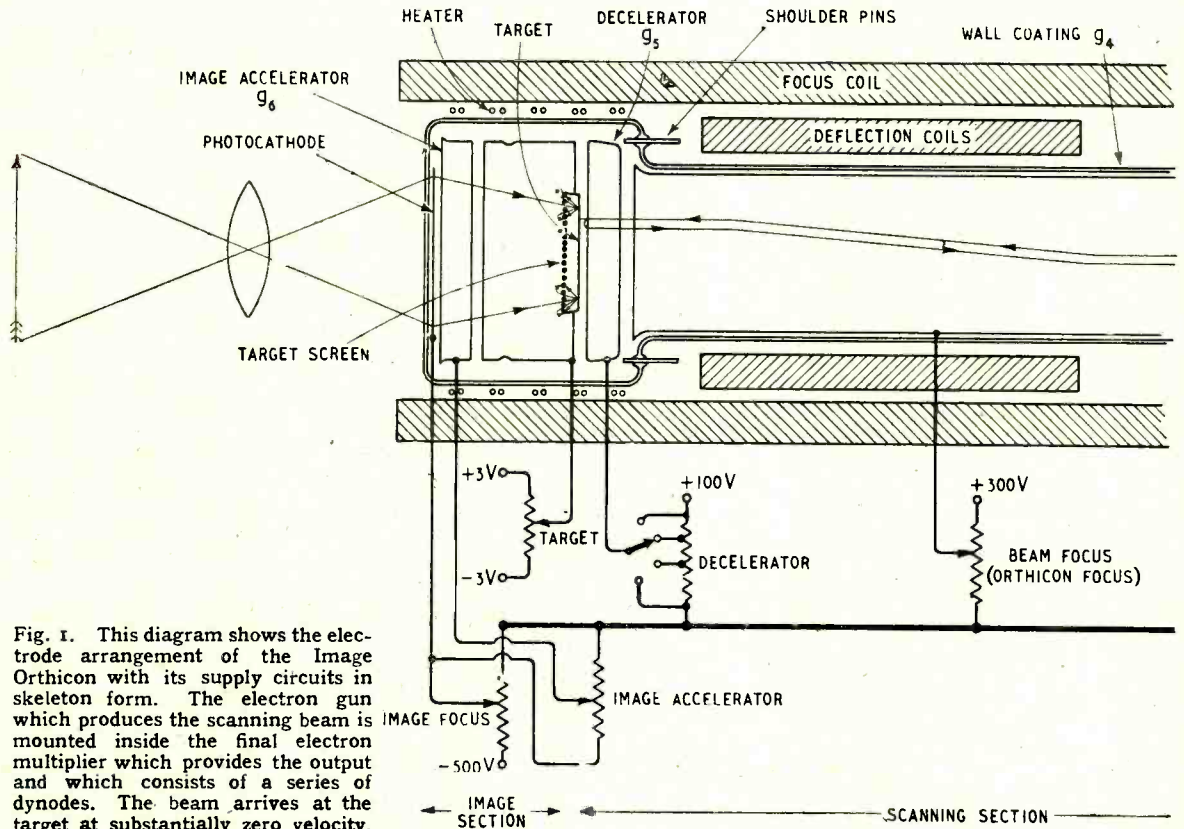




Fig. 1. This diagram shows the electrode arrangement of the Image Orthicon with its supply circuits in skeleton form. The electron gun which produces the scanning beam is mounted inside the final electron multiplier which provides the output and which consists of a series of dynodes. The beam arrives at the target at substantially zero velocity.



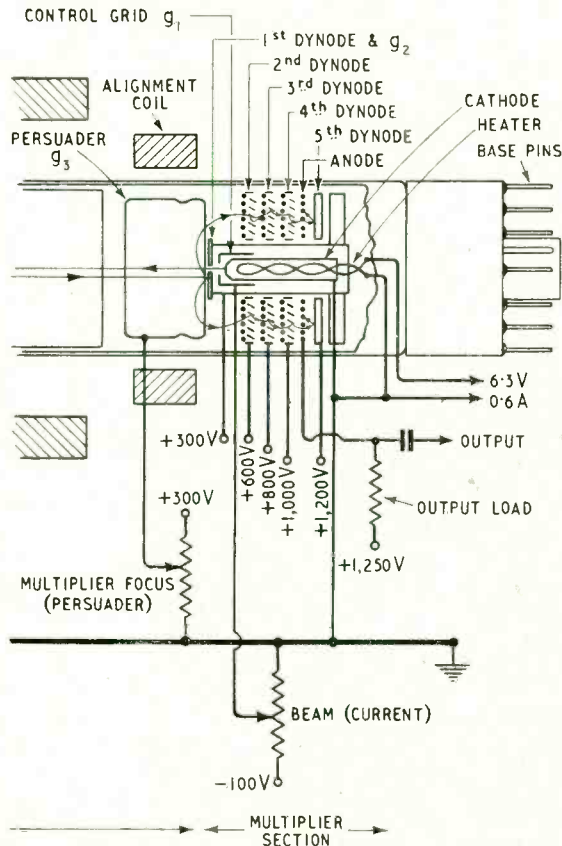
Component parts of the Image Orthicon with the completely assembled tube shown on the extreme right.


by the use of auxiliary electrostatic lenses constituted by the various electrodes g_1 , g_5 and the target screen.

The mode of operation of the tube can conveniently be illustrated by considering the case of a picture consisting of a single white picture-point on a uniformly black background. In this case only one picture-point of the target is electron-illuminated. When the scanning beam scans the target, electrons will land on the dark portions until a target potential is established (near to zero or cathode potential) for which no further landing is possible. The whole



Two of the processes involved in manufacture. Optically working the flat face of the tube and (below) assembling the gun mount and electron multiplier on a jig.






Assembling the image mount and stem tube on a jig.

of the scanning beam is returned, and does in fact return to the gun structure in the immediate vicinity of its starting point, which is the "defining aperture" in electrode g_1 .

In the case of the white picture-point, however, electrons are continuously being lost on the image side of this part of the target and electrons are deposited to neutralize the resulting local positive charge. If the resistivity of the glass target were infinite, this situation would be a transient one and an equilibrium condition would be built up in which the scanning beam became non-cognizant of the white picture point. However, owing to leakage through the target, the landed electrons on the scanning side leak through to the positive charge on the image side so that a fresh landing is made on every scan. This results in the reduction of the return-beam current which constitutes the signal from the tube.

To realize the full potentialities of this scheme it is necessary to apply a considerable amount of electron multiplication to the return-beam current before taking it as signal to the normal amplifier. This is accomplished by a series of annular multiplier discs of the pin-wheel variety (dynodes d_2 , d_3 , d_4 and d_5) which are built concentrically around the electron-gun structure. The role played by the target screen must now be clarified. It is normally set some 2-V positive of the "non-landing potential." Now it is impossible for a white-picture point to go substantially more positive than this 2-V value because, if this were to happen, the secondary electrons would be unable to reach the target screen and have literally nowhere else to go. This voltage defines the




Sealing the bulb to the stem on a glass-working lathe.


range of linear operation of the tube and it would be expected that if the illumination were sufficient to allow a white-picture point to reach this voltage in a time less than the picture repetition time this would result in "saturated whites." In fact this phenomenon is not observed. On the contrary, a new regime sets in which may be described as "electron redistribution." The white-picture points proceed to rain electrons on to the darker picture points and so maintain picture contrast. This phenomenon plays at least three very useful roles:

1. It allows the tube to operate over an extraordinarily wide range of illumination.
2. It produces a desirable reduction in the gamma of the picture.
3. It reduces the effective storage time of the tube and so eliminates the appearance of "smearing" on moving objects.

As can be seen from Fig. 1, the scanning beam originates from the cathode and emerges through a hole in the centre of the electrode labelled 1st dynode and g_2 . The latter is its initial role for, being 300-V

Vacuum r.f. heating is used in the preparation of the target mesh.





Test gear used for checking the characteristics of the finished tube.

positive to cathode, it acts as the anode of the electrode gun. The return beam lands on it away from the hole, being persuaded to do so by the deflecting system g_2 , which is aptly termed the "persuader," since its object is to ensure that the return beam lands on the electrode clear of the emergent beam.

To the return beam the electrode acts as the first dynode of the electron multiplier. Secondary emission is produced and the paths of the secondaries are to the so-called pin-wheel 2nd dynode at which more secondary electrons are produced, and thence to d_3 , d_4 , d_5 and the anode from which the output of the tube is taken. These pin-wheel dynodes are mounted concentrically with and outside the electron gun and comprise inner and outer rings holding a series of radial slats—somewhat like a radial Venetian blind.

Manufacturing Problems

Not the least of the difficulties of tube manufacture arises from the fact that the tube comprises virtually four distinct sections, so that a fault in any one renders the complete tube useless. This is, of course, unavoidable since all four sections must necessarily be in a common evacuated envelope.

The parts of the tube which have produced the greatest manufacturing problems are:—

The Photo-cathode. A caesium cathode is used and the difficulties arise because some of the processes needed for obtaining the best cathode conditions are in conflict with other requirements, notably that of avoiding leakage to other electrode surfaces.

The Target Mesh. In order to avoid limiting the resolution of the tube the target screen has to be of extremely fine mesh; in the present instance 500 per linear inch. Also a high degree of "transparency" is required. These screens are made by an electrolytic process from a ruled-glass master. This master is sputtered with palladium which is then wiped off the high spots to leave a palladium grid in the troughs of the rulings. The electroplating deposits copper on the palladium which is peeled off under water to form a copper mesh.

The Target Proper. This is a sheet of glass approximately 0.0002-in thick and $1\frac{1}{2}$ -in diameter. To

obtain the necessary rigidity of mounting and high degree of flatness it is stretched in drumhead fashion on a metal ring. Natural surface tension processes of a delicate character are involved in producing this unit.

The Target Assembly. The problem here is to obtain highly uniform target to mesh spacing of the order of 0.001 in. In view of the extremely delicate nature of both elements this calls for special technique.

Electron Gun. This is in many respects of normal construction but involves the use of a defining aperture which is of the order of 0.001-in diameter.

Electron Multiplier. This structure, which is realized in magnesium-silver alloy, consists of five stages of multiplication and has to show a gain in the region of 200 total.

Under good conditions, the standard 3-in Image Orthicon can do justice to a 500/600-line picture resolution. Its contrast reproduction is also entirely satisfactory under proper lighting conditions.

The unique feature of the tube is its sensitivity and it is this, taken in conjunction with a number of important practical features, which renders it an outstanding camera tube for outside broadcast work.

British Industries Fair

MORE than fifty radio and electronic manufacturers are among the 3,000-odd exhibitors at this year's B.I.F. which opens simultaneously at Castle Bromwich, Birmingham, and Earls Court and Olympia, London, on 8th May. Generally speaking the "heavy engineering" side of radio is concentrated at Birmingham, where B.T.H., G.E.C., Marconi's, Westinghouse, B. I. Callenders, British Electric Resistance, Brush Electrical, Chloride, English Electric, Lodox, Morganite Resistors, Plessey and Telegraph Construction & Maintenance are exhibiting.

Radio is well represented at Olympia where some forty stands in the Radio and Scientific Instrument Sections are occupied by manufacturers of domestic receivers, valves, test and measuring equipment, communications gear, sound reproducing equipment and hearing aids. The exhibitors at Olympia include:

Airmec Laboratories.	Lee Products.
B.T.H.	M.S.S. Recording.
Baldwin Instruments.	Magneta.
British Electronic Products.	Measuring Instruments.
British Vacuum Cleaner.	Megatron.
Brown, S. G.	Metro Pex.
Cinema-Television.	Mullard.
Compton Organ.	Ossicaide.
Cooper Teleprinter.	Pifco.
Dallas, John E.	"Q-Max."
Dawe Instruments.	Sangamo Weston.
Ekco.	Scophony-Baird.
Electronic Developments.	Shipton, E.
Elliott Bros.	Simon Sound Service.
Everett, Edgcombe.	Southern Instruments.
G.B. Equipments.	Standard Telephones & Cables.
General Acoustics.	Taylor Electrical Instruments.
Hadley Sound Equipments.	Truvox Engineering.
Imhof.	Twentieth Century Electronics.
Johnson, Matthey.	Whiteley Electrical.
Lection Hearing Aid.	Woden Transformer.

The Fair, which lasts until 19th May, will be open each day except Sunday, from 9.30 to 6.0. Admission is by Trade Buyers' Badge which is obtainable at the entrances price 2s 6d on presentation of a trade buyer's business card. The public will be admitted on the 13th and 17th on payment of 2s 6d.

Wireless World and *Wireless Engineer*, with the technical books in each of the specialized fields covered by sixteen of the thirty-two journals in the Iliffe group, will be featured on a stand at Castle Bromwich.

Transients and Loudspeaker Damping

Experimental Investigation of Some Conflicting Theories and Beliefs

By J. MOIR, M.I.E.E.

VERY widely divergent opinions appear to be held among high-quality reproduction enthusiasts on the subject of amplifier output impedance, and after hearing a recent discussion the writer decided to try to produce some experimental evidence on the problem. First, let us attempt a recapitulation of the views of both (or is it three?) sides. Those "in favour" claim that a low output impedance increases the magnetic damping of the motion of the moving coil and thereby improves the transient response, while those "against" claim that low output impedance definitely impairs the h.f. response of the speaker and therefore degrades the transient response. A sub-section of the "against" claim that no improvement is to be obtained by reducing the output impedance below, say, 10% of the voice coil impedance. These viewpoints will be examined, first to see what might be expected and then to see what actually happens.

As a typical transient, a square pulse of voltage will be applied to the speaker, in the expectation (ill founded) that a square wave of air pressure will result. A square wave of this kind can be a severe test for a loudspeaker, or indeed any mechanical device, and it can be assumed that if it deals faithfully with this pulse, speech and music will not represent a serious problem. A square pulse also has the advantage that one can visualize the result without much difficulty.

Before proceeding further it is probably advantageous to clear the air a little over the meaning of amplifier output impedance, and magnetic damping.

The output impedance is the value of Z given by applying E volts (a.c.) to the amplifier output terminals, the amplifier being alive and working, and

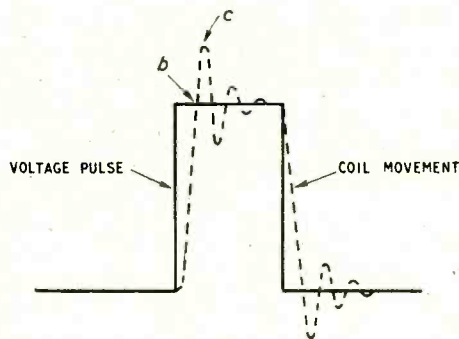


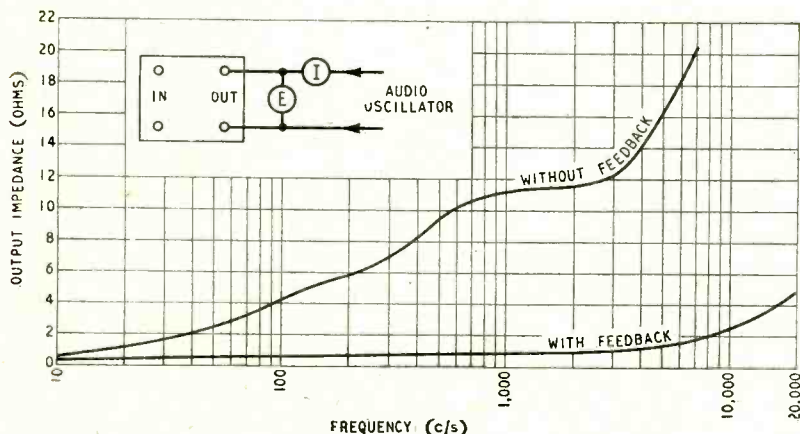
Fig. 2. Applied voltage and coil motion.

obtaining a current of I amps flowing through the amplifier output circuit, Z being E/I . This can be measured with a voltmeter and ammeter or more elegantly by a bridge method. Z varies with frequency, a typical sort of result, obtained on an amplifier employing two Pen 44 valves in push pull, being shown in Fig. 1. Without feedback the value of Z obtained over the middle frequency region, say 250/1,000 c/s, would generally be about half the "optimum load" for the amplifier, but given the freedom of applying feedback, the designer can make the output impedance almost anything he requires without altering the "optimum load" to which the amplifier must be connected if maximum undistorted power is to be obtained. Given a "perfect" output transformer without losses, the impedance that is measured is that of the output valve divided

by n^2 where n is the ratio of the output transformer, and it is a pure resistance at all frequencies. A practical transformer introduces additional losses and also introduces various reactances that make the impedance change with frequency as shown in Fig. 1; but for simplicity the amplifier impedance will be assumed to be a pure resistance.

It should also be noted that it is the ratio of speaker impedance to amplifier impedance and not the absolute value of output impedance that is of consequence; a speaker of 100 ohms and amplifier of ten ohms will produce (to a first approximation) the same results as a speaker of 10 ohms

Fig. 1. Variation of output impedance with frequency in a typical amplifier.



fed from an amplifier of 1 ohm, i.e., the damping factor is 10:1 in both cases.

$$\text{Damping Factor} = \frac{\text{Loudspeaker Impedance}}{\text{Amplifier Impedance}}$$

Now for magnetic damping. If a coil of wire, or even a single turn is moved in a magnetic field, a voltage is induced into the coil, and if the ends of the coil are connected to a resistance, current will flow through the coil and resistance, power will be dissipated and extra effort will have to be exerted to move the coil through the field, or if the coil is swinging freely in the magnetic field it will be brought rapidly to rest.

With this preliminary excursion let us consider how the coil and cone might be expected to move when a square wave of voltage is applied, Fig. 2.

As the coil (and cone) possess mass they move off slowly from the position of rest, lagging behind the voltage, but on reaching the position *b*, corresponding to the applied voltage, they overshoot to a point *c*, where they are brought to rest by the restraining influence of the surround, and the kinetic energy stored in the moving mass becomes potential energy stored in the "springiness" of the surround. The coil then reverses direction, swings back through the mean position, oscillating about its final position until the energy stored in the moving mass is dissipated in frictional losses, and the coil comes to rest displaced from the unenergized position by an amount corresponding to the applied voltage. When the voltage pulse is removed, the coil returns to the "off" position lagging behind the current, overshoots, oscillates several times just as before, finally coming to rest ready for the next pulse.

Without any doubt it will be agreed that as the oscillations were not part of the original waveform they should not be inserted by the loudspeaker. The energy appearing in the oscillation was part of the signal energy, the loudspeaker only acting as a frequency converter and rearranging the frequency spectrum of the square pulse to emphasize the frequency corresponding to the natural frequency of the mass of cone and coil on the "springiness" of the surround.

After each pulse the coil is finally brought to rest due to the energy stored in the moving mass being dissipated by the various losses in the cone and surround, the air friction (viscosity) losses due to the air trapped in the narrow gaps between coil and pole pieces, the energy dissipated as sound, and, most important of all from our point of view, the electrical losses in the moving coil—amplifier output circuit.

When the coil overshoots its final position the voltage generated in the coil exceeds the driving voltage, circulating a current back through the amplifier output impedance and introducing an I^2R loss.

The reality of these oscillations is indicated by Fig. 3(a) an oscillogram of the voltage across the voice coil terminals when a d.c. voltage pulse is applied. The rate of rise and fall of voltage is too great to be shown on the photograph but the oscillation at the top of the pulse and end of the pulse is clearly shown. In this case the effective resistance of the amplifier feeding the speaker was roughly twelve times the d.c. resistance of the coil.

It will be appreciated that though these are records of the transient voltage across the coil; this voltage is produced by the motion of the coil and they are therefore records of the coil motion.

The effects of amplifier output resistance on the coil damping were directly measured in the following way. A small piece of aluminium foil was fixed to the voice coil and provided with a thin flexible connection. Across the speaker frame, a micrometer was supported so that it could be screwed in to touch the foil strip on the voice coil, contact being indicated by the flashing of a small neon lamp in series with the foil and micrometer head. The voice coil was deflected inwards by passing a direct current through the coil and on switching this "off" the coil

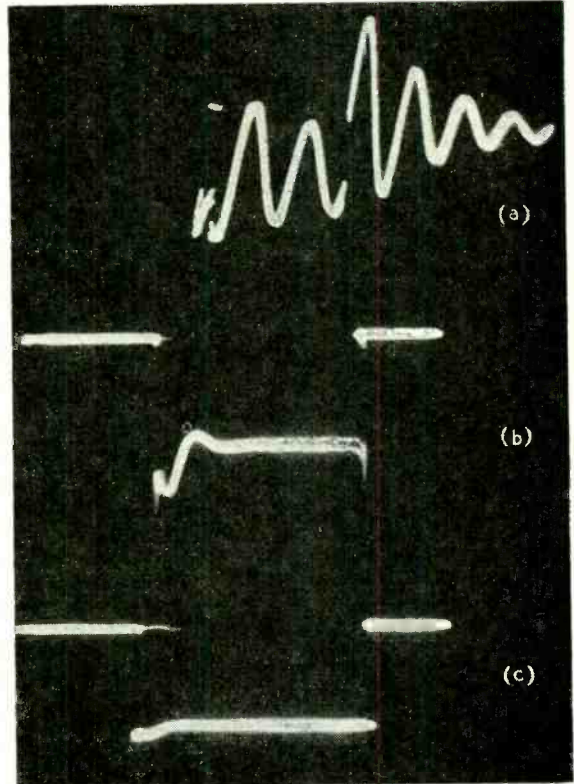
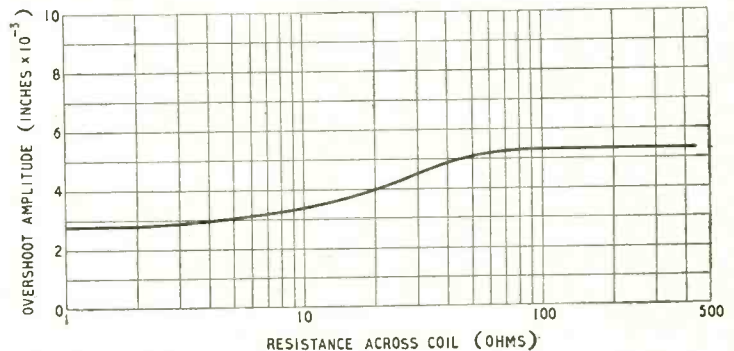


Fig. 3. Oscillations of voice coil supplied from source of adjustable resistance, (a) 100 ohms, (b) 10 ohms, (c) 2 ohms.

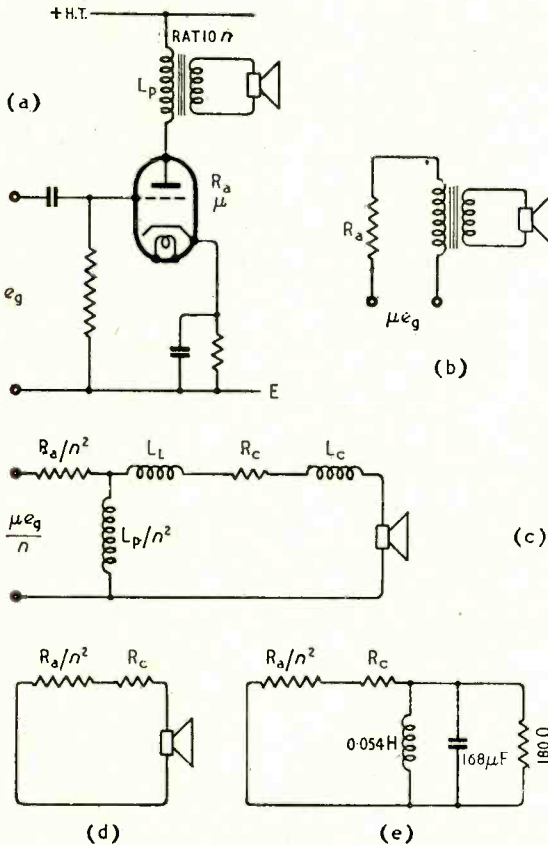
Fig. 4. Amplitude of first overshoot as a function of resistance across the moving coil.



and cone swing out, pass through the unenergized position, overshoot, oscillate about the mean position, and finally come to rest in the centre. The micrometer served to measure the amplitude of the first overshwing and this was checked for a range of values of resistance shunted across the coil. The results are shown in Fig. 4. It will be seen that the overshwing continuously decreases with decrease of R down to a value of about 2 ohms and then becomes constant. This is significant as it indicates that in this case there is no advantage in using an amplifier having an output resistance less than half that of the loudspeaker.

It was believed that a direct mechanical measurement of the overshoot would perhaps be a more convincing indication of the results than would a measurement of the voltage across the voice coil, but it is simpler to make the electrical measurement. By making the applied pulse repetitive and using a variable resistance across the voice coil, the oscillation of the voice coil can be adjusted to the point at which no overshoot is observable on the oscilloscope. In this instance, a resistance of 3 to 4 ohms was necessary to obtain a unidirectional return to

Fig. 5. (a) Practical amplifier circuit, (b) Equivalent circuit with resistor substituted for valve, (c) Values referred to transformer secondary. Leakage inductance L_L , and moving coil inductance and resistance L_C and R_C . Loudspeaker assumed "perfect" with no resistance or static inductance. (d) Primary inductance of transformer and static inductance of coil removed. (e) Equivalent circuit (including loudspeaker) at frequencies below 100 c/s.



the central unenergized position, but the actual value is not highly critical. Figs. 3(b) and 3(c) indicate the voice coil motion for values of 10 ohms and 2 ohms respectively and it will be observed that a resistance equal to the voice coil impedance produces a marked reduction in the amplitude of oscillation when compared to the result shown in Fig 3(a). The circuit used to provide the repetitive pulses for Figs. 3(b) and 3(c) leaves the coil connected to the battery (of very low resistance) at the peak of the inward swing effectively removing any trace of oscillation of the voice coil at the top of the pulse.

The effects to be expected from shunt resistance on the voice coil can best be decided by considering the equivalent electrical circuit of the loudspeaker and driving amplifier. In Fig. 5(a) is the practical amplifier circuit and in 5(c) the equivalent circuit with all values referred to the secondary. In the low-frequency region the transformer leakage inductance and moving coil inductance (measured with coil held stationary) are too small to be of significance and can be ignored. The transformer primary inductance L_p is too high to be of interest if the transformer is a good one and of no interest if it is a poor one because no quality enthusiast would use it. The circuit as seen by the moving coil thus becomes that of Fig. 5(d). To define the equivalent electrical circuit of the moving coil itself the impedance/frequency characteristic was obtained using the measuring circuit of Fig. 6(a). This produced the curve shown, characteristic of a parallel resonant circuit from which it may be deduced that the coil in motion is equivalent to a perfect inductance of 0.054H in parallel with a condenser of 168 μ F and a resistance of 180 Ω . The values may appear somewhat surprising, but L and C have no physical existence, the effect of L and C being produced entirely by the motion of the voice coil in the magnetic field. The frequency of resonance, 52.5 c/s, is that of the mechanical system comprising the mass of the cone and coil supported on the "spring" formed by the cone surround and centring. The shunt resistance represents the energy loss due to internal friction in the cone and surround, the viscosity loss is the air in the narrow gaps between the voice coil and magnet and the regrettably small amount of energy dissipated as sound.

These values can now be added to the equivalent circuit of Fig. 5(d) to give 5(e). Over the low-frequency range considered the performance of this LCR combination will be exactly the same as that obtained from the circuit of Fig. 5(a) with the actual speaker, but the equivalent circuit has the great advantage (at least to an electrical engineer) of rendering the performance more susceptible to calculation.

For a circuit of this type there is a critical value of shunt resistance below which the circuit is non-oscillatory. This is given by $R = \frac{1}{2} \sqrt{L/C}$. Substituting the values of L and C obtained from the electrical circuit it is found that $R = 9$ ohms.

Let us see just what is meant by the expression "a critical value of resistance which will make the circuit completely non-oscillatory." In Fig. 7 the equivalent circuit of Fig. 6(c) is redrawn to add a battery, high resistance and switch. In the position shown the battery charges the condenser through the high resistance and on closing the switch the condenser is discharged through the parallel combination of L and R . With values of R well above

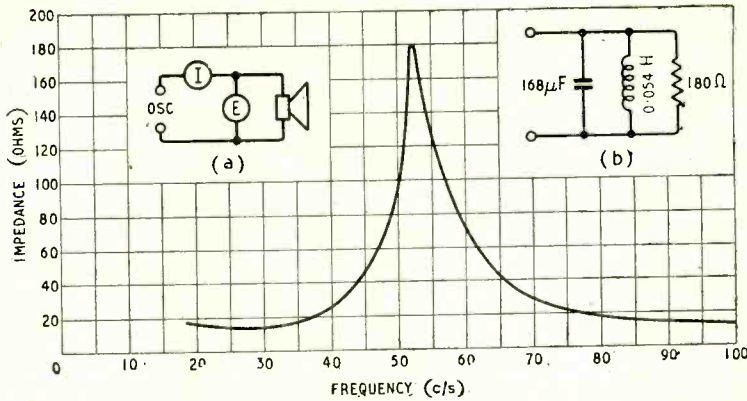


Fig. 6. Impedance/frequency characteristics of a moving-coil loudspeaker measured with circuit (a). The curve approximates to the response of a parallel resonant circuit with the values given at (b).

the critical value the voltage across the circuit will oscillate for several cycles as shown in Fig. 7(d), the amplitude of oscillation gradually decreasing as the energy, originally stored in the charged condenser, is dissipated in the resistance R. If the process is repeated with a decreased value for R the number

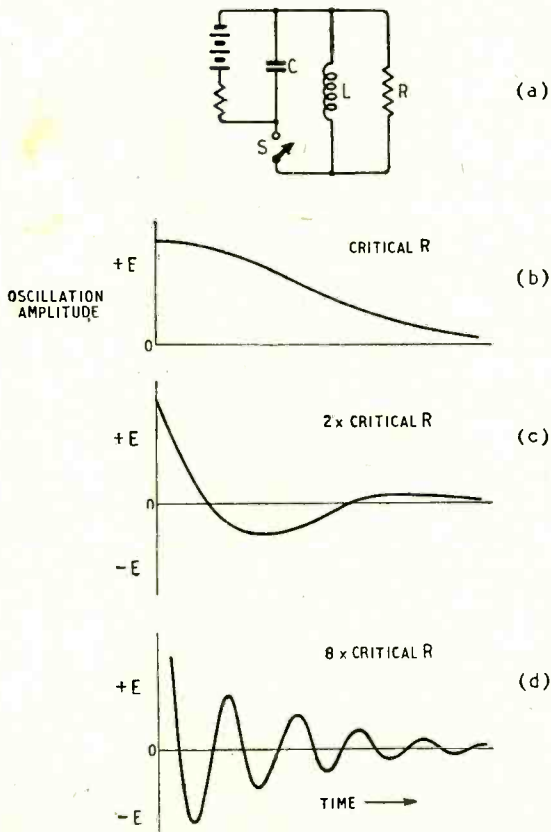
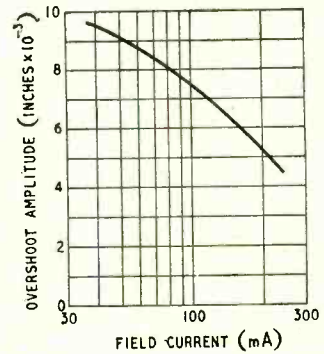


Fig. 7. Equivalent electrical circuit of moving-coil loudspeaker with the addition of a battery. Voltage fluctuations on closing the switch S are shown at (b), (c) and (d).

Fig. 8. Effect of field current on voice coil oscillation.



of cycles of free oscillation will decrease as R is decreased. For the critical value of R no oscillation will take place, the voltage falling to zero without overshooting. Further decrease in R will merely make the voltage fall to zero more quickly. The critical value of resistance is that value which just prevents the current reversing in direction, i.e., the current approaches its final value from one side only.

The process is identical with the mechanical motion of the coil and cone; above a critical value for the damping the coil will oscillate several times before coming to rest; at a critical value of damping it will just not oscillate at all, but return to the final position without overshoot; below this value it will merely return more quickly than for the critical value.

In this particular speaker it will be seen that the critical value of resistance is calculated to be 9 ohms whereas the value below which no overshoot (oscillation) occurs is about 2.5 ohms, the difference being due to the 8 ohms effective resistance of the voice coil below which the damping circuit resistance cannot be reduced because the external resistance is always in series with the voice coil's own resistance. Short of introducing an amplifier having a negative output resistance there appears to be little or nothing to be gained by reducing the output resistance below 10-20 per cent of the d.c. resistance of the voice coil.

Something can, however, be achieved in a different direction; if the damping current that flows cannot be further increased by decreasing the circuit resistance, it may still be increased by increasing the voice coil circuit voltage. The voltage generated by the voice coil moving in the field is given by $E = v/B$, where B = gas flux density, l = length of wire, and v = coil velocity.

For a given gap volume l the length of wire cannot be increased, v , the coil velocity, is fixed by the frequency of the oscillation, leaving only the gap density B to be increased. This is a parameter that is at the designer's disposal (though gauss cost money), and Fig. 8 is a plot of the measured amplitude of oscillation of the voice coil for a fixed shunt resistance of 10 ohms (plus coil resistance) and a range of field currents known to be below the saturation value. It will be seen that, roughly speaking, a fourfold increase in gap density (field current) reduces the amplitude of overshoot oscillation by a factor of two.

This would appear to dispose of the suggestion that feedback amplifiers can introduce too much damping

as it will be seen that the obtainable damping is severely limited by the voice coil resistance. Incidentally, the suggestion that too much negative voltage feedback can make an amplifier unable to deal with fast transients is also unsound. Excluding tricks, the addition of feedback makes the characteristics of an amplifier approach more and more closely to the characteristics of the components of the feedback network, i.e., the two resistors which determine the amount of feedback, and resistors at least are like Cæsar's wife.

Finally, the question of "too much feedback reducing the h.f. response and thereby degrading transients." This is a point so obscured by side issues that no precise answer can be given, but some indication of the result may be helpful. The voice-coil impedance of almost all speakers increases with increase of frequency due to the coil inductance, thus reducing the driving current and the acoustic output at high frequency. If the speaker is driven from a high-impedance source, this current decrease, being a function of total circuit resistance, is not so serious

as when a low-impedance source is used. Thus it can be said that the relative h.f. output will always be greater when a high-impedance source is used. However, if the overall response is "flat," with the usual sort of "non-feedback" output impedance ratio of amplifier/speaker = $\frac{1}{2}$, increasing the output impedance will increase the transient distortion by over-emphasizing the h.f. components of the pulse. Whether change of output impedance improves or degrades the transient response always depends upon where you start from, but it has been shown that an increase in output impedance always makes the transient "overshoot distortion" more troublesome, whatever it does to the high-frequency components of the transient.

Finally, do these oscillations really produce noticeable degradation in quality? Does an amplifier with a signal applied to its output really behave like a decent clean-living resistor? Can the loudspeaker be made to produce a good square acoustic signal; and if it can, what does it sound like? These and other questions must be left for later discussion.

SHORT-WAVE CONDITIONS

March in Retrospect : Forecast for May

By T. W. BENNINGTON
(Engineering Division, B.B.C.)

DURING March the average maximum usable frequency for these latitudes decreased very slightly during the day, and increased considerably during the night. These are the normal seasonal variations.

Daytime working frequencies remained high; in fact, higher on the average than had been expected. U.S.A. stations on frequencies over 30 Mc/s were not often heard, but the 28-Mc/s band held on remarkably well. 11 Mc/s was about the highest regularly usable night-time frequency.

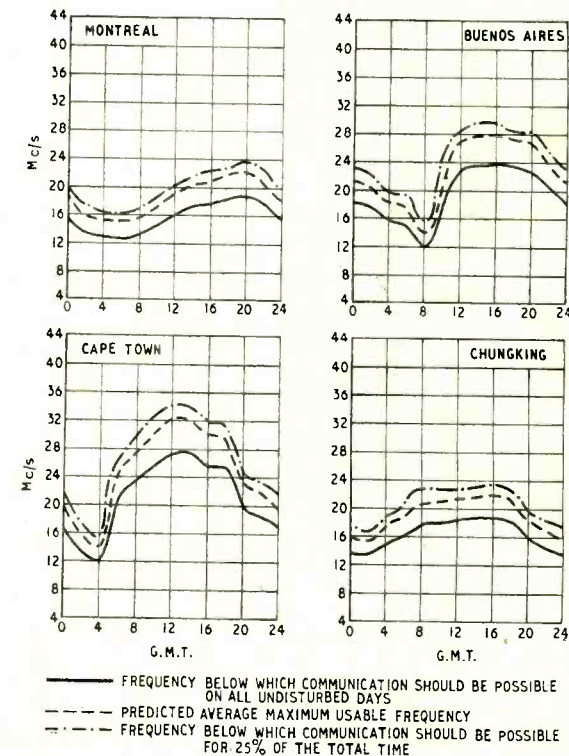
Sunspot activity was, on the average, higher than during the previous month. The giant sunspot of February 20th (now much reduced in size) crossed the sun's central meridian again on March 18th and further ionospheric disturbances followed.

Though the early part of the month was ionosphericly "quiet," the latter part was subject to much ionospheric storminess, and the month as a whole must be classed as a disturbed one. The most disturbed periods were 6th-7th (minor), 13th (minor), 19th-22nd, 24th-25th and 27th-28th. Strangely enough, no Dellinger fadeouts were reported during the month.

Forecast.—Daytime m.u.f.s in these latitudes should continue to decrease during May, whilst night-time m.u.f.s should continue to increase.

Daytime working frequencies on east-west circuits should therefore be considerably lower, and those on north-south circuits somewhat lower, than during April. It is unlikely that 28 Mc/s will be usable over east-west circuits at any time during the month, though it may occasionally be usable in southerly directions. Moderately high frequencies will, however, remain of use for longer periods than during April, because of the longer duration of daylight at this end of the circuits. Frequencies as high as 15 Mc/s should remain regularly usable until after midnight, and the lowest frequency really necessary at any time of night should be of the order of 12 Mc/s.

Daytime frequencies for medium-distance communication should be somewhat higher than during April be-



cause such communication will take place via the E or F₁ layers for several hours daily. There is likely to be a big increase in the rate of incidence of Sporadic E, and transmission up to 1,400 miles may be frequently possible, perhaps on exceptionally high frequencies.

The curves indicate the highest frequencies likely to be usable over four long-distance circuits from this country during the month.

Physical Society's Exhibition

Electronic Research and Measuring Equipment

The fifth post-war exhibition of the Physical Society, held in London from 31st March to 5th April, included many items of radio and electronic interest. This report opens with a description of some of the exhibits concerned with research and development rather than routine production.

RESEARCH

THE applications of germanium are no longer confined to the diode. The crystal triode, or transistor, is on its way to practical use. The G.E.C. Research Laboratories demonstrated its characteristics on an oscilloscope and showed experimental equipment embodying it. A three-stage a.f. amplifier with a gain of 66db and an input impedance of $1k\Omega$ was shown.

Germanium also forms the basis of a method of measuring magnetic field strength by the Hall effect, shown by both G.E.C. and B.T.H. If a magnetic field is applied at right angles to a conductor carrying a current, a p.d. is developed across the conductor which is proportional to both the field and the current and which is at right angles to both. The effect is relatively large when the material is germanium, and a sensitivity of $1\mu A$ per $1mA$ per 1,000 gauss is obtainable. The germanium can be physically very small and so can be used for exploring magnetic fields.

Synthetic piezo-electric crystals were shown by Standard Telephones. Ethylene diamine tartrate is easily grown and produces crystals suitable for use in line filters.

A method of transmitting telegraph signals over narrow bandwidths was shown by Marconi's W.T. Company. Signals of 66 w.p.m. can be transmitted over a bandwidth of 10c/s, using a 5-unit code. Pulse-amplitude modulation is used with 32 levels; the noise level must be 36db below the peak signal level.

The Royal Aircraft Establishment showed an electronic curve follower for feeding recorded information to a computer. The curve is drawn on transparent film and is scanned by a c.r. spot oscillating at 3kc/s with an amplitude of 1mm. A photo-cell and amplifier is used with a phase-sensitive rectifier and gives an output proportional to the displacement of the centre of oscillation from the line. This is fed back to the deflector plates and locks the centre of the spot to the line. The deflector-plate voltage forms the output of the device.


The Telecommunications Research Establishment showed locked-oscillators of the sine-wave type giving frequency multiplication in steps of 10:1, and the Signals Research and Development Establishment exhibited a number of balanced-T bridges built for impedance measurements in the 50-100-Mc/s region. One model includes a decade resistance standard.

GENERAL ELECTRONICS

AMONGST the exhibitors of power supply units, one of the highest claims for stability was made by Cawkell, who demonstrated a model giving 200V at 50mA with stabilization of 0.003 per cent for mains or load variations of 15 per cent. The valve-heaters in the instrument are connected in series across the stabilized h.t. line, and a thermal-delay switch allows them to reach full temperature before the stabilizing action commences. A 300-mA current-stabilized power supply by W. G. Pye gave 0.01 per cent stability for $12\frac{1}{2}$ per cent mains variations and $\pm 100\Omega$ variation on the normal load of 300Ω . Here again the valve heaters are in series across the stabilized line, and tappings are taken from the potentiometer thus formed to provide h.t. voltages, thereby saving extra resistors. Cinema-Television, Dynatron and E. K. Cole had stabilized e.h.t. units for nucleonic work, whilst Tinsley showed an a.c. stabilizer using a thermistor-bridge detector. A constant-current source for supplying valve heaters or filaments, using a transducer, was shown by the British Scientific Instrument Research Association, and a constant-voltage 12-V supply by Advance Components.

Several firms have been concerned with the problem of producing stable d.c. amplifiers. Southern Instruments showed a drift-corrected d.c. amplifier in which an oscillating relay continuously compares input with output so that any variation in gain is made to operate an automatic correcting circuit. Another self-balancing method was demonstrated by Electronic Instruments, for use in an electrometer, but here the correcting process was set in motion periodically by a cam-operated switching system. Two alternative methods of d.c. amplification were on view. Nagard used the d.c. to modulate a carrier frequency of 14Mc/s in an amplifier which had a flat frequency response up to 1Mc/s and a maximum gain of 15,000. Tinsley and Sunvic, on the other hand, modulated the d.c. by means of a mechanically operated "chopper," then amplified the result by normal methods and finally rectified the output.

Demonstrations of various applications of magnetic amplifiers were confined mainly to two firms. Elliott used them for amplifying signals from thermo-couples, for driving a uniselector and for speed control of a 1-h.p. motor; whilst Electro Methods showed several applications, including the integration of small signals by a low-inertia integrating motor driven by a magnetic amplifier. Thermionic amplifiers with special uses were shown by E. K. Cole, de Havilland, T.R.E. and Cawkell. The latter's exhibit was a demonstration amplifier for schools, with




G.E.C. 3-stage amplifier using transistors compared in size with a cigarette lighter.

(Right) W. G. Pye current-stabilized power unit, designed for supplying a hydrogen lamp.



Electronic apparatus for counting the red corpuscles in human blood, developed by Metropolitan-Vickers.



controls brought out on the front panel to enable circuit constants to be altered whilst the effects at the output are studied on a c.r.o.

In the field of computing, for those who find it difficult to convert decimal to binary numbers, Elliott showed a machine that will do the job automatically. An analogue computer for solving twelve similar linear equations was exhibited by de Havilland, and the N.P.L. had on view a junior model of their automatic computing engine, which is still in process of development. To reduce the tedium of designing directional aerial arrays by the trial-and-error method, T.M.C. have produced an experimental apparatus in which the trial radiation pattern is traced instantaneously on the screen of a c.r.o.

Counters and scalars were very much in evidence this year. In general they followed the conventional form of an electronic system providing either scales of two or scales of ten, together with a mechanical register to give the total count. An interesting application demonstrated by Metropolitan-Vickers was the counting of blood corpuscles. The blood is diluted by a known amount and passed down a capillary tube, an image of which is focused by a microscope on to a photo-cell; thus, the passing of a corpuscle causes the photo-cell to produce a pulse which in turn actuates the counter. Other exhibitors of counters were Airmec, Dawe Instruments, Panax, Dynatron, E. K. Cole, Lydiat Ash, Marconi Instruments, and the Atomic Energy Research Establishment, many of the instruments being designed for count-

ing the random-pulse outputs of Geiger-Muller tubes and ionization chambers.

Several portable radiation monitors and detectors worked by batteries were on view, the principal exhibitors being Baldwin Instruments, Ediswan, E. K. Cole and Panax. For determining the strength of radiation in particles-per-minute, rate-of-count meters were shown by E. K. Cole and Panax.

INDUSTRIAL ELECTRONICS


ESTABLISHED methods of applying variation of resistance, capacitance, inductance or photo-emission to the control of industrial processes or production were, as usual, well represented, and some interesting new principles of control were shown for the first time.

In the radioactive thickness gauge, developed by the Electronics Division of E. K. Cole, the absorption of emanations from a radioactive source is used to indicate the thickness of sheets and films; e.g., paper, plastics or even steel. A tray containing the radioactive element is placed below and an ionization chamber above the moving strip, and no mechanical contact is necessary. The output from the ionization chamber is converted to a.c. by a vibrating-reed electrometer, amplified and compared with the output from an identical reference source in which a normal specimen of the material under examination has been inserted. Assuming that the density of the material remains constant, the output indicated by the differential meter gives a measure of the variation of thickness to an accuracy of 1 or 2 per cent at speeds up to 5 or 6 ft/sec for materials such as paper and plastic. The strength of the source required under these conditions is perfectly "safe" from the point of view of health; for higher speeds and denser materials some shielding may be necessary.


Measurement of the temperature of flue and furnace gases in the region of 1,000° to 2,000° C presents many difficulties, particularly when the average temperature across a furnace 20 or 30ft wide and a few inches above the fuel is required. A solution has been provided by Lydiat Ash Laboratories, in which the velocity of propagation of supersonic waves is the underlying principle. The output from a stable l.f. oscillator, variable over a limited frequency range, provides a circular trace on a c.r. tube after passing through a network giving two signals spaced 90° in phase. It also provides pulses for firing a Trigatron which discharges an e.h.t. circuit

in a spark gap with peak pulse energies of 600 kW.


The sound energy of the spark is concentrated in a beam by a reflector, and is picked up by a transducer, amplified, and a suitable h.f. component above the ambient furnace noise is filtered and applied to the trace. The pulse repetition frequency is adjusted according to the length of the sound path, and a scale-of-two ensures that the received pulse coincides with the transmitted pulse at normal temperatures after two revolutions of the trace. In this way the temperature scale is expanded to give better resolution. The spot travels anti-clockwise, and as the temperature rises the received pulse arrives after shorter intervals of time and progresses clockwise under a calibrated graticule. The transducer




Ediswan portable gamma radiation monitor type 1030C, for indication of integrated dose up to 0.125 roentgens, and (right) de Havilland moving-coil vibrator for fatigue testing. Alternating thrust 250 lb and frequency range 0 to 1,000 c/s.



(a)



(b)



(c)

(a) Control and display unit of Lydiat Ash Laboratories' electronic high temperature indicator.

(b) Ekco thickness gauge, showing external radioactive source and ionization chamber.

(c) Portable automatic curve tracer made by Industrial Electronics, Ltd.

able response curve tracer which was demonstrated by Industrial Electronics. One of the r.f. oscillators in a beat-frequency generator is controlled through a reactance modulator by a linear sweep generator giving a scanning rate variable between 5 sec and 1 minute. The output of the b.f.o. is divided, and part is fed through an R-C network, rectified and amplified in a push-pull d.c. amplifier in a give, on a c.r. tube, a horizontal deflection which is proportional to the logarithm of frequency. Feedback is applied between the deflector system and the re-

actance modulator gives a reasonably constant rate of deflection of the spot. Vertical deflection from the input amplifier is normally linear, but a logarithmic compression circuit, depending on the characteristics of a contact rectifier, can be switched in when desired. Special precautions have been taken to ensure the stability of frequency calibration and the scale is checked at one end against mains frequency, and at the other against a stable resonant circuit.

Many industrial control devices depend on the accurate measurement of displacement, and the proximity switch and proximity meter shown by Fielden (Electronics) are examples of the sensitivity obtainable when using balanced capacitances for this purpose. The principle has been extended to graph recorder mechanisms in which the movement of the pointer of a 0-50 μ A meter is followed at a distance, depending on capacitance, by a servo-operated moving vane to which the pen mechanism is connected.

cannot be inserted directly in the furnace gases, and an end correction is applied electrically. Compensation is also provided for changes in the gas composition.

Fatigue testing at low and sub-audio frequencies is gaining in importance, and regenerative amplifiers are being used as self-drive units in conjunction with vibration pickups and filters to select the natural frequency at any required mode of vibration. Complete equipment for this type of work, shown by de Havilland Propellers, included a large moving-coil drive unit with many features—including cloth-loaded synthetic resin centring spiders—reminiscent of conventional loud-speaker design. The Type 1/D1 vibrator, as it is called, has an energized field taking 1 kW, and at full load exerts an alternating thrust of 250 lb with amplitudes up to 0.25 inch over a range of 0 to 1,000 c/s; the natural frequency of the unloaded assembly is 5 c/s.

Instantaneous visual indication of frequency is given by the Type 1204 "strobotuner" shown by Dawe Instruments. Twelve stroboscopic rings revolving at speeds proportional to semitone intervals on the equally-tempered scale are driven by a synchronous motor energized from a valve-maintained tuning fork. The normal fork frequency is 440 c/s, but it can be varied a semitone on either side by sliding loading weights, if pitches other than the international standard are required. The revolving discs are illuminated by neon lamps, connected in the output of a microphone amplifier so that the frequency of the sound under investigation causes the appropriate disc to appear stationary. Seven rings of segments on each disc are marked at octave intervals and the total frequency range of indication is 32 to 4,070 c/s. The equipment is designed primarily for manufacturers of musical instruments, and considerably reduces the time of adjustment and testing.

Another useful aid to the production testing of audio-frequency components such as loudspeakers, transformers, filters, amplifiers, etc., is the Type 1900 port-

OSCILLOSCOPES

THE cathode-ray oscilloscope is as ubiquitous as ever and many different types were shown. The Duddell string oscillograph is still used, however, and the Cambridge Instrument Co. showed 6- and 12-channel models having a frequency response up to 1,400 c/s. Clifton Instruments also showed an electromagnetic type.

Mullard wideband oscilloscope.



A. F. Cawkell Electronic Engineers had a c.r. type for 0.5-100c/s with a sensitivity of 50mV/cm. It is a double-beam type with an electronic switch.

The Industrial Electronics A.F. Response-Curve Tracer is designed for checking a.f. apparatus and draws a frequency-response curve on a long-afterglow screen.

On oscilloscope with an amplifier calibrated to 5 per cent in volts was shown by Nagard. It is in two units and covers zero to 10Mc/s. Furzehill Laboratories showed general-purpose oscilloscopes. The 1684D has an amplifier providing a sensitivity of 7mV/cm over the range 0-1.2Mc/s or 21mV/cm up to 3Mc/s. The time-base has a range of 2c/s to 150 kc/s. The 1684N is designed for low-frequency use and has an upper limit of about 50kc/s. It includes 10:1 sweep expansion.

Airmec Laboratories had an oscilloscope with a Y amplifier operating from zero to 5Mc/s and a timebase giving sweeps from 0.5sec to 1 μ sec. Mullard showed a wideband oscilloscope with X and Y amplifiers with a response from zero to 20Mc/s for -3 db. The sensitivity is 100mV/cm and a probe input is available.

An elaborate oscilloscope was exhibited by Metropolitan-Vickers. It is of the continuously evacuated type and operates at 100kV.

Cameras for recording oscilloscope traces are available in many types, but a special display was made by Avimo. This firm showed continuous film-recording cameras. With a film capacity of 200ft and film speeds between 2.5in/sec and 300in/sec operation is from a 24-V power supply.

SIGNAL SOURCES

AN interesting feature of the newest types of signal generator is the provision of both frequency and amplitude modulation from internal sources. The Marconi Instruments Model TF995 typifies the trend as it provides internal f.m. at 1,000c/s with deviations variable from 25kc/s to 600kc/s, and a.m. up to 50 per cent. The r.f. oscillator is variable over 4.5 to 9Mc/s only, but by using cascade harmonic multipliers an effective frequency range of from 13.5 to 216Mc/s is obtained. Included also is a crystal calibrator. A more ambitious model is the TF948, covering 20-80Mc/s, and with internal modulation by four frequencies with f.m. deviations up to 600kc/s and a.m. up to 80 per cent. It has a crystal check circuit, f.m. and a.m. monitoring and a tuning scale giving about 7 feet for each of the two frequency bands.

An f.m. signal generator intended primarily for testing receivers in the 90-Mc/s region was shown by Mullard. Known as the Model E7572, the final f.m. signals are obtained by mixing the output from a fixed frequency

f.m. oscillator with that from a variable c.w. oscillator and using high- and low-pass filters to select the difference and summation frequencies. Ranges of 3-15Mc/s and 80-100Mc/s are thus obtained with a single variable oscillator. Two forms of modulation are provided, a 500-c/s sine wave with variable deviation up to ± 100 kc/s and a 100-c/s repetition saw tooth.

A new Advance audio generator (type H1) is notable for its wide coverage, 15 c/s to 50 kc/s, and the provision for either sine-wave or square-wave output. Heavy negative feedback ensures low distortion and the output is variable from 200 μ V to 20 V.

METERS

TYPICAL of the modern trend in design of mirror galvanometers is the Pye "Scalamp," a new self-contained model with galvo unit, scale and lamp in one case. In addition to other novel features it has switchable shunts to vary the sensitivity and a shock-proof mounting to absorb bench vibration.

A number of new models with shortened suspension, to reduce the height of the case, were shown by Tinsley, and further examples were seen among the exhibits of Hilger, Pullin and Turner.

Pointer instruments have undergone little change, save that meters with a sensitivity of 10 μ A full scale are now more plentiful. A meter of this sensitivity was included in a new Series 30 (3-in scale) made by Pullin.


A tropical version of the Avo Electronic Test Set is now available, and there is also a valve-voltmeter conforming to B.S. standards for first-grade moving-coil instruments. It is the Model 26, made by Electronic Instruments, and is usable up to 200Mc/s.

BRIDGES


WIDE-RANGE self-contained bridges for the measurement of small values of inductance and capacitance figured among the exhibits of Cinema-Television. One, covering 0.005 μ H to 30mH in 12 ranges, gave direct readings of mutual and self-inductance with an accuracy of ± 1 per cent of the half-scale reading on all ranges, and this also had facilities for measuring resistance of from 0.0001 Ω to 3k Ω in 12 ranges also. Another covered, in 36 ranges, 0.002pF to 100 μ F and 1 Ω to 30,000M Ω .

A feature of these bridges is the employment of inductively coupled ratio arms and circuits that cancel out the inductance, capacitance and resistance of external connecting leads, thereby enabling measurements to be taken with the components *in situ*.


Wayne Kerr showed some bridges of exceptional interest; the B401 impedance bridge, for example, gives *in situ* measurements of capacitance, resistance and inductance over the ranges 0.1pF to 10,000 μ F respectively. Measurements can be made at either 5kc/s or 50.5kc/s



(a) Marconi Instruments f.m.-a.m. signal generator, type TF948, having very long frequency scales; (b) Pye "Scalamp" self-contained mirror galvanometer; (c) Laboratory valve-voltmeter made by Electronic Instruments.



(a)



(b)



(c)

(a) Cinema-Television electronic stop-watch (microsecond counter chronometer); (b) Standard Telephones push-button h.f. attenuator; (c) 20th Century Electronics c.r. tube.

from an internal oscillator or with an external generator over 50c/s to 20kc/s. The accuracy is ± 1 per cent. Another, the type B901, is designed primarily for measurements of susceptance and conductance of v.h.f. aerial systems over the frequency range 50 to 250Mc/s.

MISCELLANEOUS TEST EQUIPMENT

AN instrument for measuring very short intervals of time, described as the Millisecond Counter Chronometer, was shown by Cinema-Television. Its range is 1μ sec to 1 sec, calibration being in steps of 1μ sec. A starting pulse activates circuits which continue to record the number of cycles of an interval oscillator until the arrival of a stopping pulse. Another microsecond counter, the Chronotron, was included among the exhibits of Electronic Instruments.

A wavemeter of unusual accuracy, 1 part in 10^6 , was shown by Plessey. It incorporates several reference oscillators, one being crystal controlled, and covers a range of 15 to 10,000Mc/s.

For analysing complex waveforms Muirhead have developed a high-precision type wave analyser, Model D489A. Resistance-capacitance tuning is employed, and the exploratory range is 19c/s to 21kc/s. It is not a heterodyne type.

Dawe had a v.h.f. "Q" meter, range 30 to 200Mc/s, and an improved sound level meter, the new model being about half the size of the older, but providing the same facilities.

VALVES AND C.R. TUBES

AN unusually small number of valves and tubes were shown at this year's exhibition. Standard Telephones had a reflex klystron for 6-7cm with an output of

0.65-1W, and capable of being frequency-modulated 0.8-1Mc/s per volt. A frequency shift of 400Mc/s is possible by mechanical tuning.

20th Century Electronics exhibited precision c.r. tubes. There are two single-beam types, 4in and 6in, and a 6-in double beam, all with flat faces. The last has two separate guns, and it is claimed that there is no interaction between them; the X-plates are common.

A range of cold-cathode valves and electrometer valves was shown by Ferranti.

COMPONENTS

STANDARD TELEPHONES showed a range of swaged-seam capacitors for tropical purposes. Both paper and mica-dielectric types are made, and the terminals and mounting are on the same face of the component.

Variable transformers and wire-wound resistors were exhibited by Zenith, while Gambrell showed 50-M Ω standard resistors and had an interesting precision slide-wire, comprising 50ft of wire wound as 100 turns on a drum.

Westinghouse, in addition to the well-known ranges of metal rectifiers for h.t. and e.h.t., were showing new types designed for use as "damping diodes" in television line-scan circuits. They range up to the 14D36 with a rating of 3.47kV peak inverse and a mean current of up to 100mA. Types with cooling fins can be supplied for higher currents.

Standard Telephones also showed selenium rectifiers and have an e.h.t. type rated for 40V r.m.s. per plate or 80V peak inverse in television fly-back circuits.

Breeze connectors for coaxial cables operating at 7-10kV were exhibited by Plessey, who also had a range of microwave components. Variable resistors, of both the wire-wound and carbon types, fully sealed for tropical conditions, were also shown.

MATERIALS

FURTHER advances in the performance of permanent magnets are foreshadowed by a new process developed by the Permanent Magnet Association, though it will be some time yet before magnets will be commercially available. Using an alloy similar in chemical composition to Alnico, it has been found possible to grow columnar crystals internally in a direction favourable to the magnetic circuit, and magnets formed by this method have given figures for BH_{max} of the order of 7 to 8 $\times 10^6$ gauss-oersteds compared with the previous best of 5 $\times 10^6$ for the anisotropic heat-treated Alcomax III.

A new ceramic material, K3,000, was shown by Mullard Electronic Products. Developed for use in r.f. bypass capacitors, it has a permittivity of the order of 3,000 in the temperature range 10 $^\circ$ to 70 $^\circ$ C.



Muirhead wave analyser and its power unit.



Deflector Coil Characteristics

3. Performance of Frame Coils

(Concluded from p. 151, April 1950)

By W. T. COCKING, M.I.E.E.

SO far as the field efficiency is concerned all the conclusions reached about line coils apply equally to frame coils with only one exception; it is not possible to reduce LI^2 appreciably by using copper screening around core-type coils at frame frequency. With the ring-type iron circuit and normal forms of construction the LI^2 figure for the frame coils is normally higher than for the line. There are two reasons for this; on the one hand the frame coils must necessarily be shorter than the line because the bent-up ends must fit inside the ends of the line coils, and on the other hand the bent-up ends of the frame coils must be longer because they have to pass over the side wires of the line coils. As an example, with the assembly used for the measurements of Table 2 and with ring 2, the line coils have $LI^2 = 1.06$ and the frame coils $LI^2 = 1.32$. For ease of comparison both figures are for the same deflection.

However, at frame frequency the LI^2 figure is not always of the first importance. The energy lost in the resistance of the windings is no longer negligible compared with the energy stored in the inductance but actually greatly exceeds it. The real figure for the deflection power is now proportional to $RI^2 = LI^2 \times R/L$.

Because of this it is theoretically possible to adopt quite different methods of improving frame-coil efficiency. For instance, if the window area of the iron circuit is increased the field efficiency decreases (LI^2 increases) but the winding area increases and so larger wire can be used and the resistance decreases (R/L decreases). If R/L decreases more than LI^2 increases, RI^2 decreases and the efficiency is improved.

In some cases this occurs to a marked extent and low RI^2 figures are possible in spite of very poor LI^2 values. As an example, one commercially-produced core-type coil has $LI^2 = 6.08$ and $R/L = 0.185$ so that $RI^2 = 1.12$, whereas the coil referred to just above with $LI^2 = 1.32$ has $R/L = 1.88$ and $RI^2 = 2.48$. The commercial coil is actually not quite as good as it sounds for its resistance has been reduced so much that it is no longer permissible to ignore the energy stored in the inductance. It is necessary to use the accurate expression $RI^2(1 + 0.105L/R)$ which equals 1.74 in this case. Using this expression also for the bent-up end coil we get a figure of 2.61 instead of 2.48.

Although the commercial coil has only 1/4.6 of the field efficiency the resistance losses are so low that it needs only 1/1.5 of the input power of the other coil.

Although the RI^2 figure, modified if necessary by using the full expression, indicates the power input needed by the coil for deflection it is necessary to be very careful in using it. In practice, the important factor is really the power which must be provided by the valve which feeds the coil, not the power which must be fed to the coil. Under ideal conditions the

two are proportional to each other, and then the lower RI^2 the better. In practice, however, it is not always possible to match valve and coil and when this happens a decrease of RI^2 may be of no benefit; it may merely increase the mismatch and leave the power supplied to the valve from the h.t. supply unaltered.

This is not the place to enter into a discussion of methods of feeding the deflector coil, but it is necessary to realize that in some cases improvements in the efficiency of a frame deflector coil confer little or no practical benefit. The true utility of a frame coil can only be assessed by considering it in conjunction with the valve and coupling circuit.

Even if RI^2 were a direct measure of the practical goodness of a coil when connected in circuit there is not a great deal that can be done to reduce the figure. With a given form of construction RI^2 can be reduced only by increasing the winding area. This can be usually done only by increasing the window area of the iron circuit, which increases LI^2 but reduces R/L more. However, the iron circuit is common to the line and frame coils in most cases and the increase of window area reduces LI^2 of the line coils. The magnitude of the power involved in line deflection is so much greater than in frame that the net result is likely to be an increase in the total power required.

Coil Inductance

So far little or nothing has been said about the actual number of turns on the coils. This is a minor matter with little or no effect on the efficiency, for it affects neither LI^2 nor R/L . If the coils are not fed through transformers, the turns must be chosen to suit the requirements of the valves which supply them with the saw-tooth current; in other words, they must be chosen to match the valves. If transformers are used the number of turns is not at all important because the transformer ratios can be chosen to suit.

Transformers are usual in commercial practice and for the line scan a coil inductance of some 5-10 mH is common. This usually needs 150-200 turns in each coil of the pair. The wire gauge is from No. 26 to No. 32 s.w.g. and is convenient whether the coils are wound to shape or bent after winding. Frame coils have the same order of inductance but they are often a little higher—up to about 25 mH.

In cases where transformers are not used higher inductances are necessary. For the line scan the inductance needed is of the order of 70 mH and something around 500 turns per coil is required. For the frame an inductance of up to about 2 H is desirable in many cases and this will call for something approaching 3,000 turns per coil.

A practical limitation occurs here because it is not

possible to reduce the wire size indefinitely. With the winding area often available 3,000 turns would require No. 46 gauge wire and this is much too weak mechanically for a deflector coil. It is undesirable to use any wire smaller than No. 42 s.w.g. and a limit of No. 40 is preferable. With this last gauge the limit to the turns is around 1,000 per coil in many cases.

To a large extent it is this which limits the possibility of matching the coils to the valve. If it were possible to reduce the wire size without limit it would be possible to wind on turns until the voltage drop across the resistance of the coils reached the limit set by the valve and h.t. supply. The current would then be a minimum and optimum matching would be obtained. As it is, the voltage drop across the coils is often well below that permissible in the valve circuit and the current must be correspondingly increased.

The same factor arises, but in a different way, even when transformer coupling is used. It is no longer in the deflector coil but is transferred to the transformer. It becomes much more complicated to investigate, however, because the matching then becomes tied up with questions of the size, weight and cost of the transformer as well as its efficiency and power of distorting the scan.

There is one form of deflector-coil construction which must be mentioned here because it does permit an unusually large winding space for the frame coils. It has already been briefly referred to and is based on a lamination which acts as a split iron ring for the line coils, while the two halves of the ring form poles for the frame coils. The iron circuit is built from a stack of laminations of the form shown in Fig. 3*. The advantages of this form of construction are two; the winding space for the frame coils is increased and so R/L can be reduced, and the laminations, if earthed, provide screening between the side wires of the line and frame coils. The disadvantages are a relatively low field efficiency for the frame coils, for an appreciable amount of field closely encircles the side wires, and a field distribution within the c.r. tube which is controlled by the shape of the poles and, therefore, nor readily changed.

An experimental assembly was constructed on a 1¼-in stack of 0.02-in G. L. Scott type S.31 motor-stator laminations. The line coils occupied nearly 60° for each side limb instead of the usual 45° and had bent-up ends. The internal diameter of the split ring formed by the poles was 42 mm. The frame coils were simple slab coils of circular section with a simple bend to clear the tube neck. They did not fully occupy the winding space available and so the R/L figure obtained was not so low as would be possible. The winding distribution in the line coils was also not quite right in this first attempt and there was some barrel distortion of the raster.

The line coils gave $LI^2 = 0.94$, $L = 18.8$ mH, $R/L = 1.56$. The frame coils gave $LI^2 = 2.19$ (for the same 7.5-in deflection), $L = 30.3$ mH, $R/L = 0.81$ and $RI^2 = 1.76$. Although LI^2 is considerably worse than for a bent-up end frame coil, R/L is much lower and the true efficiency is better.

Constructionally, the frame coils are much easier to make than the bent-up end type. The line coils are slightly more difficult than usual, because one end must be bent-up with the iron circuit in place. In addition to the partial screening afforded by the

iron, the line coils can be rotated relative to the frame while the assembly is in operation so that it is easy to adjust the assembly for a rectangular raster and minimum magnetic coupling between the two sets of coils.

One disadvantage is that the raster shape is seriously affected by any imperfections of the lamination assembly. It is necessary to take great care to obtain a true stack and it was found to be only too easy to stack the laminations so that they had a slight twist. A more serious drawback is the lack of control over the frame field distribution. This means that it is not possible with a single type of lamination to make deflector-coil assemblies which are suited to all types of cathode-ray tube. It is mainly this last point which has made the writer view this form of construction with some disfavour, but the difficulty of obtaining a sufficiently true stack to avoid raster distortion is another factor. It is also one which applies to all core-type coils. He has concluded therefore, that the bent-up end coils with a ring-type iron circuit is the best form of construction.

Effect on Focus

So far deflector coils have been considered only in respect of their efficiency. It is, however, necessary that a deflector coil shall produce a rectangular raster evenly focused over its surface even if this entails a sacrifice of efficiency. This matter has to be discussed in rather general terms because actual measurements of defocusing are rather difficult.

With a ring-type iron-circuit, the shape of the raster is governed by the disposition of the side wires of the coils. The focus is also affected by this but also by the end connections. Referring to Fig. 8(a), the diagram shows a section through the middle of an assembly of line coils only. It can be shown that to produce a uniform magnetic field within the tube the turns density should vary as $\cos \theta$, or the total turns

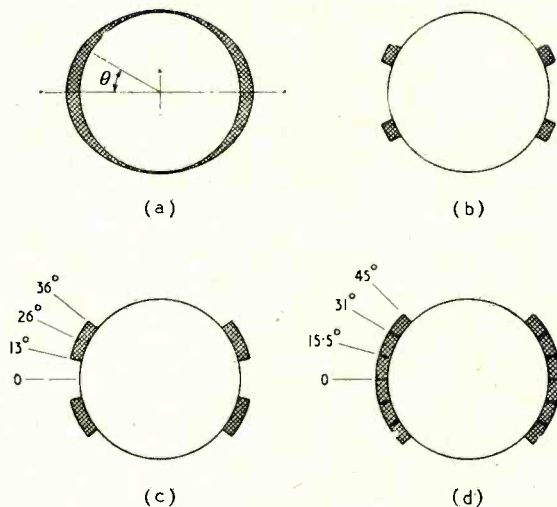


Fig. 8 (a). Shows a graded winding of varying thickness and (b) a small uniform winding. The latter must be centered on a 26° angle (c) for a curved-face tube. A 45° winding with the turns centered on 26° is shown at (d), the turns are distributed by changing the wire size in steps.

* March 1950, p. 97.

as $\sin \theta$. This calls for a winding of varying thickness and is consequently an inconvenient construction.

In practice, the grading of turns is usually made in steps. One way of doing this is to change the wire gauge at intervals during winding; another is to wind the coil in a number of identical sections which are spaced at varying intervals; still another is to wind the coil in evenly spaced sections and to vary the number of turns in each section.

As the number of sections is reduced so the approximation to the gradual distribution decreases and it is at its worst when each side limb degenerates to a single uniformly-wound section as shown in Fig. 8(b). A rectangular raster is easily secured with all these arrangements, but the focus improves as the turn distribution approaches the gradual.

Although it is commonly said that a uniform deflecting field is needed, this is not actually the case. The radius of curvature of the tube screen is greater than the deflecting radius and a suitable non-uniform field is necessary if the raster is to be rectangular; the departure from uniformity is greatest for a flat-face tube. Strictly speaking a deflector coil should be designed for a given tube and each tube type should have its own design of coil. In practice, this is not necessary and one design is usually satisfactory for all curved-face tubes and another for all flat-face types. Because a less uniform field is necessary with the latter it is more difficult to secure good focusing with them.

A uniform field gives pincushion distortion of the raster with all tubes. To obtain a rectangular raster the field must be made increasingly of pincushion shape as the radius of curvature of the tube screen increases, for a pincushion field tends to give barrel distortion of the raster. A coil assembly designed for a flat tube will therefore give barrel distortion on a curved screen and, conversely, one designed for a curved screen will give pincushion distortion with a flat.

The field becomes of the pincushion type as the bulk of the turns shift to small angles in Fig. 8. This means that the $\sin \theta$ distribution must be weighted so that more turns appear for small values of θ and less for large. With the small ungraded coils of Fig. 8(b) the spacing between the adjacent limbs must be decreased.

When both line and frame coils fit around the tube neck, as in the bent-up end type of coil, θ is limited to 45° , for there are eight sets of side wires to fit around the tube neck. It is found that a rectangular raster requires that 50% of the turns lie between 0 and 26° and 50% between 26° and 45° . If the side wires are in one uniformly distributed section, the easiest to make, they must then extend from 13° to 39° as shown in Fig. 8(c). Such a coil can give very good results with a curved-face tube, such as the MW14C. There is some defocusing in the corners but not a serious amount. This distribution was used in the *Wireless World* Television Receiver.

Better focusing and efficiency are obtainable with the full 45° occupied by a distributed winding. A suitable distribution is shown in Fig. 8(d). The first 15.5° section contains 25% of the total turns, the middle section of $31-15.5 = 15.5^\circ$ contains 36.5% and the third of $45-31 = 14^\circ$ the remaining 38.5%. Note that this last section is the inside one of the coil as wound. The distribution is obtained by changing the wire gauge. This winding gives a

better focus, and is somewhat more efficient because there is less waste space. It is more difficult to make, however.

The major defocusing troubles in a deflector coil usually come from the end connections. The field produced by these ends is chiefly in the form of loops encircling the end wires. Some field is necessarily produced in a direction acting along the electron beam and so having a defocusing action.

If the ends are bent-up well away from the tube neck the field which they produce within the tube, where it can affect the electron beam, is relatively weak and very little defocusing occurs. However, such ends take a greater length of wire and so produce a greater total field and the efficiency suffers.

Apart from the end connections, the field produced by the side wires extends beyond the ends of the assembly; it bows outwards from the ends. This is inevitable for it is not possible to terminate a magnetic field abruptly in a uniform medium. This bowing field itself has components acting along the electron beam which affect the focus. The only way of mitigating the curvature of the field is by increasing the diameter of the assembly, but this has a big effect on efficiency.

It is found, in practice, that the end bowing of the field is not serious for an assembly of 36-mm inside diameter. When the end connections are taken as closely as possible around the tube neck some defocusing in the corners does occur and it is desirable to keep these end connections further from the tube. Assemblies giving a rectangular raster and very little defocusing are possible with an LI^2 figure of the order of 1.3 or better.

The effect of the end fields is more serious at the front of the coil assembly where the beam emerges from the field than at the back where it enters it. This is because the beam enters the field on the axis of the tube in the most uniform region of the field and at the greatest possible distance from the end connections. At the front, the beam emerges from the field anywhere over a relatively large area and at full deflection is not greatly separated from the wall of the tube.

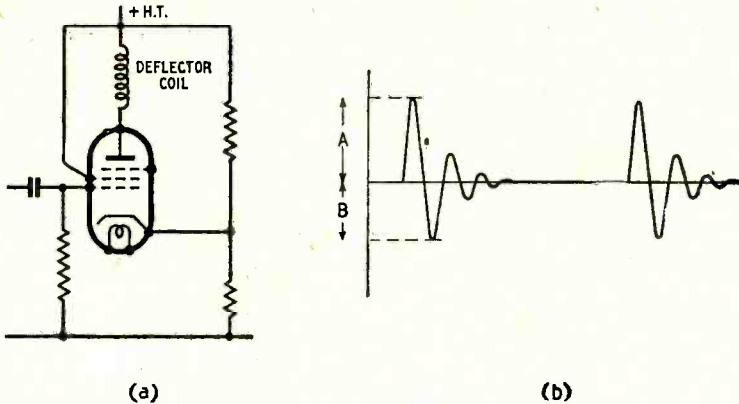
It is clear, therefore, that the front end of the assembly is more critical for the avoidance of defocusing than the back end. Consequently, it is permissible to bend up the back end connections less than the front, and it is advantageous to do so because it reduces the amount of wire needed and improves efficiency slightly.

Iron Losses

Nothing has so far been said about iron losses in the ring or core. Such losses inevitably occur but have no effect at all on the efficiency of the deflector coil as we have been considering it. They can, however, have a big effect on the efficiency of the circuit which feeds the deflector coil.

The importance of iron losses depends on the type of circuit. If critical, or slightly under critical, damping is used, as in the *Wireless World* Television Receiver, the iron losses are unimportant. Indeed, a fairly high iron loss is an advantage since it reduces the power that must be dissipated in resistances. In addition, it provides distributed, as distinct from lumped, damping of any subsidiary resonant circuits which may be formed between sections of

Fig. 9. The line output stage modified as shown at (a) can be used to measure overshoot. The picture seen on a c.r. oscilloscope is shown at (b).



windings and their self-capacitances. In this case laminations as thick as 0.02 in are quite satisfactory and are often to be preferred to thinner ones.

Matters are quite different when the circuit is of the type using a damping diode. It is then desirable to let this valve provide as much as possible of the damping and iron losses should then be kept to a minimum. The inherent total losses are easily measured in terms of the overshoot and from them figures for the Q can be computed. This is unnecessary, however, in many cases for it is the overshoot itself which is important.

The easiest way of measuring overshoot is to include the coil directly in the anode circuit of the line time-base output valve, removing all damping circuits and increasing the bias on the valve so that it remains cut off for, say, a third of the scan period. The input wave should cut the valve off very sharply on fly-back. The circuit is shown in Fig. 9 (a) and in (b) the anode voltage waveform as seen on an oscilloscope. It is usually sufficient to place the oscilloscope input lead near the anode of the valve; if it is connected directly to it, the voltage is usually much too great.

The fractional overshoot is the ratio B/A . It cannot exceed unity and if the measured value is greater, something is wrong with the equipment—probably the oscilloscope amplifier is overloading! An overshoot much over 0.9 is unlikely in practice.

The writer has not so far made many measurements of overshoot, but as an indication of what to expect he has obtained a figure of 0.9 for a deflector coil without iron. The same coil with a 1-in stack of 0.02-in laminations forming a 42-mm diameter ring gave an overshoot of 0.625 only. With a damping diode the circuit efficiency varies very roughly as the square of the overshoot, or in this particular case, in the ratio $(0.9/0.625)^2 = 2$. The deflector coil efficiency itself varies in a 2:1 ratio with and without the iron, so that in this case considering coil and circuit together the overall efficiency would be the same whether the deflector coil had an iron circuit or not.

In practice, of course, a transformer is needed and the iron losses in its core have a marked effect on the overshoot. This modifies matters and makes the deflector-coil efficiency of more importance than the losses in its iron circuit. Nevertheless,

when a damping diode is used it is desirable to minimize the core losses. The laminations used should, therefore, be as thin as possible and of a high grade material with minimum hysteresis loss.

It is usually difficult to obtain thinner laminations than 0.014 in and although these are really much thicker than is desirable, they are appreciably better than 0.02 in. The quantity of iron used must obviously have an effect on the iron losses and it is reasonable to suppose that the use of, perhaps, one-half of the number of laminations needed for a full stack and spacing them out to occupy the full space would appreciably increase the overshoot.

It was shown earlier that this reduces the coil efficiency by only a small amount, so that it would probably be advantageous to adopt this form of construction. This lies in the future, and at the time of writing no measurements have been made to show the possibilities. The matter is complicated by the transformer. This component not only has itself high core losses, but is inefficient on a field basis. Because of the need for high insulation and low self-capacitance the leakage inductance tends to be large. This means that the transformer itself has a large waste field and stores a good deal of energy. Its efficiency is often no more than 50%.

The transformer efficiency does not directly influence the deflector coil but its core losses do, for if the core losses are large the overshoot will be small no matter how small the losses in the deflector-coil iron circuit are made. It will usually be advantageous to try to reduce core losses in one component only when those of the other are of the same order of magnitude. Of course, if the losses in one are very heavy and in the other very small, it is always useful to improve the poorer one, but a big improvement may be needed to be worth while.

Club News

Birmingham.—The first of a series of d.f. tests will be undertaken by members of the Slade Radio Society on 14th May. At the meeting on 12th May the first of a series of discussions on television fundamentals will be opened by R. T. Turner and will deal with time bases. On 26th May D. Symons will describe the construction of a television receiver using ex-Government equipment. Meetings are held at 7.45 in the Parochial Hall, Broomfield Road, Erdington. Sec.: C. N. Smart, 110 Woolmore Road, Erdington, Birmingham, 23.

Sheffield.—The reorganized Sheffield Amateur Radio Club now meets on the second Wednesday of each month at Albreda Works, Lydgate Lane, for technical lectures and on the fourth Wednesday at the Dog and Partridge Inn, Trippett Lane. Sec.: E. Walker (G2LT), 11a Welwyn Close, Intake, Sheffield, Yorks.

Sunderland.—The last of the lectures in the series on valve manufacture, which have been given by members of the staff of Ediswan's to the Sunderland Radio Society, is on "Testing and Inspection" and will be given by H. Booth on 17th May at Prospect House, Prospect Row, Sunderland. Sec.: C. A. Chester, 38 Westfield Grove, High Barnes, Sunderland, Co. Durham.

British Amateur Television Club.—The note on this club in our February issue was a little ambiguous. The purpose of the club is to encourage amateur activity in television transmission. Sec.: M. Barlow (G3CVO), Cheyne Cottage, Dukess Wood Drive, Gerrards Cross, Bucks.

WORLD OF WIRELESS

Europe's Wavelengths ♦ International Video Standards ♦ Component Standardization ♦ Audio Exhibition

Copenhagen Observations

FROM observations made at both the B.B.C. checking station at Tatsfield and the measuring station of the new European Broadcasting Union at Brussels it appears that all the 25 countries who were signatories to the Copenhagen Broadcasting Convention have conformed to it in most respects.

There have, however, been departures from the Plan by some of the non-signatories. Although Spain was not represented at the Copenhagen Conference—because she is not a member of the United Nations—she was allocated new frequencies but has, so far, continued to use the old wavelengths. As many of these come between the frequencies allocated at Copenhagen to other countries there has been considerable interference in certain parts of the Continent. Luxembourg also continues to operate on its old long wavelength as well as on the new medium-wave one.

Some stations in Palestine, Egypt, Andorra, Malta, Austria and Trieste, have not conformed to the Plan and the stations in the American Zone of Germany, for which three frequencies were allocated, are said to be operating on twenty-five. The American Forces Network is using five—Frankfurt, 593 kc/s (10 kW); Stuttgart, 1,061 kc/s (50 kW); Munich, 1,554 kc/s (100 kW); Beyreuth, 548 kc/s (10 kW); Berlin, 611 kc/s (1 kW).

To assist stations in calibrating their transmitters the B.B.C. recently placed the long-wave transmitter at Droitwich at the disposal of the European Broadcasting Union so that details of measured variations could be broadcast throughout the early hours of the morning in English, French and Russian. Stations in Brussels and Paris were also used for this purpose.

Television Standards

MEMBERS of the Television Study Group of the International Radio Consultative Committee (C.C.I.R.)—one of the four permanent committees of the International Telecommunication Union—are visiting countries on both sides of the Atlantic for demonstrations of television preparatory to meeting to discuss international standards. They will have seen American, French and Dutch equip-

ment prior to seeing demonstrations in this country from 26th April to 5th May. On the following day the committee will open its meeting in London which is scheduled to last eight days.

Plans have been made for the 50 or so members of the committee, representing the governments and radio industries in fifteen countries, to visit research establishments of the B.B.C., G.P.O. and the industry.

News in Morse

A REVISED schedule of the London Press Service morse transmissions from Post Office stations has been secured in response to requests from readers and is given below. The material broadcast in this service "is not copyright and may be used for personal information, distribution or 'house' newspapers." The speed of transmission is from 20 to 27 w.p.m. We are advised that preparations are being made to replace the morse transmissions to the Near and Middle

East by a Hellschreiber service.

The number in the fourth column of the table indicates the zone of reception (1, Europe; 2, Near and Middle East; 3, Africa; 4, N.E. Asia; 5, Australasia; 6, India; 7, S.E. Asia; 8, N. America; 9, S. America).

R.E.C.M.F. Report

THE seventeenth annual report of the Radio and Electronic Component Manufacturers' Federation records that nearly one-third—approximately £4,000,000—of the total value of the radio industry's exports during last year was of components and associated products exported direct.

The question of standardization has again been considered at some length by the Technical Panels of the Federation. From the component makers' viewpoint, standardization—particularly dimensional—has much to commend it since it simplifies tooling and production, but it is pointed out that it is not a matter for the component manufacturer alone. The principal difficulty in the way of introducing greater standardization is the reluctance of many manufacturers to restrict their individuality of design. Moreover, the "modern radio and electronic component is a maid of all work" being used in equipment ranging from domestic receivers to electro-encephalographs.

At the annual general meeting on 29th March the representatives of the following firms were elected to the Council for 1950-51: Belling & Lee, British Centralab, British Electrolytic Condenser, Bulgin, Garrard, Long and Hambly, T.C.C., Westinghouse and J. & H. Walter.

B.S.R.A. Exhibition

PLANS for the exhibition of recording, reproducing and audio equipment, which is being organized by the British Sound Recording Association for 20th and 21st May, include space for some twenty exhibitors and demonstrations of manufacturers' equipment in a separate hall. Mobile recording equipment provided by the B.B.C., E.M.I., Pathé Pictures and M.S.S. Recording, will also be on view.

The exhibition will be held at the Waldorf Hotel, Aldwych, London, W.C.2, from 2.30 to 6.0 on the 20th and from 10.30 to 6.0 on the 21st. Admission will be by catalogue, price 1s.

I.A.R.U. Jubilee

TO mark the 25th anniversary of the formation of the International Amateur Radio Union, a congress is being held in Paris from 17th to 20th May under the auspices of the Réseau des Emetteurs Français.

Two committees will be selected

G.M.T.	Call	Freq. (Mc/s)	Zones
0015-0045 ...	GPN	11.645	8
0100-0330§ ...	MIK	9.725	8
0100-0415§ ...	GIN	10.960	9
0130-0315 ...	GII	6.985	1, 2
	GIB	11.980	3
0445-0545* ...	GBI	10.865	2
0945-1045* ...	GCV	19.365	4
1100-1200* ...	GIM	12.975	1, 2
	GCV	19.365	4, 5
1115-1215† ...	GPA	20.100	6, 7
1200-1300† ...	GCF	19.005	3
1215-1315* ...	GPA	20.100	6, 7
1330-1430* ...	GIM	12.975	1, 2
	GDZ	13.910	4, 5
	GCF	19.005	3
1445-1545* ...	GPF	16.190	2
	GPA	20.100	6, 7
1600-1700* ...	GIM	12.975	1, 2
	GBI	10.865	4, 5
	GCF	19.005	3
	GAG	17.105	6, 7
1700-1800* ...	GAG	17.105	6, 7
1700-1800† ...	GBI	10.865	4
1815-1945 ...	GIB	11.980	7
	GBI	10.865	4
1830-1930* ...	GKU3	12.455	1, 2
1945-2045* ...	GIB	11.980	6, 7
	GBI	10.865	4
2100-2200* ...	GCI	8.730	1, 2
	GAH	8.065	4, 5
	GAO4	14.905	3
2215-2315* ...	GCX	8.920	6, 7
2330-0100‡ ...	GII	6.985	1, 2
	GAH	8.065	4
	GIB	11.980	3
	GIX	8.920	6, 7
2330-0045* ...	GAV	14.455	9

* Weekdays only.

† Alternate Fridays.

‡ Terminates at 0030 on Mondays.

§ From 0100-0345 on Mondays.

|| Mondays excluded.

from the delegates; one will deal with licensing regulations and the other with technical matters such as interference and propagation and with the proposal that amateurs should co-operate with the International Scientific Radio Union (U.R.S.I.) in undertaking scientific observations. The R.S.G.B. is submitting a paper on the latter subject.

Indexes

It is regretted that there has been some delay in producing the index to the 1949 volume of *Wireless World*. It will be available this month, price 1s 3d by post, from our Publishers. Cloth binding cases for the volume are also obtainable, complete with index price, 4s 10d including postage. Our publisher can undertake the binding of readers' issues; the cost, including binding case, index and postage on the bound volume, is 13s 3d.

Copies of the 56-page index to the Abstracts and References Section of our sister journal *Wireless Engineer* are still available. The index includes subject and author sections and a list of the names and addresses of the 180-odd journals regularly scanned for abstracting. The index is obtainable from our Publishers, price 2s 8d.

Pioneer Craftsman

A LIST of the jobs on which E. F. Hills (see photo) has worked since he joined Marconi's W.T. Company in 1903 as a tool and instrument maker reads like a potted history of radio. He started with the ten-inch spark coil, which formed the heart of early transmitters like the one shown in our Marconi Marine Jubilee photo last month. Mr. Hills made one of the first facsimile transmitters; he worked on Navy arc sets in the 1914-18 war and on radar in the last war. In 1948 he transferred to the near-by English Electric Valve Company's works, and is now making jigs for assembling television camera tubes (see page 162).

OBITUARY

It is with regret that we record the death on 23rd March of Daniel Bonney, head of the External Relations Division of the English Electric and Marconi group of companies and director of nine overseas associated companies. He had been with Marconi's for 24 years having joined the company when he was 22.

We also regret to record the death at the age of 49, of F. A. Cobb, M.P., Assoc.I.E.E., who, for the past three years has been managing director of Electronic Tubes, Ltd., of High Wycombe, Bucks. He was on the engineering staff of 2LO in the early days of the B.B.C. and from 1926 to 1929 was chief engineer of the Indian Broadcasting Company at Calcutta.

The death is also announced of G. H. Nash, C.B.E., M.I.E.E., at the age of 69. From 1911-1928 he was

Chief Engineer of Standard Telephones and Cables, and was a director of the company from 1927-1938. He also held a number of executive positions in international telegraph and telephone concerns. From 1942-1945 he was Deputy Director at the Ministry of Aircraft Production.

PERSONALITIES

Sir Edward Appleton, who prior to his appointment as Principal of Edinburgh University was Secretary to the D.S.I.R., has had a further honour conferred on him. He has been awarded the Sir Devaprasad Sarvadhikary Gold Medal for 1949 by the University of Calcutta. The medal is awarded biannually to "one of the most famous scientists of the age."

Major-Gen. L. B. Nicholls, C.B., C.B.E., M.I.E.E., who retired from the Army in 1947 to become a director of Cable and Wireless, has been appointed managing director of the company in succession to John Innes, C.B., B.Sc., A.M.I.E.E., who has retired. After commanding the Second Divisional Signals in France in the early months of the war, he served as Chief Signals Officer successively in the Middle East, North Africa and Europe.

Prof. E. B. Moulin, M.A., Sc.D., president, and W. K. Brasher, M.A., secretary, of the Institution of Electrical Engineers, are representing the Institution at the second Commonwealth conference of representatives of engineering institutions being held in Johannesburg in April.

P. G. A. H. Voigt, B.Sc., A.M.I.E.E., has gone to North America to explore the high fidelity position in Canada with a view to introducing in the

Dominion the Voigt loudspeaker produced by Voigt Patents, Ltd., of which he is a director.

H. J. Leak, M.Brit.I.R.E., director of the firm of manufacturers bearing his name, is visiting the Continent to arrange for an exhibition of the company's equipment at the Milan Fair.

Oswald F. Mingay, editor of the Australian *Radio Electrical Weekly*, who has been in this country for some months, is leaving on April 29th for the United States where he will continue his study of the world's radio and television industries. He is due back in Sydney at the end of July having been away 13 months.

B.B.C. APPOINTMENTS

A. R. A. Rendall, Ph.D., M.I.E.E., who joined the B.B.C. Lines Dept. in 1935 and has since successively held the positions of Asst. Head of the Lines Dept. and Asst. Head of the Designs Dept. has been appointed Head of the Designs Dept. in succession to H. B. Rantzen who recently resigned to join the United Nations Organization. Dr Rendall was with the International Standard Electric Corp. prior to joining the B.B.C.

E. G. Chadder, who, since joining the original B.B.C. in 1923, has successively held the posts of Engineer-in-Charge at Aberdeen and Washford, Asst. Supt. Engineer (Transmitters and Studios) and, since 1939, Supt. Engineer (Studios), has been appointed Senior Supt. Engineer (Sound) in succession to L. Hotine who recently resigned.

F. Williams, B.Sc., M.I.E.E., has been appointed Supt. Engineer (Studios), B.B.C., in succession to E. G. Chadder. He joined the Corporation in 1925 and after successively being Engineer-in-Charge of the studio centres at Cardiff, Birmingham and Manchester, was appointed Asst. Supt. Engineer (Studios) in 1940. He became head of the Corporation's Engineering Secretariat last year.

A. P. Monson has been appointed Superintendent Engineer (Recording) in succession to M. J. L. Pulling, who was recently appointed Senior Superintendent Engineer (Television). Mr. Monson joined the B.B.C. in 1933 and became head of the Transcription Recording Unit in 1941 and Assistant Superintendent Engineer (Recording) in 1943. Prior to joining the B.B.C. he was with Creed & Co.

H. W. Baker, for the past four years Engineer-in-Charge of the B.B.C.'s television station at Alexandra Palace, has been appointed Asst. Supt. Engineer (Television). He left Marconi's to join the B.B.C. in 1926 and held the post of Asst. Engineer-in-Charge at Alexandra Palace from 1937 until the television service closed down in 1939. During the war he was Engineer-in-Charge of various B.B.C. transmitters including the high-power long- and medium-wave station at Ottringham.

H. Walker, O.B.E., A.M.I.E.E., has been appointed Engineer-in-Charge of the London television station in succession to H. W. Baker. He has been with the B.B.C. since 1931 and joined the staff at Alexandra Palace just before the station opened in 1936. After serving in the R.A.F. during the war he returned to A.P. as Asst. Engineer-in-Charge when the television service re-started in 1946.



FROM SPARK COIL TO IMAGE ORTHICON.—E. F. Hills, with 47 years of wireless service to his credit, at work in the English Electric Valve Company's factory at Chelmsford

W. Balfour, who, prior to joining the B.B.C. in 1934, was at the G.P.O. station at Portishead, has been appointed Engineer-in-Charge of the B.B.C. studio centre and transmitter at Aberdeen. He succeeds **W. W. Inder** who has retired after seventeen years' service.

IN BRIEF

Licences.—Although the total number of receiving licences (sound and vision) in the United Kingdom decreased by 1,800 during February, the number of television licences increased by 31,200. The figures are: sound, 11,891,200; vision, 316,700.

Amateur Exhibition.—The R.G.S.B. is planning to hold the fourth Amateur Radio Exhibition at the Royal Hotel, London, W.C.1, from 22nd to 25th November.

Radio Officers.—The casualty rate among Marconi Radio Officers during the 1939-45 war was higher than in the Fighting Services—one man in six in the company's war-time staff of 6,000 radio officers lost his life. This fact was given by Sir George Nelson, chairman of the Marconi International Marine Communication Co., at the company's Jubilee banquet which was attended by some 200 guests, including representatives of State and the shipping and radio industries.

"British Plastics," our associate journal, is organizing a plastics exhibition and convention, in co-operation with the British Plastics Federation, to be held at Olympia early in June, 1951.

Television Society.—Attendances at the meetings of the Television Society have increased to such an extent that it has been decided to limit the number of visitors. Admission of visitors will in future be by ticket only, obtainable from the Lecture Secretary, 180 Bromley Road, Beckenham, Kent.

"B.B.C. Television Service" is the title of a 32-page booklet issued by the Corporation giving a short history of the development of television and a technical description of the present system. This 2s booklet is obtainable from the B.B.C., The Grammar School, Scarle Road, Wembley.

FROM ABROAD

819-Line Television transmissions have begun from the new 300-watt station erected at Lille by Radiodiffusion Française. The frequencies are 185.25Mc/s, vision, and 174.5Mc/s sound. Horizontal polarization is employed.

German Amateurs.—A 28-page list of German amateur transmitters is included as a supplement to the 21st January issue of *CQ*, the official organ of the Deutscher Amateur Radio Club. The list includes German nationals only (DL1, 3 and 7) and not members of the occupying powers.

Television and the Cinema.—The growing affiliation between these two forms of entertainment in the United States is exemplified by the announcement that the American Society of Motion Picture Engineers, has changed its name to the Society of Motion Picture and Television Engineers.

Athens - New York direct phototelegraph service was recently opened by Cable and Wireless.

EXPORTS

British-Made Discs, with the trade name "London," are being marketed in North America by the London Gramophone Corp., which is a subsidiary of the Decca Record Co. In addition to the standard 78-r.p.m. records the company is also marketing long playing microgroove discs which are recorded, processed and pressed in this country by Decca. A recent report of the U.S. Dept. of Commerce states that the London Gramophone Corp. is importing 50% of all records going into the U.S.A.

Uruguayan Enquiry.—Tenders for three communications-type receivers covering all broadcasting bands—with characteristics similar to the Hammarlund Super Pro 400X—two all-wave table models with band-spread tuning on short waves and two s.w. and m.w. battery portables with telescopic aerials, are called for by the Servicio Oficial de Difusion Radio Electrica, Montevideo. Tenders for six communications-type receivers are also being sought by the Direccion General de Comunicaciones, Montevideo. Tenders must be presented in Spanish by accredited local agents. The specifications in Spanish are available for inspection at the Commercial Relations and Exports Department, Board of Trade, Room 1080, Thames House North, Millbank, London, S.W.1 (references CRE(1B)47165/50 and CRE(1B)47857/50).

Industrial Enquiry.—An Indian firm, intending to embark on the local manufacture of broadcast receivers, amplifiers, loudspeakers, and a few other accessories and components, wishes to hear from British firms willing to collaborate. Letters addressed under cover to the Editor, enclosed in a stamped airmail envelope, will be forwarded.

Belgian Congo.—Under the Belgian Congo Ten-Year Plan provision is made for the establishment of a wired wireless distribution system in the native city of Leopoldville for which a sum of Frs.612,000 has been provided. Catalogues, specifications and prices covering the supply and installation of the central receiver and erection of distribution wires should be sent without delay to the Gouvernement Général, 6ème, Direction Générale, Kalina, Leopoldville, Belgian Congo.

BUSINESS NOTES

Capacitors.—The production of trimmer capacitors by A. H. Hunt has been discontinued, and the tools and jigs for their manufacture have been acquired by Sydney S. Bird & Sons, of Enfield. The firm of A. H. Hunt is concentrating on fixed capacitors, and has opened a new factory at Wrexham, Denbighshire.

RCA Radar.—A low-priced radar set for small craft and an improved direct-reading Loran equipment, both recently announced by the Radiomarine Corporation of America, are to be distributed in this country by RCA Photophone, of 36 Woodstock Grove, London, W.12. The radar set has 30-kW peak power, works on 3.2cm and has 4 range scales (max. 20 miles).

Scope Laboratories—Australian manufacturers of the 6-second Scope soldering iron—notify us that their factory has been moved to 417, Keilor Road, North Essendon, Melbourne, W.6, Victoria, Australia.

Corner Ribbon loudspeaker described in our January issue is being demonstrated by Peter Hildesley, 73 Grosvenor St., London, W.1. (Tel.: Mayfair 6914).

"Testoscope."—Through a printer's error the voltage and price of the new popular model of the Runbaken "Testoscope" tester were incorrectly given in the advertisement on page 86 of our January, 1950, issue. Voltage should be 160/400, a.c. or d.c., and price 12s 6d.

Telegraphic Address of A. H. Hunt, Ltd., of Wandsworth, London, S.W.18, has been changed to "Capacitors, Put, London."

MEETINGS

Institution of Electrical Engineers

Commemoration of the Centenary of the birth of Oliver Heaviside on May 18th. "Heaviside, the Man," by Sir George Lee, O.B.E., M.C., at 3.0; "An Appreciation of Heaviside's Contribution to Electromagnetic Theory," by Prof. Willis Jackson, D.Sc., D.Phil.; "Heaviside's Operational Calculus," by Prof. B. van der Pol, D.Sc.; "Fifty Years' Development in Telephone and Telegraphy Transmission in Relation to the Work of Heaviside," by W. G. Radley, C.B.E., Ph.D., and "Some Unpublished Notes of Heaviside," by H. J. Josephs at 5.30.

Radio Section.—"A Million-volt Resonant-cavity X-ray Tube," by B. Y. Mills, B.Sc., B.E., at 5.30 on May 10th.

The above meetings will be held at the I.E.E., Savoy Place, London, W.C.2.

Northern Ireland Centre.—Faraday lecture on "Radar" by R. A. Smith, M.A., Ph.D., at 7.30 on May 2nd at the Wellington Hall, Belfast.

South Midland Radio Group.—"Some Electromagnetic Problems," by Prof. G. W. O. Howe, D.Sc., LL.D., at 6.0 on May 1st at the James Watt Memorial Institute, Great Charles Street, Birmingham.

British Institution of Radio Engineers
London Section.—"Multi-station V.H.F. Communication Systems Using Frequency Modulation," by E. G. Hamer and W. P. Cole, B.Sc., at 6.30 on May 25th, at the London School of Hygiene and Tropical Medicine, Keppel Street, London, W.C.1.

Merseyside Section.—"History and Development of Rediffusion Systems," by M. Exwood, at 7 on May 3rd, in the Accountants' Hall, Derby Square, Liverpool.

South Midlands Section.—Visit to Sutton Coldfield television station May 27th.

Institute of Navigation

Symposium of papers on "Marine Radio Position Fixing Systems" at 4.0 on May 19th, at the Royal Geographical Society, 1, Kensington Gore, London, S.W.7.

British Kinematograph Society

"Motion Pictures for Television," paper prepared by the American Society of Motion Picture and Television Engineers at 7.15 on May 2nd at the Royal Society of Arts, John Adam Street, London, W.C.2.

Hull Electronic Engineering Society

"Electronic Counting Equipment" by Cinema-Television, Ltd., at 7.30 on May 12th, at the Electricity Showrooms, Ferensway, Hull.

THE

“Ohm’s Law” of Electrostatics

Apparent Paradox of the Electrostatic Voltmeter

By “CATHODE RAY”

PEOPLE who teach electricity to those who intend to mess about with bells and lamps and kettles and even with motors usually rely heavily on water pipes and pumps for their illustrations, and fight shy of electrostatics. But if the instruction is with a view to radio, that won’t do. For radio is full of capacitors, and people who have learnt to think of electricity only as currents can’t cope with it. To them, a capacitor is just a break in the circuit.

So we radio people have to go through electrostatics—charged bodies, pith balls, and all. And if that seems too cobwebbed to be worth serious attention—well, perhaps that is why the behaviour of electronic circuits is sometimes perplexing. Although many people go along quite usefully for a time on a hazy idea of these fundamentals, sooner or later they get stuck. So I hope nobody will think the subject of the following discussion is out of place in *Wireless World*.

One of the first things we are taught in electrostatics is “Like charges repel; unlike charges attract.” The pith balls and gold-leaf electroscopes are brought in to demonstrate the truth of these statements, and (provided the teacher has had the supreme good luck to hit on a nice dry day for it) the repulsion and attraction are duly demonstrated. Irrespective of whether the demonstration was a success or not, however, we are faced with the unanimous ruling of the wise men that two charges, q_1 and q_2 , concentrated at points separated by a distance d , repel one another with a force equal (if the right units are used) to $\frac{q_1 q_2}{d^2}$

(To avoid unnecessary complications we shall assume the permittivity is 1 every time.)

If q_1 and q_2 are like charges—both negative or positive—the result is positive; but if they are unlike charges it is obviously negative, and of course a negative repulsion is an attraction.

Although charges concentrated at points are impossibilities, so that nobody can demonstrate the above law accurately by direct experiment, indirect methods of proof have been quite successful.

So far so good. We go ahead and draw imaginary lines coming out of positive charges and ending on negative charges to represent the electric field with its attractive force, and learn that there is a continuous fall of potential along them. We also learn that if the opposite charges are on parallel metal plates the plates attract one another, with a force proportional to the square of the voltage between them, and that this is the principle on which the electrostatic voltmeter works. An electrostatic voltmeter is really just a small variable capacitor, with one set of plates so delicately mounted that even the very small attractive forces that arise in

practice make the plates move and indicate the voltage. Since the force is proportional to V^2 , it makes no difference whether the voltage is $+V$ or $-V$.

The first feelings of uneasiness may occur when one hears it explained that it is only the *difference* of potential that counts, and that although $+100$ volts is a high potential relative to -100 V or even 0 V, it is at the same time a low or negative potential relative to $+200$ V. If, then (we say to ourselves) the potential difference and hence the attractive force between any two bodies is the same, regardless of whether their respective potentials are -50 V and $+50$ V, 0 and $+100$ V, or $+100$ V and $+200$ V, what happens to the doctrine that “like charges repel”? Or, sticking to that doctrine, so convincingly demonstrated, what about the electrostatic voltmeter? Can it be used to measure the voltage across the anode resistor in Fig 1, which has both its ends positive? Or will its pointer move backwards off the scale because its plates, bearing “like charges,” repel one another? If so, what happens when the earth is disconnected? And does the voltmeter still refuse to work properly if one terminal is at $+0.001$ V and the other at $+600.001$ V? If not, why not? And are you still perfectly clear about the whole affair? If you are not, you may care to read on.

What is meant by an electric charge? There are various ways of defining or describing it. One may think of charges as the things which, when in motion, are an electric current. Electrons are (or carry) small negative charges. But the mere presence of electrons is not enough to charge anything. Generally there are equal numbers of positive particles, which cancel out the external influence of the electrons, so that no electrical effects can be detected. A single electron by itself is a very minute negative charge, and behaves in the special ways which we describe as electrical. So does a unit composed of

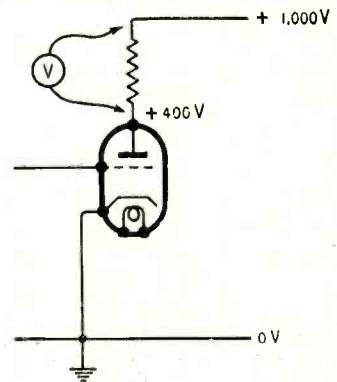


Fig. 1. Can an electrostatic voltmeter be used to measure the voltage between two points of the same sign?

1,000,001 electrons and 1,000,000 positive particles—except, of course, that its greater mass prevents it from moving about as nimbly as an unattached electron. Similarly, one positive particle (such as an ion), or a combination of 1,000,000 positive particles with 999,999 electrons, is a minute positive charge.

The important fact about charges is that there is a force of attraction between opposite kinds, tending to bring them together again into the neutral or unelectrified state. Hence the attraction between oppositely-charged pith balls, or plates of an electrostatic voltmeter. If you want to charge anything—that is to say, to separate negative from positive particles—you have to use an electromotive force, reckoned in volts, to do it, and in doing it you set up a back voltage tending to discharge. This back voltage is generally called the difference of potential between the two places where the separated opposite charges have been made to go, and the routes along which the attractive force between them acts are called lines of force.

The difficulty about really fundamental things like electric charges is that there is nothing more fundamental that can be used to describe them. If you have to give a detailed description of a building, it is quite easy. You can say how many bricks or stones compose it, and how they are arranged, and what materials are used for decoration, and so on. You can take for granted people know what bricks and paint and paper are. But it is more difficult to describe the raw materials; and the difficulty increases the farther back the inquiry is pressed. When it comes to describing electrons, we can say a lot about what they do, but really nothing at all about what they *are*. For us to do that, they would have to be made of still more elementary parts, and so far as we know they aren't. So fundamental things can only be discussed in terms of mental pictures, analogies, mathematical "concepts," etc., such as "lines of force." This is very helpful in enabling people to make practical use of things they really don't understand. The fact that nobody knows what electrons are has not prevented millions of people from making use of them in most complicated and ingenious ways—in radio sets, for example. Usually all concerned manage to agree to use the same mental pictures when they discuss these fundamental things or perform the calculations necessary to exploit them to the best advantage.

Although these concepts are so helpful, and it is

difficult to see how we could carry on engineering and other applied sciences without them, they are dangerously liable to mislead us into accepting them as realities. It is rather like a clerk at some head office, whose life is so bound to his figures of manpower and output that he forgets that they are only artificial symbols of the real things in the factory.

Lines of force, for example. We know by experiment that exceptional things happen in the space around what we are pleased to call "electrically charged bodies." We just don't understand why or how these things happen, but it has been found by careful study that they always happen in certain definite ways and with certain numerical relationships. So scientists have defined various quantities such as charge and potential, and have enunciated various "laws" connecting them, and to help you and me to grasp these they have imagined such things as lines of force. Owing to the care with which these things have been defined, they make up a consistent system, and one can work about with them and design electrical appliances and predict their performance with confidence. But they are quite arbitrary. If there are beings in Mars who have studied these things they may have quite a different way of thinking about them, yet leading to the same results.

So with this in mind, let us look into the charge and potential question.

We had got as far as the basic fact that we can't have one without the other. Suppose you have a light tinfoil-covered ball suspended in the room by an insulating thread. To charge it, you have to apply an e.m.f., as in Fig. 2. What the e.m.f. of the battery does is to remove electrons from the ball and transfer them to earth. These electrons still maintain their mysterious bonds of affinity with their positive partners left on the ball, and calling these bonds "lines of force" helps us to visualize them but doesn't actually explain anything. What we do know is that they show up as a voltage—a "potential difference"—between ball and earth; and when enough electrons have been transferred to make this p.d. equal to 1,000 volts (in this case) the current ceases, because the battery can't hold back a greater voltage than its own. We say the ball is charged to + 1,000 V. It would be equally true to say that the earth is charged to - 1,000 V (relative to the ball); but nobody *would* say so, because it has been agreed, for general convenience, to refer all potentials to earth, whose potential is arbitrarily called zero. Except with this understanding, it is meaningless to say anything has a certain potential. All we can

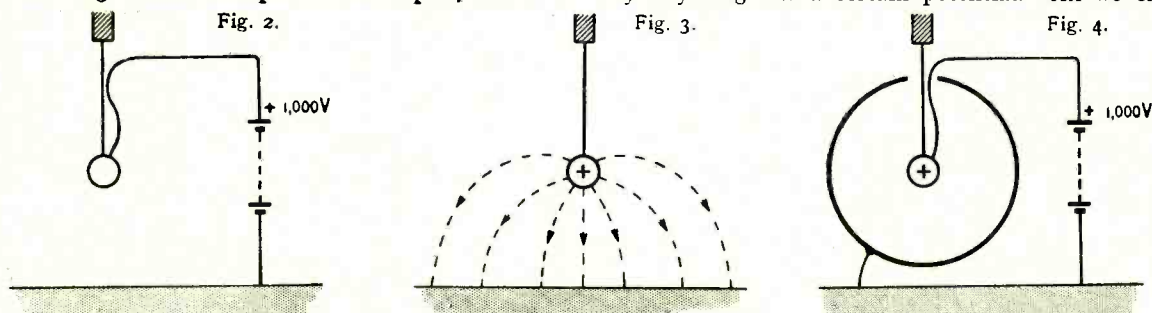


Fig. 2. First stage in a charging experiment. An insulated ball is charged to + 1,000 volts. Fig. 3. Second stage: the charging battery is removed. Fig. 4. First stage of second experiment: an earthed globe surrounds the ball while it is being charged.

Fig. 5. Second stage, corresponding to Fig. 2. Fig. 6. First stage of third experiment: the globe is at + 1,000 V. Fig. 7. Second stage: the globe is charged, but the ball is uncharged although it is at a potential of + 1,000 V.

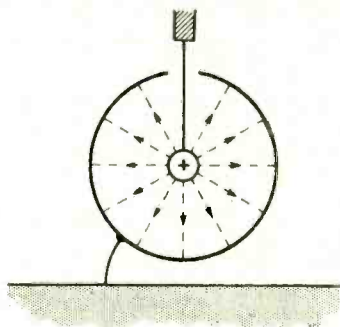


Fig. 5.

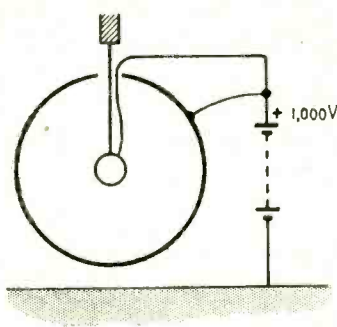


Fig. 6.

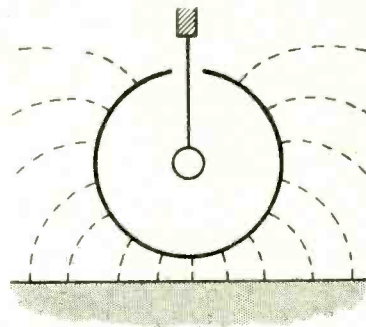


Fig. 7.

know is that there is a certain potential difference between it and earth or any other specified location.

By taking note of the amount and duration of the charging current, we could measure the charge needed to cause the p.d. of 1,000 V. The amount of charge needed to set up a given p.d. is very important in practice, and has been given the special name "capacitance." If the 1,000-V battery transferred 24,960,000,000 electrons (= 0.004 microcoulomb), the capacitance would be 0.004/1000 microfarad, or 4pF. The bigger the ball, and the closer to earth, the greater the capacitance. That part of the story is likely to be familiar to all readers; in fact, people who work much at radio and kindred arts soon find themselves able to visualize capacitance and estimate its magnitude far more readily than the potentials and charges themselves. It is therefore a particularly valuable "concept." The relationship which expresses it, $C = Q/V$ (where Q is the charge and V the p.d.) is about as important in electrostatics as $R = E/I$ in current electricity.

In Fig 3 the battery has been removed; and as the connection to earth has gone with it the electrons have been unable to get back, and the ball remains charged to + 1,000 V. To emphasize this, a few lines of force have been dotted in. They show the paths electrons would take if they were free to fly across the space from earth to ball. (Unfortunately the conventional plus-to-minus arrows point in the opposite direction.)

Next, suppose the experiment to be repeated with the ball at the centre of a hollow metal globe connected to earth (Fig 4). The result (Fig 5) will be very much the same, except that all the lines of force will end on the globe. They could not go through it to earth, because a line of force between globe and earth would indicate a p.d. between them, and that is impossible so long as there is a connection of negligible resistance between the two, making the potential of the globe the same as that of earth. Exact measurement would show that the charge was greater this time, indicating a greater capacitance. That is a well-known result of shortening the lines of force.

Lastly, after having taken care to discharge the ball by earthing it, repeat the experiment with the globe connected to + 1,000 V. (Fig 6). This time it will be found that the ball won't charge at all. No charging current flows through the connection to it from the battery, though of course a comparatively large current will have flowed into the globe to charge

it to 1,000 V. But since the ball and the globe are at the same potential, there can be no lines of force between them, so no charge on the ball. This agrees with our "law," $C = Q/V$, in the form $Q = VC$, which indicates that zero V between two things with capacitance to one another (such as the globe and the ball) necessarily means zero charge. Looked at another way the ball has no capacitance to earth (because screened by the globe), so that even when there is a V to earth there can be no Q .

Charge and Potential

So we see that being at a high potential (to earth) doesn't necessarily mean being charged. If the surroundings are at the same potential there can be no charge, and so no forces. For example, the fact that both sides of the electrostatic voltmeter in Fig 1 are positive to earth need not mean that they are both positively charged. With a little care in arrangement, any question of repulsion and consequent errors in readings can be kept out of it, without limiting the use of the instrument to points that are of opposite potential to earth.

Suppose we have two parallel plates, with a p.d. of 100 V between them. This will cause a certain attractive force, tending to pull them together. What we want to be quite clear about is what difference it makes if the plates are at, say, + 50 and - 50 V, + 100 and 0V, or + 200 and + 100 V.

Fig 8 shows the first of these. The battery main-

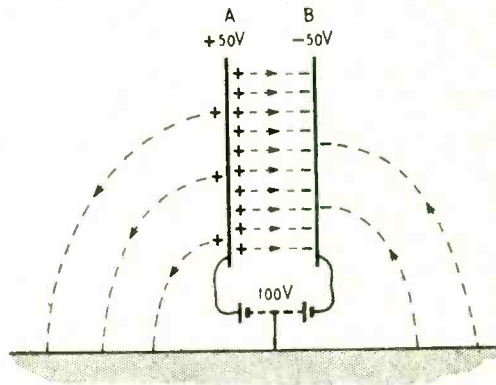


Fig. 8. State of charge when two plates, with a p.d. of 100 V, are respectively positive and negative to earth. A is assumed to have a larger capacitance to earth than B.

tains the 100-V p.d., and if we know the capacitance between the plates the charge follows from $Q = VC$. Suppose it is 10 units, each represented in the diagram by a + and - sign with a dotted line of force linking them.

So much for the internal situation. Externally, A has a certain capacitance to earth, and is being held at + 50 V with respect to it; so it must have received an additional charge. If the capacitance of A to earth is, say, 0.6 times its capacitance to B, this charge will be 3 units, as indicated. (Remember the p.d. to earth is only half that to B.) Similarly, if the capacitance of B to earth was 0.4 times its capacitance to A, it would have an additional negative charge of 2 units. These external capacitances are larger than would be likely in practice, in order to make the diagrams clearer. But the principle is the same whatever the values. So besides being attracted to one another, A and B will be attracted to earth (in its widest sense). The net attraction between A and B is reduced by the capacitances to earth. If A and B were the plates of an electrostatic voltmeter, such counter-attractions would cause variable errors unless precautions were adopted.

Fig 9 shows the plates with the same p.d. between them, but the potentials to earth are 100 V and zero respectively. So there is no extra charge on B, but A has to carry twice as much as before. Considering only the "internal" charges, the fact that B carries as many units as A, although it is at zero potential while A is at + 100 V, may seem rather strange. But the capacitance between B and earth, when they are short-circuited, is infinitely great, so any charge on B is possible without p.d. to earth.

In Fig 10 both plates are positive; but as there is the same p.d. between them as before, the internal situation is unchanged. Compared with Fig 9, the external charge on A is doubled, owing to the doubled voltage; while now the external charge on B is positive. The net charge on B is therefore only 6 negative units; the remaining 4 needed for internal affairs are derived from a separating-out of the electrons and positive ions composing B.

If A were the moving plate of a voltmeter, it would be attracted more strongly to the surroundings than to B, so would read lower than zero! If, on the other hand, it were the fixed plate, the external attraction wouldn't matter. Making B the moving plate would be all right so long as it was earthed, as in Fig 9. But at any other potential, as in Figs 8 and 10, there would be error due to the counter-

attraction of earth. This can be overcome, however, and the instrument made suitable for use under conditions such as Fig 1, by surrounding the moving plate with a metal screen connected to the fixed plate. This makes the counter-attraction always the same at any scale reading, so that it can be allowed for in the calibration.

Just to complete the series we might add Fig 11, showing the situation with zero p.d. between the unshielded plates. Here all the lines of force have external destinations, so the plates tend to be drawn apart.

When considering the experiment illustrated in Fig 6, we noted that connecting the globe to + 1,000 V put the previously earthed ball in such a condition that no charge moved on to it when it was connected to + 1,000 V. Seeing that the ball has appreciable capacitance, this can only mean that connecting the globe to + 1,000 V also raised the potential of the entirely insulated ball from zero to + 1,000 V. This, of course, is one of the most popular uses of capacitance—to alter the potential of some part of a circuit without any conducting path.

Yet another deduction from $V = Q/C$ may be of some interest even though it is not often used. Suppose you charge a capacitor and then take it to pieces by pulling the plates apart; what happens to the charge? Well, assuming the insulation remains perfect, so that the charge cannot escape, the only possible result of forcibly decreasing C is for V to rise. So if you want a higher voltage than any you have got, charge a capacitor and then remove one side of it into mid-air!

In any event, put $V = Q/C$ alongside Ohm's Law in your primary kit of mental tools; it is a great help in all these problems.

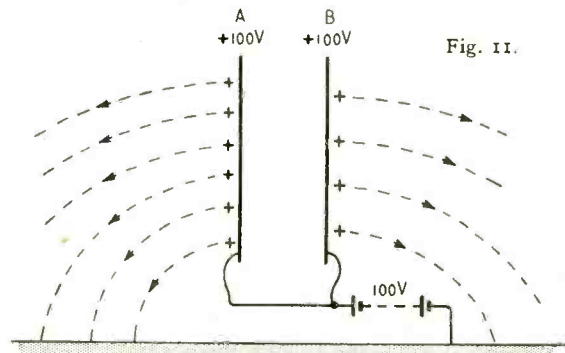


Fig. 11.

Fig. 9. Same p.d. between plates as in Fig. 8, but one plate earthed.

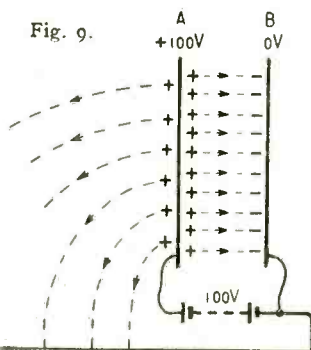


Fig. 10. Same p.d. between plates, but both positive to earth. Part of the negative charge on B is derived from itself.

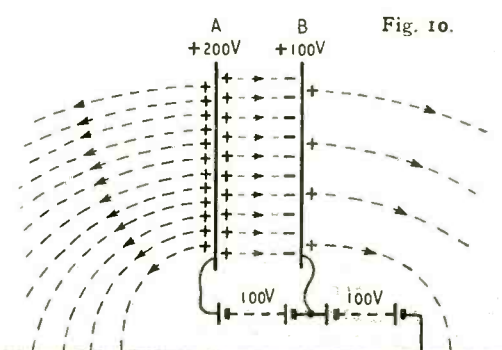


Fig. 10.

Fig. 11. No p.d. between plates; both positive to earth.

Oliver Heaviside and His Layer

An Appreciation of His Work

By SIR EDWARD APPLETON, F.R.S.

THIS month the world of science and engineering is celebrating the centenary of the birth of Oliver Heaviside, mathematical genius and one of the pioneers of electrical communication. It is therefore fitting that some reference to Heaviside's contributions to radio science should be made in *Wireless World*, Britain's oldest wireless journal. Oliver Heaviside was born on May 13th, 1850, at 55, King Street, Camden Town, and died in Torquay on February 4th, 1925. His aunt was married to Sir Charles Wheatstone, the pioneer of electric telegraphy, while his brother was a divisional engineer of the British Post Office, stationed at Newcastle-on-Tyne; so that Oliver, as a youth, was stimulated by a scientific atmosphere of electrical interest. Until fairly recently there was some obscurity concerning the record of Heaviside's doings in his early twenties, but it now seems clear that he actually served as a telegraph operator in the Great Northern Telegraph Company, working at the Newcastle station of the company which operated a cable to Denmark. It was during the four years of his service with the telegraph company (1870-1874) that Heaviside began to publish papers on telegraph theory. He was associated during the same period with his brother in conducting experiments on duplex telegraphy, first over an artificial line and later between Newcastle and Sunderland. But his interests were more theoretical than practical and, in 1872, he started the publication of a stream of papers, mainly fairly short and appearing principally in *The Electrician* and *Nature*, which continued for forty years. These papers were concerned with the propagation of variable currents through wire circuits and the propagation of electric waves through the ether of space, as well as with the development of his own new and vigorous methods of solving differential equations, especially those representative of electrical circuits.

When Heaviside was 38 years of age Heinrich Hertz in Germany succeeded in generating and detecting electric waves. We know that the two men corresponded on scientific matters in a most friendly manner though it seems that they never met in person. Heaviside, of course, lived through the heroic age of the birth and early development of practical radio communication and doubtless pon-

dered a great deal about the question of the propagation of radio waves round the spherical shape of the earth. Indeed, we know that a mathematical friend, G. F. Fitz-Gerald of Dublin, actually put the problem directly to him in 1899 when people were actively discussing whether Marconi's success in communicating over short distances might yet be crowned by the achievement of trans-Atlantic radio transmission. It is not, however, known whether or not Heaviside



Oliver Heaviside, 1850-1925.

worked mathematically at this problem of electric wave diffraction round a conducting earth. All that is available at present in the way of record in this connection is Heaviside's famous suggestion concerning the possible existence of an electrical conducting layer in the higher atmosphere which would facilitate round-the-earth transmission. This occurs in his remarkable article entitled "Theory of Electric Telegraphy," written in June, 1902, and published in the tenth edition of the "Encyclopædia Britannica." The significant passage reads: "There may possibly be a sufficiently conducting layer in the upper air. If so, the waves will, so to speak, catch on to it more or less. Then the guidance will be by the sea on the one side and the upper layer on the other." In the language of to-day it would appear that

Heaviside pictured the space between the spherical surface of the earth and the lower surface of the upper-atmospheric conducting shell as a wave-guide, which, as we now know, will transmit all wavelengths of value less than $2h_0$, where h_0 is the distance between the conducting ground and the conducting layer.

Heaviside was not alone in postulating the existence of an upper-atmospheric conducting layer which facilitated long-distance radio propagation. A similar suggestion was made by Professor A. E. Kennelly of the United States about the same time; and, now that we know such a layer actually exists, it is known as the Kennelly-Heaviside Layer. Its existence was proved directly by observing the succession of signal interference maxima and minima produced at ground level by the direct and reflected rays when the wavelength of a transmitter was gradually varied through a known amount. The height of the Kennelly-Heaviside Layer (or E Layer, as it is often termed) was found to be of the order of 100 km above ground level. It should, however, be pointed

out that it was Heaviside's suggestion rather than the even more detailed formulation of Kennelly that prompted in this country all the early radio work on the ionosphere, as the complex of ionized layers is now termed. Especially important in stimulating my own interest in the subject was the theoretical work of Dr. W. H. Eccles who gave precision to Heaviside's suggestion by expressing it in a modern form, accounting for the layer conductivity in terms of electrons and ions. Also, so far as I am aware, Eccles was the first to use the term "Heaviside Layer."

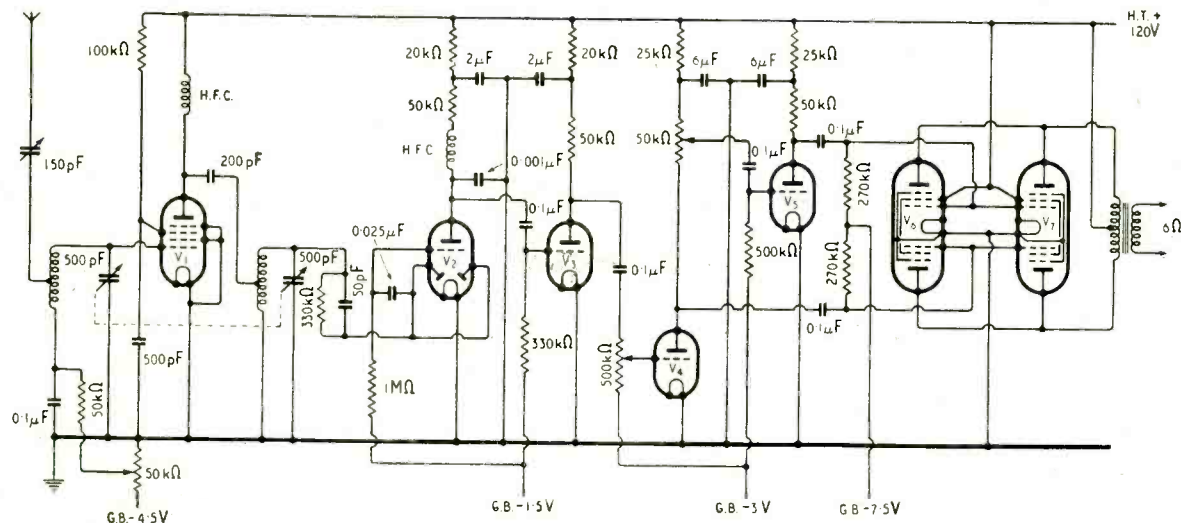
Nowadays the ionosphere is subjected to an hourly sounding of its characteristics at many places all over the world; for, over the last quarter of a century, we have learned how to find the electron con-

centrations in the various ionized layers, and also how to relate such results to the processes whereby radio waves are reflected and refracted at different ionospheric levels. As a result of this work the subject of ionospheric forecasting has developed, whereby it is possible to indicate in advance to the radio-communication engineer the range of radio frequencies likely to be most effective in transmission from one place to another, in any part of the world, at any time and over any distance.

But the original stimulus to all these developments came, as I have said, mainly from Heaviside. As also in the case of his work on operational mathematical methods, Heaviside said the first word about something that many others later developed and extended. That is characteristic of a genius.

Economical Battery Set

For High Quality Reception of Local Stations



DESIGNED by L. Thomas, this straight receiver will give a maximum power output of 3-4 watts for an average h.t. consumption of under 10 mA and an l.t. consumption of 1 amp. Decoupling is sufficient to maintain stability until the h.t. battery voltage falls from 120 V to 90 V.

Since reception of only a few local stations is required, the selectivity given by the two tuned circuits is ample, provided that the series aerial capacitor is adjusted for optimum results. The diode detector plus amplifier, using a double-diode triode (V_2), was adopted because it was found to give better quality than a leaky-grid detector, for the same filament consumption.

The triode phase-splitting circuit does not contribute to the gain of the receiver, but gives markedly better quality than the usual q.p.p. driver transformer. No correction circuits for attenuating high frequencies are used on the two double-pentodes, be-

cause these valves are in parallel, and consequently have a low joint impedance which automatically reduces loudspeaker resonances. In any case, a certain amount of top accentuation is desirable to balance the extended bass response given acoustically by the loudspeaker. This is a 12 in dual suspension model by Sound Sales, Ltd., in a "phase inverter" cabinet. The output transformer is the *Wireless World* model, marketed by M.R. Supplies, Ltd.

A list of the valves used is given below. Unfortunately these have now become "obsolete" or "replacement" types, so in case there should be any difficulty in obtaining them, the "current" types in brackets are suggested as suitable alternatives.

- | | | | |
|------------|---|---------------|--------------------------------|
| V_1 | : | Mullard VP2B | (Cossor 210VPA or Mazda VP23). |
| V_2 | : | Mullard TDD2A | (Mazda HL23DD). |
| V_3 | : | Mullard PM2HL | (Marconi HL2). |
| V_4, V_6 | : | Tungram LD210 | (Marconi HL2). |
| V_5, V_7 | : | Cossor 240QP | (Mazda QP25). |

More About Spot Wobble

Removing "Lininess" from

Television Pictures

By T. C. NUTTALL (Cinema-Television, Ltd.)

THOUGH I am fully in agreement with R. W. Hallows as to the benefits arising from television "spot wobble," in the *March Wireless World*, I cannot entirely agree with the explanation given in that article. What I regard as the correct explanation involves some unusual conceptions, and it is hoped this article will clear up mis-understandings.

Spot-wobbling is an old idea, but in recent years three important applications have been found for it. These are:—

(1) To cover up some faults liable to occur with certain methods of recording television pictures on film.

(2) To reduce screen saturation effects in high-power c.r. tubes for large-screen projection systems, and

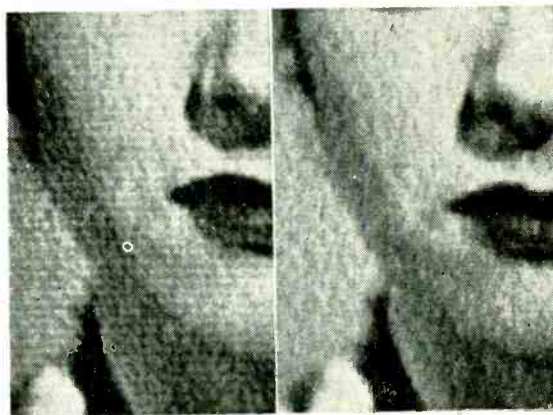
(3) To remove objectionable line structure effects from large, bright, directly viewed television pictures of high quality. It is this third application which has, naturally, excited the widest general interest, and is the one with which we shall be mainly concerned in this article.

Before we can hope to understand how spot-wobble works, we must have a clear idea of the nature of the defects which we intend to correct. I am going to start, therefore, by showing that the simple explanation of interlacing, as normally given, is insufficient to describe all that actually takes place in practice.

In an interlaced system, as we all know, the odd-numbered and even-numbered lines are scanned in separate frame traversals, spaced in time by one-fiftieth of a second; the process is repetitive, so that the full complement of lines will be scanned in any two consecutive traversals. If our circuits and apparatus are working properly the scanned lines will be accurately interlaced on the c.r. tube screen. This, however, is by no means the whole story: accurate interlacing in the observer's eyes involves the two further factors of persistence of vision and fixation of the eyes.

The odd and even lines are presented to the observer as two flashes separated in time by one-fiftieth of a second. He can get the impression of an interlaced set of lines only if his persistence of vision is sufficient to "store" the visual information for the required time.

Now the persistence of vision is very much affected by the brightness of the object being observed, as is shown very clearly by the relations between brightness, frequency and flicker. The earliest television systems used a frame frequency of $12\frac{1}{2}$ per second, but that was when the pictures were very dim. As



Enlarged sections of a television screen picture; one with and one without spot wobble.

the brightness was increased it became necessary to raise the frame frequency to 25 per second and later to 50 per second to avoid flicker. C.r. tubes have improved so much in the last few years that the limit to the brightness we can now use is once more determined by considerations of flicker. (The Americans can use more brightness than we can because their frequency is 60 instead of 50).

We are obviously working in a range of brightness where persistence of vision is no longer sufficient to give the observer the impression of a set of interlaced lines. Instead, he gets the impression of a set of lines (only half of the full number) which *change their position* at each flash. If he allows his eyes to follow the movement he will see this half-set of lines crawling up or down the picture at a rate which will cause them to travel the full height of the picture in about $7\frac{1}{2}$ seconds. This is what I shall refer to as the "crawling line" effect. Even if persistence of vision does not fail us we must still recognize that the observer must keep his eyes still if he is to see the odd and even lines in their correct relative position. But the observer will not keep his eyes still—he will want to follow the movements of objects in the picture. Whenever the observer's eyes are moving up or down he will lose the effect of the interlace, and if the rate of movement approximates to the crawling rate he will become acutely aware of the crawling line pattern. This effect is probably seen at its worst when the B.B.C. wind their titles and captions slowly up the picture, often at the most objectionable speed!

These effects may not appear very serious on a c.r. tube with a poor focus, but then, of course, the general definition will be poor. It is only when we have taken some trouble to produce a bright, sharply focused picture that we realize the seriousness of the crawling line effect. With a good focus, the black-to-white contrast in the crawling line pattern is greater than any contrast in the picture details.

The B.B.C. pictures contain, nominally, 377 active lines, or, say, 188 per frame. When we complain of "lininess" we can be reasonably sure that

the 188 crawling lines are to blame—the 377-line pattern is too fine to be objectionable—so we must concentrate our attention on removing the effects of the 188-line pattern.

We may expect that any method of removing the 188-line pattern must also cause a reduction in the picture definition. This generalization is true only in a qualitative sense, for we shall find that the possible methods differ considerably in the extent to which they spoil the definition. We are, obviously, seeking the method which does the least damage.

We might consider the use of c.r. tubes with elliptical or rectangular spots, or astigmatic focusing systems, etc., but we can reject all these on various grounds. The size and shape of c.r. tube spots are very ill-defined quantities which vary with brightness, and any attempt to put tight limits on them would produce enormous difficulties in design and manufacture. In any case we should find that these solutions do not satisfy our "minimum damage" condition. The required solution must be more cunning than these.

Heterodyne Whistle Analogy

At this stage I would like to introduce a useful analogy with the 9-kc/s heterodyne whistle in an ordinary radio sound receiver. The whistle is unimportant in a poor set, but it comes into prominence when we take steps to improve the "top" response. When this happens, the designer puts in a "whistle filter," and if the filter is sufficiently selective the whistle is cut out with only a small degradation of the sound quality. Our 188-line pattern is a rather close analogue of the heterodyne whistle. It is a pattern, with a clearly defined spacing, which is interfering with our enjoyment of the picture. The first clue which we get from this analogy is that we should take advantage of the regularity of the pattern to use some device which operates to remove this particular pattern in a selective manner.

Suppose that we could produce a c.r. tube with a double spot, so that each line scan would draw two lines, and 188-line scans would draw 376 lines. If the spots were the right distance apart (half the normal pitch of the 188 lines) the 376 lines would be equidistant and all signs of the 188-line structure would have disappeared (see diagrams A and B).

This is obviously a selective system, and it can be shown that it is the most selective system which is theoretically possible. (Our selectivity is limited, compared with the "whistle filter," by the fact that we cannot produce "negative light" on the screen corresponding to the negative half cycles of ripple which can be produced in an electrical circuit).

This theoretically ideal system cannot be used in practice because we cannot make the c.r. tube with the required double spot. At this point we introduce the idea of spot-wobbling. If we could take a tube with a single spot and wobble this spot with a square wave wobble so that the spot occupied one position for half of the cycle and another position for the other half, and if, further, we could make the frequency of the wobble sufficiently high, then the tube would behave in all respects as though it had a double spot (see diagram C). This idea avoids the difficulty of making a special c.r. tube, but it is still not practicable, since there is no possibility of producing a square wave deflection at the frequency required (say about 10 Mc/s). All we can expect to

obtain at this frequency is a sine-wave deflection.


In a sine-wave wobble, the spot is travelling slowly at each end of its travel and is not actually at rest for any appreciable part of the cycle, also it wastes some time, compared with a square wave, in crossing from one side to the other. Nevertheless, the sine-wave wobble gives us a close approximation to a double spot and accurate calculation shows that it is not far short of the ideal. The sine-wave wobble is therefore both practical and a close approximation to the ideal (see diagram D).

The required amplitude of wobble is of considerable interest. It is easy to see that with a square-wave wobble the peak-to-peak amplitude should be half the 188-line pitch, and we would expect the sine-wave wobble to require a somewhat greater amplitude. Accurate calculation (see Appendix) shows that the correct peak-to-peak amplitude is 0.7655 (or, in round figures, say three quarters) of the line pitch.

The correct amplitude is a well-defined quantity; there is nothing arbitrary or empirical about it. If we use a whistle filter in a sound receiver we obviously tune the filter to the whistle frequency. Similarly, if we spot-wobble there is no point in using any other than the correct amplitude. Note that the correct amplitude depends only on the line pitch; it is not affected in any way by the size of the unwobbled spot.

The spot-wobbler can use any frequency between 8 and 10 Mc/s (there is nothing to gain by exceeding 10 Mc/s) but from a practical point of view care should be taken to avoid frequencies likely to produce harmonic interference (e.g., 9 Mc/s, whose fifth harmonic at 45 Mc/s might interfere with the radio receiver). Power requirements are very low, and one very small oscillator valve should be adequate. The biggest practical difficulties arise in connection with screening and decoupling to prevent the whole frequency finding its way to places where it is unwelcome. It is important to avoid any brightness modulation which might destroy the brightness equality of the two "equivalent spots," and so pre-

These diagrams represent a small portion of a single frame (188 lines) of a picture two feet in height. The coarse line structure in A is eliminated in B by the use of a double spot. The same result is achieved in C by the use of a square wave wobble. The practical sine-wave wobble shown in D is a close approximation to the ideal. Viewed from a suitable distance (remembering that the picture height is two feet!) these diagrams give a reasonable indication of the reduction of "lininess". It must be recognized, however, that stationary diagrams of this kind cannot adequately represent what is seen in practice, where the continual shifting of the lines and the phase of the wobble on successive scans produce a blurred appearance compared with the diagrams.



vent the accurate balancing-out of the 188-line pattern.

Major Hallows wrote enthusiastically about the results produced by spot wobbling, and his reactions are typical of observers who have seen pictures on a 20-inch tube supplied for demonstration purposes with the Cintel film scanner installed at Alexandra Palace in May, 1949. When the lininess is removed, observers voluntarily reduce their viewing distance in a ratio of about two to one, which far more than compensates for the slight theoretical loss of definition produced by the spot wobble. The 405-line system is then found to give a very satisfactory degree of definition. It seems probable that the advocates of the so-called "high definition" systems (say 800 lines or so) are expressing their desire for less lininess rather than for more definition. With only a fraction of the complication and expense, spot-wobbling goes a long way towards satisfying this desire.

"Canned" Television Programmes

The other applications of spot-wobbling, although not, perhaps, of such wide general interest, are worthy of brief mention. In recording television pictures on continuously moving film (which method is used, for example, by the B.B.C.) it is often difficult to ensure accurate interlacing, on the film, of the two sets of lines forming each complete picture. The problem is primarily one of optical and mechanical accuracy in chasing the moving film, but is complicated by the rather unpredictable dimensional shrinkage of the celluloid base of the film. Any inaccuracy will result in a "pairing" of the recorded lines. (This will not be discovered until the film is developed, when, of course, it is too late to make any correction!) This defect is shown clearly in the photograph used to illustrate Major Hallows' article. If such a picture were scanned again for re-transmission serious "beat" patterns would result from interference effects between the original and the new scanning lines. Spot-wobbling can be used to avoid this trouble, and the small loss of definition which results is less objectionable than the beat patterns.

The other photograph was intended to show the effect of spot wobbling, but on examination it will be found that definition is lacking in both *horizontal and vertical* directions. Now a spot-wobble can cause loss of definition in *only one* direction, so it must be concluded that the loss of definition in this photograph was not caused by spot-wobbling. I would like to emphasize that this photograph is definitely misleading, as the loss of definition which would be produced by a correctly adjusted spot-wobbler would be so small as to be almost undetectable in a photograph of this size.

In high-power c.r. tubes used for projecting cinema-size television pictures the current density in the scanning spot is more than one hundred times greater than in an ordinary c.r. tube, and produces considerable saturation effects in the fluorescent material. This gives rise in turn to variations in brightness and colour; the latter, in particular, can be rather objectionable. These troubles can be largely overcome by the use of spot-wobbling which has the effect of reducing the current density and making it less critically dependent on exact focusing conditions, in addition, of course, to its normal effect of reducing or eliminating lininess. However, the

non-linear nature of the saturation effects rules out any simple mathematical analysis of the problem so that, in this case, the optimum amplitude of wobble is determined by a process of judicious trial and error.

These modern applications of spot-wobbling were developed, in 1947-48, in the laboratories of Cinema-Television, Limited, who had acquired the patent rights in 1946). So far, spot-wobbling has been used mainly for high-quality demonstrations; as far as I am aware it has not yet been applied to any commercial television receivers, though this may be expected to follow in due course. A word of caution is perhaps not out of place here—spot-wobbling will not cure all television troubles. It will not turn a mediocre picture into a good picture, but it can and does turn a good picture into an excellent picture.

APPENDIX

As the line spacing is regular, the screen brightness is a periodic function of distance measured across the lines and may be expressed as the sum of a mean brightness plus a fundamental (188-line) cosine component plus harmonic components (376 lines, 564 lines, etc.). We are interested in making the fundamental (188-line) component disappear; i.e., we want to make it have zero amplitude. The amplitude of any component may be found by the standard method of Fourier analysis; i.e., we multiply the brightness distribution by the appropriate cosine wave and integrate over one cycle to determine the mean value of the product. If we perform this operation on the brightness distribution of a wobbled spot we find that the integral turns out to be a standard form of the Bessel function $J_0(x)$ where x/π in our case is the ratio of the peak-to-peak wobble to the line spacing. The fundamental (188-line) component will disappear when $J_0(x)=0$. On referring to published tables of the Bessel functions we find that $J_0(x)=0$ when $x/\pi=0.7655$.

Television O.B. Links

AT a recent discussion meeting of the Radio Section of the Institution of Electrical Engineers, it was emphasized that developments in television outside-broadcast technique were continually calling for new types of equipment. Also, increasing demands were being made for means whereby the vision signal could be passed to the transmitter. Before the war some 17 miles of low-loss balanced-pair cable had been laid in the London area; this has since been supplemented by 33 miles of coaxial cable. Connections to this 50-mile cable network can be made, up to distances of a few miles, through ordinary telephone circuits fitted with equalizers and amplifiers. This cable system is now used by the B.B.C. for about half the outside broadcasts, the remainder being passed by a radio link, which has a range of about 30 miles; this range could be extended by using links in tandem. The idea of "breaking in" to intermediate stations of the London-Birmingham radio relay link, though technically practicable, was not envisaged.

To reduce setting-up time, a certain amount of permanent wiring has been installed at places from where outside broadcasts were regularly relayed. Camera cables, however, could not be permanently fitted, as there was danger of deterioration.

As to the outside broadcast equipment itself, it was agreed during the discussion that it could undoubtedly be reduced in size, but the opinion was expressed that this would not greatly shorten the time needed for setting up. The link to the transmitter remained the most important factor.



The author operating the interference tracer.

Television Interference

Tracing an Unusual Source

By A. L. PARSONS, Grad.I.E.E.
(Murphy Radio)

THE writer was recently concerned with a most perplexing case of television interference, the symptoms, cause and tracing of which may be of general interest.


The television receiver screen was sometimes cut in two by a very wide white horizontal band. This might have been diathermy since the interference appeared to me modulated at 50c/s. However, this band would sometimes vary in width and brightness and sometimes the whole picture would break up into a series of white bands moving up and down the screen. Also, these latter symptoms were always accompanied by peculiar vibrations, which seemed to emanate from different components on the television receiver chassis.

It was also noticed that the vibrations bore some similarity to speech and music. Closer observation showed that the vibrations and picture variations were in fact inter-related and eventually it was proved beyond doubt, as a result of making comparisons with the loudspeaker output from a broadcast receiver, that these vibrations and variations were in


direct sympathy with the B.B.C. Light Programme. Photographs of the interference patterns produced, one corresponding with orchestral music and the other with a steady note, are reproduced on this page.

Several different types of television receiver were tried on the same aerial, but in spite of the fact that they employed different intermediate frequencies and, too, that some of them were of the "straight" type, similar interference patterns and vibrations were produced. It should be mentioned here that none of the sets showed any signs of interference on the sound channel. Tuning the oscillators of the superhet receivers over a small range caused no noticeable change in the interference.

With the aid of a Murphy Interference Tracer, Type TS17, the interfering frequency was found to be 44.8 Mc/s, and the source was finally traced to a house 40 yards away. The TS17, which Murphy is supplying to the Post Office, is essentially a highly sensitive eight-valve radio receiver, using miniature components throughout. Power supplies are from self-contained dry batteries, supplying 1½ volts l.t. and 90 volts h.t. An "S" meter and headphones are incorporated. The meter circuits have quick charge and slow discharge characteristics, which are extremely useful when checking impulsive interference. A rod aerial and small loop aerial are provided, and these can be used as required.

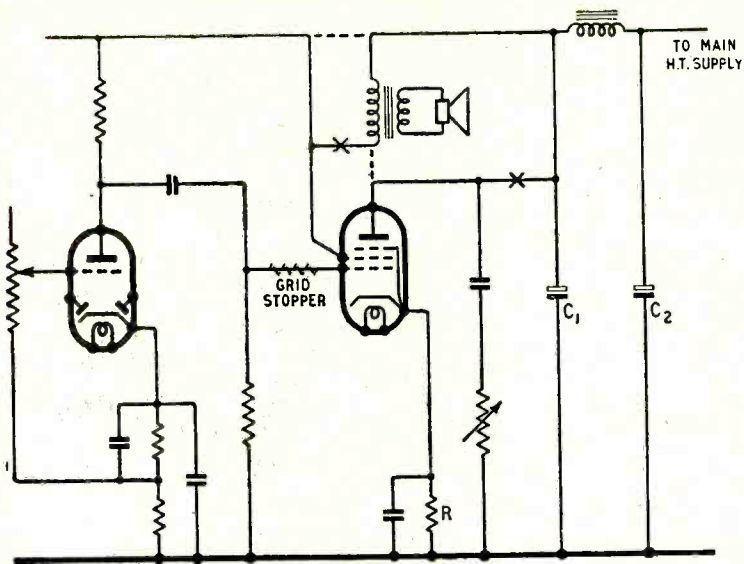


(a)



(b)

Interference patterns produced with a steady note (a) and by mixed high- and low-frequency modulation (b).



The offending output stage. The leads which were disconnected are marked with a cross and the new connections and grid stopper are shown dotted. R was 100Ω instead of 320Ω and both C₁ and C₂ defective.

The interference source was eventually found to be an ordinary universal mains, superhet, broadcast receiver of approximately 1934/35 vintage, and tests showed that while the local oscillator and the i.f. amplifier were in no way to blame, movement of leads in the output stage altered the interference

insertion of a 20,000-ohm grid stopper, as shown in the diagram.

There was still one query: why was the modulation always the Light Programme? The radio set owner soon answered that one when he explained that he "had no time for the Home Service."

NEW BOOK

Recent Advances in Radio Receivers. By L. A. Moxon, B.Sc. (Eng.), A.M.I.E.E. Pp. 178 + v; figs. 92. Cambridge University Press, Bentley House, 200, Euston Road, London, N.W.1. Price 18s.

THIS book is the latest to be issued in the "Modern Radio Technique" series and, to quote the publishers' note, "is intended for readers familiar with the technique of designing radio receivers in 1939 and concentrates particularly on those advances which were made during the war years." This is a more accurate indication of the scope and content of the book than the title.

The book is short and, of the 178 pages of text, nearly one-half is devoted to considerations of noise in receivers of the radar type. Wide-band i.f. stages are also covered in some detail, including the design of multiple stagger-tuned amplifiers. The remainder of the work covers the recent trends in commercial and communication receiver design with some reference to f.m. and television receivers, including "some new circuit tricks."

As we might expect from the authoritative nature of the source, the chapters on noise and i.f. amplification are more detailed than the rest of the book, and much of the material has not appeared under a single cover before. The chapter on noise measurement is particularly commendable and should give the reader the information required to put the subject on a quantitative practical basis.

In treatment and presentation of the subject the book is not, however, all that could be desired; there is a

tendency to use the concepts and jargon of this special field which is hardly in keeping with the declared objectives of the book. Mathematical proofs are studiously, almost laboriously, avoided, whilst condensation of argument has been carried to lengths which, only too often, make the final conclusions appear almost as unsupported statements. There is also a noticeable lack of the explanatory asides and references to establish concepts which make a textbook stimulating and interesting to read. Nor does the author always define his terms or set out his symbols very clearly; for example, on the same page (p. 13) we find the same symbol used for temperature and for pulse-length. Again, on p. 90, we are given a diagram of the response of a multiple stagger-tuned amplifier in which the symbol "n" appears, to find what this particular "n" is (a slightly different "n" has appeared on the previous page) it is necessary, first, to turn up the Appendix, where it appears in an expression, and then look back through the text until it is found, defined implicitly, in another expression! Furthermore, the symbols used are not always in accordance with the B.S.I. recommendations. The book is, however, notably free from errors and misprints whilst the diagrams are always clear.

In short, apart from method of presentation, the major portion of this book is of great value for the useful information it gives in a new specialized field; the later portion, however, tends to be a tantalizing collection of snippets and its main purpose should be to interest the reader sufficiently to turn up the original references.

E. J.

Bloody but Unbowed

MY recent plea (*W.W.*, March, 1950), for the jettisoning of outworn nomenclature by substituting the terms cathode and anode for the misleading negative and positive for batteries and the like, has brought, as I expected, a deluge of protests from the diehards. One of the strongest supporters of the old + and - school of thought is the respected chief engineer of one of our great storage battery makers.

As is fitting, his words are as weighty as the products he fathers but unfortunately his arguments are not. The chief plank in his platform seems to be that the + and - signs have been "a British standard for over 50 years." I do not doubt it, but I would remind him that the



horse represented the British standard of transport for far longer than 50 years and had it not been displaced by the internal combustion engine there would have been far less demand for his products.

In addition he rails against the use of terms of Latin and Greek origin in articles dealing with any aspect of wireless technology. Does he not know that the words "plus" and "minus," which he champions so strongly, belong to one of these two detestable languages?

Other objectors point out that when a cell is supplying power its negative terminal will be its anode but this will become the cathode when the cell is being charged. I can only suggest that they look up the words *κατά* and *ἀνά* in a good Greek lexicon.

The B.B.C. Forsaw It

BUT enough of such matters for I want to say a few words about the plight in which the Americans now find themselves, having foolishly ignored the vast store of television engineering experience accumulated in this country since 1936. According to one of their radio trade jour-

nals, *Successful Servicing*, Feb., 1950, nemesis has overtaken them because they overlooked a menace which the B.B.C. foresaw over fifteen years ago. As you know, the Americans, "puffed up with pride and armed with arrogance"—to quote the words of one of their most famous sons—sniffed disdainfully at vertical polarization and the upright television aerial which we use; instead they adopted horizontal polarization and bird-perch aerials.

Needless to say such an open challenge to American pigeons was accepted. Unfortunately birds are no less stupid than human beings in failing to "pass along the car, please," but gregariously congregate on one limb of the aerial. Even if their weight does not always bend it their ill-distributed body capacitance upsets its electrical constants.

The result is that all the technical talent of the U.S. radio industry is now being diverted from more vital channels into finding a cure for this menace. Heating the aerial elements by eddy currents has proved a cure worse than the disease; while using electric motors to rotate the perches about their own axis is complicated. The most successful device, I should imagine would be to instal a loud-speaker near every aerial to belch forth recorded catcalls.

Radar to the Rescue

SCARCELY a day passes that we do not hear of some new radio application, more especially in the realm of radar. I do my best to keep you *au fait* with these but one development is now brewing which is of such importance that I wonder if I can reveal it to you without inviting the attention of MI5. At any rate, here goes.


I hear on high authority that the Government is much concerned at the number of road accidents involving very ancient cars. The reason for many of the accidents is said to be the drivers' inability, especi-



ally when reversing, to see through the dense clouds of smoke which the cars emit. Operations like reboring or resleeving can cure some of them, but in many cases the patient is too far gone to respond to such treatment.

It is therefore proposed to make an order in Council to make it compulsory for these modern Elijah's chariots—for some of them emit flames, too—to carry radar so that the drivers can see through the smoke clouds. This government order will, of course, mean great activity in the radio factories and I am told it will be given high priority.

A greater diversion of new cars to the home market would seem to my untutored mind a simpler way of solving the problem. But it ill behoves me or any of us radio-men to urge this point on the Government. Let the automobile industry do its own work. For my own part I feel this scheme should be made applicable to all cars and every motorist be made to drive blind, as indeed, so many of them appear to do at present.



"Wrong answer again, Bellamy; it's obviously the time constant of R531 and C672."

Manufacturers' Products

New Equipment and Accessories for Radio and Electronics

Neon Indicators

A RANGE of miniature neon indicator tubes is now available from the General Electric Company, Magnet House, Kingsway, London, W.C.2. They are designed for use on 200-250 V mains supplies, when connected in series with a 0.25 to 0.5 M Ω resistor (1 watt).

Current consumption and other details are given below:—

Type	Supply	mA	Cap	Price
F ...	a.c.	0.5	Small Edison screw	5 d 4 6
G ...	a.c.	0.15	Miniature bayonet, centre contact.	3 6
"Tuneon"	d.c.	0.5	Small Edison screw.	4 6

Radio-Television Console

IN the new Model TRC124 "Ekovision" console (Model TRC1124 for the Midlands), a pre-set radio receiver giving three alternative stations on medium waves and one on long, is combined with an 18-valve television circuit operating a 12in c.r. tube (picture size 10 $\frac{3}{4}$ in x 8in). Basically the design of the television receiver follows that of the TSC102. Focus is fixed with an auxiliary pre-set adjustment for mains voltage fluctuation; the operating controls are "Brightness" and "Contrast." Interference suppression circuits are provided for both vision and sound channels.

The radio receiver comprises three valves, a frequency changer (UCH42), i.f. amplifier and detector (UAF42) and output (10P13). Station selection is by rotary switch, and illuminated indicator panels show the name of the station being received.

Made by E. K. Cole, Southend-on-Sea, Essex, the Model TRC124 costs £75 12s including tax.

New Auto-Radiogram

AN interesting feature of the six-valve superbet circuit of the Model ARG23AE radio-gramophone, made by the Marconiphone Company, Hayes, Middlesex, is the employment of an earthed-grid triode in the signal-frequency amplifying stage.

On the gramophone side the latest lightweight type pickup is

used in conjunction with a new record-changer mechanism handling ten 10in or 12in records, unmixed. A two-position switch gives normal or extended frequency range to suit all types and conditions of record.

The "double-console" type cabinet includes a compartment for record storage, and both the radio tuning panel and record changer compartment are provided with doors. A 10in permanent-magnet loudspeaker is fitted and the rated power output of the amplifier is 5 watts.

Dimensions are 38in x 35 $\frac{3}{4}$ in x 17 $\frac{1}{2}$ in and the price is £108 7s 3d including tax.

New Television Valves

THE range of Mullard valves for use in television equipment has recently been extended to include two new types on the "Noval" (9-pin) base. These valves are a triode-pentode (ECL80) and an r.f. pentode (EF80). Both offer special advantages in the design of television equipment.

The EF80 is characterized by a particularly high slope and is primarily intended for use as an r.f. amplifier, or mixer valve, in television receivers. Its general performance corresponds with that given by the Mullard high-slope pentodes EF50, EF42 and EF91. It has the distinct advantage over these valves, however, in that it can be operated with an h.t. voltage of 170 only as against the usual 250 volts. This makes the EF80 a par-

ticularly useful valve for the transformer-less type of television receivers.

Having separate triode and pentode sections, the ECL80 has a wide number of uses. It enables sets to be designed with the fewest number of valves and thus reduces the size of the equipment. Three straightforward ways of using this valve in television receivers are as follows: (a) pentode section as synchronizing pulse separator, triode section as line oscillator; (b) triode section as frame oscillator, pentode section as frame output; (c) triode section as a.f. amplifier, pentode as audio output valve.


The makers are Mullard Electronic Products, Ltd., Century House, Shaftesbury Avenue, London, W.C.2.

Dielectric Heating Oven

A NEW 5-kW r.f. heating oven for thick plastic pellets and rubber preforms has been introduced by the General Electric Company, Magnet House, Kingsway, London, W.C.2. The salient feature of the design is the large area of the electrodes (24in x 18in) and the continuously variable spacing (up to 6in) which can be adjusted while the set is in operation. The lower earthed electrode slides out on a drawer for ease of loading.

A pre-set matching inductance

The earthed electrode in the G.E.C. 5-kW dielectric heating oven pulls forward for ease of loading.



Mullard Noval-base (9-pin) valves, EF80 and ECL80 high-slope pentode and triode-pentode respectively for use in a.c./d.c. television receivers.



gives wide latitude in adjusting the coupling to the electrical characteristics of the work.

Sound Amplifying Equipment

SEVERAL additions have been made recently to the range of sound amplifying equipment made by Ardenite Acoustic Laboratories, Compton, nr. Guildford, Surrey, and many well established products have been redesigned.

Of chief interest among new products are the Type 360 and 660 amplifiers for a.c. mains. These have outputs of 30 and 60 watts respectively for distortion levels of less than 2%. In both types a low-noise, high-gain input stage (EF37) is followed by a double triode (ECC33) in which one section is used as a phase-splitter to feed the push-pull output stage (two EL37s). In the Type 360 a single GZ32 rectifier supplies h.t. and bias is automatic; in the Type 660 there are two GZ32 rectifiers and a separate selenium rectifier supplies fixed bias. A relay is fitted for h.t. switching, and a guard circuit prevents the application of h.t. until the output plug is connected. The frequency response is 1 db down at 20 and 10,000 c/s and 3 db down at 20,000 c/s. Bass and treble cut controls are included.

The amplifiers are available in cabinet and rack-mounted form, and suitable radio-tuner and mixer units can be provided. Prices are £36 and £45 for the rack types and £45 and £58 for the cabinet models.

Other recent additions to the Ardenite range include the new "Black Prince" moving-coil microphone, the redesigned Type PMBG labyrinth loudspeaker, Types PMDC, PMCH and PMDW diffusion loudspeaker units and the Type PMDII marine loudspeaker in corrosion-resistant silicon aluminium alloy.

Versatile V.H.F. Transmitter

DESIGNED originally to meet certain local requirements at airports, the PT10 transmitter has a wide field of application as a fixed station transmitter for a short-range v.h.f. radio telephone service.

Rated at 12 watts output, the equipment consists of separate r.f. and modulator units, which can be assembled for either rack or

Plessey 12-watt v.h.f. radio telephone Type PT10, assembled for desk mounting

desk mounting and can be combined with a receiver to form a complete radio telephone installation.

For airport use the coverage is 118 to 132 Mc/s and operation is on a single spot frequency in this band, the desired channel being selected merely by plugging in an appropriate crystal and making a few minor tuning adjustments.

Operation of the equipment has been simplified considerably by the use of wide-band inter-valve couplings wherever possible so that tuning adjustments are reduced to a minimum, while pre-set circuits in the audio part of the transmitter check any tendency to overmodulation. Grid, anode and cathode current metres are included for routine servicing and for tuning whenever a new channel is required.


The whole equipment is very compact and economical to operate; the supply required is 230 volts, 50 c/s. It is made by The Plessey Co., Vicarage Lane, Ilford, Essex.

Miniature Relays

RELAYS play an important part in all kinds of radio and sound amplifying equipment, but for economic reasons and the fact that remote control is not often needed, they are rarely found in broadcast sets. "Business radio" and the many kinds of mobile v.h.f. radio-telephones rely to a great extent on relays for their operation, and the latest miniature types produced by Engel and Gibbs, 983-5, Finchley Road, Golders Green, London, N.W.11, should find applications for these purposes.

The normal patterns measure 1 1/8 in high; the base is 3/8 in x 1 1/8 in and the weight is 1.4 oz only. There is an hermetically sealed model with the same base dimensions, but 1 1/2 in high, and this weighs 1.6 oz. Normal operating power is 1 watt at d.c. voltages up to 50. If higher voltages have to be used, a series resistor must be included. A.C. models are not available, but a simple rectifying circuit will supply the low current needed.

The relay contacts are mounted



Midget relay suitable for use in mobile and business radio-telephones, made by Engel and Gibbs.

on a ceramic block, and, while designed for relatively low d.c. voltages, they will handle up to 300 mA at 240 V a.c. On d.c., an external quenching circuit is needed for control of voltages in excess of 50.

Apart from loading considerations, the relay is eminently suitable for a.f. and r.f. circuit control, aerial switching from send to receive in low-power sets being one such application. The normal contact arrangement is double-pole change-over. Contacts are of either pure silver or palladium-silver mounted on nickel-silver or beryllium-silver blades as required, and each blade has two contact tongues accurately aligned.

Hospital Radio


A VERSATILE new radio equipment (Type ET101) for hospitals has been introduced by the Amplifier Department of Philips Electrical, Century House, Shaftesbury Avenue, London, W.C.2.

It consists of a compact enamelled metal consolette in which a radio tuner for short, medium and long waves is mounted above a ventilated amplifier compartment which can be fitted with an interchangeable amplifier, of 15, 25, 50 or 100 watts output. A pilot loudspeaker is provided for tuning, and input terminals are available for gramophone and microphone inputs.

Audio Signal Generator

OPERATING from either a.c. or d.c. mains (200-250 V) the type T/1 audio signal generator made by Pennine Amplifiers, 9-11, Southgate, Elland, Yorks, covers 40 to 16,000 c/s in two ranges. Maximum power output is 3 watts and alternative output impedances of 2.5 and 3,000 ohms are provided with an output voltage control calibrated for each impedance.

The instrument weighs 6 1/2 lb, measures only 7 in x 5 1/2 in x 4 in, and should be useful to the serviceman for checking loudspeaker response, etc. The price is £9 9s.



LETTERS TO THE EDITOR

The Editor does not necessarily endorse the opinions expressed by his correspondents

European Television Standards

WE may assume that any medium-definition European television standard, whether 405, 455, 525, 567 or 625 lines, will be temporary. The future lies in high-definition black-and-white or else in colour. Therefore, for this impoverished continent, I suggest we should start with the cheapest practicable system that will allow the mass market to be reached, and will make the best use of the metre-band wavelengths. I cannot understand the present advocacy of 625 lines for Europe.

Taking into account present possibilities and future probabilities, it is not difficult to find the right course. It is to standardize on 405 lines with the full theoretical bandwidth of 3Mc/s. Alternatively, as a compromise, we could use 525 lines with a reduced bandwidth of 3Mc/s.

When we become richer we can think of high definition or of colour.
C. L. ZAALBERG.
Overschie, Holland.

"Wireless World" Television Receiver

HAVING built the W.W. long range television receiver, I feel that my experiences might be of interest to readers in the fringe area who might be contemplating building, yet doubtful of the possibilities.

From my address you will see I am at extreme range, but in spite of this am receiving strong and steady signals.

The very slight fading that takes place is only noticeable on the sound channel, the vision remaining steady with the gain control well down.

I would mention that I have fitted separate gain controls to sound and vision receivers, having found individual control to be an advantage.

The performance is definitely at full entertainment value and the picture remains rock steady.

W. FORD.

Blackburn, Lancs.

Spot Wobble

I READ with much interest the article by R. W. Hallows on spot wobble in your March issue.

The process was first brought to

the notice of engineers in this country by the writer in *Wireless World* of September 4th, 1936—by the courtesy of Ferranti, Ltd.—when it was used as a method of overcoming the discrepancy in line width between the two systems of 405 lines and 240 lines when using a cathode-ray tube receiver.

It was originally the subject-matter of a patent application in 1935, which was not granted because of the prior patent of the French Compagnie des Compteurs.

There is one point I would like to stress, not only is the appearance of the picture improved without losing any definition, but the screen of the picture tube is used efficiently. By having luminescence in parts normally not excited the light output is increased.

In the current article there is mention of the use of the device in colour television. When the writer was associated with the late John L. Baird, frequent use was made of spot wobble in both colour transmitters and receivers with great advantage. The same was experienced in stereoscopic television, though to a lesser degree.

In conclusion, as the tendency seems to be towards 15 or 16in picture tubes using a very fine spot produced with accelerating potentials of 11 to 15 kV, the use of spot wobble in a receiver of this type is rapidly becoming an absolute "must."

E. G. O. ANDERSON.
Television, Ltd.,
London, S.W.1.

Dark Television Screens

FROM his letter in your March issue it appears that Mr. Humphreys is either unaware that certain American cathode-ray tubes for direct viewing feature a darkened filter glass face plate, or he is hinting to tube manufacturers that there is a sound principle involved in this method of improving picture contrast.

I am not at all sure, however, that the "dark" face plate is the most satisfactory method. The highlight brightness obtainable with "daylight" aluminized tubes operated at high accelerating potentials is recognized as being more than adequate at night in a room where the normal amount of ambient illumination is provided. Such tubes provide a contrast improvement compared with non-aluminized types by eliminating reflections

ANYWHERE
ANYTIME
you can use

TRIX
Quality PORTABLE
SOUND EQUIPMENT




Portable Model B 65 (open)

Can you provide a public address system at a moment's notice? With a B65 it is simple—just place the equipment in a suitable position and switch on. Incorporated within an easily portable case are the amplifier complete with loudspeaker, rotary transformer, 6-volt unspillable accumulator and microphone with cable. Power output is approximately 5 watts. The equipment is a most useful outfit for political meetings, religious gatherings, auctioneers, etc., and numerous other applications where no electric supply mains are available.

Price complete £29 10 0

An external speaker can be attached if desired.



Portable Battery Mains Amplifier B 619

Operates on 12-volt battery or, by means of separate plug-in adaptor unit, on A.C. mains. Power output approximately 16 watts.

Full details of these models and others in the large Trix range of equipment available on request.

Send for latest catalogues and price list.

THE TRIX ELECTRICAL CO. LTD.
1-5 Maple Place, Tottenham Court Road,
London, W.1. Phone: Museum 5817
Grams & Cables: "Trixradio, Wesdo, London."

AMPLIFIERS · MICROPHONES · LOUDSPEAKERS

within the tube (also the ion-burn menace is warded off without resort to ion-traps or devices which might cause spot distortion).

The prime consideration for comfortable viewing becomes a matter of further improving the contrast in the presence of ambient illumination, which illumination, ideally, should be of the same order as that of the average picture brightness. A proposed method is to place a thin neutral-grey coloured, or "Polaroid" absorbing screen in front of the tube, preferably tilted or curved in order to avoid direct reflections from light sources in the room into the eye of the observer. An increase in contrast from 7:1 to about 30:1, equal to cinema film standard, is theoretically possible, on the assumption that there are no reflections either between the back of the filter and the front of the tube, or between the front and back surfaces of the tube face plate.

It may well be that the convenience of being able to change the filter according to the illumination outweighs the apparent additional advantage of the "dark-faced" tube in minimizing the remaining reflections. The rather paradoxical procedure of increasing accelerating voltage and scanning power, and then of reducing the maximum brightness with filters is, nevertheless, one which can yield a picture of the highest definition under viewing conditions which are the most pleasing.

G. A. PHILLIPS DALES.
Johannesburg, South Africa.

FURTHER to Alan Humphreys' letter in your March issue, I would like to point out that a projection television screen can have quite an advantage over a direct viewing tube when being viewed with light falling on the screen.

Obviously, with a direct viewing tube the black portions of the picture are nowhere near black if any light falls on the front of the screen, the "blacks" being a white screen which reflects a considerable amount of light.

With a projection system, the major portion of the extraneous light that falls on the screen is transmitted and not reflected, hence the black parts of the picture still remain black even with a considerable amount of stray light in front of the receiver.

In addition to this, the projection screen has the advantage of not reflecting any images of objects in front of the receiver as the screen face is not polished but has a matt finish.

If a projection-type receiver is placed alongside a normal direct-viewing receiver and both are ad-

justed in darkness, as soon as the light is switched on this effect is noticed considerably, the direct-viewing tube being well down in contrast compared with the projection screen.

E. O. FRISK.
Optical Works, Ltd.,
London, W.5.

Broadcast Volume Levels

"**CATHODE** Ray" (your December issue) evidently considers that the B.B.C. is sweetly reasonable in its technical handling of the relative volume levels of speech and music, and infers that critics of the official policy are, to a man, anti-social owners of commercial receivers manufactured before 1935. He classes complainants with the classic old lady who wanted the B.B.C. Dance Orchestra to play louder when her H.T. battery was running down. The old (and surely, dying) hobby horse is trotted out; "boom" in old receivers reduces the intelligibility of speech, volume being manually increased as an arbitrary compensation.

This does, of course, occur, but the complaint is more widespread than this, and cannot be localized at the door of bass resonance. The controversy thrusts itself upon every citizen, throughout the summer, and the B.B.C. by its appeals for "hush" on hot evenings tacitly admits that the position is serious. The issue is simple: speech broadcasts are *not loud enough*.

The solution is equally simple. Let the B.B.C. instruct the engineers to increase the modulation level of speech. It is a procedure that should be acceptable to technician and aesthete: the volume compression system would require no modification, and music lovers who enjoy their fortes *fortissimo* would be in no wise discomfited.

Surely such a palpable panacea could be granted a trial?

Yours faithfully,
JOHN and GLADYS HART.
Weybridge, Surrey.

Terminal Terminology

"**FREE GRID'S**" so-called "obvious" nomenclature is an unfortunate example of hopeless befogging. If the cell which he mentions is supplying power to his radio set its negative terminal will be its anode. When the same cell is being recharged, its negative terminal will then be its cathode.

The explanation is that the terms anode and cathode are used to indicate the "in" and "out" terminals when we wish to draw atten-

tion to the direction of flow of current, while positive and negative are concerned with potential difference.

If "Free Grid" will examine the circuit of a valve rectifier he must surely agree that the cathode of the valve is the positive terminal, so far as the output connections are concerned. The cathode of a metal rectifier is always marked + rather than cathode to minimize confusion.

The more frequent association of + with anode and - with cathode arises from the fact that there are most devices absorbing power than there are producing it.

T. C. NUTTALL.
London, S.E.19.

Curious Effect

I VIEW on a television receiver built principally to *Wireless World* design. By accident, it was noticed that, after being switched off completely for about five minutes, the screen flashed.

I then watched carefully after each period of viewing. The flashes, as many as three in succession at times, appear in the bottom right-hand corner. The first one appears about five minutes after switching off, and the others follow at two-minute intervals.

The flashes always occur at the same place on the screen, all circuits are quite cold, and there was no fire in the room.

Is the flash due to energy released in the screen phosphor, and, if so, could any of your readers suggest why it appears only in the bottom right-hand corner, and whether these flashes also occur during screen bombardment in the course of a programme?

ALAN F. DAVIDSON.
London, S.E.3.

Valve Types

THE statement of your correspondent, Mr. H. O. Bradshaw, that "the valve position in this country has always been notable for its confusion" is probably an all-time record in under-statement.

Besides the 4-, 5-, 7-, 9- and what-have-you pin bases, there are valves with octal bases and octal valve characteristics which bear non-octal designations, not forgetting the cunning types with bases which have all the appearance of being octal, but are not.

To further befuddle this crazy jumble, each maker adopts his own system of designations, the meaning of which is an incomprehensible mystery, so that tables of "equivalents" are necessary to lend succour to the courageous adventurer who

would penetrate this bewildering maze.

If your correspondent hopes to see a change from this hotchpotch, which has been tolerated for years by those who are oblivious of the fact that it is excluding them from many world markets, he must indeed be sanguine.

G. P. H. de FREVILLE.

London, S.W.7.

"Q" Priority

YOUR contributor "P. H." says, on page 216 of *Wireless World* for June, 1949, that the article on "Q" Meters by H. G. M. Spratt in the January, 1949, issue was, to his knowledge, "the first account of this nature to be published in any English-speaking technical journal."

May I refute that statement? I myself published a comprehensive article on the "Q" Meter and its theory, including the corrections required, etc., in the *Proceedings of the Institute of Radio Engineers*, New York, as long ago as 1942. A reference to that paper is given in your own publication, "Radio Data Charts." V. V. L. RAO.

Madras, India.

MANUFACTURERS' LITERATURE

LEAFLET describing stabilized power supply unit Type SP11, giving five stabilized outputs from 200-250v a.c. input, from A. E. Cawkell, 7, Victory Arcade, The Broadway, Southall, Middx.

List of transmitting and industrial valves, neon indicators, barretters, etc. Also cards showing (a) valve equivalents, and (b) and (c) Mazda valve and c.r. tube complements for London and Midlands television receivers of many makes, from Edison Swan Electric Co., 155, Charing Cross Road, London, W.C.2.

Technical Bulletin No. 55, describing an automatic telegraph distortion monitor for use on 5-unit code systems from Airmec Laboratories, Ltd., High Wycombe, Bucks.


Leaflet on E.M.I. "Flexible Dipole" indoor television aerial from E.M.I. Sales and Service, Ltd., Hayes, Middlesex.

Folder on the "Consol 66" navigational receiver for yachts and small craft, which provides for reception of Consol signals and normal direction-finding beacons, from Industrial Radio Co., 16, Devereux Road, Southend, Essex.

Leaflet describing the "Hydracamp" hydraulically operated vice with universal joint, and adaptors for holding receiver chassis, etc., from Spencer, Franklin, Ltd., 292, High Holborn, London, W.C.1.

BULGIN

REGISTERED TRADE MARK



Switches

● OVER 200 TYPES DESIGNED

The Famous BULGIN Range offers over 200 Basic types of switches, and every one in a variety of operating-levers (dollies) and finishes. Apart from Nickel-plate, Chromium-plate, Camera-black, Florentine-bronze, Polished or Matt, there are five or more plastics-coloured finishes, giving insulation of external metal parts. Combinations of every type are available, and every one guaranteed as type-tested for 25,000 operations. Better than all others, every switch embodies the EXPERIENCE OF 25 YEARS OF SWITCH DESIGN AND MANUFACTURE.

WRITE for illustrated catalogue, price 1/-, post free.

All products are now available from retail and wholesale stockists.

"The Choice of Critics"

BULGIN

A. F. BULGIN & CO. LTD.
BYE-PASS ROAD, BARKING
Telephone: R1Ppleway 3474 (5 lines)

RANDOM RADIATIONS

By "DIALLIST"

Fluorescent Lamps on D.C.

A READER who has had a good deal of experience of fluorescent lamps running on d.c. has been kind enough to send me some interesting facts about their proneness to cause interference with radio and television reception. I gather that he has found interference as common on d.c. circuits as on a.c., and just as severe. The symptoms, too, are the same: the interference-producing lamp develops a bright spot on one heater. I wonder whether other readers who have run these lamps on d.c. have had similar experiences? I ask because I don't feel sure that the misbehaviour described by this correspondent isn't at any rate partly due to the fact that his mains supply is very "rough," having, as he puts it, a ripple sufficient to give a reading on the a.c. range of an AVO. Has any reader found that fluorescent tubes fed by well-smoothed d.c. cause interference? If so, it seems that there may well be something in the idea that the bright spot represents a small semi-detached flake of the surface material of the heater, vibrating under electron bombardment.

Television's New Look

THOUGH I'VE ALWAYS liked our 5:4 aspect ratio and still feel that it gives an image of more pleasing shape, I'm glad that the B.B.C. has decided to change over to the 4:3 ratio used in other countries. The main reason, of course, is that the 5:4 form factor doesn't fit in with standard sound track films. That's a very important consideration, for such films are bound to play an increasingly important part in the news broadcasts. For example, with the advances in making and transmitting films that are continually taking place, I can see no technical reasons why, say, next year's Grand National should not be seen on television screens that same evening. Another reason why the change is to the good is that it is one step nearer to general standardization. On this side of the Atlantic we've now got (1) 50 frames per second interlaced and (2) the 4:3 aspect ratio accepted by everyone. The remaining fence—the number of scanning lines—is, of

course, by far the most difficult. Still, it's something to have reached agreement on two points out of three.

No Great Difficulty

The majority of viewers, I take it, simply tried up the circle on the test pattern and left it at that, making the image extend to the full height of the mask and not missing the small amount of width now sliced off by the vertical edges of the mask. Treated in this way, an image on a 12-inch tube that was previously 10×8 inches now becomes $10\frac{1}{2} \times 8$ in, but $\frac{1}{2}$ inch is lost at either edge. Alternatively, the width may be left at 10 inches and the height reduced to $7\frac{1}{2}$ in, in which case there is a $\frac{1}{4}$ in gap at top and bottom. The handyman will probably worry off a third of an inch from each vertical edge of the mask and so obtain the full benefit of a larger image— $85\frac{1}{2}$ square inches against the original 80.

The New Radio Channels

ON THE MEDIUM WAVES the new broadcasting channels seem, so far, to have given results that are about as satisfactory as could be expected in the circumstances. Unfortunately, a number of countries haven't signed the new agreement; and some of those that promised to come into line haven't, at the time of writing, entirely fitted themselves into their new channels. One unexpected complication has been caused by the surprising decision of our good and usually so reasonable friends, the Americans, to use many channels that were not allotted to them for their zone of Western Germany. That sort of thing will no doubt right itself in time; but I'm afraid that broadcasting conditions in Europe will never be as they should be until we have a European body armed with powers similar to those of the U.S. Federal Communications Commission.

Try it and See

THE EDITORIAL SUGGESTION in last month's *W.W.* that metre-wave competitive broadcasts should be tried out from the Wrotham station very much appeals to me. The only sure and certain way of discovering

whether competitive broadcasting can provide more acceptable entertainment than the monopolistic brand is to give it a reasonable trial. And there could be no better way of trying it out than by adopting a system which gives it full play and at the same time allows the B.B.C. to continue its own broadcasts without interruption. There's another point too: So far as I can see, if competitive broadcasting has a future in this country, that future is likely to lie on the metre waves. The reason is that the small number of our medium- and long-wave channels is hardly suited to competitive broadcasting on a national scale—and local or semi-local broadcasting of that kind would not be likely to furnish what is needed.

Pros and Cons

The most that could be done in a national way on the medium and long waves would be to use the channels now assigned to the Home, Light and Third Programmes to form three competing chains. It is doubtful whether competitive broadcasting could achieve its object unless it provided every listener with a wider choice of programmes than that. There is likely to be less congestion on the metre waves, which would give competitive broadcasting, if it comes here, a better chance of spreading itself and of showing what it can do.

How Do You Feel?

Have you ever found yourself so exasperated by the B.B.C.'s fare that you simply had to sit down and write to them about it? If so, I'm open to wager that your irritation was increased when at length a smug, complacent, "mother-knows-best" reply reached you. Those who have received an answer of the kind I'm thinking of must have felt that a spot of competition might do the programme side of the B.B.C. a power of good!

"Club-Model"

Radio-Gramophone

FOR the overseas market G.E.C. have introduced a large automatic radio-gramophone for hotels, small dance halls, etc. The specification includes a 30-watt amplifier and alternative radio receivers can be specified. If required a 60-watt amplifier can be supplied, and there is provision for a moving-coil microphone for announcements.



The "AVO"
ELECTRONIC TESTMETER



Size : 12½ in. × 9 in. × 5½ in.
Weight : 12½ lbs.

The instrument operates on A.C.
mains, 100 - 130V. and 200 - 260V.,
50 - 60 c/s.

Fully descriptive pamphlet
available on application.

Sole Proprietors and Manufacturers:

The AUTOMATIC COIL WINDER & ELECTRICAL EQUIPMENT CO. LTD.
WINDER HOUSE · DOUGLAS STREET · LONDON · S.W.1 Telephone: VICTORIA 3404/9

E.T.M.3

This instrument, which is an up-to-date example of current instrument practice, has been developed to meet the growing demand for an instrument of laboratory sensitivity built in a robust and portable form, for use in conjunction with electronic and other apparatus where it is imperative that the instrument should present a negligible loading factor upon the circuit under test.

The instrument consists basically of a balanced bridge voltmeter. It incorporates many unique features and a wide set of ranges so that in operation it is as simple to use as a normal multi-range testmeter.

The instrument gives 56 ranges of readings as follows:—

D.C. VOLTS: 2.5mV. to 250V. (Input Resistance 11.0 megohms.)
25mV. to 10,000V. (Input Resistance 110.0 megohms.)

D.C. CURRENT: 0.25μA. to 1 Amp. (250mV. drop on all ranges).

A.C. VOLTS: 0.1V. to 2,500V. R.M.S. up to 2 Mc/s. With diode probe external 0.1V. to 250V. R.M.S. Useful measurements can be made up to 200 Mc/s, the applied voltage being limited to 100V. above 50 Mc/s.

A.C. OUTPUT POWER: 5mW. to 5 watts in 6 different load resistances from 5 to 5,000 ohms.

DECIBELS: -10db. to +20db.

CAPACITANCE: 0.001μF. to 50μF.

RESISTANCE: 0.2 ohms to 10 megohms.

INSULATION: 0.1 megohm to 1,000 megohms.

The thermionic circuit gives delicate galvanometer sensitivity to a robust moving coil movement, which it is almost impossible to damage by overload. The instrument is quickly set up for any of the various tests to be undertaken, a single range selector switch automatically removing from the circuit any voltages and controls which are not required for the test in question.

PRICE
£35

just what we keep on saying—

is drained.—P. G. E. ...

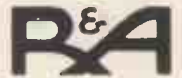
Women's Voices

ELIZABETH CHRISTINE BROWN suggests that the reception of women's voices is worse than that of men's because they are pitched higher. Surely this is a reflection on the inability of most commercial wireless receivers, on which the clarity of voices depends. Given a wireless of adequate performance, I can assure her that women's voices are received as well as men's. It does seem to be the habit of many manufacturers to spend a disproportionately small amount of the cost of a set on the loudspeaker. After all it does make the noise.—R. C. Headington, Oxford.

Letter to
RADIO TIMES
Aug. 12th 1949

its the
Loudspeaker
that
COUNTS!

REPRODUCERS AND AMPLIFIERS LIMITED
FREDERICK STREET WOLVERHAMPTON ENGLAND
Telephone Wolverhampton 22241 Telegrams "Audio Wolverhampton"



Where quick Infra-red heating is specified . . .

RADIANT HEATING LTD

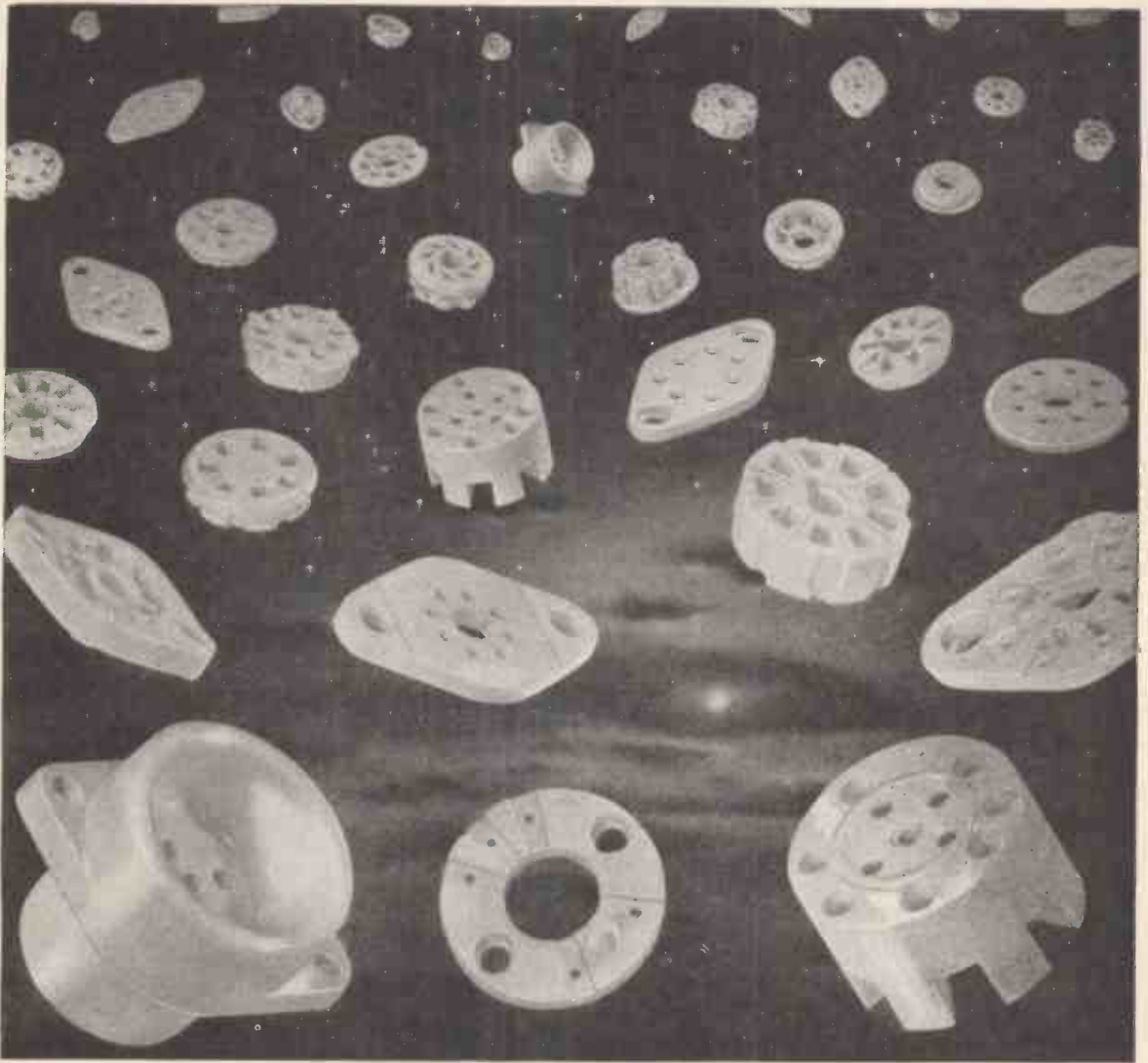
CAN HELP YOU A LOT

Radiant Heating Ltd. are the makers of gas equipment that is ideally suited to the precision, speed and economy demanded by modern production techniques in the radio, electronic and electrical industries. If you need advice on any problem concerning Heating our Technical Staff will be happy to help you.

Write to:

RADIANT WORKS, 9 BARNSBURY PARK, LONDON, N.1.

Phone: NORth 1677/8



CERAMICS

FOR VALVE HOLDERS
and all radio components
FREQUENTITE — FARADIX — TEMPRADIX

STEATITE & PORCELAIN PRODUCTS LTD.

Stourport on Severn, Worcestershire Telephone: Stourport 111 Telegrams: Steatint, Stourport





ALPHA BATTERIES

- ★ *First for quality*
- ★ *First for performance*
- ★ *First for reliability*
- ★ *First for long-life*


Alpha offer a range of batteries for radio and lighting second to none in high quality performance. Remember, too, that amongst the Alpha range of batteries for lighting, is the unique Leak-proof battery which will operate or store in any climate.

ALPHA ACCESSORIES LTD.
SALES OFFICE, GRAMOPHONE BUILDINGS
BLYTH ROAD, HAYES, MIDDLESEX


Telephone: Southall 2468, Ex. 793



**SO SMALL—
IT DOES A BIG JOB**



Miniature in Size, but big in performance. The M.M. 2 Gang Condenser has frame dimensions of only $1\frac{1}{8}$ " x $1\frac{3}{8}$ " x $1\frac{1}{8}$ ". Complete with dust cover. Cat. No. 4702. PRICE 10/6



TYPE 604 (illustrated) is a low-loss shortwave condenser suitable for Chassis or one-hole fixing. Brass vanes are soldered to supports and electroplated.

TYPE 603 is a split stator condenser of similar construction.

The S.1 series in both types are particularly suitable for low power transmitters.

PRICES: Type 604 15/3—17/0
Type 603 16/0—17/6


PRECISION COMPONENTS BY

JACKSON

BROS (LONDON) LIMITED
KINGSWAY · WADDON · SURREY

Tel: Croydon 2754-5 Grams: Walfilco, Southphone, London

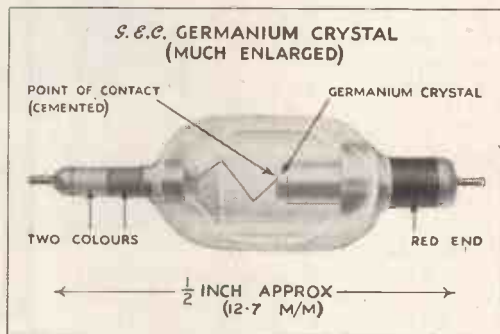
An achievement of some magnitude in diminutives



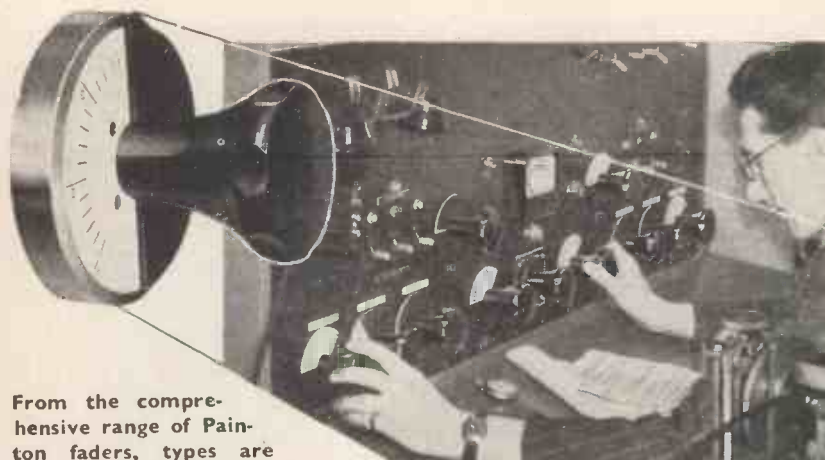
The new
S.E.C.
Germanium Crystal
Rectifiers

Designed for soldering
into circuits

1. Provides a high frequency Diode requiring no heating power.
2. Very small in physical size.
3. Of low forward and high reverse impedance.
4. Extremely low shunt capacitance — only 1PF.
5. So constructed as to give a unit of high stability and consistency.
6. Outstanding in its property to resist severe mechanical shock or vibration.
7. Indefinitely long life.



The General Electric Company Ltd. welcomes, and will give sympathetic consideration to enquiries to meet specialised requirements and specific circuit applications. Write and ask for particulars of types available to Osram Valve and Electronics Dept., Magnet House, Kingsway, London, W.C.2.



Photograph by courtesy of Hollick and Taylor Recording Studio Birmingham.

From the comprehensive range of Painton faders, types are available to meet all the exacting requirements of modern recording technique. From B.B.C. studio to home recorder you cannot do better than rely upon

Control by **PAINTON**

Agent in Belgium:

Monsieur Paul Groeninckx,
43, Avenue Jean Stobbaerts,
Bruxelles.

PAINTON & CO LTD · KINGSTHORPE NORTHAMPTON

**Sit back and enjoy the NEW—
'CONCERT MASTER'!**


This latest high fidelity amplifier has all the features which you have asked for. Of impeccable performance, it is of compact size and includes a detachable control panel which is quite unique. It contains no valves, and has no H.T. or L.T. voltages. It is instantly removed by snap fasteners and makes the amplifier eminently suitable for fitting into a cabinet, the main amplifier being placed at the bottom and the control head on its six feet cable can be placed just where you want it. This latest word in amplifier design will take high or low output pickups and has provision for radio and microphone inputs.



PRICE
£29.10.0
TWO YEARS' GUARANTEE

R.A. TUNING UNIT

A really fine design with lasting high performance. R.F. stage on all wave-bands High fidelity superhet or T.R.F. performance. Suitable for any amplifier. Price 10 gns., plus £2/6/8 tax. With escutcheon plate as shown 5/- extra. (2 years' guarantee).



THE K.I. AMPLIFIER



A seven-valve amplifier especially designed for the light-weight high-fidelity type pick-up. Independent bass and treble controls. Price complete, 17 gns., or in kit form, 13 gns. Blueprint available separately 2/6.

Write for your copy of our fully illustrated catalogue today!

DEFERRED TERMS AVAILABLE ON ALL MODELS



THE TRICORNE SPEAKER CHAMBER

For optimum acoustic performance with any good 12-in. speaker. Labyrinth construction, walnut veneered and cross-braced.

Price 11 gns. plus 20/- deposit (returnable) for crate.

Phone :
WESTern
3350

Charles
AMPLIFIERS

(SALES) LTD.

181 KENSINGTON HIGH STREET · LONDON · W.8

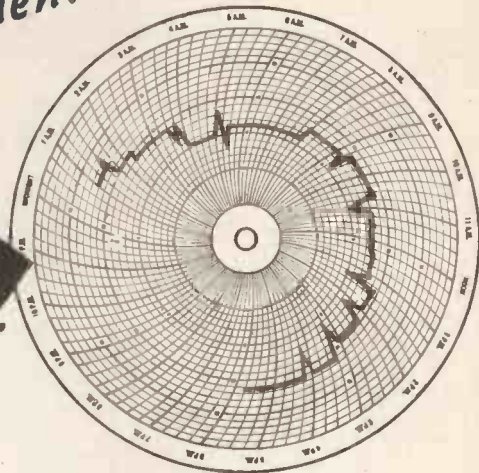
FOR THE UTMOST REALISM FROM RECORDS & RADIO

Our equipment can also be seen at Webb's Radio, Soho St., W.1. University Recording Co., 16 Burleigh Place, Cambridge. Ernest Buchan, 28 Belmont Street, Aberdeen. Farmer & Co., 83 George St., Luton.



this indicating instrument accuracy

reproduced on this chart by the



Fielden

Servograph



Movements available from 50 micro-amps. or 15 millivolts upwards.

Prices (British Isles) from

£65

SERVOGRAPH OPERATES DIRECTLY FROM VERY LIGHT CURRENT SOURCES, consuming but a few Micro-watts for full scale deflection. Its working principle is unique and sets up a new high standard of accuracy and robustness for graphical recording meters. SERVOGRAPH's accuracy is to *BSS.89* for *Grade 1 Indicating Instruments*—because its servo-driven pen arm removes all load from the instrument movement, admits a robust and trouble-free pen, and maintains this accuracy with full or empty ink reservoir. Needing no levelling, it operates correctly in any position and can be connected directly to tachometers, thermocouples, resistance thermometers, CO₂ indicators, pH meters and so on, repeating their accuracy on the chart. Equally useful, too, as an ammeter, voltmeter, etc., it may embody a moving iron, moving coil, dynamometer or electrostatic movement.

Please write for technical leaflets 100/M.

FIELDEN (ELECTRONICS) LTD.

PASTON ROAD WYTHENSHAW MANCHESTER

FIELDEN ELECTRONICS (Australia) PTY. LTD.
409 COLLINS STREET MELBOURNE AUSTRALIA

Specialists in Industrial Electronic Equipment

SOUND & VISION KIT

21 Valves. Suitable for 9in., 10in. and 12in. Magnetic Tubes. Less Tube, tube holder and Mask. Chassis all stamped out. State whether for Sutton Coldfield or Alexandra Park. Complete with booklet, instructions, etc. £21 12s. 6d. carr. paid. Pre-Amplifier de Luxe. Consisting of power pack and two R.F.s. Built up and enclosed in case. £7 12s. 6d. carr. paid.

MAINS TRANSFORMERS, FULLY INTERLEAVED, SCREENED AND IMPREGNATED. ALL PRIMARIES ARE 200/250 v. Half Shrouded.

HSM63. (Midget) Output 250/0/250v. 60 m/a. 6.3v. at 3 amps. 5v. at 2 amps.	15/-
HS63. Output 250/0/250v. 60 m/a. 6.3v. at 3 amps. 5v. at 2 amps.	15/6
HS40. Windings as above. 4v. at 4 amps. 4v. at 2 amps.	15/6
Output	
HS2. 250/0/250v. 80 m/a.	17/6
HS30. 300/0/300v. 80 m/a.	17/6
HS3. 350/0/350v. 80 m/a.	17/6
HS2X. 250/0/250v. 100 m/a.	19/6
HS30X. 300/0/300v. 100 m/a.	19/6
HS3X. 350/0/350v. 100 m/a.	19/6

Fully Shrouded

Output	
FSM53. (Midget) Output 250/0/250v. 60 m/a. 6.3v. at 3 amps. 5v. at 2 amps.	15/6
FS7. 250/0/250v. 80 m/a.	19/6
FS30. 300/0/300v. 80 m/a.	19/6
FS3. 350/0/350v. 80 m/a.	19/6
FS2X. 250/0/250v. 100 m/a.	21/6
FS30X. 300/0/300v. 100 m/a.	21/6
FS3X. 350/0/350v. 100 m/a.	21/6
All the above have 6.3-4-0v. at 4 amps., 5-4-0v. at 2 amps.	
FS43. Output, 425/0/425v. 200 m/a. 6.3v. 4 amps. C.T. 6.3v. 4 amps. C.T. 5v. 3 amps. Fully shrouded.	42/6
FS50. Output, 450/0/450v. 250 m/a. 6.3v. 2 amps. C.T., 6.3v. 4 amps. C.T. 5v. 3 amps. Fully shrouded.	62/6
F30X. Output, 300/0/300v. 80 m/a. 6.3v. 7 amps. 5v. 2 amps. Framed, Flying leads.	26/6
F35X. Output, 350/0/350v. 250 m/a. 6.3v. 6 amps. 4v. 8 amps., 4v. 3 amps., 0-2-6.3v. 2 amps. Fully shrouded.	59/6
FS160X. Output, 350/0/350v. 160 m/a. 6.3v. 6 amps. 5v. 3 amps. Fully shrouded.	37/6
FS43X. Output, 425/0/425v. 250 m/a. 6.3v. 6 amps. 6.3v. 6 amps. 5v. 3 amps. Fully shrouded.	57/6
HS6. Output, 250/0/250v. 100 m/a. 6.3v. 6 amps. C.T. 5v. 3 amps. For receiver R1355. Half shrouded.	24/6
HS150. Output, 350/0/350v. 150 m/a. 6.3v. 3 amps. C.T. 5v. 3 amps. Half shrouded.	25/9
F36. Output, 250/0/250v. 100 m/a. 6.3v. 6 amps. C.T. 5v. 3 amps. Half shrouded.	25/9
FS120. Output, 350/0/350v. 120 m/a. 6.3v. 2 amps. C.T. 6.3v. 2 amps. C.T. 5v. 3 amp. Fully shrouded.	27/6
The above have inputs of 200/250v.	

FILAMENT TRANSFORMERS

F4. Output, 4v. 2 amps.	7/4
F6. Output, 6.3v. 2 amp.	7/4
F66. Output, 6.3v. 6 amps.	5/3
F6X. Output, 6.3v. 3 amps.	5/-
F12. Output, 12.6v. tapped 6.3v. at 3 amps.	15/6
F24. Output, 24v. tapped 12v. at 3 amps.	21/6
F12 and F24 framed with Flying Leads.	
FU6. Output, 0-2-4-5-6.3v. at 2 amps.	9/-
F29. Output, 0-2-4-5-6.3v. at 4 amps.	15/-
FU6 and F29 clamped with Flying Leads.	
F5. Output, 6.3v. at 10 amps. 5v. at 10 amps. 12.6v. at 5 amps. 10v. at 5 amps.	31/6
F6/4. Output, four at 6.3v. tapped at 5v. at 5 amps. per winding, giving by suitable series and parallel connections 24v. at 5 amp., 20v. at 5 amp., 18v. at 5 amp., 15v. at 5 amp., 12.6v. at 10 amp., 10v. at 10 amp., 6.3v. at 20 amp., 5v. at 20 amp.	47/6
F5 and F6/4 framed with Flying Leads	

OUTPUT TRANSFORMERS

MOP1. Ratios 26, 46, 56, 66, 90, 120-1 50 m/a. max. current. C.T. for Q.P.P. Class B, etc. Secondary 2/4 ohms. Top panel and clamped.	5/-
OPI. Midget Power Pentode, ratios 30, 60, 90-1, 40 m/a., Secondary 2/3 ohms.	3/2
OP2. Midget Pentode, ratios 45-1, Secondary 2/3 ohms. 40 m/a. per doz.	33/-
OPI0. 10/15 watts output. 20 ratios on Full and Half primary	16/3
OP30. 30 watts output, 20 ratios on Full and Half primary.	23/9
Williamson's O.P. Transformer to Author's specification £3/12/6	
Chokes for Williamson's Amplifier. 30H at 20 m/a., 15/6 ; 10H at 150 m/a.	29/6
C.W.O. (add 1/- in £ for carriage), all orders over £2 carriage paid.	

H. ASHWORTH
(Dept. W.W.)

**676 GT. HORTON ROAD
BRADFORD, YORKS.**

EDX.22G



The best
HIGH
and
LOW



Exide AND Drydex

LOW TENSION ACCUMULATORS

HIGH TENSION BATTERIES

for better battery radio reception

ISSUED BY CHLORIDE BATTERIES LIMITED




DIE PRESSED
Ceramics
FOR GENERAL ELECTRICAL PURPOSES

Die Pressed Ceramics for the hundred-and-one problems of the Electrical Industry are a speciality of the 'T.T.' organisation and as such you are assured of the keenest co-operation to your individual requirements.

T.T. Ceramics, by reason of their close tolerance and general accuracy save your assembler's time and minimise breakages, yet in spite of their high quality, are by reason of our experience still supplied at competitive prices.

Our technicians are 'At your Service.'



**MAY 8-19
 EARLS COURT
 & OLYMPIA**

SEE OUR EXHIBIT

**Taylor
 Tunnicliff & Co LTD**

Head Office : EASTWOOD HANLEY STAFFS Stoke-on-Trent 5272-4

London : 125 HIGH HOLBORN, W.C.1. Holborn 1951.

Factories at : Hanley, Stone and Longton, Staffs.

*The better they are made
the more outstanding the results*

MADE IN THREE PRINCIPAL MATERIALS.

FREQUELEX. An insulating material of low Dielectric Loss, for Coil Formers, Aerial Insulators, Valve Holders, etc.

PERMALEX. A High Permittivity Material. For the construction of Condensers of the smallest possible dimensions.

TEMPLEX. A Condenser material of medium permittivity. For the construction of Condensers having a constant capacity at all temperatures.


Bullers

Specialize in PRECISION Manufacture



BULLERS LOW LOSS CERAMICS

BULLERS LTD., 6, Laurence Pountney Hill, London, E.C.4. Phone: Mansion House 9971 (3 lines)
Telegrams: "Bullers, Cannon, London."



KNOB'S DIALS & POINTERS *by*

PAINTON
of
NORTHAMPTON



PAINTON & CO LTD · KINGSTHORPE · NORTHAMPTON

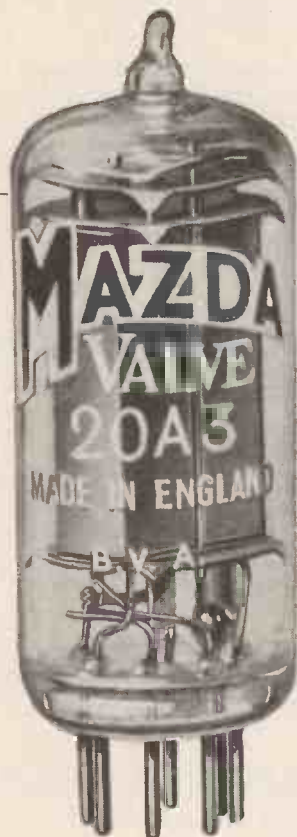
Telephone Northampton 2820

Telegrams: Ceil Northampton

VALVESFor
**SPECIAL
PURPOSES**

20A3

Miniature tetrode thyatron



The 20A3 is a miniature indirectly heated tetrode thyatron designed for use in relay application. It has a high control ratio, low grid/anode capacitance and passes a very low grid current. Used in conjunction with a high resistance circuit the 20A3 can be operated directly from a high-vacuum photo-cell.

RATING

Heater Voltage	6.3 volts
Heater Current	0.6 amps.
Arc Voltage Drop	8 volts
Max. Forward Anode Voltage	650 volts
Maximum Peak Inverse Anode Voltage	1300 volts
Max. Shield Grid Voltage	-100 volts
Max. Control Grid Voltage	-100 volts
Max. Peak Cathode Current	500mA
Max. Average Cathode Current	100 mA
Control Grid Circuit Resistance	0.01—10.0 M Ω
Control Ratio G ₁	250*
" " G ₂	1000†
BASE B7G MINIATURE	

LIST PRICE £1. 10s. 0d. (provisional)

NOTE:—All maximum ratings are absolute values not design centres. Heater to cathode voltage must never exceed 25 volts peak. The heater must be switched on for a minimum of 10 seconds before the anode voltage is applied.


*V_{g2}=0; R_{g1}=0†V_{g1}=0; R_{g1}=0; R_{g2}=0

EDISWAN

MAZDA**RADIO VALVES AND CATHODE RAY TUBES**

The ANTIFERRENCE

'Antex'



The new high efficiency

T.V. AERIAL

that assures

HIGHER DIRECTIONAL
PROPERTIES

★

STRONGER SIGNALS

★

GREATER REDUCTION
OF INTERFERENCE
ON SOUND AND VISION

★

MODEL XL for London
„ **XL/B** for Birmingham
Including 7ft. mast and
chimney lashing equipment
as illustrated **£3.15.0**

MODEL XW for London
„ **XW/B** for Birmingham
including 7ft. mast and wall
mounting bracket **£3.0.0**




The "Antex" sets an entirely new and higher standard in television reception. An increase of gain approximately 2 db is obtained when compared with a standard 'H' array. Ask your dealer for full particulars.

BRIEF TECHNICAL DATA

Input impedance	70-80 ohms
Forward gain	5.0 db
Back/Front Ratio	22.0 db
Weight (less mounting)	1½ lbs.

Better performance at less cost

ANTIFERRENCE LIMITED · 67 BRYANSTON STREET · LONDON W.1



Stop worrying about that metal work problem—there's always Ritherdon's!

This old established firm make Instrument Cases, Amplifier Racks, Fuse Boxes, Busbar Chambers, etc. to customers' specifications.

Experience has taught them that it costs no more to work to individual requirements than to produce standard lines. Bring that problem to Ritherdon's, all enquiries are welcome and will receive prompt attention.

RITHERDON & CO LTD

LORNE STREET, DARWEN, LANCs. Phone: Darwen 1028

Specialists in fine sheet metal work since 1895.

FOR QUICK DELIVERY

AT

REASONABLE PRICES

OF

RADIO & ELECTRONIC PRODUCTS

(Wholesale Only)

Write or phone:—

S. Szymanski
(pronounced SHE-MAN-SKEE)

ELECTRONIC ENGINEER & STOCKIST
95 STRODES CRESCENT

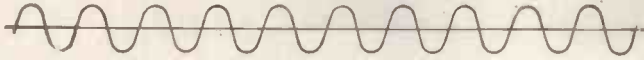
STAINES, MIDDLESEX
Staines 3971

VALVES are our speciality—Probably the
Largest Actual Stockist in England

EXPORT ENQUIRIES WELCOMED



TIME CHANGES... accurately measured





The 'CINTEL' Microsecond Counter Chronometer

Will measure very short time intervals in the range 1 Microsecond to 1 Second with an accuracy of $\pm 1\mu\text{S}$, $\pm 0.005\%$ and 10 Microseconds to 10 seconds with an accuracy of $\pm 10\mu\text{S}$, $\pm 0.005\%$.

The instrument has many other applications apart from Time measurement including Random Counting, Frequency Measurement, Frequency Division etc.

For further particulars please write for Leaflet No. MCC1/1.



MAY 8-19
EARLS COURT
& OLYMPIA

SEE OUR EXHIBIT

OLYMPIA
Stand C.16

CINEMA - TELEVISION LIMITED

A Company within the J. Arthur Rank Organisation

FOREMOST IN THE MANUFACTURE OF

- Counters & Chronometers • Metal Detectors • Oscilloscopes • Photo-Electric Cells • Cathode Ray Tubes • Geiger-Muller Tubes • Electronic Instruments

WORSLEY BRIDGE ROAD · LONDON · S·E·26

Telephone: H1Ther Green 4600

Northern Agents:
F. C. ROBINSON & PARTNERS LTD.
287 Deansgate, Manchester 3

Scottish Agents:
ATKINS, ROBERTSON & WHITEFORD LTD
100 Torrissdale Street, Glasgow, S.2





THE AMBASSADOR
"SIX-FIFTY" CONSOLE

a step in the
right
direction


In this new Ambassador Console we have put quality reproduction before anything else. Its six valve A.C. superhet circuit possesses unusual features which contribute to the receiver's most outstanding fidelity of reproduction. The response of the whole L.F. system to the L.S. terminals is flat within 1 D.B. limits from 50—12,000 c.p.s. Push-pull output via a high quality output transformer feeds a 12" high flux density loudspeaker.

PRICE £36 · 0 · 0 TAX PAID

STYLED AND PRODUCED BY:—



RADIO WORKS, HUTCHINSON LANE, BRIGHOUSE, YORKS



MODEL WX

AUTOMATIC COIL WINDING MACHINES AND HAND WINDING MACHINES

Wave winding machines for single or multiple coils 1/16" to 3/4" wide for power drive.

SOLE AGENTS ABROAD

K. G. Khosla & Co., 22 School Lane, New Delhi, India.
Etablts Octave Houart, 14, Quai de l'Industrie, Sclessin-lez-Liege.
J. P. Fielding Co. (Canada), P.O. Box 35, Station 'H', Toronto, Canada.

R. H. Cunningham P.T.Y. Ltd., 62 Stanhope Street, Malvern, Victoria, Australia.

ETA TOOL CO

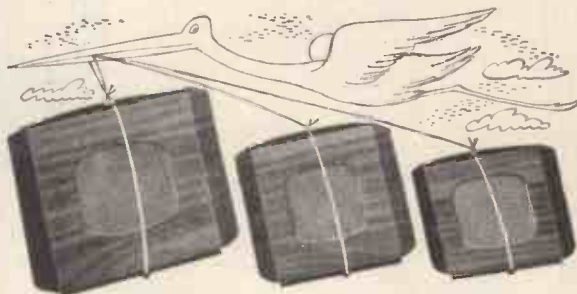
(LEICESTER) LTD.

29a, WELFORD ROAD, LEICESTER

Phone—5386

Three new arrivals . . .

Baby—Minor—Major
—all doing fine



Another step forward in Extension Speaker Design is taken with these new models. Bafflette Baby 39/6, Bafflette Minor 52/6, Bafflette Major 65/-, all fitted with out of sight volume control. Finished in walnut veneers.

Transformers extra. Baby and Minor 6/-, Major, 8/6.

Supplies are now reaching distributors.

Richard Allan

RADIO LTD · BAFFLETTE HOUSE · BATLEY · YORKS



Spire Speed Nuts cut assembly time to a minimum; they're so easy and quick to fix, even in really difficult blind assemblies and awkward locations. They will not "clog" with paint or enamel. They eliminate a retapping operation. And once home, Spire Speed Nuts lock tight as long as they're wanted (regardless of any number of bolt removals) their unique double-spring action sees to that. If you're worrying right now over a fastening problem, why not send for more news of Spire — fastest thing in fastenings.



Spire
Regd.

SPEED NUTS

The SNU type is self-retaining, pushed into position by thumb pressure. Expensive riveting, welding or clinching operations are eliminated. If the minute gap between assembled parts is not desirable for certain applications, the SNJ type ensures a close seal.

THAT'S FIXED THAT

Enquiries to:

Simmonds Aerocessories Ltd., Byron House, 7-8-9, St. James' Street, London, S.W.1.
HEAD OFFICE AND WORKS: TREForest, GLAMORGAN



Can you give Service?

- Outdoor functions in the coming Summer months will provide many opportunities for the recording engineer.
- How many times have you refused assignments because there was no available power supply at the site? A portable power supply unit will make your service really mobile and independent.
- A converter need not be an expensive, bulky and noisy piece of machinery. The unit illustrated here has been designed expressly for the battery operation of recording equipment and all applications demanding a readily portable and stable source of A.C. power.



VC12 CONVERTER

Housed in steel case finished in blue stove enamel and fitted with chrome carrying handles. Equipped with voltmeter and output frequency control.

Input :	12 volts D.C.
Output :	230 volts, 50 cycles.
Rating :	150 watts
Dimensions :	13in. x 6½in. x 8in.
Weight :	26lb.

SIMON SOUND SERVICE

Recorder House, 48/50 George Street, Portman Square, London, W.1, England

Telephone : Welbeck 2371 (4 lines)

Telegrams : SImsale, Wesdo, London

Cables : SImsale, London

High Fidelity Reproduction.



TYPE "K."

The S. G. Brown Type "K" Moving Coil headphones, with the following outstanding characteristics, supply that High Fidelity Reproduction demanded for DX work, monitoring and laboratory purposes, etc.

CHARACTERISTICS.

- D.C. RESISTANCE, 47 Ohms.
- IMPEDANCE 52 Ohms. at 1,000 c.p.s.
- SENSITIVITY, 1.2×10^{-12} Watts at 1kc. = .0302 Dyn/cm²

Descriptive Literature on request

PRICE **£5.5.0** PER PAIR

Your Local Dealer can supply

For details of other S. G. Brown Headphones (prices from 30/- to 77/6) write for illustrated Brochure "W.W."

HEADPHONES WHICH UPHOLD BRITISH PRESTIGE

Telephone :
Watford 7241

S.G. Brown, Ltd.

SHAKESPEARE STREET, WATFORD, HERTS.

IDEAL BARGAINS FOR CONSTRUCTORS

Assemble your own


Table Electric Gramophone or Record Player.

CABINETS

Beautifully polished Walnut with Rumanian Birch grille and feet. Lid interior felted. Top plate cut out for gramophone unit. Recessed escutcheon plate fitted in side for volume control. Access trap-door in base. Rubber non-scratch feet. Sub-baffle for 6½in. loud-speaker. External 16 x 14 x 12in. deep. Internal 15 x 13 x 7in. below top plate, 3in. above to lid. Solid and finely built.

£3. 10. 0.

Each, incl. Purchase Tax.
Packing and carriage 7/-.



GRAMOPHONE UNITS for top plate. Constant speed. Modern high output, perfect tracking angle pickup. Superb quality. A.C. Mains. £5/10/8, including Purchase Tax.

3w AMPLIFIER KITS On chassis 11½in. x 4in. Less valves £3/10/-.

6½in. high Flux **LOUDSPEAKERS 17/6**

GROUP HEARING AIDS We designed and installed the famous equipment at the National Institute for the Deaf (see "W.W." Sept., 1948), and those of many Institutes and Public Buildings. Consult us for the BEST and CHEAPEST communal hearing aids.

N. MIERS & CO. LTD., Telephone : EUSton, 7515.
115, Gower Street, London, W.C.1.



serves

**THE INSTRUMENT
MANUFACTURER**

PHOTOCELLS

Illustrated here are three standard types, but S. E. I. Photocells can be supplied mounted or unmounted in other sizes to meet special individual specifications.

Make sure you always use S. E. I. Photocells.



For Literature & Technical Information write to:-

SALFORD ELECTRICAL INSTRUMENTS LTD.

PEEL WORKS · SILK STREET · SALFORD 3 · LANCs · ENGLAND

A subsidiary of THE GENERAL ELECTRIC CO. LTD. OF ENGLAND

A CAPACITOR...



Actual photograph

for the
tightest
of
**TIGHT
CORNERS**

TYPE W99 MOULDED METALLISED PAPER

(HUNT'S PATENT)

STANDARD DIMENSIONS

3/16" dia. x 7/16" long

RANGES 150v D.C. : 0.004uF to 0.01uF

350v D.C. : 50 pF to 3000 pF

(Additional capacitances at higher working voltages will be available shortly).

TEMP. RANGE: -15° C to +71° C.

I.R. Better than 20,000 megohms.

SELF-HEALING

TRULY MINIATURE. There are more than two hundred Type W99 Capacitors piled on this standard match box! Another new development by Hunts to meet the increasing needs of designers and manufacturers for a quality capacitor for use in light weight, compact equipment employing miniature valves and for T.V. equipment.

SPECIAL NOTE. Now available in the W99 range and in the same standard dimensions—1000 pF 300 v. A.C. wkg. at 71° C. As a decoupling capacitor, this is suitable for a frequency range of 50 c.p.s. to 100 mc's

Full details of all Hunts types, samples and advice on any capacitor application, gladly supplied on request.

DRY ELECTROLYTICS · FOIL AND PAPER · METALLISED PAPER · STACKED AND SILVERED MICAS · ETC.

A. H. HUNT LTD., WANDSWORTH, LONDON, S.W.18 TELEPHONE: BATTERSEA 3131 ESTD. 1901

REGISTERED

TRADE **HUNTS** MARK
CAPACITORS

THE TRADE MARK OF RELIABILITY

Instruments  for Research and Industry

Model 44 SUBSTANDARD
MULTI-RANGE METER

A self-contained precision instrument for general laboratory use and for calibrating first grade single or multi-range meters. The accuracy on the 44 range is Substandard on D.C. and within $\pm 0.5\%$ on A.C.



★ *These meters are made with the greatest care and have been supplied for a number of years to the leading laboratories at home and abroad.*

ELECTRONIC INSTRUMENTS LTD.
17, PARADISE ROAD · RICHMOND · SURREY · ENGLAND

ICS

HOME STUDY backs radio experience with sound technical knowledge

MANY men who wished to link their radio experience with a sound technological background have received successful instruction by means of an ICS Course. Its value has been proved not only to amateurs but to men who already have a professional interest in radio and television engineering, including those taking qualifying examinations. It is invaluable, also, to students who wish to prepare themselves for a job in this field. Courses of Instruction covering radio and, if necessary, television, include the following:

**Complete Radio Engineering · Radio Service Engineers
Radio Service and Sales · Advanced Short-Wave Radio
Elementary Electronics, Radar and Radio
Television Technology**

And the following Radio Examinations:

**British Institution of Radio Engineers
P.M.G. Certificates for Wireless Operators
City and Guilds Telecommunications
Wireless Operators and Wireless Mechanics, R.A.F.**

Write today for our FREE "Radio" booklet which fully describes the above ICS Courses and the facilities for the complete study of Radio and/or Television technology. The ICS Advisory Department will also give free and impartial advice on the need of and the means of instruction.

International
CORRESPONDENCE SCHOOLS

Dept. W.L.10, International Buildings, Kingsway, London, W.C.2

MORGANITE

CAN MAKE IT

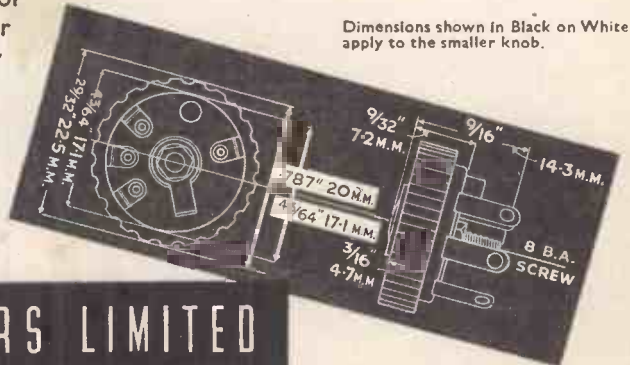


The Deaf Aid instrument illustrated is by Amplivox, Ltd.

New Midget TYPE D.A. POTENTIOMETERS
SUITABLE FOR ALL DEAF AID AND MIDGET APPLICATIONS

This Potentiometer is available with two sizes of knob, with or without cam-operated Single Pole Switch, and has the usual low noise track as in our larger types of controls. The power dissipation is $\frac{1}{10}$ watt when uniformly loaded; sealing is essentially dust-proof; the silver-plated tags provide easy soldering; and single nut mounting is a feature. The switch is designed for battery operation up to $\frac{10}{150}$ volts, $\frac{1}{25}$ amp. and the contact resistance is less than .05 ohms. Switch insulation is over 100 megohms at 100 volts. The larger of the Control Knobs is available in black only, and the smaller knob in black or coloured (red and ivory standard). Other colours to B.S.I. standard, can be supplied by arrangement. (A leaflet giving fuller details, together with scale diagrams of both midget sizes will be sent on request.)

Dimensions shown in Black on White apply to the smaller knob.



MORGANITE RESISTORS LIMITED


BEDE TRADING ESTATE, JARROW, COUNTY DURHAM.
TELEPHONE: JARROW 67136 TELEGRAMS: MORGANITE JARROW.

Wharfedale

LOUD SPEAKER W.12

Die Cast Non-resonant Chassis with accurate rear suspension. Impedance, 15 ohms. Diameter, 12". Weight, 11½ lbs. Peak input 15 watts. 13,000 lines flux density. Price 140/-.

Now fitted with new type of cone with improved H.F. response. Available with cloth surround, type W.12/CS. at 150/- for domestic use and reflex loading.



W.12 TRANSFORMER

Designed for use with speakers up to 15 ohms impedance where the output does not exceed 10 watts.

Ratios : 45, 22 and 15 to 1. all centre tapped. Max. D.C. 80 m/amps: Inductance 50 Henrys, no D.C. Inductance 5 Henrys, 75 m/a. Leakage Induction .07 Henry.

Weight 2 lbs. Price 21/- . Special Ratios to order at 4/- extra. Made and Guaranteed by

WHARFEDALE WIRELESS WORKS BRADFORD ROAD, IDLE, BRADFORD

'Phone : IDLE 461

'Grams : "WHARFDEL, IDLE, BRADFORD"

M.R. SUPPLIES Ltd

(Established 1935.)

Selected material only—full and fair descriptions—all prices nett.

VOLTAGE CHANGING TRANSFORMERS (portable), 100/110 v.-200/240 v. (10 v taps) and vice versa, auto-wound, loading 1.25 kva., in steel cabinet 9½" x 8" x 6", with carrying handle. Just right for mobile clinic work. Exceptional offer, £4/15/- (des. 5/-).

PUBLIC ADDRESS SPEAKERS. Real opportunity for brand new G.E.C. model 1686 10-watt Pressure Units, P.M. coil, 15-ohms, with built-in line transformer in weatherproof cowling. £8 model for only 65/- (des. 1/6). Or complete with all-metal 30in. Projector Horn, £5/12/6, or with 42in all-metal true exponential horn with detachable flare, £8/7/6. Complete speakers carr. paid England and Wales 5/- extra Second and Ireland.

STEEL TRIPODS to suit all P.A. Speakers. Well-known as the best type of P.A. tripod, strong and rigid under all weather conditions. Extend to 12 feet, with ample height selection. 55/- (des. 5/-).

TELEPHONE SETS. Type H Mk. III with sound-powered Handset—no battery required. Magneto ringing, compactly housed in metal case with hinged lid, 9in x 5in x 4in. (approx.). Easiest to install—twin-wire connection from one set to the other—no upkeep costs and a sensational bargain:—21/- per set (des. 1/6) or the pair for 39/6 (des. 2/-).

GEARED MAINS MOTORS (Capacitor-induction) 220/240 v. A.C. Size 7in. long by 4in. dia. 1,500 r.p.m. with 5/1 gearbox fitted giving final shaft speed of 300 r.p.m. at great torque. These are substantially built to a precise standard for continuous duty and full load starting. Reversible. Supplied with capacitor and diagram, brand new, £4/10/- (des. 1/6).

"FUZIT" WIRE JOINTERS—apart from their normal use the value of this offer lies in the fine portable transformer. Prim.—200/250 v., sec.—45 volts 3 amps (continuous). The complete equipment with carbon-electrode Hand Tool for electrically welding wires, copper or resistance, 50/8 8WG, (List £6/6/-). Brand new, with instructions, 32/6 (des. 1/6).

THERMOSTATS, some useful offers:—"Unity," range 35/70 deg. F., differential 4 deg., capacity 15 amps., 25/- (des. 1/-). "Teddington," range 40/80 deg. F., diff. 4 deg., capacity 10 amps., 39/6. Capillary type (ex Govt. new). Range 55/90 deg. F. Phil (for Immersion) 8in. long, capillary tube 3ft. long, 17/6 (des. 1/-).

EOT-WIRE AMMETERS for R.F. or L.F. currents. 5in. dia. Brand new Admiralty Instruments with magnetic damping and fuse. Two models, 0/1.2 amp. and 0/2 amps. Either 7/6 (packing despatch 1/6).

HIGH-DUTY VANE PUMPS. Made to top specification in bronze throughout for Admiralty. Power required to drive approx. 1 h.p. Will pump up to 3,000 g.p.h. Head 75ft Suction lift 2ft. Industrial concerns will be supplied with photograph, giving dimensions on request. Brand new, £2/15/- (des. 4/6). Also the reliable **STUART CENTRIFUGAL PUMPS** from stock. Self-contained Motor/Pump Unit for 220/250 v. A.C. No. 10 (120 g.p.h.). £5/15/- (des. 1/6). No. 12 (600 g.p.h.) £8/10/- (des. 3/6).

HIGH DUTY SELENIUM RECTIFIERS, industrial funnel cooled type. D.C. delivery up to 30 volts 20 amps. full-wave (List price £9 each). Brand new, 72/6 each (des. 2/-). A pair of these in bridge will deliver up to 30 volts 50 amps. full-wave, 27 the pair (carr. 3/6).

OUR NEW MULTI-PURPOSE TRANSFORMER. Primary tapped 200/220/240 v. Secondary tapped 0/5/12/20/30 v. 2 amps. This ingenious transformer provides the following secondary voltages: 5, 7, 8, 10, 12, 15, 18, 20, 25 and 30 at 2 amps., with further adjustment by m/a-volting primary, 27/6 (des. 1/-).


Further details of any item with sketch or photograph sent on receipt of stamp. The diligent and enthusiastic service.

M. R. SUPPLIES Ltd., 68, New Oxford Street, London W.C.1

Telephone MUSEum 2958

PLEASE tell us of OTHER applications

Drayton 'Hydroflex' Metal Bellows are an essential component part in Automatic coolant regulation . . . Movement for pressure change . . . Packless gland to seal spindle in high vacua . . . Reservoir to accept liquid expansion . . . Dashpot or delay device . . . Barometric measurement or control . . . Pressurised couplings where vibration or movement is present . . . Dust seal to prevent ingress of dirt . . . pressure reducing



valves . . . Hydraulic transmission . . . Distance thermostatic control . . . Low torque flexible coupling . . . Pressure sealed rocking movement . . . Pressurised rotating shaft seals . . . Aircraft pressurised cabin expansion . . . Refrigeration expansion valves . . . Thermostatic Steam Traps . . . Pressure amplifiers . . . Differential pressure measurements . . . Thermostatic operation of louvre or damper.

for HYDRAULICALLY FORMED

Seamless, one-piece, metal bellows combining the properties of a compression spring able to withstand repeated flexing, a packless gland and a container which can be hermetically sealed. Made by a process unique in this country, they are tough, resilient, with a uniformity of life, performance and reliability in operation unobtainable by any other method.

Drayton METAL BELLOWS

Write for List No. N800-1 DRAYTON REGULATOR & INSTRUMENT CO. LTD., WEST DRAYTON, MIDDLESEX. West Drayton 2611

B.8

designed

**with
your
specific
needs
in
mind**



MODEL 1035

The Cossor general purpose Oscillograph is designed and built by electronic engineers who are themselves familiar with the everyday problems which technicians have to face. The instrument consists of a Double Beam Tube operated at 2kV., a Time Base, Y Deflection Amplifiers and Internal Power Supplies. The 90mm. screen is flat, and traces

are presented over the full area. Signals are normally fed through the Amplifiers, and the calibrated Y-Shift controls provide a measurement of the applied voltages. The Time Base operates repetitively, or by external trigger (for single stroke operation), or at trigger pulse repetition frequency for continuous scanning. A calibrated X-Shift Control is provided for the measurement of Time.



**Model 1428
CAMERA**

Specially developed for use with Cossor Oscillographs, it provides the simplest means of recording stationary or non-recurrent waveforms and slow transients by the moving film method on standard perforated 35 mm. film or paper. Of robust construction, it has provision for power drive by the Cossor Three-Speed Motor Attachment, Model 1429.

**COSSOR
Double Beam
OSCILLOGRAPH**

Further details obtainable on application to:—

A. C. COSSOR LTD., INSTRUMENT DIVISION, HIGHBURY, LONDON, N.5

THE RADIO TELEPHONE YOU
CAN TUCK UNDER THE DASH



NOTE THESE
FEATURES

Size T/R. 11½ in. × 8 in. × 4 in. (30 cm. × 21 cm. × 10 cm.)
Power Pack 8 in. × 5½ in. × 3½ in. (21 cm. × 14 cm. × 8 cm.)
Weight T/R 15½ lbs. (7 kg.), Power Pack 9½ lbs. (4.2 kg.)

The Transceiver is easily installed below the instrument panel with the small power pack in any convenient place. The remarkably low battery drain permits connection of the set to the car batteries, obviating the cost and weight of auxiliary accumulators or larger dynamo.

BRITISH COMMUNICATIONS CORPORATION LTD. Gordon Avenue, Stanmore, Middlesex. Tel. GR1msdyke 1455

B.C.C. V.H.F. RADIO TELEPHONE EQUIPMENT

The B.C.C. Mobile Radio-Telephone illustrated here will give two-way communication with the Fixed Station up to a distance of 25 miles or with the portable Pack-set up to 5 miles.

This B.C.C. equipment sets a new standard in V.H.F. Communications Technique and has been approved by the G.P.O. The complete range consists of:

Fixed Stations ... Models L111 & H111
Mobiles ... Models L67 & H67
Pack Sets ... Models L45V & H45V
Hand Portables ... Models L45AV & H45AV

This equipment can be supplied to cover any spot frequency in the 75-100 Mc/s or 150-185 Mc/s bands.

Write now for full details and outstanding features of this remarkable equipment.



DESIGNERS -
MANUFACTURERS -
AMATEURS -

For EFFICIENCY &
RELIABILITY
INSIST on -

Cyldon
VARIABLE
CAPACITORS

All
standard laws,
capacity ranges,
& voltages up to 15kV.

AIR-SPACED TRIMMERS

MICA DIELECTRIC
COMPRESSION TRIMMERS

VARIABLE
TRANSMITTING
CAPACITORS

Manufacturers:
SYDNEY S. BIRD & Sons, Ltd.
Cambridge Arterial Rd., Enfield, Middx.
Phone: Enfield 2071-2

TRANSFORMERS AND CHOKES

SPECIALLY DESIGNED
FOR ALL
ELECTRONIC
EQUIPMENT

SOUND
CONSTRUCTION

EFFICIENT
DESIGN

INDUSTRIAL TYPES
UP TO 25 K.V.A.

STEWART TRANSFORMERS Ltd.
1021 FINCHLEY RD., LONDON, N.W.11

Tel.: SPEdwell 3000 and 3533



Mullard

REVIEW OF NEW AND CURRENT VALVES

MULLARD MINIATURES. The Mullard range of miniature valves on the B7G (7-pin button) base includes both mains ("D") and battery ("E") types, and meets most requirements for miniature telecommunication receivers, industrial electronic equipment and light-weight miniature measuring instruments. The present range includes the following :-

- EY91 Half-wave Rectifier
- EC91 V.H.F. Grounded-grid Triode
- EF91 High Slope, Sharp Cut-off R.F. Pentode (6AM6)
- EF92 Vari-mu, R.F. or I.F. Pentode
- EAC91 Diode Triode for frequency-changing up to 300 Mc/s
- EB91 Screened Double Diode (6AL5) (separate cathodes)
- EL91 Output Pentode (6AM5) (1.4W Output)
- ECC91 V.H.F. Double Triode (6J6) (physical common cathode)

- DK91 Vari-mu Heptode Frequency Changer (1R5)
- DF91 Vari-mu R.F. or I.F. Pentode (1T4)
- DF92 Sharp Cut-off R.F. Pentode
- DAF91 Single Diode Pentode (1S5)
- DL92 Output Pentode (3S4) (0.27W Output)
- DL93 A.F. or R.F. Output Pentode (3A4)
- DL94 Output Pentode (3V4) (0.27W Output)
- DA90 R.F. Diode (1A3)
- DCC90 R.F. Double Triode (3A5)
- 2D21 Gas-filled Tetrode (Vh=6.3V)

A RANGE OF INDUSTRIAL PHOTOCELLS. The Mullard range of all-glass photocells finds a particularly wide range of applications in industry and research. The types with caesium/silver-oxide cathodes (type C), have a high sensitivity to incandescent light and near infra-red radiation and are particularly recommended for applications where a high output is required. For colour matching and photometric applications,



photocells with caesium/antimony cathodes (type A) are available, with a particularly high sensitivity to daylight and radiation throughout the visible colour spectrum. The end-view photocell 58CV, is intended for use in compact photometric units where conservation of space is of utmost importance.

No.	Type	Cathode Surface	Base	Sensitivity (µA/l)
20CV	Vacuum	C	B8G	25
20CG	Gas-filled	C	B8G	150
90CV	Vacuum	C	B7G	20
90CG	Gas-filled	C	B7G	125
20AV	Vacuum	A	B8G	45
90AV	Vacuum	A	B7G	45
58CV	Vacuum	C	Wire-In	15
58CG	Gas-filled	C	Wire-in	85

MULLARD DISC-SEAL TRIODES FOR U.H.F.



For applications such as U.H.F. links, local oscillators, and wide band applications such as multi-channel communication systems, radar altimeters, etc., the use of frequencies up to 1500Mc/s or even 3000Mc/s is often required. The Mullard Disc-Seal Triodes have been designed specifically for such purposes.

In the ME1001, adequate cooling and low inductance are combined in the design of the anode and grid discs to give an anode dissipation of 10 watts and an upper frequency limit (as an oscillator) of 3750-3500Mc/s (8-8.5cm).

The ME1003 is basically similar in design to the ME1001, but the larger electrodes permit an anode dissipation of 25 watts. However, the larger clearances necessary to obtain this value, limit the upper frequency to 2500Mc/s.

PRINCIPAL CHARACTERISTICS

	ME1001	ME1003
Heater Voltage (V)	6.3	6.3
Heater Current (A)	0.4	1.0
Max. Anode Voltage (V)	350	500
Max. Anode Dissipation (W)	10	25
Max. Anode Current (mA)	50	200
Max. Peak Anode Current (mA)	150	500
Power Output (W)	0.5	6
	(at 3000 Mc/s)	(at 1500 Mc/s)
	3.5	20
	(at 500 Mc/s)	(at 430 Mc/s)
Mutual Conductance (mA/V)	6	20
Amplification Factor	30	30

B.I.F.

We are Exhibiting in the Scientific Instruments Section at Olympia.

STAND C69




Radio Frequency Bridge Type B.601

Balanced, unbalanced and three terminal measurements between 15 Kc/s and 5 Mc/s.
 Capacity: 0.01 pfd. - 0.02 mfd.
 Resistance: 10 ohms - 10 megohms.
 Inductance: 0.5 microhenry - 0.05 Hy.
 Accuracy: $\pm 1\%$ to 3 Mc/s. $\pm 2\%$ to 5 Mc/s.



V.H.F. Admittance Bridge Type B.701

Balanced and unbalanced measurement between 1 and 100 Mc/s.
 Susceptance: Equivalent to ± 80 pfd.
 Conductance: 0 to 100 millimhos.
 Accuracy: $\pm 2\%$, $\pm .5$ pfd., $\pm .05$ millimho.



V.H.F. Admittance Bridge Type B.801

V.H.F. Admittance Bridge Type B.901

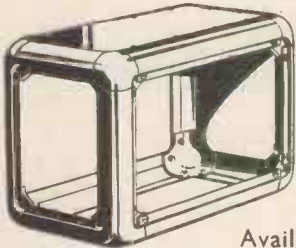


Unbalanced measurement between 75 and 250 Mc/s.
 Susceptance: Equivalent to ± 80 pfd.
 Conductance: 0 to 100 millimhos.
 This bridge will be available soon.



Balanced and unbalanced measurement between 1 and 100 Mc/s.
 Susceptance: Equivalent to ± 250 pfd.
 Conductance: 0 - 100 millimhos.
 Accuracy: $\pm 2\%$, $\pm .5$ pfd., $\pm .1$ millimho.

THE WAYNE KERR LABORATORIES LTD., NEW MALDEN, SURREY. MALDEN 2202



**Widney -
 RIGID DORLEC
 CABINET SYSTEM**

Available now in two gauges★, this prefabricated method of building practical cabinets without elaborate tools is proving more popular than ever. Fully illustrated and dimensioned lists are available on request.

★ "Standard" gauge Outside Radius $1\frac{3}{16}$ " (List R2)
 "Small" gauge Outside Radius $\frac{1}{16}$ " (List R3).

Technical & Sales Agent
C. H. DAVIS
 59, BROMPTON RD.,
 LONDON, S.W.3
 Telephone: KEN. 4201

HUGE DEMAND FOR THE MURPHY T.V. PATTERN GENERATOR ★

The demand for the Murphy T.V. Pattern Generator continues to grow, and although substantial deliveries are being made, our waiting list is still a very considerable one.

EARLY APPLICATION IS ADVISABLE AS WE ARE RECEIVING MANY REPEAT ORDERS.

For those who are still unaware of the outstanding excellence of the Murphy T.V. Pattern Generator we invite you to make application for a demonstration.

★ The Murphy T.P.G.11 provides in a small, portable equipment the complete synchronising waveform, as used by the B.B.C., in the test signal, essential for correct alignment of T.V. receivers. A pattern generator which does not give such a waveform is of very limited use, so pay the extra cost—and have a Murphy T.P.G.11.

For full specifications write to:—

F. LIVINGSTON HOGG

65, BARNSBURY STREET, LONDON, N.1.
 or Telephone TUDor 5277 for a demonstration
F. LIVINGSTON HOGG, SPECIALIST IN HIGH GRADE INSTRUMENTS FOR THE COMMUNICATIONS INDUSTRY.



MANUFACTURERS

HALLAM, SLEIGH & CHESTON LTD
 WIDNEY WORKS - BIRMINGHAM - 4

Phone: Aston Cross 0914 (4 lines) * Grams: Superfine, Birmingham 4

NITROGOL *Capacitors*



QUALITY has always been the basis of Dubilier technical supremacy and in the television field too, this factor has confirmed Dubilier's lead in the international field.

Thus it is natural that only components of tested quality and worth will satisfy television engineers. Experience has proved that Dubilier Nitrogol Capacitors, acknowledged by technicians throughout the world for their reliability, are best suited to the manufacturer of television apparatus.

In such applications as radar, amplifiers, undersea cable repeaters and industrial electronic applications,

Nitrogol Capacitors are again a prime necessity.

Comprehensive catalogues giving detailed information of capacitors and technical service are available upon request.

DUBILIER

CONDENSER CO. (1925) LTD.

DUBILIER CONDENSER CO. (1925) LTD., DUCON WORKS, VICTORIA ROAD, N. ACTON, LONDON, W.3
 'Phone: Acorn 2241 (5 lines). 'Grams: Hivoltcon, Wesphone, London. Cables: Hivoltcon, London. Marconi International Code

New Two Speed-motor....

At the turn of a switch you have two speeds, $33\frac{1}{3}$ or 78 r.p.m. The Turntable is a full 12" diameter; its main spindle precision ground and lapped, runs in phosphor bronze bearings. The synchronous motor is virtually vibrationless and is suitable for playing standard, transcription and microgroove recordings. Guaranteed mechanically perfect. New super light-weight pick-up available with the interchangeable heads for microgroove and standard recordings.




Retail price without pick-up
£13 - 15 - 0

Purchase Tax
£5 - 19 - 2

A **Connoisseur**
PRODUCT

Manufactured by

A. R. SUGDEN & CO. (ENGINEERS) LTD. WELL GREEN LANE BRIGHOUSE YORKS.



MAINS TRANSFORMERS & CHOKES



All "Varley" products are manufactured from the highest quality materials.

Transformers, etc., are individually wound and have interleaved windings with ample insulation, ensuring freedom from breakdown.

The comprehensive range of Shielded and Open type Transformers available meets the requirements of every circuit.

MADE BY

Write for list, etc.

OLIVER PELL CONTROL LTD
CAMBRIDGE ROW · WOOLWICH · S·E·18
Telephone: WOOLWICH 1422

THE NEW B.P.L. SUPER RANGER

20,000 OHMS PER VOLT.



D.C. VOLTS :
100 mV to 5kV

D.C. CURRENT :
1 μA to 1 Amp.

A.C. VOLTS :
0.5V to 5kV.

A.C. CURRENT :
10 mA to 10 Amps

RESISTANCE :
1 ohm to 2 meg-ohms


OUTPUT :
0 to 62 db

METER :
5-inch Long arc, fitted with knife-edge pointer and mirror scale.

LIST PRICE :
£22 - 15 - 0.

BRITISH PHYSICAL LABORATORIES
HOUSEBOAT WORKS, RADLETT, HERTS.

Tel: Radlett 5674-5-6



Your career in **RADAR** starts in the R.A.F

First in the field with Radar, Britain still leads the nations in research into its future. That is why the Air Force is the finest Radar School in the world and offers such a wonderful opportunity to make Radar your career. You earn while you learn. You get an important job

at the end of your training—as Radar fitter, mechanic, assistant.

And Radar is only one of the many skilled trades open to men between the ages of 17½ and 33 who sign on for five years in the R.A.F.

Learn your trade in the
ROYAL AIR FORCE
 and be trained for life!

TO:—AIR MINISTRY
 DEPT. W.D.3 VICTORY HOUSE,
 KINGSWAY, LONDON, W.C.2

*Please send full details of
 R.A.F. careers.*

NAME.....
 ADDRESS.....
 AGE.....



EX-AIRMEN SHOULD ASK FOR DETAILS OF £125 BOUNTY SCHEME

TELCON TELEVISION AERIAL DOWNLEADS



*For Improved Picture Quality
and Maximum Efficiency*

TELCON have recently introduced a new 80 ohm balanced screen twin feeder for fringe area operation. This coupled with our well-known K.12.SM. covers all possible requirements for screened twin television aerial feeders.


CABLE CHARACTERISTICS

Area	Local	Fringe
Code	K.12.SM.	BA.24.PSM.
Attenuation db/100 ft. at 45 Mc/s	5.9	2.5
Overall diameter	0.232"	0.297"

Further details of these and other R.F. Cables on application.

THE TELEGRAPH CONSTRUCTION & MAINTENANCE CO LTD

Head Office: 22, OLD BROAD STREET, LONDON, E.C.2. Telephone: LONDON Wall 7104
All enquiries to: TELCON WORKS, GREENWICH, S.E.10. Telephone: GREENWICH 3291



YOUR CHASSIS, SIR!

YOU can build the handsome SUPERHET pictured above!
It's so SIMPLE, failure is IMPOSSIBLE!

Yet the performance equals that of commercially built units at double the price. You can be PROUD of your achievement—since the cost is well within your pocket!

How is it done? As thousands of our delighted friends know the secret lies in the use of the pre-aligned MODEL 30 TUNING UNIT comprising the famous 3 waveband model 30 superhet. Coil pack, pair of 'MM' I.F. Transformers, dial (with new station names) and 2 gang Condenser—the WHOLE ALIGNED AND SEALED AS A UNIT! Price 54/9 (Inc.) or 76/6 with J.B. S.L.8 spin-wheel Tuner. We supply COMPLETELY punched chassis 12in x 9in. x 2 1/2in. at 11/6 ea. "Easy-as-A.B.C." construction sheets at 3/6 per set AND all Components for 30 Feeder Unit, 40 Feeder Unit (with R.F. stage), 5v. A.C., 5v. A.C./D.C., 6v. A.C. and 10 watt quality Amplifier. For further details, and a host of valuable circuits, data, etc., send 1/6 NOW for NEW EIGHTH EDITION of "The Home Constructor's Handbook" and Catalogue. This book has now been greatly enlarged. All standard Radio and Television lines are available, of course, at the KEENEST prices!

RODING LABORATORIES

(Mail Order Dept.)

70, LORD AVENUE, ILFORD, ESSEX
Phone: WAN. 5486

You are
offering

★ PEAK
PERFORMANCE



with the

**GRAMPHIAN
D.P.I.**

THE IDEAL MICROPHONE
FOR P.A. WORK,
BROADCASTING AND
RECORDING

Here is a wide range high fidelity moving coil type Microphone which combines good sensitivity with a level response curve. Equally suitable for Auditorium or Outdoor Work, and its use can confidently be advised for Amateur as well as Professional use. Housed in modern streamlined die cast alloy case of great strength and finished in hammered metallic lacquer with chromium plated grille. Delivery from stock. List price £8.8.0

Dimensions 3" diam. 3 3/8" back to front, Net weight 2 lb. Frequency response 60-9,000 c.p.s. Output impedance 15 ohms. Fitting 5/16" B.S.F. Connection 2-pin plug.

GRAMPHIAN
P.A. EQUIPMENT

Gramphian Reproducers Ltd., Hampton Road, Hanworth, Middx.
Phone: Feltham 2657.

An entirely new development...

THE METROVICK UNIVERSAL METER

This latest Metrovick product in the field of electronics gives the Electronic and Radio Engineer all he needs in a multi-range instrument for the measurement of current, resistance and voltage. In addition, provision for R.F. Voltages is made by the inclusion of a probe which employs a diode valve for rectification. All sections give indication on the same moving coil instrument, and a multiplier switch enables all the A.C. and D.C. ranges, except the 1000 volt scales to be trebled if required.

Though so compact, the instrument is robust enough to be used constantly under average conditions. It weighs only 17 lb., and is contained in an attractive steel case in cream or blue hard stoved enamel, fitted with leather carrying handle.

TYPE 214



Send for further details
contained in leaflet 652/2-1



METROPOLITAN-VICKERS ELECTRICAL CO. LTD.

TRAFFORD PARK, MANCHESTER 17

New Moving Iron Meters

Taylor moving iron meters are repulsion type instruments of an improved and patented design, noteworthy is the almost linear scale shape from 20% to full scale. Available in round flush and semi-flush rectangular types, many ranges are "ex stock"

Illustrated catalogues of all Taylor products gladly sent upon request



SERIES 400

TAYLOR ELECTRICAL INSTRUMENTS LTD
 419-424 MONTROSE AVENUE, SLOUGH, BUCKS, ENGLAND
 Telephone SLOUGH 21381 (4 lines) Grams & Cables TAYLINS, SLOUGH

Other products include: MULTIRANGE A.C. D.C. TEST METERS
 SIGNAL GENERATORS • VALVE TESTERS • A.C. BRIDGES
 CIRCUIT ANALYSERS • CATHODE RAY OSCILLOGRAPHS
 HIGH AND LOW RANGE OHMMETERS • OUTPUT METERS
 INSULATION TESTERS • MOVING COIL INSTRUMENTS

Stars for Sale!

SPECIFIED T.V. PARTS from stock

T.C.C. CONDENSERS		
2pF 20% ceramic	SCP4	1/-
10pF 10% do.	SCT1	2/6
15pF 20% do.	SOD3	1/3
40pF 10% do.	SCT1	2/6
40pF 20% do.	SCT1	1/9
47pF 20% do.	SCT1	1/9
500 pF mica	CM30	1/6
.0001 mica	CM20	1/2
.0003 do.	CM30	1/2
.001 do.	CM20	1/9
.001 Metalmite	CP119W	1/9
.002 do.	CP308	1/9
.005 do.	CP328	1/10
.01 do.	CP338	1/10
.01 do.	CP32N	1/8
.015 do.	CP33N	2/-
.02 do.	CP33N	1/9
.05 do.	CP378	2/1
.1 do.	CP37N	2/3
.1 do.	CP36H	2/2
.25 Metalpack	CP48N	2/8
.01/500v. Tubular	543	1/1
1/500v. do.	543	1/3
.001/6KV Cathodray	CP550Q	4/6
.001/12.5KV do.	CP56V0	7/6
.01/6KV do.	CP56Q0	7/6
1/7KV do.	CP58Q0	15/-
1/350v. Picopack	CE30N	2/6
2/150v. do.	CE30G	2/6
20/12v. do.	CE30B	2/6
16/350 Lectropack	CE26L	4/9
30/350 do.	CE29L	6/6
32/450 do.	CE37P	10/-
32+22/450 do.	Televisor	12/-
40/350 do.	CE10L	7/6
100/350 do.	CE10LE	13/6
250/50 do.	CE10DA	10/-
250/73 do.	CE25AA	6/9
250/50 do.	CE10DA	13/6
250/73 do.	CE25AA	6/9

MORGANITE RESISTORS—Contd.
 Type R midget 1w 20% 6
 Type R midget 1w 10% 9

RELIANCE POTENTIOMETERS
 Type TW wire-wound 100, 500, 1K, 2K, 2.5K, 5K, 10K, 25K, 50K 4/6
 Type TW 100K 5/-
 Type SG Carbon 150K, 2 Meg. 5/-

TALLON CONSOLE TV CABINETS
 12in. Viewmaster £12 10 0
 12in. "Electronic Eng." £13 10 0 (Sent carr. pd. packed flat.)

WHITELEY Table Cabinet for 9in. Viewmaster, complete with mask, glass and engraved knobs £8 17 6

12in. conversion parts for Viewmaster 17/6
 Elac PM focus units R17, 21/-; R20, 22/6; R25 25/-

9in. White masks for round or flat ended tubes 11/3
 12in. do. round or flat 21/6

All parts for the 9in. or 12in. London or Birmingham Viewmaster can be supplied from stock in either single parts at 1g to 7, or in maker's kits. Values:—EF50, 21/4; 6D2, 8/7; EBC33, 11/7; EL35, K761, 6K25, 12/10.

CRTS.—MW22/14C, CRM 92, £11/8/10 6504, £12/5/9; MW31/14C, CRM121, £15/2/5; CRM121A, £16/1/4.

Satisfaction guaranteed. All goods postfree over £1.

FRITH RADIOCRAFT Ltd.
 40-41 CHURCH GATE, LONDON E1
 PHONE 58977
 Cables G301 G2R1

CO-AX AIR-SPACED ARTICULATED R.F. CABLES



BASICALLY BETTER

IMMEDIATE DELIVERIES FOR HOME & EXPORT

LOW ATTEN. TYPES	IMPED. OHMS	ATTEN. dB/100ft	LOADING At 100 Mc/s	O.D.
A.1	74	1.7	0.11	0.36
A.2	74	1.3	0.24	0.44
A.34	73	0.6	1.5	0.85

HIGH POWER FLEXIBLE

LOW CAPAC. TYPES	CAPAC. mm/ft	IMPED. OHMS	ATTEN. dB/100ft. At 100 Mc/s	O.D.
C.1	7.3	150	2.5	0.36
P.C.1	10.2	132	3.1	0.36
C.H	6.3	173	3.2	0.36
C.2	6.3	171	2.15	0.44
C.22	5.5	184	2.8	0.44
C.3	5.4	197	1.9	0.64
C.33	4.8	220	2.4	0.64
C.44	4.1	252	2.1	1.03

PHOTOCELL CABLE

VERY LOW CAPACITANCE CABLES

FOR RADIO FREQUENCIES

FOR VIDEO and SPECIAL APPLICATIONS



Write for data sheets to the originators of air-spaced R.F. Cables.
TRANSRADIO LTD. 138A CROMWELL ROAD LONDON SW.7.
 CONTRACTORS TO H. M. GOVERNMENT

FREQUENCY SHIFT EQUIPMENT

Now available!

FREQUENCY SHIFT RECEIVING TERMINAL

Type FSRI. For the conversion of radio communication receivers to frequency shift operation.



FREQUENCY SHIFT KEYING UNIT

Type FSK2. For the conversion of radio transmitters to frequency shift keying.

The above equipment can be fitted on site by Station Engineers. Modification of the radio equipment, if required, would be of a minor nature.

AUTOMATIC TELEPHONE & ELECTRIC Co. Ltd.

(RADIO & TRANSMISSION DIVISION)

Strowger House, Arundel Street, London, W.C.2

Telephone: TEMple Bar 9262.

Telegrams: Strowger, Estrand, London

STROWGER WORKS, LIVERPOOL, 7





CERAMICS

by **U.I.C.**

UNITED INSULATOR COMPANY LTD.

TOLWORTH

SURBITON

SURREY

ENGLAND

Cables: Calanel, Surbiton.

Telephone: Elmbridge 5241

TELEVISION from 50 OR 110 VOLT D.C. SUPPLIES

BUILT TO MEET THE NEEDS OF THE MOMENT BY VALRADIO—THE CONVERTER PEOPLE.

This Power Unit is designed for driving

THE PYE UNIVERSAL AC/DC TELEVISION RECEIVER

from Low Voltage D.C. supplies of 50 or 110 volts.

The output is D.C., with less than a ½-volt ripple, resulting in an exceptionally steady picture. The conversion efficiency is 80% with a current consumption of 1.4 amps on 110-volts or 2.8 amps on 50-volts supply.

TYPE No. 240/125/110-A or

TYPE No. 240/125/50-A.

PRICE £16-0-0

Literature upon request to

VALRADIO LIMITED

57 FORTRESS ROAD, LONDON, N.W.5

GULLiver 5165

"You're CERTAIN to get it at ARTHURS !"

★ VALVES: We have probably the largest stock of valves in the country. Send your enquiries.

AVO METERS IN STOCK

Avo Model 7	£19 10 0
Avo Model 7, high resistance	£19 10 0
Avo Model 40	£17 10 0
Valve Tester	£16 10 0
Test bridge	£11 0 0
Avo Minor, AC/DC model	£8 10 0
Electronic Test Meter	£35 0 0
Signal Generator	£25 0 0
Valve characteristic meter	£40 0 0

TAYLORS METERS. List on request.

LATEST VALVE MANUALS

- Mullard - 5/- ea.
- Mazda - 1/- ea.
- Brimar - 2/6 ea.
- Brimar Teletube & Radio - 4/-
- Post 4d. each extra

- DECCA PICK-UPS £3 15 5
- DECCA HEAD for Garrard £2 19 2
- Adaptors 3 8

COSSOR DOUBLE BEAM OSCILLOSCOPE £85 10 0

"Viewmaster" Television Kits in stock for Birmingham and London area. Please state which required.

LONDON'S OLDEST LEADING RADIO DEALERS

Arthur's

EST. 1919

PROPS: ARTHUR GRAY, LTD. Terms C.O.D. or cash with order

Our Only Address: Gray House, 150/152 Charing Cross Rd., London, W.C.2 TEMple Bar 5833/4 and 4765

ELECTRICAL, TELEVISION & RADIO ENGINEERS.



TYPE 701 H.F. SIGNAL GENERATOR

SIGNAL GENERATORS



A RANGE from 30 c/s to 30 Mc/s is covered by the Signal Generators illustrated here. One or other of these will be found to meet the requirements of most laboratories, workshops and experimental departments engaged on audio or radio frequency measurements. The particular features of these instruments are their accuracy, stability, wave form and constancy of output combined with a robust construction suitable for bench use or for forward mounting on the standard nineteen-inch rack. Pamphlets 11 & 12 give further details

Range: 30 kc/s to 30 Mc/s in seven stages.
 Frequency Calibration Accuracy: $\pm 1\%$.
 Output Level: Variable from $1\mu\text{V}$ to 1 volt. Additional output terminal at 5 volts.
 Modulation: Internal at 1 kc/s. External 30 c/s to 10 kc/s. Depth variable 0 - 80%.
 Frequency Modulation: Negligible.
 Output and Frequency: Unaffected by load conditions and output constant over frequency range.

TYPE 702 L.F. SIGNAL GENERATOR.

Range: 30 c/s to 30 kc/s in three stages.
 Accuracy of Calibration: $\pm 1\% \pm 1$ c/s.
 Stability: $\pm 0.5\% \pm 0.5$ c/s.
 Distortion: Less than 2%.
 Output Meter: Calibrated in db and open circuit volts.
 Attenuator: Standard output impedance with steps of -20db, -40 db, -60 db.
 Output: 100mW into 600 ohms or 15V open circuit.



OSCILLOSCOPES
 VALVE VOLTMETERS
 SIGNAL GENERATORS
 RADIATION INSTRUMENTS
 BRIDGE OSCILLATORS
 ELECTRONIC COUNTERS
 INSULATION TESTERS
 COMMUNICATION TEST GEAR
 INDUSTRIAL ELECTRONIC APPARATUS

The Quality of an  product is outstanding

AIRMec LABORATORIES LTD


HIGH WYCOMBE · BUCKINGHAMSHIRE · ENGLAND

TEL: HIGH WYCOMBE 2060

CABLES: COMMLABS HIGH WYCOMBE


DESIGNERS AND MANUFACTURERS OF SCIENTIFIC AND INDUSTRIAL ELECTRONIC EQUIPMENT

A.L.42

Serving the Four  Corners
of the World

The need for reliable Radio communication is being met throughout the world by Redifon equipment for many civil, commercial, marine and aeronautical services. The G.41, illustrated, is a typical example of a 5-7½ KW Transmitter for world wide, high speed Telegraphy, Teletypewriter, Telephony and Broadcast purposes.

COMMUNICATIONS
Redifon
Radio



G.41 Transmitter with doors removed to show controls.

Radio Communications Division

REDIFON LIMITED, BROOMHILL ROAD, WANDSWORTH, S.W.18
DESIGNERS & MANUFACTURERS OF RADIO COMMUNICATION & INDUSTRIAL ELECTRONIC EQUIPMENT. Phone: VANdyke 5691

"REPRODUCTION OF RECORDS—1"

by J. H. Brierley

Booklet. Price 3/6 (by post 3/11).

This booklet is the first of a series of practical booklets dealing with specialised high fidelity equipment

After touching on some aspects of fundamental design, a preamplifier is described incorporating all necessary equalising, variable tone control and filter circuits, which requires 5 mV. at the grid of the input for an output of 2 v.—the hum and noise level not being higher than -60 dbs.

Twenty-one drawings and photographic illustrations are employed in giving precise wiring and constructional details: in addition the reasons *why* certain things must be done are fully discussed so that the reader is left with a knowledge of *how* to do things rather than an ability to copy slavishly some standard design.

The scope of this booklet covers also the connecting of pick-ups to pre-amplifiers, the connecting of pre-amplifiers to amplifiers, the construction of a "Rumble Filter" and advice on general layout.

Order from your local radio or book shop or direct.

J. H. BRIERLEY (Gramophones & Recordings) LTD.

46, Tithebarn Street, Liverpool, 2

BALDWIN

MOVING-COIL
for d.c.

RECTIFIER
for a.f.

THERMAL
for h.f.



4-INCH SQUARE FLUSH-MOUNTING INSTRUMENTS

especially for electronic test-gear


MAY HAVE ILLUMINATED DIAL — FIRST-
GRADE ACCURACY TO BS. 89

Other instruments include Visual Null Indicator
Resistance Boxes, Potentiometer, etc.

BALDWIN INSTRUMENT Co. Ltd.
DARTFORD, KENT *Dartford 2989*

LONDON CENTRAL RADIO STORES

Government Surplus - Immediate Delivery from Stock



UNREPEATABLE OFFER

4-VALVE USED SUPERHET UTILITY RECEIVER

Every one guaranteed to be in working order. Medium Wave-band only.

Four valves, P.M. Speaker, complete in pinewood cabinet size 13½ x 12 x 6½ in. A.C. mains 200/250 volts. In good condition.

PRICE

£3.19.6

Plus 5/- carr. and pkg.



PHILIPS 6-VALVE COMMUNICATIONS RECEIVER

16-50, 200-550 and 800-2,500 metres. R/F, F/C, 2 I.F.s D.D.T. Pentode Output. Spin-wheel tuning. In black metal case with built-in speaker. Complete with power pack, A.C. 200-250 v. Can also be supplied with 12 v. D.C. power pack if required.


BRAND NEW—EX.-GOVT.

£17.10.0

CATHODE RAY TUBES

12in. VCR140 Blue Screen, Magnetic deflection, magnetic focus maximum 6 Kv., heater 4 v., international octal standard connections 90/-, carr. and pkg., 5/- New VCR97 6in. tube, 37/6, carr. and pkg., 5/-.

R.A.F. 6-VALVE SUPERHET RECEIVER UNIT No. 25

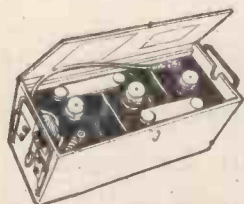


All valves guaranteed. This unit is easily adapted for Short-wave reception for home use. In addition to two EF36, two EF39, one EK32 and one EBC33 valves, it contains 1 pr. 460 Kc/s iron dust I.F. Transformers, Mic. and phone output transformers, a number of resistances and fixed condensers of useful values, two 1 mfd. 500 v. wkg. and four .1 tubular condensers, pot/meters, Int. Octal Valve holders, Tuning Coil, etc., mounted on steel chassis 8½ x 6½ x 2½ in. FREE circuit diagram 9in. x 19in. showing all components, supplied with each set. In new condition. **22/6**

FRACTIONAL H.P. A.C. MOTORS, converted from ex-Govt. Generators. Brush type 220-250 v. 50 cycles, approx. 5,000 r.p.m. Overall diam. 10 x 4in. ½ in. spindle extends 1in. both ends. **21/-.**

HEADPHONES. American lightweight, 200 ohms, suitable for Deaf Aid, 7/6 pair.

BRAND NEW ACCUMULATORS



Complete in strong case, as illustrated. British made. 6v. 85a. Size 12x9x7 in. Weight 45 lb. **£3.10.0** Carriage and pkg., 5/-.

1/30th H.P. MOTORS. Constant speed. Double-ended spindles. 220-250 v. These motors are new, not surplus conversions and are suitable for 16 mm projectors and many other purposes. **A.C./D.C., 37/6.**

VISION UNIT, Type 162. Complete with 6in. 517 C.R. Tube, 2in. 130 C.R. Tube, one 807, three VR65, one 6J5 valves. 0.5 milliammeter, condensers, etc. Suitable for television, 55/-.

CO-AXIAL CABLE for T.V., 75 ohms, 12 yard lengths, 8/-.

2-VOLT VIBRATORS, Type R76C. 7-pin self-rectifying. Output 200 v. at 60 mA. Made by Electronic Laboratories Inc., 7/6.

UNI-SELECTOR SWITCHES

with complete wipers, 4-bank, 37/6; 6-bank, 37/6; 3-bank, 22/6.

FIVE-WAY RUBBER COVERED CABLE. Suitable for lighting and other purposes. Per doz. yds., 6/-.

MOVING COIL HAND MICROPHONE. Complete, 5/6.

BALL MICROPHONE



Manufactured by Standard Electric. All in perfect condition. Suitable for broadcasting and recording. Moving Coil (Dynamic). Omni-directional. No energising necessary. High Fidelity. Coil Impedance 15 ohm and will work very well in conjunction with an ordinary speaker transformer. Is of the type used by many leading bodies, such as the B.B.C. and G.P.O. for high fidelity reproduction, **£4.17.6**

PLEASE NOTE

● All carriage paid unless otherwise stated. ● Carriage charges relate to British Isles only. ● We do not issue lists or catalogues. ● We have hundreds of items in stock too numerous to list, including Special Admiralty Transmitters, Receivers, etc., so when in Town pay us a visit.

PHOTO-ELECTRIC CELLS, Type GS17. These cells are the gas-filled type with caesium Cathode. Made by Cintel. Minimum sensitivity 100 uA/lumen, working volts 100 D.C. or peak A.C. Projected cathode area 16 sq. cm. Suitable for 16 mm. Home Cinema Talkie equipment, Safety Devices, Colour and Photo Matching, Burglar Alarms, Automatic Counting, Door Opening, etc. Brand new **42/6** In original cartons,

MAP READING TORCH



Powerful magnifying lens, 3in. diam. in bakelite case. Fitted with dimmer switch. Takes 2 U2 cells. With bulb, less batteries. **22/6**

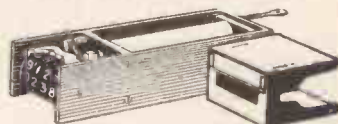
WALKIE-TALKIE (Transmitter and Receiver) CHASSIS, Type 38 Mk. II Including four ARP12 valves. In metal case. Complete with components, except the Send/Receive switch and the ATP4 valve. With wiring diagram. Price **20/-**

EX-R.A.F. TUNING UNIT TYPE 207A. BRAND NEW. Includes Clystron valve, 3 Neon tubes CV71, 1 5Z4G and other useful components. As illustrated, plus metal cover. **21/6**

PHOTO ELECTRIC CELLS, Type CV143 Small infra-red image, glass converter tube, 50-100 v. Suitable for all purposes. Guaranteed New. N.B.—We cannot enter into correspondence regarding these. **14/6**

SELF-ENERGISING TABLE MICROPHONE AND HEADSETS (Sound Power). The microphone is mounted on a fully adjustable stand with on/off switch. No batteries or current required to operate. **UNUSED IN 10/6** CARTONS.

ELECTRO MAGNETIC COUNTERS

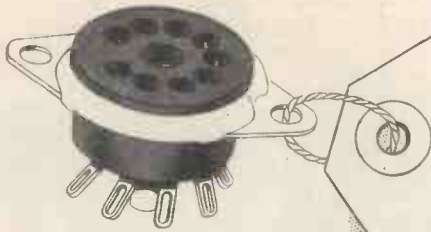


Ex-G.P.O., every one perfect, electro-magnetic, 500 ohm. coil, counting to 9,999, operated from 25 v.-50 v. D.C., many industrial and domestic applications. **7/6**

LONDON CENTRAL RADIO STORES, 23, LISLE ST. (GERrard 2969) LONDON, W.C.2.

Closed Thursday 1 p.m. Open all day Saturday and weekdays 9 a.m.—6 p.m.

Recognised as the Most Reliable Valveholders



B9A—NOVAL

Ref. No. BM9/U

Moulded in Phenol-Formaldehyde

McMURDO Moulded Valveholders

* Also supplied with various saddle assemblies to meet customers' requirements.

THE McMURDO INSTRUMENT COMPANY LTD., VICTORIA WORKS, ASHTEAD, SURREY · ASHTEAD 3401

TELE-RADIO (1943) LTD.

177, EDGWARE ROAD, LONDON, W.2

COMPONENTS FOR QUALITY AMPLIFIERS.

Chassis punched and drilled.....	£1 7 6
Partridge mains transformer 425/150 mA.....	£2 17 0
Partridge mains transformer 425/200 mA.....	£4 8 0
Partridge smoothing choke 25H 60 mA.....	16 0
Partridge smoothing choke 13H 200 mA.....	£1 11 0
Partridge Williamson output transformer (wire ends).....	£5 0 0
Partridge Williamson output transformer (Tag Board).....	£5 13 0
Wharfedale L.S. W10/CS 10in. cloth suspension	£7 5 0
Wharfedale L.S. Golden 10in. Unit 2/3 & 15 ohms	£4 0 0
Wharfedale L.S. Super 8/CS. 2/3 and 15 ohms	£4 0 0
Goodman's single cone loud speakers Audio 60	£6 15 0
Goodman's double cone loud speakers	
Axiom 12.....	£8 8 0
Vitavox K 12/10 loudspeaker.....	£7 0 0
Partridge output transformer PPO/O 6,000 ohms A-A. Sec. 3·75 & 15 ohms	£2 12 6
Partridge output transformer PPO/1 8,000 ohms A-A. Sec. 3·75 & 15 ohms	£2 12 6
Partridge output transformer PPO/2 10,000 ohms A-A. Sec. 3·75 & 15 ohms	£2 12 6
Matched KT66 valves per pair.....	£1 16 6
Matched 6V6 valves per pair.....	£1 5 8
Matched 6F6 valves per pair.....	£1 5 8
Matched PX4 valves per pair.....	£1 13 0
Matched PX25 valves per pair.....	£2 14 10
Matched 6B4 valves per pair.....	18 4
Matched 2A3 valves per pair.....	£1 5 8

Williamson quality amplifier can be seen and heard at our premises in Edgware Road. When ordering please include sufficient for postage and packing.

Shop Hours: Mon.-Sat., 9 a.m.-6 p.m. Thursday, 9 a.m.-1 p.m.
Phone: PAD 6116 or 5606

RUCO PRODUCTS

GLASS DIALS

for the

NEW WAVELENGTHS

are now available

for all our units

RUCO PRODUCTS

Crown Works,

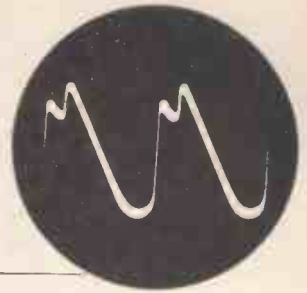
197, Lr. Richmond Rd., Richmond,

Surrey

Phone: Prospect 7463

MINISCOPE

displays Audio Grid overload



INPUT to amplifier under test—Undistorted sine-wave, generous amplitude.



A.F. amplifier test. Test signal to input, Miniscope probes across speech coil. Trace shows grid overloading of output valve due to excessive input voltage.

The M.861B "Miniscope"—the most compact of all oscilloscopes—weighs only 7½ lbs and measures only 6¾" in height—yet is a thoroughly reliable portable instrument of immense value to the serious radio engineer—and at a reasonable price.

Specification

"X" plate sensitivity 50 v/cm. "Y" plate sensitivity 60 v/cm. Time Base frequency sweep 10-50,000 c.p.s. Price £21.0.0

"Add-on" Units available

M.862B Double Beam Unit Price £12.0.0 M.863B I.F. Alignment Unit Price £8.10.0

DELIVERY—AT ONCE

Send for leaflets Nos. X. 9832, X.365 and X.475



minimise

trouble shooting with a

MINISCOPE

A
G.E.C.
PRODUCT

THE GENERAL ELECTRIC CO. LTD., MAGNET HOUSE, KINGSWAY, LONDON, W.C.2



CONSOLE STAND MODEL.

Beautifully designed hand-forged wrought iron, finished in polychromatic bronze which, although unobtrusive, enhances the finest cabinet. This is the aristocrat of Television Stands and is available complete with Magnavista Television Lens, suitable for 9in., 10in. or 12in. Receivers. Price £7/7/-.



DOES IT AGAIN!

Two more winners from the Magnavista production line!

A Trolley Table with lens incorporated which solves the problems "where to put the set and how to fix the Lens" and a Console Stand which, for design and finish, is in advance of anything that you have seen to date.

TROLLEY TABLE MODEL.


Simply designed tubular steel table, with telescopic and swivel Lens adjustment, fitted with large wheels for easy movement. Finished in polychromatic bronze suitable for 9in. 10in. or 12in. Receivers. Price £7/17/6 (incl. Pur. Tax). Magnavista Lenses for this Model at usual list.



There are Magnavista Lenses for all receivers. Available from good dealers.

The **MAGNAVISTA TELEVISION LENS** Leaflet from **METRO PEX LTD.**
38, Great Portland Street, London W.1.
King's Heath Stn., Birmingham 14.

A GREAT NAME rests on public trust



The name Marconi is a household word all over the inhabited world. It has come to mean in people's minds all that is most modern in wireless and communications. In fact, wherever the

English language is spoken, the words Marconi and wireless are interchangeable. The Marconi Company is justifiably proud of the universal confidence its name inspires.

Marconi

the **FIRST** and **GREATEST** name in Wireless

MARCONI'S WIRELESS TELEGRAPH COMPANY LIMITED · MARCONI HOUSE · CHELMSFORD · ESSEX

The Revolutionary

GOLDRING

Headmaster

HYPERFIDELITY

PICK-UP



With an interchangeable Pick-Up Head for every type of record.

Supplied in attractive Display Carton complete with Goldring Tonaliser and Transformer

★

Goldring Products include:

PICK-UPS, PICK-UP HEADS, SAPPHIRE JEWEL POINT NEEDLES, AND RADIOGRAM ACCESSORIES.

Write for full Descriptive Lists and Technical Information

ERWIN SCHARF

49-51a DE BEAUVIOR ROAD, LONDON, N.1

Telephone: CLISSOLD 3434

ACRU

*neon
indicator
lamps*



**ONE-HOLE
FIXING**

In handsome Black Bakelite holder complete with series resistance and leads, to show Pink, Red, Amber or Green, on 230v or 400v AC or DC. Specially designed for easy assembly in 1/2-inch mounting hole.

Send now for full details, prices and terms.

For
**SWITCHBOARDS,
INDICATOR PANELS,
MACHINE CONTROLS,
HEATING APPLIANCES,
ETC.**

THE ACRU ELECTRIC TOOL MFG. CO. LTD.
123, Hyde Road, Manchester, 12,

Ardwick 4284.

talk you down



Continuous pressure is the raison d'etre, but such efficiency is more usefully applied in the 'Talk-you-down' system bringing aircraft safely on to the runway. It is but logical that this important work demands Transformers which are the result of specialised development and manufacture, and it is surprising how often they bear the name

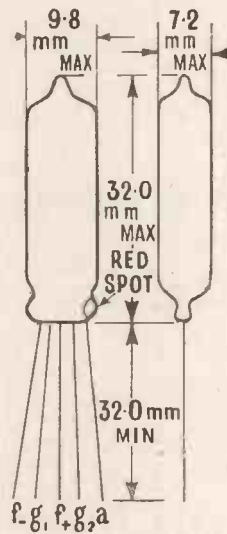
Parmeko

PARMEKO of LEICESTER

Makers of Transformers for the Electronic and Electrical Industries

**12½ mA
Subminiature
Amplifier
Pentode**

XFW20



The XFW20 is a sub-miniature voltage amplifier pentode with a filament current of only 12½ mA.

It is a robust, reliable valve having a high gain and very low microphony.

Its principal use is in the early stages of hearing aids, but it has applications in many small instruments.

TYPICAL OPERATION

Filament Voltage	0.625v
Filament Current	12½ mA
H.T. Supply Voltage	22½v
Anode Load	1 to 2 MΩ
Screen Resistance	3 MΩ
Stage Gain	32



**GREENHILL CRESCENT,
HARROW-ON-THE-HILL, MIDDLESEX**

Telephone: HARrow 2655



SPLENDID ISOLATION

Because its superiority is unchallenged, Signal Generator type TF 867 stands alone, in splendid isolation. Beautifully designed and finished, its behaviour is impeccable over the range 15 kc/s to 30 Mc/s. Especially noteworthy are an expanded wide-view scale and a concentric terminating unit which, while showing exact circuit conditions on an animated diagram, is also a dummy aerial and impedance source of 75Ω or 13Ω . Other facilities of the Signal Generator include crystal standardisation, freedom from unwanted frequency modulation, deep amplitude or carrier shift modulation and stabilised output control. Output is variable from 4V to $0.4\mu\text{V}$ and calibration indicates true artificial signal e.m.f. irrespective of load. For further information please apply:



SIGNAL GENERATOR TF867

MARCONI INSTRUMENTS LIMITED

ST. ALBANS, HERTFORDSHIRE · Telephone: St. Albans 6161/5

Northern Office: 30 Albion Street, Hull · Western Office: 76 Portview Road, Avonmouth · Southern Office & Showrooms: 109 Eaton Square, London, S.W.1 · Midland Office: 19 The Parade, Leamington Spa.

Please ask for folder
"SUMMARY OF
COMMUNICATIONS TEST GEAR"

LONDON OR BIRMINGHAM!

Here is an opportunity worth grasping,
build your own Television Receiver at
a price you can afford.

- No technical knowledge required.
- Designed around common types of valves.
- No unusual types to obtain.
- Will suit 9", 10" or 12" Tubes.
- The most competitive price on the market.

CAN BE BUILT FOR **£20** (C.R. Tube Extra)

Instruction books PRICE 5/- post free.

Write today for further details.

PRE-AMPLIFIERS NOW AVAILABLE

One Valve Model, completely aligned and tested. 30/-
Two " " " " " " 40/-

PERM. MAGNET } For all makes of C.R. Type FR1 21/-
FOCUS RINGS } Tubes Type FR2 22/6
Quote type no. Type FR3 25/-
Ion Traps 3/6 each

HOUGHTON & OSBORNE LTD.

Electron Works, Thame, Oxon.

Telephone: Thame 182.

THE HOUSING PROBLEM

WE HAVE THE ANSWER

We can supply attractive and well-built cabinets to
your design for housing sound equipment.

Almost any finish can be supplied and a wide range
of veneers enables us to match existing furnishing
schemes and styles.

Why not send us a sketch of your requirements, or
better still call and see us.

A fully illustrated leaflet describing our range of
Loudspeaker Cabinets will shortly be available.

May we put your name on our mailing list, to receive
this and future leaflets to be issued.

ROGERS DEVELOPMENTS Co.,

**106, HEATH STREET, HAMPSTEAD,
LONDON, N.W.3**

Tel.: HAMpstead 6901

In their tradition of excellence



GOODMANS
proudly present
the **AUDIOM 60**

REGISTERED TRADE MARK

12" P.M. Loudspeaker
15 Watts Peak A.C.

£6.15s
LIST

GOODMANS INDUSTRIES LTD.
Lancelot Rd., Wembley, Middx.

Tel.: Wembley 1200 (8 lines).

'Grams: Goodaxiom, Wembley.

MORE FLUX DENSITY—GREATER EFFICIENCY—IMPROVED PERFORMANCE.

A single cone medium heavy duty reproducer with an outstanding smoothness in response and performance. The magnet assembly using anisotropic material provides a total flux of 158,000 maxwells on a 1½ in. pole, the back centring device being a dustproof linen disc with concentric corrugations. Functional in design and of robust precision construction, this 12in. unit meets the most modern needs in the field of Public Address Installations, small cinemas, high power radio-gramophones, etc.

Also available ready mounted in a strongly constructed mahogany cabinet (Model AL/5).



For use with this model we recommend Goodmans High Fidelity Heavy Duty Output Transformer, Type H.4. or Multi-Ratio General Purpose Output Transformer, Type T.4/1,2,3 (5,000, 8,000, 10,000, 14,000 ohms push-pull).
Nett Weight, 5 lbs. — 2,265 grammes.

- Overall Diameter 12 5/16in. (31.3 cms.)
- Overall Depth ... 6 15/16in. (17.6 cms.)
- Voice Coil Diameter 1½in. (4.4 cms.)
- Fundamental Resonance ... 75 c.p.s.
- Voice Coil Impedance 15 ohms.
- Power Rating 15 Watts Peak A.C.
- Flux Density 14,000 gauss
- Total Flux..... 158,000 maxwells
- Nett Weight ... 12lb. 13oz. (5,810 gr.)
- Finish Grey Rivelling Enamel

GOOD NEWS

for the discriminating gramophone enthusiast
GREAT REDUCTION IN PRICES

of

**ROTHERMEL
CRYSTAL PICK-UPS**



SENIOR MODEL

This has a handsome bakelite tone arm with offset head to facilitate tracking. The performance is superb and will give you new pleasure from your favourite recordings.

Old price, including Purchase Tax, 65/-.

NEW PRICE 28/-

Purchase Tax 12/6.

To bring the more expensive models within the reach of the most slender purse, the famous Rothermel Crystal Pick-ups have been greatly reduced in price. Now, the superb performance of these high class instruments can be enjoyed by all.

(This price reduction came into force on January 1st, 1950.)

CONCERNING CRYSTALS

ROCHELLE Salt Crystals lend themselves admirably for use in the construction of High Fidelity Electrical Pick-ups. The chief characteristics of these instruments are clearness of attack and extreme sensitivity, giving a large output voltage for direct connection to the domestic Radio Receiver. The Pick-up Cartridge consists of a blmorph crystal element coupled to a light stylus chuck. Due to the flexibility of the crystal, very little mechanical damping is required, resulting in an element having excellent characteristics with a rising low frequency response to compensate for recording deficiencies.

JEWEL TIPPED NEEDLES

These give hundreds of playings, and improve reproduction with negligible wear on records. Straight, Trailer and Miniature types are available. If your retailer cannot supply, write direct to the pioneers of Crystal Pick-ups.



MODEL S.8

The well-known popular Pick-up embodying the improved Rothermel Cartridge head. Although moderately priced, it gives a very high performance and is thoroughly recommended for all-round use.

Old Price including Purchase Tax, 60/8.

NEW PRICE 26/-

Purchase Tax 11/6.



MODEL S.12

A perfectly straight tone arm fitted with the improved Rothermel Cartridge head which minimises breakage of the crystal element under ordinary use. The S.12 gives a very high performance over a wide frequency range.

Old price, including Purchase Tax, 60/8.

NEW PRICE 26/-

Purchase Tax 11/6.



MODEL U.48

This has been expressly designed to bring high fidelity crystal reproduction within the reach of all. Although the price is low, it nevertheless possesses many of the features found in the more expensive models. A thoroughly sound instrument with a remarkable performance.

Old Price, including Purchase Tax, 36/2.

NEW PRICE 19/6

Purchase Tax 8/8.

N.B. Inadvertently the positions of the S.12 and U.48 illustrations were reversed in our April announcement.

R. A. ROTHERMEL LTD., Canterbury Road, Kilburn, London, N.W.6.

Phone: Maida Vale 6066
(3 Lines)



Send for your copies
to Dept. W. W. 5

WESTINGHOUSE BRAKE & SIGNAL CO., LTD., 82, YORK WAY, KING'S CROSS, LONDON, N.1

QUALITY TUNERS and HI-FIDELITY AMPLIFIERS

TRF Tuners	from £10-10-0	Plus Tax
SUPER-HET	£15-15-0	" "
AMPLIFIERS	£14-14-0	No Tax
PRE-AMPLIFIERS	£7-7-0	" "

Full details in illustrated leaflet.

**GOODSELL LTD., 40, GARDNER ST.,
BRIGHTON, Sx. Tel: 26735**

Easy Terms :
LONDON RADIO SUPPLY CO., BALCOMBE, SX.

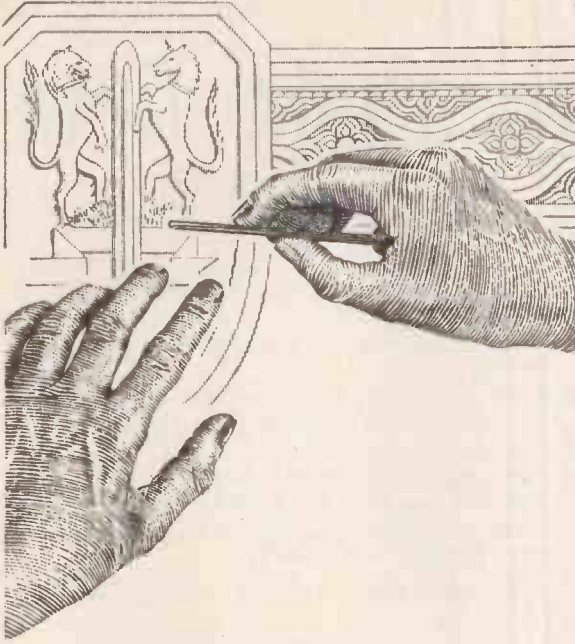
SRC

SILVERED MICA CAPACITORS

SMALL SIZES
HIGH STABILITY
CLOSE ELECTRICAL
LIMITS

STABILITY RADIO COMPONENTS LTD

14, NORMAN'S BUILDINGS,
CENTRAL STREET, LONDON,
E.C.1
TELEPHONE: CLERKENWELL 5977



The Quality of
old Craftsmanship
in Modern form

Furzehill

INSTRUMENTS

d.c. coupled cathode ray oscilloscopes
oscilloscope cameras
valve voltmeters
a.f. attenuators
beat frequency oscillators
stabilised power supply units
high dissipation resistance boxes

Please write for our catalogue

FURZEHILL LABORATORIES LIMITED
BOREHAM WOOD · HERTS · Tel: ELStree 1137

ROLA



A name which ten million speakers have carried to the uttermost parts of the earth. A range which provides a unit to meet all normal requirements. Brief details are given below.

MODEL	Overall Diameter	Magnet Pole Diameter	Flux Density	Total Gap Flux (Maxwell)	Peak Power Capacity
B3KO	3" (sq.)	.57"	7,500	14,000	.5w
B4KO	4" (sq.)	.57"	7,500	14,000	.75w
B5K	5"	.57"	7,500	14,000	2w.
K5Q	5"	.75"	8,500	21,000	2.5w.
K5G	5"	.75"	10,000	25,000	3w.
K6D	6.5"	.75"	6,500	16,500	2.75w.
K6Q	6.5"	.75"	8,500	22,000	3w.
K6G	6.5"	.75"	10,000	26,000	3.5w.
K46D	6.25" x 4.25" (Oval)	.75"	6,500	16,500	2.5w.
K46Q	6.25" x 4.25" (Oval)	.75"	8,500	22,000	3w.
K46G	6.25" x 4.25" (Oval)	.75"	10,000	26,000	3w.
F6JO	6.5"	.6"	9,000	18,500	3w.
Z8D	8"	1"	6,500	25,000	4w.
Z8M	8"	1"	8,000	31,000	4.5w.
Z8R	8"	1"	9,500	37,000	5w.
Z10D	10"	1"	6,500	25,000	6w.
Z10M	10"	1"	8,000	31,000	6.5w.
Z10R	10"	1"	9,500	37,000	7w.
P44	12.2"	1.5"	10,000	60,000	10w.
G.12	12.2"	1.75"	13,000	146,000	12w.

Voice Coil Impedance is 3 ohms in the case of all the above models except the G.12, where the impedance is either 15 or 8 ohms.

Write for details—enquiries are invited for Cones, Laminations and Output Transformers



BRITISH ROLA

Ferry Works, Summer Road, Thames Ditton, Surrey. Phone: Emberbrook 3402-6



THE SPEAKER YOU KNOW BY EAR



Leaders in their field



BM40—30-watt Portable Battery/Mains Amplifier.

An attractive appearance and unique construction combined with first-rate performance gives this instrument a hallmark of distinction.

- Designed for both A.C. Mains and 12 volt battery operation.
- Provision for independent electronic mixing of two microphones and one gramophone channel.
- Built-in vibrator.
- Special tone control circuit, with independent bass boost and cut, and treble boost and cut.

These and many other features make the BM40 the most up-to-date amplifier on the market.

Write for further details of this and other portable amplifiers.

Mixer Amplifiers Type FA30 and FA60.

Designed in two self contained sections comprising an electronic mixing panel and power amplifier. The FA30 incorporates a 30-watt, and the FA60 a 60-watt power amplifier.

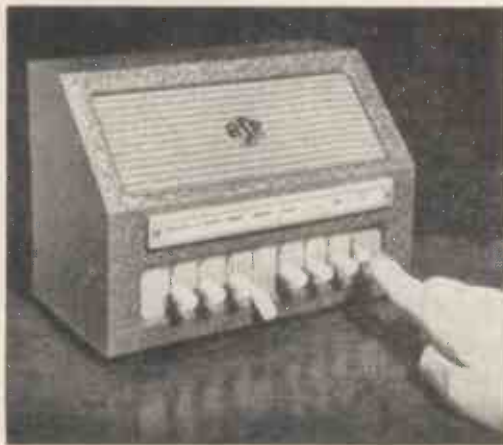
The electronic mixing unit has five inputs, three microphone and two gramophone, with individual controls.

Separate tone controls for Mic. and Gram. channels are included.

A master gain control for mic. channels enables complete balancing to be easily accomplished.

The mixing unit has two additional 600 ohm. outputs to sub. feed other power units should greater power be required.

The quality, high standard of perception, engineering and performance make these units ideal for use in Theatres, Pavilions, Political Meetings, Conferences and indeed anywhere where perfect control and balancing of microphone and gramophone points is essential.



Telemaster Inter-Office Communicating Equipment.

The most up-to-date equipment available.

Adds new dignity to every business establishment, be it office, shop, restaurant, factory or indeed anywhere where there is need of rapid and simple means of communication.

Models available to suit every possible requirement. De Luxe multi-point models allowing communication between any or all stations, and executive control models for simple two-way conversation between master and extension.

Birmingham Sound Reproducers Ltd.
Claremont Works, Old Hill, Staffs., Eng.

Wireless World

May 1950

RADIO AND ELECTRONICS

40th YEAR OF PUBLICATION

In This Issue

Managing Editor: HUGH S. POCOCK M.I.E.E.

Editor: H. F. SMITH

PUBLISHED MONTHLY. Price 2/- (last Thursday of preceding month) by ILIFFE & SONS LTD., Dorset House, Stamford St., London, S.E.1. Telephone: Waterloo 3333 (60 lines). Telegrams: "Ethaworld, Sedist, London."

ANNUAL SUBSCRIPTION:
Home and Overseas, £1 6s. 0d.; U.S.A. and Canada, \$4.50

BRANCH OFFICES:

Birmingham: King Edward House, New Street, 2.
Coventry: 8-10, Corporation Street.
Glasgow: 26B, Renfield Street, C.2.
Manchester: 260, Deansgate, 3

EDITORIAL COMMENT	161
TELEVISION CAMERA TUBES	162
TRANSIENTS AND LOUDSPEAKER DAMPING. By J. Moir ..	166
SHORT-WAVE CONDITIONS. By T. W. Bennington	170
PHYSICAL SOCIETY'S EXHIBITION	171
DEFLECTOR COIL CHARACTERISTICS—3. By W. T. Cocking ..	176
WORLD OF WIRELESS	180
THE "OHM'S LAW" OF ELECTROSTATICS. By "Cathode Ray"	183
OLIVER HEAVISIDE AND HIS LAYER. By Sir Edward Appleton	187
MORE ABOUT SPOT WOBBLE. By T. C. Nuttall	189
TELEVISION INTERFERENCE. By A. L. Parsons	192
UNBIASED. By "Free Grid"	194
MANUFACTURERS' PRODUCTS	195
LETTERS TO THE EDITOR	197
RANDOM RADIATIONS. By "Diallist"	200

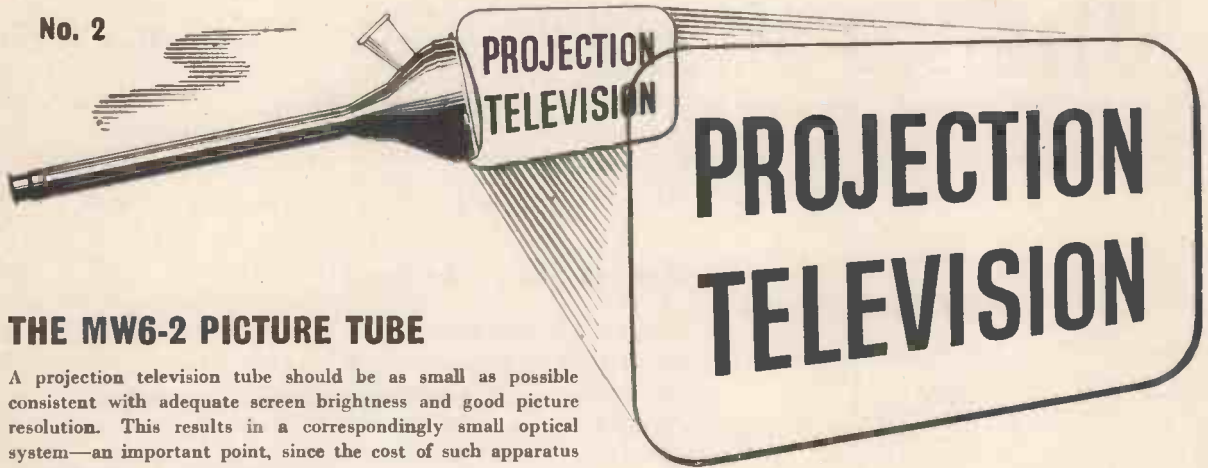
Dependable
portable
power

Wherever the requirement is H.T. from a low voltage D.C. source, Wearite Vibrators offer a ready solution to the problem. Types available include non-synchronous, synchronous and split-reed synchronous for inputs of 2, 6, 12, 24 and 32 volts. A brochure on vibrator practice and transformer design is available, price 6d. post free.

WEARITE VIBRATORS

Wright and Weaire Limited
138, SLOANE ST. · LONDON · S.W.1 TEL SLOANE 221415 FACTORY: SOUTH SHIELDS, CO. DURHAM

No. 2



THE MW6-2 PICTURE TUBE

A projection television tube should be as small as possible consistent with adequate screen brightness and good picture resolution. This results in a correspondingly small optical system—an important point, since the cost of such apparatus naturally rises as size increases.

Tube size, however, is governed by spot size, and this in turn depends upon the value of the beam current, which should be low, and the anode voltage which should be high for minimum spot size. Limitations to these values are set by such practical considerations as tube life, safety, and manufacturing difficulties. All these requirements are satisfied by the MW6-2 picture tube which has a simple triode electrode construction and a $2\frac{1}{2}$ " diameter screen. Operated at an anode voltage of 25KV and the recommended beam current of $100\ \mu\text{A}$, the spot diameter is 0.0023 in., and the I_a-V_g curve is sufficiently steep to allow the tube to be driven by a normal video output valve.

The luminescent screen is backed by a very thin aluminium coating which reflects outwards much of the emitted light which would otherwise be directed to the rear of the tube. The increase in the output of forward-going light due to this feature may be as much as 75% to 80%. The metal backing also eliminates internal reflections, thus enhancing picture contrast, and also serves as an efficient ion trap.

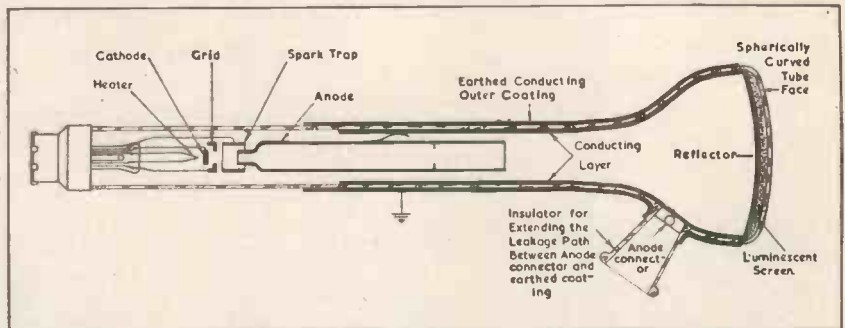
A ring-shaped electrode situated between the anode and grid, and connected to one of the base pins (which should be earthed) forms



an effective spark trap, safeguarding the cathode from damage by intercepting any discharge resulting from, say, the release of a small quantity of gas under unintentional over-load conditions.

The anode terminal is surrounded by a glass shield to obviate risk of flash-over or leakage from the E.H.T. connection.

The external surface of the tube is coated with a graphite composition and must be earthed. This coating, with the



glass envelope and internal aluminium metallising, form a capacitor of approximately $450\ \mu\text{F}$ which, with a $1\ \text{M}\Omega$ resistor in the 25 KV lead, serves as the final smoothing of the E.H.T. supply.

TUBE DATA

HEATER	suitable for parallel or series operation	V_h	6.3 V
		I_h	0.3 A
TYPICAL OPERATING CONDITIONS			
V_a			25 KV
I_a (av.)			$100\ \mu\text{A}$
v_{drive} (pk) excluding synchronising pulses			65 V
V_{g1} for beam cut-off			-40 to -90 V
Spark trap must be at earth potential			



Equipment manufacturers are invited to submit their enquiries to the following address:—

MULLARD ELECTRONIC PRODUCTS, LTD.,
SETMAKERS DEPARTMENT,
CENTURY HOUSE, SHAFESBURY AVE., W.C.2
(MVM 127)

These Valves make News!

NEW TYPES FOR V.H.F. OPERATION



TYPE 5763 Miniature Beam Power Amplifier

Specially designed for use as frequency multiplier to 175 Mc/s., type 5763 will give considerable output for very small driving power. As a Class C power amplifier it will operate efficiently at frequencies exceeding 100 Mc/s.

B9A (Noval) Base
Seated Ht. 2 1/2 in. max.
Diameter 1 1/2 in. max.
Retail price, 20/-.

RATINGS

Heater Voltage	6.0 v.	} Absolute maximum values
Heater Current	0.75 a.	
Heater Cathode Potential	100 v. max.	
Anode Voltage	300 v.	
Screen Voltage	250 v.	
Anode Dissipation	12 w.	
Screen Dissipation	2 w.	
Bulb Temperature	250° C.*	

* At the hottest part of bulb surface.

Operation as Class "C" amplifier or oscillator at 50 Mc/s.

Anode Voltage	300 v.
Screen Voltage	250 v.
Driving Power	0.35 w.
Output Power	8.0 w.

Operation as Frequency Multiplier to 175 Mc/s.

	Doubler	Tripler
Anode Voltage	300 v.	300 v.
Screen Supply Voltage ...	300 v.	300 v.
Driving Power	0.6 w.	0.6 w.
Output Power	3.6 w.	2.8 w.



TYPE 2C26A Power Triode

This valve will function efficiently as oscillator or power amplifier at 150 Mc/s and is particularly suitable for pulse operation.

RATINGS

Heater Voltage	6.3 v.
Heater Current	1.1 a.
Anode Voltage	400 v.
Anode Dissipation	10 w.

PULSE RATINGS *

Peak Anode Voltage ...	3,500 v.	} Absolute maximum values
Peak Anode Current ...	6.0 a.	
Peak Grid Voltage	700 v.	

* For Pulse length 10μS, Duty Cycle 1 per cent.

Octal Base
Seated Ht. 3 1/2 in. max.
Diameter 1.5/16 in. max.
Retail price 25/-.

BRIMAR

WRITE NOW TO DEPT. 4530
for data sheets on the above valves.

TECHNICAL ADVICE SERVICE

STANDARD TELEPHONES AND CABLES LIMITED, FOOTSCRAY, SIDCUP, KENT.



THE ACOS G.P.20 MICRO-CELL PICK-UP

Manufacturers: Cosmocord Ltd.,
Enfield, Mddx.

Price: £2 10s. plus £1 1s. 5d.
purchase tax.

In the interesting realm of gramophone pickups, the crystal types have always been capable of producing excellent results when designed correctly and when operated with the correct circuit constants. The *Cosmocord* organisation have specialised in this type of pickup for many years, and the unit now under review must be the nearest approach to perfection yet reached for this crystal type.

Construction

The pickup head is a really diminutive size, being about one inch high, half inch wide and five-eighths of an inch deep. The sapphire needle employed is mounted on a flat stiff torsion arm that freely accommodates vertical movement, and conveys the modulated track to the crystal without any lost motion. To prevent damage to the armature and needle a more rigid spring finger takes up the shock if the pickup is accidentally dropped on the record. The head is mounted in a neat moulding with an attractive chromium motif. The head is detachable from the carrying arm and contact is made via two small spring contacts. The arm is a cream moulding with an offset head in order to reduce the tracking error, and at the rear end is a beautifully smooth bearing, incorporating a counterweight so that the pickup pressure on the record is between 12 to 14 grams. The base for mounting the pickup to the motorboard is adjustable between $1\frac{1}{4}$ to $2\frac{1}{8}$ inches, thus accommodating all types of motor heights above the motorboard. An extremely thin screened lead from the head to the base is housed in a slot in the moulding, and due to its lightness it reduces drag to an absolute minimum.

The following is an independent report by

J. C. G. Gilbert, F.R.S.A., Assoc. I.E.E., M.Brit. I.R.E.,
reprinted from the *Music Trades Review*, March, 1950

The unit is supplied with a baseboard template for correct mounting and a moulded support for the pickup when not in use.

Test Report

The pickup was mounted according to the instructions, and the adjustable height of the arm greatly facilitated the correct position of the pickup head relative to the record. A series of tests were done with various constant frequency records, with (a) an open circuit valve voltmeter, and (b) a wide range amplifier and Voigt domestic loudspeaker. The valve voltmeter test confirmed the published graph under this condition being flat from 30 cps. to 300 cps. followed by a gradual drop by 3db. to 1,000 cps. and remaining within 1 db. to above 10,000 cps. With an amplifier having a grid leak of 500,000 ohms input, the bass register fell below 100 cps. to 30 cps. by 8 db. By the inclusion of a simple resistance capacity filter in parallel with the pickup, the whole of the response above 300 cps. can be raised to that below and then the pickup response is sensibly constant throughout the recording range. On some of the full amplitude cut constant frequency records one always expects to hear much direct radiation from the pickup itself, but one of the most remarkable points of the *Acos* pickup is the almost complete absence of noise. On standard recordings of wide dynamic range, the direct noise is so small that it can be heard only when the amplifier is shut off.

Compared with other types of pickups that possess a similar wide band characteristic, the output is extremely high, for it exceeds a half volt on normal records, and can therefore be used with the majority of commercial radio receivers without the need for a pre-amplifier. Modern high fidelity magnetic moving coil and ribbon types usually have outputs in the order of millivolts or even less, and therefore it is essential to use a fair amount of pre-amplification before connecting the signal to the main amplifier. This point alone should en-

courage many potential customers to purchase this pickup. The vertical flexibility of the needle armature motor rumble, that is noticeable on more rigidly mounted armatures, virtually disappears. Due to the very low downward pressure of 12/14 grams coupled with the freedom of movement, the sapphire should last for many hundreds of playings before any noticeable wear is experienced. During the period of this test the needle was inspected before using it on an Adams and Hilger Shadowgraph that enlarged the needle by 50 times. After nearly two months' use, during which some 150 records were played, no measurable wear was found. The pickup was purposely dropped several times from two inches on to the record, and due to the efficiency of the spring protector no damage was suffered by the sapphire.

On musical records the results are truly outstanding. The delicacy of the violins, the sourness of the oboes, the snare of the timpani, and the pureness of the flute are all reproduced as near to the original as I have ever heard. Due to the lack of resonance within the recording range, the reduction of needle-scratch is most noticeable, giving a gentle "shush" in place of the normal "hiss." Transients are fully reproduced and the piano suffers none of the added damping that many pickups provide. Truly this is a remarkable pickup, and even more so when one considers the extremely low price of 50s. plus purchase tax. I am aware only of two other pickups that can compare in performance with the *Acos Microcell*, and both of those handsomely exceed £20. To the engineers who have developed such a remarkable crystal pickup with its low noise, high output and negligible record wear every praise is due, and although the U.S.A. was the home of the crystal pickup, and it still enjoys high popularity, they have nothing to compete with this unit.

It is understood that supplies of this pickup are now becoming more plentiful, and from now on they should be available in small quantities.

COSMOCORD LIMITED • ENFIELD • MIDDLESEX

Telephone: ENFIELD 4022

THE "BELLING-LEE" PAGE

Providing technical information, service and advice in relation to our products and the suppression of electrical interference

Aircraft interference with television reception.

This interference is not electrical but is caused by the television wave being reflected from the aircraft. As the aircraft is moving the result is most disturbing, if the aircraft is circling the result may be intolerable.

We had a letter from a reader of this page who is situated near an R.A.F. airfield and who was using an aerial in his loft, not a true dipole nor one of our inverted "V" type, and he complained that reception was intolerable: what should he do?

We recommended a simple dipole L.501/L. Here is his reply:—

"I wrote to you a little while ago regarding low flying aircraft interfering with television: at the time I was using an aerial in the loft. I have now fitted one of your dipoles L.501/L outside and am using balanced feeder. The difference in signal strength is amazing. With the old aerial the aircraft absolutely spoilt the picture, with the new outside one the aircraft only causes a flutter on the screen."

One of our inverted "V" type "Veerod" would have been little better than his original aerial. Any aerial with one or more elements other than perpendicular is very sensitive to reflections from aircraft and should not be used near an airfield nor on a busy route.

Field strength survey.

The "Belling-Lee" mobile research unit has completed its first tour, and we are indebted to the press for the interest which they showed in the results. Manufacturers and Official Bodies asked for additional copies to supplement their own results, and in general the interest shown proved the usefulness of the service.

As this work can hardly be classed as true research and, as true research cannot be carried out when the unit is away, it has been found necessary to equip a second unit which should be on the road by the time this goes to press. The first tour was within the 60/70 mile radius of Sutton Coldfield: the next tour will probably be carried out between the 50/60 mile radius.

"SCREENECTORS."

A new range of lightweight plugs and sockets. Housings take coaxial, 2-pole and 3-pole plug and socket assemblies. Wide choice of mounting arrangements.



Characteristics and list numbers of "Screenectors"

Assembly	Coaxial	2-pole	3-pole
Flex plug	L722/P	L625/P	L715/P
Chassis socket	L722/S	L625/S	L715/S
Through chassis socket	L723	L689	L716
Flex socket	L724	L690	L717

Type	Characteristic Impedance ohms *	Contact Resistance	Capacitance *	
			Conductor/conductor	Conductor/screen
Coaxial	75	Less than 5 milliohms each	—	—
2-pole	100	—	1 pF	2.5 pF
3-pole	—	—	—	—

* At 1 Mc/s

This new range of screened light alloy connectors is based upon the draft R.E.C.M.F. specification for a non-reversible screened twin plug and socket to load cables up to 0.24in. diameter over the braid. At the same time the design has been made versatile so that single and multipole contacts may be assembled into the common housing.

This housing is machined and therefore possesses an appearance in keeping with modern instrument finish.

Although a "quick" thread locking ring forms part of the assembly the screen skirt is resilient, thereby maintaining excellent contact should the locking ring inadvertently be left loose.

The contact assembly insulator is moulded from low loss nylon filled bakelite X.17163 or equivalent grade, and the design includes lengthened leakage paths between contacts in order to maintain high insulation resistance.

BELLING & LEE LTD
CAMBRIDGE ARTERIAL RD., ENFIELD, MIDDX., ENGLAND

Both the connections to the silver plated contacts are by soldering to wedge slotted spills, while the screen connection is based upon the well-known split cone method of clamping. A reinforcing rubber sleeve is also included to decrease insulation wear at the point of flexing.

The housing is designed so that various applications may be employed, e.g., line connector, flex plug and chassis socket and vice versa, through-chassis (bulkhead) connector, all varieties with either one, two or three pins or sockets, and each part interchangeable in its appropriate position in the assembly.

"Multirod" feeder.

It is natural that we have had a number of enquiries as to what to do when connecting a "Multirod" to a receiver, the maker of which insists on the use of say screened balanced feeder. Well, you must use the feeder specified by the maker, even when we emphasise that semi-air-spaced coaxial* is our first choice. There will be losses in the system, but the signal provided by the "Multirod" will still be better than that on an "H" or any other array we know of, provided it is used with the same feeder. In view of the conflicting situation, it is highly desirable that the television receiver industry gets together and standardises receiver input impedances and the basic type of feeder to be employed.

Incidentally, a length of coaxial feeder (used as a $\frac{1}{4}$ -wave matching transformer) is provided with the "Multirod." We wish to emphasise that this should not be altered or omitted when installing the aerial.


"Multirod" Masts.


As the "Multirod" is invariably used for fringe reception, height is of utmost importance.

It has been found desirable to supply it complete with an additional 36 foot mast, making a total height of 50 foot, effectively guyed and capable of being rotated.

An alternative "Multirod" with an additional 12 foot mast, making a total 26 foot erection, with chimney lashings and roof guys is also being made available.

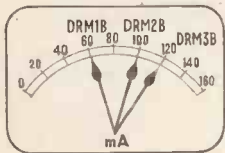
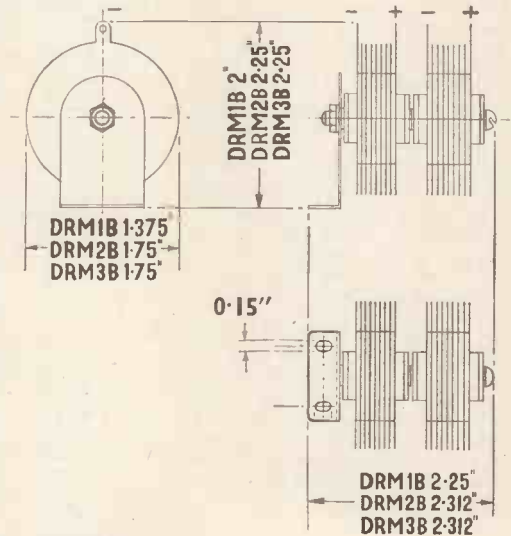
*L.688 semi-air-spaced coaxial feeder for use with "Multirod" aerials in fringe areas. Price 2/3 per yard.

The **TWIN** assembly
of the **NEW** 
miniature **H.T. RECTIFIERS**

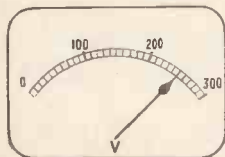


The new range of SenterCel miniature H.T. Selenium rectifiers have these unique features :

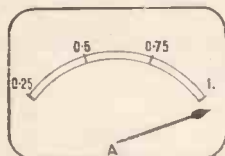
- No limit to size of reservoir capacitor.
- Withstands overloads such as charging current of deformed electrolytic condensers.
- Low price.
- Small size and light weight.
- Simple mounting.
- Outlast life of equipment.
- Instant starting.
- Low heat dissipation.



Maximum Output Current (at 35°C)



Maximum Input Voltage (r.m.s.)



Maximum instantaneous Peak Current—unlimited

RATINGS

TYPE	DRM1B	DRM2B	DRM3B
Maximum ambient temperature . . .	35°C 55°C	35°C 55°C	35°C 55°C
Maximum output current (mean) . . .	60 mA 30 mA	100 mA 60 mA	120 mA 90 mA
Maximum input voltage (r.m.s.) . . .	250 volts	250 volts	250 volts
Maximum peak inverse voltage . . .	700 volts	700 volts	700 volts
Maximum instantaneous peak current . .	Unlimited	Unlimited	Unlimited
Weight	2.5 oz	3.5 oz	4.7 oz



Standard Telephones and Cables Limited


(Registered Office: Connaught House, Aldwych, London, W.C.2)



HIGH QUALITY REPRODUCTION

"FIFTY and THIRTY WATT" CINEMA AMPLIFIERS as illustrated for single or double P.E.C. input with separate adjustable bias. Full range of tone controls to suit all needs with built-in Exciter Supply if required.

PRICES range from **34½ gns.** to **42½ gns.**



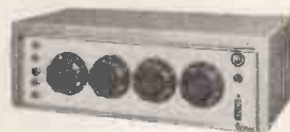
TYPE C.P. 20A AMPLIFIER

For AC Mains and 12 volt working giving 15 watts output, has switch change-over from AC to DC and "Stand-by" positions. Consumes only 5½ amperes from 12 volt battery. Fitted with mu-metal shielded microphone transformer for 15 ohm microphone, provision for crystal or moving iron pick-up with tone control for bass and top. Outputs for 7.5 and 15 ohms. Complete in steel case with valves.

PRICE **£28 . 0 . 0.**

FOUR-WAY ELECTRONIC MIXER

This unit has 4 built-in balanced and screened microphone transformers, normally of 50-30 ohms impedance. It has 5 valves and selenium rectifier supplied by its own built-in screened power pack consumption 20 watts. Suitable for recording and dubbing, or large P.A. Installations since it will drive up to six of our 50 watts amplifiers whose base dimensions it matches. The standard model has an output impedance of 20,000 ohms or less, and any impedance can be supplied to order. PRICE **£24 . 0 . 0.**



OTHER MODELS IN OUR RANGE OF AMPLIFIERS

"SUPER-FIFTY WATT" - - - - - PRICE **36½ gns.**

"THIRTY WATT" - - - - - " **30½ gns.**

"10-15 WATT RECORD REPRODUCER" " **25½ gns.**

These are fitted in well ventilated steel cases with recessed controls, as illustrated.

Full details upon request.

EXPORT ENQUIRIES INVITED.

VORTEXION LIMITED, 257-261 THE BROADWAY, WIMBLEDON, LONDON, S.W.19

Telephones : LIB 2814 and 6242-3

Telegrams : "Vortexion Wimble, London."

the user -

"I must congratulate you on your product which I think is one of the best I have heard. It compares favourably with much more expensive speakers."

the trade -

"I do agree with you when you state it to be the best speaker in domestic use. Quite candidly I will say it is the first time I have been satisfied with a speaker for quite a while. . . . I can now say to my friends and customers 'There, that's the type of speaker you want.'"

the technical press -

"On a plane baffle the Concentric Duplex gives a clean and full-bodied bass response of surprisingly good quality for a 10 in. diaphragm. The diaphragm suspension is also of a type well suited for use in conjunction with a cabinet of the 'bass-reflex' type if this is preferred."

Wireless World February 1950



Leaflet on request

**a
chorus
of
praise
for**



Stentorian Concentric Duplex


HIGH FIDELITY REPRODUCER

SPECIFICATION: Series Gap magnet of Alcomax 3.
Flux in LF gap 12,000 gauss on 1" pole
" " HF " 13,000 gauss " " "
Power handling capacity, 6 watts. Frequency range 50-14,000 c.p.s. Fundamental bass resonance, 65 c.p.s.

Complete with matching transformer and filter condenser.

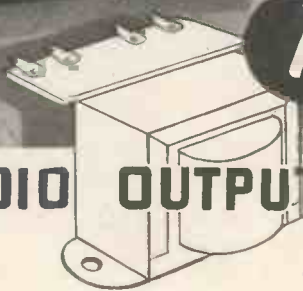
£6 - 6 - 0

WHITELEY ELECTRICAL RADIO CO. LTD · MANSFIELD · NOTTS · ENGLAND



Somerford and Miniford

AUDIO OUTPUT TRANSFORMERS



These two standard ranges of Output Transformers will meet all the normal needs of the home constructor. They provide a degree of accuracy, quality and dependability which cannot be surpassed.

★
CHARACTERISTIC CURVES

of Somerford Transformers showing frequency response between 20 cycles per second and 25,000 cycles per second are available upon request.

SOMERFORD. A range of Output Transformers designed to ensure high quality and reliable performance. Suitable for single ended or push-pull circuits, they cover the widest limits of the audio frequency band. May be used with confidence for the most exacting circuits.


MINIFORD. A range of high quality transformers of economical design which provide excellent reproduction for domestic purposes, but over a more restricted range of audio frequencies than the Somerford Transformers. 2, 4 and 8 watt types suitable for all outputs.

Write for our latest Folder giving complete details of the **SOMERFORD** and **MINIFORD** Transformers

GARDNERS RADIO Ltd

SOMERFORD · CHRISTCHURCH · HANTS

Phone: CHRISTCHURCH 1025



The
WESTON
S.75
Multi-Range
Test Set

53 Ranges with Rotary Switch Selection

This uniquely comprehensive Test Set has 53 ranges for measuring AC and DC current and voltage, resistance and insulation. It is completely self-contained, with internal batteries to provide power for the ohms ranges and self-contained power pack for insulation measurement at 500 v. Selection is carried out by two 20-position switches. A fully protective safety device is fitted and is operative for forward or reverse overload. The 150 division 6" scale is uniformly divided and is fitted with an anti-parallax mirror. The set is enclosed in a handsome bakelite case and fully complies with B.S.S. No. 89 covering first grade instruments. Full details of this, and other Weston electrical measuring instruments will gladly be supplied on request.

SANGAMO WESTON LIMITED

ENFIELD, MIDDLESEX

TELEPHONE: ENFIELD 3434 (6 LINES) AND 1242 (4 LINES)
 TELEGRAMS: SANWEST, ENFIELD

AREA DEPOTS:


- 201 St. Vincent Street, Glasgow.
- Milburn House, Newcastle-on-Tyne.
- 22 Booth Street, Manchester.
- 33 Princess Street, Wolverhampton.

- Central 6208
- Newcastle 26867
- Central 7904
- Wolverhampton 21912

ESSENTIALS

FOR THE BEST PRODUCTION!

THE PHASE INVERTER SPEAKER



Beloved by its numerous users and flattered by imitation. Measuring only 29" high x 14" square, this instrument provides the music lovers' perfect answer to the "Baffling" problem. Response 25 to 13,000 cps; fitted with the famous Sound Sales dual suspension auditorium unit. Input impedance 6 ohms.

Price £12 10 0

HEAVY DUTY OUTPUT TRANSFORMER TYPE 036,

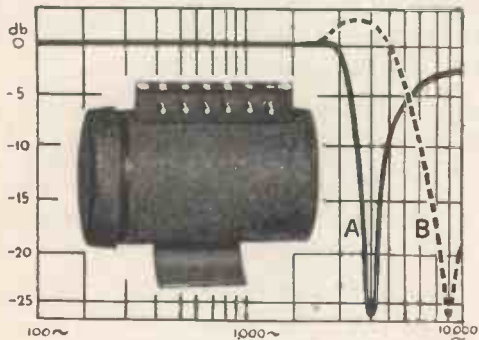
characteristic ± 1 db, from 20-20,000 cps.

Price £2 6 8

WEBB'S RADIO, 14, Soho St., London, W.1

supply all SOUND SALES products on Deferred Terms

ALLOY CORED SCRATCH FILTER CHOKE



TYPICAL RESPONSE CURVES

WHERE SURFACE NOISE IS THE LIMITING FACTOR TO SUPREME QUALITY OF REPRODUCTION, fit a Sound Sales alloy cored steep trough tuneable filter. We know the problem of removing Surface Noise or Hetrodyne whistle is not easy to solve, but the steep trough filter has so far produced the most encouraging results we have encountered when using a compact component which can be incorporated in existing apparatus.

CHOKETYPE. C/SF, Dia. 2 1/4", length 3 1/4" PRICE £1.8.9 each
Obtainable directly from Sound Sales Ltd., appointed Agents, and the best Retailers


SOUND SALES LIMITED
MANUFACTURERS OF ELECTRONIC PRODUCTS SINCE 1931

Showrooms & Offices—

125, OXFORD STREET, LONDON, W.1

GERrard 8782

Works : West Street, Farnham, Surrey. Tel : Farnham 6461/2/3
Contractors to the Admiralty, Air Ministry, Ministry of Supply
G.P.O., B.B.C., etc. On A.I.D. List.



PLAN YOUR CAREER

RADIO - TELEVISION and other INDUSTRIAL ELECTRONIC subjects

ELEMENTARY & ADVANCED COURSES

DAYTIME

- Principles and Practice of Radio—1 year.
- Telecommunication Engineering—2 years.
- Electronic Engineering—3 years (including one year's practical training in E.M.I. Factories)—leading to C & G full Technological Certificate.
- Marine and Air Radio Officers' Course (for P.M.G. Licence).

also HOME STUDY

- Radio • Television • Industrial Electronics
- Maths. • Physics.

Write for FREE BOOKLET to Dept: 16

E.M.I. INSTITUTES

10 PEMBRIDGE SQUARE, NOTTING HILL GATE, LONDON, W.2
Telephone: BAYswater 5131/2.

Associated with "H.M.V." MARCONIPHONE COLUMBIA ETC.

E.166B

THE THREE 'R's
3", 3 1/2", 6"
RECTANGULAR INSTRUMENTS
by

PULLIN


These three rectangular instruments are designed on symmetrical lines, thus giving a distinctive clear open scale and pleasing appearance. Each size available in all standard ranges. The Series 65 and 35 can be fitted with dial illumination.



Series 30



Series 35



Series 65



MEASURING INSTRUMENTS (PULLIN) LTD.


Electr'n Works, Winchester Street, Acton, London, W.3.

Telephone ACOrn 4651/3 & 4993

CRAFTSMANSHIP

"I can most certainly say at this stage that the workmanship and finish are of a quality which I have never before encountered in the radio industry, despite the fact that my association with the industry in one capacity or another extends back over 27 years. I think you are to be congratulated all the more on this achievement in view of the increasing tendency nowadays towards inferior workmanship and design."

Part of a letter from a purchaser who is a very well-known engineer and whose identity is known to the Editor of "Wireless World."



UNDER CHASSIS VIEW OF THE TL/12 POWER AMPLIFIER

LEAK equipment is built to laboratory standards in materials and workmanship by experienced men.

TL/12 TRIPLE LOOP FEEDBACK AMPLIFIER Price £25.15.0 RC/PA REMOTE CONTROL PRE-AMPLIFIER Price £6.15.0

The high standard of workmanship of the TL/12 amplifier is apparent on inspection. Our claimed performance figures are substantiated by a NATIONAL PHYSICAL LABORATORY REPORT on tests they have made of the TL/12. We are the only amplifier manufacturers who publish such a report.

These amplifiers are the choice of many distinguished audio engineers for high quality reproduction in their own homes.

APPLY TO YOUR LOCAL DEALER FOR FREE 16-PAGE ILLUSTRATED BOOKLET W/TL/12 OR WRITE TO US.

H. J. LEAK & CO. LTD. (Est. 1934)

BRUNEL ROAD, WESTWAY FACTORY ESTATE, ACTON, W.3.

Phone: SHEpherds Bush 1173/4.

Telegrams: Sinusoidal, Ealux, London.

Foreign: Sinusoidal, London.

D. COHEN

RADIO & TELEVISION COMPONENTS

MAINS TRANSFORMERS

Universal Replacement Type. Primary 200/250 v., 280-280 v. 60 mA., 6 v. tapped 4 v. 2 amp., 5 v. tapped 4 v. 2 amp., 6 v. 0.3 amp. 10/6, plus 1/- post and packing.

350-350 v. 130 mA., 6 v. 5 amp., 5 v. 3 amp. Primary 200/250 v. 18/6, plus 1/- post and packing. Heater transformer, 6 v. 1 1/2 amp. Primary 230/250 volts. 6/- plus 9d. post and packing.

Standard output transformer. 5000 ohm imp. 3/3, plus 6d. P. & P.

Midget O.P. transformer, 5000 ohm imp. 2/9, plus 6d. P. & P. Smoothing choke, 10 Henry 80 mA. 3/9, plus 6d. P. & P.

Smoothing choke. Midget. 40 mA. 1/11, plus 3d. P. & P. Line matching transformer. Pri. imp. 500 ohms. Sec. 15 ohms. 10/-.

Mains Transformer—primary 110-250 v. secondary 350-0-350 v. 250 ma. 6 v. 4 amp. 4 v. 3 amp. quarter inch gap between laminations and bobbin, extra heaters could be easily wound, £2/2/-, plus 2/- post and packing.

Semi-shrouded drop through type primary 200-240 v. secondary 350-0-350 v. 80 ma. 6 v. 3 amp. 5 v. 2 amp., 15/- plus 1/6 post and packing.

Heater Transformer, 2-4 or 5 v. 2 amps. primary 230-250 v., 7/6 plus 1/- post and packing. Car Radio Vibrator Transformer, 6 or 12 v., 6/-, plus 1/- post and packing.

Auto Transformer 110-250 v. input, 70 v. 0.2 amps. and tapping for dial lamp. 5/-, plus 1/- post and packing. Small dimensions.

ELECTROLYTIC CONDENSERS

- 2 mfd. 250 work. 9d.
- 50 mfd. 50 work. 1/9.
- 16-24 mfd. 350 work. 2/11.
- 100 mfd. 12 v. work. 1/3.
- 16-16 mfd. 450 work. 3/6.
- 50 mfd. 12 v. work. 1/-.
- 25 mfd. 25 v. work. 1/-.
- 8 x 32 mfd. 450 work. 4/-.
- 16 x 8 mfd. 450 work. 3/9.
- 8 mfd. 450 v. work. 1/11.
- 500 mfd. 6 v. work. 1/3.
- 250 mfd. 12 v. work. 1/3.
- 16 x 32 mfd. 450 v. work. 4/6.
- 8 mfd. 500 v. BR 850. 2/6.
- 16 mfd. 500 v. BR 1650. 3/6.
- 8 x 8 mfd. 450 work. 3/3.
- 30 x 30 mfd. 350 work. 3/9.


P.M. SPEAKERS

Size	with trans.	less trans.
5in.	12/6	
6 1/2 in.	12/6	8/9
8in.	14/3	11/9
10in.	17/6	14/6

Post and packing on above items 1/- each extra.


THE HEART OF THE BURGOYNE SEVEN SECOND SOLDERING GUN.

As illustrated 200/250 v. input. 13/6 plus 1/6 post and packing. Copper bit, 6d.; automatic switch assembly, 1/-, plus 6d. post and packing.



CONSTRUCTOR'S PARCEL

as illustrated. Comprising 5-valve superhet chassis with transformer cut-out, size 13 1/2 in. x 6 in. x 2 in., with L.M.&S. scale, size 7 in. x 5 in. Back-plate two supporting brackets, drive drum, pointer, two-speed spindle, twin gang condenser. Mains transformer 250/250 v. 60 mA., 6 v. 3 amp., 4 v. 2 amp. and 6 1/2 in. ROLA energised speaker with O.P. transformer. Complete. 27/-



Plus 2/- post and packing.

5-VALVE SUPERHET CHASSIS

with transformer cut-out, size 13 1/2 in. x 6 in. x 2 in. with L.M. & S. scale, size 7 in. x 5 in. Complete. 6/6 Plus 1/6 post and packing.

7 in. x 5 in. Two supporting brackets, drive drum, pointer and three pulley wheels.

6-STATION SWITCHED SUPERHET COIL UNIT, by famous manufacturer. Ideal for Car Radio or radio set. Range coverage Pos. 1, 200-300 m.; 2, 250-360 m.; 3, 250-360 m.; 4, 320-460 m.; 5, 400-550 m.; 6, 1100-1850 m.; no oscillator required for lining up, complete with Circuit, 15/6, post and packing, 1/-.

PRE-ALIGNED MIDGET 465 Kc. MIDGET IFs, made for the above Coil Unit, 8/6. post and packing 6d.

CHASSIS TO FIT COIL UNITS AND IFs, size 11 1/2 in. x 5 1/2 in. x 1 1/2 in., 2/6.

MAINS TRANS. TO FIT ABOVE CHASSIS. Pri. 200/250 volt. Sec. 250-0-250 v. 60 mA. 6 v. 4 amp., 13/6, post and packing 1/-.

CONSTRUCTOR'S PARCEL, comprising chassis 10 1/2 in. x 5 1/2 in. x 2 in., with speaker and valve holder cut-outs, ROLA 5 in. P.M. with O.P. trans. twin gang with trimmers, pair of TRF coils, 4 International Octal valve holders wave change switch and Erie 20k pot with switch, 17/6, plus 1/6 post and packing.

SUPERHET COIL KIT, comprising medium and short wave coils, twin gang, pair of 465 IFs, 6 pole 3 way switch, 6 trimmers, two trackers and 5-valve superhet chassis with IF and speaker cut-outs. 14/6, plus 1/- post and packing.

BUTTON NEON INDICATOR. c/w. brass batten holder 230 v., 1/- plus 6d. post and packing.

STANDARD 465 KC. I.F.'s. Air cored Q.110, 6/- per pair.

STANDARD 465 KC. I.F.'s. Iron cored Q.120, 7/- per pair.

MINIATURE 465 KC. I.F.'s. Type M400B, 12/6, plus 6d. post and packing.

CERAMIC 220 pf. tolerance 10%. £4 per thousand.

VALVE HOLDERS. Paxolin International octal. 4d. each. Moulded International octal, 6d. each. EF50 ceramic 7d. each. Moulded BTG slightly soiled 6d. each.

LINE CORD. 3-way 0.3 amp. 180 ohm per yard, 10d. per yard.

ENERGISED SPEAKERS

ROLA 6 1/2 in. 700 ohm field with O.P. trans. 5000 ohm imp. 11/6 Less trans. 9/6

8 in. 2000 ohm field with O.P. trans. 5000 ohm imp. 15/6 Plus 1/- post and packing.

5 in. Mains energised 1,000 ohms field with O.P. trans. 5,000 ohm imp. 12/6 plus 1/- post and packing.

TUNING CONDENSERS

.0005 twin gang with feet, 4/- .0005 twin gang, fitted feet, trimmers and drum, 4/7.

Midget .00037 twin gang, fitted trimmers and Perspex dust cover, 6/6.

.0005 tuning condenser, 2/3. Post on the above items, 6d. extra.

POLISHED WALNUT RADIO CABINET

15 in. high. 17 in. long. 10 in. deep. c/w. L.M. & S. dial. Size 9 1/2 in. long x 4 1/2 in. wide, and 5 valve superhet chassis. Valve holder and transformer cut-outs. 27/6 plus 2/- post and packing.

MAINS DROPPERS

.2 amp. 1000 ohms tapped 900 ohms. 1/9, post 3d.

.2 amp. 717 ohms, tapped 100 ohms. 1/6 post 3d.

.3 amp. 490 ohms tapped. 2/6 ea.

WAVE CHANGE SWITCHES

- 6 pole 3 way. 1/2.
- 3 pole 2 way. 1/2.
- 6 pole 2 way. 1/2.
- 5 pole 3 way. 1/2.

WHITE KNOBS

12-sided, 1 1/2 in. dia., 1/2 in. deep. 5d. each.

BROWN KNOBS

1 1/2 in. dia. 4d. each.

BLACK KNOBS

Serrated edge, brass bushed, quarter inch spindle. £4 per thousand.

VARIABLE TRACKERS

300 x 300, 100 x 500, 100 x 220, 500 x 750, 2100, 150 x 150, 1000 x 1000, 250 x 250, Ceramic bases, 9d. each.

METAL BRAIDED WIRE with PVC outer insulation. 6d. per yard.

POSTAGE STAMP TRIMMERS

50pf. 4d. each.

POST ORDERS ONLY

67 RALEIGH AVENUE, HAYES, MIDDLESEX

PREMIER RADIO COMPANY

MORRIS & CO. (RADIO) LTD.

Now Ready!

PREMIER TELEVISOR KITS

FOR LONDON AND BIRMINGHAM

USING 9" OR 12" MAGNETIC C.R. TUBES

£19·19·0 including all parts, valves and loud-speaker, but excluding C.R. TUBE

(Carriage and Packing 15/-)

CIRCUIT DETAILS

The Vision Receiver consists of 4 R.F. stages (EF54's) which are followed by a Diode Detector and Noise Limiter (6H6) which is directly coupled to the Video valve (EF54).

Complete Kit with valves, £3/16/0.

Carriage and packing 2/6.

The Sound Receiver comprises 3 R.F. stages (6SH7's) followed by a Double Diode Triode (6Q7), which acts as Detector and L.F. Amplifier. A Noise Limiter (EA50) is also incorporated. The output valve (6V6) drives a 10in. P.M. Moving Coil Speaker with closed field magnet, which is included in the Time Base Kit.

Complete Kit with valves, £3/1/0.

Carriage and packing 2/6.

The Time Bases employ blocking oscillators on both Line (6SH7 and 807), and Frame (VR137 and 6V6). E.H.T. (Non-lethal) is taken from the Line Output Transformer through a voltage doubler employing two valves (VU111). The Sync separators are 6H6 and 6V6.

Permanent Magnet Focusing.

Complete Kit with valves, £8/5/6.

Carriage and packing 5/-.

The Power Supply is from a double wound mains transformer completely isolating the receiver from the mains. The H.T. Rectifier is a 5U4G.

Complete Kit with valves, £4/16/6.

Carriage and packing 5/-.

EACH KIT OR INDIVIDUAL PART AVAILABLE SEPARATELY

The following sensitivity figures prove that the Premier Televisor Kit is capable of reception at greater distances than any other standard commercial kit or receiver whether T.R.F. or Superhet.

VISION RECEIVER

Sensitivity : 25 μ V for 15V peak to peak measured at the Anode of the Video Valve.

Sound Rejection ; Better than 40 db.

Adjacent Sound Rejection ; Midland Model. Better than 50 db.

SOUND RECEIVER

Sensitivity ; 20 μ V. Vision Rejection ; Better than 50 db.



CONSTRUCTION BOOK

3/-

When ordering

please state

"MAGNETIC"

Construction Book

167 LOWER CLAPTON ROAD, LONDON, E.5

Telephone : AMHerst 4723

PREMIER RADIO COMPANY

MORRIS & CO. (RADIO) LTD.



PREMIER MIDGET RADIO KIT. Due to greatly increased production we are now able to offer this Kit at a greatly reduced price. Including an attractive Brown or Ivory Bakelite case, 12in. long x 6in. wide x 6in. high. The valve line up is 6K7, 6J7, 6V6 and a Selenium Rectifier in the A.C. model; and 6K7, 6J7, 2SA6 and a Selenium Rectifier in the A.C./D.C. model. Both are for use on 200 to 250 volt mains. The dial is illuminated, and the receiver presents a very attractive appearance. Coverage is for the medium and long wavebands.

Complete kits of parts with cabinet and diagrams, £4/19/6, Inc. Purchase Tax. State if A.C. or A.C./D.C. is required.

PREMIER MIDGET SUPERHET KIT. This powerful Midget Superhet Receiver is designed to cover the short-wave bands between 16 and 50 metres and the medium wavebands between 200 and 557 metres. Two models are produced, one for 200-250 volt A.C. mains, and the other for 200-250 volts A.C. or D.C. mains. Both are supplied with the same plastic cabinet as the TRF Receiver. The A.C. valve line-up is 6K8, 6K7, 6Q7, 6V6 and a Selenium Rectifier. The A.C./D.C. line-up is the same, with the exception of the output valve, which is a 2SA6. The dial is illuminated, making a very attractive receiver.

Complete kit of parts with cabinet and diagrams, £8/19/6, Inc. Purchase Tax. State if A.C. or A.C./D.C. is required.

PLASTIC CABINETS, as illustrated above. In Brown or Ivory, 17/6.

COLLABO AUTOMATIC RECORD CHANGERS. Type RC500 Rim-drive. Plays type 10in. or 12in. records. A.C. 100/250 v., with High Fidelity Magnetic or Crystal Pick-up, £10/15/-. With Sapphire Stylus, £11/8/4.

COLLABO GRAMOPHONE UNITS. High-grade Rim-drive Motors, complete with Pick-up and Automatic Stop-Start. A.C. 100/250. With Magnetic Pick-up, £25/3/2. With Crystal Pick-up, £25/17/7.

COLLABO GRAMOPHONE UNITS AT NEARLY HALF PRICE. Motor, Tone arm and Pick-up in one unit. Auto Stop-Start, variable speed, 12in. turntable. Induction Motor for 100/250 v., 50 cycles, with Magnetic Pick-up, £6/6/-. With Crystal Pick-up, £7/4/8.

CONRAD GRAMOPHONE MOTORS. A reliable Rim-drive Motor for A.C. 200-250 v. operation £2/17/6, with Turntable.

GOVERNMENT SURPLUS MAINS TRANSFORMERS. All are for use on 230 volt 50 cycle Mains.
Type
42 500-0-500 v. 170 mA., 4 v. 4 a. 25/-
53 250-0-250 v. 60 mA., 5 v. 2 a., 6.3 v. 2-3 a. 15/-
54 275-0-275 v. 60 mA., 5 v. 2 a., 6.3 v. 2-3 a. 15/-
55 250-0-250 v. 100 mA., 5 v. 2 a., 6.3 v. 3-5 a. 17/6

WILLIAMSON AMPLIFIER KIT. We can supply the Kit of Parts for the latest version of this famous amplifier complete in every detail for £10/10/-, with Valves.

WILLIAMSON AMPLIFIER OUTPUT TRANSFORMERS to specification, 63/-.
Mains Transformers, 45/-.

H.T. ELIMINATOR AND TRICKLE CHARGER KIT. All parts to construct an eliminator to give an output of 120 volts at 20 mA. and 2 volts to charge an accumulator. Uses metal rectifier. 35/-.

TELEVISION AERIALS. The K.A. Loft Aerial for those close to the transmitter, London or Birmingham frequency, 20/-.

WALL FIXING DIPOLE, 32/6.

WALL FIXING DIPOLE, with reflector, 80/-

See our new catalogue for complete range.

MULLARD MW22/3 9in. MAGNETIC TUBES. We can offer a limited quantity of these new and unused Tubes at £8/15/- TO CALLERS ONLY.

V.C.R.97. C.R. Tubes. New and tested to give full-size picture, 35/- each.

The following C.R. Tubes at low prices. All perfect.

Type	Diameter	Persistence	Price
NC18 (CV966)	6in.	Long	5/-
ACR8 (CV 1381)	6in.	Short	15/-
VCR12 (GV1112)	6in.	Short	15/-
VCR51E (GV1593)	6in.	Long	20/-
VCR22 (CV1522)	1in.	Short	15/-

All have 4 v. Heaters. Screen colour is green.

TRANSMITTING AND SPECIAL PURPOSE VALVES.

705A	10/-	BL18 (OV1197)	5/-
861	60/-	803	25/-
832	10/-	EY11-B (CV3505)	15/-
V868 (OV1069)	8/6	MR300/E(CV3568)	5/-
EL266 (OV15)	40/-	1616	5/-
805	17/6	8012	10/-
KB/8 (OV160)	80/-	843	5/-
E1191 (OV12)	60/-	1625	5/-
BETT (OV19)	60/-	U19 (CV187)	8/6
V780 (CV1030)	7/6	955 (CV149)	3/6
UTY (GV113)	5/-	NS2 (GV1199)	5/-
E1232 (OV92)	20/-	CV67 (Klystron)	5/-
PT25H (OV1046)	5/-	GU50 (OV1072)	7/6
VU133A (CV34)	8/6	1698 (CV1755)	3/6
AD1 (GV1314)	8/6	BL46 (OV1102)	8/6
DQP (GV1141)	8/6	GUI (CV1292)	9/6
717A (CV3594)	8/6	V1906 (GV20)	8/6
KB/8 Magnetron (OV186)	40/-	EL359 (CV76)	40/-

ELECTRON MULTIPLIER PHOTO CELL TUBES. Type 931A. Brand new. Guaranteed, 30/- Base, 2/6.

T.V. WHITE RUBBER MASKS.

We can now supply a specially designed White Rubber Mask for 6in. C.R. Tubes at 7/6 each. White Masks, 9/6. 12in. White Masks, 15/-.

SUPER QUALITY TELEVISION MAGNIFYING LENS. To suit 6in., 8in. or 7in. Tubes. Increase picture size considerably, 25/- each.

PERMANENT MAGNET FOCUS POTS. Available for all Tubes, 15/- Please state Tube used.

THE NEW PREMIER 1950 CATALOGUE

contains all the newest TV Kits, Components, Aerials, Tubes, etc., in addition to thousands of Radio Bargains.

Now ready—3d.

SUPER MOVING COIL MIKE AND STAND. We have purchased the entire stock of a famous Manufacturer of P.A. Equipment at a very low price, and are offering a £5/6/- Super Moving Coil Mike, with a chromium plated folding stand to match. The list price of the stand was £23/6/-.

WE OFFER THE PAIR AT 79/6. LESS THAN HALF THE USUAL PRICE.

We can supply all parts from Stock for the VIEW-MASTER Teletvisor. For London or Birmingham. Instruction Booklet, 5/-, post free.

LOUDSPEAKERS by famous makers.

3in.	9/-	8in.	12/6
5in.	10/-	10in.	23/6
6in.	13/6	12in.	39/6

MOVING COIL EARPHONE. Comprise a 1in. Moving Coil Loudspeaker fitted with noise excluding rubber caps. Make excellent Mikes. Phones or Speakers, 2/- each.


SPECIAL HEADPHONE OFFER. High-grade Double Headphones, using balanced armature units, D.C. Res. 50 ohms, 3/6 per pair. Matching transformer if required, 2/6 each.

SPECIAL OFFER OF ELECTROLYTIC CONDENSERS	
16 + 16mf 500 v. working	4/11
8 + 8mf 500 v. working	4/3
32 + 32mf 350 v. working, all cans	4/11
32mf 350 working	2/6
16mf 350 v. working, all cans	2/6
16mf 450v. working, cardboard	3/6
8mf 450 v. working, cardboard	2/3
4mf 500 v. working, cardboard	2/6
16 + 8 450 v. working, all cans	4/11

All Capacities and Voltages available.

MOVING COIL METERS. All 2in. outside diameter.
1 mA, 7/6; 5 mA, 5/-; 50 mA, 8/6; 150 mA, 8/-;
20 amp., 7/6; 40 amp., 7/6; 20 v., 5/9; 40 v., 5/9;
500 microamps, 7/6. All 3in. outside diameter, 1 mA,
15/11; 30 mA, 10/6; 200 mA, 8/6; 500 microamps,
19/6; Thermocouple meters, 2in., 2.5 amp., 5/-; 3 amp., 5/-; 3.5 amp., 5/-; 3in. 2 amp., 8/6; Electrostatic 3in., 2kV, 25/-.

A LARGE NEW PURCHASE ENABLES US TO OFFER AT A LOWER PRICE THAN EVER B107, ONE OF THE ARMY'S FINEST COMMUNICATIONS RECEIVERS. (See "W.W." August, 1946.)



9 valves, R.F. amp. sec. Frequency Changer, 2 i.F. (485 kc.), 2nd Detector, A.V.C. At. amp. B.F.4. A.C. mains, 100-250 v. or 12 v. accum. Frequency range 17.5 to 7 Mc/s, 7.35 Mc/s to 2.9 Mc/s, 2.0 to 1.2 Mc/s. Monitor L.S. built in. Complete. Write for full details. Price £12/12/-, plus 2/- carriage and packing.

BATTERY CHARGERS.

Input 100/250 v. A.C. Output 15 volts at 16 amp. Continuously variable metered output. Usual price £24. Our price, £10/10/- each, plus 10/- carriage.

A.C. ALL-WAVE SUPERHET CHASSIS.

7 valves (plus metal rectifiers) for 200-250 v., 40-60 cycle A.C. mains.

4 Wavebands, 13.6-52, 51-200, 200-550 and 900-2, 100 metres.

Pick-up input. Uses 6K7, 6K8, 6K7, 6B8, 6J7 and 2-6V6 in push-pull, giving an output of 10 watts. Specially designed OPT transformer to match 6V6's to 3 and 15 ohm speakers.

Negative feedback is applied over 3 stages giving a high fidelity output. Tone control is incorporated. Completely wired and tested, £15/17/6d.

Also available for A.C./D.C. Mains. Specification as above except that valve line up is 6K7, 6K8, 6K7, 6Q7, 6V6, 2-2SA6. In Kit form at £13/8/10d.

ALUMINIUM CHASSIS. 16 S.W.G. Substantially made of bright aluminium with four sides.

	Price
7 x 3 1/2 x 2 1/2 in.	3/3
9 1/4 x 4 1/2 x 2 1/2 in.	4/-
10 x 8 x 2 1/2 in.	5/6
12 x 9 x 2 1/2 in.	6/8
14 x 9 x 2 1/2 in.	8/11
16 x 8 x 2 1/2 in.	7/3
20 x 8 x 2 1/2 in.	7/11
22 x 10 x 2 1/2 in.	10/-
10 x 9 x 3 in.	6/3
12 x 10 x 3 in.	6/10
14 x 10 x 3 in.	7/11
16 x 10 x 3 in.	8/6
20 x 10 x 3 in.	10/-

MAINS NOISE ELIMINATOR KIT.

Two specially designed chokes with three smoothing condensers with circuit diagram. Fits out all mains noise. Can be assembled inside existing receiver. 6/- complete.

CO-AXIAL CABLE.

Super quality cable, consisting of a centre copper core, a polyvinyl resin type insulator, a flexible screen, a weather-proof P.V.C. outer cover. Just the thing for Television lead-in, super mike cable, etc., 80 ohms impedance. Cat. No. C.765, 3d. per foot.

GRAMOPHONE AMPLIFIER KIT.

Consists of Complete Kit of Parts for a 2 1/2 watt, Mains-operated 2-stage Amplifier for use with any type of pick-up. Volume and tone controls are incorporated. Output impedance is 3 ohms. Cat. No. AMP147. Price complete, 65/- For 200-250 v. mains with valves and diagrams.

SECTIONAL WHIP AERIAL. Seven sections which plug into each other making an aerial 14ft. long. Thinnest section 1in. diam., thickest section 1in. diam. Weather-proof enamel. 3/6 each complete.

INSULATED BASE for above, 2/6 each.

METER KIT.

A FERRANTI 500 MICROAMP M/C METER, with separate High Stability, High Accuracy, Resistors to measure, 15, 60, 150 and 600 volts D.C. Scale length 1 1/2in., diameter 2 1/2in. 10/- the complete kit.

5 KV. ELECTROSTATIC VOLTMETER. Scale length 3 1/2in., flush mounting, 4 1/2in. diameter, £2/10/-.

207, EDGWARE ROAD, W.2 Phone : AMBassador 4033 AND AT—
All Post Orders to 167, LOWER CLAPTON ROAD, LONDON, E.5. 'Phone : AMHerst 4723
EDGWARE ROAD IS OPEN UNTIL 6 p.m. ON SATURDAYS

PREMIER RADIO COMPANY

MORRIS & CO. (RADIO) LTD.

WE ARE NOW SUPPLYING NEW LONG RANGE TELEVISOR KITS FOR THE LONDON OR BIRMINGHAM FREQUENCIES at the same price as the standard kit —£17 - 17 - 0—

As is usual in all Premier Kits every single item down to the last Bolt and Nut is supplied. All chassis are punched and layout diagrams and theoretical circuits are included.

Five Easy to Assemble Kits are supplied :—

VISION RECEIVER with valves, carriage 2/6.....	£3 13 6
SOUND RECEIVER with valves, carriage 2/6	£2 14 6
TIME BASE with valves, carriage 2/6.....	£2 7 6
POWER SUPPLY UNIT with valves, carriage 5/-.....	£6 3 0
TUBE ASSEMBLY , carriage and packing 2/6.....	£2 18 6

This unit includes the VCR97 Tube, Tube Fittings and Socket and a 6in. P.M. Moving Coil Speaker with closed field for Television. The Instruction Book costs 2/6, but is credited if a Kit for the complete Televisor is purchased.

Any of these Kits may be purchased separately ; in fact, any single part can be supplied. A complete priced list of all parts will be found in the Instruction Book.

20 Valves are used, the coils are all wound and every part is tested. All you need to build a complete Television Receiver is a screw-driver, a pair of pliers, a soldering iron and the ability to read a theoretical diagram.

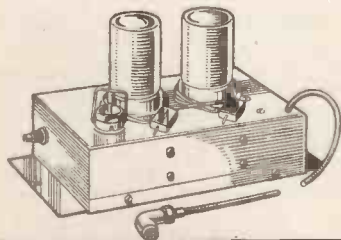


The following sensitivity figures prove that the Premier Televisor Kit is capable of reception at greater distances than any other standard commercial kit or receiver whether T.R.F. or Superhet.

VISION RECEIVER.	
Sensitivity	25 μ v for 15v peak to peak measured at the Anode of the Video Valve.
Sound Rejection	Better than 40 db.
Adjacent Sound Rejection	Midland Model. Better than 50 db.
SOUND RECEIVER.	
Sensitivity	20 μ v. Vision Rejection, better than 50 db.

A well-made walnut finish **PEDESTAL CABINET** is available from stock at £5/10/0 plus 7/6 carriage and packing.

Working Models can be seen during transmitting hours at our Fleet Street and Edgware Road Branches.



PRE-AMPLIFIER FOR FRINGE RECEPTION AREAS

We can supply the complete kit of parts to make this wide band width Pre-Amplifier, using 2 EF54 Pentodes. Powered by the TV Kit, it is completely screened. With all parts, valves, chassis, diagrams, etc., 27/6. All parts available separately.

When ordering Televisor kits

PLEASE STATE IF THE LONDON OR BIRMINGHAM MODEL IS REQUIRED

—152-153, FLEET STREET, E.C.4 Phone : CENTral 2833

Terms of Business : Cash with order or C.O.D. over £1. Send 2d. stamp for list.

207, EDGWARE ROAD IS OPEN UNTIL 6 p.m. ON SATURDAYS

MORE SALE BARGAINS

Especially low prices only until May 31st.

Half As Much Picture Again

THE 6in. tube VCR.97 gives a picture approx. 5in. x 4in. or 20 sq. in., a 7-in. tube would give a picture 6in. x 5in. or 30 sq. in., in fact half as much again. We can supply a 7-in. tube which has same base and same connections as the VCR.97, also approx. the same working voltages, but requiring a little more frame and line amplitude—fluorescence is green. The tube number of the tube is CV961, the sale price is 37/6, plus 2/6 carriage and packing. The tubes are new and unused, the serial number will be entered on your invoice and should it give trouble within six months it will be replaced.

Power Pack Type 392

THIS is an extremely useful unit which works off A.C. without modification giving an output of 700 v. D.C. adequately smoothed. Here is a list of the components contained in the power unit: Mains Transformer for 200-250 v. 50 cycle, with secondaries of 700-c-700 v. at 70 mA., 4 v. at 2.5 amps, 12.5 v. at 1 amp. (Note these are Admiralty ratings the transformers will stand at least twice these figures). Also two rectifier valves type CV54, 10-watt resistors, three 4 mfd. 100 v. condensers, L.F. choke, 10 henry 100 mA., 2 slydlok fuses. The power pack is unused and is contained in a louvered case size 12in. x 5 1/2in. x 8 1/2in. Sale price 47/6.

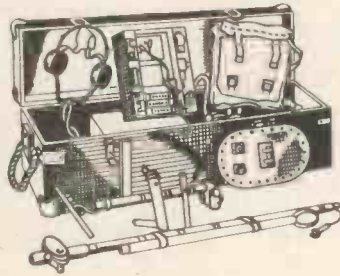
Receiver Type 78

THIS covers the wave band 2.4 to 13 Mc/s and it is also fitted with a 1,000 Kc/s crystal with an internal arrangement whereby its oscillator can be accurately checked with the crystal, the sets are 5 valves and they are brand new and unused. Size is 6 1/2in. x 8 1/2in. x 10in. approx. Sale price is 30/-, plus 7/6 carriage, etc.

Special Purpose Valves

WE hold a very good stock of valves of all types and for all purposes, and because we have bought in big quantities from the Ministry's most of our prices are ridiculously low when compared with others or with the original price. If you have been wanting valves for experimental purposes or to hold as spares for any equipment, this is obviously the time to buy, for instance we have 250 w. R.F. outputs for only 17/6 each.

During our sale period all prices are considerably reduced, but, of course, the quality of the valves remain the same. Unless otherwise stated all are new and unused, mostly in original cartons. As a sample of Sale Prices and types we quote from our list: VU29 2,000 v. 600 mA. mercury rect., 7/6, VU111 5,000 v. rectifier 4 v. heater, 5/-, VT31 250 w. R.F. output triode, 17/6, VU508 8,000 v. 125 mA. rectifier, 12/6, GR2 4 v. thyratron, 9/-, 2D21 midget thyratron, 11/6, VR91 6.3 v. R.F. pentode, 6/6, 813 250 watts output Tetrode, 35/-.



Metal (Mine) Detector

FOR the detection of ferrous or non-ferrous metals, under ground, under water or in animals, timber, chemicals, etc., etc., originally intended for detecting mines by one of our allied armies. This equipment has never been used. We have to clear the warehouse in which these are stored, and, therefore, we are offering these complete Mine Detectors for less than the cost of the transit case alone. The equipment comprises a 3-valve battery amplifier in a steel case, a shoulder haversack, and long counter balanced search coil, short search coil, headphones, junction box, sensitivity measuring stick and operating instructions and circuit diagram. The original cost of this equipment was enormous, but as we have to clear our store, we will supply while they last at the very low figure of 22/6, plus 8/6 carriage. We understand that these Mine Detectors were tested and in working order before being stored, but in view of the very low price, we can give no guarantee other than of completeness.

Radar Receiver 3084

THIS requires only the smallest modification to make it into a combined sound and vision receiver, for T.V. Main contents are: 7, EF50-2, VR136 (EF54) 1, VR137, 1, HVR2-1, R3, 1, EA50. Wire wound variable resistors, small 80 v. A.C. motors, wide band I.F. strip, brand new in original manufacturer's packing. Sale Price 49/6, plus partly returnable packing case deposit and carriage charge of 10/-.

Indicator Unit Type 6

AS specified for the "Wireless World" oscilloscope (reprint of data 9d.), also for the Inexpensive Telesivisor (booklet 1/6) and our Mark I Telesivisor (constructor's envelope, 2/6). These indicators are brand new in manufacturer's original packing, and they contain many hundreds of useful components, VCR.97 6in. Cathode Ray Tube, 4-EF50 valves, 3 other valves, hundreds of wire wound pots, condensers, resistors, switches, etc. Sale Price 13/19/6, plus partly returnable packing case deposit and carriage charges.

Communications Receiver R1155

THIS is one of the finest communication sets ever made. Designed by leading engineers and made by one of our famous Companies, this receiver will undoubtedly give you years of good listening. Most readers will know it fairly well. The receiver covers the broadcast bands, long waves and medium waves, and short waves up to 20 Mc/s.

It contains 10 valves and really brings the stations in. Sale Price 16/10/- for a good complete receiver. 17/10/- same grade receiver tested and re-aligned, etc., 18/15/- for unused receiver—19/15/- unused receiver tested and re-aligned, all plus partly returnable packing case deposit and carriage charge of 10/-.

Crystal Substitute. TU5B

THIS very famous tuning unit has been referred to by one of radio's leading journals as an efficient crystal substitute. For instance for band spreading it has a micro-meter dial which gives 2,500 divisions of the 180° of rotation of the tuning condenser. In addition the unit has a high Q tank circuit which has temperature compensated coils, 4 temperature compensated tuning condensers, all efficiently made up in a black crackle case. This tuning unit covers the band from 1.5 to 3 Mc/s. We will supply (where requested) a copy of the article which appeared in the radio journal showing how this can be converted into an efficient V.F.O. The total cost of the extra parts if you have to buy them all from us is less than 11/10/-, so as the price of the TU5B is only 12/6 your V.F.O. will not be a costly item. In addition a TU5B can quickly become a transmitter or one of many other devices. Sale Price 12/6, plus 2/6 carriage and packing.

Indicator Unit Type 162

THIS contains 2 Cathode Ray Tubes, one a 6in. type VCR.517, which many constructors claim to be equal if not better than the VCR.97. The other a 3in. type VCR.139A which makes a very fine oscilloscope, in fact an article giving full constructional details appeared recently in a radio journal. Further, this indicator unit contains 9 very useful valves, all 6.3 v. types, a Klystron, a milliammeter, a 24 v. motor, and literally hundreds of all other parts, condensers, pot meters, etc., etc. Sale Price 39/6, plus partly returnable packing case deposit and carriage charge of 10/-.

Indicator Unit Type 182A

THIS again contains a VCR.517 Cathode Ray Tube, in addition there are also eight valves as follows: 3-EF50, 1-5U4, 4-SP6r's. Components include numerous pot meters, condensers, resistors, etc. Sale Price, 39/6, plus partly returnable packing case deposit and carriage charge of 10/-.

American Type 6 Indicator

THIS indicator is virtually a copy of our Type 6 which you will remember contains the VCR.97 tube, and many valves of such types as EF50's. It contains the Cathode Ray Tube type 5BP1 which is the American equivalent of the VCR.97. It is a very useful unit and in addition to being useful for television work it can be converted most quickly into a 'scope. During this month the Sale Price is only 49/6, plus 10/- carriage and packing case deposit, and to all purchasers we will present a free copy of the data showing how the 'scope can be made up. Alternatively, we will supply the data separately at 2/6 per copy.

R1355 With R.F. Unit

SUITABLE for making the Birmingham version of the "Inexpensive Televisor." This Televisor is doing good service almost all over the country. The instruction booklet is very clear and the fault-finding notes and pictures are most helpful should you get into difficulties. The Sale Price for this month only for the 1355 and the R.F. Unit together with the instructions is 55/- complete. The receiver and R.F. unit whilst not being new are, nevertheless, absolutely complete and in perfect order, containing a total of 13 valves. If not calling then add 10/- as returnable deposit on packing case and to pay carriage charges. Instruction only 1/6.

An All-Mains Three-Valver for 29/6d.

COMPLETE with filament transformer, ON/OFF switch, moving coil speaker, volume control, tuning condensers, range switch, etc., sounds a bit incredible but nevertheless it is true. Actually we supply a transmitter unit which is in new condition, you strip this down and re-build it following our instructions making a self-contained radio receiver for the broadcast band to bring pleasure to a particular friend, or to give you music while you work, study, play or rest. The price of the unit is 25/- and this contains everything except the loudspeaker, and if it is only a little bedside receiver you want, then the miniature moving coil headphone unit type 22 is quite suitable. Alternatively, if you want the set for more normal use, then use our 3½in. speaker which costs 8/6. The set will receive medium wave stations with reasonable strength, long waves can, of course, be added later. The set makes up into a very neat little outfit, measuring only 10in. × 6in. × 5½in. Send only 29/6 or 33/6 in full confidence because we guarantee to return your money (plus postage) in full if after making up the receiver you are at all disappointed with results, but please act quickly for these won't last long.

Receiver Type 25/73

THIS is the receiver portion of the TR.1196 and it is undoubtedly one of the most useful little receivers that has ever been offered as Government Surplus because once you have removed the tuning unit and replaced it with a standard coil pack, you have a domestic receiver. You can use almost any valves, for instance, in the first stage it needs an R.F. pentode, SP61, EF39, 6K7, etc. V2 is the frequency changer, here you can use VR57, EK32, 6K8, etc. V3 is the I.F. Amplifier, this can be the same type as V1. V4 is the detector and first A.F. Amplifier, this can be EBC.33, 6Q7, VR55, etc. V5 is the output valve, say 6V6, EL32, 6F6, VT52, etc. You can see then that you will be able to make a very efficient superhet for a very small figure.

(Details of the complete circuit will be supplied gratis where requested). Alternatively, if you don't want to build a receiver, then you have some really excellent break-down value. In the first place, there is a pair of standard 465 Kc/s dust cored I.F. Transformers. These would cost 12/6 to 15/- and, of course, in addition you will have such items as tuning condensers, coils, pre-set condensers, pot meters, etc., etc., etc. Don't waste time getting your order in for this item, the Sale Price is only 7/6 or with set of valves, 19/6.

A Free Gift

THE famous American indicator unit APN4 uses a 5in. C.R. tube type 5CP1 and has a front panel which is most impressive, equal in fact to the most expensive 'scope. It is a double decker unit and it is literally crammed with parts for it is a 26-valver. The parts include focus and brilliance and time base controls and hundreds of condensers, pot meters, resistors, etc., which if bought separately must cost £30 to £40. We give the unit away free if you buy the tube 5CP1 and the sale price we ask for this is only 27/6, plus 10/-, partly returnable carriage and deposit on packing case.

Receiver 1132A

THIS is a V.H.F. receiver covering 100-126 Mc/s. It uses eleven valves, it has a super tuning scale and slow motion drive and 0.5 mA. moving coil tuning meter. Totally enclosed in grey metal cabinet with plated handles. Valve line-up as follows: VR65, VR66, three VR53, VR54, VR57, VS70, VR56. Sale Price only 59/6, carriage, etc., 7/6.

Milnes H.T. Units

RECHARGEABLE H.T. batteries, 120 volts, 600 mA. hours, rechargeable from 6 v. D.C. charger or car battery; will last for ever and show a great saving over dry batteries. Ideal for school, laboratories, boats, etc. Complete with full operating and maintenance instruction. Brand new and unused in carrying case with handle and armoured glass lid 14in. × 11in. × 8½in. Sale Price 47/6 each, carriage and insurance, 2/6.

Complete A.C. Power Pack

THIS is incorporated in the crystal monitor type 4 which is a very high grade instrument using 7 valves and providing modulated R.F. over a frequency range of 100-130 Mc/s. The size of the instrument is 19in. × 7in. × 9½in. deep. These are new but less crystals and valves, so we offer them to you for less than the value of the power pack alone. Sale Price is only 45/- plus carriage, etc., 5/-.

Building a Car Radio?

IF so you will need a Vibrator unit. We can offer one made by the celebrated Mallory Co., of America. These work off 12 volts (you could fit a 6v. transformer) and are complete with synchronous vibrator and all necessary resistors and condensers. Slightly soiled due to storage but unused and perfect. Price 11/6 each.

Morse Oscillators

BATTERY operated Morse Oscillator, complete with modulation and interference transformers, incorporating note selector control, volume control, phone, key and interference jacks. Size 9in. × 8in. × 8½in. Power supply required, H.T. 60 v., GB4½ v., L.T. 2v. Provision for fitting batteries inside case. Supplied brand new and unused, complete with 2 valves. Sale Price 15/-, carriage and packing 1/9.

MCR1 Power Packs

UNIVERSAL power supply to operate on any mains voltage. Designed for miniature receiver MCR1, but suitable for any small superhet. Output 120 volt H.T. 7.5 v. L.T. Size 2½in. × 3½in. × 8½in. Sale Price only 24/6, carriage and packing 1/6.

Receiver Type 1224A

BRAND new and complete with 5 valves, ready for use as soon as batteries are connected. Frequency range 1-10 Mc/s (3 bands). Muirhead slow-motion drive giving ease of tuning. Batteries required: 2 v. L.T. 9 v. G.B. and 120 v. H.T. Sale Price, £4/12/6, carriage and packing 7/6 extra.

Miscellaneous Items 10/- each

MAGSLIP 3½in. transmitter. 0-1 moving coil meter. 2½in. flush mounting, 1,000 Kc/s crystals double American made. P.M. speaker 8in., by very famous maker. Packard bell pre amp with valves. Filament transformer 4 v. 6 amps. Moving coil headphones with M/C mike.

Magnetic Television

FOR 9in. or 12in. tubes, the sale price of the complete outfit is only £18/10/- (terms available). Call to see our demonstration model. Data for novice or technician, 2/6 only. Black and white pictures, tube is extra.

Pay Us A Visit

ON these two pages we have mentioned only a few of the many bargains which will be available during our sale. We suggest that you "Pay us a Visit" because there will be many items for callers only. Failing this you must send for our Bumper Sale List. Do not forget to enclose 6d. in stamps, because we shall probably have to send it out in two editions.

Orders for and enquiries relating to the items on these two pages must be sent to the address below. Where your total order is £2 or more only include the specially mentioned carriage and other charges, otherwise under £2 add 1/6, under £1 add 1/- . Postable items can be sent C.O.D. additional charge approx. 1/- . Good stock of all items at time of going to press. Bargain list 6d. p.f.



PRECISION EQUIPMENT (2) ELECTRON HOUSE, Windmill Hill, RUISLIP MANOR, MIDD.

LAWRENCES

CATHODE RAY INDICATOR UNITS TYPE APN4. This famous unit contains short persistence tube 5CP1, suitable for high definition television, also 26 valuable valves, including many 6SN7, 6SA7, etc. Front panel closely resembles an expensive oscilloscope and is fitted with controls for focus, brilliance, time base, etc. Unused and is spotlessly clean, complete with circuit diagram, £6/15/- . If desired, we can supply this unit with 5CP1 tube but less valves only, £7/6.

MARCONI AMPLIFIERS TYPE 6. A really fine rack mounting job, employing two PX25 valves in push pull. Standard size panel is fitted with Anode Current Meter, Volume Control, etc. Power Unit Type 6, also on standard panel, is also supplied. Very robust construction, with delayed H.T. switching, for operation on 230 v. A.C. 50 cycles. Price only £6, with circuit diagram. Standard 5ft. rack by Corsor also available, for use with the above. Supplied separately, 40/- each.

NEW AMERICAN RADAR MODULATORS TYPE MD-5B/APS3. Originally employed with 3 cm. Transmitter (725A Magnetron). Contain 1 829B, 1 715B, 4 72/3B24, 1 73 and 2 electric blowers, relays, E.H.T. oil-filled Condensers, etc. Price only £6.

RADAR GAS GAPS TYPE 721A. For 10 cm. equipment, 15/- each.

NEW WESTINGHOUSE RADAR TRANSMITTERS TYPE SL1. Heavy steel case, with large motor blower 115 v. 50 cycles, £10. We also have available other units of this 10 cm. equipment, including Receivers, Power Units, Selsyn Amplifiers, Antenna Pedestals, Bearing Control and Indicating Units. Details on request.

NEW R.C.A. STANDARD CRYSTALS. 100 kcs. Invaluable for frequency meters, etc. Complete with special holder, 22/6.

NEW MICROAMMETERS. Flush mounting Grade I movements. 500 microamps, 7/6. Also 50 microamps, this exceptional 20,000 ohm per volt meter only 15/-.

V.H.F. DIPOLE ASSEMBLY. Part of Rebecca installation. Stream-lined junction box. Parasitic reflector element. Suitable for mod. to TV. Antenna by extending elements, 3/6.

NEW JENSEN AUDITORIUM ENERGISED SPEAKERS. 15in. cone, with exceptional frequency response. Energisation of 16.7 watts, in the field coil. Flux density 12,980 gauss. Gap energy 7.5 million ergs. This is the famous Model A-15 Orthodynamic, listed at 889. £7 10s.

TELEVISION MASTS, 36ft. Made by Bendix Corp. U.S.A. Telescope, 5in. dia. Completely self-supporting on patent tripod base. Constructed of durable resin impregnated timber. This superbly engineered product is ideal for mounting beam arrays. Erected or dismantled in 30 mins. As supplied to leading Industrial and Public concerns. Complete £6. Descriptive illustrated leaflet available on request.

INTERFERENCE SUPPRESSORS. Fitted in aerial lead-in to set. Small unit in screening can lin. x 1 1/2in. x 2 1/2in. 3/9.

AERIAL LIGHTNING ARRESTORS. Highly efficient, sealed in evacuated glass tube. Complete with insulated holder, 3/6.

NEW EDDYSTONE FLEXIBLE COUPLERS. For 1/2in. condenser shafts, etc., 1/6.

NEW I.F. TRANSFORMERS, 12 cms. For TV I.F. strips, etc. Permeability tuned. With screening can, compact size, 4/- each.

NEW AMERICAN STAR IDENTIFICATION INSTRUMENTS. Complete with charts for all latitudes in northern and southern hemispheres. Accurate in all parts of the world. In leather case, 5/-.

R.C.A. FOCUSING COILS. For electromagnet tubes with neck dia. up to 1.5in, 6/6. Deflector coil assembly to match, 6/6.

NEW METAL STORAGE CABINETS. Of improved design, fitted with 12 sliding drawers. Overall dimensions; 10 1/2in. x 7 1/2in. x 6in. Extremely useful for segregation and neat storage of small parts, 17/6.

NEW HAND MICROPHONES. Double button carbon type, with neat on-off switch on semi-spherical case. Complete with cord, 2/6.

NEW C.R. TUBE HOLDERS for VCR97, etc., 3/6. Discount for quantities.

NEW GUARANTEED CONDENSERS. .1 mfd. 3 kV. can type, isolated terminals, 4/-; 2 x .075 mfd. 8 kV oil-filled can, ceramic standoffs, 8/6. Ditto, but 2 x .15 mfd. 8 kV, size 4 1/2in. x 3 1/2in. x 1 1/2in., 12/6. 1,000 mfd. 25 v. D.C., can, 3/6; 4 mfd. 2 kV, can, 4/6; .25 mfd. 1.5 kV, can, 2/-; heavy duty twin condenser, .25 mfd. 18 kV and .25 mfd. 9 kV, large insulators, 12/6; .01 mfd. 2.5 kV, can, 2/6.

NEW ELECTRON MULTIPLIER PHOTO CELLS, 931A. High sensitivity, 27/6.

SKY WAVE WHIP AERIALS. Nine-foot element. Base insulator has long leakage path for all weather operation. Mounted on roof top, this aerial provides first-class results and reduces interference level. To clear 7/-.

GLAZED PORCELAIN 600 ohm FEEDER SPREADERS, 9d. each.


MISCELLANEOUS CLEARANCE BARGAINS. Only new material.

VARLEY 6 volt m/cycle accumulators 25/-; Battery class B Amplifiers, 2 valves (used), 12/6; Packard Bell pre-amplifiers, 1 6SL7, 1 2BD7, with manual, 13/-; antenna tuning units, with R.F. meter, 8/6. Airmet balloons, 5ft. dia., with special hydrogen generator, 10/-.

American aerial kites BC357, large size, 14/-; Blower units, 24 v. D.C., 4/9; Resistance tag boards, 3 for 1/6; Chokes, heavy duty, 10 h. 500 mA (used), 8/6; Aircraft compasses, 6in. spirit-filled luminous, in case, 14/-; Co-ax cable connectors, silver plated, 2/9. BC453-4-5 triple control panels (used), 7/6. Many other command equipment spares; I.F.F. set control panels (BC966), 2/6. Headphones, in maker's cartons, 4/6. Magnetron magnets, 5/-.

TERMS: C.W.O. ALL PRICES INCLUDE U.K. CARR. SATISFACTION GUARANTEED OR MONEY IMMEDIATELY REFUNDED.

LAWRENCES,
61 BYROM ST., LIVERPOOL, 3
Telephone CENTral 4430



R.1355 RECEIVERS. We have been fortunate in securing a further limited quantity of these receivers. These are brand new and unused. Price 55/- (plus 5/- carriage).

R.1355 MAINS TRANSFORMER. 200/250v. input. Outputs 250-0-250, at 120 m/a., 6.3v. at 6a., 5v. at 3a. Fully shrouded top chassis mounting and guaranteed 100 per cent. Only 28/6.

NO. 18 SET. RECEIVER PORTION. A four-wave superhet receiver operating from 6.9 Mc/s (33 m.-50 m.). Valve line-up: 3 ARP12 (VP23), and AR8 (HL23DD). Requires only 120v. H.T. 9v. G.B. and 2v. L.T., in perfect condition, only 17/6, plus 1/6 packing and carriage. An absolute bargain. Suitable brand new headphones can be supplied at 3/6 per pair.

N.B.—Each receiver is tested working, prior to despatch.

RECEIVER TYPE 21. The receiver portion of the W/5 21 operating from 4.2-7.5 Mc/s. Double superhet from 18-30 mc/s. Incorporating B.F.O. and crash limiter. Valve line-up 7-ARP12 (VP23), and 2-AR8 (HL23DD), plus spare valve of each type, making eleven valves in all. Only 35/- complete.

A.M. RECEIVER UNIT, TYPE 161. Comprising 2 EF50, EF54 and EC52. Coils, relay and many condensers and resistors. The whole in metal box, size 8 1/2 x 6 1/2 x 3 1/2in. New, a bargain at only 22/6, carriage paid.

R1626 V.H.F. RECEIVER. Ex-A.M. Comprising 10 EF50 valves, 2 EB34, 24v. rotary generator, relays and hundreds of condensers and resistors. Complete in grey metal case. Absolutely brand new. 75/- only.

RECEIVER TYPE 25. The receiver portion of the T/R 1196. Covers 4.3-6.7 Mc/s., and makes an ideal basis for an all-wave receiver, as per "Practical Wireless," August issue. Complete with valves type EF36(2), EF39(2), EK32 and EBC33. Supplied complete with necessary conversion data for home use. Only 22/6. Chassis only, 8/6.

METER DISTRIBUTION BOARDS. Comprising 0-300v. M.I. meter, 3 1/2in. A.C./D.C. input plug and socket, 3 output sockets, 2 porcelain fuses. Total size 12 x 6in. Brand new and individually boxed 17/6 complete.

POCKET VOLTMETER. Ex-Govt. Two range 0-15v., 0-250v., D.C. Brand new and complete in Web carrying case, only 10/6.

5KV. ELECTROSTATIC VOLTMETER. 0-5KV., panel-mounting, 3 1/2in. scale, brand new, 50/- each.

D.C. AVO MINORS. Special offer, limited quantity of these well-known instruments, brand new and boxed, but slightly soiled. Not ex-Govt., 55/- only.

SANGAMO WESTON. Ex-Govt. 0-1 M/a. M/c. meters. 2 1/2in. panel-mounting. Absolutely brand new, 15/- each only.

E.H.T. TRANSFORMERS. Output 2,500v. 5 M/a., 4v. 1.1a., 2-0-2v. 2a. (for VCR97), 35/- only. Output 3,250v. 5 M/a., 6.3v., 1a., 2-0-2v., 2a. (for 5CP1), 39/6. Output 4,000 v., 10 M/a., 2-0-2v. 2a., 48/- . Output 5,000v., 10 M/a., 2-0-2v., only 60/- . All input 230v. and fully guaranteed.

MICROAMMETER. 0-500 micro/a., 2in. scale, moving coil, panel-mounting, 7/6 each.

OSMOR MIDGET "Q" COIL PACKS. Size 3 1/2 x 2 1/2 x 1 1/2in. Amazing performance. Polystyrene formers with adjustable iron cores. One-hole fixing, only five connections. Factory aligned complete with full receiver circuits, and instructions. S'het for 465 kc/s., 33/- only. L.M.S. also for T.R.F. operation M. and L., W., 30/- . We can now offer the latest "Q" pack for S'het battery operation. Complete with circuits incorporating either 1A7 or 1T4 series. Valves. This pack is supplied with ready-wound frame aerial. Price 37/6.

Please note that separate H.F. Stage, for addition to the above Mains Superhet Coil Pack, can now be supplied at 15/- only. Complete with all necessary easy-to-follow instructions.

TUFNOL SHEET. First grade, polished finish, size 21 x 15in. X 1/4in. thick. Weight 10 lb. Drilled at intervals around the edge for 4BA counter-sunk screws. Per sheet, 15/- only.

ALSO, 21 x 10 1/2 x 3 1/2in. Weight 3 lb., undrilled, 5/- per sheet, plus 6d. postage.

6in. CATHODE RAY TUBES. VCR97, electrostatic, non-persistent, individually boxed, ready for transit. 35/- each only. Postage and packing free.

Side contact base for above, 2/-.

6in. Masks for above. Not ex-Govt. but specially manufactured to give rectangular picture. Black 6/6. White 7/6.

E.M.I. MARCONI AUTOMATIC RECORD CHANGERS. TYPE A.C.100. Light-weight pick-up, complete with matching transformer, £10/10/8, carr. paid. Latest type.

Send stamp for current Component List
Probably the most comprehensive in the trade

5, HARROW RD., LONDON, W.2
PADdington 1008/9 and 0401

UNIVERSITY RADIO, LIMITED

Offer Guaranteed Used Equipment at Attractive Prices

One only non-auto-stop Decca Deccalion, in perfect condition and working order. As new ...	£20 0 0	B.P.L. Signal Generator, A.C. 200-250 volts. As new	£11 0 0	Latest model Collaro Auto-Changers, as new. Each	£8 10 0
B.S.R. Axiogram, model AG4, perfect	£21 0 0	Hartley Turner (1949) P.M. Speaker, as new	£5 10 0	Rotary Converters, 24 D.C.—230 A.C., 100 watts, 1 phase, 50 cycles. Perfect as new. Each...	£5 0 0
Eddystone 640, with Speaker, as new	£21 10 0	Sound Sales (1949) P.M. Speaker as new	£5 0 0	As above, 12 volt D.C. input. In case. Metered	£7 10 0
Hambander, as new	£13 0 0	Webster Portable Wire Recorder, complete with 3 spools (½, ¼ and 1 hour), microphone, modulation meter, and Auto-Transformer A.C. 200-250 volts. In perfect working order and new condition	£75 0 0	21 day Clockwork Time-Switches, 5 amp. 200-250 volt. Famous make. Totally enclosed. A few only. Cost £7 each. Our price, as new	£3 10 0
BC348, converted for A.C. 200-250 volts. Perfect	£15 0 0	Hallcrafters SX16, with Hallcrafters Speaker in cabinet (12in.)	£25 0 0	E.D.C. Rotary Converter. 220/240 volt D.C. to 230 A.C., 90 watts. In metal case with Filter Unit. In perfect condition	£8 10 0
MCR 1, complete with coils, power-pack, phones, etc. As new	£8 0 0	Masteradio (1949) Car Radio, 12 volt. In perfect condition and working order. Cost over £28. Our price	£14 10 0	E.D.C. Rotary Converter, 24 volt D.C. to 230 A.C. 300 watts. Converter unit only. In perfect condition	£8 10 0
Labgear Electronic Fault Tracer, 1948 model, as new	£15 0 0	Auto Transformers totally enclosed, 850 watts 1 phase, 200-250, 100-110 volts. Brand new with leads for projector or other use. A really fine job	£6 0 0	E.D.C. Rotary Converter, 230 D.C. to 230 A.C., 200 watts. Perfect	£8 0 0
Taylor 65B Signal Generator, as new	£11 0 0	Foster Transformers 230/240 v. 1 phase. Sec. 12 v. 30 amps. Perfect. 2 only	£2 10 0	L.D.C. as above, not ex-W.D. 150 watts. As new	£8 0 0
Portable chrome Mike stands, brand new	£1 11 0				
Evershed's 500 volt Wee Megger in leather case, as new	£8 10 0				
Valradio D.C.-A.C. Vibrator Converter, 200 watts, in new condition and perfect working-order	£9 0 0				
Taylor model 313C Capacity and Inductance Adapter, as new	£2 17 6				
Evershed's Bridge Megger, with built-in Resistance Box, 500 volts, perfect condition	£15 0 0				

WE NEED GOOD USED EQUIPMENT URGENTLY. PLEASE SEND, BRING OR PHONE FOR OFFER

Goodmans 12in. P.M. Speaker, as new	£4 0 0	Voigt Corner Horn Speaker (1949-50 model). In new condition. Complete with Voigt P.M. Unit. Originally cost £95. Our price	£65 0 0	Triplett (U.S.A.) Valve-Tester with Test-Meters in portable case. Complete with charts. As new	£16 10 0
Goodmans Axiom 12, as new	£5 10 0	Taylor A.C./D.C. Junior Test Meter, as new	£5 0 0	G.E.C. portable Tube-Checker, model TC3, with charts. As new	£13 0 0
Goodmans Axiom 22, as new	£8 17 6	Ferguson 8 valve Floor Console (1949-50 model). Cost £45. Our price, in perfect condition, as new	£26 10 0	Taylor 45A Valve-Tester, as new	£14 0 0
Vitavox 12in. P.M. Speaker, as new	£4 0 0	Wharfedale W-10-CS Speaker, as new	£5 0 0	Hickock (U.S.A.) Valve-Tester in portable case, as new with all charts	£14 10 0
Avo 1948 model Signal Generator, as new	£10 10 0	Wharfedale 10in. Golden Speaker. As new	£2 10 0	Marion (U.S.A.) Flux Meter, complete and new. (One only)	£15 0 0
Avo Valve-Testers (1948-49), with Roller Panel, as new	£10 10 0	Taylor model 30A 'Scope, as new. In perfect working-order	£20 0 0	Ex W.D. Type 2 Transmitter and Receiver, complete with Power-pack. As new	£13 10 0
Avo Capacity and Resistance Bridge, as new	£7 0 0	Parmeko 12 volt D.C. 10-watt Mobile Amplifier, with hand Mike. Complete and perfect... ..	£10 10 0	Jefferson Travis ultra short-wave Transceivers, complete with batteries ready to use. In new condition, with transit cases. Type UF-1. The pair ...	£21 0 0
1948 model Collaro Microgram, complete and perfect in portable case	£11 10 0	As above, 15 watt	£11 10 0	Douglas No. 3 Coil-Winder, complete with A.C.W. A.C. motor. As new	£35 0 0
Collaro 1950 model Auto-Change Microgram, as new...	£20 0 0	Avo model 7, as new	£13 0 0	Avo Minor A.C./D.C., as new, complete with leather case	£6 0 0
Garrard RC50, mixer-changer, centre drive, A.C. 110/250 volt, as new	£12 10 0	Avo model 7's in leather case ...	£14 10 0	Ex-W.D. stab volt type 8 Stabilised Voltage Power-Pack. In new condition and perfect working-order	£17 10 0
Collaro centre drive A.C. 'Gram Motors, with Turntables, as new	£4 10 0	Romac 25-watt A.C. Amplifier, with built-in radio, 'gram and mike inputs. As new	£20 0 0	Ex-W.D. Avo model D, A.C./D.C. (Radiometer 40.) Perfect	£9 10 0
H.M.V. 10 watt A.C. 'Gram Amplifier, complete with valves (2 KT63's p.-p.). As new	£10 0 0	Baker (1948) Quality Amplifier, complete and perfect. Originally cost £27. Our price with valves	£11 0 0	Radiometer's Valve-Tester, perfect. With charts	£6 0 0
R-1155N, with A.C. Power-pack, and Speaker in cabinet. In perfect condition and working-order	£16 10 0	1948 Charles Amplifier	£10 0 0	RME69, in perfect condition and working-order	£18 10 0
Advance Signal Generator model E-1. Complete, as new...	£15 0 0	GB-L516 Sound-on-Film or Silent Projector (one only). In new condition. A.C./D.C. Complete with valves, spools, etc. Perfect and ready to use...	£87 10 0	Westalite Charger, 48 cells at 2 amps. A.C. 200-250 volts. As new	£11 10 0
G.E.C. Miniscope, complete and perfect	£15 10 0	Marconi No. 14 Pick-up and Transformer. As new	£2 17 6	Eddystone 358X with 9 coils and A.C. Power-pack. 100 kc/s to 30 meg. Perfect	£20 0 0
Cambridge Unipivot L Pattern 0-240 Microammeter, 5in. scale. As new	£7 10 0	Collaro new magnetic Pick-ups. Each	£1 5 0	Charles Amplifier (1948 model). 8 valves. 2 PX25's (p.-p.). In perfect working order	£10 0 0
Simon Sound Service Recording Amplifier, model EA25, complete, as new	£20 0 0	One only Leak Pick-up, latest model. With Transformer. As new	£7 15 0	AR88D, in perfect condition with built-in 5 Meter and charts	£45 0 0
Canadian Set VRL, complete with Power-pack, rack and valves. In new condition	£21 10 0	As above, without Transformer ...	£6 10 0	AR88LF, as above	£35 0 0
Hallcrafters S27, in new condition, complete with all valves. Another as above, with scratched case. Internally perfect	£25 0 0	B.T.H. ½ h.p. D.C. Motors, 220-240 volts, perfect. Each	£3 10 0		
Hallcrafters Panoramc Adapter for S27, 5 meg-I f. as new. Complete	£21 0 0	B.T.H. A.C. Motors. ½ h.p. 1 phase. 50 cycles, 220-240 volts. Perfect. Each	£6 0 0		

We have various items to clear out, which we have taken in part-exchange deals. Cheap mains transformers, chassis, Amplifiers, all perfect to callers only. Ex-W.D. sets, etc. No fixed condensers or small components stocked.

CASH OR CHEQUE WITH ORDERS. ALL ITEMS LISTED ARE CARRIAGE PAID UP TO 50 MILES.

22 LISLE STREET, LEICESTER SQUARE, LONDON, W.C.2

'Phone GERrard 4447 and 8582. Hours 9 to 6. Thursdays 9 to 1.

YOU CAN MAGNETICALLY RECORD using your Gramophone Motor as a Drive



Necessary parts, also usable later for a more ambitious job, plans available, 1 Spool Diamond Magnetic Recording Tape and 1 take-up spool, 2 Corner Brackets, 1 Roller 1 Record-playback Head Kit, 1 Friction Clutch, 1 Dual-purpose Supersonic Oscillator and Two-stage Preamplifier and your Radio Chassis. Set of parts £7. 15. 0, or items supplied separately.

PARK RADIO OF MANOR PARK, 676/8, 783 Romford Road, London, E.12

RADIO EXCHANGE CO.

BRAND NEW 1355's. These receiver units, part of the Gee direction finding equipment, have established themselves during the last few years as one of the most popular TV conversion units available. With SIX IF stages (7.5 mc/s) det. and output stages, there is sufficient room on the chassis to accommodate a suitable power pack. Complete with 11 valves, and **BRAND NEW** in original maker's crates, £3/15/-.




RECEIVER TYPE 18

Four battery operated valves make this ex-army superbst one of to-day's greatest bargains. Covering 6-9 mc/s they will receive dozens of stations when batteries, phones and aerial are connected. In new condition, with circuit, 19/6.

HEADPHONES, matched for use with the above, and complete with jack plug, 2/6.

MERCURY BATTERIES, the new wonder dry batteries, with an infinite shelf-life, delivering 94 v. H.T., and 1.3 v. L.T. **BRAND NEW, 6/9.**

MIDGET L.T. ACCUMULATORS, made by Exide and Oldham to rigid naval specification, they measure 1 1/4 x 1 1/4 x 4 1/2. **BRAND NEW, 2/6 (12 for 21).**



MIDGET MOTORS, 2 1/2 in. long x 1 1/2 in. dia., developing 1/135 h.p. with 27 v. input, these ex-U.S. motors are in new condition. **ONLY 9/6 each.**

RECEIVER TYPE 3584 fifteen EF50's, two SP61's, one EBC33, one EF36, three EB34's and one EA50, with a "Pye" 45 mc/s strip, a midget motor and dozens of pots, resistors and condensers. **IN MAKER'S SEALED CRATES. OUR PRICE with 23 valves. £5/12/6.**

VIBRATOR PACK 21. Self-contained for 6 v. input, and delivering approx. 150 v. at 40 mA. fully smoothed, these measure 9 x 10 x 2 1/2. In tip-top condition for only 19/6.

RECEPTION SET VRL

A fresh supply, this time in sealed maker's cartons, of this magnificent product of Vancouver Radio Laboratories is again offered to the "ham" and commercial user who requires a really first class receiver.

- ★ Four bands (1.5-29 mc/s) but a six position switch permitting coverage extension.
 - ★ 19 valves (6.3 v.).
 - ★ Variable selectivity Xtal filter.
 - ★ Noise limiter.
 - ★ R.F. gain control.
 - ★ A.F. gain control.
 - ★ Optional A.G.C. which may be damped for O.W.
 - ★ Magic eye.
 - ★ Built-in speaker.
 - ★ Full view dial.
 - ★ Crystal calibrator providing "pipe" every 10, 100 or 1,000 kc/s.
 - ★ Provision for phones, with optional muting of speaker.
 - ★ Top grade components.
 - ★ Self-contained for 115 v. input... and we supply a suitable step-down transformer **FREE.**
- PRICE £26/10/-, or with 19 spare valves... £29/10/-**
Send stamp for pamphlet "VRL"

POWER UNIT 19, with a 540 v. 40 mA., 275 v. 110 mA. rotary converter, plus a 275 v. vibrator pack, this double unit operates from 12 or 24 v. input. Attractively built, and in good condition. **ONLY 12/6.**

HEAVY DUTY OUTPUT TRANSFORMERS, multi-ratio, with two high resistance windings (one centre tapped), and one tapped low resistance winding. **ONLY 4/6.**

TRANSFORMERS. Fully shrouded and potted, these may be used as step-down transformers handling some 75 watts. **OUR PRICE 6/- each.**

RADIO EXCHANGE CO., (W), 9 CAULDWELL STREET, BEDFORD. Phone 5568

PLEASE WRITE YOUR NAME AND ADDRESS IN BLOCK LETTERS

All goods sold as used unless otherwise stated.

BARGAINS IN EX GOVT. AND SURPLUS RADAR RECEIVERS, TRANSMITTERS, TRANSMITTING AND SPECIAL VALVES, AND COMPONENTS.



World Renowned for Service & Reliability

EVERYTHING FOR THE AMATEUR, SERVICEMAN, EXPERIMENTER, RADIO AND TELEVISION CONSTRUCTOR.

V.H.F. RECEIVER UNITS. These units are partly stripped but contain a wealth of components, resistances, condensers, coils, I.F. transformers, etc. Also 4 valves: 2 EF39, 1 EB033, 1 EL32. Overall dimensions, 10 1/2 in. x 7 1/2 in. x 6 in. **LASKY'S PRICE 10/-**, carriage 2/6.

RECEIVER UNITS. Type 153 (45 Mc/s Pye strip). Contains 4 R.F. stages, detector, video amplifier and phase splitter. Uses 6 EF50 and 1 EA50. A complete vision receiver. **BRAND NEW and UNUSED.** **LASKY'S PRICE 67/6.**

CATHODE RAY TUBES. Type VCR97. Brand new ex-Government. Fully guaranteed. Supplied in sprung wood transit case. Characteristic: Heater 4 volts, 1 amp. H.T. 2.5 kv. maximum. Tested before despatch. **LASKY'S PRICE 35/-**, carriage free.

VCR97 SCREEN ENLARGERS. Latest type plastic oil-filled lenses. Will give a bigger, better, clearer and sharper picture from your 6in. cathode ray tube. **LASKY'S PRICE: 1st grade, 29/6.** 2nd grade, 25/-. Postage 1/6 per lens extra.

RUBBER MASKS FOR CATHODE RAY TUBES.
6in. Round, black. Price 3/6.
6in. Square, white. Price 7/6.
9in. Square, white. Price 11/-.
12in. square, black. Price 17/-.
12in. square, white. Price 21/-.
12in. Square, black, solid. 12/6.

SAFETY GLASS SUITABLE FOR 12in. CATHODE RAY TUBES. Size 13 1/2 in. x 10 1/2 in. x 1/8 in. Price 4/11 per piece.

I.F.F. RECEIVERS. Brand new and unused. Supplied in maker's original cartons. Contains 8 new valves: 4 8P41, 1 EA50, 1 VR78, 2 0V6. Also hosts of components, coils, condensers, resistances, switches, etc. A motor generator with an input of 24 volts and output of 480 volts. **LASKY'S SPECIAL CLEARANCE PRICE 19/11**, carriage 3/6 extra.

6 STATION PRE-SET COIL UNITS. Any 5 medium wave and 1 long wave station may be selected by a single switch. Very compact. Dimensions: 5 in. x 4 in. x 1 1/2 in. Supplied complete with full data and circuit. **LASKY'S PRICE 15/-**, Postage 1/6 extra.

EX-A.M. MOVING COIL HAND MICROPHONE AND HEAD SETS. Robustly constructed. Price 6/6 per pair, post free.


CHOKES. 80 mA. 10-20 Henrys. Price 3/11 each, post 6d. extra.

MULTI-RATIO OUTPUT TRANSFORMERS. Standard type. Price 3/11, post 6d. extra.

MIDGET OUTPUT TRANSFORMERS SUITABLE FOR PENTODE. Price 3/6.

MINIATURE OUTPUT TRANSFORMER SUITABLE FOR PERSONAL RECEIVERS. Price 3/- each.


EX-A.M. COMMUNICATION RECEIVER TYPE R.1155.



Brand new in Wood Transit Case. Complete with 10 valves. Aerial tested before despatch. Circuit: B.F.O., A.V.C., R.F.A.M.P., 2 I.F. stages, Magic Eye, etc., 5 wave bands, frequency range: 18.5-7.5 Mc/s; 7.5-3.0 Mc/s; 1,500-600 kc/s; 500-200 kc/s; 200-75 kc/s. **LASKY'S PRICE £12/10/-**, carriage (in transit case) 7/6 extra. Full modification data and circuit details supplied free with each Receiver.

THE VIEWMASTER

The television set you can build at home from standard parts.
★ London or Midlands Operation.
★ Brilliant high definition black and white picture.
★ Superb reproduction.
★ Uses 9in. or 12in. Cathode Ray Tube
★ Table or Console Model.
★ Incorporates all the latest developments
Television for the home constructor at its finest.



Send to-day for the **CONSTRUCTION ENVELOPE**, a 32-page booklet crammed with top-rate information and all the necessary data, also 8 full-size working drawings and stage by stage wiring instructions. Model "A" for use in London and Home Counties. Model "B" for use in Sutton Coldfield Area. **PRICE 5/-** per copy, post free. See the View-Master working. Demonstrations every day during transmitting hours. 9in. and 12in. Cathode Ray Tubes in stock for immediate delivery. Manufactured by Mazda, Mullard, G.E.C., Brimar. **PRICES:** 9in., £11/8/10, including Tax; 12in., £15/2/5, including Tax. Brimar 12in. aluminium, £16/1/4 including Tax. If you cannot call to collect Cathode Ray Tubes, please enquire for details of our special delivery service. Anywhere in the U.K. fully insured. Complete Price List of Viewmaster Components will be supplied free on request. Full details for building a pre-amplifier for fringe area reception now available, price 1/- per copy. We can supply by return of post any item or a complete kit for the Viewmaster, all components always in stock. **NO WAITING.**

BRAND NEW AND UNUSED. IN MAKER'S ORIGINAL CARTON. EX-A.M. UNIT TYPE 567 0/W/W. Containing 11 new valves: 2 5Z4G, 2 5U4G, 1 VUI20, 1 6X5GT, 1 EF50, 1 EF55, 1 6V6G 2 V870 (voltage stabilisers). Dozens of various components, including high voltage condensers, chokes, pot/meters, resistances, condensers (8 mfd, 500 v.v.), etc. Totally enclosed in metal case, size: 12in. x 11 1/2 in. x 8in. Weight 40 lbs. **LASKY'S PRICE 49/6.** Carriage 5/- extra.

BRAND NEW BY FAMOUS MANUFACTURER. RADIO-GRAM MOTORS, 200/250 volts, 50 c.p.s. Motor supplied complete with magnetic pick-up and turntable. Auto-stop and start. **LASKY'S PRICE 75/-.** Carriage and insurance 5/- extra. **FINEST QUALITY. YOUR MONEY REFUNDED IF DISSATISFIED.**

EX AMERICAN AIR CORPS RECEIVER TYPE BC731D. Supplied complete with 10 valves—1 12A87, 2 12SR7; 1 12SQ7; 2 12SQ7; 3 717A; 1 12A87. Also 6 plug in type crystals. This compact unit is built in a black metal case, crackle finished, with removable sides. Size: 13in. x 7in. x 9in. Weight 16 lbs. **LASKY'S PRICE 39/6.** Carriage 3/- extra.

RECEIVER TYPE 3084A. BRAND NEW. LASKY'S PRICE 59/6. Carriage 5/-

CIRCUITS NOW AVAILABLE. Circuit of the 3084A. Price 1/-, post 3d. extra.

Conversion of the Receiver type 3084A to television sound and vision. Price 1/6, post 3d. extra.

Full circuit diagram giving suggested sound and vision television receivers, time base and all associated circuits, power packs, etc., utilising available ex-Government equipment (3084A VCR97, etc.). Price 2/-, post 3d. extra. Data for London and/or Sutton Coldfield now available.

Owing to the great demand for these circuits we have been able to reduce their prices, and now offer the complete set of 3 for 4/6, post free.

RECEIVER TYPE 89. Perfect condition, contains 6EF50; and 4 EB33 valves. Dozens of useful components, condensers, resistances, etc. Also rotary transformer type 72, input 27 volts, output: H.T. 250 volts, L.T. 12 volts. Totally enclosed in metal case, size: 14 1/2 in. x 7 1/2 in. x 8 1/2 in. **LASKY'S PRICE 34/-.** Carriage 5/- extra.

8 and 12 VOLT VIBRATOR TRANSFORMERS SUITABLE FOR CAR RADIOS. Price 6/11 each.

LOW VOLTAGE METAL RECTIFIERS HEAVY DUTY 12 volts 6 amps. Price 27/6 each. Post extra.

STRONG METAL CHASSIS DRILLED FOR 4-VALVE HOLDERS I.F. TRANSFORMERS. Size 2 1/2 in. high by 5 in. by 1 1/2 in. **LASKY'S PRICE 1/-** each. Post 4d.

MINIATURE I.F. TRANSFORMERS. TYPE M400B. 465 Kc/s. Iron dust cored. Size 1 1/2 in. high by 1 1/2 in. by 1 1/2 in. **LASKY'S PRICE 18/6** per pair. Postage 6d. extra.

CO-AXIAL CABLE. SUITABLE FOR TELEVISION. Screened, 1/4 in. diam. Price 9d. per yard, post extra. Screened, 1/2 in. diam. Price 8d. per yard, post extra. Twin balanced feeder. Price 5d. per yard, post extra. Any length cut to your requirements.

R.F. UNITS. Type 24. Brand new. In maker's carton. Frequency 30-26 Mc/s. Contains 3 8P61 valves and components. **LASKY'S PRICE 12/6.** post 1/6 extra.

MAINS TRANSFORMERS. All 200-250 volts tapped primary.
SBT/1. 300-0-300 volts 80 mA.; 6.3 v. 3 a.; 5 v. 2 a. Price 15/-, post 1/6. Semi-shrouded, black finish.
SBT/5. 300-0-300 volts 100 mA.; 6.3 v. 3 a.; 5 v. 2 a. Price 16/11, post 1/6. Semi-shrouded, black crackle finish.
SBT/6. 350-0-350 volts 250 mA.; 6.3 v. 5 a.; 4 v. 3 a. Price 42/-, post 1/6. Heavy duty transformer. Tapped input 100/250 volts, 50 c.p.s.
SBT/7. 350-0-350 volts 250 mA.; 6.3 v. 5 a.; 5 v. 3 a. Price 37/6, post 1/6. Chassis mounting.
SBT/8. 300-0-300 volts 250 mA.; 6.3 v. 5 a.; 5 v. 3 a. Price 32/4, post 1/6. Upright chassis mounting.

MBA/2 MIDGET MAINS TRANSFORMER. 250-0-250 volts 80 mA. 6.3 v. 3 a. Price 18/6, post 1/- extra. Fitted with voltage adjustment panel.

PHOTO ELECTRIC CELLS. Type VA26. Requires 100 volts D.C. or Peak A.C. to function. Price 12/6 each, postage 1/6 extra.

MINIATURE 2-GANG TUNING CONDENSERS. .0005 mfd. Size: 2 1/2 in. x 1 1/2 in. x 1/2 in. spindle. **LASKY'S PRICE 5/-** each, post 6d. extra.

MIDGET I.F. TRANSFORMERS. 465 Kc/s. Iron cored. Size: 2 1/2 in. high, 1 1/2 in. wide, 1 1/2 in. deep. **LASKY'S PRICE 8/6** per pair, postage 6d. extra.

THROAT MICROPHONES. LOW LEVEL No. 2, Mk. II. **LASKY'S PRICE 2/11** per pair, postage 6d. extra.

CONDENSER BARGAINS. BRAND NEW STOCK, FULLY GUARANTEED. FAMOUS MANUFACTURER'S SURPLUS. 8 mfd. 500 v.v., 3/- each, 8 for 20/-.

Other electrolytic condenser: now in stock:
8 x 32, mfd. 450 v.v., at 4/11 each.
16 x 16 mfd. 450 v.v., at 4/11 each.
16 x 32 mfd. 500 v.v., at 4/11 each.
16 x 8 mfd. 500 v.v., at 4/3 each.

High voltage smoothing condensers .001 mfd. 4 Kv. working. Price 1/6. New high voltage T.C.C. Visconol .001 mfd. 7 Kv. working. Price 4/6.

Send a 2d. stamp with your name and address (In block letters please) for a copy of our current stock list giving full details of our Ex-Government Radio Radar and Surplus equipment. **THE LASKY'S RADIO BULLETIN.**

370 HARROW ROAD, PADDINGTON, LONDON, W.9 (Opposite Paddington Hospital)

TELEPHONE: CUNningham 1979. Hours: Mon. to Sat. 9.30 a.m. to 8 p.m. Thurs. half day 1 p.m.

BAFFLED?

THEN LET US HELP YOU!

CONSTRUCTORS of home televisions such as "VIEW MASTER," "ELECTRONIC ENGINEERING," etc., have often encountered unexpected snags. If you are resident in the London area bring your troubles to us. We will issue a report and estimate for 10s. This service is for personal callers only and no correspondence can be exchanged. We believe we are the only firm offering such a comprehensive technical service to the amateur TV constructor.

EVERYTHING FOR THE ENTHUSIAST

YOU can obtain ALL your TV requirements from us. Here is a small selection from our huge and varied stocks:—

AERIALS from 21s. Co-axial cable, 75 ohm, new and standard, 9d. per yard.

R1355 Units, RF units, rectifiers and numerous other essential units and components in stock.

ALL "VIEW MASTER" PARTS, ETC., ALWAYS AVAILABLE

More Bargains for May

RECEIVER R1155A. Brand new, unused, and in transit cases. A very high grade communications receiver at a modest price. The R1155A is renowned the world over. £11.19.6 carriage paid to your door.

INDICATOR UNIT I16H.

A more up-to-date version of the famous 6A and the ideal Indicator Unit for TV use. The R1355 and I16H make an admirable combination. The I16H we offer is brand new, in impeccable condition and contained in manufacturer's original wooden crate. Contents include a VCR97 tube, valves—4 of EF50, 3 of EB34 and innumerable useful components associated with a superb unit of this type.




Only £4.10.0 plus 7/6 carriage and packing.

RECEIVER R1355. The TV constructor's most popular unit—as specified in the booklet "Inexpensive Television." Valve line-up: 8 of SP61, 1 of VR92, 1 of VU120 and a 5Z4. In new and unused condition but slightly store soiled. Order while still in stock. 59/6 carriage paid.

PERFORMANCE METER

No. 2. For A.C. mains 230 v. operation and complete with the following valves: 2 of EF50, 1 of EC52, 1 of 5Z4G, 1 of EA50 and a Y63 (Magic Eye). Brand new condition. Housed in a robust grey steel case size 9 x 10 x 8in. Constitutes a most desirable basis for an amplifier, measuring bridge, etc. A recent purchase enables us to offer these once again at £25.0 carriage paid.



RECEIVER TYPE 81B. Housed in case size 10in. x 8in. x 7in. Frequency coverage 2.4 to 6.7 mcs. Output 560 kcs. The dial is exceptionally well-gear and calibrated. Valve line-up: 4 of EF50, 1 of EBC33, 1 of EF39, and 1 EA50. With standard .0005 two-gang condenser. In good condition. 29/6, plus 2/6 carriage and packing.

RECEIVER UNIT 25/73. Receiver portion of the TR1196. Valve line-up: 2 of EF39, 1 of EK32, 1 of EBC33 and 2 EF36; and one pair of 460 kcs. I.F. Transformers, resistors, condensers, etc. Easily and rapidly converted to a fine superhet receiver. Circuits and conversion data supplied. In unused and exceptionally good condition. 27/6 each carriage paid.

LIMITED NUMBER OF HRO'S FOR CALLERS ONLY. PRICES FROM £3.10.0

ALL YOUR REQUIREMENTS FROM A 1/20th WATT RESISTOR TO A COMPLETE TRIPLE-DIVERSITY RECEIVER ARE OBTAINABLE FROM US. PAY US A VISIT. A COMPETENT TECHNICAL STAFF IN ATTENDANCE AND AT YOUR SERVICE.

Best Buy at Britain's

CHARLES BRITAIN (Radio) Ltd.

11, UPPER SAINT MARTIN'S LANE,
LONDON, W.C.2 TEM 05 45

3 minutes from Leicester Square Station (up Cranbourn Street)
Shop Hours: 9-6 p.m. (9-1 p.m. Thursday) Open all day Saturday

OUTSTANDING OFFERS

for the discerning buyer

RADAR PROJECTION PATTERN VGI INDICATOR 59in. x 34in. x 35in. Picture diameter 24in. Horizontal viewing screen. Range Accuracy $\pm 1\%$. Bearing Accuracy within $\frac{1}{2}$ degree. Nett weight 1,000 lbs. Gross weight in original unopened crates 1 ton. 9 only. All Wireless Colleges should have one of these. Price on application.

RECEIVER TYPE R1155A. Frequency coverage in five switched bands. 18-7.5 Mc/s, 7.5-3 Mc/s, 1,500-600 kc/s, 500-200 kc/s, 200-75 kc/s. Complete with all valves, 100-1 ratio slow motion drive, B.F.O., A.V.C., etc. Power requirements; 210 v. D.C. approx. at 60 mA. : 6 or 6.3 v. D.C. or A.C. at 3.5 A. Price £9/10/- Carriage 7/6. Perfect condition.

R1132A RECEIVERS. 11 valves 100-126 Mc/s. Grey cabinet, 19in. x 11in. x 10in Brand new in original crates, £4/19/6, plus carriage 5/- . 12 only available.

12 VOLT CAR RADIO. Comprises a type 26/ARCS Ex.-Govt. Command Receiver modified to tune 200-500 metres. Receiver has six valves and is supplied complete with 5in. loud speaker. Dimensions. 11in. long, 4½in. wide, 5½in. deep. Ignition suppressor included. No aerial supplied. Any standard pattern suitable. Price £5/10/- Carriage paid.

ABKI 10-VALVE IFF RECEIVERS. Have 6 of 6SH7, 2 of 6H6, 2 of 7193 Motor Gen. with reduction gear 3 relays etc. New condition 20/- each carr. 5/-.

TELEVISION PRE-AMPLIFIER. Just the thing you have been looking for. This Ex.-Govt. One Valve pre-amplifier is of very high sensitivity and makes an amazing improvement in vision and sound reception in all fringe areas. Available for Birmingham Transmission only. Ready for Instant Use. Very small dimensions. Length 4in. Width 3½in. Chassis Depth 1½in. Overall depth to top of valve 4½in. Fitted with EF50 valve. Ideal for the "Inexpensive Television Receiver" or the "Electronic Engineering Television Set." and any set where 6 v. LT and around 200 v. HT can be obtained. Can be used on any Commercial set if fitted by a competent TV engineer. Co-Ax Input and Output sockets. 3 connections only to Power supply. HT, Common and LT. Price less than that of a new EF50 valve. 15/-, postage 1/- . All tested and guaranteed before despatch.

ANTENNA REELS TYPE R1142. Motorised; 1/13th h. motor : 23 V. 5 A. Detachable pulley elaborate reduction gearing instantaneous positive stop : works well on only 12 V. Ideal for rotary beams. Brand New in Sealed Cartons. Price 30/- . Post 1/- .

PLUG-ON POWER PACKS, for Command Receivers BC453/4/5. No alterations to wiring. Complete with rectifier valve 50/-, carr. paid.

MODULATOR UNITS. Type 64. 7 valves 2 VR91 CV73 CV85 2 VU133 VT604A 3 relays 4.5 2,000 V. 1 .05 3,500, and many useful parts, 18/6 each, plus carr. 5/- . Brand New.

CONDENSERS. SPECIAL OFFER 25. 1 µF. 1,000 V. and 25 .25 µF. 500 V. Brand new goods, 10/- the lot of 50, post paid.

TU6B TUNING UNITS. Equal to Brand new (less outer case). 3-4.5 Mc/s. 10/- Carr. 1/4. TU5B complete, 1.5-3 Mc/s. 22/6. Carr. paid.

BC456B 40W. MODULATOR UNITS. 1625. 1215, VR150 Stabiliser, 3 supersensitive relays, modulation trans., etc. Brand new in sealed cartons. 10 only, 19/6 plus 1/4 carr. Few used models perfect condition less valves, 7/6, post paid.

PAMPHONIC PA SPEAKERS. 10in. in handsome maroon metal cabinet. In original makers' packing (not surplus), 55/- each. Less than cost.

BC306 AERIAL TUNING UNITS. Aerial Variometer, 5 way Ceramic 3 pole switch, Porcelain lead through insulators, precision slow motion dial, 3, 6,000 V. 80 µF. condensers, 10/- each, carr. 1/4.

AIRCRAFT COMPASSES. Diameter 6½in. depth 4in. Perfect condition, 21/-, carr. paid.

SCR522 TRANSMITTER CHASSIS. Less valves. (Modulation trans., choke and crystal switch, included but not fitted) 19/6 carr. 3/6. Exceptional offer.

VCR97 6' CATHODE RAY TUBES. Brand new in original crates. £1/9/6. Carr. 1/4.

MOVING COIL HEADPHONES combined with Moving Coil Microphone. Res. 50 ohms each unit. 5/-, post 9d.

APN4 INDICATORS. Black Crackle Case. Multitude of valuable components. Size 18 x 12 x 9. No valves. 15/- each. Carr. 5/-.

PROMPT DELIVERY AND SATISFACTION GUARANTEED AS ALWAYS.

2½d. stamped envelope must accompany all enquiries.

Lists Available

H.P. RADIO SERVICES LTD.

Britain's Leading Radio Mail Order House
Estd. 1935

55 COUNTY RD., WALTON, LIVERPOOL, 4

Tel. Aintree 1445

Staff Call Signs, G3DGL, G3DLy

M.O.S

DELIVER AND GUARANTEE the BURGoyNE 7-SECOND SOLDER GUN

We can offer immediate delivery of the BURGoyNE SEVEN-SECOND SOLDER GUN, and all guns which WE supply are GUARANTEED for 2 YEARS.

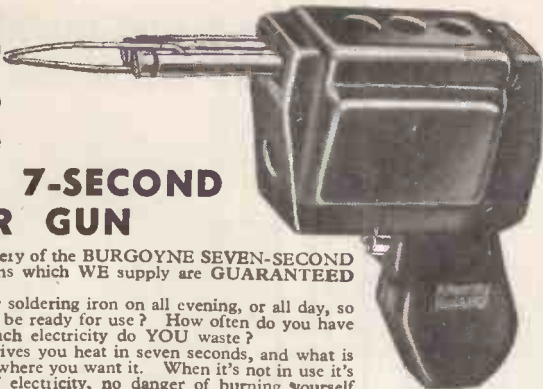
How often do you leave your soldering iron on all evening, or all day, so that when you want it it will be ready for use? How often do you have to re-heat the bit? How much electricity do YOU waste?

The Burgoyne Solder Gun gives you heat in seven seconds, and what is more important, all the heat where you want it. When it's not in use it's cold, so there's no waste of electricity, no danger of burning yourself by picking up the "wrong end," no constant re-tinning.

The Burgoyne Solder Gun is easy to handle, being a balanced instrument. It is robust, and practically everlasting. No elements to burn out, and no micas to crack with the danger of making the bit "live."

The Burgoyne Solder Gun has been supplied to over 70 leading manufacturers, and exported to over 30 countries. Owing to a blocked export order, we can offer this fine instrument at only 52/6 (makers' list price 79/6).

WE GUARANTEE FOR 2 YEARS every gun we supply.



52/6

Makers list price 79/6. A.C. ONLY. 200-250 volts 50 c/s.

POWER UNIT 35A.

Designed for use with the R1155 receiver, and also giving the heater voltage for the 1154 transmitter. Complete with all smoothing gear. INPUT 18 volts, OUTPUT 7.2 volts at 13 amps, and 220 volts at 110 mA.

The motor generator unit used in the power unit is the type 31, and can be very simply converted to a 1/2 h.p. mains motor.

The converted motor generator is of sufficient power to drive a small power drill or any small machine. Can also be used for a grindstone and buff.

EACH POWER UNIT 35A IS SUPPLIED WITH A FULLY ILLUSTRATED LEAFLET ON CONVERTING THE MOTOR GENERATOR TO A 1/2 H.P. MOTOR. BRAND NEW, IN MANUFACTURERS' CARTONS, each, **20/-** Carriage and packing 5/-.

IMPEDANCE MATCHING UNIT MC385-D/C.

These units measure 2 x 1 x 1/2 in. and provide the solution to obtaining a match between low impedance phones and high impedance output.



AS NEW, 2/- each ONLY. Post and packing 6d.

Although designed for use with the HS33 and HS38 headsets, it has been found that these units give a much better match with any low impedance phones, giving greatly increased sensitivity of operation.

Each unit contains a miniature transformer, and if desired the connections can be reversed so that high impedance phones can be matched to low impedance line or output. The high impedance match of these units is 2,000/4,000 ohms.

A standard jack plug is fitted to the body of the unit, and also a standard jack plug socket.

A PAIR OF HIGH IMPEDANCE PHONES FOR 5/3.

Because of a special purchase of the impedance matching units illustrated above, we can offer a pair of brand new DLR1 headphones and a matching unit for the bargain price of 5/3. The DLR1 headphones are 30 ohms per ear-piece, diaphragm type. By use of the matching unit supplied they can be used for all applications requiring high resistance phones.

BRAND NEW 5/3. Post and packing 9d. DLR1 low impedance phones ONLY for 3/6 (brand new). Post and packing 9d.

1.5 KV ELECTROSTATIC METERS.

A 2 1/2 in. round, projecting mounting meter, ideal for measuring all voltages above 600 volt but not exceeding 1,500 volts. Negligible current consumption.

BRAND NEW IN CARTONS, each, **15/-** Postage 9d.

CV1197-RL18.

The RL18, which is the same as the Mullard EC53, is a VHF triode fitting into the same diode holder as the EA50, having its grid and anode connections brought out to wire top leads. The RL18 is only a little larger than the EA50 diode.

This valve finds applications in both MF and VHF signal generators and as a local oscillator in converters. By use of a suitable circuit oscillation can be secured up to a frequency of 300 m/cs. (tuned line).

Due to its small physical dimensions, the RL18 allows a neat and compact layout to be obtained and it can be used in place of most small triodes of the 6J5/6C5 class, with a consequent reduction in the size of the instrument. The rated voltages of the valve are as follows: Heater 6.3v. at .25 amp., anode 200v., anode current 7.5 milliamperes.

BRAND NEW, boxed inc. Valveholder, **5/6** each, Postage: 9d.

HIRE PURCHASE FACILITIES on the COLLARO RC500

AUTOMATIC RECORD CHANGER.

The RC500 Automatic Record Changer has been designed for simplicity and reliability at low cost. Pick-up can be moved to any position while the machine is stationary, or raised without interfering with the mechanism. It is impossible to jam the mechanism, and it should never go out of adjustment.

The machine will play nine 10in. or nine 12in. records, and can be used to play single records.

The RC500 is for operation on 100/125 or 200/250 volts A.C. (50 c/s.) ONLY. It is NOT suitable for use on D.C.

The RC500 is supplied with a crystal pick-up giving high fidelity reproduction. The pick-up is fitted with a twin ball race ensuring perfect freedom of movement. The whole unit is spring mounted in three positions, and incorporates check springs to eliminate acoustical feed back.

H.P. TERMS £4 DOWN,

6 MONTHLY PAYMENTS OF 22/6.

Note: no interest is charged on these facilities. 10 per cent discount for cash.

RECEIVER TYPE 184.

This receiver contains a tuneable Klystron type CV67. The tuning range of the CV67 is 3,226 to 3,370 m/c., and it has a dissipation of 10 watts. The reflector is connected to the top cap and the resonator to the frame. The 4-volt heater, grid, and cathode connections are to a standard international octal holder. Also contained in the unit are four EF50; six SP61; one VU111; approximately 60 assorted condensers and 60 assorted resistors, four pots; platinum contact relay, I.F. strip, etc.

For those interested in centimetric or television work, this unit is a first class bargain.

AS NEW, 45/- Carriage and packing 7/6.

500 YARDS BEAM RANGE FOCUSING TORCH I

This latest addition to our range of American Type Focusing Torches uses five U2 batteries and the illustration shows the comparison in size between battery and torch. NO OTHER TORCH ON THE MARKET WILL GIVE SUCH A SUPER LONG BEAM!

Solid brass nickel-plated construction with pull-out carrying loop in base and spare bulb container. ADJUSTABLE RING FOCUS HEAD.

This torch is specially suitable for protective purposes. Spare batteries 5d. each. Spare bulbs 6d. each.

Our other long beam torches as previously advertised are still available from stock.

Overall length 15in. FULLY GUARANTEED.

IS A MULTIRANGE METER WORTH 18/6?

This D.C. portable test instrument covers the following ranges: 0-1.5v., 0-3v., 0-30v., 0-300v., 0-3,000v., 0-60 mA., and 0-5,000 ohms, when converted.

As supplied the following voltage ranges are covered: 0-1.5v. and 0-3v. and also ohms and mA. By means of the resistors and terminals which we supply, the voltage ranges are extended to cover 0-30, 0-300, and 0-3,000v.

A fully detailed and illustrated leaflet is supplied with each kit, giving precise instructions on the conversion. The conversion can be effected in a very short time.



Type H **22/6** complete. Post free.

Post free.

METER ONLY 15/- KIT AND INSTRUCTIONS ONLY 3/11 METER, KIT AND INSTRUCTIONS 18/6 PATCH CORDS.

A brand new 3-way linking cord fitted with P.O. jack plug at each end. Length 3ft. 6in. 2/- each (6d. postage and packing).

INDICATOR MODULATION TYPE 2.

An easily adapted valve voltmeter. Supplied complete with 3in. dia. scale 0-500 microammeter. Calibrated for percentage modulation. Frequency coverage 2.4-6.2 m/cs. In carrying case. ONLY 29/6. Carriage and packing 3/6.

ANODE LOADING A.F. CHOKES.

60 mA. rating. Ideal for anode loading where a capacity feed output line is required. 2/6 each (9d. postage and packing).

D.C.-A.C. CONVERTERS.

IN BLUE-GRAY STEEL CABINET. Input 24v. D.C. Output 230v., 50 c/s., 100 watts. Single phase. Complete with plug, leads, clips, and fitted with 3-way 15 amp. socket and control switch.

BRAND NEW. Carriage paid. £4/10/0 Slightly soiled (exterior) models at £3/10/0 MODULATOR 53.

These radar Modulators represent one of the best bargains we have offered. They contain nine valves, the types being one VU120, two VR65, one 6V6, one 807, three CV57, one VU508; a 24v. Blower motor suitable for conversion for use on A.C. mains; 18 assorted condensers including .01 mfd. 5 Kv. types; 30 assorted resistors from 50 watts to 1/2 watt types; three high voltage variable resistors, valve bases, relay, transformers, etc., etc. The whole contained in a case measuring 19 x 12 x 9in BRAND NEW.

A real "GIVE AWAY" at 17/11. Callers only.

W.B. JEWEL EXTENSION SPEAKERS.

In handsome cream cabinet, comprising 5in. P.M. speaker with multi ratio output transformer and volume control. BRAND NEW 36/-. Post and packing 2/-.

HAVE YOU SEEN THE NEW M.O.S. NEWSLETTER?

Now in magazine style. Brings you the news and goods of the world. Send 6d. for specimen copy.

Terms: Cash with Order

M.O.S. MAIL ORDER SUPPLY CO. The Radio Centre 33 Tottenham Court Road, London, W.1. MUS. 6667

U.E.I. CORPN.

The Radio Corner, 138, Grays Inn Rd.,
London, W.C.1

(Phone: Terminus 7937)

We offer below many items for the Television and Radio Constructor. Note them carefully—it will pay you.

RECEIVERS R.1355. As specified for "Inexpensive Television." Complete with all valves and a copy of the booklet. New condition. **ONLY 55/-** (carr., etc., 7/6).

R.F. UNITS TYPE 25, specified with above for London Area Station. **ONLY 17/6** (postage, etc., 1/6).

R.F. UNITS TYPE 26, specified for Birmingham Station, now all sold, but we can supply one of the other R.F. Units with full details of Modification, which has been fully tested some 70 miles from Sutton Coldfield. **BRAND NEW IN CARTONS, ONLY 25/-** (postage 1/6).

INDICATOR UNITS TYPE 6. As specified for "Inexpensive Television." Complete with valves and VCR97 C.R. tube. **BRAND NEW IN CRATES, ONLY 90/-** (carriage, etc., 7/6).

INDICATOR UNITS TYPE 62. Contains 16 valves SP61, two of EB34, two of EA50 and VCR97 C.R. tube. **ONLY 75/-** (carriage, etc., 12/6).

TRANSFORMERS for "Inexpensive Television" can be supplied as follows: Time Bases and Vision Transformer, 350-0-350v. 160 m/a., 5v. 3 a., 6.3v. 6 a., 6.3v. 3 a., **ONLY 36/-**. Sound Receiver Transformer, 250-0-250 v. 100 m/a., 5v. 3 a., 6.3v. 6 a., **ONLY 27/6**. E.H.T. Transformer for VCR97 tube, 2-0-2v. 1.1 a., 2-0-2v. 2 a., 2,500v. 5 m/a., **ONLY 30/-**. **POSTAGE 1/6** per transformer, please.

MAGNIFYING LENS for 6in. C.R. tube. Brings up the picture size to approx. that given by a 9in. tube. First grade, oil filled. **ONLY 25/-** (postage, etc., 1/6)

TELEVISION PRE-AMPLIFIER. A first class T.V. Pre-amp. can be built with very little trouble from the ex-R.A.F. Amplifier Unit 6046/6050, which contains two valves VR91. Supplied complete with full modification data for London and Sutton Coldfield. **ONLY 22/6** (postage, etc., 1/-).

TELESCOPIC AERIALS as used on Canadian 58 Walkie Talkie. 15in. in length extending to 103in. Completely enclosed in metal case with dust cap. **ONLY 12/6** (postage, etc., 1/-).

HEADPHONES AND MICROPHONE SET, also as used on Canadian Walkie Talkie. A pair of first grade High Resistance phones fitted with rubber noise excluders, and a beautiful carbon mike. **ONLY 12/6** (post etc., 1/-).

WAVEMETERS CLASS D. Another purchase of these superb instruments. Covering 1.9-8.0 mc/s., and within G.P.O. requirements for accuracy, these are an ideal meter for the Amateur Station. Complete with two valves ARTH2 and two vibrators, in metal case. Please note that this form of supply cannot be varied. Intended for use on 6v. D.C., but easily adapted for use on 6v. A.C., full details being supplied. A suitable mains transformer is available at 7/6 extra to the cost, of **ONLY 79/6** (packing and carriage 2/6).

RADAR RECEIVER R3084. An ideal unit for constructing a superhet T.V., suggested details being supplied with every set. Contains a 30 mc/s. I.F. Strip, two valves EF54, one of EC52, seven of EF50, one of VU39A, one of HVR2, and one of EA50. Brand New In maker's cases. **ONLY 75/-** (carriage 10/-).

RECEIVER TYPE 25. The receiver portion of the TR/1196. Covers 4.3-6.7 mc/s., and makes an ideal basis for an all-wave receiver, as per "Practical Wireless" August issue. Complete with valves types EF36 (2), EF39 (2), EK32 and EBC33. **ONLY 25/-** (carriage 2/6).

INDICATOR UNIT 162B. Contains 6in. tube VCR517 and 3in. tube VCR139, three valves SP61, one of VR17, two of EA50, two of D1, and Klystron CV67. Also fitted with 0-1 m/a meter and a blower motor. **ONLY 67/6** (carriage 12/6).

Cash with order please, and print name and address clearly.

MIDLAND INSTRUMENT CO.

FOR GOVT. SURPLUS STOCK ETC.

ALTIMETERS, sensitive "K" type, new boxed, 25/-, post 9d. **ASTRO COMPASSES,** new boxed, 10/-, post 1/-.

MAGNETIC COMPASSES, type P-8, new boxed, 10/-, post 1/-.

ROMEY VACUUM PUMPS, rotary vane type, new boxed, 20/-, post 3/6.

BEYWOOD AIR COMPRESSORS, piston type, delivery 450 lbs. sq. in., new boxed, 25/-, post 1/8.

MOTOR BLOWERS, 24 v. A.C./D.C., fitted enclosed centrifugal fans, unused, 10/-, post 11d.

MAGSLIPS 3in. TRANSMITTER MK-11.2 can be used in parallel from 50 v. A.C., or in series from 100 v. A.C. single phase, when the shaft of one is rotated, the other will follow 100%, 2 for 15/-, post and packing 1/6.

MAINS TRANSFORMERS, input 230 v. 60-cycle, single phase, output 90 v. 11 amp., or with little alteration, 100 v. at 54 amp., unused, 25/-, carriage 5/-.

MOTORS, 24 v. A.C./D.C., 4 h.p., fitted overhauled clutch and 42in. detachable flexible drive, new boxed, bargain, 20/-, post 1/4.

E.D.C. ROTARY CONVERTORS, input 24 v. D.C., output 230 v. 50 cycle, single phase A.C. at 75 watts, used, otherwise in perfect order, 35/-, carriage 5/-.

HEADPHONES, balanced armature high resistance, new boxed, 7/6, post 9d.

TELEPHONE CABLE D-8, twin twisted rubber covered and braided, yellow/black, 880ft., wound on wood drums, new unused, 25/-, carriage 5/-.

FLEXIBLE DRIVES, approx. $\frac{1}{2}$ in. dia., ends for screw fitting, suitable for light power transmission, tachometers, remote control etc., 5 different lengths, brand new packed, 11ft. 1/6; 3ft. 2/6; 6ft. 3/6; 8ft. 4/6; 12ft. 5/6, all post 9d.

L.F. CHOKES, 100-H at 10 mA., 5,000 r.m.s., weight 1 lb., new boxed, 5/-, post 9d.

SERIES MOTORS, 12 v. D.C. 20 amp., 4 h.p. fitted in shaft, an ideal motor for an electrically propelled vehicle, new unused, 15/-, post 1/4.

F.V.G. FLEXIBLE, twin in. dia. figure 8, 7/8, various colours, 100 yd. drums, brand new, 12/6, post 9d.

SELECTOR SWITCHES, 12/24 v. D.C., will motor and automatically stop at any of 4 Xelox switch positions, new unused 3/6, post 9d.

MASTER OSCILLATORS TYPE M1-19487-A, complete with two 807 valves spares and operating instructions, brand new boxed, 50/-, carriage 7/6.

PERMANENT MAGNETS, very powerful, fitted propelled vehicle, new unused, 15/-, post 1/4.

F.V.G. FLEXIBLE, twin in. dia. figure 8, 7/8, various colours, 100 yd. drums, brand new, 12/6, post 9d.

SELECTOR SWITCHES, 12/24 v. D.C., will motor and automatically stop at any of 4 Xelox switch positions, new unused 3/6, post 9d.

MASTER OSCILLATORS TYPE M1-19487-A, complete with two 807 valves spares and operating instructions, brand new boxed, 50/-, carriage 7/6.

PERMANENT MAGNETS, very powerful, fitted propelled vehicle, new unused, 15/-, post 1/4.

F.V.G. FLEXIBLE, twin in. dia. figure 8, 7/8, various colours, 100 yd. drums, brand new, 12/6, post 9d.

SELECTOR SWITCHES, 12/24 v. D.C., will motor and automatically stop at any of 4 Xelox switch positions, new unused 3/6, post 9d.

MASTER OSCILLATORS TYPE M1-19487-A, complete with two 807 valves spares and operating instructions, brand new boxed, 50/-, carriage 7/6.

PERMANENT MAGNETS, very powerful, fitted propelled vehicle, new unused, 15/-, post 1/4.

F.V.G. FLEXIBLE, twin in. dia. figure 8, 7/8, various colours, 100 yd. drums, brand new, 12/6, post 9d.

SELECTOR SWITCHES, 12/24 v. D.C., will motor and automatically stop at any of 4 Xelox switch positions, new unused 3/6, post 9d.

MASTER OSCILLATORS TYPE M1-19487-A, complete with two 807 valves spares and operating instructions, brand new boxed, 50/-, carriage 7/6.

PERMANENT MAGNETS, very powerful, fitted propelled vehicle, new unused, 15/-, post 1/4.

F.V.G. FLEXIBLE, twin in. dia. figure 8, 7/8, various colours, 100 yd. drums, brand new, 12/6, post 9d.

SELECTOR SWITCHES, 12/24 v. D.C., will motor and automatically stop at any of 4 Xelox switch positions, new unused 3/6, post 9d.

MASTER OSCILLATORS TYPE M1-19487-A, complete with two 807 valves spares and operating instructions, brand new boxed, 50/-, carriage 7/6.

PERMANENT MAGNETS, very powerful, fitted propelled vehicle, new unused, 15/-, post 1/4.

F.V.G. FLEXIBLE, twin in. dia. figure 8, 7/8, various colours, 100 yd. drums, brand new, 12/6, post 9d.

SELECTOR SWITCHES, 12/24 v. D.C., will motor and automatically stop at any of 4 Xelox switch positions, new unused 3/6, post 9d.

MASTER OSCILLATORS TYPE M1-19487-A, complete with two 807 valves spares and operating instructions, brand new boxed, 50/-, carriage 7/6.

PERMANENT MAGNETS, very powerful, fitted propelled vehicle, new unused, 15/-, post 1/4.

F.V.G. FLEXIBLE, twin in. dia. figure 8, 7/8, various colours, 100 yd. drums, brand new, 12/6, post 9d.

SELECTOR SWITCHES, 12/24 v. D.C., will motor and automatically stop at any of 4 Xelox switch positions, new unused 3/6, post 9d.

MASTER OSCILLATORS TYPE M1-19487-A, complete with two 807 valves spares and operating instructions, brand new boxed, 50/-, carriage 7/6.

PERMANENT MAGNETS, very powerful, fitted propelled vehicle, new unused, 15/-, post 1/4.

F.V.G. FLEXIBLE, twin in. dia. figure 8, 7/8, various colours, 100 yd. drums, brand new, 12/6, post 9d.

SELECTOR SWITCHES, 12/24 v. D.C., will motor and automatically stop at any of 4 Xelox switch positions, new unused 3/6, post 9d.

MASTER OSCILLATORS TYPE M1-19487-A, complete with two 807 valves spares and operating instructions, brand new boxed, 50/-, carriage 7/6.

PERMANENT MAGNETS, very powerful, fitted propelled vehicle, new unused, 15/-, post 1/4.

F.V.G. FLEXIBLE, twin in. dia. figure 8, 7/8, various colours, 100 yd. drums, brand new, 12/6, post 9d.

SELECTOR SWITCHES, 12/24 v. D.C., will motor and automatically stop at any of 4 Xelox switch positions, new unused 3/6, post 9d.

MASTER OSCILLATORS TYPE M1-19487-A, complete with two 807 valves spares and operating instructions, brand new boxed, 50/-, carriage 7/6.

PERMANENT MAGNETS, very powerful, fitted propelled vehicle, new unused, 15/-, post 1/4.

F.V.G. FLEXIBLE, twin in. dia. figure 8, 7/8, various colours, 100 yd. drums, brand new, 12/6, post 9d.

SELECTOR SWITCHES, 12/24 v. D.C., will motor and automatically stop at any of 4 Xelox switch positions, new unused 3/6, post 9d.

MASTER OSCILLATORS TYPE M1-19487-A, complete with two 807 valves spares and operating instructions, brand new boxed, 50/-, carriage 7/6.

PERMANENT MAGNETS, very powerful, fitted propelled vehicle, new unused, 15/-, post 1/4.

F.V.G. FLEXIBLE, twin in. dia. figure 8, 7/8, various colours, 100 yd. drums, brand new, 12/6, post 9d.

SELECTOR SWITCHES, 12/24 v. D.C., will motor and automatically stop at any of 4 Xelox switch positions, new unused 3/6, post 9d.

MASTER OSCILLATORS TYPE M1-19487-A, complete with two 807 valves spares and operating instructions, brand new boxed, 50/-, carriage 7/6.

PERMANENT MAGNETS, very powerful, fitted propelled vehicle, new unused, 15/-, post 1/4.

F.V.G. FLEXIBLE, twin in. dia. figure 8, 7/8, various colours, 100 yd. drums, brand new, 12/6, post 9d.

SELECTOR SWITCHES, 12/24 v. D.C., will motor and automatically stop at any of 4 Xelox switch positions, new unused 3/6, post 9d.

MASTER OSCILLATORS TYPE M1-19487-A, complete with two 807 valves spares and operating instructions, brand new boxed, 50/-, carriage 7/6.

PERMANENT MAGNETS, very powerful, fitted propelled vehicle, new unused, 15/-, post 1/4.

F.V.G. FLEXIBLE, twin in. dia. figure 8, 7/8, various colours, 100 yd. drums, brand new, 12/6, post 9d.

SELECTOR SWITCHES, 12/24 v. D.C., will motor and automatically stop at any of 4 Xelox switch positions, new unused 3/6, post 9d.

MASTER OSCILLATORS TYPE M1-19487-A, complete with two 807 valves spares and operating instructions, brand new boxed, 50/-, carriage 7/6.

PERMANENT MAGNETS, very powerful, fitted propelled vehicle, new unused, 15/-, post 1/4.

F.V.G. FLEXIBLE, twin in. dia. figure 8, 7/8, various colours, 100 yd. drums, brand new, 12/6, post 9d.

SELECTOR SWITCHES, 12/24 v. D.C., will motor and automatically stop at any of 4 Xelox switch positions, new unused 3/6, post 9d.

MASTER OSCILLATORS TYPE M1-19487-A, complete with two 807 valves spares and operating instructions, brand new boxed, 50/-, carriage 7/6.

PERMANENT MAGNETS, very powerful, fitted propelled vehicle, new unused, 15/-, post 1/4.

F.V.G. FLEXIBLE, twin in. dia. figure 8, 7/8, various colours, 100 yd. drums, brand new, 12/6, post 9d.

SELECTOR SWITCHES, 12/24 v. D.C., will motor and automatically stop at any of 4 Xelox switch positions, new unused 3/6, post 9d.

MASTER OSCILLATORS TYPE M1-19487-A, complete with two 807 valves spares and operating instructions, brand new boxed, 50/-, carriage 7/6.

PERMANENT MAGNETS, very powerful, fitted propelled vehicle, new unused, 15/-, post 1/4.

F.V.G. FLEXIBLE, twin in. dia. figure 8, 7/8, various colours, 100 yd. drums, brand new, 12/6, post 9d.

SELECTOR SWITCHES, 12/24 v. D.C., will motor and automatically stop at any of 4 Xelox switch positions, new unused 3/6, post 9d.

MASTER OSCILLATORS TYPE M1-19487-A, complete with two 807 valves spares and operating instructions, brand new boxed, 50/-, carriage 7/6.

PERMANENT MAGNETS, very powerful, fitted propelled vehicle, new unused, 15/-, post 1/4.

F.V.G. FLEXIBLE, twin in. dia. figure 8, 7/8, various colours, 100 yd. drums, brand new, 12/6, post 9d.

SELECTOR SWITCHES, 12/24 v. D.C., will motor and automatically stop at any of 4 Xelox switch positions, new unused 3/6, post 9d.

MASTER OSCILLATORS TYPE M1-19487-A, complete with two 807 valves spares and operating instructions, brand new boxed, 50/-, carriage 7/6.

PERMANENT MAGNETS, very powerful, fitted propelled vehicle, new unused, 15/-, post 1/4.

F.V.G. FLEXIBLE, twin in. dia. figure 8, 7/8, various colours, 100 yd. drums, brand new, 12/6, post 9d.

SELECTOR SWITCHES, 12/24 v. D.C., will motor and automatically stop at any of 4 Xelox switch positions, new unused 3/6, post 9d.

MASTER OSCILLATORS TYPE M1-19487-A, complete with two 807 valves spares and operating instructions, brand new boxed, 50/-, carriage 7/6.

PERMANENT MAGNETS, very powerful, fitted propelled vehicle, new unused, 15/-, post 1/4.

F.V.G. FLEXIBLE, twin in. dia. figure 8, 7/8, various colours, 100 yd. drums, brand new, 12/6, post 9d.

SELECTOR SWITCHES, 12/24 v. D.C., will motor and automatically stop at any of 4 Xelox switch positions, new unused 3/6, post 9d.

MASTER OSCILLATORS TYPE M1-19487-A, complete with two 807 valves spares and operating instructions, brand new boxed, 50/-, carriage 7/6.

PERMANENT MAGNETS, very powerful, fitted propelled vehicle, new unused, 15/-, post 1/4.

F.V.G. FLEXIBLE, twin in. dia. figure 8, 7/8, various colours, 100 yd. drums, brand new, 12/6, post 9d.

SELECTOR SWITCHES, 12/24 v. D.C., will motor and automatically stop at any of 4 Xelox switch positions, new unused 3/6, post 9d.

MASTER OSCILLATORS TYPE M1-19487-A, complete with two 807 valves spares and operating instructions, brand new boxed, 50/-, carriage 7/6.

PERMANENT MAGNETS, very powerful, fitted propelled vehicle, new unused, 15/-, post 1/4.

F.V.G. FLEXIBLE, twin in. dia. figure 8, 7/8, various colours, 100 yd. drums, brand new, 12/6, post 9d.

SELECTOR SWITCHES, 12/24 v. D.C., will motor and automatically stop at any of 4 Xelox switch positions, new unused 3/6, post 9d.

MASTER OSCILLATORS TYPE M1-19487-A, complete with two 807 valves spares and operating instructions, brand new boxed, 50/-, carriage 7/6.

PERMANENT MAGNETS, very powerful, fitted propelled vehicle, new unused, 15/-, post 1/4.

F.V.G. FLEXIBLE, twin in. dia. figure 8, 7/8, various colours, 100 yd. drums, brand new, 12/6, post 9d.

SELECTOR SWITCHES, 12/24 v. D.C., will motor and automatically stop at any of 4 Xelox switch positions, new unused 3/6, post 9d.

MASTER OSCILLATORS TYPE M1-19487-A, complete with two 807 valves spares and operating instructions, brand new boxed, 50/-, carriage 7/6.

PERMANENT MAGNETS, very powerful, fitted propelled vehicle, new unused, 15/-, post 1/4.

F.V.G. FLEXIBLE, twin in. dia. figure 8, 7/8, various colours, 100 yd. drums, brand new, 12/6, post 9d.

SELECTOR SWITCHES, 12/24 v. D.C., will motor and automatically stop at any of 4 Xelox switch positions, new unused 3/6, post 9d.

MASTER OSCILLATORS TYPE M1-19487-A, complete with two 807 valves spares and operating instructions, brand new boxed, 50/-, carriage 7/6.

PERMANENT MAGNETS, very powerful, fitted propelled vehicle, new unused, 15/-, post 1/4.

F.V.G. FLEXIBLE, twin in. dia. figure 8, 7/8, various colours, 100 yd. drums, brand new, 12/6, post 9d.

SELECTOR SWITCHES, 12/24 v. D.C., will motor and automatically stop at any of 4 Xelox switch positions, new unused 3/6, post 9d.

MASTER OSCILLATORS TYPE M1-19487-A, complete with two 807 valves spares and operating instructions, brand new boxed, 50/-, carriage 7/6.

PERMANENT MAGNETS, very powerful, fitted propelled vehicle, new unused, 15/-, post 1/4.

F.V.G. FLEXIBLE, twin in. dia. figure 8, 7/8, various colours, 100 yd. drums, brand new, 12/6, post 9d.

SELECTOR SWITCHES, 12/24 v. D.C., will motor and automatically stop at any of 4 Xelox switch positions, new unused 3/6, post 9d.

MASTER OSCILLATORS TYPE M1-19487-A, complete with two 807 valves spares and operating instructions, brand new boxed, 50/-, carriage 7/6.

PERMANENT MAGNETS, very powerful, fitted propelled vehicle, new unused, 15/-, post 1/4.

F.V.G. FLEXIBLE, twin in. dia. figure 8, 7/8, various colours, 100 yd. drums, brand new, 12/6, post 9d.

SELECTOR SWITCHES, 12/24 v. D.C., will motor and automatically stop at any of 4 Xelox switch positions, new unused 3/6, post 9d.

MASTER OSCILLATORS TYPE M1-19487-A, complete with two 807 valves spares and operating instructions, brand new boxed, 50/-, carriage 7/6.

PERMANENT MAGNETS, very powerful, fitted propelled vehicle, new unused, 15/-, post 1/4.

F.V.G. FLEXIBLE, twin in. dia. figure 8, 7/8, various colours, 100 yd. drums, brand new, 12/6, post 9d.

SELECTOR SWITCHES, 12/24 v. D.C., will motor and automatically stop at any of 4 Xelox switch positions, new unused 3/6, post 9d.

MASTER OSCILLATORS TYPE M1-19487-A, complete with two 807 valves spares and operating instructions, brand new boxed, 50/-, carriage 7/6.

PERMANENT MAGNETS, very powerful, fitted propelled vehicle, new unused, 15/-, post 1/4.

F.V.G. FLEXIBLE, twin in. dia. figure 8, 7/8, various colours, 100 yd. drums, brand new, 12/6, post 9d.

SELECTOR SWITCHES, 12/24 v. D.C., will motor and automatically stop at any of 4 Xelox switch positions, new unused 3/6, post 9d.

MASTER OSCILLATORS TYPE M1-19487-A, complete with two 807 valves spares and operating instructions, brand new boxed, 50/-, carriage 7/6.

PERMANENT MAGNETS, very powerful, fitted propelled vehicle, new unused, 15/-, post 1/4.

F.V.G. FLEXIBLE, twin in. dia. figure 8, 7/8, various colours, 100 yd. drums, brand new, 12/6, post 9d.

SELECTOR SWITCHES, 12/24 v. D.C., will motor and automatically stop at any of 4 Xelox switch positions, new unused 3/6, post 9d.

MASTER OSCILLATORS TYPE M1-19487-A, complete with two 807 valves spares and operating instructions, brand new boxed, 50/-, carriage 7/6.

PERMANENT MAGNETS, very powerful, fitted propelled vehicle, new unused, 15/-, post 1/4.

F.V.G. FLEXIBLE, twin in. dia. figure 8, 7/8, various colours, 100 yd. drums, brand new, 12/6, post 9d.

SELECTOR SWITCHES, 12/24 v. D.C., will motor and automatically stop at any of 4 Xelox switch positions, new unused 3/6, post 9d.

MASTER OSCILLATORS TYPE M1-19487-A, complete with two 807 valves spares and operating instructions, brand new boxed, 50/-, carriage 7/6.

PERMANENT MAGNETS, very powerful, fitted propelled vehicle, new unused, 15/-, post 1/4.

F.V.G. FLEXIBLE, twin in. dia. figure 8, 7/8, various colours, 100 yd. drums, brand new, 12/6, post 9d.

SELECTOR SWITCHES, 12/24 v. D.C., will motor and automatically stop at any of 4 Xelox switch positions, new unused 3/6, post 9d.

MASTER OSCILLATORS TYPE M1-19487-A, complete with two 807 valves spares and operating instructions, brand new boxed, 50/-, carriage 7/6.

PERMANENT MAGNETS, very powerful, fitted propelled vehicle, new unused, 15/-, post 1/4.

F.V.G. FLEXIBLE, twin in. dia. figure 8, 7/8, various colours, 100 yd. drums, brand new, 12/6, post 9d.

SELECTOR SWITCHES, 12/24 v. D.C., will motor and automatically stop at any of 4 Xelox switch positions, new unused 3/6, post 9d.

MASTER OSCILLATORS TYPE M1-19487-A, complete with two 807 valves spares and operating instructions, brand new boxed, 50/-, carriage 7/6.

PERMANENT MAGNETS, very powerful, fitted propelled vehicle, new unused, 15/-, post 1/4.

F.V.G. FLEXIBLE, twin in. dia. figure 8, 7/8, various colours, 100 yd. drums, brand new, 12/6, post 9d.

SELECTOR SWITCHES, 12/24 v. D.C., will motor and automatically stop at any of 4 Xelox switch positions, new unused 3/6, post 9d.

MASTER OSCILLATORS TYPE M1-19487-A, complete with two 807 valves spares and operating instructions, brand new boxed, 50/-, carriage 7/6.

PERMANENT MAGNETS, very powerful, fitted propelled vehicle, new unused, 15/-, post 1/4.

F.V.G. FLEXIBLE, twin in. dia. figure 8, 7/8, various colours, 100 yd. drums, brand new, 12/6, post 9d.

SELECTOR SWITCHES, 12/24 v. D.C., will motor and automatically stop at any of 4 Xelox switch positions, new unused 3/6, post 9d.

MASTER OSCILLATORS TYPE M1-19487-A, complete with two 807 valves spares and operating instructions, brand new boxed, 50/-, carriage 7/6.

PERMANENT MAGNETS, very powerful, fitted propelled vehicle, new unused, 15/-, post 1/4.

F.V.G. FLEXIBLE, twin in. dia. figure 8, 7/8, various colours, 100 yd. drums, brand new, 12/6, post 9d.

SELECTOR SWITCHES, 12/24 v. D.C., will motor and automatically stop at any of 4 Xelox switch positions, new unused 3/6, post 9d.

MASTER OSCILLATORS TYPE M1-19487-A, complete with two 807 valves spares and operating instructions, brand new boxed, 50/-, carriage 7/6.

PERMANENT MAGNETS, very powerful, fitted propelled vehicle, new unused, 15/-, post 1/4.

F.V.G. FLEXIBLE, twin in. dia. figure 8, 7/8, various colours, 100 yd. drums, brand new, 12/6, post 9d.

SELECTOR SWITCHES, 12/24 v. D.C., will motor and automatically stop at any of 4 Xelox switch positions, new unused 3/6, post 9d.

MASTER OSCILLATORS TYPE M1-19487-A, complete with two 807 valves spares and operating instructions, brand new boxed, 50/-, carriage 7/6.

PERMANENT MAGNETS, very powerful, fitted propelled vehicle, new unused, 15/-, post 1/4.

F.V.G. FLEXIBLE, twin in. dia. figure 8, 7/8, various colours, 100 yd. drums, brand new, 12/6, post 9d.

SELECTOR SWITCHES, 12/24 v. D.C., will motor and automatically stop at any of 4 Xelox switch positions, new unused 3/6, post 9d.

MASTER OSCILLATORS TYPE M1-19487-A, complete with two 807 valves spares and operating instructions, brand new boxed, 50/-, carriage 7/6.

PERMANENT MAGNETS, very powerful, fitted propelled vehicle, new unused, 15/-, post 1/4.

F.V.G. FLEXIBLE, twin in. dia. figure 8, 7/8, various colours, 100 yd. drums, brand new, 12/6, post 9d.

SELECTOR SWITCHES, 12/24 v. D.C., will motor and automatically stop at any of 4 Xelox switch positions, new unused 3/6, post 9d.

MASTER OSCILLATORS TYPE M1-19487-A, complete with two 807 valves spares and operating instructions, brand new boxed, 50/-, carriage 7/6.

PERMANENT MAGNETS, very powerful, fitted propelled vehicle, new unused, 15/-, post 1/4.

F.V.G. FLEXIBLE, twin in. dia. figure 8, 7/8, various colours, 100 yd. drums, brand new, 12/6, post 9d.

SELECTOR SWITCHES, 12/24 v. D.C., will motor and automatically stop at any of 4 Xelox switch positions, new unused 3/6, post 9d.

MASTER OSCILLATORS TYPE M1-19487-A, complete with two 807 valves spares and operating instructions, brand new boxed, 50/-, carriage 7/6.

PERMANENT MAGNETS, very powerful, fitted propelled vehicle, new unused, 15/-, post 1/4.

F.V.G. FLEXIBLE, twin in. dia. figure 8, 7/8, various colours, 100 yd. drums, brand new, 12/6, post 9d.

SELECTOR SWITCHES, 12/24 v. D.C., will motor and automatically stop at any of 4 Xelox switch positions, new unused 3/6, post 9d.

MASTER OSCILLATORS TYPE M1-19487-A, complete with two 807 valves spares and operating instructions, brand new boxed, 50/-, carriage 7/6.

PERMANENT MAGNETS, very powerful, fitted propelled vehicle, new unused, 15/-, post 1/4.

F.V.G. FLEXIBLE, twin in. dia. figure 8, 7/8, various colours, 100 yd. drums, brand new, 12/6, post 9d.

SELECTOR SWITCHES, 12/24 v. D.C., will motor and automatically stop at any of 4 Xelox switch positions, new unused 3/6, post 9d.

MASTER OSCILLATORS TYPE M1-19487-A, complete with two 807 valves spares and operating instructions, brand new boxed, 50/-, carriage 7/6.

PERMANENT MAGNETS, very powerful, fitted propelled vehicle, new unused, 15/-, post 1/4.

F.V.G. FLEXIBLE, twin in. dia. figure 8, 7/8, various colours, 100 yd. drums, brand new, 12/6, post 9d.

SELECTOR SWITCHES, 12/24 v. D.C., will motor and automatically stop at any of 4 Xelox switch positions, new unused 3/6, post 9d.

MASTER OSCILLATORS TYPE M1-19487-A, complete with two 807 valves spares and operating instructions, brand new boxed, 50/-, carriage 7/6.

PERMANENT MAGNETS, very powerful, fitted propelled vehicle, new unused, 15/-, post 1/4.

F.V.G. FLEXIBLE, twin in. dia. figure 8, 7/8, various colours, 100 yd. drums, brand new, 12/6, post 9d.

SELECTOR SWITCHES, 12/24 v. D.C., will motor and automatically stop at any of 4 Xelox switch positions, new unused 3/6, post 9d.

MASTER OSCILLATORS TYPE M1-19487-A, complete with two 807 valves spares and operating instructions, brand new boxed, 50/-, carriage 7/6.

PERMANENT MAGNETS, very powerful, fitted propelled vehicle, new unused, 15/-, post 1/4.

F.V.G. FLEXIBLE, twin in. dia. figure 8, 7/8, various colours, 100 yd. drums, brand new, 12/6, post 9d.

SELECTOR SWITCHES, 12/24 v. D.C., will motor and automatically stop at any of 4 Xelox switch positions, new unused 3/6, post 9d.

MASTER OSCILLATORS TYPE M1-19487-A, complete with two 807 valves spares and operating instructions, brand new boxed, 50/-, carriage 7/6.

PERMANENT MAGNETS, very powerful, fitted propelled vehicle, new unused, 15/-, post 1/4.

F.V.G. FLEXIBLE, twin in. dia. figure 8, 7/8, various colours, 100 yd. drums, brand new, 12/6, post 9d.

SELECTOR SWITCHES, 12/24 v. D.C., will motor and automatically stop at any of 4 Xelox switch positions, new unused 3/6, post 9d.

MASTER OSCILLATORS TYPE M1-19487-A, complete with two 807 valves spares and operating instructions, brand new boxed, 50/-, carriage 7/6.

PERMANENT MAGNETS, very powerful, fitted propelled vehicle, new unused, 15/-, post 1/4.

F.V.G. FLEXIBLE, twin in. dia. figure 8, 7/8, various colours, 100 yd. drums, brand new, 12/6, post 9d.

SELECTOR SWITCHES, 12/24 v. D.C., will motor and automatically stop at any of 4 Xelox switch positions, new unused 3/6, post 9d.

MASTER OSCILLATORS TYPE M1-19487-A, complete with two 807 valves spares and operating instructions, brand new boxed, 50/-, carriage 7/6.

PERMANENT MAGNETS, very powerful, fitted propelled vehicle, new unused, 15/-, post 1/4.

F.V.G. FLEXIBLE, twin in. dia. figure 8, 7/8, various colours, 100 yd. drums, brand new, 12/6, post 9d.

SELECTOR SWITCHES, 12/24 v. D.C., will motor and automatically stop at any of 4 Xelox switch positions, new unused 3/6, post 9d.

MASTER OSCILLATORS TYPE M1-19487-A, complete with two 807 valves spares and operating instructions, brand new boxed, 50/-, carriage 7/6.

PERMANENT MAGNETS, very powerful, fitted propelled vehicle, new unused, 15/-, post 1/4.

F.V.G. FLEXIBLE, twin in. dia. figure 8, 7/8, various colours, 100 yd. drums, brand new, 12/6, post 9d.

SELECTOR SWITCHES, 12/24 v. D.C., will motor and automatically stop at any of 4 Xelox switch positions, new unused 3/6, post 9d.

MASTER OSCILLATORS TYPE M1-19487-A, complete with two 807 valves spares and operating instructions, brand new boxed, 50/-, carriage 7/6.

PERMANENT MAGNETS, very powerful, fitted propelled vehicle, new unused, 15/-, post 1/4.

F.V.G. FLEXIBLE, twin in. dia. figure 8, 7/8, various colours, 100 yd. drums, brand new, 12/6, post 9d.

SELECTOR SWITCHES, 12/24 v. D.C., will motor and automatically stop at any of 4 Xelox switch positions, new unused 3/6, post 9d.

MASTER OSCILLATORS TYPE M1-19487-A, complete with two 807 valves spares and operating instructions, brand new boxed, 50/-, carriage 7/6.

PERMANENT MAGNETS, very powerful, fitted propelled vehicle, new unused, 15/-, post 1/4.

F.V.G. FLEXIBLE, twin in. dia. figure 8,

CLYDESDALE

Bargains in Ex-Services Radio and Electronic Equipment

Brand New in original wood case.
Ex. Cdn. Army, SUPPLY UNIT RECTIFIER, FOX No. 43 TRANSMITTER.

Inputs : 110 v. A.C. 50/60 c/s. 1.7 K.V.A.
 Outputs : 2100 v. H.T., 375 mA., 500 v. H.T., 400 mA., 385 v. regulated; 450 v. H.T. line; 275 v. H.T. line; 415 v. neg. bias; 250 v. neg. bias; 150 v. neg. bias; 80 v. neg. bias.

The unit consists of 3 complete power supplies, one of which provides various stabilized L.V. supplies. All are fed via double choke, condenser input circuits. 8 Valves; 4/866-806A's, 5Z3, 6SJ7, 2/63A's, plus 1 v. time delay and VR150/30 stabilizer.


Other components include : Power Trans. 2100-500-0-500-2100 v. Power Trans. 450-0-450 v. 13 v. ct., 6.3 v. ct., 6.3 v. Fil. trans. 2.5 v. ct., twice, Fil. Trans. 6.3 v. (thermal starter). Chokes, 2/15H. 375 mA., 15H. 450 mA., 2/15H. 110 mA., 20H. 162 mA., plus various H.V. condensers, resistors, etc.

The complete unit mounted in metal case with lid, 2ft. 6in. x 1ft. 6in. x 1ft., finish olive-drab crackle with shock absorbing feet. Weight, 420 lbs.

CLYDESDALE'S PRICE ONLY

£16

CARRIAGE PAID.



Brand New in maker's original carton.
TRANSMITTER TUNING UNIT.

Each having vernier tuning dial; variable capacitors. Tank coil unit on ceramic former; ceramic switch; R.F. chokes, etc. In metal cabinet 17 1/2 x 7 1/2 x 8in.

TUSB. 1500-3000 kcs.
CLYDESDALE'S PRICE ONLY 22/6 each. **CARRIAGE PAID.**
 TUG8. 3000-4500 kcs. TU7B, 4500-6200 kcs.
 TUBB. 6200-7700 kcs.

CLYDESDALE'S PRICE ONLY 17/6 each. **CARRIAGE PAID.**
 TU26B, 200-500 kcs.
CLYDESDALE'S PRICE ONLY 10/- each. **CARRIAGE PAID.**

16 FOOT SECTIONAL AERIAL WITH BASE.

Comprising 4 lengths copper tubing, tapering from 1/2in. to 1/8in., each section sleeved into the other with insulated base.

CLYDESDALE'S PRICE ONLY 10/6 **CARRIAGE PAID.**

INFRA-RED IMAGE CONVERTER CELL.

Sniperscope. Snooperscope. The famous wartime "Cat's-eye" tube used in "Tabby" for night sniping and observation.



Provides a Silver Caesium Oxide Screen for the conversion of Infra-Red rays to visible rays, using an Infra-Red light source. Data provided. Dimensions overall : dia. 2in. x 1 1/2in. Screen dia. : 1 1/2in.

CLYDESDALE'S PRICE ONLY 12/6 each. **POST PAID.**

R.C.A. VIBRAPACK.

Input, 6 volts. Variable output : 200-240 v. 40-50 mA. Controlled by 4 position output switch. Complete with 6P UX synchronous vibrator, OZ4 rectifier, in metal case, 4 1/2 x 4 x 6in. Unused, but vibrator contacts stuck due to long storage.

CLYDESDALE'S PRICE ONLY 29/6 each. **POST PAID.**

Ex. Tank Corps, MORSE KEY.

Enclosed type with knee straps, dimensions 5 1/2 x 2 x 2 1/2in., with lead and jackplug, easily removed from case. Key and Plug Assembly No. 9.

CLYDESDALE'S PRICE ONLY 2/11 each. **POST PAID.**

Brand New, in maker's carton.

Ex. U.S.A.S.C. CRYSTAL MULTIPLIER, TYPE MI-19468.

A frequency Multiplier to cover 2-20 mcs. with 807 and spare (2 valves) 0/10 mA grid current meter, variable condenser, calibrated micrometer control, etc., external power supply required (no Xtals supplied). In metal case 13in. x 10in. x 6in., with Instruction Books.

CLYDESDALE'S PRICE ONLY 39/6 each. **CARRIAGE PAID.**

VIEWMASTER TELEVISION.

Circuit and data, 5/-. Component Kits available. State whether London (A) or Sutton Coldfield (B).



Brand New in maker's cartons.

AN/ARC-5-SCR-274-N. Ex. U.S.A.A.F. "COMMAND." RECEIVER UNITS, R-26/ARC-5 or BC-454.

Frequency : 3.0-6.0 mcs., 100-49 metres. I.F. 1415 kcs. 6 valves, 12SK7, R.F., 12K7 F.C., 12SK7 1st I.F., 12SF7 or 12SK7 2nd I.F., 12SR7 det. B.F.O., 12A6 output, 3-gang tuning condenser

(remote controlled) complete unit (less dynamotor) in metal case 11 x 5 1/2 x 5in. Input 24 v. **CLYDESDALE'S PRICE ONLY** 50/- **POST PAID.**

Circuit of R-26/ARC-5 available at 1/3 post paid. Circuit of BC-454 A & B available at 1/3 post paid.

MEDIUM WAVE CONVERSION COIL ASSEMBLIES.

Cat. H67 for BC-453 or H68 for BC-454 or H69 for BC-455.

CLYDESDALE'S PRICE ONLY 10/- each. **POST PAID.**

Brand New, Ex. U.S. Navy, in maker's original carton.

CONTROL BOX CCT-23155, equal to U.S. Army, BC-496-A.

For Two Command Receivers, with dual tuning and volume controls, switches, Inlet and Outlet Points, black crackle finish box. Dim. : 6 1/2 x 4 x 1 1/2in.

CLYDESDALE'S PRICE ONLY 10/6 each. **POST PAID.**

Brand New in maker's original carton.

INSTALLATION KIT FOR WS-No. 19.

U.S.A. made by R.C.A.

Complete kit comprises Con. 12 pt. 12ft. 2in. 12W. cable with 12W. Skt. each end, ditto 6ft. 8in., Con. 4 pt. with 4ft. 1in. 6-way cable and 6W. Skt. one end, co-ax. con., 2 1/5W. Jumper leads, 2/satchels, 3 sets M.C. Mic/H' phone Assy. Aerial Base, Beam/Ant. mtg. Control Unit No. 2 with O.P. leads, control unit No. 1 with 6W. lead. Junction Box No. 3 with O.P. leads, and 6W. lead, mtg., etc., etc., screws, nuts, washers, plus Installation and wiring diagrams.

CLYDESDALE'S PRICE ONLY 42/6 each. **CARRIAGE PAID.**



Ex. Army, WS-18 RECEIVER UNIT.

A 4-valve superhet chassis. Range 6-9 mcs. (50-33.3 metres). with ARP12 (VP23) F.C. 2/ARP12's L.F. and AR8 (HL23DD) Audio Loc. Osc., 2nd det. and A.V.C. slug-tuned I.F. trans. 465 kcs., etc. The complete receiver mounted on a chassis 8 1/2 x 5 x 1 1/2in., all control front panel 9 1/2 x 5 1/2in. Unused, good condition. Power requirements approx. : 3 v. 0.2 a. L.T., 120 v. 15 mA. H.T., 1.5 v. bias.

CLYDESDALE'S PRICE ONLY 17/6 **CARRIAGE PAID.**

Circuits for WS-18 Rcvrs. : Mk. I, II and III available at 2/3, post paid. Circuits for WS-18 R/T : Mk. II and III available at 4/6, post paid.

JEFFERSON TRAVIS VIBRAPACK POWER SUPPLY U.F.I.

Input, 12 volts. H.T. output, 150-120 volts, 30-40 mA. Choke/Capacity smoothed, also grid bias and L.T. outputs.

Complete, self-contained vibrator unit, with synchronous vibrator, etc., mounted on a chassis 7in. x 3in. x 1 1/2in. enclosed in a black metal box 7in. x 6in. x 4in., with circuit inside, plus 1 1/2 yards of cable with croc. clips for batt. connections.

Unused, but vibrator contacts stuck due to long storage.

CLYDESDALE'S PRICE ONLY 19/6 each. **CARRIAGE PAID.**

Ex. R.A.F. BATTERY AMPLIFIER UNIT A1134A.

A two-stage, two-valve, VR35 (240QP) VR21 (210HL) inter-comm. and Tx. mod. pre-amplifier with transformers, etc. (less batteries). Could be simply modified for use as gram. amplifier or input pre-amp. Used, good condition.

CLYDESDALE'S PRICE ONLY 15/- each. **POST PAID.**

BRAND NEW JUNCTION PANEL 10D/13336.

Type 19D for A1134 and A1134A units, has 10-way and 4-way sockets, six 2-way and two 3-way terminal blocks, DP/ST switch, mounted on board 6 x 4 1/2in.

CLYDESDALE'S PRICE ONLY 4/6 each. **POST PAID.**

Circuit of A1134A available at 1/3 post paid.

Ex. R.A.F. Flying Helmet type.

ELECTRO-MAGNETIC MICROPHONE.

E16 for A1134A, etc., approx. impedance 50 ohms. Dim. : 2in. dia. x 1 1/2in. with switch, short lead and 2-way socket. Brand New.

CLYDESDALE'S PRICE ONLY 5/6 each. **POST PAID.**

E16T. This microphone, with midget matching transformer, are available at 6/6 per set, post paid.

Ex. Royal Navy.

SOUND POWERED TELEPHONE

No batteries required, gives long service without attention. Complete,

with warning indicator lamp and generator, giving a high-pitched note, which can be heard through any noise. Where a number of units are used the lamp would indicate which one is being called. Dim. : 7 1/2in. x 9in. x 7 1/2in. overall, for wall mounting. Designed for ships' use, but suitable for the home, office and factory.

CLYDESDALE'S PRICE ONLY 27/6 each. **CARRIAGE PAID.**

Brand New, Ex. Army. No. 3 **CARBON HANDSET MICROPHONE.**

E.12., with handle switch, flex and standard Jackplug.

CLYDESDALE'S PRICE ONLY 7/6 **POST PAID.**


CLYDESDALE'S PRICE ONLY 7/6 **POST PAID.**

Order direct from :-

CLYDESDALE SUPPLY CO. LTD. 2 BRIDGE STREET GLASGOW - C5

Phone - South 2706/9

Visit our Branches in Scotland, England and Northern Ireland




**FIXED PADS
UP TO 60 db**



**STEP TYPE
UP TO 100 db**



**ACCURACY 1%
D.C. TO 50 Mc/s**



**AN ENTIRELY NEW
RANGE OF**

CO-AXIAL ATTENUATORS

For particulars of these and our full range of measuring instruments, write to:—

BRITISH PHYSICAL LABORATORIES

HOUSEBOAT WORKS · RADLETT · HERTS · Telephone: RADlett 5674-5-6

STOP
AND SEND FOR DETAILS
LOOK INTO ALL THE FACTS
LISTEN TO RECORDINGS



Gramplan Direct Disc Recorder, Type S.R.2, used in conjunction with Gramplan Transportable Recording Amplifier, Type R.A.2 See models above. List Price **£237** (combined)



DON'T CHOOSE UNTIL YOU HAVE ENQUIRED ABOUT

GRAMPLAN DISC RECORDERS

Gramplan recording equipment has been supplied to The Egyptian State Broadcasting Corporation, Swedish State Broadcasting Corporation, G.P.O. Research Station and other authorities, and to a large number of private Recording Studios.

GRAMPLAN REPRODUCERS LTD.

Hanworth Trading Estate, Feltham, Middlesex
Phone: Feltham 2657 Grams: REAMP, FELTHAM

G2AK

**This Month's
Bargains**

G2AK

Vibrator Packs, 12v. input. Output 300 v. at 100 mA, fully smoothed, 19/6, plus 1/6 post.

Vibrator Packs, 6 v. input. Output 150 v. at 40 mA, complete with all smoothing (metal rectifiers), 17/6 each, plus 1/6 post.

Tub. Condensers, .01 5 kv, 1/6 ; .02 8 kv, 2/-, plus post 6d.

Special for AR88 Users. Matching speakers, 2.5 ohms, black crackle case, £3 15s., carr. paid.

AR88 Spare Crystals for D model only, 455 kcs., 15/- each.

Power Transformers. 320/320 130 mA, 6.3 v. 5 a. C.T., 5 v. 3 a. Primary 200/250 v. 50 c. Drop through type, 22/6, post 1/6.

Special Offer. Four 807 valves for £1.

H.T. Dry Batteries. These are heavy duty 157 v. plus 5.2 v. in hermetic sealed metal cases. 10½ in. x 4½ in. x 4 in. Weight 11 lb. These are special mercury type batteries and are first-class value at 8/6, plus 1/6 postage.

H.R. Headphones, brand new, 8/6 per pair, plus 1/- postage.

Moving Coil Hand Microphones, with switch, 3/11 each.

Transformer, for above, 2/- each.

500 Micro-amp Meters, scaled 0-600, 5/- each.

13ft. ½ in. dia. Co-Ax Cable, with Pye plug each end, 2/6, postage 6d.

70 Ohm ½ in. Dia. Co-Ax Cable, 8d. per yard. Postage 1/6 any length.

70 Ohm Twin Feeder Cable (not screened), 5d. per yard.

300 Ohm Twin Ribbon Feeder, 5d. per yard. Postage 1/6 any length.

Moving Coil Headphones, with Moving Coil Hand Microphone, 6/-, postage 1/-.

PLEASE PRINT YOUR NAME AND ADDRESS

CHAS. H. YOUNG, G2AK

All Callers to 110 DALE END, BIRMINGHAM

Mail Orders to 102 HOLLOWAY HEAD, BIRMINGHAM

Telephone: MIDLAND 3254

The world's greatest display of labour-aiding equipment

OLYMPIA LONDON 6-17 JUNE, 1950

BRITAIN'S MECHANICAL HANDLING EXHIBITION

The 1950 Mechanical Handling Exhibition at Olympia, London (Grand and National Halls) will provide a practical answer to the world-wide demand for mechanical aids in the battle for greater output and lower costs of production. Covering a total floor area of more than 200,000 square feet, it will be the world's largest exhibition of its kind.

The diversity of exhibits will include :—

CONVEYORS . ELEVATORS AND RUNWAYS . CRANES (FIXED AND MOBILE) . AERIAL ROPEWAYS . INDUSTRIAL POWER TRUCKS . DUMPERS AND MECHANICAL SHOVELS COAL, COKE AND ASH-HANDLING PLANTS . FORK LIFT TRUCKS . STACKERS . HOISTS AND PULLEY BLOCKS PNEUMATIC HANDLING PLANTS . SACK AND BAGGING MACHINES . SCREENING AND WASHING PLANTS CONVEYOR BELTS, GEARS, MOTORS AND ACCESSORIES OF ALL KINDS.

The Exhibition will embrace all forms of bulk and package handling, and many of the exhibits have never before been on view at any exhibition.

The very wide range of equipment in operation will demonstrate the potential increase in production resulting from the adoption of mechanical handling methods.

Working exhibits will include :—

DISCHARGE OF RAILWAY WAGONS BY TIPPERS . HANDLING OF GRAIN, CEREALS, ETC. BY PNEUMATIC SUCTION PLANTS . CONVEYING OF MATERIALS BY VIBRATING CONVEYORS . THE PNEUMATIC TUBE SYSTEM OF CONVEYING . CONVEYANCE AND STACKING OF GOODS BY FORK LIFT TRUCKS . CONVEYING, ELEVATING AND DUMPING OF BAGGED MATERIALS BY PORTABLE CONVEYORS . CONVEYING OF COMPONENTS TO INFRA-RED AND ENAMELLING OVENS . SHIP UNLOADERS.

The Exhibition is organised by "Mechanical Handling", the Journal of Britain's handling industry, with the support of the leading trade associations.

At the Convention, each day except June 17th, well-known authorities and large-scale users of mechanical handling plant will discuss its application to many different industries. At a special theatre in the Exhibition films will be presented showing various aspects of mechanical handling.

No industrialist or production executive should miss this demonstration of the value of modern methods in meeting rising costs, increasing production per man hour and improving overall efficiency. Please fill in the form below.

ORGANISED BY

"MECHANICAL HANDLING" The Journal of Britain's Handling Industry

AN ASSOCIATED ILIFFE PRESS LTD. PUBLICATION



**SEND NOW FOR
FULL DETAILS**

To: "Mechanical Handling," Dorset House, Stamford Street, London, S.E.1., England

Please send me further particulars of the 1950 Exhibition, with Application Form for free admission tickets to the Exhibition and Convention, Travel information, etc.

Name

Date

Firm

Address

"WEYRAD"

INTRODUCE TWO NEW I.F. TRANSFORMERS TYPE P.5

Of medium size and high efficiency. Permeability trimmed with cores accessible from two opposite sides of can. 460/470 Kc/s operation.

Size $1\frac{3}{8}" \times 1\frac{3}{8}" \times 3\frac{1}{2}"$
Nominal "Q" 130.

TYPE P.5.A

Physically similar to the P.5, but having a switchable tertiary wind which enables variable selectivity to be obtained by changes in the coupling factor.

Write for full details and prices

WEYMOUTH RADIO MFG. CO., LTD.,
CRESCENT STREET, WEYMOUTH,
DORSET, ENGLAND.

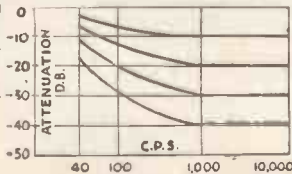
FT.300 TRANSMITTERS Manufactured by Federal Telephone & Radio Corp. U.S.A. Four RF units operating on C.W. simultaneously at 3 kW output each. 2 Mc to 20 Mc.
RCA TRANSMITTERS. Type E.T. 4332B, 2 Mc to 20 Mc, 350 W. c/w, 250-w. r/t, two 813's output. Separate speech amplifier. Two 805 modulators. Rectifier—four 866's.
HALLICRAFTERS. BC610 with speech amplifiers, aerial tuning units, tuning boxes and coils.
HIGH SPEED TELEGRAPH equipment, "Boehme" (U.S.A.). Up to 400 words per minute on line or wireless. New. Working demonstration on request.
AR.88.D's, SX 28's, HRO's with 5 or 9 coils, power packs.
METAL RECTIFIERS type 7B. Max. D.C. output at 36 v. 56 amp. Supply voltage, 200/250 v. Brand new.
All above items in excellent working conditions with new valves. Large stock of transmitting condensers, valves, crystals and other components. Alignment and repair of communication receivers and all other amateur equipment.

P.C.A. RADIO

THE ARCHES CAMBRIDGE GROVE, LONDON W.6. 'Phone RIV. 3279
Branch, 170, Goldhawk Road, W.12

HIGH FIDELITY AT ANY LEVEL**

Does your reproducer sound thin at low volume? Fit our fully compensated volume control and by automatically correcting for scale distortion experience real listening enjoyment with only one control, giving correct bass output from a whisper to full volume. Follows well known Fletcher Munson loudness curves. Fully screened will replace existing volume control send for leaflet CW50.



38'6

post paid
c.w.o.

G. T. CHAPMAN (Reproducers) Ltd. FLAXman 3217
RILEY WORKS, RILEY STREET, CHELSEA, S.W.10
Manufacturers of VENTEX cabinets.

BRITISH SOUND RECORDING ASSOCIATION.

A PRIVATE

EXHIBITION

OF

SOUND RECORDING — REPRODUCING AND AUDIO EQUIPMENT

DEMONSTRATIONS. — FILMS — MOBILE VANS

WALDORF HOTEL, ALDWYCH, LONDON

To be opened on Saturday, 20th May, 1950

BY

MR. FRANK PHILLIPS (B.B.C.)

AT 2.30 p.m.

Sunday, 21st May, 1950. 10.30 a.m. to 6 p.m.

Admission to Non-Members by Catalogue

Price 1/2d. Post Free, or at the door

Brochure and Membership Application Form from :—
Membership Secretary :—

H. J. King, 48, Mount View Road, North Chingford, E.4

RADIOMENDERS LIMITED

FOR SPECIAL TRANSFORMERS AND REWINDS

We specialise in

AMATEURS' WINDINGS, TRANSFORMERS ALL TYPES, CHOKES, PICK-UP COILS, INSTRUMENT COILS, Etc.

Highest workmanship

Good Delivery



RADIOMENDERS, LTD.

Television & Radio Apparatus, Transformer & Coilwinders.

123-5-7 Parchmore Road,

THORNTON HEATH, SURREY

LIV 2261. Trade enquiries invited. Established 16 years.

TRANSFORMERS

230V. A.C. INPUT

150-0-150 volts at 100 mA

Size $3\frac{1}{4}" \times 3\frac{1}{4}" \times 4\frac{1}{2}"$

4/-
Plus 1/- post

SIMILAR

150-0-150 and 0, 10, 20, 30 and 40 volts

All at 70mA. Size $2\frac{1}{4}" \times 3\frac{1}{2}" \times 3\frac{1}{2}"$

MONEY BACK GUARANTEE

FIELD'S 435-437 STRATFORD ROAD
BIRMINGHAM 11

The TRUE TEST of an instrument is **RELIABILITY**

The "SELECTEST" is built for the main job in radio servicing — that of measuring VOLTS, AMPERES and OHMS — and nothing else. That was the intention. The result is that it does this job accurately and reliably — and will continue to do it. There is no better instrument for the job. You can rely on a "SELECTEST" — it's a G.E.C. Measuring Instrument.



Cat. No. M4111.

Price £16.5.0

VOLTS	AMPS	OHMS
A.C. 7.5, 15, 75, 150, 300, 600, 750, 1,500.	A.C. 7.5, 150, 750mA.	1,000
D.C. 150mV, 300mV, 1.5, 3, 15, 30, 75, 150, 300, 600, 750, 1,500 V.	D.C. 1.5, 3, 15, 30, 150, 300mA. 1.5, 3, 15, 30 A.	10,000 100,000 1 Megohm.

Please send for leaflet No.X334

F.S.D. 1 mA

SELECTEST

MULTI-RANGE MEASURING INSTRUMENT

THE GENERAL ELECTRIC CO. LTD., MAGNET HOUSE, KINGSWAY, LONDON, W.C.2.



18, TOTTENHAM COURT ROAD, LONDON, W.1. Phone : MUSEum 2453, 5439

SHOP HOURS : Mondays to Fridays 9—5.30. Saturdays 9—1

FULL MAIL ORDER FACILITIES :: PLEASE ADD POSTAGE

"VIEWMASTER"

ALL COMPONENTS AS SPECIFIED IN CONSTRUCTIONAL ENVELOPE

	LONDON		BIRMINGHAM	
	£	s. d.	£	s. d.
Constructional Envelope, with Blueprints	5	0	5	0
T.C.C. Condensers	6	15 0	7	0 0
Whiteley Components	6	5 0	6	5 0
Plessey Equipment	5	12 6	5	12 6
Westinghouse Rectifiers	3	2 6	3	2 6
Wearite Coils and Chokes	1	2 0	1	10 0
Colvern Wire-wound Pots	19	3	19	3
Morganite Carbon Pots	1	9 0	1	9 0
Morganite Resistors	1	6 9	1	6 0
Belling & Lee Accessories (including fuse)	8	6	8	6
Bulgin Accessories	12	6	12	6
G.E.C. Neon	2	9	2	9
5 Mullard EF50 Valves (at 21/4 each)	5	8 8	5	8 8
1 Mullard EB91	12	10	12	10
1 Mullard EBC33	11	7	11	7
1 Mullard EL33	12	10	12	10
2 Mazda 6K25 (at 12/10 each)	1	5 8	1	5 8
1 Mazda 6P28	1	1 4	1	1 4
1 Mazda 6P25	15	10	15	10
9in. C.R.T. Mullard, Mazda or G.E.C.	11	6 10	11	6 10
12in. C.R.T. Mullard, Mazda or G.E.C.	15	2 5	15	2 5

ELECTRONIC ENGINEERING TELEVISOR

Comprehensive Television Catalogue now available, giving full itemised parts list for London and Birmingham editions ... 7d. post free

BULGIN PRODUCTS (Every Item Boxed)—
Heavy Duty Wire-wound Resistors on ceramic formers. May be tapped at any point. Approximate rating, 20 watts. Available in following values: 100, 300, 750, 1,000, 5,000, 10,000 ohms ... each 3/3
Miniature Signal Lamp Fitting for single-hole fixing. Takes standard M.E.S. lamp, available in three colours—red, green and orange ... each 2/3

Rotary Toggle Switches—Double Pole On/Off ... 4/-
Double Pole Change Over ... 4/-
Single Pole On/Off ... 3/3

Normal Toggle Switches—Double Pole Change-over ... 3/9
Single Pole Double Throw ... 3/3

Plugs and Sockets—Octal Cable Plugs ... 2/-
Flush-mounting Mains Plug and Socket ... 2/-

WESTINGHOUSE AND STANDARD TELEPHONES RECTIFIERS

W6	36v Peak Input, 250 microamps max. F.C. Current	3/5
WX1	6v Peak Input, 100 microamps, max. D.C. Current	3/5
HT49	120v, 20mA D.C. Output Battery Eliminator type	10/6
H18-30-1W	420v 150mA D.C. Output, Standard Power Pack type...	21/9

LATEST ADDITIONS

Acos Microcell Pick-up for standard or microgroove records Type GP20	£3 11 5
Goodmans Axiom 22. The 20-watt High Fidelity speaker incorporating the latest exponential twin cone assembly	£12 13 0
Stentorian Concentric Duplex Loudspeaker complete with matching transformer and filter condenser	£6 6 0
Collaro Mixed Record Changer for A.C. mains operation. Type RC49	£14 6 8

IS YOUR HOBBY RADIO? ... Silverstone's Cater for That

Perhaps your other hobbies or your work come under the headings of:

**PHOTOGRAPHY, DRAWING-OFFICE,
ELECTRICAL ENGINEERING, ETC?**

Then you will find Silverstone's cater for them all. In fact, we claim to have the largest range of Government Surplus Goods in the country.

You will realise this if you send 2½d. stamp for our beautifully produced illustrated Catalogue, full of Government Surplus Bargains, all carrying the famous Silverstone guarantee of absolute satisfaction or money unconditionally refunded.

UNIVERSITIES, MUNICIPAL AUTHORITIES, GOVERNMENT DEPARTMENTS AND EMINENT INDUSTRIAL FIRMS ALL OVER THE WORLD HAVE BOUGHT, AND CONTINUE TO BUY FROM SILVERSTONE'S.

**WE SHOULD WELCOME THE OPPORTUNITY
OF BEING OF SERVICE TO YOU.**

H. SILVERSTONE

20, OXFORD ROAD, MANCHESTER 1

Tel: CENTRAL 2001

PRATTS RADIO

1070 Harrow Road, London, N.W.10
(N. SCRUBS LANE) Tel. LADbroke 1734.



MODEL AC10E £8/18/6

AMPLIFIERS. College general purpose units. Model AC10E 10 watt 4 valve unit. Neg. feedback. Separate Mike stage, separate inputs for mike and gram with twin faders. Tone control. Complete in case with chrome handle, £8/18/6. (Carriage 5/- extra).

Model AC18E, 6 valve unit with output of 18½ watts. Push-pull output with feedback over 3 stages. Separate mike stage. Inputs as AC10E. Twin faders and tone control. Complete with case and chrome handles. £13/19/6. Carr. Paid. Model U10E, 6 valve unit for DC/AC mains, specification as AC18E. 10 watts output with feedback over 3 stages. Separate mike stage. £11/11/- (carriage 5/- extra). All above have outputs to match 3, 8 or 15 ohm speakers, and are ready for immediate use. Input volts average, mike .003, gram, 3 v. No preamplifier required. Model AC8C, Record/Radio amplifier, 5 valves P.P. output with feedback over 3 stages. Output 8 watts. Chassis model. Supplies H.T., L.T. for tuning unit. Output to 3, 8 or 15 ohms speaker, £9/18/6. Carriage paid. Model AC4C, A.C. or U4C, AC/DC, 3 valve chassis units. 4 watts to 3 ohms, £4/19/6 (carr. 2/6 extra). Stamp for fuller details. Above are as supplied to Clubs, Schools, Hospitals, etc.

TRANSFORMERS. E.H.T. 2,500 v. 5 mA, 4 v. 1½ A., 4 v. 2 A. C.T. (for VCR97) input 200-240 v. (in 10 v. steps) 27/6; 2 x 350 v. 6 v. 6 A., 5 v. 4 A., 4 v. 3½ A., 35/-; 2 x 350 v. 80 mA., 6 v. 4 A., 5 v. 2 A., 22/6; Heavy-duty output, 30 watt 10 ratio (20-1 to 140-1 C.T.), 23/9; Ultra midget for IS4, 354, etc., 3/11. Filament 115/230 v., 6 v. 2½ A., 7/6. All above are new manufacture, not surplus.

SPEAKERS. Truvox 2½in., 17/6; 8in., 14/6; 12in., 37/6; Truvox 5in., 10/-; Plessey 8in., 11/9; 10in., 18/6; Rola Mains En., 6½in. 700 ohm, 10/-; Goodman's 8in. P.M., 16/6; 10in., 28/6.

CONDENSERS. B.I. 500/550 v. C'b'd. Blocks, 8 mfd. 3/3; 8 + 8, 4/9; 8 + 16, 6/-; Midget 450 v. Can type, 16 + 8, 3/9; 8 + 8, 3/6; 16 + 16, 4/-; 25 mfd. 25 v. 10d.; 2 mfd. 350 v. 1/-; .1 x 350 v., 2/6 doz.

VARIABLE CONDENSERS. 2 gang. 0005, 4/3; 3 gang. 6/9; with feet and long shaft, presents 50pf. ceramic, 4d.; 100 and 500 pf., 1/3.

MISCELLANEOUS. U.S. Octal bases: Paxolin, 4d.; Volume controls, all values, SK to 2 meg., w/switch, 4/6; less switch, 2/9. Voltage droppers with ft. and 2 sliders, 3 A., 800 ohm or .2 A., 950 ohm, 4/6; Chokes (not W.D.) 60 mA. 20 Hy, 400 ohm, 6/6; 90 mA. 10 Hy., 10/6; 150 mA., 10 Hy, 14/3. Bulgin Jack sockets, 1/6; Plugs, 9d.; Wearite "P" coils, 3/- each. Wearite I.F.'s Standard 10/- each. Open 10-6. Callers very welcome. Nearest Tube Kensal Green. All Goods New and Unused. C.O.D. or C.W.O. Post Free over £1.

NEON TEST PROD

★ FOR 200-250v. MAINS.
HAS A 1,001 USES
CONSUMES ONLY HALF A MILLIAMP,
FULLY SHROUDED WATERPROOF.



Tests on A.C. & D.C.



NEW

A.F. BULGIN & CO., LTD.
BYEPASS RD., BARKING, ESSEX

ELECTRONIC INSTRUMENT METAL CASES and CHASSIS



and General
SHEET METAL WORK

CHASE PRODUCTS (Engineering) LTD.
27, Packington Road, South Acton, London, W.3.
Tel.: ACOrn 1153/4.



THE Fidelia LUXURY 8-VALVE RADIOGRAM CHASSIS

Features include variable selectivity, infinite impedance detector, electronic bass and treble controls, push-pull triode output stage; 3 wavebands 16-50, 100-550 and 1,000-2,000 metres. Audio amplifier response 30-18,000 cycles; bass, treble and volume controls operate on grammo, suitable for light weight p.u. Guaranteed 12 months. Price £21/5/-

Data Sheets on request, also for 'Preston' 5-valve chassis, £12/17/6; 2 R.F. feeder, 8 gns. 6 wattamp, £12/12

ELECTRO-ACOUSTIC DEVELOPMENTS



18 BROAD ROAD, WILLINGDON, SUSSEX

THE IDEAL MICROPHONE FOR TELE-COMMUNICATION

MODEL
C 51
MOVING-COIL
MICROPHONE
BY

Designed and developed essentially for G.P.O. hand-sets, with mobile tele-communication and P.A. work in view, LUSTRAPHONE Model C.51 is fast establishing itself wherever a good microphone is called for. It provides maximum intelligibility at extreme range and under adverse conditions, and is used extensively by Broadcast Engineers and others needing quality and dependability. Available as insert unit, or complete hand instrument. Data sheet on request.

LUSTRAPHONE LUSTRAPHONE LTD.
84, BELSIZE LANE, N.W.3

Wireless World Classified Advertisements

Rate 6/- for 2 lines or less and 3/- for every additional line or part thereof, average lines 6 words. Box Numbers 2 words plus 1/- Trade discount details available on application. Press Day: June 18th issue, first Post Monday, May 1st. No responsibility accepted for errors.

WARNING

Readers are warned that Government surplus components which may be offered for sale through our columns carry no manufacturers' guarantee: Many of these components will have been designed for special purposes making them unsuitable for civilian use, or may have deteriorated as a result of the conditions under which they have been stored. We cannot undertake to deal with any complaints regarding any such components purchased.

NEW RECEIVERS AND AMPLIFIERS

UNIVERSAL ELECTRONIC PRODUCTS 36, Marylebone High St., London, W.1. Welbeck 4058.

SPECIALISTS in the design and manufacture of high fidelity reproducing equipment from 5-100 watts for domestic or industrial purposes. Our new twin channel amplifier (type U.E.57) with independent bass and treble outputs, provides the most satisfying standard of reproduction we have yet experienced. It is now being demonstrated in our showrooms daily (we close Thursday 1 p.m., Saturday 4.30 p.m.) and we invite those who seek perfection from recorded music to hear this superb instrument. We also offer tuning units or complete chassis designed and constructed to individual requirements. [5352]

BERNARDS, makers of television, radio, amplifier equipment, available for early delivery; television time-base chassis and E.H.T. supply combined, 5 valves, completely wired, tested, only new components used; £7/12/8. **BERNARDS**, 12, Chelverton Rd., Putney, London, S.W.15 Put. 7538. [5197]

T.V receiver 26 valves plus stabilised power supply, choice of three stations (switched), designed for rack mounting but easily fitted in cabinet, simple conversion to higher definition system; nearest offer to £100; also 85-102 mc/s F.M.-A.M. tuner, nearest £35.—Full details from J. Mort, BOM/HIFIDEL, London, W.C.1. [5172]

A SOUND investment.—Our 5-valve all-wave superhet radiogram chassis is really value for money; large fully illuminated glass scale in attractive colours; easy to fit and adaptable to any radiogram cabinet, aerial tested complete with speaker; price with 8in p.m. £12, with 10in p.m. £12/10; 2d. stamp for illustrated leaflets; trade enquiries invited.—Bavly Bros., 46, Pavilion Drive, Leigh-on-Sea, Essex. [5303]

TEL RAD ELECTRONICS, 70, Church Rd., Upper Norwood, London, S.E.19, designers and manufacturers of Telrad quality amplifiers for commercial and domestic use; unique amplifiers, with exceptional quality; built to satisfy the discriminating ear, bass and treble independent controls, providing widest possible variation to suit all recordings and varying acoustic properties of one room with another; 18 complete; full details on request.—Write, call or phone Livingstone 4879. [0019]

CONNOISSEUR'S receiver, acclaimed by its users as the finest receiver for the enthusiast and the only one with the following facilities: 9-1,500-metre, world-wide results on highly sensitive 10-valve receiver, comparable with any good communication set, or by change of switch, maximum fidelity reception of local stations on non-superhet receiver with high quality 2-PK4 push-pull amplifier incorporating all refinements, bass and treble tone control (boost to cut), whistle filter and gram input, etc.; basis rebuilt R1155; write for details or call for demonstration. **FEEDER** units above for use with external high-quality amplifiers; R1155 specialists, receivers repaired and re-aligned, also modified as above, or to your requirements; R1155 circuit and values 2/- post free.—R.T.S., Ltd., 5, Gladstone Rd., Wimbledon, S.W.19. Tel. Lib. 3303.

MIDCO radio; new product! R/EI radio feeder, high quality superhet feeder infinite impedance detector, tuning eye slide rule dial with flywheel drive; covers L, M, and S. waves; auto fidelity control of 15 selectivity; wide bandwidth on locals narrow high gain on distant stations; bass and treble tone control in high gain pre amp stage, switched for gram or radio, complete with 6 valves, £10; P/EI amplifier power pack may be used with the REI feeder. 8-10 watts high fidelity push-pull output; heavy duty power pack; 2 NFB loops, £13/10; price for PE/1 and RE/1, £23, carr. paid; delivery 10-14 days; also AA/5 5 watt amp., £5/10; AA/5T with bass and treble tone control, £5/17/8; AA/10 10 watt push-pull twin inputs, £10; PA/12T superb portable amplifier for dance halls, etc.; 12 valves, bass/treble controls, twin input mixers, £14; any type of audio amplifier quoted for; further details, catalogue, trade terms gratis.—Midland Radio Co. Products, 19, Newcomen Rd., Wellingborough.



Partridge News

Now-hermetically sealed

IN OIL!



Illustrated is a typical Partridge Transformer (Type DN) in its Mumetal Screening Box. It is merely to remind you that all Partridge Precision Components (standard or "to specification" types) are now available as hermetically sealed units.



Then there's the 'PPO' range, designed to meet more fully the particular demands of push-pull output transformers where wide A.F. range with low distortion are vital.

FULL DATA ON REQUEST

PARTRIDGE TRANSFORMERS LTD

ROEBUCK ROAD, KINGSTON-BY-PASS
TOLWORTH SURREY
Telephone: EL.Mbridge 6737-8

NEW RECEIVERS AND AMPLIFIERS

HALLICRAFTERS dual diversity receivers, all complete with power units and loudspeakers; few only available. **McELROY ADAMS MFG. GROUP, Ltd.** (Hallicrafters), 46, Greyhound Rd., London, W. [5211]

TRUETONE amplifiers and tuners built to your requirements by high quality experts from 5-50w: £5 upwards.—For demonstration write or phone A. S. Colman, 1, St. Stephen's Gdns., W.2. Bay. 3661 after 7 p.m. [5176]

REDUCED in price.—The Rolls-Royce of R amplifiers—the R.T.M.C. version of the now world famous "Williamson" amplifier, no other amplifier in the world can excel this wonderful reproducer; neither can the quality of parts used or final performance be improved upon; hundreds of pounds have been spent in advertising this product and we therefore offer it with confidence and emphasise that the R.T.M.C. version still leads on performance and price any other similar make of advertised product. Owing to increased production we now offer the original improved 7-valve model at £23/10 and the 9-valve model with built-in pre-amplifier at £28/10 (covers extra); buy right and buy the best; compare performance figures or better still come and hear it; special requirements catered for; do not confuse with Junior model amplifiers; the R.T.M.C. version is still the best; tuners supplied; also speakers, etc.—Write for full details to R.T.M.C. (Ealing) Ltd., Laurel House, 141, Little Ealing Lane, W.5. Ealing 6962. [3674]

RECEIVERS, AMPLIFIERS—SURPLUS AND SECONDHAND

MARCONI V.R.L. and B.C.312 comm receivers for sale, brand new. **J. RAE**, 39, Penn Rd., Wolverhampton, Staffs. [5316]

NEW R1155, mod. output stage, power pack, cct. diag. speaker, transit case; £11.—Box 3364. [5254]

MIDWEST receiver, 16-valve, 5 wavebands, 12in Magnavox speaker, 110 to 260v a.c. circuit supplied; £10/10. **WESTERN** electric all-dry portable, £3.—8, Vale Croft, Plinier, Middx. [5327]

HALLICRAFTER S-38, a.c./d.c., 1947 model, with transformer; £19/15.—Fowler, 12, Margaretta Terrace London, S.W.3. Flaxman 7953. [5269]

R1155 receiver, converted with output valve and smoothed power pack, laboratory tested, excellent condition; £12.—Liberty 1827, 137, Grand Drive, London, S.W.20. [5238]

COMMUNICATIONS receivers galore! **H.R.O.** Senior Rx's in good condition, complete from £12/10, plus carr.; also AR77 AR88, SX24, etc.—State requirements to R.T. & I. Service, 254, Grove Green Rd., E.11, Lev. 4936. [10052]

A PERFECT E.M.G. radio record player, 1946 model, l.f. long/med. wave in unit cabinet with separate H.M.V. latest player desk, all for a.c. mains, complete except speaker; £35; heard by appointment.—Letters first, **Vickers**, 46, Beigrave Rd., London, S.W.1. [5274]

BC348, built-in, 230v a.c. supply, excellent condition £15/10; also BC348, built-in, 110v-220v a.c./d.c. supply and speaker, valve line up 2 12K7 RF 12J7 FC 12J5 FC osc., 3 12C8 IF and det, 12J5 BFO, 50L6 output and 5524 rect, suitable shoboard use; £20.—Morris 57, Eastfield Rd., Bridlington. [5270]

CANADIAN 103 Communication receiver, 400-16 metres, b.f.o. r.f. gain, 15 valves, a.c. mains, 10grns; 6-volt, 8grns, as new; Marconi 13-valve, 1.7-16 mcs marine radios, crystal check, built-in speaker, 12grns; Philco table radios, as new, all-wave a.c. mains 8grns; several a.c./d.c. amplifiers and tape recorders.—Collins Radio, 24, Lilyville Rd., S.W.6. Renown 4178. [5306]

NEW LOUDSPEAKERS

WHARFEDALE series: Super 8, 70/-; Super 8 C/S, 80/-; W10 C/S, 145/-; W12 C/S, 150/-; W15 C/S, 240/-; **WB** Concentric Duplex with transformer, £6/6; **WB** Concentric Duplex less transformer, £5/8/6. **BARKER 148A**, £15/15; **Barker 150**, £18/18. **TRUVOX S810A**, £6/17/6. **GOODMANS Axiom 12**, £8/8; **Goodmans Axiom 22**, £12/13. ALL available from stock, post free: send orders to M.C. Dept. **ROGERS DEVELOPMENTS CO.**, 106, Heath St., Hampstead, N.W.3. Hampstead 6901. FOR further attractive offers, see our advert. on page 40. [5291]

LATEST type **WB** concentric duplex speakers, see p. 74, Feb. "W.W." for full details: £6/6, complete with OPT. Wharfedale de luxe cloth suspension types, with new super magnets Super 8/C/S, £4 Golden 10/C/S, £4/10; W10/C/S, £7/5, 3 or 15 ohms; W12/C/S, £7/10; W15/C/S, £12, 15 ohms only; **Goodman Axiom 12**, twin cone, £8/8; all post free from stock and fully guaranteed. **FRITH RADIOCRAFT, Ltd.**, Leicester. [10082]



FURTHER INFORMATION ON THE NEW HARTLEY-TURNER PRODUCTS

The two new very low distortion amplifiers are now ready. Except for different output power they are identical in circuit, layout and performance. Requiring 0.5 volt input, they give 20 or 14 watts output with extremely low distortion and phase-shift. Negative feedback is variable within wide limits, and operates over the whole amplifier and output transformer. Even a high percentage of feedback does not cause incipient instability on transients. Power unit and amplifier are assembled on one chassis, 12 x 8in. Overall height is 8½in. Weight of 20 watt amplifier is 26 lb.; of the 14 watt, 23 lb. Power supply for a radio unit and a pre-amplifier is provided.

20 watt Amplifier..... £33 0 0
14 watt Amplifier..... £30 10 0

Tone-control and pre-amplifier unit
This unit is of very advanced design, and will give the proper correction for all types of pick-ups and recordings, whether standard or microgroove. Continuously variable bass and treble boost and cut are available without using resonant circuits. It can be used remote from the main amplifier, and where complete tone-control is required on the playing desk, it is ideal for the job. Can be used with any good amplifier. Price and further details on request.

New Lightweight Pick-up for all types of records. This pick-up was primarily designed for microgroove vinylite records which demand extreme freedom of stylus movement and very light weight. We have evolved a system of interchangeable styluses which will never need replacing—diamond for shellac records and tungsten carbide for non-abrasive plastic records. In case the price of a diamond stylus is beyond the means of the user, a sapphire or tungsten carbide stylus can be used with shellac, but must not be removed until worn out. Until microgroove records are available on the British market this restriction of use is not important, but with our new pick-up you will be ready for them when they come. The price is very low and will come as a pleasant contrast to the existing high cost of high-fidelity pickups. Price and further details on request.

Send today for free descriptive literature on these and our other products. In particular the Hartley-Turner 215 Speaker is winning hosts of new friends in what is usually called the dull season of radio. At £9 it is absolutely unapproached for three-dimensional wide-range reproduction even in speakers costing much more.

If you have not read "New Notes in Radio" send for your copy today, price 2/6. It is now accepted as a completely honest and impartial guide to high-fidelity reproduction. Subscribers to our technical data sheet service (2/6) will shortly receive new data sheets dealing with new developments.

H. A. HARTLEY CO. LTD.
152, HAMMERSMITH ROAD
LONDON, W.6. RIVerside 7387

NEW LOUDSPEAKERS

H1-F1 reproducer cabinets and playing desks to match; slamp, leaflets.—Cabinetware, 1A, Heyes St., Blackburn. [0090]

LOUDSPEAKERS—SURPLUS AND SECONDHAND

VOIGT H.C. corner horn bass chamber with twin cone speaker and field rectifier, u.c. all in good condition: £20.—Carter, 80, Winchcombe St., Cheltenham. [5285]

STOCK of P.A. contractor for sale: horn and cabinet speakers, ball microphones, stands, amplifiers, batteries, charger, pick-ups, Avometer, etc.; also Austin van, typewriter; list.—Selby, 211, Garratt Lane, S.W.18. [5315]

LOUDSPEAKERS in stock for immediate delivery; brand new by famous makers at knockout prices: PM 5in. 10"/-; 6½in with trans. 15"/-; 8in. 16/6; 10in. 22"/-; mains energised 1250 ohm Field 8in. 15"/-; 10in with trans. 22"/- (add 9d post).—Roding Labs., 70, Lord Avenue, Ilford. [4753]

NEW P.M. speakers, all carriage paid, 8in Celestion, 12/- each, or box of 4 at 43/-; 10in Goodman with dust cover, 19/- each, or box of 4 at 70/-; Rola Regal in moulded bakelite case, 8in. 8in. 27"/- (list 54/6); or 6 at 150/-—Ward, "Corfield," West Cliff, Dawlish, Devon. [5015]

SELLING out: As new Voigt Twin, with S French polished ne. horn and power supply, 5ft rack, 2in panels, 450v main trans, with metal rectifier, VCR97 and p w'er supply, 4ft cupboard and miscellaneous components, 11 band rotary coil turret, two stage; best offer.—30, Darbishire Rd., Fleetwood. [5275]

TRANSMITTING EQUIPMENT

TR9 transmitter-receivers; these were formerly sold at £6 each, the remaining few to be cleared at 25/- carriage paid.—THE STAMFORD RADIO CO., 199, Stamford St., Ashton-under-Lyne, Lancs. [4795]

TWO Finch Facsimile Transmitter/Receivers, type FRS 140-C, for sale, in good condition; used less than 50 hours.—Apply Box 3363, [5252]

HALLICRAFTER transmitters, Type HT4E (4BC610), complete to makers' latest specification, covering all frequencies from 1mc to 30mcs, complete with speech amplifier, connecting cables, etc.; limited quantities only now available.

PANORAMIC adaptor, Type MC444, British-made, suitable fitment to any good-class communication receiver, in addition to all Hallicrafter models, immediate delivery.

HALLICRAFTER official sole agents in U.K. including service and spares.

McELROY ADAMS MFG. GROUP, Ltd., 46, Greyhound Rd., London, W.6. Tel. Fulham 1802. Cables, Hallicraft, London. [5212]

NEW DYNAMOS, MOTORS, ETC.

BATTERY chargers, 4 models 2-6-12v, 1-2-4 amp D.C.; any mains voltage; also larger types special transformers, chokes, test gear, inferior car heaters, etc.—The Banner Electric Co. Ltd., Hoddesdon, Herts. [2212]

JANETTE d.c. to a.c. rotary converters, 200/250 volts d.c. input, 200/250 volts, 50 cycles, 1-phase, a.c. output 300 watts, new £20; 500 watts, £23; complete with smoothing for television and radio.—Johnson, 319, Kennington Rd., London, S.E.11. Reliance 1412-3.

ALL types of rotating electrical machinery up to 20kva available, including rotary converters, rotary transformers, motors, petrol and diesel-engined generating plants, alternators, and d.c. generators. We are also in a position to quote for power transformers; as actual manufacturers we will be glad to quote for any quantity for home or export.

REVOLVING armature alternators, with separate exciter generators, 4-pole ball bearing, 1,500 rpm, output 230v, 50 cycles, 2.25kva, excitation at 24-30v, price £29; ditto, 2-pole, ball bearing, 3,000rpm with 4kva output, £29.

ROTARY transformers, input 20v d.c., outputs 6.5v d.c. and 300v d.c., permanent magnet field, 20v; ditto, input 26v d.c. and 1,200v, 70ma d.c. output, energised field, 35/-; ditto, input 12v d.c., output 500v, 90ma d.c., energised fields, 35/-.

PETROL electric generator plants, comprising a J.A.P. No. 2a single-cyl. engine coupled by vee rope drive to an alternator, giving an output of 230v, 50 cycles, 400 v.a., with screened ignition and filtering on generator, eminently suitable for operating television and radio on farms, etc., price £40; such plants can be supplied with various outputs, a.c. or d.c., for other applications.

CHAS. F. WARD, Loderscroft Works, Haverhill, Suffolk. Tel. 253. [0039]

ELECTRIC motors, new, ¼hp, 230v a.c., s/ phase, shaft 1½in x ¼in, £5/12/6, plus 4/6; bench grinders, ex-Govt., 230v a.c., fitted with 4in gunstone, no radio or tele interference. 37/6; twin fast 10amp cab tyre cable, flexible, 1½ per yd.; 80-watt fluorescent control ballast 210-240v o.c., with tube holders, ready for use. 49/3.—Malden Transformer Supplies, The Arcade, opposite G.P.O., George St., Richmond, Surrey. [0058]

THE THEORY AND DESIGN OF INDUCTANCE COILS

By V. G. WELSBY
Ph.D., A.M.I.E.E.

Post Office Research Station

Intended primarily to assist the circuit designer to select the coil design most suitable for a given purpose, and predict the changes to be made in a given design to obtain changes in performance; it will also appeal to electrical engineering students.

Illustrated

18/- net

MACDONALD & CO.

(Publishers) Ltd.,

43 Ludgate Hill, E.C.4.

NEW STC SELENIUM RECTIFIERS.
Largest L.T. range in Great Britain. Current products. NOT surplus. Revised prices following makers' increase on Nov. 11 last. E.H.T. H4/200, W.V.V. Telesistor, 29/6, H4/100 VR97, 19/6 post free.

HALF-WAVE RECTIFIERS.

16v., 2a., 7/-; 1a., 8/6; 2a., 9/10; 3a., 16/9, all post 6d. 4a., 18/-; 6a., 22/6, post 10d. 30v. 1a., 12/6; 2a., 14/8; 4a., 26/-; 6a., 38/6; 48v. 1a., 16/6; 2a., 21/-; 4a., 37/6; 6a., 54/-; 100v. 2a., 36/6; 4a., 69/-; 6a., 100/-, all post 1/-.

HALF-WAVE HEAVY DUTY, 7½in. SQUARE COOLING FINS.

16v. 5a., 22/6; 10a., 24/6; 30v. 5a., 37/-; 8a., 40/6; 48 v. 2.5a., 27/6; 5a., 50/6; 8a., 57/-, all post 1/-.

BRIDGE CONNECTED FULL WAVE.

17v. 1.25a., 12/9; 2a., 16/4; 2.5a., 21/3; 3a., 23/-; 4a., 26/-; 5a., 27/6; all post free. 33v. 2a., 19/6; 1a., 22/6; 1.5a., 29/6; 2a., 32/6; 3a., 37/6; 4a., 45/6; 5a., 46/6, all post 10d. 54v. 1.5a., 41/-; 2a., 50/-; 3a., 57/-; 5a., 70/-; 72v. 1.5a., 53/-; 2a., 64/-; 100v. 1.5a., 76/-; all post 1/-.

BRIDGE CONNECTED HEAVY DUTY 7½in. SQUARE COOLING FINS.

17v. 6a., 36/2; 10a., 44/-; 12a., 76/-; 20a., 84/-; 33v. 6a., 68/-; 10a., 75/-; 12a., 132/-; 20a., 148/-; 54v. 6a., 95/-; 10a., 106/-; 72v. 6a., 122/-; 10a., 138/-; 100v. 10a., 200/-, all post 1/4.

BRIDGE INDUSTRIAL FUNNEL COOL.

17v. 12a., 80/-; 20a., 92/-; 30a., 130/-; 50a., 198/-; 33v. 6a., 73/-; 10a., 84/-; 12a., 132/-; 20a., 152/-; 54v. 6a., 97/-; 10a., 114/-; 72v. 6a., 120/-; 10a., 144/-; 100v. 6a., 168/-; 10a., 202/6, all post 1/6.

VALVE CHARGER REPLACEMENTS.

No wiring alterations. Philips & Tungar. 2-12v. 4a. Chargers, 200/250 A.C., £5/10/-, del. free.

Wholesale & Retail

T. W. PEARCE (Est. 18 yrs.)
66 GREAT PERCY STREET, LONDON, W.C.1
Off Pentonville Rd. Between King's Cross and Angel

DYNAMOS, MOTORS, ETC.—SURPLUS AND SECONDHAND

ROTARY convertor, perfectly smoothed, both h. elec. and mech., 230 d.c.-230 a.c., 200w; offers.—Rom. 2547. [5268]

E.D.C. rotary converters, 12v d.c. input 230v a.c. output 150 to 300 watts, in cabinet; 5ans.—Collins Radio, 24, Lilyville Rd., S.W.6. Renown 4178. [5307]

PUSH-BUTTON start, Onan, new, unused, 30-36v, 1.25kw, d.c. lighting and charging plant, 1 cylinder, 4-stroke, side valve, air cooled, petrol tank, only 900 rpm, ammeter, cut out, etc., £26 delivered. [5268]

CHORE HORSE push-button start, 15v 300watt d.c. plant, 4-stroke, air cooled, exhaust box, ammeter, auto cut out, field reg., etc.; £12; used, good condition, tested. [5268]

J.A.P. No. 2 engine 12hp complete, petrol tank, etc., instruction book, tools, new and unused, this engine is not ex-Govt. or surplus; £14, del. [5268]

12-32v generators 298watt (for above J.A.P. engine) with, or without, control box, ammeter, cut out, etc. [5268]

WISCONSIN petrol engine 4-stroke air cooled by fan, side valve, 375cc complete, petrol tank, 1½gall. and filter, exhaust box, handle start, mag. impulse coupled 18mm plug, detachable head, alu. piston, 1½in shaft, big end inspection plate, fitted governor 2,000 rpm, guaranteed new unused external paint soiled; £12/10, and 10/- carr. Eng. and Wales; 12-18v 550watts heavy duty lighting plants, complete with control box, petrol or T.V.O.; 6v 85amp (at 10hr. rate), h. duty batteries in crate, new, £3/10 del., new but slightly damaged, perfectly usable, £3 del. [5268]

12-36v, 1.25kw charging boards and field circuit res., 4 12a charging circuits, 5mc ammeters, 1mc v/meter, switches, Silydiok fuses, 5 var. res., 2 cut outs steel case, new, crated, £4/15 del.; h. duty rubber covered cable 50amp 10yds 19/6; 25 240watts lamps, 2/6; 12v 350watts 3/- new Selenium rectifier units 200/250v input; 160-200v d.c. output ¼amp, steel case, 30/- and 2/6 carr.; Zenith res. 2½ 16a., 5Ω, 10a. 19/6. p. free; see displayed add. page 76 for S.T.C. rectifiers. [5268]

PEARCE, 66 Gt. Percy St., London, W.C.1. [0014]

NEW TEST EQUIPMENT

AVAILABLE for early delivery, two-beam switch unit, valves, self-contained power pack, variable switching frequency, provisional price, £10/14/6, enables two separate traces to be displayed on standard oscilloscope. BERNARDS, 12, Chelverton Rd., Putney, London, S.W.15. Put. 7538. [5198]

OSCILLOSCOPE and Wobulator complete, £20; T.B. c/s 10 to 350,000 c/s X and Y plate amplifiers, easy to handle, has outstanding performance, fully guaranteed, immediate delivery with set of leads and booklet "Oscilloscope Technique"; further details from the manufacturers.—Erskine Laboratories, Ltd., Scalby, Scarborough. [3456]

TEST EQUIPMENT—SURPLUS AND SECONDHAND**INSTRUMENTS.**

2IN SQUARE oil meters, scaled 0-120° F.S.D., 150 micro-amps, 3/-; 2½in m/c 0-10 milliamperes, 7/6; 4½in hot wire, 0-2 amps, 6/6; 2½in m.c. 500 microamps, scaled 0-15-600 volts reg., ext. res., 4/6; visual indicator with 2-60 microamp milliamperes, 6/6; 2in, 0/40 m/c voltmeters, 5/11; send 2½ stamp list.—Passingham, 95, North St., Kelghley. [0092]

SURPLUS and almost unused test equipment; best offer accepted. [5268]

MODEL 7.50 range universal Avo meter, with carrying case. [5268]

MODEL T.F.1952 beat frequency oscillator (Marconi). [5268]

MODEL T.F.428B/1 valve voltmeter (Marconi). [5268]

COSSOR double beam oscillograph. [5268]

SET transportable wireless masts. [5268]

P. & D. MOTOR DEVELOPMENT Co., Ltd., 139 Kennington High St., London, W.8. [5266]

HUNT'S capacity bridge, as new, unused, perfect, £10/10.—C. R. Young, 134, Old Shoreham Rd., Southwick, Sussex. [5320]

MULLARD Master test board, 500 test cards; Weston E665 test set, multi-range; Weston 336 signal generator; the lot, £7.—Box 3360. [5245]

CLOUGH-BRENGLE oscilloscopes, 230-volt, £12/10; also Marconi V.V.s, S. Gens. etc. General Radio S gens. Taylor valve testers, etc. etc.—List on request to R.T. & I. Service, 254 Grove Green Rd., London, E.11. Ley. 4986. [0056]

ENTIRE contents of well-equipped electrical and chemical laboratories for sale, covering Q meters, radio frequency measuring instruments, Bridges R.F., moving coil instruments, avometers, scales, microscopes, etc.—Apply for complete list to Trolox Engineering Co., Ltd., 130, Mount St., W.1. [5242]

NEW GRAMOPHONE AND SOUND EQUIPMENT

MAGNETIC tape, Emtape type 65 on 1,200ft spool, 25/-; paper tape, 20/-; blank recording discs, 12in d/sided, 4/6; all from stock; full trade terms available. [5335]

SOUND DISCS (SUPPLIES), Ltd., 178, Bishopham Rd., Southampton, Lancs. Tel. 8153. [5335]

GALPINS**ELECTRICAL STORES**

408 HIGH STREET, LEWISHAM, LONDON, S.E.13

Telephone: Lee Green 0309. Near Lewisham Hospital.

TERMS: CASH WITH ORDER. NO C.O.D.

EARLY CLOSING THURSDAY

FROM 9a.m. UNTIL 4p.m. SATURDAYS

EXTENSION P.M. SPEAKERS. 3½ inch by well-known makers will handle ¼ watts. New boxed, 7/6 each. Post 9d. [5268]

EX-R.A.F. D.C. TO D.C. MOTOR GENERATORS. 24/28 Volts input 1,200 volts 72 M/amps. output, as new 7/6 each post 1/6. [5268]

EX R.A.F. MICROPHONE TESTERS. These contain a 2½in. scale 0 to 450 Microamp meter shunted to 1 m/amp. calibrated 0 to 10 volts moving coil, complete with 1 m/a. rectifier, "Mike transformer," etc., all contained in polished wood box, as new, 17/6 each. [5268]

EX NAVAL SOUND POWER TELEPHONE HANDSETS, comprising earphone and microphone, no batteries required, complete with wall bracket, as new, 15/- per pair, 1/6 post. [5268]

MAINS TRANSFORMERS, 230 volts A.C., 50 cys. input 1½ volts 50 amps. output, 52/6 each carriage 5/-; another auto wound, output 14 and 17 volts output at 30 amps., 35/- each, carriage 3/6; another with 2 x 4 volt 20 amp. windings, 25/- each, P/1. [5268]

EX NAVAL ROTARY CONVERTORS, 220 volts D.C. input 50 volts, 3 phase, 50 cycles at 3½amps. output, 55/- each, carriage 5/-. [5268]

MAINS TRANSFORMERS, 230 volts, 50 cycles, 1 phase input, 700/0/700 volts 70 m/amps, 4 volts 2 amps., 12 volts 1 amp. output, 25/- each, post 1/6; another auto wound "booster" transformer tapped 0, 200, 215, 235, 250, and 265 volts at 1.25 amps., 10/6 each, carriage 1/-. [5268]

PRE-PAYMENT 1/1-SLOT ELECTRIC LIGHT CHECK METERS, all electrically guaranteed, 200/250 volts 50 cys. 1 ph., A.C. input, 2½ amp. load, 27/6 each; 5 amp. load, 35/- each; 10 amp. load 42/6 each; 20 amp. load, 50/- each, carriage 2/- extra; in quantities of one dozen or more a special discount of 10%. [5268]

MAINS TRANSFORMERS, 200/250 volts 50/1 ph., in steps of 10 volts. Output 500/0/500 volts 300 m/amps., 6.3 v. 8a., 6.3v. 8 a., 6.3v. 4a. 5v. 4a., 4v. 4a., at 67/6 each; another same input, outputs, 450/0/450 volts 300 m/amps., 6.3 v. 8 a. 6.3v. 8 a., 4v. 4 a., 5v. 4 a., at 62/6 each. [5268]

POWER TRANSFORMERS AUTO WOUND voltage changer tapped 0, 110, 150, 190, and 230 volts at 1,600 watts, £5/5/- each, carriage 3/6; ditto 2,000 watts, £6/5/- each, carriage 3/6; another tapped 0, 110, 200, 230 volts at 350 watts, at 47/6 each, carriage 2/-. [5268]

ELECTRIC LIGHT CHECK METERS, quarterly type, for sub-letting garages, apartments, etc., all fully guaranteed electrically, for 200/250 volts A.C. mains 50 cys. 1 phase, 5 amp. load, 17/6 each; 10 amp. load, 20/-; 20 amp. load, 25/- each; 50 amp. load, 37/6 each; 100 amp. load 45/- each; carriage 2/- extra on each; special discount of 10% on quantities of one dozen or more. [5268]

IDENTICAL MAIN VARIABLE. Resistances (Dimmers) 700/750 watts from full/bright to b/out worm wheel control, as new 27/6 each, carriage 2/- total resistance 60 ohms. [5268]

MAINS TRANSFORMERS INPUT 200/250 VOLTS, 50/1 in steps of 10 volts, output tapped 0, 6, 12 at 24 volts at 10/12 amps., 47/- each; ditto as above but at 25/30 amps. output, 68/6 each. [5268]

MAINS VARIABLE SLIDER RESISTANCES, protected type by well-known makers, 450 ohms, .9 amps., 22/6 each; ditto 1,500 ohms to carry .45 amps, 22/6 each, not protected, 0.4 ohms to carry 25 amps., 10/- each; 14 ohms to carry 1/4 amps., 12/6 each; 5.7 ohms to carry 8½ amps., 15/- each; 60 ohms to carry 1½ amps, 15/- each. [5268]

MAINS TRANSFORMERS, input 200/250 volts in steps of 10 volts, output 350/0/350 volts 300 m/amps. 4 volt 8 amp., 4 volt 4 amp., 6.3 volts 6 amp., 6.3 volts 2 amp. tapped at 2 volts (electronic) at 57/6 each; another same input as above output 500/350/0/350/500 volts 250 m/amps 5 volts tapped at 4 volts 4 amps twice, 6.3 volts tapped at 2 volts 2 a.c., 67/6 each. [5268]

SWITCH-BOARD A.C./D.C. AMPMETERS, Oto 14 amps. 4½in. scale by well-known makers, as new, 25/- each. [5268]

MAINS TRANSFORMERS, 200/250 volts input in steps of 10 volts, output 350/0/350 volts 180 m/amps., 4 volts 4 amp., 5 volts 3 amp., 6.3

volts 4 amp., 37/6 each, ditto 500/0/500 volts 150 m/amps. 4 volts 4 amp., 5 volts 3 amp., 6.3 volts 4 amp., 42/6 each; ditto 425/0/425 volts 180 m/amps. 6.3 volts 3 amps twice, 5 volts 3 amps. (Williamson Amplifier), 39/6 each; Ditto: 350/0/350 volt 180 m/amps. 6.3 volts 8 amp 5 volts tapped 4 volts 3 amps., 37/6 each. [5268]

CELL TESTING VOLT-METERS, moving coil, reading 3/0/3 volts by well-known makers, complete with test leads, 7/6 each. [5268]

EX R.A.F. ALTERNATORS, 230 volts 50 cycles input, 250 volts 625 cycles 1 phase output at 60 watts. These are separately energised by 24 volts at 0.4 amps., 65/- each, carriage 5/-. [5268]

I.F.F. UNITS, EX R.A.F., containing 10 valves all useful, also a 24 volt input 450 volt output rotary transformer and many useful condensers and resistances. The rotary transformer can easily be arranged to work off A.C. mains as a motor, approx. ¼ h.p. A few only, to clear, 20/- each, carriage paid. [5268]

MAINS TRANSFORMERS, 200/250 volts. input in steps of 10 volts, output 350/0/350 volts 300 m/amps., 4 volts 4 amp., 5 volts 4 amp., 6.3 volts 8 amp., 6.3 volts 8 amp., 62/6 each. Smoothing chokes 10 Henry 100 m/amps. 200 ohms D.C. resistance, 5/- each. [5268]

EX G.P.O. GALVONOMETERS, vertical type, reading 30/0/30 polarised, 8/6 each; rectifiers, output 50 volts 1 amp. D.C. from a 70/75 volt A.C. input, 8/6 each, post 1/6. [5268]

METERS ALL BY WELL-KNOWN MAKERS as new, 2in. scale moving coil 0 to 20 volts, 5/- each, 0 to 40 volts 7/6 each, 0 to 10 amps, 12/6 each; post 6d. Thermo coupled 2½in. scale 0 to 4 amps 7/6 each 2½in. A.C. D.C. 0 to 20 volts 10/ each. [5268]

EX GOVERNMENT AUTO WOUND TRANSFORMERS (as new) 1,000 watts output 115/230 volts or vice versa, £4/10/- each, carriage 5/-; another 1,000 watts from 5 to 230 volts with 32 various tappings inclusive of 110, 150, 60, 90 etc., all tapping at 1,000 watts £5/10/- each, carriage paid. [5268]

MAINS TRANSFORMERS 230 VOLTS, 50 cycles 1 phase input/output, 4 volts 5 amps three times, 16/- each; another 6.65 volts 5 amps twice 16/6 each; another input as above, output 150/0/150 volts 150 m/amps. 6.3 volts, 8 amps 5 volts 2 amps, 16/6 each; all carriage paid. [5268]

EX GOVERNMENT CHARGING SWITCH-BOARDS, 550 watts containing five moving coil 2in. scale volt and amp meters, five variable resistances, three cut-outs, good condition, at 75/- each, carriage 5/-. [5268]

MAINS BOOSTER TRANSFORMERS, 1,500 WATTS, tapped 0, 6, 10, 19, 175, 200, 225, 240, and 250 volts, good condition, electrically guaranteed, £4/10/- each, carriage 5/-; another double wound 4,000 watts, 130 to 250 volts or vice versa £7/10/- each, carriage 10/-. [5268]

D.C. MOTORS 110/230 VOLTS, rated at 1/12th h.p. with laminated fields suitable when fields are rewound for A.C. mains, 17/6 each; ditto half the above size, 10/- each; another 100 volts D.C. approx. ¼ h.p. chunt wound solid field, 1,500 R.P.M., 10/- each. [5268]

EX R.A.F. CRYSTAL MONITORS (less valves and crystals) sold for component value only, containing many useful parts, condensers, resistances, transformers, the whole a very good basis for a miniature 3-valve, complete in wooden carrying case (condition as new), 5/- each, post free. [5268]

EX NAVAL CATHODE RAY INDICATOR UNITS, as new, containing loads of very useful components, condensers, resistances, transformers chokes, etc., etc., weight 90 lb. last few to clear 25/- each, carriage paid. [5268]

MAINS TRANSFORMERS, 230 VOLTS, INPUT, 525/0/525 volts 150 m/amps., 6.3 volts 5 amps., 5 volts 3 amps., 55 volts 50 m/amps output, 30/- each; another 12 volts 12 amps output, 27/6 each; another tapped 35 at 45 volts at 20 amps. output, 65/- each. [5268]

ALL GOODS SENT ON 7 DAYS' APPROVAL AGAINST CASH, all letters answered. We regret we have no lists available at present. We would be pleased to quote. [5268]

DUKE & CO.

SHORT WAVE SUPERHET, complete (No. 18) for only 25/-... Fully tested and only requires connecting up...
WALKY TALKY NO. 58. All new valves in best class condition, one valve (A.T.P.4) and switch (send-receive) only removed. 17/6 bargain (500 only available). Circuit and switch connections supplied.
100 RESISTORS 10/-... Assorted sizes and wattages, these are all popular sizes. We are receiving many repeat orders.
SPEAKERS. 5in. P.M. 9/6; 6in. P.M. with transformer, 15/3; 8in. P.M. less, 18/6; 10in. P.M. 19/6; Truvox Elliptical P.M. 19/6; 12in. P.M. Truvox 35/-.
MORSE KEYS. Good condition, 9d.
METERS. 0-40, 2 1/2in. square, 2/6 each.
ELECTROLYTICS. Bargain parcels: 3-25 mfd. 25v. and 3-4 mfd. 200v. midgets, 3/- 1/2 lot. 16+8 mfd. 400v., 2/6; 16+14 mfd. 350 v., 3/6; 8 mfd. 240; 8+8 mfd. 240; 16 mfd. 3/6.
HEADPHONES. Low resistance, 250 per pair; D.L.R. super sensitive balanced armature, 3/6; moving coils, complete with hard microphone, 8/6.
GRAM-MOTOR. New, A.C. complete with turntable, 9in. Elm Drive, 39/6, P.T. 20/7.
T.V. MAST BRACKETS to fit to chimney, galvanised, 4/6.
T.V. AERIAL. Heats only to fit extension arms, connect to lead-in, 2/6.
STEEL SPARE VALVE BOXES. Lined and subdivided with felt, to make space for 4 valves. They cannot rattle or suffer any damage at all. Size 5 1/2 x 4 x 2 1/2in. 10/4 each.
FIBRE AERIAL MAST. 16ft. high, 10/-; 30ft. high, 17/-.
STRAINERS. 4 eggs on wire, adjustable strainers, etc., 1/9.
SMALL PORCELAIN Egg Aerial Insulators, 6d. each. Heavy porcelain stand-off insul. tops, main type, for overhead fixing to walls, roofs, poles, etc., 1/6 each.
CROKES. Midget, made by well-known firm, 40 m.a. 300 ohms, 10 1/2in. dia. 4 for 5/-.
ADJUSTABLE PRESSURE SWITCHES. Ideal for liquid or air, 2/6.
PLY-WOOD. Pre-war used, minimum sizes 3/16in. thick: 70 x 39in. 10/-; 3ft. x 2ft. 3/-; 3ft. x 17in. 2/-... Regular but limited supplies.
DUNLOPILLO, 14 Monette covered seats or backs 12/6 each, plus carriage 2/-. When reuniting C.W.O. please allow sufficient for postage. Send stamps only for Special Summer Price List. Trade enquiries invited. Order now in confidence of our money back guarantee.

219 ILFORD LANE, ILFORD, ESSEX
 Ilford 0295

NEW GRAMPHONE AND SOUND EQUIPMENT

INFINITE baffle corner deflectors, scientifically designed acoustic chambers for 8 to 15in speakers; lists.—Broadcast & Acoustic Equipment Co. Ltd., Tombland, Norwich. 10064

TRANSFORMERS. tone control and loud speaker filter chokes for all "W.W." circuits; special designs promptly made.—R.C. Carfe, 10, Lang and Crescent, S. Stanmore, Middx. Wor. 5321.

CINE-VOX disc recording machines, type C/13; a precision-built unit in chassis form, fully assembled and ready for immediate 5in to 13in recordings from existing amplifier and microphone equipment or from conventional radio or radiogram apparatus; price 25gns ex works.

COMPLETE recording channels with amplifier and moving-coil microphone from 60gns. Write for details to Kine-Technic Services, Ltd., 60, Aylward Road, London, S.W.20. Tel. Liberty 2426. Callers by appointment only. 5210

TAPE recording decks; a precision finished deck comprising two motors, high fidelity sound and erase head, high speed capstan of unique design suspended between ball races with heavy fly wheel to insure freedom from wow; no unlacing of tape for rewind; deck finished in black crackle, size 14.5 x 12in.; £20. 1/2 in tape heads standard type record/playback; £11/10; erasing head, £1/10.
HIGH fidelity tape heads as fitted on our decks record/playback; £4/10; erase head; £4/10; osc coils; 15/-; bias circuits supplied free; trade enquiries invited.
MORECAMBE SOUND SERVICE, 4-6, Green St., Morecambe. Tel. 1161. 10078

MOTORS. BSR shaded pole type, for recorders, etc., R1 32/-, R2 25/-; BSR gram motors rim drive, diecast turntable, £3/4/3; Collaro AC47 centre drive, variable speed, 12in turntable, £5/18/2; gram units, Collaro AC504 motor and magnetic PU, £5/3/2, or with crystal PU, £5/17/6; Garrard "S" motor and magnetic PU, £5/10/6; Garrard R070A auto-changer, non-mixer, £10/7/7; Marconi AC100. Lightweight PU, non-mixer, £10/0/8; all prices include F.T. at sent post free.

FRITH RADIOCARF, Ltd., Leicester. 10027

GRAMPHONE AND SOUND EQUIPMENT —SURPLUS AND SECONDHAND

BRIERLY ribbon pick-up and transformer; as new, unused, £5.—42, Station Rd., 5350a

RECORDING turntable in case with tracing arm, mechanism, 10 to 220 volt a.c./d.c. complete with 15ohm cutter; £10.—8, Vale Croft, Pinner, Middx 5328

SLIGHTLY used pickups, Decca 50/-; Brierley armature with trans., £6. Lexington Senior with trans., £2.—"Huntley," Arlington Rd., Southend-on-Sea. 5259

MAGNETIC sound recording wire, stainless steel, temporary wooden spools, approx. 1 1/2 hours' running time at 2ft per sec., 14/- per spool.—A. Smart, 40, Grange Rd., Halesowen.

NEW COMPONENTS

TELEKIT SUPPLY CO.
 S.L.C.S monitor units, 11in x 6 1/4in x 8 1/4in, detachable cover, hinged viewing hood incorporating 2 1/2in VCR.139, 3 valves and scanning components. the basis of an excellent oscilloscope, complete with suitable conversion drawing, 56/-; ditto but ess VCR.139, 15/-; ditto, less all valves, 60/-; ditto, empty unblemished cases, black crackled, superior finish, 10/-.

We are stockists for the "Wireless World," "Electronic Engineering," and "Viewmaster" television construction kits, and have extensive experience of their building; a free technical advice service is available to all purchasers who obtain their kit from us.

TELEVISION pre-amplifiers of universal application for either balanced or unbalanced input, with built-in power pack, to feed into any commercial television, overall bandwidth 3-8 mc/s; price 97/6.

TELEVISION coil sets, we manufacture and supply coils for all the recognised kits for either the London or Birmingham frequencies; prices on application; all goods are guaranteed wound to designers specification, power and audio transformers up to 500 watts wound to any specification, quotation by return of post; we also hold stocks of ex-W.D. valves and surplus equipment; s.a.e. for reply and price list (no callers).

TELEKIT SUPPLY CO., 51 Addington Rd., West Wickham, Kent. 5204

WIRELESS World televisors.

FOR approved components all enquiries should be addressed to the makers, "Hardparts," 228-228, Merton Rd., Wimbledon, S.W.19. Lib. 7461. S.a.e. for replies. 10053

"W.W." televisor components to exact specification.

LINE O/P transformer, 50/-; deflector coil assembly mounted on adjusting panel complete and wired to tags 2/6; main transformer, 80/-; L.F. choke, 5s/6; blocking osc. transformer, 15/-.

E.P.D. TRANSFORMER PRODUCTS, 31, Queens-town Rd., Lavender Hill, Battersea, S.W.8. Tel. Macaulay 4180. 5332

It Pays to Purchase ELECTRADIX•BARGAINS

TRANSFORMERS. B.T.H. double wound 200/230/250 volts input 2 volts 20 amps, and 75 volts 6 amps output with 15 taps, 45/-, carr. 5/- extra. Foster 100 watt 50 volts 2 amps, suitable for soil warming, 15/-, postage 2/-... Large double wound Transformer 230 volts 50 cy. input 53 volts 15 amps. 6 volts 5 amps. 0-30 and 0-60 volts 1 amp. output, £5. Auto Transformers 230 volts to 110 volts 85 watts 25/-, 1 K.W. £6/10/-.

LIGHTING PLANTS. The famous CHORE-HORSE 300 watt plant; portable, for Caravan, Bungalow or Farm outhouse lighting; 1 h.p. single cyl. 4-stroke engine 12/15 volt D.C. Generator with Fuel Tank and Switchboard, £12, carriage extra. Write for List "L.P." of A.C. and D.C. Lighting Plants 300 watts to 3 K.W. in stock.

MOTOR PUMPS. 12 volt D.C. Motor Pumps 100 g.p.h. for caravan or motor boat 10ft. head, £5. Stuart Turner 230 volt A.C. Motor Pump for garden fountains, etc. 100 g.p.h., £5/15/-, foot valve and strainer 2/- extra.

DYNAMOS. 12 volt 10 amp. for windmill 1,400 r.p.m. C.A.V., 40/-, carr. 5/-. 24 volts 10 amp. 2,500 r.p.m., 70/-, carr. 5/-. 24 volts 30 amps. 1,200 r.p.m., totally enclo., £15. 24 volts 18 amps. 1,200 r.p.m., vent. enclo., £12/10/-, carriage 5/-.

METERS. Voltmeters 2in. flush panel 30 volts 4/-, 2 1/2in. C.Z. 100 volts 6/-. Ammeters 2in. C.Z. 50 amps, 4/6, 20 amps, 4/6, Milliamps 2 1/2in. 0-15 m.a. 4/6. Cell Testing Voltmeters, moving coil Evershed and Walsall in leather case with spikes, reading 3-0-3 volts, 12/6. Galvanometers, in pol. wood case with glass front, 100 ohms calibrated 2 1/2 microamps. per div. at 1 metre, moving coil mirror reflecting lab. type, £5.

FREQUENCY METERS. Ironclad flush Panel Meters 5in. dia. 45/60 cy. 230 volts, £4/10/-.

RECTIFIER UNITS, ex G.P.O. Westinghouse Rectifier units 230 volts A.C. to 24 volts 3 amps. D.C. in ven. metal case, £8.

Please include postage for mail orders.

ELECTRADIX RADIOS

214 Queenstown Road, London, S.W.8
 Telephone: MACaulay 2159

"You can rely on us"

FOR CLEAN COMPONENTS AT COMPETITIVE PRICES

- IMMEDIATE DISPATCH**
- SPEAKER TRANSFORMERS**
 Super Midget for "Personals" to match 384, D192, etc. 4/3
 Pentode output type, standard size, 26:1 4/6
 Triode output type, standard size, 30:1 4/6
 Push-Pull 6L6, 6V6, to match 15 ohm or 2-3 ohm 8/6
- FILAMENT TRANSFORMERS**
 200/240 v. to 6.75 in. dia., black crackle finish, small 8/6
 200/240 v. to 4 v. at 3a., black crackle finish, 12/6
- LOUDSPEAKERS**
 Celestion 2 1/2in., 25/6; 5in., with dust cover, 9/9; 5in. Television Lightweight small magnet, 10/6; 6in., 12/6; 6 1/2in., with Transformer, 15/-; 8in., with transformer, 19/6; 10in. Lightweight, 21/6; 12in., All Standard 2-3 ohm speech coils. 39/6
- CROKES**
 Midget type 30 m.a. 4/6; 60 m.a type 70 m.a 150 ohms, beautifully made, boxed 5/-
 150 m.a 10 hy. 11/8
 250 m.a 5 hy. 150 ohms, shrouded, 21/-
- ELECTROLYTICS**
 4 mfd. Cardboard tube, 350 v., 1/6; 8 mfd. 450 v. Midget, 3/6
 8 mfd. 500 v. Card Tube, 3/-; 16 mfd. 350 v. Aluminium Tube 2/6
 8-8 mfd. 450 v. Midget, 4/-; 8-8 mfd. 500 v. Card Block 4/9
 16-16 mfd. 450 v. All. Tube, 7/6; 8-16 mfd. 450 v. All. Tube, 5/6
 16 mfd.-24 mfd. Card Tube, 8/- 8-8-8 mfd. 400 v. All. Tube 5/6
 32 mfd. 350 v. All. Tube, 3/-; 32-32 mfd. 450 v. 9/6
 25 mfd. 25 v. All. Tube, 1/6
- COILS**
 Wearth "P" Coils, full range each 3/6
 T.R.F. MW/LW with reaction (Circuit) 7/6
 Medium Wave (iron-cored) with reaction 3/6
- VIEWMASTER TELEVISOR**
 7 Point-to-point circuits and booklet, post free 5/6
 State London or Midland. All components stocked.

HOST OF OTHER LINES
 Write, phone or call for:
NEW CATALOGUE No. 7 and List. 2d. Stamp.

RADIO SERVICING Co.

444, Wandsworth Road, London, S.W.8
 Phone: MACeulay 4165.
 77, 77A, Bus; 28, Tram, Wandsworth Rd. S.R. Station.
 Open till 6.30 p.m.

OPPORTUNITIES IN RADIO



Get this FREE Book!
"ENGINEERING OPPORTUNITIES" reveals how you can become technically-qualified at home for a highly-paid key-appointment in the vast Radio and Television Industry. In 176 pages of intensely interesting matter, it includes full details of our up-to-the-minute home study courses in all branches of **TELEVISION and RADIO, A.M. Brit. I.R.E., City & Guilds, Special Television, Servicing, Sound Film Projection, Short Wave, High Frequency, and General Wireless Courses.**

We definitely Guarantee

"NO PASS—NO FEE"

If you're earning less than £10 a week, this enlightening book is for you. Write for your copy today. It will be sent FREE and without obligation.

BRITISH INSTITUTE OF ENGINEERING TECHNOLOGY
 388b SHAKESPEARE HOUSE
 1719 STRATFORD PLACE, LONDON, W.1



LIQUIDATORS DISPOSAL AGENCY

(RADIO & ELECTRICAL)

BARGAINS DIRECT FROM OWNERS

Taylor 45A Valve-Tester, A.C. 110-250 volts, tested and perfect £11 0 0

Collaro new centre-drive Gramo. Units with 12in. turntables, 12 only each £6 0 0

Denco (1949) 5 wave-band Radio in cabinet, perfect £11 0 0

S.T.C. Ball and Biscuit Mike, complete with plug, lead and transformer, in perfect condition. Model 4021A £8 0 0

S.T.C. 4017A moving coil mike with transformer, perfect £8 0 0

Recording Unit (Will Day) in oak cabinet, spring-drive motor, Permarec tracking-gear, German cutting head, meter etc., with 2 spare springs. The lot £15 0 0

Office Intercommunication Set, comprising Master Unit, 4 extensions, all leads, etc., perfect £9 0 0

16 mm. Talkie Film on spools, approx. 2,000 feet, perfect and modern. The lot £10 0 0

Ekco all-wave Radiogram (1949-50), cost £72. Our price, as new... £37 10 0

250 Classical 12in. Records, all best makes, 18 months old, very little used. In lots of 12 Each record 2 0

R-1155 Receiver, with A.C. power-pack and speaker. In good working order £10 10 0

G.B. model L-516 Sound on Film Projector, complete with speaker and resistance, in new condition. A genuine bargain £82 0 0

Crystalite Spray Outfit. Cost £28 In 1948. In new condition £10 0 0

MK58 Transmitter and Receiver, complete and perfect £11 0 0

B.P.L. A.C./D.C. Super-range Test-Meters, 1,000 o.p.v. Brand new, 2 only each £12 17 6

Hickok Valve-Tester and Test-Meter combined. 110 volts A.C., perfect £9 10 0

Weston A.C./D.C. Test-Meter, battery Signal Generator and Valve-Analyser in portable case, complete with leads, etc., perfect £11 10 0

G.E.C. 2½ kw. factory type Fan Heaters, 2 only, perfect, each £6 0 0

Avo Meter, model D, A.C./D.C. (like model 40) perfect £9 10 0

Evershed's Bridge Megger, 500 volt, 1,000 megohms, less resistance box. Cost about £45. Our price, in new condition £15 0 0

Emor Globe Radio Sets, A.C., all waves, in chrome, less valves, but checked and perfect. 4 only ... each £6 10 0

G.E.C. heavy-base Mike Stands, perfect £2 2 6

WE WELCOME CALLERS!

We have other bargains arriving daily

Cash with orders only.

All items carriage extra.

PHONE : GERRARD 5507

39a, LISLE ST., LEICESTER SQUARE
LONDON, W.C.2.

NEW COMPONENTS

HANNEY OF BATH offers:

WIRELESS World T.V. superhet; complete set of 20 coils wound exactly to designer's specification. 45/-

POLYSTYRENE formers, 1¼in X ¼in tapped 0 B.A. for slug with fixing hole, 1/-; 2¼ X ¾, 8d.

PAXOLIN formers, 1¼in X ¼in, tapped 0 B.A. with fixing hole, 9d; 2in or 1½in X ¼in, 8d; 1½ X ¾, 8d; Polystyrene varnish, large bottle, 1/10; 0 B.A. screwed rod, copper, 2/ ft; brass, 1/- ft; Eddystone 583 split stator, 7/6; B.T.H. C.G.I.-C. crystals, 1/3; H.4/200 rectifiers, 28/-; co-axial cable, 1/3 yd; Dubilier condensers, type 680, 5,000v test, 0.001, 6/6 doz; 0.002, 7/-; Reliance pots, 1k, 2k, 10k, type T.W., 4/6; 100k, 150k, 2 meg, type S.G., 5/-; Erie resistors, ½ watt, all values, 4d; also T.C.C. condensers, Dubilier drilltics, valves, tube masks, aerials, etc.; complete list, 2½d stamp please.

THE Viewmaster everything in stock, T.C.C. condensers, L'don £6/15, B'ham £7; W.B. chassis speaker, transformers, £6/5; Plessey transformers and focus coils, £5/12/6; Morganite resistors, 26/9; Colvern pots, 19/3; Westinghouse rectifiers, 62/6; Wearite coils, 22/-; Bulgin panels, switches, 12/6; detailed list on request; 2½d stamp please; Mullard 9in tube MW22-14C, £11/6/9; Mullard 12in tube MW31-14C, £15/2/5.

WILLIAMSON amplifier, Gardner output transformer, 105/-; Woden ditto, 82/6; mains transformer, 55/-; Reliance 100Ω pots, 4/6; high stability resistors (all specified values), ½ watt ±5%, 1/3; ±1%, 2/3; ¼ watt ±5%, 1/-; ±1%, 2/-; other values to order; silver mica condensers; 25 to 500pfd, -5%, 9d.; ±1%, 1/3; 1,000 pfd, 1/-; 4,000pfd, 2/-; 5 bank 6 position switch, 7/6; matched resistors supplied; send for detailed list, 2½d stamp please.

EDDYSTONE and Raymart S.W. list, 1d stamp; Wearite P coils, all ranges, 3/- ea; Denco type C T.R.F. coils, 6/6 pr.

MARCONI ac 100m auto-changer, with the new lightweight P.U., £10/0/8, matching trans. 10/-

COLLARO R.C.500 auto-changer, with either crystal or lightweight P.U., £10/15

B.S.R. T.U.2 gram. motors, £3/4/3.

ACOS G.P.20 P.U., £3/11/5; Connoiseur lightweight P.U., £3/17; Marconi No. 14 P.U., lightweight high fidelity complete with matching trans., 96/8.

GOODMAN speakers, 12in, T1205/15, £6/15.

AXIOM 12in high fidelity, £8/8.

AMPLION universal test meter ac/dc, £3/17/6.

WE supply components for all Wireless World designs; order on us for all goods (inc. valves) advertised by leading makers or get our quotation by return retail only.—L. F. Hanney, 77, Lower Bristol Rd., Bath. £5312.

THE simplest s'het pack, type M1. M.L. waves, 22/6; thousands in use.

DOUGLAS COIL Co., Brinklow, Nr. Rugby. £5072

VIEWMASTER all parts in stock; valves, tubes, cabinets.—H.G. Radio, 1350, Stratford Rd., Birmingham. 28. £5072

CHAMPION PRODUCTS, 43, Uplands Way, N.21.—Still at your service; see our displayed advertisement on page 82. £5314

BRAND new telephone handsets, carbon mike, 4-way cord and plug, latest streamline type, 10/6 each, post 9d., or 2 for £1 post free; fully guaranteed.

FRITH RADIOCRAFT, Ltd., Leicester. £0026

CRYSTAL microphone inserts (Cosmocord M.C.-6), guaranteed brand new, 15/6 post, free.—Radio-Aid, Ltd., 29, Market St., Watford. Phone Watford 5988. £0036

EHT Transformers, mains transformers, output transformers and chokes; open or potted types; transformers designed to individual specifications or in quantity.

WILLESDEN TRANSFORMER COMPANY, Ltd., 781, Harrow Rd., N.W.10. Ladbroke 2846 £0075

VIEWMASTER and E.E. specified components, also surplus components, e.h.t. transformers, 5kv 4v, 50/-, high-class job; new radios from 6½guins.—P. Kinn, 3, Hartfield Crescent, Wimbledon. £5157

THE brain of any good radio is an Osmor Q collpack, used with our matched components you can build a radio really worth boasting about, write to-day for free circuits and our latest lists, including the Bargain Bulletin.

OSMOR RADIO PRODUCTS, Ltd., Bridge View Works, Borough Hill, Croydon. (Cro. 1220.)

TELEBOOSTERS for long range television reception, super high gain single-stage pre-amplifier, 2-stage, 1 VR91 valve slug tuned London or Birmingham, co-axial plugs and sockets flying leads for high and low tension, fully screened, low noise, price £2/12/6; power units for above, £3/10; s.a.e. for trade test report.

BOSCOMBE RADIO & ELECTRIC, 595, Christchurch Rd., Boscombe, Bournemouth. Tel. 36522

TELRAD ELECTRONICS, 70, Church Rd., Upper Norwood, London, S.E.19, television components for "View Master," Belling & Lee Bulgin, Colvern, Morganite, Plessey T.C.C. Wearite, Westinghouse, Whiteley; complete parts as specified in stock; also E.E. chassis, mains transformers, etc.—Write, call or phone your order Livingstone 4878. £0020

GOOD SOUND REASONS



We do a lot of apologising these days, to our friends who await the speakers they have on order. This situation is two-edged, because much as we, in common with any producing unit, like to have a nice head of orders in hand, the fact that three weeks or more intervene between the order and delivery of standard 150 or 148a, and quite double this time for specials, may divert some who want our speakers into acceptance of a lesser standard.

Our sales are in fact well up on those for the same time last year, and we are making more, but we will not hurry or skimp the job, nor put untrained hands to it. No one who really wants NATURAL sound from radio or records will mind waiting a short while for a speaker which is going to bring such enduring and satisfying pleasure.

You may ask why we keep on advertising; to which our answer is that there are still many thousands of "Wireless World" readers who do not yet know how and why BARKER 148a and 150 speakers have in a little over two years established such a commanding reputation, and why we send them to so many places abroad as well as to hundreds of friends in Great Britain.

There are several very good sound reasons, in more senses than one, for these facts. If you seek NATURAL reproduction, write now for details.

BARKER NATURAL REPRODUCERS

BCM/AADU
LONDON, W.C.1.

**THE
BRITISH NATIONAL
RADIO SCHOOL**
ESTD. 1920

WELL-MEANING FRIENDS, *and we have many*, **SOMETIMES ASK WHY WE NEVER ADVERTISE**

"MONEY BACK IF UNSUCCESSFUL"
AND THIS IS WHAT WE TELL THEM:—

"NO B.N.R.S. STUDENT HAS EVER FAILED"

to pass his examination(s) after completing our appropriate study course.
"THIS IS FACT NOT FABLE, BUT IT DOES CONTAIN A MORAL."

A.M.I.E.E., † A.M.Brit.I.R.E. and CITY and GUILDS Radio and Telecommunications Exams., etc., etc.

† In specially approved cases.

Six months' trial period without obligation to continue.

Send for free booklet to:—

**STUDIES DIRECTOR
BRITISH NATIONAL RADIO SCHOOL
68, ADDISCOMBE ROAD, CROYDON
Phone: Addiscombe 3341**

NEW COMPONENTS

MIDGET volume control of the future. diameter the size of a halfpenny. 3in spindle. from 50,000 ohms to 2 meg. with switch. 6/-; d.p switch. 7/6; less switch. 4/-; post free; trade enquiries invited.—D. Diamond, 15, Saxon Av., Manchester. E. [4787]

TELEVISION.—Wireless World television, complete chassis sets 98/- inc. p/pack chassis; coil sets, 52/6; line transformers, 42/-; deflection coils, mounted, 35/-; focus coils, 37/6; focusing trans., 15/-; slotted formers, 1/-; pairs formers with iron cores, 10d.; polystyrene rod and cement.

EE coil sets, Midland. 18/6, with spare nuts and video choke; p/pack and t/base chassis, plated steel. 35/- pr.; folded reverb, 20/- the pair; alum. chassis. 21n turndown. 20swg. 3/- sq ft. any size while material lasts.

FOCUS rings, triode 25/- and 35/-, tetrode 20/- and 32/6 (reviewed E.E., March); television standard i.f. trans., 2/6 in. 2.5 and 13mc/s, 6/3 ea.; preamp. sets unassembled. 2 valve, L or B, 30/-; Practical Wireless t.r.f. and s/het coils and chassis; Williamson type t.r.f. coils, 7/- pair; trade enquiries invited; lists free.

BEL SOUND PRODUCTS Co., Mariborough Yard, Archway, London, N.19. Tel. North 1025. [5324]

"WIRELESS WORLD" television components, exact to spec.; deflector coil assembly, 25/-; focus coil, 27/-; block osc. trans., 9/-; superhet coils, London or Birmingham. 52/6; chassis, 92/-; rectifier 14/200, 22/5; mains transformer, 500-0-500v, 250ma, 6.3v 2a, 0-4-5v 4a, 76/-, choke.—R. F. Shilton, 19, Clarendon Rd., Salisbury, Wilts. [5276]

54⁹ only for the famous Model 30 tuning unit, consisting of 3-wave and Model 30 superhet coil pack, pair i.f. transformers, 2-gang condenser and attractive dial (8in x 6in); each component individually selected pre-aligned, sealed and the whole matched together as one unit; the superhet you build with this unit needs no further adjustment! Or supplied instead with the superb J.B. horizontal 5Pn wheel tuner and dial assembly at 75/6. Full details of these and our other high quality products (coils, I.F.T.s, mains transformers, etc.) together with many circuits and constructional tips, contained in the "Home Constructor Handbook", price 1/-. Mail order office. **SUPACOILS**, 98, Greenway Ave., London, E.17.

COMPONENTS—SURPLUS AND SECONDHAND BRAND new guaranteed goods.

MAINS transformers, fully interleaved and impregnated, primaries 200-230-250v 50c/s screened, d.r.p. through types, half shrouded, 250/0/250v 60m.a. 6.3v 2a., 5v 2a midget 2½-3-2 1/4in, 14/11; standard 260-0-260v 70m.a. 6.3v 3a., 5v 2a. Quatrad, 12/11; 250-0-250v 80m.a. 6.3v 6a., 5v 3a., for 1355 conversion, 21/9; 350-0-350v 80m.a. 6.3v 3a., 5v 2a. 17/6; 350-0-350v 150m.a. 6.3v 4a., 5v 3a., 25/9; fully shrouded types, 250-0-250v 60m.a. 6.3v 2a., 5v 2a midget 2½-3-3 1/4in, 15/6; 250/0/250v 80m.a. 6.3v 6a., 5v 3a., for 1355 conversion, 23/9; 350-0-350v 100m.a. 6.3v-4v 3a. C.T., 5v-4v 2a., 21/9; 350-0-350v 120m.a. 6.3v 4a., 5v 3a., 25/-; 350-0-350v 150m.a. 6.3v 4a., 5v 3a., 27/9; 350-0-350v 250m.a. 6.3v 6a., 4v 8a., 0-2-6.3v 2a., 4v 3a. for Elect. Engineering television, 59/6; 425-0-425v 200m.a. 6.3v-4v 4a. C.T., 6.3v-4v 4a. C.T., 5v-4v 3a., 41/11; smoothing chokes, 60m.a. 400ohms 15s 4/3; 50ohms 12s 5/3; 90m.a. 10h. 4/6; send 3d. stamp for full list of standard components at bargain prices; special list for trade.—E. Powell, 15, Queen St., Leeds, 2. [6003]

SOUTHERN RADIO'S wireless bargains:—T.R.1196 six valves superhet, complete with valves, etc., and circuit, 22/6; receivers type R1125, complete with 2 valves, 17/6; throat microphones, complete with lead and plug, 3/6; radio publications: Radio Pocket Book 1/-; Handbook of Radio Circuits 2/-; and 2/6 per book, Radio Valve Manual (characteristics and alternatives) 3/6, Manual of Direct Disc Recording 2/-; Wireless Amplifier Manual 2/-; Using Ex-Service Radio Apparatus 2/6, The Oscilloscope Design and Construction Manual 4/6; Midget Radio Construction Manual 3/6, Television Servicing Manual 4/6, World Radio Station List 1/6; Valve Encyclopaedia, 17,000 different types of valves and C.R. tubes, with all data in many languages, 42/-; please add postage for books; full publications list 2/6; good previous advertised still available; please see display advertisement in this issue Wireless World. **SOUTHERN RADIO SUPPLY, Ltd.**, 46, Lisle St., London, W.C. Gerard 6653. [6016]

FRAME aerials, M.L. chassis mounting, 94in x 54in. 7/6; manufacturers' surplus midret L.F. chokes, 2/6.

HILLFIELDS MAIL RADIO, 8, Burnham Rd., Whitley, Coventry. [6022]

1/16 hp motors, 230v. a.c., 50cps, squirrel precision made by G.E.C., brand new; 15/6; K. LOGAN, Westley, Hitchin, Herts. [4886]

YOU'LL probably get it at Smith's, Edgware Rd. Everything for the constructor from a 1/10 watt resistor to a radiogram cabinet, lowest prices, biggest variety. Metropolitan Music Hall, Pad. 5891. [6005]

OUTPUT TRANSFORMERS FOR "QUALITY" REPRODUCTION.

GARDENERS 750. Special high fidelity transformer for single PX4 or PX25 class valve. Primary 3,800 ohms. Secondary 0-2-5/57.5/15 ohms. 42/-, post free. **OP754.** Special high fidelity transformer for two PX4 class valves in push pull. Primary 6,000 ohms, centre tapped. Secondary 0-2-5/57.5/15 ohms. 48/6, post free. **OP756.** Special high fidelity transformer for two PX25 class valves in push pull. Primary 6,000 ohms centre tapped. Secondary 0-2.5/57.5/15 ohms, 41/6, post free.

5016D SALES, Type 038. Designed expressly for first-class reproduction and to suit either PX4 or PX25 valves in push pull, the primary inductance being 77 henries. The primary impedance is 10,000 ohms, tapped at 6,400 ohms, and is therefore suitable for use with PX4 valves with either 250 or 300 volts H.T. or PX25 valves with either 400 or 500 volts H.T. Secondary 0-3/6/16/30 ohms, 48/-, post free. Type 038X. Exactly similar in electrical specification to Type 036, except that the secondary is only wound for 15 ohms. Mechanically, the transformer is totally enclosed and metal shrouded, being finished in grey enamel. 50/-, post free.

WILLIAMSON OUTPUT TRANSFORMER. As specified for the Williamson Amplifier described in the April and May, 1947, issues of "Wireless World." Partridge with lead out. 25/4-, post free. Gardeners, with terminal panel, 25/6/6, post free.

OUTPUT VALVES KT86's (Marconi or Osram) matched pairs, 37/6, post free. 6L6's, 6AL6's, matched pairs, 37/6, post free. Tungram P271600's (equiv. to PX25) matched pairs, 46/-, post free. Marconi/Osram PX25's, matched pairs, 62/-, post free. Marconi/Osram PX4's, matched pairs, 34/-, post free. **PIGUPS.** Lexington Senior moving coil with matching transformer, sapphire needle and manual giving pre-amplifier circuit, 29/16/6 post free. Wilkins and Wright moving coil, with transformer—uses miniature sapphire or fibre or H.M.V. "Silent Stylus" needles, 27/16, post free. Lexington Junior, moving coil with manual and matching transformer. Designed for use with miniature sapphire or fibre or H.M.V. "Silent Stylus" needles, 26/4/7, post free. Marconi-phonograph Type 14. Miniature moving iron for use with H.M.V. "Silent Stylus" Needles or Miniature fibre or sapphire. Complete with transformer, 24/18/-, post free. Decca type "D" Miniature, complete with sapphire, 18/17/-, post free. **Connoisseur** with matching transformer, 24/12/-, post free.

VALLANCE & DAIVSON LTD.
144, Briggate, Leeds, 1
'Phone 29428-9

GARLAND RADIO

Amplifier ACI: For operation from A.C. Mains (state voltage). Two valves plus metal rectifier. 3 watts output for 3Ω sp. Incorporating volume control, tone control and variable negative feedback. Complete kit with circuit and instructions, 12/15/-.

METERS: 3jin., sensitivity 200μA. Calibrated 0-15, 0-5, 0-1.5 v. Ideal basic instrument for valve-voltmeter. New and unused, 37/6.

Muirhead Slow Motion Dials: New and unused, 6/-.

Modulator Type 50: Containing 50 cps. power pack with metal rectification (bridge) giving 350v. D.C. and 700v. D.C.; 2 of 6J5, 1 of 807, 1 of 6T6. Callers only, 12.

Dimmer Switches: for lamps, etc., 9d. each.

Throat Microphones: Ideal electronic pianos, guitars, etc., 1/9 per pair.

Amplifier ACIII: For operation from A.C. Mains 200-250v. 7 valves (incl. rectifier), output 10w. (2 x 6V6G) to 3Ω or 15Ω speaker (state which). Output available for tuning-unit 280v. at 30mA, 6.3v. at 2A. High and low gain inputs. Separate bass and treble controls. Partridge Output Transformer, negative feedback over three stages. Complete kit, with circuits and instructions, 17.

GARLAND RADIO
Chesham House, Deptford
Broadway, London, S.E.8
Phones: TIDeway 4412/3



Established 1887.

REWINDS

Full comprehensive
service, often by
return of post.

TRANSFORMERS, CHOKES,
FIELDS AS BEFORE, OR
TO YOUR SPECIFICATION

● See our space in
classified column
under REPAIRS and
SERVICE

AISH & CO. LTD.

Radio Engineers
POOLE · DORSET

Telephone: POOLE 600

DONT MISS THIS BARGAIN

A Personal Radio for your Holidays
EX-W.D. CHASSIS with valves in brand-new condition: LR5, 174, 185, 184, complete with Circuit Diagram, showing how this can be converted to a very excellent set for Beach, Lawn, Picnics, etc. Bargain price only 27/6, post 1/-.

TELEVISION RECEIVER CONSTRUCTION. A Wireless World Reprint, 2/8 post free. American Service Manuals, before, 12/6 each; NOW, 3 different for 12/6. EX-GOVT. ANTENNAE RODS, close joined sections interlocking, 10ft., 5/-.

"VIEW MASTER" T.V.

The Television set anyone can build at home from standard parts. 9in. or 12in. screen • 12 valves only • Magnetic focusing • Automatic interference Suppression • Easily aligned without instruments • Constructor envelopes containing 8 full-size stage by stage assembly drawings with full instructions and a 52-pp. book on construction, aerial systems, lining up, faults and correction, simple non-technical explanation of how T.V. works. 5/-. 6d. post.

"VIEW MASTER" COMPONENTS

- WHITELEY BONEHAM Chassis, Tirs., Chokes and Speaker 26 5 0
A. F. BULGIN Switch and Tag Strips 12 6
P.C.C. All Condensers 26 15 0
Morganite Resistors 11 6 9
Morganite Pots (2) 9 0
Wearite Coils and Choke 21 2 0
FLESSEY Tirs. and Choke Supports 25 12 6
WESTINGHOUSE Rectifiers 23 2 6
BELLING LEE, Plug and Socket and Fuse Holder 7 6
GOLVERN Pots 19 3
G.C.E. Neon Lamp 2 9

AMERICAN (BVA) TYPES—OZ4, 1A5GT, 1A7G, 1H9G, 1LA6, 1L5D, 1L6A, 1LN5, 1N50, 1R5, 184, 185, 1T4, 2A3, 3A4, 3D6, 384, 3V4, 5D4G, 5V4G, 5X4G, 5Y3G, 5Y3GT, 5Y4G, 5Z3, 5Z4, 6Z4G, 6A6, 6A7, 6A8G, 6AR6, 6AR7, 6AC7, 6AG6, 6AL5, 6AM6, 6AM6, 6AT6, 6B7, 6B8G, 6BA6, 6BE6, 6C4, 6C5, 6C5G, 6C5GT, 6C6, 6E6, 6F6, 6F8G, 6F7, 6F8G, 6G5G, 6H6, 6H6GT, 6J5, 6J5G, 6J5GT, 6J7, 6J7G, 6J7GT, 6K6GT, 6K7, 6K7G, 6K7GT, 6KA4, 6K8G, 6K9GT, 6L6, 6L7, 6Q7G, 6Q7GT, 6R7, 6SA7, 68C7, 6R75, 68G7, 68H7, 68J7, 68K7, 68L7GT, 68N7GT, 68Q7, 68R7, 6U5G, 6U7G, 6V6, 6V6G, 6V6GT, 6X5G, 6X6GT, 6Z5/12Z5, 6Y6G, 7B6, 7B7, 7C5, 7C6, 7E7, 7K7, 7Q7, 7R7, 787, 7T7, 12A6, 12AT6, 12BA6, 12C8, 12H6, 12J5GT, 12J7GT, 12K7GT, 12K8GT, 12Q7GT, 12SA7, 12SC7, 12S6GT, 12SH7, 12SK7, 12SL7, 12SQ7, 12SR7, 12AT7, 12B7, 14E7, 14F7, 15, 25A6G, 25L7GT, 25Z4G, 25Z7GT, 35A5, 35L6GT, 35Z3, 35Z4GT, 39/44, 41, 42, 43, 50L6GT, 75, 76, 77, 78, 80, 84, 807.

BRITISH BATTERY, A.C. and UNIVERSAL TYPES.

MULLARD—AC042, AC044, AZ31, AZ50, CI, C10, CBL1, CBL31, CCH35, CI4, CL33, CV1, CV1C, CV31, DA, DAC32, DAF91, DF33, DF51, DF70, DP91, DK32, DK61, DL33, DL35, DL71, DL72, DL92, DL93, DL94, DO30, DW2, DW4/350, DW4/500, EA50, EAC91, EAF41, EB34, and hundreds of others omitted through lack of space. Also Brimar, Cosmor, Mazda, Marconi, Oram, Tungar, Hivaco—any type. If you have a Valve Problem—write to us, marking envelope W.W.

RADIO BULLS VALVES 246, High St. Harlesden, N.W.10.

COMPONENTS—SURPLUS AND SECONDHAND RATHONIC DISTRIBUTORS.

AMPLIFIER, 3/4 watts ac/dc, 2 valves and rectifier, gram and speaker sockets, warning light, wiper on, separate on/off switch, vol. control, complete ready for use in metal case with carrying handle. 65/- (limited number only).

CONDENSERS (electrolytics) can. 450v 8mfd, 2/-; 8+8, 2/3; 8+16, 2/9; 8mfd 500v (ex-Govt.), 6/- doz; 8+24mfd 450v block can, 2/6; 8+16 550v, 1/9; 16+16 ditto, 2/-; 25mfd 50v, 6/- doz; 0.01 1,000V, 3/- doz; 0.1 ditto 500V, 4/- doz; 2mfd 2,000V, 3/- doz; 1mfd 500V, 2/- doz; 0.02 tubular 2,000V, 3/- doz; 0.005, 0.01 (2,200V), 0.001, 0.0001, 0.0005, 0.0008 mica, 2/6 doz; 0.05 500V tubular, 2/6 doz; 0.01, 0.002, 2/- doz; condenser fixing clips, 2/- doz.

HEADPHONES, low resistance, 3/-, with hand mic. complete, 3/5. INDICATOR lamps with holder, 9d; drive cord springs, 3/- doz.

MAINSBRIDGE condensers, 6mfd 2,000V 3/3; 8mfd 1,000V, 3/-; 4mfd 1,000V, 1/6; 2mfd 350V, 7d; ditto 700V, 8d; 1mfd 700V, 7d.

RESISTORS, 270, 470, 1,500, 2,200, 68,000, 100,000, 560,000/1, 1/- doz only.

AMERICAN SPEAKERS, 8in with transformer, 4in box, 12/6 each.

TOGGLE SWITCHES, D.P., 1/3 each, S.P. 1/4 each. VOL. CONTROLS, 1/4 and 1/2 meg. with switch, 2/3 ea., 0.1 meg. 1/9.

VALVE screen and base, 4/6doz. VIEWMASTER television book, layouts and instructions, 3/4 each.

WIRES, 1.5mm vir., 3/6; 2mm ditto, 5/- 100 yds; enamelled cotton and silk wires, all gauges; leads, bolls, washers, soldering tags, etc.; best prices; all goods offered subject to being unsold owing to fluctuation in prices; no lists available; send us your order, c.w.o., or inquiries to—53, Old Hill St., London, N.16. Sta. 2660. [5289]

LITTLEWOODS, North London's best selection of radio and television components; pay us a visit or post or phone your enquiries; no lists. LITTLEWOOD & GRUNER, Ltd., 27, Ballard Lane, Finchley, N.3. Fin. 3060. [0055]

CONDENSERS, 0.1uF 1kv, 0.2uF 750v, 3/6 doz; 1uF 350v, 4/6 doz; 5uF 350v, 5uF 350v 4/6 doz; 0.005uF 500V 4/9 doz; all post free.

HATFIELD RADIO, 78, Stroud Green Rd., N.4. [5326]

VACUUM relays, thermal type 6v 35ma (approx.) will switch 230v 10 amps length 5 1/2in diam, 1in, fitted with standard 4-pin valve base; 6/6 ea.

VELODYNES, Mag slip and Selsyns, many types in stock, send for list. technical advisory service available.

HOPTON RADIO, 1, Hopton Parade, Streatham High Rd., London, S.W.16. Streatham 6165.

RELAYS, Elliot type H d.c. moving coil, resistance 1,000 ohms, plus/minus 100 ohms, operating current 258-378 micro-amps, s.p.c.o. contacts, price 35/- each.

CLARE 450hm coil, s.p. normally closed contacts, miniature type; price 2/6.

ADVANCE, 16-32 volts operating, d.p.c.o. contacts, miniature type; price 3/6.

STANDARD ELECTRIC, DUM 175ohm coil, s.p. normally open, heavy current contacts; price 5/6.

P.O. type 10,000ohm coil 2 sets, d.p.c.o. contacts; price 6/-.

VARIOUS types of relays in stock. RECORDED electric tachometers 0-5,000rpm, 3-phase generator and indicator complete, £4 each; infra-red Sniperscopes, CV143, complete unit, with lenses, ready for operation; price £2/10. ALL the above items are brand new, boxed and guaranteed, add 1/6 for carriage and packing.

WILFLO PRODUCTS, 218-222 Gorbals St., Glasgow. C.5. Tel. South 2355. [5223]

TELEVISION, all parts in stock for EE television, Haynes scan and focus coils, line tubes, most on view. H.G. Radio, 1350, Stratford Rd., Birmingham, 28.

100 pf silver mica, 3d each; 20 pf ceramic, 2/6 doz; 0.1mfd 500v, 5/6 doz; 0.01mfd 1,000V, 3/6 doz. TRF coils, L and W, with reaction matched pairs, with circuit, 4/9 pair, all guaranteed.—List from T. C. Howell & Co., 29, McWilliam Rd., Brighton, 7. Post only. [5224]

GUARANTEED new surplus; condensers, 1.350 6d; 1,500 9d; 8mfd 450v 2/6; 8X8, 450 2/9; 8X16 3/3; 16X16 450V 4/4; 32mfd 500V 3/9; 32X32 350V 3/6; 25X25 & 50X50 bias 1/-; int. octal holders, amph. 6d; B7G, amph. 9d; EF50 holders, term., 6d; fully shrouded trans., 350-350, 6v, 5v, 60m/a, 22/6; 250-250, 6v, 5v, 60m/a, 19/-; 350-350, 6v, 5v, 100m/a, 23/-; pentode output, 7,000 ohms, 3/6; midget 3/11; multi-ratio, twin sec., 5/9; heavy duty, p/pull 12/6; resistors, 1rg, stock, 1/4 & 1/2 watt 2+4d; 1 watt 4d; Yaxley type switches, 3-pole, 2 pos., 9d; Bakelite toggle 9d; metal SP/ST 1.3; m/c/st 0.4 diameter 3/11; m/c 0-25 ammeter 2/11; throat mics, new/bxd., 1/11; twin coil buzzer 3/6; 1436 c/cvrd maroon flex, 25yds 7/6; 3/4in P.M. speakers 14/9; elliptical 10in P.M. 25/-; 12in P.M., 2-3 ohms, 35/-; re-entrant, in weatherproof cabinet, 22/6; hundreds of other lines, new/available.

RADIO UNLIMITED, Elm Rd., London, E.17. Tel. Key. 4813. [0062]

L.R.S. FOR PROMPT & EFFICIENT SERVICE CASH OR EASY TERMS
When you purchase on L.R.S. Convenient Terms Formalities are reduced to a Minimum and you deal direct with us from beginning to end.

ARMSTRONG ALL WAVE CHASSIS (incl. speaker and output transformer)
Model EXP/83/3. Cash price £18.17 or £4, 12.0 with order and 12 monthly instalments of 26/-.

GOODSELL-WILLIAMSON AMPLIFIER and TUNER UNITS
SOUND SALES AMPLIFIERS and TUNERS
PARTRIDGE TRANSFORMERS and CHOKES

"W.B." CONCENTRIC DUPLEX a New speaker for the quality Enthusiast
This twin speaker with Series Gap Magnet of Alcomax 3 covers frequency range from 50 to 14,000 c.p.s. Fitted with individual matching transformer. Flux in gap; L.F. 12,000 gauss. H.F. 13,000 on lin. pole. Speech-coil impedance at 1,000 c.p.s. L.F. 3 ohms, H.F. 30 ohms. Handles 6 watts. Cash price £6.6.0 or £2 with order and 5 monthly payments of £1

A. C. BARKER'S LOUDSPEAKERS
GOODMAN'S LOUDSPEAKERS Axiom 12 and 22 also 12" Standard Unit
HARTLEY-TURNER LOUD-SPEAKERS

WHARFEDALE LOUDSPEAKERS
COLLARO RADIOGRAM UNITS A.C. 505 M.B. Cash price £7.6.3 or £2.2.0 with order and six monthly instalments of £1.0.0.

and other High-Grade Equipment advertised in "Wireless World." All prices include carriage and packing
Please let us know your Radio requirements (enclosing 2 1/2d. stamp) and we shall be pleased to quote. Personal attention to all enquiries
THE LONDON RADIO SUPPLY CO. Est. 1925
BALCOMBE, SUSSEX

COMPONENTS—SURPLUS AND SECONDHAND

RADIO CLEARANCE, Ltd. 27, Tottenham Court Rd., London, W.1.

20-WATT amplifier kits for constructing the McMurdo valve A (D.C. amplifier; low impedance input (suitable for moving coil mikes, etc.), by triple shielded mu-metal tanks to E.F.37, R.C. coupled to triode, strapped stage (E.F.37), with switched bass and top cut provided, trans coupled to output stage, using 4 CL53s in parallel push-pull; large Partridge P.O.P.T. to 150; rectifiers: 2 UR3Cs, parallel; alternative input, high impedance to second stage for Xtal pick-ups, tuner units, etc.; required inputs for full output, high imp. 0.5V R.M.S., low imp. 1 millivolt; V.C. operates on both inputs; chassis isolated from mains; complete kit of first-class components (including Partridge trans), all valves, black crackle chassis (ready drilled), black crackle and chromium case (15 1/2 x 8 1/2 x 8 in.), circuit diagram; everything required for the construction of a fine job. £13/13, carr. paid; Mansbridge condensers, 4mf, 1,000v wkg. (4 1/2 x 4 1/4 in.), 3/-; 6mf 2,000v test (5 x 4 1/4 in.), 4/-; 3mf, 2,500v test (6 1/2 x 3 1/2 x 2 1/4), 2/6; 0.25mf, 8,000v test (7 x 3 x 2), 3/6; 2mf, 2,500v wkg. (6 x 5 1/2 x 2 1/4), 4/-; 4mf 2,000v wkg. (5 x 3 1/2 x 4 1/4), 4/6; 0.5mf, 4,000v wkg. (3 x 3 x 6 in.), 3/-; post extra. PERSONAL receivers, 3-valve T.R.F. receivers, using I.T.4s, contained in handsome bakelite case, with lift-up lid, size 7 x 6 1/2 x 5 in., with lid closed, plastic carrying handle, frame aerial in lid; these receivers cover the medium waveband and operate from self-contained dry batts.; standard types, W1435 and U2, output to a pair of lightweight high res. phones, controls S.M. tuning and reaction; opening lid switches on; supplied brand new, with valves, batteries, phones, an ideal set for many purposes, crystal sets, h.s.p. patents, etc.; these receivers are not Govt. surplus and are offered ready to play, £3/19/6, carr. paid; chassis (steel), 5 x 5 1/2 x 1 1/2 in., drilled 4-button base holes, 1/9; 5 x 9 x 1 1/2 in., drilled 7-button base holes, 2/5; All., 17 x 9 1/2 x 2 3/4 in., drilled 7 in., oval, screw, open ended, E.H.T. trans., 4kv, 1ma, 2v 2a, secs. Pr. 250v, 50c/s, gives approx. 5,500v with usual smoothing, 29/6; auto trans., 200-250v 50 c/s to 110v 60w, enclosed, 18/-; smoothing chokes, 5H., 120ma, 1400 5/3, 5H 200ma 1000 4/11, 6H 100ma 1000 5/8; electro-lytics, 8mf 150v 1/3, 8mf 170v 1/3, 8mf 450v 2/3, B+32 450v Can 4/-, 16+8 350v Can 3/-, 32+32 350v Can 3/6, 16+24+8 450v Can 4/-, 15+15 450v+20mf 25v Can 4/6, 32mf 350v Card 2/-, 32 450v Card 3/-, 60+100mf 350v Can 3/-, 16+8 double-ended Can 450v 3/6, 25/25v 1/3, 25/50v 1/3, 50/25v 1/6, 100mf 12v 1/-, 100/6v 6d, 50/12v 9d, 500mf 15v Can 2/-, 30+30 mf 450v+20mf 25v Can 4/6. P.M. SPEAKERS: 5in. less trans., 9/11; with trans 4,500/11/6; 6 1/2 in., less trans., 10/11; 10in., with trans., P.F. 4,500/ 21/-; outputs trans., 2,000/2d, 2,500/2d, 2,750/2d, 3,000/2d, 6,000/ 2d, 7,000/4d, all at 3/-; heavy duty, 7,000/2d 3/6; 3 ratios, 7,000-3,500-1,750/2d 4/6, 7,000-3,500-1,750/4d 4/-; switches, standard size, 2P,4W, 5B 2/6, 1P, 10W2B 2/6, 2P, 4W2E 2/6, 2P,4W1B plus addition of wdg. with shoring plate, 2/3; all have 5in spindles; resistors, 100 assorted, 47 valves, ranging 1800 1/4w-100k, 3w; all standard sizes; best makes 10/6, post 6d; trimmers ceramic 3-50PF 2 on bar 9d, 3 on bar 1/3, single 1-15PF 4d, single 3-30PF 5in Phillips concentric airspace 6d; U.I.C. 3/25PF single 15-45PF twin 4d; air-spaced variables, ceramic bases, 1/4in spindles, 1in long, straight, 25PF 9d, 50PF 1/-, 100PF 1/3; preset 50PF 6d, CAR radio vibrator packs with 12v 4-in. 1/-; and OZ valve on chassis, 5 1/2 x 5 1/2 x 1 1/4; output 250v 65ma, brought out on 8ft screened lead, 17/6; meters, metal cased, 2in circular, 0/500 microa 7/6, 0/15-60v, red. ext. res., 6/6; 0/20a or 0/40a with shunt, 5/-; bakelite cased, 2in scale, 0/1mf to 76, 150/505 kc/s, 4/6; 0/500v series res. supplied, 7/-; 0/20v 5/-; bakelite cased, 2 1/2 in circular, 0500 microa 16/6, 0/30ma 7/-, 0/50ma, 0/100ma, 0/200ma 8/6; desk type, 2 1/2 in. circular, all meters flush mounting; visual indicators, type 1, crossover needle, 2-60 microa, with common magnet, 3/-; S.M. dials, as on R.F.26, less cursor, 3/11; rotary power units, type 104, 12v D.C. input, output 250v 60ma, 6.5v 2.5a. P.M. rotary mounted on chassis with supply, 6/11; type 87, 24v input, output as 104, 5/11; 10-valve rec. R28/ARCS covers 100-150 mc/s, with valves (inc. 4-717A), 42/6, carr. paid; Wilcox Gay V.F.O., covers 2-10 mc/s, with 0-10ma meter, supplied brand new, in original cartons, with 807, accessories (plugs, leads, etc.), and instruction book, £5, carr. paid; 2-gang condensers, 0005, 4ev. ins. 1in spindle, 4/6; superhet coils, 1 1/2 x 1 1/2 in formers, M.W., H.F., A.E. or Osc., L.W., H.F., A.E. or Osc., 1/6 per coil; I.F. traps, 465 kc/s, iron-cored, 1/9; set of 6 coils and trap, 9/6; 10-pin plugs and sockets, with keyway, 1/6 pr.; V.C. capacitor with SW, 2 1/2 in spindle, 25K, 50K, 100K, 250K, 2M, 4/-; 3-watt wire-wound twin 2.5K 2/6, twin 5000 2/6, twin 50K 3/-, twin carbon, 1M/1M, 2/6; telescopic aerials, all, 15in closed, 7ft 6in extended, 3/6; receivers, type 76, 150/505 kc/s, 3 valves, ARH2, VR53, VR92, I.F. output 560 kc/s, brand new, in transit case, 22/6, carr. paid; bakelite cases, with lid, inside meas. 6 x 6 1/2 x 3 1/4 in. without lid, lid 1in deep with former for frame aerial, lid requires fixing, ideal for personal sets, meters, etc., 8/6, post paid; lightweight head-phones, high res., 2,000/, 5/6 pr.; aircraft radio rec., type CRV 46151, 6-valve receivers, covering 195 kc/s-9,050 kc/s, in 4 bands, 195-560, (Continued on next page)

SOLONS FOR YOUR SOLDERING JOBS!

Types available—65 watt oval tapered bit, 65 watt round pencil bit, 125 watt oval tapered bit, 125 watt round pencil bit, 240 watt oval tapered bit.



HENLEY SOLON
ELECTRIC SOLDERING IRONS

These five models will satisfy practically every soldering demand whether for the occasional household job or continuous soldering under workshop or factory conditions. With the Solon the heat is in the bit itself... continuously... hour after hour; all connections housed at end of handle away from heat. Each model complete with 6 feet Henley 3-core flexible. Now available from stock. Write for folder Y.10.

W. T. HENLEY'S TELEGRAPH WORKS CO. LTD.
51-53 Hutton Garden, London, E.C.1

PRESS BUTTON OHMMETER FOR THE SPEEDY MEASUREMENT OF RESISTANCE

An instrument for high speed modern production, enabling continuity and resistance checks to be made on all types of electrical equipment.

Features

- Six ranges selected by press buttons
0-100 ohms.
0-1,000 ohms.
0-10,000 ohms.
0-100,000 ohms.
0-1 Megohms.
0-10 Megohms.
● Accuracy ± 1%
● Large eight inch diameter easily read meter
● Accuracy unaffected by variation of mains volts
● Mains operated 200-250v, 40-100~
● Low price—£25

For further particulars of this and other high-grade electronic instruments, write to:

HATFIELD INSTRUMENTS
175 Uxbridge Road, Hanwell,
London, W.7
Telephone: EALing 0779

Amc TELEVISION

Manufacturing to "Electronic Engineering" Television Specification.

MIDLAND T.V. Sound and Vision Panels fitted with formers and dust cores now available.

LINE OUTPUT TRANSFORMERS
NEW Improved SET OF GANTRIES COMPLETE
FOCUS COILS
LINE AND FRAME SCANNING COIL ASSEMBLIES

All Steel CADMIUM PLATED POWER AND TIME BASE CHASSIS valve-holders, 3 point and single socket and all necessary cut-outs.

SOUND PANEL CHASSIS ASSEMBLY, fitted with screens, valve-holders, formers and dust cores.

VISION PANEL CHASSIS ASSEMBLY, fitted with screens, valve-holders, formers and dust cores.

9" C.R. TUBE SUPPORT for mounting on top of Gantry Assembly.

9" CREAM MASKS.

5, SHAKESPEARE RD., FINCHLEY, N.3
Phone: FINchley 2188

BATTERY CHARGERS AND KITS SELENIUM H.T. AND L.T. RECTIFIERS

NEW GOODS, FULLY GUARANTEED
Per post

FOOLPROOF CHARGER KIT, S.T.C. 12/15v. 3 amp. rectifier, 60-watt interleaved and impregnated transformer barretter, for 2v, 6v, 12v. 3 amp. charger, 46/6, post 1/4. Ditto but 4 amp. rect. and 70 watt trans. 55/-. Handsome case with terminals, screws etc. 17/6. 2 amp. kit for 2v, 6v, 12v. as above, 36/6, or with case 46/-, post 1/8. Minor kit 2v, 6v, 2 amp. 12v. 1 amp. with case 42/-. 6v/12v. 5 amp. kit with ammeter case, switch, etc., £5/10/-; wt. 19 lb. HEAVY DUTY KITS for 6v/12v. 6 amp. max., transformer, fuse fused rectifier, slider resistance, ammeter 24/10/-, or for 4 amp. £3/15/-, post 2/-.

"AUTOMAT" HEAVY DUTY 6v to 12v. charger, 2 amps. 8 lbs. foolproof, with 18 months guarantee, selenium rectification, only 65/-, post 2/- Junior 6v. 2 amp./12 v. 1 amp., 53/-; 12v. 3 amp., 84/-; 6v., 12v., 5 to 6 amp., 26/10/-.

S.T.C. L.T. RECTIFIERS. All new, not surplus. 6v. 0.5 amp. 4/10; 6v. 4 amp., 16/-; 12/15v. 4 amp., 21/-; 6 amp. 25/-; giant fitted 6 amp. 30/-; 6v. 10 amp. 25/-; small type 12/15v. 1 amp. 9/6; 24v. 3 amp. 42/-; 24v. 6 amp. 62/-; many others with trans. if required.

SELENIUM SMALL SPACE H.T. rectifiers, 250v. 60 ma/a. wave, 5/10; 110v. 6 ma/a, 6/-; 110v. 30 ma/a elm type, 6/-; 250v. 100 ma/a bridge, 12/6; 450v. 40 ma/a bridge, 18/-; 450v. 120 ma/a bridge, 25/-; 350-0-350v. 80 ma/a, 10/-, add post 8d.

ELIMINATOR KIT. Trans., 2 recti., 2-8 mfd. condensers for 120v. 30 mfd. eliminator with 0.8 amp trickle charge. 35/-, with case, 42/-, post 1/2.

CHAMPION PRODUCTS

43 Uplands Way, London, N. 21.
Phone LAB 4457.



A WINDOW WORTH LOOKING INTO - BARGAINS IN EVERY CORNER

- List of electronic components and parts including transmitter chokes, wafer switches, coil formers, condensers, holders, transformers, and various valves.

Open all day Saturday. 3, LISLE STREET, LONDON, W.C.2 Telephone: Gerrard 8204.

COMPONENTS-SURPLUS AND SECONDHAND

(Continued from previous page) 560-1,600 kc/s, 1.6-4.5 mc/s, 4.5-9.05 mc/s, switched, R.F. mixer, 3-1 F.s. det. output, using 4-12SF7s, 1-12SA7, 1-12A6, S.M. dial calibrated in kc/s, size 8 1/2 x 7 x 1 1/2 in. provision for aerial or loop, powered from 28v, self-contained dynamotor, supplied with valves and dynamotor used £5/19/6, carriage paid; mains trans., PRI 230/250v, 50 c/s, secs, 460v, 200ma. 210v, 15ma, 6.3v, 5a, 14/-.

RADIO compass MN26C 12-valve unit containing 7-valve receiver covering the broadcast band 150/1,500 kc/s (2,000/200 meters) in 3 bands with 6F6 output. Valves 5-6K7m/s, 2-6N7m, 2-6J5m/s, 1-6L7m, 1-6B8m, 1-6F6. Powered by self-contained 28v dynamotor. Good condition; £5/19/6 carriage paid.

RADIO CLEARANCE Ltd., 27, Tottenham Court Rd., London, W.1. Tel. Museum 9188. [0015

FULL wave rectifiers, 12v 1a 5/6, 12v 4a 12/6, 12v 7a 17/6, 36v 4a 35/-, all sizes available; mains units, 12v 16a d.c., 12v 50a a.c., £9/10; meters, 2-gin, at low prices; many types w/v. Vitreous resistors, 250hm 1watt to 2,000 Ohm 30watt from 3/- per doz.; tone vol. controls, 15,000 and 1meg, 1ld.; crystal oven thermostats, 44 C to 47 C 3/-; everything available, s.a.e. exact requirements.

C. J. EMMS, Ltd., 26a, Coleherne Mews, S.W.10. Fremantle 8941. [4889

OIL-FILLED condensers, 2uF/500v w., 6/- doz.; 6uF/500v w., 3/- each; 4uF/2,000v w., 5/- each; electrolytic condensers, 20uF/50v w., 6/- doz.; 100uF/50v w., 1/- each; tubular condensers, 0.1/300 a.c., 0.15/450v w., 0.01/1,500. 2.4 doz.; 0.1/1,000v w., 3/- doz.; ceramic, C.W.A. mica standard m. cond. valves, 2p. 1, to 0.01, 2/- doz.; wafer switches, 2p. 4w, 4d, 1/3 each; please add sufficient postage.

J. E. LYNCH, 133, St. James Rd., Blackburn. [5319

SYNCHRONOUS clock units, self-starting, 200-250v ac, 50 cycle, fitted Sangamo motors, consumption 2 1/2 watts, size 2 1/2 in dia, 2 in deep, geared 1 rev 60 min. friction reset; ideal movements for making electric clocks, time switches, etc., nickel plated finish, complete with 12 to 1 1/2 in train and 5 in hands, price 22/6, post paid; Sangamo as above, final speed, one rev. per min. less dial train, ideal for dark-room process time, etc., price 20/- each, post paid.

THERMOSTATS-made by Unity; voltages up to 250-15/20 amps, temperature variable from 35-70 degrees fahrenheit; price 26/- each; trade supplied.

G.E.C. 20hd condensers; for power factor correction with internal safety leak, rating, 275 volts, 50 cycles; price 8/- each; special quotation for quantities.

INDICATOR units, type 184a; fitted 3in and 6in cathode ray tubes type ACR.10 and V.C.R. 517B, and 17 valves, viz., 6 V.R.92; 5 V.R.91; 3 V.R.54; 3 V.R.65; metal rectifiers, chokes, transformers, potentiometers, resistances; condensers, etc.; £5/10 each, carriage 10/-

CRABTREE rotary switches, 50v 10 amps dc single pole 3-way series, parallel, ideal for photo floods, etc.; price 4/- each or 40/- per doz., post paid.

15-AMP Mercury switches; fitted with saddle and clip, 4/- each, postage paid.

A LARGE quantity of single items which we do not list, which are available to callers; also assortment of various ex-W.D. radar and radio equipment, relays power packs, oscillograph units, gears, photographic apparatus; s.a.e. for lists.

H. FRANKS, 58, New Oxford St., London, W.C.1. One minute from Tottenham Court Rd. Station. Tel. Museum 9594. [0057

VIBRATOR packs, 6v input, 120v 30ma output, 9/6; co-axial plugs and sockets 4/6 doz.; blower motors, 12/24 volt 10/-, two boxed 15/-; midget 3 amp accumulators 2/6; Mansbridge variometers 2/-; hand generators, 28 volts, 175ma and 300v 40ma, 7/6; variable condensers, .0025 with high voltage .002 mica fixed condenser, 1/3, 12/9 doz.; 0-8A thermocouple meters 3/6; 0-2.5 and 0-3A thermocouple meters 3/6; moving coil headphones, with mikes attached, 6/6; carbon mikes 3/9.-Haynsons, 14, St. Mary's Bedford. [0012

UNUSED ex-A.M. modulator unit 64, in grey-finished case, size 20in x 8 1/2 in x 7 1/2 in. made by Metropolitan-Vickers; valves, CV85, CV75, VT60A (807), two VR91, two VD133, also contains resistors, 4kv, oil-filled transformer, two oil-filled h.v. condensers, relays, potentiometers, valveholders, metal rectifier, 5 Mansbridge condensers, S.M. and tubular condensers, transformers, chokes, suppressors unit and other useful items; price 29/6 each, carriage paid, or 24/6, without the VR91 valves.-Ward, "Cornfield," West Cliff, Dawlish, Devon. [5014

WALTON'S OF WOLVERHAMPTON offer more amazing bargains, all post paid; partly stripped 1154TX, 4/11; 1196, 3/6; No. 18TX, 6/-; R.3084, brand new in case but less valves 17/6; co-ax cable, 6d per yard, any length supplied; brand new 8in speakers 12/6; TR.9 receivers less valves, 7/6; 24v camera motors, 12/6 (were 25/-); 0-500 micro-amp meters, 6/-; polythene low loss dipole insulators, 5/-; RF units, type 24 or 25, 17/6; EF.50 valve holders, 6d each; 22ft steel masts, 20/-; 11ft, 10/-; wood masts, approx. 15ft, 20/- for 4; and hundreds of other bargains; send s.a.e. today for list.

WALTON'S WIRELESS STORES, 203, Staveley Rd., Wolverhampton. [0061

Advertisement for STERN'S ESTABLISHED 25 YEARS, featuring 'You're SURE to get it at STERN'S' and listing various radio kits and components like Denco T.R.F. kits, Selenium Rectifiers, and various transformer and valve line-ups.

SUCCESSFUL SALES! SATISFIED CUSTOMERS!

Pennine RADIO

THE ALL SEASON SENSATION. ACCLAIMED THE COUNTRY OVER. THE INTIMATE RECEIVER WHICH COMBINES APPEARANCE AND PERFORMANCE. HOUSED IN A BEAUTIFUL WALNUT CABINET. EACH SET FULLY GUARANTEED.

HEIGHT 10", WIDTH 12 1/2", 4 Valve SUPERHET DEPTH 5 1/2"

THE SET THAT SELLS ITSELF!

UNBEATABLE VALUE £11 9 7 INC. TAX



"THE ROVER"

SUPPLIED ONLY THROUGH SELECTED WHOLESALE. ILLUSTRATED LEAFLET AND ATTRACTIVE DISPLAY CARDS.

PENNINE AMPLIFIERS
ELLAND YORKS ENGLAND
TEL. ELLAND 2107

COMPONENTS—SURPLUS AND SECONDHAND

MANUFACTURERS.—Enamel, copper wires, all gauges, laminations, all types, huge stocks radio components, s/m, m/m, p/t and block condensers, close tolerances and high stability resistors to 1% all goods guaranteed.—L. E. Simmonds, Ltd., 8a, Byron Rd., Harrow, Middx. Telephones, Harrow 2524 and 0315.

EX-GOVERNMENT heavy duty mains transformers: primary 100/250v 50 cycles; secondaries 500-0-500v at 250 MA, 300v at 100 MA, 12v 1 amp, 6.5v 3.5 amp, with common centre tap, and 4v 3.5 amp; massive job, weighing 25lb, size 7 1/2in. long x 7 1/2in. wide x 6 1/2in. high, brand new, in original containers, £3 each, carriage paid, England and Wales.—Weather-heads, Bletchley, Bucks. [5088

LONDON CENTRAL RADIO STORES.—Set of 4 heavy contacts for relays, etc., new, 2/-; ex-G.P. plug and jack, 2/-; throat mikes with plug and cord, 3/- pair; low resistance headphones, new, 4/6 pair; projector lamps, 12v 100watt, new, 9/6; camera motors, 24v, ex-R.A.F., new, 7/6; centrifugal fans, 50v, new, 4/6; new carbon mike inserts, 2/6; moving coil inserts, 30ohms for military special mikes, etc., 2/6; hand generators, 4/3; 4-blade selector switches, 3/6; high voltage relay, 1,000-ohm, 2/6; ex-Govt. copper aerials, 100ft. with ebonite insulators, 4/3; table stand mikes (carbon), 6/-; 2in Magnislip receivers, Mark II, 9/6; 5,000ohm variable resistance on round porcelain base, 5/6; rotary transformers, new, made by Hoover, 11.5v input, 450v 65ma output, 8/6; small sliding resistance, ex-Admiralty for voltage control speed regulator, 500hm 0.5amp, dimensions 6in x 4in, 5/6 each; see our displayed advert, P. 41.—London Central Radio Stores, 23, Lisle St., London, W.C.2. 5213

SUPREME RADIO, 746b, Romford Rd., Manor Park, London, E.12. Tel. III. 1260. Est. 16 years.—Flyback type line trans, with provision for 2Y51 valve, 22/6 ea.; line and frame scanning coils, 25/6 ea.; mains trans for E.E. television, £3/10 ea.; 5 hy 250 m/a choke, 15/9 ea.; 10 hy 80 m/a choke, 7/- ea.; all parts in stock for London or Birmingham E.E. television; ceramic E.F.50 valve holders, 6d ea., 5/6 doz; retaining rings for same, 8d ea.; ceramic E.A.50 valve holders, 6d ea.; 1/4 watt resistors, 100, 221, 271, 471, 821, 1201, 1801, 2501, 3301, 3901, 8201, 1 K1, 3.9 K1, 11 K1, 470 K1 and 10 meg1, 1/9 doz or ass. 18/6 gross only; 1/2 watt resistors, 2.2 K1, 6.8 K1, 18 K1, 18 K1, 33 K1, 100 K1, 150 K1, 220 K1, 2/- doz, 2 1/2 doz, 3 1/2 doz, 5 1/2 doz, 6 1/2 doz, 7 1/2 doz, 2701, 4701, 1 K1, 3.3 K1, 8.2 K1, 18 K1, 33 K1, 56 K1, 68 K1, 1 M1 and 2 M1, 4/- doz or ass. doz 45/- gross only; CV 102 crystal diodes, 2/6 ea.; condensers, 8mfd tub. cardboard 450v, 1/6 ea.; 8-8mfd cardboard 450v, 2/3 ea.; 8-16mfd 450v 2/3 ea.; 16-16mfd cardboard, 2/9 ea.; 450v 25mfd, 25v or 50mfd 50v can or cardboard cond., 1/- ea., 11/- doz or ass. doz.; 16mfd 350v Drylitic metal case cond., 1/9 ea.; Midget mica cond., 0.0005mfd, 0.0005mfd and 0.001mfd, 6d ea., 5/6 doz or ass. doz; fixed mica cond., P. 2, type, 40pf, 50pf, 60pf, 69pf, 305pf, 507pf, 500pf, 530pf, 570pf, 590pf, 700pf, 1,800pf and 4,550pf, all at 2/- doz or ass.; 0.1mfd 2.2k/v and 0.005mfd mica, tag end cond., 2/6 doz or ass.

MANY other bargain lines in stock; terms c.w.o.; no c.o.d.; send 6 extra p.d. orders under £5; 2/d s.a.e. all enquiries and lists. [0021

H.R.O. receivers, complete with 7 coils and power pack, £28; Uyah wire recorder, £65; Hallicrafters, S27, SX24, AR77, AR88LF and Hamerlund Super Pro receivers from stock at reduced prices; ex-Army R107 receivers, complete and in good order, £10; rotary converters, all voltages and wattage: 20-watt rack mounting amplifiers, complete with heavy duty a.c. power pack, 200-250v, PX25 p.p. output, less valves, new, 30/- each; 30-watt transformers, 50-20v, all current ratings special types to order at competitive prices. We invite your enquiries: 8 meters for AR88, H.R.O. Hammerlund etc., available; mag slips in prs boxed, 3in, new, £5/7/6; pa r. Bendix 522 transmitter chassis, including 2 832 ball coils, etc., 5/6 each; special offer of new meters: 5 m.a. 6/6 100 m.a. 7/6; .5 thermo amp meters 5/6, all 2in scale; ex Government S.T.C. ball microphones, perfect, £4/17/6; 12in and 15in energised and p.m. speakers, Rola G12, Magnavox 66, etc.; low resistance phones, 3/6; high resistance, 7/6 pr.; U.S.A. m/coil, 7/6 pr.; special offer of first grade m/coil meters, 500 m.a., 2 1/2in scale, flush mounting, 7/6 each; 500 micro amps, with 2in scale 8/6 each; 200 micro amps, 3 1/2in scale, flush mounting, 65/- each; 50 micro amp, 2in, protecting type, 30/- each; 1 m.a. meter rectifiers, 5/- each; telescopic aerial masts, approx. 18ft, 25/- each; new hand bearing compass, with battery compartment in handle, new, 45/- each; transmitting valves, 807 8/6, 813 45/-, 723 A/B 50/-, 55T 27/6, 832 22/6, 90V, all 829B 30/-, 721A, 931A, 724A; also available, h.t. rectifiers, type H 176, 8/- each; Bendix receiver, type 26/ARC5, 3-6 mc/s complete with 6 valves and 28v dynamotor new, in sealed cartons, 45/- each; 20-way rotary stud switch, 6 1/2in x 3 1/2in 5/6 each; a.c. 16c, 1-20hp motors; 200-250v, suitable for sewing machines, 40/-; auto transformers from 100w up to 7kw in stock; large and comprehensive stock of relays, types 600-3000 and Siemens high speed uniselectors telephone handsets, plugs, jacks, switches etc.; aerial cable; special offer of mains transformers, 200-250v a.c., tapped, 250-0-250, 100 m.a., 6v 4amp, 5v 3amp £1 each; postage extra on all goods. SERVICE RADIO SPARES, 4, Lisle St., London, W.C.2. Tel. Ger. 1734. [5313

WE DON'T

supply anything Ex-Government ALL BRAND NEW GOODS —fully guaranteed—

AUTOCHANGERS IN STOCK

GARRARD. RC65A. A.C./D.C. Mixed Records. Standard lightweight Magnetic Head, £20/15/-.

GARRARD. RC65A. A.C. Mixed Records. Standard lightweight Head, £15/13/6.

GARRARD. RC70A. A.C. Non Mixed. Rim Drive, Standard Lightweight Head, £10/9/1.

E.M.I./MARCONI, A.C. Auto Changer, non mixed, Hi-Fi Head, complete with Transformer, £10/10/8.

COLLARO. RC500. A.C. Auto Changer, non mix. Crystal or Hi-Fi Head, £10/15/0.

CABINETS. Unpolished for all above changers. Motor Boards ready cut to fit plate, £3/10/-.

MOTOR AND TURNTABLE, with magnetic Pick-up and Auto Stop, **COLLARO A.C.**, £9/13/6; **GARRARD, A.C./D.C.**, £12/9/2.

MOTOR AND TURNTABLE ONLY—COLLARO, Induction type, A.C., £5/18/4. A.C./D.C., £9/5/6.

TAYLOR TEST GEAR

The entire range by this famous maker is now available on HIRE PURCHASE. S.A.E. for Catalogue and Terms.

ALL AVO TEST GEAR NOW IN STOCK AVO 7, Leather cases, £2/2/6.

We are the largest actual stockists of Avo Meters in England. S.A.E. for Catalogue and Price List.

All items can be supplied C.O.D. up to 15lb. in weight. Otherwise Cash with order, please.

Special attention to Overseas Orders, which are free of Purchase Tax.

MODERN ELECTRICS LTD.

164, Charing Cross Road, London, W.C.2. Telephone: Temple Bar 7587.

SPECIAL BARGAINS

Govt. Surplus, Manufacturers' Surplus & Bankrupt Stocks.

We can offer for immediate delivery

- Bakelite Accumulators. Ex-Govt. S.W.
- Metal Rectifiers.
- Condensers. All Types.
- Meters.
- Switches. Toggle and Xaxley.
- Headphones, L/R and H/R.
- Vibrators, 6 and 12 v.
- Speakers. All types.
- Volume Controls.
- Output Transformers.
- Chokes.

Receivers. R1155 and 1355, brand new in original cases.

Your enquiries are invited.

Wholesale and Export only

Please enquire for our 12 Page Bulletin.

RADIO MERCHANDISE Co. Ltd.

65, Farringdon Road, London, E.C.1. Telephone: Holborn 6377

ELECTRONICS

DUPLY

LTD.

CRANMER AV. EALING, W 13.

Transformer and Coil Manufacturers to the Trade
Telephone: EALING 5688

THE HAYES COMPANY · BIRMINGHAM

ARMSTRONG 83 chassis, 7 valve, 3 waveband, with 8-watt push-pull output, Mazda valves, ample gain for p.u. operation, large 3-colour glass dial, flywheel tuning, 10in. i.s., tone control, ready for cabinet mounting, tax paid £18/17/1.

The superb **ARMSTRONG 125** chassis. One of the most outstanding receivers marketed to-day. Specification includes 6F15 high gain R.F. stage, 2 I.F. stages with variable selectivity, coverage 11-200 metres in 3 bands, 190-560 and 900-2,000 metres. 4 switched positions of bass and treble boost, output stage of 4 6P28's in parallel push-pull with neg. feedback giving 15 watts, twin 524 rectifiers and tapped output transformer. Total of 14 valves, tax paid £41/1/-.

ARMSTRONG TELEVISION CHASSIS, superhet receiver with R.F. stage, ample gain for "fringe area" operation. Two main controls, noise limiters on sound and vision, blocking oscillator time bases and a total of 21 valves. The complete receiver is on one chassis, ready for mounting in cabinet. Definition is outstanding, picture quality compares with any TV set, irrespective of price. Complete with 10in. speaker, £66/3/4. Write for details of these and other chassis. T.V. demonstrations daily, and on Wednesday evenings. All Armstrong chassis in stock. We despatch same day by passenger train.

THE HAYES COMPANY
1 ALCESTER RD., MOSELEY, BIRMINGHAM, 13

MAINS TRANSFORMERS

(Postage Extra under £2)

As supplied by us to the Ministry of Supply, B.B.C., Education Authorities, Admiralty, etc. Interleaved and impregnated. Screened primaries tapped 200/250 v. (Also built to your specification—prompt deliveries—quotation per "Return of Post.")

- DROP THROUGH TYPE. TOP SHROUD.**
- (a) 250-0-250 v. 60 mA., 6.3 v. 3 a., 5 v. 2 a. 15/6
 - (b) 250-0-250 v. 60 mA., 4 v. 4 a., 4 v. 2 a. 15/6
- Following types have Universal I.T. windings.
- 6.3-4-0 v. 4 a. C.T., 5-4-0 v. 2 a.
 - (c) 250-0-250 v. 80 mA. 17/6
 - (d) 300-0-300 v. 80 mA. 17/6
 - (e) 450-0-450 v. 80 mA. 17/6
 - (f) 250-0-250 v. 100 mA. 19/6
 - (g) 300-0-300 v. 100 mA. 19/6
 - (h) 350-0-350 v. 100 mA. 19/6

- FULLY SHROUDED UPRIGHT TYPES.**
- (i) 350-0-350 v. 150 mA., 6.3 4.0 v. 6 a. C.T., 5-4-0 v. 3 a. 39/-
 - (j) 425-0-425 v. 180 mA., 6.3 v. 4 a. C.T., 6.3 v. 4 a. C.T., 5 v. 3 a. 42/6
 - (k) 425-0-425 v. 180 mA., 4 v. 8 a. C.T., 4 v. 4 a. C.T., 4 v. 4 a. 44/6
 - (l) 425-0-425 v. 180 mA., 6.3 v. 4 a. C.T., 4 v. 2 a. C.T., 4 v. 2 a. C.T., 5 v. 3 a. 47/-

Note.—Model (j) above is suitable for Williamson Amplifier.
Williamson Pre-Amp Mains Transformer 325-0-325 v. 20 mA., 6.3 v. 6 a., 6.3 v. 1.5 a. 19/6
WILLIAMSON AMPLIFIER REPRINT 36-page booklet published by "Wireless World" 3/6

WILLIAMSON OUTPUT TRANSFORMER. Built to Author's specification, 1.7Ω secondaries. Approved type £3 12 6
WILLIAMSON SMOOTHING CHOKE. Choke No. 2, £1 2 6. Choke No. 1, 12/6
PRE-AMP. CHOKE, 50H, 20 mA., 1,500Ω 15/6
FEDEK UNITS.

High class radiofeeder units with R.F. stage. Switched pick-up sockets. Glass scales. Completely aligned.
MODEL A. Covers 16/50, 190/650 and 900/2,000 metres. Price, including Purchase Tax £10 8 6
MODEL B DE LUKE. Covers 45/145, 190/590, 900/2,000 metres and six ranges of band spread. Price, including Purchase Tax £18 7 6
MODEL E. As Model A, but with Variable Selectivity and infinite Impedance detector. Price, including Purchase Tax £12 15 0
"VIEW MASTER" TELEVISION RECEIVER. All individual parts stocked as well as complete kits of components as set out below.

- CONSTRUCTOR'S ENVELOPE,** containing full instructions, layouts, diagrams, etc., 5/-, post free.
W.B. Chassis and Speaker £6 5 0
T.C.G. Condensers (Midland £7) £6 15 0
Westinghouse Rectifiers £3 2 6
Morganite Resistor Kit (Midland £1/6/-) £1 6 8
Morganite "Q" Type Pots 9 0 0
Plessey Transformer, Focus Coils, etc. £5 12 6
Colvern Wire Wound Potmeters 19 8
Bulein Panels and Switches 12 6
Wearite Coils and Choke (Mid. £1/10/-) £1 2 0
Belling Lee 707 Connector Unit 7 6
W.B. Table Cabinets £6 17 6
12in. Tallon Console Cabinets £13 3 0
9in. Tallon Console Cabinets £12 3 0
12in. Tallon Table Model £7 17 6
9in. Tallon Table Model £6 5 8
9in. Millard or Mezda C.R.T. £11 6 10
9in. Millard, Ferranti, or Me. C.R.T. £15 2 6

B.V.A. AND TUNGSRAM VALVES. Send for the valve you urgently require. C.O.D.
POLISHED ALUMINIUM CHASSIS, 16 S.W.G., 4 SIDES, 3 in. DEEP.
 10in. x 6in., 10in. x 8in., 8/6; 12in. x 9in., 10/6;
 14in. x 9in., 16in. x 8in., 11/6; 20in. x 8in., 12/6
EDDYSTONE SHORT-WAVE COMPONENTS. Full range stocked. Eddystone illustrated catalogue 6d

SPECIAL OFFERS

- 0005 2-ane T. Condensers 6/6
- Coil Packs 3 W.B. Miniature £1 9 6
- 485 Ko's I.F. Transformers pair 12 6
- T.M.O. 1 mfd. 7 Kv. Condensers with clip 12 6

INSTRUMENT WIRES. Comprehensive range in enamelled cotton and silk covered copper wire from 16 S.W.G. to 40 S.W.G.

EX-GOVT. SURPLUS. A good range of equipment at bargain prices.
S.T.C. Ball Microphones. List approx £22 £4 15 0
500 V.A. Auto Transformers, 115/230 £2 2 0
PACKARD BELL PUSH-PULL PRE AMPS. In sealed cartons with accessories and two valves, 68L7 and 28D7 16 6

TRANSMITTING VALVES
 807.6j; 805, 23/6; 813, 27/6; 6L6, 9/6; 6J6, 9/6.
VCR97 C.R.T.'s in maker's transit cases. £1 12 6
 Quantity discounts on Ex Govt. Valves.

SEND NOW 5d. in stamps for 64 PAGE CATALOGUE Terms C.W.O. or C.O.D.

COULPHONE RADIO
 "The Return of Post Mail Order Service"
53 BURSCKOKE STREET
ORMSKIRK, LANCs.
 Phone 987

NOTICES

BRITISH SOUND RECORDING ASSOCIATION. MEMBERSHIP is open to all professional and amateur recording engineers, high quality reproduction enthusiasts are also specially catered for.

THE B.S.A.R. Diary for 1950 is available to non-members, price 4/6; it contains valuable data on recording and reproducing topics; full information, with brochure and membership application form from the Membership Secretary: Harrie J. King, 48, Mount View Rd., North Chingford, London, E.4. [2119]

WANTED, EXCHANGE, ETC. WANTED, Magnetophon Toms B, with spares (amplifier not required).—Box 2665. [5074]

WANTED for Bendix radio compass, loop LP.21A or LP.31A, also relay BK22A.—Raymart, Kingswear, S. Devon. [5277]

WANTED, surplus relays and push-button units, any condition, large or small quantities; highest prices paid.—Box 6485. [3532]

WE pay top prices for used test equipment, all types.—University Radio, Ltd., 22, Lisle St., London, W.C.2. Tel. Ger. 4447 and Ger. 8582. [9992]

WANTED, AR88Ds, SX28s, cash or part exchange; no objection slight repair.—P.C.A. Radio, Cambridge Grove, London, W.6. Tel Riv. 3279. [0080]

WANTED, all kinds of laboratory test equipment, standard signal generators, bridges, oscilloscopes, "Q" meters, etc.; send price and details to:—
HATFIELD INSTRUMENTS, 175, Uxbridge Rd., Hanwell, W.7. Tel. Ealing 0779. [10037]

WANTED, all types of radio equipment, test instruments, radio receivers, personal sets, television, components, etc. etc.; call, write, send or phone.
MILLER'S RADIO, 35a, Newport Court, Charing Cross Rd., London. [5221]

WANTED, 12-bobbin coil winder complete with paper interleaving attachments, Lessonia or Avo preferred; price, condition and where may be inspected.—Box 3436. [5329]

WE buy for cash, new, used radio, electrical equipment, all types; specially wanted, radios, radiograms, test equipment, motors, chargers, recording gear, etc.—If you want to sell at the maximum price, call, write or phone to University Radio, Ltd., 22, Lisle St., Leicester Sq., W.C.2. Ger. 4447.

REPAIRS AND SERVICE

MAINS transformers rewound, new transformers to any specification.
MOTOR rewinds and complete overhauls; first-class workmanship, fully guaranteed.
F.M. ELECTRIC Co., Ltd., Pottery Bldgs., Warser Gate, Nottingham, Est. 1917. Tel. 38555.

MAINS transformers rewound promptly, usual guarantee.—Radio Rewind Service, Brithdir, nr. Dolgellay, N. Wales. [5243]

REWINDS. Our winding dept. having been extended and re-equipped with the latest machines, now offers an unrivalled service. ALL types of transformers, field coils, chokes and solenoids, other than wave wound, promptly rewound as an exact replica or to your specification, incorporating the following special features:—
 LAYERS paper interleaved; wound with Lew-mex insulated wire; vacuum impregnated, full comprehensive testing during all stages of rewind and final high voltage interwinding insulation test of at least 28kv; connections made to tag panels or left to required length, colour coded; smart external appearance.
 SEND, quoting name and model of receiver or giving particulars of requirements with number and types of valves used.
TO: Aish & Co., Ltd., Vanguard Works, Poole, Dorset. Tel. Poole 600. [5280]

MAINS transformers rewound or constructed to any specification; prompt delivery.—Bede Transformer Co., Ltd., Bedesway Bede Trading Estate, Jarrow. [3198]

TELEVISION sets converted from London to Midland station; radio repairs and assistance to home builders.—E. W. Shackle, High St., Harlington, Hayes, Middx. [5165]

MAINS transformers rewound or constructed to any specification, prompt deliveries.—Avon Transformer Co., 20, Heath Terrace, Leamington Spa, Warwick. [4498]

REPAIRS to moving coil speakers, cones, coils fitted, field rewind or altered; speaker transformers, clock coils rewound; guaranteed satisfaction, prompt service.
L.S. REPAIR SERVICE, 49, Trinity Rd., Upper Tooting, London, S.W.17. Balham 2359.

TELEVISION radio and amplifier repairs or modifications; other built receivers aligned and tested; quotations by return; any type transformer or coil supplied.
BERNARDS, 12, Chelverton Rd., Putney, London, S.W.15. Put. 7536. [5199]



No other receiver in its price-class can approach the Armstrong RFR03/Type 3 with its 10-valve circuit, highly efficient R.F. stage and its two stages of I.F. amplification with a selectivity better than 7 Kc/s. Among its many refinements are the three stages of A.V.C. negative feed-back, slide rule dial and flywheel tuning. Wave band coverage is from 16-50, 195-550 and 800-2,000 metres, and mains voltage is 200-250 A.C. When the chassis is used as a gramophone amplifier the large amount of amplification available enables a high quality pick-up of the miniature type to be used without additional amplification.

19 Gns.
 plus P. Tax

OTHER ARMSTRONG CHASSIS

Model EXP83/2. An eight-stage all-wave radiogram chassis is designed to provide quality radio and record reproduction for the "not-so-rich."
 Plus P. Tax **£15.8.9**

Model 125/2. The "Armstrong" triumph—a 14-valve all-wave radiogram chassis with a S.W. band down to 10.9 metres. The chassis for the man who wants the best.
 Plus P. Tax **£33.12.0**

ARMSTRONG TELEVISION—MODEL T.V.20. A wide-range 21-valve instrument incorporating a 52.10.0 12in. C.R. Tube.
 Plus P. Tax

Write now for full information

ARMSTRONG

THE CHASSIS PEOPLE

Armstrong Wireless & Television Co. Ltd., Warters Road, Holloway, London, N.7. Tel. NORth 3213 3589

AMERICAN RADAR INDICATORS

Type ID-6/APN-4, with 5-inch 6.3 v. 5CPI electrostatic Television or Oscillograph C.R. Tube, and 26 Int. Octal 6.3 v. Valves: sixteen 6SN7-GT twin triodes; three 6SL7-GT high-mu twin triodes; one 6SJ7-GT R.F. pentode; and six 6H6-GT twin diodes. 100 Kc/s Crystal Unit; 23 Potentiometers, countless Resistors and Capacitors, all oil-filled or moulded mica. Hundreds of pounds worth of super quality gear with countless applications, for only £6/17/6 carr. paid, subject unsold. Limited quantity, Immediate despatch, cash with order.

**WIRELESS SUPPLIES
UNLIMITED,**
264-266 Old Christchurch Road,
Bournemouth, Hants.

**TELEVISION RECEIVERS
SCANNING and FOCUS COILS
TIME BASE COMPONENTS
7KV. EHT. RF. UNITS and
TRANSFORMERS**



Publications post free
HAYNES RADIO LTD.
Queensway, Enfield.

WILCO ELECTRONICS

POWER PACK. Input 200/250v., 50 c/s Output 500-0-500v. 120 m/a.; 4v. CT 4 amps.; 4v. CT 4 amps.; 4v. CT 3.5 amps. Rack mounting, £4/10/0. Carriage extra.
TRANSFORMERS ONLY, as above, 45/-.
L.F. CHOKES. 20 henry, 150 m/a., 22/6 each.
CONDENSERS. 8 mfd. 750v. D.C. block type, 10/6 c/r.
VCR 139A C/R TUBES, 2½in. electrostatic, 15/- each.
VCR 97. 6in. electrostatic, 35/- each. Postage and packing 2/6, holders for 139A 2/- each.
VCR 140. 12in. magnetic, £6. **VCR 516,** 9in. magnetic, £5. For callers only.
RACKS P.O. Standard 19in., with heavy angle iron base, 5ft. 60/-; 6ft. 70/-; 5ft. 6in. Lighter Type 50/-.
OPERATORS DESKS. Standard 19in. Rack mounted 12in. deep, 15/-.
SPEAKERS P.M. 5in. Rola, in case, 17/6.
AMPLIFIERS. Push-pull. PX25s 15 watts output. Complete with Power Pack, less valves. Rack mounting, £6, carriage extra.
CO-AXIAL CABLE for Television down leads, 75 ohms, 10½d. per yard.
MICROAMMETER—F.S.D. 25 microamps, scaled 0-500, 2½in., 57/6.
VOLTMETERS. 0/300 A.C. M.I. 2½in Flush, 17/6 each., 3½in., 22/6 each.
204 LOWER ADDISCOMBE ROAD,
CROYDON ADD. 2027

REPAIRS AND SERVICE

LOUDSPEAKERS rewound and cones fitted, any make, prompt service.—Dodd's Radio Service, 34a, Bullingdon Rd., Oxford. [5309]

ALL types of ammeters, voltmeters, Avos, etc., repaired; quick, efficient service, estimates free.—Donvin Instrument Co., 91, Princedale Rd., London, W.11. Tel. Park 4469. [10059]

ELECTRICAL measuring instruments of every make repaired and standardised.—The Electrical Instrument Repair Service, 329, Kilburn Lane, London, W.9. Tel. Lad. 4168. [3715]

REWIND service which duplicates or modifies as required; transformers, loudspeakers, etc.; prompt returns.—Raidel Services, 49, Lr. Addiscombe Rd., Croydon. Cro. 6537

REPAIRS—E.H.T., mains and O.P. transformers, field coils and chokes; also armatures and motors; new transformers designed to any specification; all work fully guaranteed. WILLEDEN TRANSFORMER CO., LTD., 781, Harrow Rd., N.W.10. Tel. No. Ladbroke 2946.

"SERVICE with a smile."—Repairers of all types of British and American receivers; coil rewinds; American valves spares, line cord.—F.R.I., Ltd., 22, Howland St., W.1. Museum 5675. [1575]

RADIO MAINTENANCE SERVICE for guaranteed rewinds and repairs; armatures, F.H.P. motors, vac. units, portable tools, etc.; good deliveries.—139, Goldhurst Terrace, N.W.6. Mal. 6133. [9925]

"STURDY" rewinds, mains transformers, chokes and fields, first-class work, prompt deliveries and satisfaction guaranteed.—Sturdy Electric Co., Ltd., Dipton, Newcastle-on-Tyne. [2430]

REWINDS and conversions to mains and output trans, pick-ups, fields, clock coils, car vibrator units, etc., from 4/6; p.p. equipment a speciality, all work guaranteed.—N.L. Rewinds, 4, Brecknock Rd., N.7. [5331]

SECOND-to-nine rewind service, reliable neat return of post service; your television requirements promptly executed. EHT, LHT and heater transformers; stamp for quotations.—R. E. F. 137a, Ashton Rd., Oldham. [3519]

24-HOUR service, 6 months' guarantee, any transformer rewind, mains outputs and i.f.s., etc.; all types of new transf., etc., supplied to specification; business heading or service card for trade prices.—Majestic Winding Co., 180, Windham Rd., Bournemouth.

METROPOLITAN RADIO SERVICE for rewinds, mains and E.H.T. transformers, chokes and field coils; delivery 3-5 days; new transformers designed and manufactured singly or in quantities.—Metropolitan Radio Service Company, 1021, Finchley Rd., London, N.W.11. Tel. Speedwell 5000.

NATIONAL RADIO SERVICE & TELEVISION Co., the complete service for high fidelity construction and maintenance; high fidelity receivers and amplifiers built to specification, converted and modernised; also transformer and armature rewinds and speaker repair service.—82, High St., St. John's Wood, N.W.8. Tel. Primrose 6725. [5305]

WORK WANTED

SPECIAL receivers, test gear, electronic apparatus, experimental and design work.—If you have a problem which needs expert handling, write in first instance to J. Mort, B.Sc., A.M.I.E.E., BCM/HIFDEL, London, W.C.1.

DRAUGHTING, tracing and photoprinting services; estimates free; contractors to the Ministry of Supply and the Admiralty for drawing and tracing work to their requirements and specifications, sub-contracting work of this nature undertaken.

DRAWING & TRACING, Ltd., 456a, Ewell Rd., Tolworth, Surbiton. Tel. Elmbridge 7406. [4183]

WE offer the facilities of our modern factory to the radio trade; our surplus capacity includes light electrical and mechanical assembly, equipped with Flowline conveyors readily adaptable to radio trade requirements; modern tool design office and tool room for press tool and jig production; machine shop including automatics, castings, power and hand presses, rotary swaging; prototype work undertaken; A.I.D. and A.R.B. approved; competitive prices and continuity assured.
SUTER ELECTRICAL ENGINEERING, Ltd., Eugene Building, Welsh Harp, London, N.W.9. [5101]

MISCELLANEOUS

ALUM chassis, plain, or fully drilled to your requirements.
12in X 6in X 2½in. open ends, 3/9 post paid.
8in X 4in X 2in. four sided, 2/9 post paid.
9in X 7in X 2½in. four sided, 3/9 post paid.
12in X 9½in X 2½in. four sided, 5/6 post paid.
16in X 9½in X 2½in. four sided, 7/9 post paid.
18in X 9in X 3in. four sided, 8/6 post paid.
17in X 6in X 3½in. four sided, 8/9 post paid.
INT. octal holes 3d. other valve holes 6d; other prices on application; s.a.e. please.
TAYLOR & TOY, Dog & Duck Ferry, Worcester. [5311]

ALL THE BEST
at one address.

HOLLEY'S RADIO STORES

CALL AND HEAR
LEAK AMPLIFIERS, TUNER AND
PICK UP.

WILLIAMSON AMPLIFIER AND
TUNER.

VORTEXION
"STEREOPHONIC" AMPLIFIER
AND ACOS "GP20" PICK UP.
SOUND SALES AMPLIFIERS, T.C.
UNITS, RADIO TUNERS AND
PICK UP.

ACOUSTICAL AMPLIFIER AND
R.F. TUNER.

RADIO TUNERS BY RUCO.
LOUDSPEAKERS BY
A. C. BARKER.

GOODMANS "AXIOM"
SPEAKERS.
WHARFEDALE NEW CORNER
SPEAKER.

ALSO, ARMSTRONG ALL-WAVE
CHASSIS.
from £18/7/1.

at 285, Camberwell Road,
S. E. 5
Phone RODney 4988
Open all day Saturday.

TESTOSCOPE Mains Tester
For high & low voltage testing:—
1/30 & 100/850 volts A.C. or D.C. Write for interesting leaflet 30F.
VISIT STAND C732. B.I.F.

RUNBAKEN - MANCHESTER I

POST RADIO SUPPLIES

OFFER EX STOCK

COPPER INSTRUMENT WIRE.
ENAMELLED, TINNED, LITZ,
COTTON AND SILK COVERED.

Most gauges available.

B.A. SCREWS, NUTS, WASHERS,
soldering tags, eyelets and rivets.

EBONITE AND BAKELITE PANELS,
TUFNOL ROD, PAXOLIN TYPE COIL
FORMERS AND TUBES, ALL DIAMETERS.

Latest Radio Publications.

THE CRYSTAL VALVE
as used in radar receivers.

These Crystal Valves or Diodes are not Government Surplus but brand new goods manufactured by one of the largest and most famous Radar Equipment Manufacturers in the country.

3/6 each, postage 2½d.

Protective Tube and Fixing Brackets, 3d. extra.
Send stamped addressed envelope for comprehensive lists. Trade supplied.

POST RADIO SUPPLIES

33, Bourne Gardens, London, E.4.
Phone: CLIssold 4688

VOIGT PATENTS LTD.

March 1950

From Mr. Voigt.

Readers will remember from my message (Sept. "W.W." page 33) that I intend to cross the Atlantic, lecture etc. from Toronto as centre, explore the "hi fi" position out there, and maybe sell a few Voigt speakers.

Recently, when my health curve was rising, passages were booked for April. An X-Ray since then proved a spinal fault to be involved, and a support (nothing like this!) → has been rushed through. The address for Voigt speaker demonstrations in Toronto is not yet known. Interested Toronto enthusiasts please send in your names.



In my absence correspondence will be dealt with by others. Also a part time demonstration/service point is being organised at No. 7 The Parade, Wells Park Road, Sydenham, S.E.26. Here my instrument maker when not away at sub-contractors will demonstrate by appointment. Evening demonstrations can be arranged for Fridays 7 p.m. (No phone yet).

If your amplifier delivers an undistorted output, you should have: A horn-loaded Voigt speaker with rematched diaphragm. The open P.M. Type is £40 ex-works. Horns (in the white) £19/10/- or £47/10/- ex-works.

You can order direct. (Trade also supplied against pro-forma).

VOIGT PATENTS LTD.

C/O BCM/VOIGT, LONDON, W.C.1

MISCELLANEOUS

FOR sale, large number "Radio News," also "W.W.," suit club.—Box 3357. [5239]

SUPERB quality walnut radiogram cabinets: stamp, leaflets.—Cabinetware, 1A, Heyes St., Blackburn. [0081]

RADIO and television cabinets made to individual requirements.—Sketch and details to Burman's, 64, Reighton Rd., London, E.5. [5020]

WALNUT radiogram and television cabinets, manufacturer's samples, few only: stamp details.—Walters, 501, Hale End Rd., E.4. [5110]

MEGATRON selenium photo-electric cells, all standard sizes in stock from 67mm dia. 28/6 to 37x16.5mm 5/-, s.a.e.: full details.—G.R. PRODUCTS, 78, Repton Rd., Bristol, 4. [5162]

ALUMINIUM chassis and panels, any size manufactured quickly, holes punched for valveholders, etc., plain or cellulose finish.—E. A. D., 18, Broad Road, Willingdon, Sussex.

ALL new ideas, inventions and constructions particularly television tubes which make the manufacture of cheap TV sets possible, will be well paid for if practical.—Full details to Box 3435. [5325]

TELEVISION mast sections, 8ft 9in x 3in dia., 9in tight fitting sockets, steel tubular, reach any height, 15/6 ea 6 or more 13/9 ea., all carr. paid.—Foundation Oil Co., Ltd., 8 Orford Hill, Norwich. [4971]

ENGRAVING, amateurs and trade could take the opportunity of engraving problems in the future by getting in touch with A.G. Engraving, 19a, Windmill Rd., London, S.W.18. Brass, bronze, erinoid, perspex dials; one knob or repetition equally entertained. [0034]

W.W. Scope (May '48) with separate p/pack appt. W.W. and cct. details supplied, well made, £10; both vols. "Sturley Rcr. Design," "Terman's Measurements," and 5 other books on dsgn. and constn., all good cond., 25 "W.W.s" from '47, 40-odd I.E.E. Journals; accept £2/10 the lot.—Write The Villa, Oddington Rd., Stow, Glos. [5244]

COPPER wires enamelled, tinned, Litz, cotton, silk covered, all gauges; BA screws, nuts, washers, soldering taks, eyelets; ebonite and laminated bakelite panels, tubes, coil formers; Tufnol rod; headphones, flexes, etc.; latest radio publications, full range available; list, s.a.e.; trade supplied.—Post Radio Supplies, 33 Bourne Gardens, London, E.4. [1454]

FLUORESCENT lighting, 80 watt tapped, kit 29/5; 40 watt, ditto 27/6; 80 watt chokes (tapped), 17/6; power factors, 4/6; starters, 3/-; holders, 1/-; 80 watt ballast (tapped) unit, 31/6; 40 watt, ditto, 28/6; 4ft 40 watt fitting complete, 56/-; 25 models to choose from; all goods guaranteed, post and packing extra; send us your inquiries.—Rathonic Industries (Dept. W.W.), Works, 63, Oldhill St., London, N.16. Sta. 2666. [5288]

SITUATIONS VACANT

GOVERNMENT OF IRAQ.

CHIEF Radio Engineer required for Basrah Port Directorate for one tour of three years in first instance: salary I.D.80, rising to I.D.110 a month. Cost-of-living allowance between I.D.10 and I.D.14 a month. (Iraq Dinar 1=£1.) Provident fund. Free passages. Candidates must possess P.M.G. 1st Class Certificate in Wireless Telegraphy and be A.M.Brit.I.R.E.E., or hold City and Guilds Final Certificate in radio communication or be A.M.I.E.E. with specialist knowledge of telecommunication work. They must have practical experience of commercial wireless transmitters and receivers and electrical equipment; experience at a large civil airport an advantage. Apply at once by letter, stating age, whether married or single, and full particulars of qualifications and experience, and mentioning this paper to the Crown Agents for the Colonies, 4, Millbank London, S.W.1, quoting M/N/24877 (3B) on both letter and envelope. The Crown Agents cannot undertake to acknowledge all applications, and will communicate only with applicants selected for further consideration. [5286]

SERVICE department of large radio manufacturers in North London has vacancies for:—
(a) Radio Engineers.
(b) Receiving Clerk.
(c) Office Junior (male or female) and workshop Junior.

APPLICANTS for (a) must have at least secondary school education and hold matriculation or school certificate and have adequate training in radio theory and practice.
FOR (b) qualifications should include education to school certificate standard, and some practical knowledge of radio.

THE vacancies under (c) offer opportunities for boy or girl with good education, capable of accurate and conscientious work, and anxious to learn and progress. Some interest in radio would be an advantage.

APPLICANTS, in own handwriting, must include full particulars of education, qualifications, technical and commercial experience, age and salary required.—Box 406, c/o Era Publicity Ltd., 7, Fitzroy Sq., London W.1. [5284]

STANDARD ENCLOSED RACK



Registered Design No. 858451

The Imhof 6ft. and 4ft. enclosed racks are standard articles, available from stock. They embody several unique features in their design. For example, both sides as well as back door are swung on lift-off hinges, and multiple units may be formed using only two end doors. Panels, chassis, chassis runners—telescopic and fixed, desk unit, gram unit and mobile base are all standard accessories.

Write for leaflet giving full details or catalogue of our complete range of standard cases, chassis, handles, etc.

IMHOF'S

112/116 NEW OXFORD ST., LONDON, W.C.1
TELEPHONE MUS. 7878 (20 lines)



THE "FLUXITE GUINS" AT WORK

"We must FLUXITE our aerial!" said EH.

"Let's climb without further delay,"

"I say, don't look now, There'll be a fine row I've taken his ladder away!"

See that FLUXITE is always by you—in the house—garage—workshop—wherever speedy soldering is needed. Used for over 40 years in Government works and by leading engineers and manufacturers. Of all ironmongers in tins, 10d., 1/8 and 3/-.

TO CYCLISTS! For stronger wheels that will remain round and true, here's a time tested tip. Tie the spokes where they cross with fine wire and SOLDER. It's simple — with FLUXITE — but **IMPORTANT.**

The FLUXITE GUN puts FLUXITE where you want it by a simple pressure. Price 2/8, or filled, 3/8

FLUXITE SIMPLIFIES ALL SOLDERING

Write for Book on the Art of "SOFT" Soldering and for Leaflet on CASE-HARDENING STEEL and TEMPERING TOOLS with FLUXITE. Price 1d. each

FLUXITE LTD. (Dept. W.W.) BERMONDSEY STREET, LONDON, S.E.1.

Thinking of building a Television Set ?



**10 VALVE
1 1/2 METRE
SUPER-HET**

4 gns. Ideal for conversion into Carriage Paid Television Receivers. I.F. 12 Megs. Band width 4 meg. Co-axial input and output sockets. 10 Mazda Mains type VR65 (SP61) valves, 6-3 volt filaments.

This receiver comprises a one pre H.F. amplifier, diode mixer, oscillator, five I.F. stages, second detector and audio stage. It requires a power supply of 300 volts x 60 mills. H.T. and 6.3 volts. 4 amperes L.T. It may be modified either as a vision or sound only receiver or sound and vision receiver. The H.F. frequency changer and oscillator tuned circuits can be modified to the television frequencies by shunting the coils with 30 p.f. trimmers.

**Dept. W.W.,
WIRELESS INSTRUMENTS
(LEEDS) LTD.
54-56 The Headrow, Leeds. Tel. 22262.**

SITUATIONS VACANT CROWN AGENTS FOR THE COLONIES.

ELECTRICAL ENGINEER (ELECTRONIC) required for the headquarters staff at the London Office. Salary scale £750 a year rising to £1,000 a year. Extra duty allowance of 8 per cent of annual salary also payable at present. Engagement will be on unestablished terms with a prospect, after satisfactory service, and as vacancies occur, of appointment to the established and pensionable staff and promotion to a higher grade. Candidates should preferably hold an honours degree in electrical engineering (telecommunications and electronics) or be corporate members of the Institution of Electrical Engineers. They should have served an apprenticeship with a firm of electrical engineering manufacturing radio or associated equipment and have had substantial experience on the manufacturing and technical side of the industry. The appointment will, in the first instance, be to the Inspection Department and candidates should be capable of dealing with the problems arising from the inspection of a wide variety of electronic equipment by a staff of Inspecting Engineers. Apply at once by letter, stating age, whether married or single, and full particulars of qualifications and experience, and mentioning this paper to the Crown Agents for the Colonies, 4 Millbank London, S.W.1, quoting M/N/25333 (3B) on both letter and envelope. The Crown Agents cannot undertake to acknowledge all applications and will communicate only with applicants selected for their consideration. [5256]

BRITISH ELECTRICITY AUTHORITY. London Division.

GENERAL Assistant Engineers. APPLICATIONS are invited for appointments as general assistant engineer in the communications section of the technical department.

DUTIES will be in connection with testing and maintenance of the private communications system owned and maintained by the Authority, including equipment using line teleprinter and radio techniques.

APPLICANTS should have a degree or Higher National certificate in engineering or equivalent, and should preferably have had works experience. Scientific qualifications will be considered. **THE** commencing salary will depend on qualifications and experience, but will be within the range of £337 per annum to £569 per annum, plus 5% or £25 per annum, whichever is the greater, as London Allowance, in accordance with National Joint Board, Schedule Class AX, Grade 8.

THE appointment will be superannuable under the terms of the British Electricity Authority's Superannuation Scheme.

APPLICATIONS giving full particulars of education, training and experience, should be forwarded to the Acting Divisional Secretary, British Electricity Authority, London Division, Ergon House, Horseferry Rd., Westminster, S.W.1 so as to be received within 14 days of date of publication of this issue.

J. N. WAITE
Divisional Controller. [5261]

TELEVISION/RADIO engineer, age, experience and wages required to Marshall's, 24, High St., Clay Cross. [5261]

WANTED, radio mechanic, some television useful; man out of Forces might suit; able to drive; East Anglia.—Box 2661. [5060]

TELEVISION testers required by North London manufacturers.—Please give full details regarding past experience, etc., to Box 3359. [5241]

WANTED for employment in various parts of the United Kingdom and N. Ireland, personnel experienced in maintenance and repair of radar and electrical fire control equipment. **SALARY** scale £300 per annum rising to £525, applicants should furnish full details of age, practical experience, technical qualifications held and in which part of the U.K. they would like to be employed.

REPLIES should be addressed to D.D.M.E., H.Q.A.A. Command, Stanmore, Middlesex. [5267]

SERVICE engineer age 25-28 years, for watch timing equipments with good knowledge of electronics, able to diagnose quickly and correctly for failures in electronic apparatus; London area.—Box 3420. [5317]

PILOT RADIO, Ltd. requires immediately, fault finders, testers and mechanical inspectors for radio and television alignment; experienced in factory production; five-day week, with good rates of pay.

APPLY or write too.—Park Royal Rd., London, N.W.10. [5294]

A large radio and television manufacturer in the eastern suburbs of London is expanding manufacturing capacity and requires additional testers and fault finders; applicants should give full details of experience to Box 3371. [5272]

ENGLISH ELECTRIC and Marconi's Wireless Telegraph Co. require qualified senior and junior television research and development engineers for their television departments at Liverpool and Chelmsford; vacancies cover studio and domestic equipment; unqualified engineers with extensive practical experience will be considered.—Write, giving full details, quoting reference TVG to Central Personnel Services, 24 Gillingham St., Westminster, S.W.1. [5076]

NEW! NEW! NEW!

"SYMPHONY NO. 2" Sensational new Audio Amplifier by N.R.S. A complete breakthrough from contemporary design. 10 w. push-pull output, 3 separate channels, complete and independent control of bass, middle and top registers, neg. feedback over 3 stages, Woden transformers throughout. Inputs for all pickups and tuners. Output for 3, 7.5 and 15 ohms. Chassis finished black crackle. Large scale production enables us to offer this magnificent instrument at only 13 guineas, Carriage paid.

"SYMPHONY No. 1" AMPLIFIER. A somewhat smaller edition of the above and with single valve output but incorporating the same patent principles 5 w. output, £8/19/6.

NO. 1 4-WATT AMPLIFIER for A.C. Mains £5/19/6. Complete Kit £5/10/-.

NO. 2 P.A. AMPLIFIER. 15 w. push-pull output, gram and mike inputs, 10 guineas. Complete Kit £9/10/-.

All above Amplifiers have full provision for Radio Feeder Input.

NO. 1 HIGH QUALITY TUNER. Specially recommended for above amplifiers and Leak J. Williamson and Charles Amplifiers. L. & M. wave T.R.F. infinite impedance detector. Incorporates whistle filter Absolutely complete, built and tested £5/10/-.

NO. 2 L.M. & S.-WAVE SUPERHET TUNER. special quality bandwidth, beautiful large full vision dial assembly. £8/10/-.

SPECIAL BARGAINS! A few only very slightly used Collaro AC49 mixed 8-record Changers for A.C. Mains 100-250 v. 60 cycles £12/19/6. Marconi AC100 non-mixed 10-record Changers with hi-d pickup and transformer £10 each. All guaranteed perfect.

NEW, UNUSED BARGAINS: Marconi AC100 Changers in beautifully made polished wood table cabinet £14/10/-.

COLLARO MICROGRAMS in brown rexine case 15 x 15 x 7 1/2 in., 31 w. output, centre drive motor and magnetic pickup, £13/10/-.

MICROGRAM CABINETS only 47/6. Full range of COLLARO SINGLE RECORD PLAYERS, centre drive and rim drive.

Full range of WHARFEDALE SPEAKERS and CROSSOVER UNITS.

BARGAIN CATALOGUE 21d. TERMS: C.W.O. or C.O.D. any amount.

NORTHERN RADIO SERVICES,
18, Kings College Road, Swiss Cottage,
London, N.W.3. Phone: PR1mrose 8314

TRANSFORMERS & COILWINDERS NEW AND REWINDS

All transformers interleaved & Impregnated Tested or (1) Shorted turns. (2) Insulation at 2 K.V. minimum. E.H.T. A SPECIALITY. "E.E." MIDLAND SOUND & VISION COILS 18/6 SET. C.W.O.

J. E. THORNER & SONS
3 DEAN AVE · MANCHESTER 16
CHO 3849 EST. 1925

SAMSONS SURPLUS STORES

Ex Govt.

H.T. TRANSFORMERS

- Primary 200-250 v. Sec. 4 v. 3a. 4 v. 6a. C.T. 4 v. 6a., 17/6 Post 1/6.
 - Pri. 200-250 v. Sec. 6.3 v. 6a. G.T. 5 v. 6a. C.T. 7.5 v. 6a. C.T. 7.5 v. 6a. C.T. 4 v. 2a., 25/- Post 2/6.
 - Pri. 200-250 v. Sec. 350-0-350 v. 250 m/a. 4 v. 3 a., 35/- Post 2/6.
 - Pri. 200-250 v. Sec. 1250-0-1250 v. 400 m/a. 4 v. 2 a., 65/- Post 3/6.
 - Pri. 200-250 v. Sec. 900-0-900 v. 4 v. 2 a. 250 m/a., 45/- Post 2/6.
- Transformers (by famous American manufacturer). Prim. 230 v. Sec. 150-0-150 v. 75 m/a., 12/6. Post 1/-.
- Brand New. H.D. Transformers. Prim. 230 v. Sec. 11 v. 11.5 v. and 12 v. 70 amps., £4/10/- Carr. 4/-.
- Brand New. Variac Transformers. Input 200-240 v. Output 220 v. 7.5 amps. 1.68 KVA., 65/- Carr. 3/6.
- Heavy Duty Auto-Transformers. 110, 150, 190, 230 v. at 1.6 KVA., £4/10/- Carr. 4/-.

169/171 Edgware Road, London, W.2. Tel.: Fadd. 7851
125 Tottenham Court Road, W.1. Tel.: Eus. 4932.

All orders and enquiries to our Edgware Road branch please

BULLANCO.66 QUEEN'S R' S' E J S TEL. NEW CROSS 1092

ALUMINIUM SHEET EXPANDED TUBES, ANGLES, BARS, RODS, HOULDINGS, RIVETS

S.A.E. FOR LIST ANY SIZES CUT OR FOLDED

LYONS RADIO

Receiver Type R3515. Adaptable for reception of Television sound or vision. Fitted with 10 VR65's, 5 VR56's, 3 VR55's and 1 each of VR54 and VR53, 13 Mc. I.F. strip, condensers, resistors, etc. Price 50/-, Carriage 5/-.

Telephone Set "H," Mk. 3. A sound-powered telephone set (batteries NOT required), housed in metal box 10 x 5 x 4 in., complete with hand set, call bell and hand generator for ringing extension bell. Ideal in the home, factory or office. Price 25/6 each, post 1/6, or 50/- per pair carriage free

Coaxial Cable. First grade quality, 80 ohms impedance, just right for the Television lead-in, mike cable, etc. Price 9d. per yard. Post 0d. under 12 yds.

Condensers. New and unused, paper, metal case:

- 6 mfd. 1,500 v. Wkg. Overall size, 5 1/2 x 3 3/4 x 3in. Price 5/- each, post 0d., or 3 for 15/-, carriage free.
- 0.4-0.4 mfd. 7,500 v. Wkg. Overall size, 8 1/2 x 4 3/4 x 3 3/4 in. Price 10/-, Post 1/6.

A.C. Voltmeters. Switchboard mounting type, 0/300 v. A.C., first grade m/iron, scale length 6in. dia. over fixing flange 8in. Price 35/-, Post 1/6.

3, GOLDHAWK ROAD (Dept. M.W.) SHEPHERDS BUSH, LONDON, W.12
Telephone: Shepherds Bush 1729

THE MODERN BOOK CO.

The Radio Amateur's Handbook, 1950 edition. By A.R.R.L. 20s. Postage 9d.
 Radio Amateur Call Book Magazine. 16s. Postage 9d.
 Radio Servicing Equipment. By E. J. G. Lewis. 25s. Postage 9d.
 The Principles of Television Reception. By A. W. Keen. 30s. Postage 9d.
 Television Servicing Manual. By E. N. Bradley. 4s. 6d. Postage 3d.
 Magnetic Recording. By S. J. Begun. 42s. 6d. Postage 9d.
 Radio Valve Data. Compiled by "Wireless World." 3s. 6d. Postage 3d.
 Wireless Amplifier Manual, Number 2. 3s. Postage 2d.
 Loudspeakers. By G. A. Briggs. 5s. Postage 3d.
 Radio Receiver Servicing and Maintenance. By E. J. G. Lewis. 8s. 6d. Postage 6d.
 Basic Television. By Bernard Grob. 55s. 6d. Postage 9d.
 Radio Engineering. By E. K. Sandeman. Volume 1. 45s. Volume 2. 40s. Postage 9d. each.
 Amateur Radio Receivers. By S. K. Lewer. 3s. 6d. Postage 2d.
 Radio Receiver Design. By K. R. Sturley. 2 volumes. 28s. each. Postage 9d.
 The Amplification and Distribution of Sound. By A. E. Greenlees. 16s. Postage 6d.
 Radio Data Charts. By R. T. Beatty. 7s. 6d. Postage 6d.
 We have the finest selection of British and American radio books in the Country. Complete lists on application.

19-23 PRAED STREET

(Dept. W.4)

LONDON W.2

PADDINGTON 4185

COPENHAGEN WAVE-CHANGES

"Quality Reception" better than ever!

Lowther's particular attention to Long-wave (Light programme) is of great benefit.

Tuner Units, for all circumstances, by craftsmen.

Further details, please write:—

THE LOWTHER MANUFACTURING CO.

(The Laboratory Production Unit).

Lowther House, St. Mark's Road, Bromley, Kent RAV. 5225

SITUATIONS VACANT

FERRANTI, Ltd., have a vacancy at their radio works, Manchester, for a draughtsman-designer of cabinets for radio and television, experience in design of high-class modern furniture is an essential qualification.
APPLICATION forms from the Staff Manager, Ferranti, Ltd., Hollinwood, Lancs. [5271]

TELEVISION service engineers offered progressive position with leading manufacturer, must be fully experienced on outside representation and hold clean, current driving licence, resident all areas 30-mile radius London.—Apply Box 2692 [5123]

PHYSICISTS and electrical engineers preferably with experience in dielectric research or capacitor manufacture, required by leading London firm of component manufacturers.—Write giving full details and salary required to Box 5367. [5262]

RADIO valve engineer required as technical assistant in the factory valve engineering department; at least ten years' experience in this kind of work and minimum academic qualifications equivalent to Higher National Certificate necessary.

WRITE in confidence to the Personnel Officer, Standard Telephones & Cables, Ltd., Footscray, Sidcup, Kent, giving details of qualifications, experience and salary required. [5246]

DRAUGHTSMAN required for detail and assembly drawing of R.F. heating equipment, new air-conditioned factory in Reading area, excellent opportunity for experience in a firm who must be quick and able to produce final drawings from rough sketches.—Write Box 2683.

DESIGNER/DRAUGHTSMAN required in department engaged on the design of electronic test gear by large light electrical engineering manufacturer in East London area; the position is permanent and pensionable to applicant with experience of similar work—kindly state full details to Box 3437 [5330]

DESIGNER draughtsman required for the engineering laboratory of a large light engineering firm in the West London area for development work; should have a knowledge and experience of tool design; apply giving details of age and experience to—Box 3402. [5292]

TELEVISION engineer, with first-class knowledge and experience of modern television production and development, required by North London manufacturer; only applicants in similar position with full qualifications should apply giving details of experience and salary required to Box 3358. [5240]

IN any grade or capacity there is usually a job for the right man at Sound Sales, Ltd.; applicants, who should be of British origin, should state age, details of experience, salary or wage required by letter; testimonials should not be forwarded with inquiry; previous factory experience essential.

The Managing Director, Sound Sales, Ltd., West St., Farnham, Surrey. [0054]

A NUMBER of senior and junior vacancies for radio, radar, electronic, television, etc., development, service engineers, draughtsmen, wiremen, testers, inspectors, etc., urgently required 30 television service engineers.—Write in confidence, Technical Employment Agency, 179, Clapham Rd., S.W.9 (Brixton 3487). [5191]

SENIOR draughtsmen required with experience in design of manual or trunk telephone equipment and apparatus; these vacancies carry good salaries and offer scope for advancement; write giving full details of experience to—Personnel Manager, Telephone Manufacturing Co., Ltd., Martell Rd., West Dulwich, S.E.21. [5321]

JUNIOR designer draughtsman required for the engineering laboratory of a large light engineering firm in the West London area; should be between 20 and 25 years of age, experienced in domestic appliance design and preferably with mechanical training; apply giving details of age and experience to—Box 3403. [5293]

A leading firm of mobile radio equipment producers requires sales engineers for technical sales liaison, primarily with the automobile industry, applicants between 25 and 35 and possessing sound radio engineering training should apply in writing, giving age, qualifications, details of experience and salary required to Box 3370. [5265]

ENGLISH ELECTRIC VALVE Co., Chelmsford, require a young graduate engineer interested in micro wave or general work on electronic valves; an interesting position with good prospects after suitable training.—Write giving full details quoting Ref. 532 to Central Personnel Services, 24, Gillingham St., Westminster, S.W.1. [5062]

ENGLISH ELECTRIC, Stafford, invite applications from junior draughtsmen for detail design on prototype watt-hour meters, instruments and relays; permanent positions, accommodation.—Apply, quoting reference 122, giving full details to Central Personnel Services, The English Electric Co., Ltd., 24, Gillingham St., Westminster, S.W.1. [5249]

NUSOUND PRODUCTS

136 WARDOUR ST., LONDON, W.1

Tel. GEtford 8845

HOME BUILT TELEVISION AND AMPLIFIER SPECIALISTS

Full Mail Order Facilities (Add Postage)

Mon./Fri. 9-5.30 p.m. Sat., 9-1 p.m.

A QUALITY AMPLIFIER AND RADIO FEEDER.

The 4 valve Amplifier Chassis has an output of approx. 44 watts. Includes 3 stage neg. feedback circuit and incorporates independent bass and treble boost controls, and pre-amplifier stage. Circuit consists of EP36 Pre-Amp., EP36 Boost into 6V6 and special quality-output transformer. Full constructional booklet for A.C. and A.C./D.C. models price 1/6. The A.C. model can be built for as little as 27, using surplus valves and A.C./D.C. for 28 with new valves. Built up complete and tested, both models cost 10 gns. complete with new valves. The radio feeder is a wide band T.R.F. using air spaced trimmers and pre-set to three stations with switched control. It is plugged straight into the Amplifier and together you have a high fidelity combination which nothing but the most expensive radio gram can compete with. Full constructional booklet price 1/6. Cost to build, 13/10/-.

VIEWMASTER TELEVISION (working model on view). Full constructional envelope for London or Birmingham, 5/- . All components in stock. For home and electronic television. Viewmaster cabinet 26/7/6 post 3/6.

ALL MAKES OF TUBES IN STOCK. 9in. 211/6/10 ; 12in. 215/2 5. RUBBER MASKS. 12in. black, 18/- ; Stone, 21/6 ; 9in. Black, 9/6 ; Stone, 11/6. SCANCO 5 kV. E.H.T. transformer. 60/- ; 4 kV. 48/- ; 2.5 kV. with two 4 v. C.T. windings, 35/- . SCANCO LINE TRANS., 25 6. SCAN COILS, 25/6. Focus coil, 30/- . Latest "Electronic Eng." Birmingham 18/6. London 15/- .

GRAMOPHONE EQUIPMENT. Connoisseur PU 23/10/- . TKFMR. 13/- . Goldring Lightweight, 6/4. with Sapphire. ACOS 26/20 Hi Fi XTAL, 7/3.

Connoisseur PU Head (Garrard). 23/0/8. Miniature Sapphire, 6/6. Ruby, 8/8. Connoisseur needles, 20 for 2/10. Columbia 9s, 10 for 3/9d. Collaro A.C. 504 MAG.PU. 25 3/3.

Garrard mixed changer RC 65 Hi Fi PU. 217/7/9. Collaro RC 500 10 or 12in. changer, 110/15/- . With Crystal PU, 25/17/8. Collaro AC47 speed control motor with 12in. non-mag. turntable, 25/18/2. Latest Goodmans axion 150 twin cone, 28/8/- . Also Audiom 60 single cone, 26/15/- . Full range of Wharfedale speakers in stock. All chassis 18G, 12 x 7 x 2 1/2. 4.9.

NUSOUND TRANSFORMERS. (Tapped pri. unless otherwise stated).

A few selections from our wide range, and we can wind to your own spec. delivery 4 days. Estimates free. 350-0-350 v. 150 mA., 6.3 v. 3 a., 5 v. 3 a. £2.
 350-0-350 v. 100 mA., 6.3 v. 3 a., 5 v. 2 a. or 4 v version. £1/6/3.
 350-0-350 v. 75 mA., 6.3 v. 3 a., 5 v. 2 a. or 4 v. version. £1 1/9.
 300-0-300 v. 60 mA., 6.3 v. 3 a., 5 v. 2 a. or 4 v. version. £1 0/3.
 250-0-250 v. 60 mA., 6.3 v. 3 a., 5 v. 2 a., or 4 v. version. 18/9.

6.3 v. 1 1/2 a. Heater trans. 230 pri. only, 6/9.
 4 v. 2 a. Heater trans. 230 pri. only, 6/9.
 6 v. 6 a. C.T. Heater trans. 230 pri. only, 15/6.
 6.3 v. 3A 12/6.

NUSOUND CHOKES.

CH4, 10 H. 150 ohms, 75 ma., 4/6.
 CH5, 10 H. 300 ohms, 80 ma., 4/6.
 CH10, 15 H. 250 ohms, 80 ma., shrouded, 10/9.
 CH8, 10 H. 300 ohms, 100 ma., shrouded, 9/6.
 CH2, 10 H. 200 ohms, 150 ma., shrouded, 12/9.
 CH2, 5 H. 80 ohms, 250 ma., shrouded, 19/6.

Television articles can be sent to any part of the country (send for list). Let us quote you by return of post for components of all types.
 Our comprehensive list on TV—Radio and Gramophone equipment, etc., is now available. Price 4d. post free.

MORSE CODE TRAINING



There are Candler Morse Code Courses for BEGINNERS AND OPERATORS

Send for this Free "BOOK OF FACTS" It gives full details concerning all Courses.

THE CANDLER SYSTEM CO. (Room 55W), 121 Kingsway, London, W.C.2
 Candler System Co., Denver, Colorado, U.S.A.



PEERLESS

RADIOGRAM CHASSIS TYPE 1150

This receiver forms the basis for a Radiogram of unsurpassed performance, and at great saving in cost.

Principal features include:

11 Osram Valves
4 Wave Bands
2 I.F. Stages
R.F. Amplifier
4 Stages A.V.C.
Treble Control
Base Control

10 watts output
Push-Bye Amplifier
Magic Eye Tuning
Wave-band Indicator
Widespread Dial
Negative Feed-Back
Tropical Specification

10 to 2,000 Metres, 12 months' guarantee.

Write for full particulars:—

PEERLESS RADIO LIMITED

374 KENSINGTON HIGH STREET, LONDON, W.14
Telephone: WEStern 1221

INSTRUMENT WIRE

ENAMELLED, D.C.C. SILK COVERED.
ETC. all sizes from 10 s.w.g. to 42 s.w.g. in stock.
INSULATING MATERIALS, Empire cloth,
leatheroid, paxolin, sleeving etc.

Send S.A.E. for list to

STAN. HOLT,

349, HIGH ST. SMETHWICK, STAFFS
Telephone: WOODGATE 3789

WALTON'S OF WOLVERHAMPTON

The leading Midland Store for all your Radio and Television accessories and units, including stocks of many lines unobtainable elsewhere.

It will pay you to make a special visit to 48, Stafford Street or 65, Trysull Road. If unable to call send S.A.E. today to 203, Staveley Road: all of Wolverhampton, Staffs.

A few Special Clearance lines for callers only. Partly stripped 1154's, 1/6; 1196 TX, 2/-; No. 38 TX, 5/-; No. 18 TX, 5/-; 3515, 12/6; 1355, 37/6 and many hundreds of other items.

SITUATIONS VACANT

BELLING & LEE, Ltd., Cambridge Arterial Rd., Enfield, Middlesex, require the services of a keen and inventive research assistant of British nationality for work in connection with television aerials and radio components, applicants should be 25 to 35 years of age and possess qualifications at least to Grad I.E.E., together with previous research experience; five-day week. [5273]

SALES engineer/representative for old established West London firm of radio and electrical component manufacturers, applicants must have good personality, initiative and drive, and be capable of technical and commercial negotiations with customers of standing, salary £600-£800, pension scheme.—Write full details of experience, qualifications, age etc., to Box 3366. [5257]

RADIO mechanics are required by British Insulated Callender's Cables, Ltd. in their research laboratories at Kirkby, nr. Liverpool. Applicants should be capable of constructing and testing electronic equipment under supervision.—Applications stating age, qualifications and experience, should be addressed to the Staff Officer, British Insulated Callender's Cables, Ltd., Prescott. [5283]

SENIOR draughtsman required with experience in design of telecommunication equipment or small electrical apparatus for quantity production; good salaries to selected applicants and the position offers good prospects for advancement; apply in writing giving fullest possible details of experience to Personnel Manager, Telephone Manufacturing Co. Ltd., Martell Rd., West Dulwich, London, S.E.21. [5322]

OPPORTUNITIES are offered to young men preferably with radio or radar service training who are prepared to do short-term service overseas, by leading manufacturers of radio communication equipment in the M.F., H.F., and V.H.F. field; selected personnel will receive factory training on installation, test and service work generally.—Apply stating experience, age and salary required to Box 3362. [5251]

SEVERAL young men required as technical assistants for television tube (cathode ray production), performing three shift duties; technical experience on electrical, chemical or mechanical work essential, with equivalent standard to 3rd or 4th year National Certificate; salary range £300-£400.—Apply, Personnel Superintendent, The Edison Swan Electric Co., Ltd., Cosmos Works, Brimsdown, Enfield, Middlesex. [5250]

APPPLICATIONS are invited from electrical design draughtsmen for development of heavy switchgear; applicants should have at least H.N.C. in electrical engineering or equivalent and manufacturing and D.C. experience in switchgear of not less than ten years; permanent staff position, accommodation.—Apply, quoting reference 129, to Central Personnel Services, English Electric Co., 24, Gillingham St., S.W.1.

ELECTRONIC engineer, age 23-28, required for design and development work of rotational horse-power and other small electrical motors. Qualifications: Training in physics or engineering and two or three years' experience in this field; salary according to age and qualifications.—Please write giving full details and quoting ED/8, to Personnel Dept. E.M.I. Engineering Development, Ltd., Blyth Rd., Hayes, Middx. [5287]

DESIGN and detail draughtsmen (preferably with workshop training and qualifications to H.N.C. standard) with experience of small mechanisms and electro-mechanical layout; or the mechanical design of electronic apparatus, are required for development work on new and interesting projects by leading manufacturers in the Midland area.—Apply in confidence stating age and full details of training and experience to Box 3369. [5264]

DRAUGHTSMEN.—Vacancies exist with the English Electric Co. for draughtsmen of all grades in various parts of the country; men with D.O. experience on heavy or light mechanical or electrical equipment are invited to apply, stating type of work in which they are interested, the location they prefer, and the salary they require.—Apply quoting Ref. 135, to Central Personnel Services, English Electric Co., Ltd., 24-30, Gillingham St., S.W.1. [5290]

ELECTRICAL designer required for the F.H.P. motor laboratory of a large light electrical engineering company in the West London area; applicants should have a sound technical and practical training, with initiative to accept full responsibility of a project from the initial design stage to factory production; excellent prospects if qualifications and experience are suitable.—Apply, giving details of age, education and job history, to Box 3421. [5253]

MURPHY RADIO, Ltd., are expanding their Electrical Design Laboratory and urgently require the services of Television and Radio Engineers having good academic qualifications (degree in Physics or Electrical Engineering) and experience in industrial design laboratories. There are also openings for graduates trained in these branches, but without industrial experience.—Applications giving full particulars of training and experience should be forwarded to Personnel Department, Murphy Radio, Ltd., Welwyn Garden City, Herts. [4942]

A COMPLETE RANGE OF TELEVISION COMPONENTS

- Line and Frame Scanning Assemblies.
- Focus Coils and P.M. Focus Units.
- Line and Frame Output Transformers.
- Line and Frame Oscillator Transformers.
- Combined Line Output transformers and E.H.T. Generators.
- Width controls.
- Video correction chokes.
- Filament transformers, E.H.T. transformers and Smoothing chokes.

All Components are specified for the Electronic Engineering Home Televisor and the range includes components suitable for use in all of the popular Home Constructor Sets.

ALLEN COMPONENTS LTD.

1, Shrewsbury Road, Stonebridge, N.W.10

Telephone: WIllesden 3675 and 4901.

*"Globe-King" MARVEL IN MINIATURE (REGD.) SHORT-WAVE RADIO KIT

Probably the smallest one valve Short-Wave Radio receiver in the world using standard parts with Bandspread tuning device. "Magnificent performance"... vide testimonials British Isles and Abroad. Built and designed to precision standards, complete kit costs only 49/6d—write today for descriptive catalogue.

JOHNSONS (RADIO) MACCLESFIELD (SPECIALISTS) CHESHIRE (ENG)

100 kcs.
QUARTZ
CRYSTAL
UNIT
Type
Q5/100



for Secondary Frequency Standards

★ Accuracy better than 0.01%. ★ Temperature coefficient 2 parts in a million per degree Centigrade temperature change. ★ Gold electrodes applied by cathodic sputtering direct to the faces of the crystal, giving permanence of calibration. ★ Simple single valve circuit gives strong harmonics at 100 kcs. intervals up to 20 Mcs. ★ Octal based mount of compact dimensions. PRICE 45/- Post Free

Full details of the Q5/100 including circuit are contained in our leaflet Q1. Send stamp today for your copy.

THE QUARTZ CRYSTAL Co., Ltd.

63-71 Kingston Road,
NEW MALDEN, SURREY
Telephone: MALden 0334



**A useful new
handbook**

**The Principles
of Television
Reception**

By A. W. Keen, M.I.R.E., A.M.BRIT.I.R.E.
An important new book by a practising electronic research engineer. The entire receiving system is examined stage by stage, complete circuits are given of four up-to-date commercial receivers, and the problems of colour television are fully discussed. It is recommended as a textbook for all examinations which include in their syllabuses the principles of television, and is invaluable to service engineers and technicians generally. With over 200 illustrations.

30/- net.

Pitman

Parker Street, Kingsway, London, W.C.2

CABOT RADIO

A New Television Pre-amplifier

Model B. Has an effective gain of 10 times, and an extremely high signal/noise ratio. Capable of operating at an input of 5 microV. without showing deterioration of picture quality due to its own generated noise. Uses Mazda 6F1 valve in an up-to-date circuit. Bandwidth 5 mcs. Entirely self-contained, and operates from 200-250 v. A.C. 50 c.p.s. only. Size: App. 4in. cubed. Available for London or Birmingham frequencies from your own dealer.

Price **£5.15.0**

Including 6F1 valve.

If in difficulty write direct to:

Cabot Radio Co. Ltd.,

28, Bedminster Parade,

Bristol 3

Tel: 64314

SITUATIONS VACANT

QUALIFIED television service engineers required; only those with practical experience of domestic sets need apply.—J. & F. Stone Lighting & Radio. Ltd., 331, Mare St., Hackney, E.8. [f5318

MARCONI WIRELESS TELEGRAPH Co., Ltd., require draughtsmen for work at Action in London on radio communication equipment; previous drawing office experience essential, preferably on radio or electronic equipment.—Apply quoting Ref. D.O.127 to Central Personnel Services, English Electric Co., Ltd., 24-30, Gillingham St., London, S.W.1. [5278

ENGLISH ELECTRIC have an urgent vacancy for a press tool designer to work at Chelmsford; an experienced man capable of working on his own initiative and able to supervise other technical staff is required; previous experience on the design of high speed strip forming machines desirable; apply giving full details quoting ref 422, to Central Personnel Services, English Electric Company, Ltd., 24-30 Gillingham St., London, S.W.1. [5295

ENGLISH ELECTRIC, Stafford, require technical sales representatives for their industrial electronics department; previous experience in this field is essential, and the successful candidates will be employed in the Birmingham and London areas; a car will be provided; write giving full details of engineering training and experience quoting Ref. 356 to Central Personnel Services, English Electric Co. Ltd., 24, Gillingham St., Westminster, S.W.1. [5045

ELECTRONIC engineer required in the electro-medical division of large manufacturing organization in London, the technical qualifications required must be equal to final City & Guilds (Radio Communication) and applicants should have previous technical/commercial experience, preferably in this field; successful candidates aged 25/35 will be required to travel, and own car will be an advantage.—Full details of qualifications, experience, age and salary required to Box 3368. [5263

TECHNICAL assistant, age 20-30, required by "The Wireless Trader." Laboratory to assist with and eventually take over preparation of radio servicing information, must be conversant with commercial radio and television practice, able to convert circuit diagrams to conform to a standard style and explain technical matters clearly in writing; sound technical knowledge essential.—Applications in writing only, stating age and salary required, should be addressed to the Technical Editor, "The Wireless Trader," Dorset House, Stamford St., London, S.E.1 [5334

MARCONI'S WIRELESS TELEGRAPH Co., Ltd., Chelmsford invite applications for the position of chief of studio equipment section. Applicants should be qualified electrical engineers, age 30 to 40 and fully experienced in all branches of video and audio equipment, including installation, operation and maintenance or design; salary £610-£880 p.a., according to qualifications and experience.—Write, giving full details, quoting reference 421, to Central Personnel Services, English Electric Co., Ltd., 24-30, Gillingham St., London, S.W.1. [5279

ADDITIONAL lecturers are required immediately by E.M.I. Institutes, College of electronics; applicants should possess a good physics or electrical engineering degree and also experience in radio, television, etc.; commencing salary, according to age, qualifications and experience not less than appropriate Birmingham scale; superannuation benefits in addition; apply giving fullest possible particulars to Professor H. F. Trewman, M.A. (Cantab.), M.I.E.E., M.I.Mech.E., M.Brit.I.R.E., E.M.I. Institutes, 10, Pembridge Square, W.2, Tel. Bayswater 5131. [5304

SENIOR engineers and physicists are required for research and development work in the following fields: (a) microwave circuit design and measurements, including waveguides and concentric lines; (b) design of microwave aerial systems; (c) intermediate frequency amplifier design; appointments will be given to men capable of leading research groups and with considerable experience in one or more of these fields.—Applications should be sent to the Personnel Officer, Research Laboratories, The General Electric Co., Ltd., North Wembley, Middlesex, stating age, qualifications and experience. [5253

AUSTRALIA.—Large manufacturers of electrical automotive and electronic products require chief engineer; applicants must possess qualifications to Minimum Standard University Degree or diploma covering any or all mechanical, electrical, radio and electronics, with emphasis on electrical and mechanical training; applicant must also possess first-class ability in engineering field with sound knowledge and experience in manufacture, mass production methods and factory organisation and control, age 30-35, highest references essential, excellent post for right type of engineer, presenting an opportunity to start life afresh in a new country offering tremendous possibilities.—Write giving full details of age, education, qualifications, experience and salary required to Box 2035, New Era Advertising Service, Ltd., Ludgate House, 107, Fleet St., E.C.4. [5260

SUPACOILS

OFFER

**THE LATEST EDITION OF THE
HOME
CONSTRUCTOR'S
HANDBOOK**

No keen radio enthusiast should be without this invaluable booklet which is of equal use to beginner, amateur or professional radio engineer. It contains, among other things:—

- Circuits of feeder units, superhet receivers, amplifiers and power packs, etc.
- Pages of servicing and constructional information which will assist you in YOUR radio problem.
- Complete resistance colour code.
- A considerable amount of invaluable general Radio Information.
- A comprehensive catalogue.
- Above all it is profusely illustrated with half tone blocks and costs 1/- only or a copy will be given FREE with every order for £1 or more.

We also offer the following selection from our stocks of quality components.

- **COILS.** A complete series of High Q variable iron dust cored coils in wave-lengths 10-30, 16-50, 30-75, 75-200, 190-550 and 800-2000 metres; Aerial, H.F. or Oscillator, at the remarkable price of 2/3 each.
- **MODEL 30** famous 3 waveband superhet Coil Packs, aligned 27/9 inc. Full connection details and instructions given with every pack.
- **MODEL 40** Coil Packs—similar, with R.F. stage, aligned 54/6 inc.
- **I.F. TRANSFORMERS**, iron-cored high stability, aligned to 465 kc/s 12/- pair.
- **MODEL 30 TUNING UNIT** consisting of 30 Coil Pack, pair of "M.M." I.F. Transformers, matched 2-gang and attractive Dial. Components aligned together as a unit and sealed 54/9 inc.
- **MODEL 40 TUNING UNIT**, similar, with R.F. stage 86/3 inc.
- **SL8.** Either of the above tuning units with the latest J.B. Horizontal Spinwheel tuning assembly and dial (SL8) 21/9 extra
- **COMPONENTS.**—Complete range of radio, television and gram components in stock at lowest prices.

**SUPACOILS
MAIL ORDER OFFICE
98 Greenway Ave., London, E.17**

**MUMETAL and RADIOMETAL
TRANSFORMERS and CHOKES**

As Specialists with many years of experience we can design and apply practically any type of transformer or choke with a nickel iron core for use on a band within the frequency range.

1 c/s to 150 kc/s

Available for rapid delivery—Microphone Transformers, Input Transformers, Line Transformers, Pickup Transformers, Output Transformers, Rectifier Transformers, Vibrator Transformers, High Fidelity Transformers, Recorder Transformers, Midset Transformers, High Q Chokes, High Inductance Chokes, etc., with or without Mumetal Shields.


MAINS COMPONENTS ARE ALSO STOCKED.

SOWTER TRANSFORMERS

E. A. SOWTER, 1-B HEAD STREET, COLCHESTER.

Phone: COLCHESTER 5459.

"Q-MAX" SQUARE HOLE PUNCH



FOR SQUARE OR RECTANGULAR HOLES FROM 1" UPWARDS

PRICE 19/6 (KEY 1/-)

BERRY'S (SHORT WAVE) LTD.

25, HIGH HOLBORN, W.C.1

THE SMALLEST COILPACK IN THE WORLD

BRIDISCO

(Reqd.)

Three wave bands— $1\frac{1}{2} \times 2\frac{1}{2} \times 2\frac{1}{2}$ ins. Specially designed to eliminate second channel interference. All metal chassis with a 1" spindle. High Q permeability tuned coils, on low loss formers. Complete with full circuit diagram for 5 valve superhet.

30/6 including P.T.

From your local retailer, usual factor or :—
BRITISH DISTRIBUTING CO.
66, HIGH ST. LONDON N.8.

THE NEW SPENCER-WEST TYPE AC/3 TELEVISION PRE-AMPLIFIER.



"Unquestionably the best TELEVISION Pre-Amplifier, as a consideration of the specification and a trial will prove."

Circuit Specification.

- Two triode stages ensuring low "noise."
- 1st stage neutralized, 2nd stage operating as a low impedance load for the neutralized stage, thereby still further reducing the "noise," without sacrifice of gain.
- Self-contained power supply to suit 200-250v. A.C. mains.
- Balanced and unbalanced socket connections to suit all receivers.
- Gain 16.5 dbs at full bandwidth. Noise factor, 6-8 dbs compared with normal pentode valves.
- An improved performance is guaranteed. Types AC/3L (London) and AC/3B (Birmingham). Price 10 gns. complete. Further particulars on request.

Spencer-West, Quay Wks., Gt. Yarmouth, N^o 4'k

SITUATIONS VACANT

SENIOR test engineer required to manage small electronic works in Kent; knowledge of R.F. essential; good prospects for right man.—Box 3385. [5255]

SITUATIONS WANTED

ENGINEER representative, radio, television, electrical, recorders, projectors, etc., with own car, desires position.—Box 3372. [5282]

MANUFACTURER'S export manager seeks similar appointment, handling radio and electrical appliances, excellent overseas connection, conversant all export procedure, engineering training, travelled, good sales records and references, aged 44; M.I. Ex.—Write Box 3438. [5333]

AGENTS WANTED

LIVE commission representatives or manufacturers' agents required for most counties, England, Wales; products suitable for radio, electrical trades; state area now covering, present lines handled, etc.—Box 3361. [5247]

LIVE commission representative or manufacturers' agent required for Yorkshire; products suitable for radio and electrical trades; state present lines handled; if car owner; persons with proved selling records only need apply; full details to—Box 3404. [5296]

LIVE commission representatives or manufacturers' agent required for Beds., Bucks., Herts., Suffolk and Essex; products suitable for radio and electrical trades; state present lines handled; if car owner; persons with proved selling records only need reply; full details to—B. x 3408. [5301]

LIVE commission representatives or manufacturers' agent required for Cumberland, Northumberland and Durham; products suitable for radio and electrical trades; state present lines handled; if car owner; persons with proved selling records only need apply; full details to—Box 3405. [5297]

LIVE commission representatives or manufacturers' agent required for Cheshire, Shropshire and Wales; products suitable for radio and electrical trades; state present lines handled; if car owner; persons with proved selling records only need apply; full details to—Box 3406. [5298]

LIVE commission representatives or manufacturers' agent required for Oxford, Berks., Hants, Surrey, Sussex and Kent; products suitable for radio and electrical trades; state present lines handled; if car owner; persons with proved selling records only need apply; full details to—Box 3410. [5302]

LIVE commission representatives or manufacturers' agent required for Glos., Wilts., Somerset, Dorset, Devon and Cornwall; products suitable for radio and electrical trades; state present lines handled; if car owner; persons with proved selling record only need reply; full details to—Box 3411. [5303]

LIVE commission representatives or manufacturers' agent required for Staffs, Derbys., Warks., Worcs., and Herefordshire; products suitable for radio and electrical trades; state present lines handled; if car owner; persons with proved selling records only need reply; full details to—Box 3407. [5299]

LIVE commission representatives or manufacturers' agent required for Lincs., Notts., Leics., Northants, Rutland, Cambridge, Norfolk and Hunts.; products suitable for radio and electrical trades; state present lines handled; if car owner; persons with proved selling records only need apply; full details to—Box 3408. [5300]

FINANCIAL PARTNERSHIPS

ADVERTISER seeks working partnership in radio, electrical business; willing to invest considerable capital; 20 years' experience electrical engineer, radio serviceman.—Box 2671. [5086]

TECHNICAL TRAINING

A.M.I.E.E., City and Guilds, etc., on "no pass no fee" terms; over 95% successes. For full details of modern courses in all branches of electrical technology send for our 176-page handbook—free and post free.—B.I.E.T. (Dept. 388A), 17, Stratford Place, London, W.1. [6270]

TUITION

WIRELESS officer's attendance and "Radio-certs" postal course.—Apply Manager, The Wireless School, Manor Gdns., London, N.7.

WIRELESS, land, sea and air: students, both sexes, age 14 upwards, trained for interesting appointments in all branches of radio; low fees, boarders accepted, 2d stamp for pros.—Wireless College, Colwyn Bay. [0018]

WELL-PAID jobs await those trained in radio and television and other applications of electronics; our free booklet describes the wide range of postal and daytime courses, and the types of jobs awaiting those who have qualified themselves.

WRITE to E.M.I. Institutes, Dept. W.W., 10, Pembridge Sq., Notting Hill Gate, London, W.2. Bayswater 5131-2. [0001]

HILL & CHURCHILL LTD.

BOOKSELLERS

SWANAGE DORSET

Available from stock:

"Radar Scanners & Radomes"—Cady & others	59/6
"Theory of Servomechanisms"—James & others	42/6
"Technique of Microwave Measurements"—Montgomery	85/-
"Microwave Transmission Circuits"—Ragan	72/6
"Microwave Magnetrons"—Collins	76/6
"Pulse Generators"—Glasoe & Lebacqz	76/6
"Radar Aids to Navigation"—Hall	42/6
"Radar System Engineering"—Ridenour	64/-
A.R.R.L. Handbook (1950)	20/-
The A.R.R.L. Antenna Book	12/6

(Postage extra)

CATALOGUE ON APPLICATION



'Radiospares' Quality Parts

The Service Engineer's First Choice



RADIO TECHNICIANS SERVICE ENGINEERS "SEE FOR YOURSELF" BY JOINING THE E.T.U

THE ELECTRICAL TRADES UNION CATERERS FOR YOU

IT IS IN YOUR INTEREST TO JOIN YOUR LOCAL BRANCH

A LETTER TO THE SECRETARY

E.T.U.

HAYES COURT, WEST COMMON RD., BROMLEY, KENT.

WILL BRING YOU BY RETURN OF POST DETAILS AS TO HOW TO JOIN.



POTENTIOMETERS



by

RELIANCE

Wire wound and Composition types, Single, Ganged, Tandem Units.

Characteristics: linear, log, semi-log, non-inductive, etc.

Full details from

RELIANCE

Manufacturing Co. (Southwark) Ltd.

Sutherland Rd., Higham Hill, Walthamstow E.17

Telephone: LARKSWOOD 3245

SOUTHERN RADIO'S WIRELESS BARGAINS

R.A.F. BOMBSIGHT COMPUTERS—Complete with motors, gyro, blowers, gears, etc., etc. Ideal for model makers and experimenters. The best component value ever offered. 55/-, plus 5/- carriage.

SERVO UNIT ASSEMBLY for bombsight computer, including 27 volts motor, gearing, blowers, etc., 17/6.
CONTACTOR TIME SWITCHES. 10-hour movement with thermostatic control. 2 impulses per second. Complete in sound-proof case, 10/-, plus 1/4.
TR196 SIX VALVES SUPER-HET RECEIVERS.—Complete with valves, etc., 22/6.

PERISCOPE. Ex-U.S.A. Type M.8, complete with removable telescope, 17/6.
COMMAND RECEIVERS. B.C.454 (49/100 metres), B.C.455 (33/49 metres). Complete with 6 valves. Ideal for easy conversion to mains receivers or car radio, 35/-, plus 1/4. Conversion circuit to mains, etc. 1/6.

CAMERA CONTROL UNITS. Type 35 No. 28. Complete in wooden box, 20/-.
LUBBRA HOLE CUTTERS. Adjustable from 1/16 to 3/16 in. For use on wood, metal, plastic, etc., 5/8.

RADIO COMPASS INDICATORS, with Selsyn motor. 3in. dial 360 degrees, 13/6.
ROTOTHERM. Temperature gauges, from 200 to 500 degrees Fahrenheit. Chromium finish, 6/-.

SECTIONAL AERIALS. 8ft. interlocking, 3/6, base for same, 2/6.
WEXTESTORS. W.8 and W.12 types, 7/6 per dozen.
THROAT MICROPHONES. Complete with lead and plug, 3/6.

CRYSTAL DETECTORS. Semi-permanent type, 2/8.
RESISTANCES. 100 Assorted values, from 1-watt to 3-watts. All useful values, 9/- per 100.

CONDENSERS. 100 Assorted values. All useful sizes. Mica and tubular, 15/- per 100.
INDICATOR UNITS. Types BC 929A; 7 valves 2X2 (1) 6X5 (1), 6H8 (2), 6G6 (1), 6SN7 (2), 3 BPI Tube, switching motor, etc., etc., Ideal for Oscillator conversion, 44/-, plus 5/- carriage.

DRIVE CABLES, for B.C.453/4/5. 14ft. long with adaptors at either end, 8/6, post 1/- extra.
RADIO RECEIVERS TYPE R-28/ARC-5. Complete with 10 Valves, 717 (4), 128H7 (3), 128L7 (2), 12a6 (1), etc., etc. 100-150 mcs., designed for Crystal Control 55/-, plus 5/-.

Full List of Radio Publications, 21d.
RECEIVERS TYPE R1125—Brand new complete with 2 valves, 17/6.

THOUSANDS OF BARGAIN LINES FOR CALLERS

SOUTHERN RADIO SUPPLY LTD.

46, Lisle Street, London, W.C.

GERrard 6653

TUITION

TELEVISION.

The Gothic Television School specialises solely in training in television. All tutors possess university degrees and/or corporate membership of professional institutions and are appointed individually to postal course students to ensure complete and thorough training. Principals M.B.E., B.Sc., M.Brit.I.R.E., education committee members, etc. Courses assume no previous television knowledge and provide guaranteed training for Brit.I.R.E. and R.T.E.B. examinations. Numerous well-known companies have adopted the School's Basic Television Course as standard television training for their staffs. Moderate fees.—Details from Gothic Television School, 13, North Avenue, London, W.13. [0051]

RADIO training.—P.M.G. exams. and I.E.E. Diploma; prospectus free.—Technical College, Hull. [0611]

A.M.I.Mech.E., A.M.Brit.I.R.E., City and Guilds, etc., on "no pass—no fee" terms; over 95% successes. For details of exams. and courses in all branches of engineering, building, etc., write for 176-page handbook—free.—B.I.E.T. (Dept. 387B), 17, Stratford Place, London, W.1. [1377]

TELEVISION postal course for radio trades Examination Board's diploma, also postal courses for P.M.G. 2nd class, Certificates and Amateur Radio Transmitting licence.—Apply British School of Telegraphy, Ltd., 179, Clapham Rd., London, S.W.9. (40 years' experience in coaching students in wireless telegraphy and allied subjects.) [2586]

The Institute of Practical Radio Engineers have available home study courses in every phase of radio and television engineering, specialising in the practical training of apprentices in the retail trade; enrolments limited, fees moderate.—The Syllabus of Instructional Text may be obtained post free from the Secretary, I.P.R.E., Fairfield House, 20, Fairfield Rd., Crouch End, London, N.8. [0088]

BOOKS, INSTRUCTIONS, ETC.

WEBB'S 1948 radio map of world, new multi-colour printing, with up-to-date call signs and fresh information on heavy air paper, 4/6, post 6d. on lined rollers, 11/6, post 9d. Webb's Radio, 1-4, Soho St., W.1. Gerrard 2089.

RCA invite enquiries for their technical publications and tube handbooks, information is also available on their range of electronic products—Apply to RCA Photophone, Ltd., 36, Woodstock Grove, London, W.12, Tel. Shepherds Bush 1200. [5110]

SUPACOILS stock the complete range of Bernards technical books. These publications treat radio and television from every aspect, and cost from as little as 1/- each; full list on application.—Mail Order Office, Supacoils, 93, Greenway Av., London, E.17. [3779]

I.P.R.E. Technical Publications; 5,000 alignment peaks for superheterodynes, 4/9 post free; The Practical Radio Engineer, quarterly publication of the Institute, sample copy 2/- post free; membership and examination data, 1/- post free.—Secretary, I.P.R.E., 20, Fairfield Rd., London, N.8. [0089]

SUTTON Goldfield edition of the "View-master" now available 5/- plus 6d post, includes 8 full-size stage-by-stage assembly drawings and 32-page instruction book; demonstration set may be inspected during programme hours, and our service dept. will put you right if you have any troubles in building. [FRITH RADIOCRAFT, Ltd., Leicester. [0028]

FRITH RADIOCRAFT, Ltd., Leicester. [0028]

"RADIO Valve Data: Characteristics of 1,600 Receiving Valves." Compiled by the staff of "Wireless World." Gives the main electrical characteristics for normal operating conditions, arranged in tabular form, and diagrams showing base connections. Index enables any valve to be found by type designation. Size 10 1/2 in x 7 1/2 in. 80pp. 3/6 net, from all booksellers, or 3/9 by post from The Publishing Dept., Dorset House, Stamford St., S.E.1. [P5]

"RADIO Circuits: Step-by-Step Survey of Superhet Receivers." 2nd Edition. By W. E. Miller, M.A. (Cantab.), M.Brit.I.R.E., Editor of "The Wireless and Electrical Trader." Although this book deals mainly with the superhet receiver it is equally applicable to the straight set. The circuit of the superhet is dealt with section by section up to the complete receiver. Size 8 1/2 in x 5 1/2 in. 62pp. 3/6 net from all booksellers, or 3/8 from The Publishing Dept., Dorset House, Stamford St., S.E.1. [P3]

"BASIC Mathematics for Radio Students." 2nd Edition. By F. M. Colebrook, B.Sc., D.I.C., A.C.G.I. Presents the whole subject in an easily understandable and interesting form. The author deals first in a general manner with the fundamental mathematical processes that are the foundation of all applied science, and then discusses the application of mathematical ideas to radio problems. Size 7 in x 4 1/2 in. 298pp. 77 diagrams. Price 10/6 net from all booksellers, or 10/10 by post from The Publishing Dept., Dorset House, Stamford St., S.E.1.



THE "MAJOR" INSULATION TESTER

Compact and light in weight, this latest addition to the Record family has a Constant Pressure generator of patent design. Ranges up to 500 volts 50 megohms with or without Continuity range of 0/30 ohms are available. Send for leaflet D/b.

THE RECORD ELECTRICAL CO. LTD. BROADHEATH, ALTRINCHAM, CHESHIRE

Phone: Altrincham 3221/3 'Grams: "Infusion" Altrincham. London Office: 28 Victoria St., S.W.1. Phone: Abbey 5148

GOVT. SURPLUS, UNUSED

CONDENSERS of all types...

We can offer, FOR IMMEDIATE DELIVERY from very generous stocks, a wide range of ultra-high quality fixed paper Condensers, from .001 μ F to 8 μ F. Also STOCKS of small, genuine MICA Condensers from .00001 (10 pf) to .01 μ F (10,000 pf). Prices are exceedingly moderate.

Enquiries are invited for manufacturers' requirements, wholesale and export only for bulk quantities, and for scheduled deliveries over a period, as required. Most condensers are now available for immediate delivery.

Please request our 4 page bulletin CONSEVEN 01114

CLAUDE LYONS LTD.

180 Tottenham Court Rd., London, W.1 and 76; Oldhall St., Liverpool 3, Lancs.



TYPE G (87G BASE)

ENQUIRIES FOR ALL TYPES INVITED

BROOKES CRYSTALS LTD.
10 STOCKWELL STREET,
GREENWICH, LONDON, S.E.10.
PHONE GRE. 1828. CABLE. XTALS LONDON.

BRASS, COPPER, DURAL, ALUMINIUM, BRONZE
ROD, BAR, SHEET, TUBE, STRIP, WIRE.
3,000 STANDARD STOCK SIZES
No Quantity too Small List on application
London: **H. ROLLET & Co., Ltd.** Liverpool: 6, Chesam Place. S.W.1. Kirkby Estate. SLOane 3463 SIMONSWOOD 3271/3

RADIO G200 OFFERS
BUILD YOUR OWN SUPER CAPACITY H.T. BATTERY with inert cells! The cheapest way! You just have to fill them up with ordinary tap water. 50 v., 12/6, plus 2/6 carriage; 120 v., 20/-, plus 5/- carriage. Sample 1.5 v. cell, 71d.; 6 for 2/6.
POTENTIOMETERS. 20 K. 100 K. 1 megohm, 1 megohm and most other values, 2/- each, 20/- a dozen, assorted values.
TRADE AND OVERSEAS ENQUIRIES INVITED
ARTHUR HOILE 55, UNION ST., MAIDSTONE 'Phone: 3155. KENT

TELEBOOSTER

For long range Television Reception. R.F.2L. 40/48 Mc/s. Variable tuned input for maximum sound or vision, 3 stages 2 Valves E.F.50, slug tuned inter stage and output, coaxial plugs and sockets, flying leads for 6.3 volt heaters, 200 H.T. to tap into receiver, high gain, fully screened. Price £4/12/6. R.F.1L, 40/48 Mc/s, 2 slug tuned stages, single valve, £2/12/6. For Birmingham, R.F.2B, 55/65 Mc/s twin, and R.F.1B single as above. New and improved design combined twin Pre-amp. and valve rectifier power unit, very compact, fully screened, low noise, high gain and wide bandwidth. Type R.F.2B.P. 55/65 Mc/s, R.F.2L.P. 40/48 Mc/s. Price £8/10/-. Single valve combined power units R.F.1B.P. and R.F.1L.P. Price £7/10/-.

BOSCOMBE RADIO & ELECTRIC,
595, Christchurch Road, Boscombe,
Bournemouth. Phone: Boscombe 36522

AMPLIFIERS KIT for HOME CONSTRUCTORS Quality

A complete set of components to construct a 10 watt amplifier including Woden potted mains transformer. 5 valves, 10 in. speaker with transformer. Components of the highest quality. No Govt. surplus. Three switched inputs, negative feed back, push-pull output, tone control, steel chassis. Suitable home or small hall.
CASH WITH ORDER

Price Complete to the last screw
£7 10 0

(Subject)

BEETHOVEN LTD
ELECTRIC EQUIPMENT

Chapel Lane, Sands, High Wycombe Tel: 1152/3

BOOKS, INSTRUCTIONS, ETC.
"TELEVISION Superheterodyne Unit." A reprint of articles from "Wireless World" giving constructional details for a long-range receiver for reception of Alexandra Palace transmissions, with a map showing the service area of A.P. Size 9 1/4 in x 7 1/4 in. Price 2/6 net from all booksellers, or 2/8 by post from The Publishing Dept., Dorset House, Stamford St., S.E.1.

"TELEVISION Receiver Construction." Reprinted from articles in "Wireless World," this book contains a full description of constructional details, including special components, of a modern television receiver for the London area. Size 7 1/4 in wide x 9 1/4 in. 48pp. with 58 diagrams and illus. 2/6 net, from all booksellers, or 2/9 by post from The Publishing Dept., Dorset House, S.E.1. [P4]

"WIRELESS Servicing Manual," 7th Edition. By W. T. Cocking, M.I.E.E. A reliable guide to which the professional can turn for reference. Essential testing apparatus and logical testing methods are described and the process of deducing and remedying defects explained. Size 7 1/4 x 4 1/4 in. 328pp. Price 10/6 net, from all booksellers, or 10/10 by post from The Publishing Dept., Dorset House, Stamford St., S.E.1. [P1]

LOCKWOOD

makers of
Fine Cabinets
and woodwork of every description for the Radio and allied trades
LOCKWOOD & COMPANY
Lowlands Road, Harrow, Middlesex. Byron 3704

B. & H. RADIO
EAST STREET, DARLINGTON

BASS & TREBLE SEPARATOR
Enables the use of separate speakers for bass and treble. Permits adjustment of amount of treble relative to bass and also allows speakers of different impedance to be used. Kit of parts... £1 9 6

SCRATCH FILTERS.
Gives marked reduction of scratch level without serious effect on treble response 15 0

VARIABLE SELECTIVITY I.F. TRANSFORMERS. 465 kc/s. Give 3 degrees of selectivity. Per pair £1 0 0

WHISTLE FILTER.
Steep trough, adjustable from 4 kc/s upwards. Eliminates 9 kc/s. whistle etc. 15 0

All items complete with diagrams and full instructions. Also available tone control units, amplifiers, standard or to specification etc.

SPECIAL OFFER

NO. 2 PARCEL

of new components, contains 100 resistors, 50 condensers, 50 yds. sleeving, 20 valve holders, volume controls, knobs, tuning condenser, wire, nuts, screws, washers, tag strips, grid clips, and many other useful components. Only 250 parcels, offered at the low price of

30/- post paid (overseas 35/-).
Exceptional value, less than half cost price. Satisfaction guaranteed or money refunded.

COVENTRY RADIO
Component Specialists since 1925
189, DUNSTABLE ROAD, LUTON, BEDS.

YOUR METER DAMAGED ?



Leading Electrical Instrument Repairers to the Industry.
Repairs by skilled craftsmen to all makes and types of Voltmeters, Ammeters, Microammeters, Multirange Test meters, Electrical Thermometers, recording Instruments, synchronous Clocks, etc. Quick deliveries—for speed estimate send defective instrument by registered post to.

L. GLASER
Electrical Instrument Repairers
341 CITY ROAD, E.C.1.
Tel. Terminus 2499

Instrument wire, leatheroid, fibre, varnish, etc.
ASTROGRAPHS, U.S. Pattern, in smart cases, 12/6, carriage 2/6. Case easily worth double.
Parmeko Transformers, input 230 v. 50 cycles.
Many other Radio, Electrical and Mechanical bargains, Motors, all types.

L. C. NORTHALL
416, HIGH ST., SMETHWICK.
Telephone WOO 3166.

Cutofeed SOLDERING IRON

Simple self-feed speeds up soldering. Better work. Saves solder. Write for leaflet 30J.
VISIT STAND C.73, P.I.F.

RUNBAKEN-MANCHESTER 1

ENGINEERS !

Whatever your age or experience, you must read "ENGINEERING OPPORTUNITIES". Full details of the easiest way to pass A.M.I.Mech.E., A.M.I.C.E., CITY & GUILDS, MATRIC., etc., on "NO PASS—NO FEE" terms and details of Courses in all branches of Engineering—Mechanical, Electrical, Civil, Auto., Aero., Radio, etc., Building, etc. If you're earning less than £10 a week, tell us what interests you and write for your copy of "ENGINEERING OPPORTUNITIES" today—FREE!

176 PAGES Free!



BRITISH INSTITUTE OF ENGINEERING TECHNOLOGISTS

TELEVISION COILS

(Suitable for the latest viewing kits. Type EE also supplied)

MIDLAND WAVELENGTH 25/6
LONDON WAVELENGTH 18/6
per complete set

FROM YOUR LOCAL RETAILER.
USUAL FACTOR OR:—
BRITISH DISTRIBUTING CO.
66 HIGH ST., LONDON, N.8

TAMSA

High Quality Tape

Recording Components

RECORD HEADS | OSCILLATORS
 PLAYBACK HEADS | AMPLIFIERS
 ERASE HEADS | PRE-AMPLIFIERS
 COMBINED RECORD-PLAYBACK HEADS
 TAPE, Plastic Base, 600ft., 1,200ft., 3,250ft.
 Comprehensive Booklet "Magnetic Tape
 Recording." Price 5/4 Post Free (G.B.).
 Constructor Envelope: Complete Amplifier
 Equipment. Price 3/6, postage 3d.
 Write for latest Price List

AUDIGRAPH LTD.

Dept. MR3, 74, Great Hampton Street,
 HOCKLEY, BIRMINGHAM, 18

HAVE YOUR

TELEVISION

CONVERTED FROM
LONDON TO MIDLAND
 RADIOS REPAIRED & HELP TO HOME BUILDERS
E. W. SHACKLE HIGH ST.,
HARLINGTON, HAYES, MIDDX.

MALVYN ENGINEERING WORKS

Precision Engineers.

Manufacturers of—
High-class Chromium Plated Panel
Handles.
 Chassis, Panels, Racks and Mechanical
 Assemblies to specification.
 All enquiries receive prompt attention.
 —100, Park Road, Ware, Herts.—

You can master

MATHEMATICS

If you wish to understand radio
 really thoroughly you must know
 Mathematics. Our new Home-Study
 Courses make them really interesting
 and easy to learn.

T. & C. RADIO COLLEGE

Specialists in Home-Study Tuition
 in Mathematics, Radio & Television.
 Write for free booklet "W" to:—
R. Heath Bradley, T. C. R. C.,
 50, Harland Road,
 SOUTHBOURNE, BOURNEMOUTH.

RADIO UNLIMITED

- *MOBILE (6/12v.) AMPLIFIER, for Mic. and Gram.,
 4 valve, 7 watts, tapped output. Offered at 9 Gns.,
 carr. paid.
- *CHROMIUM PLATED FOLDING MICROPHONE
 STAND. Normally 3 Gns., 29/6.
- *3inch P.M. SPEAKER, high grade, 14/9.
- *ENLARGING LENS, for 5, 6 or 7in. tubes, 25/-.
- *AMPLION TEST METER, A.C./D.C. ohms, 23/17/6.
- *STANDARD 2-5 ohm LOUDSPEAKERS. 5in., 10/-;
 6in., 11/6; 12in., 12/6; 10in., 15/-.
- *TRANSMITTING VALVE, 807. New, boxed, 7/6.
- *MAINS TRANSFORMER, 350-350, 6v., 5v., 4v.,
 80 m/a. Fully shrouded. Guaranteed, 20/-.
 * New Surplus List now available.

RADIO UNLIMITED

ELM ROAD, WALTHAMSTOW, LONDON.
 E.17
 Tel. KEY 4813

YOU SHOULD HAVE A NEW TAYLOR

We can supply the latest Taylor
 Test-Equipment, and take your
 used Equipment in part exchange.
 Balance by cash or hire purchase.
Write, phone or send your
gear along for inspection and
offer.

UNIVERSITY RADIO LTD.
 22 LISLE ST. Tel. GERRARD 4447 & 8582

URGENTLY WANTED

Frequency meters BC221
 Receivers BC348 & 312

Preferably not converted,
 accepted if in good con-
 dition. Also interest for
 other American receivers
 and instruments.

Quote to Box No. 3080 c/o.
 Wireless World



SAVAGE TRANSFORMERS LIMITED

INTRICATE TRANSFORMER CONSTRUCTION

SAVAGE TRANSFORMERS LIMITED
 NURSTEED ROAD • DEVIZES • WILTS
 TELEPHONE DEVIZES 514

KERSHAW'S KORNER KALLING!!!

T.V. AMATEURS

BARGAINS IN GOVERNMENT SURPLUS
 ELECTRONIC TELEVISION COMPONENTS

MODULATOR TYPE 20 consisting of 2 valves VU111, 4 volt 5kV E.H.T. rectifiers, 5 valves type KT44 (very suitable for line output), and 1 valve type MH41. This modulator is a marvellous unit for spare parts and is offered for the very low price of 42/- inc. carriage.

RCR.3515. I.F. strip 13.5 Mc/s, ideal for "W.W." Television. 6 I.F. stages with 3 Mc/s band width. EA50 Detector and EF39 Video O.P. Our price, 30/- each, complete with valves.

INERT 1.5 v. CELL BATTERIES, long life, fill with plain water and have continuous use. Ideal for every purpose. 3 for 2/6. Post paid.

All Goods post paid. No lists or Catalogues.
S. KERSHAW
KERSHAW'S KORNER, PERSHORE STREET, BROMSGROVE STREET, BIRMINGHAM 5.
 Phone Midland 4282-7097



RELAYS AND KEY SWITCHES

LARGEST EX-GOVT. STOCK IN GT. BRITAIN

Types 600-3000 Relays — Siemens High Speed
 Also A.C. 250 volts 50 cycles

Uniselector Switches, Carbon Insets, Telephone Components, Plugs, Jacks, Handsets, Co-Axial Cables — Government Contractors

JACK DAVIS (Dept. W.)
30 PERCY STREET, LONDON, W.1
 Phones: MUSeum 7960, LANgham 4821



Designed and developed essentially to give best performance at lowest cost, the following apparatus is fast establishing itself wherever good telecommunication equipment is called for

1 kw TELEGRAPH TRANSMITTER 3.5-16 MC/s
 60 W RADIOCOMMUNICATION TRANSCIEVER 2-8 MC/s RT/CW
 20 W RADIOCOMMUNICATION TRANSCIEVER 2-16 MC/s


Ask for quotations!

MANUFACTURERS:
ATA SCIENTIFIC PROGRESS LTD.
 63, Kensal Rd., London, W.10. Tel. LAD. 1598

INDEX TO ADVERTISERS

	PAGE		PAGE		PAGE
Aaru Electric Tool Mfg. Co., Ltd.	38	Frith Radiocraft, Ltd.	30	P.C.A. Radio	72
Adcola Products, Ltd.	96	Furzehill Laboratories, Ltd.	43	Pearce, T. W.	76
Air Ministry	27	Galpins	77	Radio Exchange Co.	90
Airmec Laboratories, Ltd.	35	Gardners Radio, Ltd.	52	Radiomenders, Ltd.	64
Aish & Co., Ltd.	80	Garland Radio	80	Radio Merchandise Co., Ltd.	84
Albert Mfg. Co.	82	General Electric Co., Ltd.	5, 37, 73	Radio Servicing Co.	78
Allan Richard, Radio Ltd.	14	Glaser, Ltd.	94	Radiospares, Ltd.	92
Allen Components, Ltd.	90	Goodmans Industries, Ltd.	42	Radio Unlimited	95
Alpha Accessories, Ltd.	12	Goodsell, Ltd.	42	Record Electrical Co., Ltd. The	93
Ambassador Radio	14	Gramplan Reproducers, Ltd.	30, 70	Redifon, Ltd.	54
Antiference, Ltd.	12	Gray, A., Ltd.	32	Reliance Mfg. Co. (Scutthark), Ltd.	93
Armstrong Wireless & Television Co., Ltd.	85	Hallam, Sleigh & Cheston, Ltd.	24	Reproducers & Amplifiers, Ltd.	2
Ashworth, H.	8	Hartley, H. A., Co., Ltd.	76	Ritherdon & Co., Ltd.	12
ATA Scientific Progress, Ltd.	95	Hatfield Instruments	82	Roding Laboratories	40
Audigraph, Ltd.	27	Haves Co., The	84	Rogers Developments Co.	40
Automatic Coil Winder & Electrical Equipmt. Co., Ltd.	1	Haynes Radio, Ltd.	86	Rollett, H., & Co., Ltd.	94
Automatic Telephone & Electric Co., Ltd.	31	Henley's, W. T., Telegraph Works Co., Ltd.	82	Rothermel, E. A., Ltd.	41
B. & H. Radio	94	Henry's	62	Ruco Products	36
Baldwin Instrument Co., Ltd.	94	Hill & Churchill, Ltd.	92	Rurbaken Electrical Products	86, 94
Barker, A. G.	79	Hivac, Ltd.	39	Salford Electrical Instruments, Ltd.	17
Beethoven, Ltd.	94	Hogg, F. Livingston	24	Samsons Surplus Stores	88
Belling & Lee, Ltd.	49	Halle, Arthur	94	Sangamo Weston, Ltd.	53
Berrys (Short Wave), Ltd.	32	Holley's Radio Stores	86	Savage Transformers, Ltd.	95
Bird, S. S., & Sons, Ltd.	44	Holt, Stan	80	Shackie, E. W.	95
Birmingham Sound Reproducers, Ltd.	44	Houghton & Osborne, Ltd.	40	Silverstone, H.	74
Boscombe Radio & Electric	95	H. P. Radio Services, Ltd.	66	Simmonds Accessories, Ltd.	15
Box 5080, c/o "Wireless World"	95	Hunt, A. H., Ltd.	18	Simon Sound Service	16
Brierley, J. H. (Gramophones & Recordings), Ltd.	34	Imhof, A., Ltd.	87	Smita, G. W. (Radio), Ltd.	83
Britain Chas. (Radio), Ltd.	66	International Correspondence School, Ltd.	18	Sound Swirl	85
British Conductor's Corp., Ltd.	22	Jackson Bros. (London), Ltd.	4	Southern Radio Supply, Ltd.	93
British Distributing Co.	92, 94	Johnsons (Radio)	90	Sower Transformers	91
British Institute of Engineering Technology	78, 94	Kershaw, S.	95	Stability Radio Components, Ltd.	42
British Insulated Callender's Cables, Ltd.	Cover 11	Lasky's Radio	65	Standard Telephone & Cables, Ltd.	47, 50
British National Radio School	80	Lawrence, G., & Co.	62	Steatite & Porcelain Products, Ltd.	3
British Physical Laboratories	70	Leak, H. J., & Co., Ltd.	55	Stern Radio, Ltd.	83
British Rola	43	Liquidators Disposal Agency	75	Stewart Transformers, Ltd.	22
British Sound Recording Association	72	Lockwood & Co., Ltd.	94	Sugden, A. R., & Co. (Engineers), Ltd.	26
Brookes Crystals, Ltd.	94	London Central Radio Stores	35	Szymanski, S.	91
Brown, S. G., Ltd.	16	London Radio Supply Co.	81	T. & C. Radio College	12
Bulgain, A. F., & Co., Ltd.	Edit. 199, 74	Lowther Mfg. Co.	89	Taylor Electrical Instruments, Ltd.	30
Bull, J., & Sons	81	Lustraphone, Ltd.	74	Taylor, Tunnicliff (Refractories), Ltd.	9
Bullanco	88	Lyons, Claude, Ltd.	93	Telegraph Condenser Co., Ltd.	Cover 11
Bullers, Ltd.	10	Lyons Radio	88	Telegraph Construction & Maintenance Co., Ltd. The	28
Cabot Radio Co., Ltd.	91	Macdonald & Co. (Publishers), Ltd.	76	Tele-Radio (1943), Ltd.	38
Candler System Co.	89	Malvyn Engineering Works	95	Thorner, J. E., & Sons	36
Champion Products	82	Mail Order Supply Co.	67	Transradio, Ltd.	28
Chapman, C. T. (Reproducers), Ltd.	72	Marconi Instruments, Ltd.	40	Trix Electrical Co., Ltd.	Edit. 197
Charles Amplifiers, Ltd.	6	Marconi Wireless Telegraph Co., Ltd.	38	United Insulator Co., Ltd.	32
Chase Products (Engineering), Ltd.	74	McMurdo Instrument Co., Ltd.	36	Universal Electrical Instruments Corpn.	68
Chloride Batteries, Ltd.	13	Measuring Instruments (Pullin), Ltd.	54	University Radio, Ltd.	63, 95
Cinema-Television, Ltd.	14	"Mechanical Handling" Exhibition	71	Vallance & Davison, Ltd.	80
Clydesdale Supply Co., Ltd.	69	Metro Pex, Ltd.	37	Valrado	37
Cohen, D.	56	Metropolitan-Vickers Electrical Co., Ltd.	29	Voigt Patents, Ltd.	82
Cosmocoord, Ltd.	48	Miers, N., & Co., Ltd.	16	Vortexion, Ltd.	51
Cossor, A. C., Ltd.	21	Modern Book Co.	89	Walton's Wireless Stores	90
Couphone Radio	85	Modern Electrics, Ltd.	84	Wayne Kerr Labs., Ltd. The	24
Coventry Radio	94	Morganite Resistors, Ltd.	19	Westinghouse Brake & Signal Co., Ltd.	42
Davis, Alec, Supplies, Ltd.	73	M. R. Supplies, Ltd.	20	West, Spencer	92
Davis, Jack	16	Mullard Electronic Products, Ltd.	23, 46	Weymouth Radio Mfg. Co., Ltd. The	72
Drayton Regulator & Instrument Co., Ltd.	20	Multicoore Solders, Ltd.	Cover 1v	Wharfedale Wireless Works	20
Dubilier Condenser Co. (1925), Ltd.	25	Northall, L. C.	94	Whiteley Electrical Radio Co., Ltd.	52
Duke & Co.	78	Northern Radio Services	88	Wilco Electronics	86
Dupley Electronics, Ltd.	84	Nousund Products	89	Wireless Instruments (Leeds), Ltd.	88
Edison Swan Electric Co., Ltd.	11	Oliver Pell Control, Ltd.	26	Wireless Supplies Unlimited	86
Electradix Traders Union	78	Osmor Radio Products, Ltd.	68	Wright & Weaire, Ltd.	45
Electro Acoustic Development	74	Oxley Development Co., Ltd.	96	Young, C. H.	70
Electronic Instruments, Ltd.	18	Painton & Co., Ltd.	6, 10		
Electronic Precision Equipment	60, 61	Park Radio	64		
E.M.I. Institutes	54	Parmeko, Ltd.	39		
Eta Tool Co. (Leicester), Ltd.	14	Partridge Transformers, Ltd.	75		
Feilden (Electronics), Ltd.	7				
Fleld's	82				
Fluxite, Ltd.	77				

"TECHNICAL EXCELLENCE"



—combines with beauty and soundness of DESIGN in the

OXLEY

AIR DIELECTRIC TRIMMER


Type approved
Cat. A
No. 464.

Web: 14.5 m/m. Length: 22 m/m. Height: 1.5 to 3pF—7.5 m/m. 1.8 to 20pF—10 m/m. 2 to 26pF—11 m/m. 2 to 32pF—12 m/m. Law: Straight line capacity. Power Factor: Less than .001. Insulation: Over 2,000 megohms. Voltage: 500 D.C.

OXLEY DEVELOPMENTS CO. LTD.
ULVERSTON, NORTH LANCs. TEL: ULVERSTON 3308

"ADCOLA" SOLDERING INSTRUMENTS

Reg. Trade Mark



Designed for Wireless Assembly and Maintenance. SUPPLIED FOR ALL VOLT RANGES FROM 6/7v. TO 230/50v. The three Adcola Models covering the requirements of the Television, Telecommunication and Radar Engineers assure thorough jointing.

- 1/4 in. dia. Bit. Standard Model — 22/6
- 1/2 in. dia. Bit. Standard Model — 25/-
- 3/4 in. dia. Detachable Bit — — — 30/-

REPLACEMENT UNIT BIT ELEMENTS AVAILABLE. Patented in England and Abroad.

Sole Manufacturers:
ADCOLA PRODUCTS LIMITED
ALLIANCE HOUSE CAXTON STREET, WESTMINSTER, LONDON, S.W.1. Tele. MACaulay 4272

Printed in Great Britain for the Publishers, LIFFE AND SONS LTD., Dorset House, Stamford Street, London, S.E.1, by THE CROWN WALL PRESS LTD., Paris Garden, Stamford Street, London, S.E.1. "Wireless World" can be obtained abroad from the following—AUSTRALIA and NEW ZEALAND: Gordon & Gotch, Ltd., 151-153 A. H. Wheeler & Co. Canada: Imperial News Co.; Gordon & Gotch, Ltd. SOUTH AFRICA: Central News Agency, Ltd.; William Dawson & Sons (S.A.), Ltd. UNITED STATES: The International News Co.



Wax protected

TUBULAR PAPER CONDENSERS

TYPE 343
350 V. D.C. Wkg.

Cap. μ F.	Lgth.	Dia.
.05	1 $\frac{1}{4}$ in.	$\frac{3}{8}$ in.
.1	1 $\frac{1}{2}$ in.	$\frac{3}{8}$ in.
.2	1 $\frac{3}{4}$ in.	$\frac{3}{8}$ in.
.25	1 $\frac{3}{4}$ in.	$\frac{9}{16}$ in.
.5	2 in.	$\frac{3}{4}$ in.

TYPE 743
750 V. D.C. Wkg.

Cap. μ F.	Lgth.	Dia.
.005	1 in.	$\frac{5}{16}$ in.
.01	1 in.	$\frac{3}{8}$ in.
.02	1 in.	$\frac{3}{8}$ in.
.1	1 $\frac{1}{2}$ in.	$\frac{9}{16}$ in.
.25	2 in.	$\frac{3}{4}$ in.

THESE condensers are used by the million — they meet the requirements of over 75% of the positions in electronic circuitry and are to be found in every well-known make of radio and television receiver.

The windings keep inductance to the minimum, the sealing is by several coatings of wax, and the simple but effective construction shows a considerable saving in cost.

Wax protected types are not recommended where permanent high insulation resistance under all conditions is essential, and here T.C.C. "Metalmite" or "Metalpack" condensers (in aluminium tubes with synthetic rubber end seals) should be used.

T.C.C. Condensers are exclusively specified in the View Master — the Television Set you build at home from standard parts. Constructor Envelopes (Model A, London, or Model B, Sutton Coldfield) 5/- each from all Wireless Shops.

TYPE 543
500 V. D.C. Wkg.

Cap. μ F.	Lgth.	Dia.
up to .002	$\frac{3}{4}$ in.	$\frac{3}{16}$ in.
.01	$\frac{3}{4}$ in.	$\frac{11}{32}$ in.
.02	1 in.	$\frac{11}{32}$ in.
.1	1 $\frac{1}{2}$ in.	$\frac{9}{16}$ in.
.25	1 $\frac{3}{4}$ in.	$\frac{3}{4}$ in.

TYPE 2043
1000 V. D.C. Wkg.

Cap. μ F.	Lgth.	Dia.
.0005	1 in.	$\frac{1}{4}$ in.
.001	1 in.	$\frac{1}{4}$ in.
.005	1 in.	$\frac{5}{16}$ in.
.02	1 $\frac{1}{2}$ in.	$\frac{3}{8}$ in.
.1	2 in.	$\frac{9}{8}$ in.

THE TELEGRAPH CONDENSER CO. LTD

RADIO DIVISION: NORTH ACTON, LONDON, W.3. Tel: ACORN 0061

LEADING RADIO FACTORIES IN SCANDINAVIA
use ERSIN MULTICORE SOLDER



Soldering radio sets in the Oslo factories of Tandberg Radiofabrikk, Norway. ERSIN MULTICORE SOLDER has been used exclusively since the war.

Scandinavian manufacturers of radio and electrical equipment prefer to use British-made Ersin Multicore Solder, despite the freight charges and import duties which have to be paid on it. They find that Ersin Multicore effects great savings in material and labour costs, because it is the only solder which contains three cores of extra-active non-corrosive Ersin Flux, giving high speed precision soldering without waste, and eliminating "dry" or H.R. joints. Ersin Multicore Solder is supplied to manufacturers in 6 standard alloys, and 2 flux percentages. The handy size 1 carton (available in the 4 specifications shown below) is recommended for Service Engineers and Workshops.



ERSIN MULTICORE SOLDER being used in Bang & Olufsen's Radio Factories at Struer, Denmark. This is one of the largest factories in Denmark for the manufacture of radio, cinema projectors, wire recorders and many types of electrical equipment.

PRICES FOR SIZE 1 CARTONS

Catalogue Ref. No.	Alloy Tin/Lead	S.W.G.	Approx. length per carton	List Price per carton (subject)
C 16014	60/40	14	26 feet	5 d
C 16018	60/40	18	60 feet	5 0
C 14013	40/60	13	22 feet	5 0
C 14016	40/60	16	42 feet	5 0

Illustrated are the Nominal 7lb reel (for factories) and the Size 1 carton (for Service Engineers and Workshops). Manufacturers and Service Engineers are invited to write for technical information, samples and bulk prices.



ERSIN MULTICORE SOLDER is shown in use at the factories of Luxor, Motala, one of the largest manufacturers of radio sets in Sweden.

MULTICORE SOLDERS LTD.
 MELLIER HOUSE, ALBEMARLE STREET,
 LONDON, W.1 • Telephone: REGent 1411