

NEW STYLE

Radio & Electronics

SEPTEMBER 1985 £1.10

AUSTRALIA
HOLLAND
NEW ZEALAND
NORTH AMERICA \$2.95
D71699

For all aspects of practical amateur radio *World*

**Simply
the
Best**


**COIL WINDING:
DIY AIR SPACED
INDUCTORS**

**HEARD ISLAND:
A DXPEDITION
ADRIFT**

**TX90 MOD:
NUTS & BOLTS OF A
TV SPECTACULAR!**

**POWER SUPPLIES:
COOLING THE
HOT SPOTS**

**DATA FILE:
THE 555 AS A
SCHMITT TRIGGER**



**SPECTRUM WATCH:
LATEST NEWS & VIEWS**

R WITHERS COMMUNICATIONS



FULL RANGE OF MOST BRANDS IN STOCK! see all the other ads! then ask us about our service back up!



**584 HAGLEY ROAD WEST, OLDBURY, WARLEY
B68 OBS (QUINTON, BIRMINGHAM) WEST MIDS.
Tel: 021-421 8201/2 (24 HR ANSWERPHONE)**

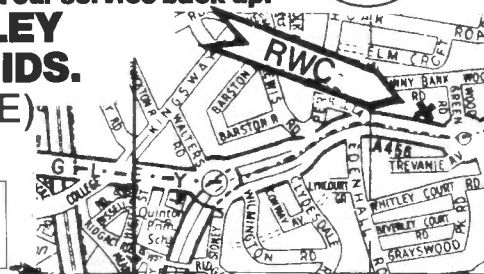


RWC SPECIAL OFFERS



PLEASE ASK ABOUT THE RWC CREDITCARD AVAILABLE NOW VIA LOMBARD TRICITY

**M5
JUNCT
3**



RAY G4 KZH

G6 KZH

G1 KZH


THESE PRODUCTS ARE EXCLUSIVE TO RWC

10 Mtr MOD BOARD – Remember who did it first!

This is a complete modification board designed to fit all CB radios that incorporate the SANYO LC7137 series of synthesizer chip, the unit comprises of a small pcb with six microchips and fits almost all current legal (CB 27/81) radios, the unit is supplied with full fitting instructions and can be fitted easily by most enthusiasts, with the current upsurge in interest in this band demand has been high as this means that over 90% of current CB radios can now be used on 10mtr amateur band.

PRICE £22.50 + £1.00 post and packing

Works excellent in Cybernet, Binatone Lowe TX40G etc. * Check if your radio has the Sanyo chip fitted. We will fit unit for you **£40.00** inclusive. P&P.



KIT OF PARTS AVAILABLE £17.50 + £1 p&p

* Only available from RWC see R&EW March 1985 for full circuit description etc.

RAYCOM MODULAR RF AMPLIFIERS

A complete range of linear and fm amplifiers for use with both VHF and UHF hand portables and multimode portables such as the YAESU FT290R and FT790R. Power output from 15W to 45W depending on model, (eight are available). All units feature Mitsubishi or Toshiba power modules as used in the majority of mobile and base radio transceivers. Two versions are also available for business radio applications.

PRICE from £39.50 for the 15W vhf model + £2.00 post



UHF UNITS (430-440MHz)

ORDER CODE	PRICE
25W FM/CW U25F	£79.50
15W FM/CW/SSB/AM U15L	£69.50
15W FM/CW U15F	£59.50

(FULL RANGE OF POWER MODULES IN STOCK)

VHF UNITS (144-149MHz)

ORDER CODE	PRICE
45 FM/CW V45F	£62.50
35 FM/CW/SSB/AM V35L	£59.50
25 FM/CW V25F	£48.50
15 FM/CW/SSB/AM V15L	£49.50
15 FM/CW V15F	£39.50

A.R.M. MULTI P6 ANTENNA

This is one of the most exciting new products to be launched by RWC and is the result of many months of development by Antenna Research Manufacture based in Devon.

The antenna has been designed to meet the growing popularity in multimode portable and mobile operation and is capable of being used on both vhf and uhf in both horizontal and vertical polarization modes, both portable and mobile. The antenna has the facility of being used as both omni-directional or directional modes as well as having capability of DF function. No ground-plane or radials are required and the antenna can therefore be used in a variety of applications on frequencies between 140-450 mhz. * See review in March Amateur Radio.

Further details are available upon application

PRICE £41.75 complete inc post
Colinear element **£4.75**



LOWE TX40G on 10 METRES – Exclusive offer

RWC are pleased to offer this very fine radio modified on 10 metres complete with repeater shift built-in. The unit has all of the features remaining except the high/low switch now controls the offset. This high quality Japanese made unit has RF gain control, RIT, P.A. facility, and has a very sensitive receiver, along with >4W RF output power, and typical deviation of 4Khz.

The unit comes complete with mobile mount, and is guaranteed for six months. This unit has the RWC mod board unit fitted and represents excellent value for money as this radio still sells for £33.00 on 27mhz. Was £79.00 originally

PRICE £52.50 + £2.50 carriage (price subject to increase when existing stocks are sold) – Hurry unrepeatable offer!

RWC also stock a comprehensive range of matching linears and antennas specifically designated for 10mtr operation.

COMING VERY SOON ...

**RWC WAVEMETER,
RWC PHASING HARNESS,
RWC DUAL BAND BASE ANTENNA (VHF-UHF)**

ANNOUNCING THE SUPER YAESU FT757GX

Following the release of the RWC 10mtr MOD BOARD for the SANYO LC7136/7 series of cb synthesizer chip, and its successful launch onto the UK amateur radio market, the RWC design team are now ready to announce their latest innovation.

This new product is aimed at the world market and is a modification for the popular YAESU FT757GX.

After over six months of development by our design team led by G3SBI, with G8FBX and G4KZH, and successful field trials, the modification has been perfected to enable installation by the end user.

The modification serves two major purposes:

- (1) To improve VFO tuning and eliminate "VCO GLITCH"
- (2) To decrease tuning speed from 10khz per dial revolution to 5khz per dial revolution (selectable on the 500khz step switch).

BRIEF DESCRIPTION

The unit comprises of a small pcb designed to fit onto the existing microprocessor (Q67) and has two microchips and some small components and only eight connections, three of which are connected to three of the micro pins direct. The other five wires easily connect to existing terminals on the main pcb, and also the display board. The modification can easily be installed by experienced constructors and will be available from selected dealers who will be able to offer a fitting service.

Each mod board will be supplied complete and tested (as per the RWC 10mtr. mod board) no kits of parts will be available. Registered design pending.

PRICES

UK price is £29.50 for the built and tested pcb with complete fitting instructions and £39.50 plus carriage for a unit factory fitted and tested. User warranty will not be affected on units supplied by RWC. All prices include value added tax at the current 15%. Export enquiries are welcomed.
(Instant fitting service available, please telephone)

All the above products have been designed and built in the UK and are exclusively available from:

**EXCLUSIVE: DISTRIBUTORS
FOR ARM PRODUCTS
& RAYCOM LTD
TRADE ENQUIRIES INVITED**

**R WITHERS COMMUNICATIONS LTD
584 Hagley Road West, Oldbury, Warley B68 OBS
Tel: 021 421 8201 (PBX) Telex: 334303 G TXAGWM**

**OVERSEAS CUSTOMERS
WELCOME & WE SPEAK
GERMAN & JAPANESE
& LOCAL DIALECT + AUSTRALIAN**

DEALER AND EXPORT ENQUIRIES ARE WELCOME

CONTENTS

Editor

Duncan Leslie

Editorial Assistants

Jane Berry

David Pye

Advertisement Manager

Margaret Hall

Advertisement Executive

Marian Vidler

Publisher

Peter Williams

Published by

Radio & Electronics World
Magazines

Sovereign House

Brentwood

Essex CM14 4SE

England

Tel: (0277) 219876

ISSN

0262-2572

Printed

In Great Britain

Newtrade sales

Seymour Press Ltd

334 Brixton Road

London SW9 7AG

Tel: 01-733 4444

Subscriptions

Tel: 01-684 3157

© Copyright 1985

Radio & Electronics World Magazines

Safety in the shack

Some of the constructional projects featured refer to additions or modifications to equipment; please note that such alterations may prevent the item from being used in its intended role, and also that its guarantee may be invalidated.

When building any constructional project, bear in mind that sometimes high voltages are involved. Avoid even the slightest risk – safety in the shack please, at all times.

Whilst every care is taken when accepting advertisements we cannot accept responsibility for unsatisfactory transactions. We will, however, thoroughly investigate any complaints.

The views expressed by contributors are not necessarily those of the publishers. Every care is taken to ensure that the contents of this magazine are accurate, we assume no responsibility for any effect from errors or omissions.

Cover Photographs

Top – One of the Sovereign 6003/T series of counter-timers from Global Specialties (p5)

Bottom – Dual axis rotation system, the DR10, from Dynetic Systems (p9)

SPECIAL FEATURES

16 Spectrum Watch

Nigel Cawthorne looks into the future of Bands I and III and predicts good news for radio amateurs

21 Power Supplies

Roger Alban gets hot on heatsinks as he continues his series on PSU design

26 Video Monitor Conversion

How could you watch Coronation Street when you could be converting your TV set into a video monitor? The last part of Alan Warne's project

31 Air Spaced Coils

W G Borland gives some instruction in induction

33 Data File

Ray Marston presents a miscellany of astable circuits in the penultimate instalment of his series on the 555 timer IC

40 Heard Island

We rejoice the intrepid travellers as they make their way through stormy seas to finally reach this remote island in the Indian Ocean

REGULARS


- 4 Product News
- 12 News Desk
- 24 Amateur Radio World
- 44 ATV on the Air
- 47 Medium Wave DXing
- 48 DX-TV Reception Reports
- 52 Latest Literature
- 54 QSO
- 57 Short Wave News
- 62 Free Classified Ads
- 64 Small Ads

READER SERVICE

- 59 Subscription Order Form
- 59 Amateur Radio Subscription Order Form
- 60 Back Issues Order Form
- 63 Free Classified Ad Order Form
- 66 Advertising Index
- 66 Advertising Rates and Information

NEXT MONTH


- 56 What's in Store for You
 - Next Issue**
Cover date October 1985 on sale Thursday, 12 September
 - Publication Date**
Second Thursday of the month preceding cover date



Curtains for ORF1 – page 16



Real high tech – page 12



All secure – page 13



Pretty lights – page 24

PRODUCT NEWS

Featured on these pages are details of the latest products in communications, electronics and computers. Manufacturers, distributors and dealers are invited to supply information on new products for inclusion in Product News.

Readers, don't forget to mention **Radio & Electronics World** when making enquiries

MILLIVOLTMETER

For both laboratories and production test purposes, the measurement of insertion loss or gain of components and assemblies is made simpler using Boonton's dual-channel option for its advanced 9200A millivoltmeter. The second-channel option duplicates the instrument's front panel input on the back panel, and using a second sensor allows the instrument to display directly channel 1, channel 2 and channel 1-2 differential voltages.

When measuring the insertion loss or gain of a component powered from an RF source, one probe can be connected to the input using a power splitter. The other probe measures the output voltage. The insertion loss/gain figure is then read directly from the 9200A's display in dB.

Quite apart from the improvement in operational convenience of taking the measurements simultaneously instead of taking



two readings, Euro Electronics Ltd claim that the differential measurement gives more accurate results. Since the voltage probes differ only slightly in their high frequency response, the

differential measurement approach reduces measurement errors of separately levelled measurements.

The actual measurement accuracy depends on three main factors: the basic instru-


ment uncertainty, the probe performance and the temperature effect. For example, the basic uncertainty of the 9200A from 3 to 3000mV is given as one per cent of reading \pm one count.

Using an optional 50 ohm terminated sensor (model 952009), frequency response of the 9200A extends to 2.5GHz, and since the probe measures voltage across a 50 ohm resistor, power levels can be read using the instrument's dBm mode.

Data for all probes and sensors is stored in a non-volatile memory. This includes both sensitivity and range linearisation requirements. Replacement probe information can be entered into the memory by the user by operating an internal switch. No further calibration is required.

*Euro Electronics Ltd,
Lancaster Gate House,
319 Pinner Road, Harrow,
Middlesex HA1 4HF.
Tel: (01) 863 0811.*

15MHz OSCILLOSCOPE



Electronic Brokers offer from stock the new Philips PM3206, a low cost 15MHz oscilloscope. The instrument features a 5mV sensitivity across the full 15MHz bandwidth. Sensitivity is the same for both X and Y channels, with X-deflection input to the A-input, thus providing identical loading for each

input signal.

Automatic triggering ensures that a stable trace is locked onto the screen and also enables adjustment of the trigger level between the peaks of the signal. TV triggering is a standard feature for TV and video service engineers.

Other features include trig-

ger selection from either channel A or channel B and externally, and also an external Z-modulation facility, which by blanking parts of the display at predefined time intervals allows the user to put a third parameter on the screen. This latter feature is especially useful in the X-Y mode when neither variable is a time measurement.

The PM3206's 8 x 10cm screen has an internal graticule to eliminate parallax errors, with 0%, 10%, 90% and 100% indications.

With an accuracy of $\pm 5\%$, the oscilloscope has a 23 nanosecond (nS) rise time, an input impedance of 1M Ω /35pF, and a maximum input voltage of 400V dc or ac peak.

The oscilloscope costs £286 and meets CSA, IEC and VDE safety requirements.

*Electronic Brokers Ltd,
140-146 Camden Street,
London NW1 9PB.
Tel: (01) 267 7070.*

MEASUREMENT INTERFACE

A new Z80-based scientific measurement interface has been announced by IMS Electronics of Littlehampton, Sussex. The CM1600 has sixteen input/output channels and a computer interface (IEEE-488 or RS232C).

The I/O channels are arranged in four banks of four, each bank in fact being a module. Modules may be selected from the following types: analogue input, thermocouple input, analogue output and mains relay. The CM1600 therefore combines most of the flexibility of a rack system with the convenience of a bench-top instrument. Analogue conversions are carried out to 16-bit resolution.

The price including any four modules and either computer interface is £795. Optional extras include a dot matrix panel printer and a 32K RAM extension to assist in high speed data acquisition.

COUNTER-TIMER SERIES

Now available from GSC is the Sovereign 6003/T series of counter-timers, which provide a wide choice of measurement modes at a low cost.

Designed for almost any application, the 6003/T has five universal measuring modes including frequency, frequency ratio, period, multiple period and totalising. In all modes, results are displayed with a 7-digit light-emitting diode (LED) display with automatic decimal point positioning and a display 'latch' register to ensure the read-out is flicker-free.

Other features include an ac coupled input, an input impedance which is 1MΩ in

parallel with 25pF, and the facility to switch the input attenuator for a 1 or 20 attenuation factor. In addition, the trigger level can be continuously varied from -1V to +1V, and a low-pass filter with an upper frequency of 1kHz is built in to avoid trigger failure at low frequency signal with high noise or radio frequency.

Supplied in a rugged, compact metal case to prevent physical damage and provide effective EMI shielding, the 6003 series is easily portable, weighing only 2.2kg. Options include a binary-coded decimal (BCD) output, and 1GHz and 1.2GHz prescalers.



Global Specialties Corporation,
Shire Hill Industrial Estate,

Saffron Walden,
Essex CB11 3AQ.
Tel: (0799) 21682.

INTERFACE TEST EQUIPMENT

An advanced serial interface tester is now available from Modular Technology, part of Zygol Dynamics plc.



Called the Interfaker III, the equipment will be of particular interest to engineers requiring precise diagnostic and trouble-shooting test equipment for CCITT V24/V28 or EIA RS232C datacom interfaces.

The Interfaker III will not 'electrically load' any lines

being monitored or tested. In this way, the equipment does not introduce any extraneous electrical load into the circuit under test.

In practice, the Interfaker III is normally used to test and check conditions and connections between a computer and a modem or terminal.

Modular Technology,
Zygol House, Telford Road,
Bicester, Oxford OX6 0XB.
Tel: (0869) 253361.



IMS Electronics,
Unit R6,
Riverside Industrial Estate,

Littlehampton,
West Sussex BN17 5DF.
Tel: (0903) 723492.

WAVEFORM SYNTHESISER

Analogic has announced a polynomial waveform synthesiser that allows the user to 'draw' the output waveform required.

The new model 2020 instrument offers 12-bit precision and half-cycle periods from 40 nanoseconds to 379 days. A range from 10nS to two years at 8-bit resolution is available as an option.

Standard waveforms available include triangle, ramp and sawtooth, in addition to white noise. There are ten built-in four-pole linear filters with centre frequencies between 20kHz and 20MHz.

User-defined waveforms can be input via the front panel or the IEEE-488 interface, as polynomials of the form $y = F(t)$. The 'Etch-A-Sketch' facility can be used either to create new waveforms or edit existing ones. In this mode the output waveform is displayed on an external oscilloscope, together with a cursor, allowing the

user to redefine the waveform amplitude at any point.

Waveforms can be stored under user-defined file-names as a series of keystrokes, entered via the front panel or the IEEE-488 bus. The keystroke memory is 36,000 (optionally 100,000) keystrokes, a typical waveform being defined by ten keystrokes.

The output can be active (up to ±10V) or inactive. It is short circuit proof and protected up to 150V ac or 210V dc. The double-buffered IEEE-488 interface allows downloading at up to approximately 2Kbytes per second, or up to 200Kbytes per second with high-speed DMA.

A variant, the model 2000, configured especially as a pattern generator for automatic test systems, is expected to be launched shortly.

Analogic Ltd,
The Centre, 68 High Street,
Weybridge KT13 8BN.
Tel: (0932) 56011.

Thanet Electronics



ICOM



ICOM

IC-735, The Complete HF Radio

This new HF transceiver from ICOM is compact enough to make mobile or portable use a possibility. The IC-735 covers all Amateur frequencies from 1.8MHz to 30MHz including the three new bands 10, 18 and 24MHz. Modes include SSB, CW, AM and FM, all circuits are solid-state and output is approximately 100 watts.

Tuning ranges from 100kHz to 30MHz, made continuous by using a high-side IF and a CPU control system. RTTY operation is also possible. Dynamic range is 105dB with a 70.451 MHz first IF circuit. The direct feed mixer rejects spurious response and gives higher sensitivity and wider dynamic range. Pass-band tuning and a sharp IF notch filter provide clear reception even under duress. Preamp is 10dB and attenuator 20dB.

The new IC-735 from ICOM is easy to operate and versatile, it has various scanning functions, comprehensive LCD and 12 memories. Computer remote control is possible via the RS-232C jack.

Options include: the AT-150 automatic antenna tuner and shown here the PS-55 AC power supply and SM-8 desk mic.

Please contact Thanet Electronics or your local ICOM dealer for even more information on this latest HF transceiver - the IC-735.



IC-290D/290E Mobile



290D is the state of the art 2 meter mobile, it has 5 memories and VFO's to store your favourite repeaters and a priority channel to check your most important frequency automatically. Programmable offsets are included for odd repeater splits, tuning is 5KHz or 1KHz.


The squelch on SSB silently scans for signals, while 2 VFO's with equalising capability mark your signal frequency with the touch of a button. Other features include: RIT, 1 KHz or 100Hz tuning/CW sidetone, AGC slow or fast in SSB and CW, Noise blanker to suppress pulse type noises on SSB/CW.

You can scan the whole band between VFO's/scan memories and VFO's. Adjustable scan rate 144 to 146 MHz, remote tuning with IC-HM10 and HM11 microphones. Digital frequency display, Hi/Low power switch. Optional Nicad battery system allows retention of memory.

Thanet ICOM Thanet ICOM Thanet ICOM Thanet ICOM Thanet ICOM Thanet ICOM Thanet ICOM

PRODUCT NEWS

COLOUR MONITORS



Electrohome have just announced two new colour display monitors – the 48.26cm (19 inch) ECD 1904X and the 63.5cm (25 inch) ECD 2504X. They are ruggedly constructed and are designed to meet a mean time between failure (MTBF) rate of 20,000 hours. Major applications are in public information display systems, business graphics, education and with desktop computers.

Both monitors feature the latest in advanced circuitry and have 560 x 240 pixel resolution. The user controls, which include horizontal phase control, are front mounted and located behind a lockable door.

A plug-in module is avail-


able which accepts a choice of IBM PC, RGC RS170, or PAC RGB RS170 switchable inputs, allowing the user to configure the monitor to meet a wide range of system requirements.

The monitors have a horizontal frequency of 15.75kHz, (20kHz with factory modification), 8MHz bandwidth and a retrace time of 13 μ S maximum. The linearity is 8% (nominal).

The ECD 1904X and 2504X are housed in attractively styled all metal enclosures.

*Electrohome Ltd,
7 Civic Way,
Ellesmere Port, South Wirral,
Cheshire L65 0AX.
Tel: (051) 3561365.*

DISK DRIVE MOTORS



A new range of brushless dc motors designed specifically to suit the stringent demands of modern computer disk drives have recently been announced by Papst Motors Limited.

All five motors in the range utilise the latest Papst 12 volt four pole electronically commutated dc external rotor motor and are designed to meet the ever increasing demand for compactness, essential for modern day stor-

age products which have a high packing density in a small package size.

The 44.04 measures only 22mm in overall height and is designed to drive two 3.5in hard disks. It has an average starting torque of 3.18oz inches with a starting current of 1.8 amps. This motor produces a high precision electronic pulse which can be used to check on the rotor position when searching for sectors of hard disks.


NEW MODEM RANGE

The new WS3000 professional modem range from Miracle Technology (UK) Ltd offers the facility of full upgradeability from V21/23 use to 1200 or 2400 full duplex.

The base model, WS3000 V2123, offers fully intelligent Hayes compatible autodial, autoanswer data communications at 300, 600, 1200/75 and 75/1200 baud for £295.00. The price includes a built-in Centronics printer port, 64 number internal phone directory and speed buffered RS232 port.

The WS3000 V22 is an upgrade of the V2123, adding the V22 1200 baud full duplex standard. All the features of the V2123 are retained, giving a modem with low and medium-speed use, plus Viewtext for Prestel, for £495.00.

The WS3000 V22bis adds the



2400 baud full duplex CCITT V22bis standard, whilst again retaining all the lower standards including V22 for £650.00.

The new range makes it possible to buy one modem type for low, medium or high-speed use, from one company. All are operated and presented in the same way – if you can use one you can use them all.

*Miracle Technology (UK) Ltd,
St Peter's Street,
Ipswich IP1 1XB.
Tel: (0473) 50304.*

INTERFERENCE PROTECTION

Spikebloc is a new mains protector that prevents electromagnetic and radio-frequency interference causing expensive damage to sensitive electronic equipment.

Available from Rendar, Spikebloc combines RFI filtering with high-current surge protection and can absorb induced lightning surges up to 2,500A. Used for EMC applications Spikebloc stops interference from pulse circuit equipment affecting displays and microprocessor-based units.

Equipment, particularly if microprocessor-based, is susceptible to interference from other machinery, environmental hazards such as lightning, and 'noisy' power supplies.

Fitted to sensitive electronic equipment, Spikebloc filters spikes and RF interference from power lines, allowing 'clean' power to be supplied in an electrically noisy environment. Fitted to electrically noisy devices, Spikebloc prevents noise from being output to power lines.

*Rendar Ltd,
Durban Road, South Bersted,
Bognor Regis,
West Sussex PO22 9RL.
Tel: (0243) 825811*

The 54.04 and 53.06 are of similar size and are both designed to drive single 5.25in disks. The 54.04 has an average starting torque of 4.8oz inches at 2.8 amps compared with 3.39oz inches of the 53.06 which has a lower starting current and power consumption.

The 46.04 and the 45.04 both measure less than 33mm in total height and are designed to drive two 5.25in disks. The 46.04 has a starting torque of 2.9oz inches with a current of 1.4 amps, whilst the 45.04 is an upgraded version with a starting torque of 4.1oz inches and a starting current of 2 amps.


All the products in this new range are fitted with precision ball bearings with an anticipated operating life in excess of 20,000 hours at the maximum operating temperature of 55°C.

Although initially designed for Winchester drive applications, other uses are being found for this family of motors such as optical reflecting systems for laser instrumentation where the high speed accuracy is a very necessary requirement.

*Papst Motors Ltd,
East Portway, Andover,
Hampshire SP10 3RT.
Tel: (0264) 53655.*

PRODUCT NEWS

GTO THYRISTORS



Motorola has added a new series of medium-current gate turn-off thyristors (GTO) aimed at the switching power supply and motor drive markets. The GTO family combines the turn-on/turn-off features of a bipolar power transistor with the high-current/high-voltage character-

istics of the conventional SCR.

The GTO family is rated at 18 amps and has blocking voltage ratings from 1000 to 1400 volts. It has faster switching times than conventional SCRs, with a typical turn-on delay time of $0.6\mu\text{s}$. It requires only a 300mA trigger current, has high surge current capabilities up to 200 amps, and low forward conduction losses at relatively high anode currents.

Compared with transistors, these asymmetric three-terminal devices can minimise drive losses because they require only a momentary pulse to turn on, unlike power transistors which need a constant drive source. They differ from standard SCRs in that the new devices can also be turned off, with a minimal reverse pulse on the gate.

*Motorola Semiconductor Products Inc,
PO Box 20912,
Phoenix,
Arizona 85036, USA.*

CRYSTAL DEVICES

IQD Ltd have announced two additions to their range of quartz crystal devices.

The CX1 type micro-miniature quartz crystals from ETA Quarz, Switzerland are made to the same specifications as the Stakek range. ETA Quarz is the crystal division of ASUAG Components, former proprietors of the Stakek Corporation.

IQPXO programmable miniature quartz oscillators, which correspond with the Stakek PXO range, are also available.

*IQD Ltd,
North Street, Crewkerne,
Somerset TA18 7AR.
Tel: (0460) 74433.*

FOUR-PIN MOS DEVICES

Siliconix has announced the second product range group in its new FETlington series, the family of low-cost Mospower products designed to replace Darlington configurations with one compact device. These new FETDIP packages, auto-insertable 4-pin DIPs, are JEDEC registered as 2N7004, 2N7005 and 2N7006 with


respective breakdown voltages of 100 volts, 200 volts and 350 volts. These devices offer on-resistance ($R_{ds(on)}$) ratings of 0.6 ohms, 1.5 ohms and 5.0 ohms respectively. These low-profile power packages have current ratings as high as 8.0 peak amperes with a steady-state dissipation capability of one watt. By using the adjacent circuit board copper conductor area as heatsinking, the continuous power dissipation capability can be enhanced to nearly 2 watts.

While delivering over 30 watts peak power rating, this compact, low-profile device occupies only 0.060 square inches of board space. Environmental testing – including HTRB, pressure pot, temperature cycling and thermal shock – has shown these devices to be superior to many other plastic packages.

These Mospower products are built with the Siliconix Duramos process, which provides a tested gate-to-source breakdown voltage above 40 volts.

Applications for the 2N7004, 2N7005 and 2N7006 include

LOUDSPEAKER UNITS



Scanspeak of Denmark have appointed Wilmslow Audio Ltd as exclusive UK distributors of Scanspeak loudspeaker drive units.

The bass and midrange units in the new range have several interesting and exclusive features. Scanspeak Symmetric Drive ensures that forward and backward cone excursion is identical, thus eliminating one obvious source of distortion, and also the voice coils are wound with hexagonal section wire (manufactured under a Scanspeak patented process). The hexagonal wound coil is claimed to handle

much more power than conventional voice coils even at very high temperatures.

Three speaker designs are offered for the home constructor, all of which have the Scanspeak Flow Resistance type of loading. Kits are available which include cabinets in flatpack form.

Full details are contained in the *Scanspeak Handbook* which is available free of charge on receipt of a 12in x 9in SAE.

*Wilmslow Audio Ltd,
35-39 Church Street,
Wilmslow,
Cheshire SK9 1AS.*

switching power supplies, motor drives, pulse forming networks, lamp drivers, and relay and solenoid drivers.

*Siliconix Ltd,
Morrison,
Swansea SA6 6NE.
Tel: (0792) 74681.*

PHASE-CONTROL PSUs

Available exclusively in the UK from House of Instruments is the Trio PD series of regulated dc power supplies. Three models are available: the PD35-20, the PD18-30 and the PD18-20.

The instruments utilise a phase-control technique to provide a transient response of typically $100\mu\text{s}$, as well as excellent regulation and a current output of up to 20 or 30A, model dependent. Use of a choke input circuit provides low input current, low line noise, and ensures high efficiency. The phase-control technique together with a filtering circuit give a regulation of $0.005\% \pm 1\text{mV}$ with respect to a $\pm 10\%$ change in input.

Model dependent, the PD series has an output voltage of 0-18V or 0-35V, which is set using a smooth 10-turn potentiometer which offers high setting regulation.

Remote sensing has been added to the PD series to enable compensation for the voltage drop occurring in the wiring between the power supply and the load. Both output voltage and current may be changed using an external dc voltage or resistance.

Other features include a protective circuit which shuts down power to protect the load from overvoltage, as well as the facility to preset and check set values when using voltage and current limiting.

The PD series can be connected in either series or parallel with one of the power supplies being used for all control functions in a master/slave arrangement.


*House of Instruments,
Raynham Road,
Bishop's Stortford,
Herts CM23 5PF.*

HART

This month we feature some fantastic bargains. Our standard range of professional quality kits and cassette decks is still expanding, along with new lines in Video heads and power supplies. Our FREE list gives details of these and many other lines.

ALL BARGAIN ITEMS INCLUDE VAT & POST.

EX PO DIGITAL TIMER TRT 340



Mains/12v DC precision timer with full 4-digit display. 3 ranges up to 9999 mS. Sharp LED display holds until reset or cancels after user variable display time. Timing start and stop independently controllable by any of 4 types of input. Display test button on rear. Complete unit is housed in an elegant case with carrying handle/stand. These cost the PO many hundreds of pounds, our price to you only £29.78

LIQUID CRYSTAL DISPLAY WATCH MODULE

With LCD display, 2 pieces of Polarising material, backlight diffuser, micro lamp, precision crystal, trimmer, battery contacts and open microcircuit. Untested. 5 for £1

PLESSEY MAINS INTERFERENCE SUPPRESSORS

Filter unit for mains borne interference. Max current 1.5A Our Price, brand new, only £2.27. Same item, store soiled only £1.61

10W POWER AMPLIFIER MODULE

Mullard LP1173 Amplifier module. Needs 24v DC Supply to gives 10 watts into 4 ohm speaker. Size 112 x 70 x 29mm. Complete with heat sink. Only £2.40 complete with Data.

ALPS FF317U FM FRONT END


Beautiful, precision made High Quality variable capacitor tuned FM Front End with Dual-gate MosFet. Covers full FM range of 87 to 109 MHz. 12v supply ONLY £5.15 Circuit if required 35p.

CAR RADIO FM IF AND STEREO DECODER

Miniature PCB with 10.7MHz ceramic filters, 2-transformer ratio detector, AK010 noise suppression IC and TCA4500A advanced stereo decoder IC. Only needs front end to make FM tuner or car radio. Complete with circuit. Incredible value at Only £1.99

TOP LOADING STEREO CASSETTE MODULES

Limited quantity of brand new stereo cassette units, as used in hi-fi music centres etc. All have auto stop.



- Deck type 858B. 12v DC motor. 3-digit counter. £29.32
- Deck type 811C. As above but with Dolby noise reduction. Fully wired with twin VU meter, level controls, pilot lights and DIN socket. £44.73
- Deck type 828A. Deck mechanism only as used in both above, produced by one of Japan's top manufacturers. Fitted high quality stereo R/P head and Ferrite erase. 12v DC electronically governed motor. £11.27
- Cassette Door to fit any above. £4.02
- Deck type 111D. Complete module with record and play electronics, 3-digit counter, AC drive motor and cassette door. £21.73

COMPLETE STEREO TUNER MODULE

3 Band, LW/MW/FM Stereo Tuner fully assembled on PCB 165 x 85mm. Supplied with Ferrite Rod Aerial, stereo LED and band switch fully wired. 12v DC Supply, TU560 - Tuner. Price Only £7.99

Drive accessories with 2 knobs, tuning drum, window and scale. £2.99

Special price for both items bought together. £9.70

PANEL METERS

Special front design that can be mounted on, or behind a front plate. Front 60mm x 45mm Two types, FSD 50v DC & 1A DC ideal for power supply. Both the same price. £6.21 each.

CLOCK/TIMER/FREQUENCY/METER PARTS

Special offer of the fabulous MSM5524 clock, timer and frequency meter chip, MSL2318 prescaler chip and 6LT09 5-Digit fluorescent display. These are the 3 primary components for a complete timing and frequency display system covering the long, medium, short and FM wavebands. Total cost of these parts is normally over £25. OUR SPECIAL OFFER PRICE ONLY £13.68

- INF230 Data on MSM5524 and MSL2318 70p
- INF260 Application Circuit 20p
- Crystal 3276.8 KHz £2.18

VIDEO HEADS

Heads to suit all VHS, BETA and PHILIPS video cassette recorders. Do not take chances with 'near equivalents' there are nine different VHS heads and seven BETA MAX. Write or ring with the make and model number of your recorder for quotation. Prices start at £47.25 for VHS and £57.75 for Beta. Plus Vat

HIGH QUALITY REPLACEMENT CASSETTE HEADS



Do your tapes lack treble? A worn head could be the problem. Fitting one of our replacement heads could restore performance to better than new! Standard mountings make fitting easy and our TC1 Test Cassette helps you set the azimuth spot-on. We are the actual importers which means you get the benefit of lower prices for prime parts. Compare us with other suppliers and see! The following is a list of our most popular heads, all are suitable for use on Dolby machines and are ex-stock.

- HC20 Permalloy Stereo Head. This is the standard head fitted as original equipment on most decks. £5.11
- HM90 High Beta Permalloy Head. A hard wearing, higher performance head with metal capability. £8.06
- HS16 Sendust Alloy Super Head. the best head we can find. Longer life than Permalloy, higher output than Ferrite, fantastic frequency response. £9.91
- HQ551 4-Track Head for auto-reverse or quadrophonic use. Full specification record and playback head. £9.73
- Please consult our list for technical data on these and other Special Purpose Heads.
- MA481 Latest version Double Mono (2/2) Record/Play head. Replaces R484. £8.90
- SM166 Standard Mounting 2/2 Erase head. Compatible with above or HQ551 4 Track head. £5.90
- H524 Standard Erase Head. Semi double gap, high efficiency. £1.50
- H561 Metal Tape Erase Head. Full double gap. £4.90

HART TRIPLE-PURPOSE TEST CASSETTE TC1

One inexpensive test cassette enables you to set up VU level, head azimuth and tape speed. Invaluable when fitting new heads. Only £4.66 plus VAT and 50p postage.

- Tape Head De-magnetiser. Handy size mains operated unit prevents build up of residual head magnetisation causing noise on playback. £4.54
- Curved Pole Type for inaccessible heads. £4.85

Send for your free copy of our LISTS. Overseas please send 2 IRCs to cover surface Post or 5 IRCs for Airmail. Please add part cost of post, packing and insurance as follows:

- INLAND**
Orders up to £10 - 50p
Orders £10 to £49 - £1
Orders over £50 - £1.50
- OVERSEAS**
Please send sufficient to cover Surface or Air Post as required.

HART
HART ELECTRONIC KITS LTD
PENYLAN MILL
OSWESTRY, SHROPSHIRE
SY10 9AF

Personal callers are always very welcome but please note that we are closed all day Saturday

**24hr SALES LINE
(0691) 652894**

ALL PRICES EXCLUDE VAT UNLESS STATED


TVRO Terminals for Intelsat and ECS

SMATV Systems for Hotels and Clubs

Design and Consultancy service available for a range of Satellite Receiving Systems. Export Enquiries invited

L & S Bear Electronics Ltd
Unit 'E' Yeo Lane, Colley Lane Industrial Estate
Bridgewater, Somerset.
☎ (0278) 421719

COMMUNICATION RECEIVER



uniden MODEL CR-2021

A compact communications receiver with full professional specifications and facilities.

- ☐ Full Frequency coverage of 150KHz to 29.999 MHz and 78 to 108 mHz.
- ☐ Maximum sensitivity on AM/SSB/CW, also FM, with Narrow/Wide filter.
- ☐ Memory for any 6 AM/SSB and 6 FM frequencies, plus automatic scanning between any two frequencies.
- ☐ Keyboard entry of frequency shown on LCD display.
- ☐ External sockets for aerial, earth, headphones, and loudspeaker.
- ☐ Operation from internal batteries, 12VDC, or 240 VDC.
- ☐ Only £189.75 inc VAT and P&P.

LECMAR ELECTRONICS
113 High Street, Cowes, Isles of Wight
Tel (0983) 293996

Dealer Enquiries invited. Barclaycard. Access

NEWS DESK


Spreading the word

As even those of atheist tendencies will have noticed, American evangelist Billy Graham recently chose to bless our shores with his presence. For the irreligious amongst us, perhaps the most interesting aspect of his visit was the technology involved in the project.

Billy Graham was speaking at a football ground in Sheffield, although by virtue of a satellite link-up could be seen and heard at 48 other sites across the British Isles. British Telecom, in association with Megasat Ltd and Multipoint Communications, set up the necessary transmit and receive units, which apparently formed the largest outside broadcast network ever set up in the UK.

The uplink was in the 14GHz band to the European Communications Satellite (Eutelsat Flight 2) in geosynchronous orbit above West Africa. Downlink was on 11GHz to 1.8m dishes at the various receive stations.

Of particular interest is the antenna used for the uplink. This was a 4.5m wide elliptical dish made by GEC McMichael Ltd, mounted on a trailer. The design was produced by GEC McMichael in order



One of the transportable satellite earth terminals from GEC McMichael

to combine efficiency and ease of transport with the increasingly stringent performance requirements becoming necessary (it's getting a bit crowded up there amongst the satellites!).

These dishes are produced in a range of sizes, from a few metres in width for satellite news gathering (SNG, see *News Desk* December '84) to

5.6m for TV broadcast links.

Whatever you may think of the subject covered in this particular use of BT's hi-tech, this event serves as a very good indicator of the increasing use of commercial satellite communications. DBS may be a lame duck at the moment, but there's still money in some quarters of the satellite industry!

robotics, telecommunications, etc.

At the time of writing no firm decisions had become apparent, although the British opinion seems to be that the emphasis should be on exploiting available technology rather than investing in pure research and development. Eureka should aim at identifying and exploiting suitable market sectors, with investment and development depending entirely upon the areas deemed desirable.

While it certainly makes sense to try and build a firm commercial base for Eureka, the approach suggested by British representatives does seem to be a little short-sighted. Surely it makes sense to devote money to R&D, which after all will provide a healthy industry in the future?

One thing is certain: after the development of suitable projects during 1986, using President Mitterrand's proposed £83M, considerably more money will be needed. I wonder just how much will be forthcoming from the British government, whose present stance (not to mention its track record in European financial affairs) indicates a certain reluctance to spend money? It would be tragic if Eureka fails to realise its impressive potential merely because of disagreement over its financing.

Tatung expands

Early in July a new factory was opened in Telford, Shropshire, for the manufacture of colour TVs, computers, monitors and specialist circuit boards. This now forms the UK base of the Tatung company, who were previously based at Bridgnorth, twelve miles from Telford. Tatung had been at Bridgnorth since 1981, at which time they took over Decca Radio and Television Ltd.

The new production line is geared for utmost efficiency, with on-site facilities for photographic work and etching of PCBs, as well as for the production of automatic test equipment to be used in-

Cellular radio war

The propaganda war between BT and Racal in their struggle to grab the larger share of the cellular radio market continues at its frenzied pace. News has reached us of the 10,000th Cellnet subscriber, an event catered called Savoir Fare. The system was installed in June.

This latest news item is no doubt intended to convince us of the glowingly healthy state of the cellular system, but perhaps all the hype conceals a few cracks. Apparently, for all the full colour double page ads in the Sunday supplements, the new customers are not exactly flocking in, hence the overtime being put in by the PR departments of Vodafone and Cellnet. Market resistance is greater than originally pre-

dicted.

The PR people at the two companies have been doing an impressive job. For instance, how much has been reported about the technical problems involved in setting up these two entirely new networks? The only hint of any hiccoughs has been the tit for tat claim and counterclaim of one's superiority over another (eg Cellnet saying Racal's aerial system will not cover the cells efficiently enough, and Racal claiming faulty switching of the Cellnet set-up). Each company denies the claims of the other (of course!).

Cellular radio has great potential, and despite the misconceptions of many is far more than another fairly limited and expensive radiophone system, but the

day of the carphone being as commonplace as the car cassette player is some time away yet.

Eureka! Well, maybe...

At a recent meeting in Paris to discuss European co-operation in President Mitterrand's 'Eureka' project, the French leader announced an £83M French credit for development of projects in 1986. Attending the meeting were representatives of the EEC countries plus Austria, Norway, Sweden and Switzerland.

The aim of Eureka is to present a serious European challenge to the American and Japanese grip on the high technology market. This will be achieved by firms collaborating in the fields of microelectronics, computing,

house.

The potential for expansion at the new site allows Tatung to investigate the possibility of launching new products in the home entertainment and computing markets (current production of the Einstein computer is running at a rate of 60,000 a year).

Berlin fair

Some interesting developments have been promised for the International Audio and Video Fair (Berlin, 30 August - 8 September). One such development is a new service being offered by ARD and ZDF, the German broadcasters. Called VPS (Video Programme System), the service involves the transmission of a signal at the start and finish of TV programmes which will allow preprogrammed video recorders to switch on and off with the beginning and end of the programme of interest.

Also on show will be video recorders compatible with cable transmissions, and VCRs capable of handling any transmission standard (PAL, SECAM or NTSC) and every type of domestic power supply.

There will, of course, be companies showing off their prowess in the new 8mm video format. It will be interesting to see if the quality of vision and sound available is good enough to carve a market for this latest venture

in video technology (we hope to cover 8mm video in more detail very shortly).

£4m export contract

Marconi Secure Radio Systems has been awarded a £4M contract to supply its Minstrel radio system to a Middle Eastern customer.

The order, which consists of many hundreds of hand-held radios, associated vehicle-appliqué units, control and remote talk-through facilities, will give the customer a flexible communications system with the added advantage of integral high grade digital speech encryption. The entire system has to be supplied before the end of 1985.

The heart of the Minstrel radio system is the hand-held radio. By using large scale integrated circuitry and careful packaging a compact radio has been designed giving integral high-grade digital encryption, a frequency range from 68 to 470MHz and power outputs of 0.5 or 1.5 watts. Ten preset channels can be selected to operate in either single or two frequency simplex modes.

Incorporation of the hand-held radios into vehicle appliqué or desk-top units enhances power output to 20 watts, and with the addition of 40 watt base station and talk-through facilities a total communications system is achieved. The system is easily tailorable to suit any



customer requirement.

The Secure Systems Division has also been awarded a £2M contract by the Ministry of Defence to supply a high technology hybrid device for use within a wide range of modern communications equipments. This contract follows completion of a development contract placed by the Ministry of Defence

two years ago.

The developed hybrid relies heavily upon the use of silicon-on-sapphire (SOS) large scale integrated circuits (LSIs). This SOS LSI technology was developed for use initially within the Scimitar family of frequency hopping secure combat net radios. It has proved successful in reducing the size, cost and power consumption of the radios but at the same time increasing their capability and performance. The SOS technique produces an LSI which is nuclear hardened and is thus able to withstand damaging electromagnetic pulse which would render conventional equipments useless.

Technical Surplus

A new shop, Technical Surplus, has opened in Birmingham, selling a wide range of technical surplus equipment such as radio, electronics, CB and military bits and pieces - all most useful for the constructor.

The new shop is open from 9.00am to 5.00pm, Monday to Saturday, and is situated at: 576 Hagley Road West, Quinton, Birmingham.

Digital headphones

Mitsubishi Electric Corporation has made prototype headphones that convert digital electric signals directly into analogue acoustic output audible to the human ear. The newly developed headphones perform the dual function of digital-to-analogue (D/A) converter and electroacous-

tic transducer, thus being able to do away with the electromagnets used in conventional headphones and speakers.

As pulse code modulation (PCM) tape recorders and compact disc players gain popularity, audio equipment today is increasingly digitalised, resulting in significantly reduced deterioration of

sound quality in transmission. When digital signals are received at headphones or speakers, the incoming bits have to be converted into analogue signals with a D/A transducer before being converted into sounds by an electroacoustic transducer.

The direct conversion from digital electric signals to acoustic output was made possible by the adoption of the piezoelectric transducer composed of a piezoelectric polymer element and an acoustic system which functions as a desampling acoustic filter for the 8-bit PCM signals.

Piezoelectric material converts the electrical potential difference into mechanical stress and vice versa.



PHONE
0474 60521



P.M. COMPONENTS LTD

SELECTRON HOUSE

SPRINGHEAD ENTERPRISE PARK, SPRINGHEAD ROAD GRAVESEND, KENT DA11 8HD

TELEX
966371
TOS PM

INTEGRATED CIRCUITS


AN124	2.50	MC1350P	0.95	STK439	7.95
AN214Q	2.50	MC1351P	1.50	STK461	11.50
AN239	2.50	MC1357	2.35	TA7061AP	1.50
AN240P	2.50	MC1358	1.68	TA7108P	1.50
AN254	2.50	MC14518CP		TA7120P	1.55
AN612	2.15	7.50		TA7129P	2.50
AN362L	2.50	MC1495	3.00	TA7130P	1.50
AN7140	3.50	MC1496	1.25	TA7137P	1.00
AN7145	3.50	MC145106P		TA7176AP	2.95
AN7150	2.95	MC1723	7.95	TA7193P	3.95
BA521	3.35	MC3357	2.75	TA7203	2.95
CA1352E	1.75	MC3401L	2.50	TA7204P	2.15
CA3086	0.48	ML231B	1.75	TA7205AP	1.15
CA3129E	1.95	ML232B	2.50	TA7222AP	1.80
CA3140T	1.15	MS58007	8.75	TA7227P	4.25
ET1601E	2.95	PI202A	7.70	TA7310P	1.80
HA1339A	2.95	SAAS500A	3.50	TA7313AP	2.95
HA1366W	2.75	SAAI025	7.25	TA7314P	2.95
HA1377	3.50	SAS560S	1.75	TA7317P	1.00
HA156W	1.50	SAS570S	1.75	TA7321P	2.25
HA1551	2.95	SAS580	2.55	TA7609P	2.95
LA1256	4.15	SA/SB/71AP		TA7611A	2.95
LA4102	2.95	SL901B	1.00	TAA310A	1.95
LA4140	2.95	SL917B	6.65	TAA320A	1.95
LA4031P	1.95	SL1910	1.80	TAA350A	1.95
LA4420	1.95	SL1327	1.10	TAA550	0.25
LA4430	2.50	SL1327Q	1.10	TAA570	1.95
LA4400	2.50	SN76003N	3.95	TAA700	1.70
LA4422	5.00	SN76013N	3.95	TBA120AS/B-	
LA4461	3.95	SN76023N	3.95	C	1.00
LC7120	3.25	SN76033N	3.95	TBA395	1.50
LC7130	3.95	SN76110N	0.95	TBA396	0.75
LC7137	5.50	SN76115N	1.25	TBA440N	2.55
LM1011	3.15	SN76131N	1.30	TBA480Q	1.25
LM324N	0.45	SN76226D	1.00	TBA510	2.50
LM390N	1.50	2.95		TBA510Q	2.50
LM3908N	1.75	SN76227N	1.05	TBA520	1.10
LM3931	2.95	SN76444N	2.65	TBA530	1.10
LM3930N	3.50	SN76570N	1.00	TBA530Q	1.10
M5159L	2.95	SN76650N	1.15	TBA540	1.25
M51521L	1.50	SN76660N	0.90	TBA540Q	1.25
MB3712	2.00	STK014	7.95	TBA550Q	1.95
MB3756	2.95	STK015	1.95	TBA560Q	1.45
MC1307P	1.00	STK043	9.50	TBA560Q	1.45
MC1310P	1.95	STK415	7.95	TBA570	1.00
MC1327	0.95	STK433	5.95	TBA641A12	
MC13470	0.95	STK435	7.95	3.50	
MC1392P	1.20	STK437	7.95	TBA651R	2.50

TBA720A	2.45	TDA2581	2.95
TBA750Q	2.45	TDA2582	2.95
TBA800	0.85	TDA2593	2.95
TBA810AS	1.35	TDA2600	6.50
TBA810P	1.85	TDA2610	2.50
TBA820M	0.75	TDA2611A	1.95
TBA820Q	1.45	TDA2640	3.50
TBA890	2.50	TDA2680A	2.75
TBA920	1.55	TDA2690	2.45
TBA960/2X		TDA3310	2.95
		TDA4600	2.95
TBA990	1.49	TDA9503	3.15
TBA990Q	1.49	TDA3550	3.95
TC270	1.50	TEA1008	1.95
TC270SQ		UPC566H	2.95
		UPC575C2	
TC650	2.50		
TC800	2.95	UPC1025H	2.75
TC830S	1.95		
TC840	1.95	UPC1028H	1.95
TC940	1.85		
TDA440	2.20	UPC1032H	
TDA1001	1.95		
TDA1002A	1.95	UPC1156H	1.50
TDA1003A	3.95	UPC1158H	2.75
TDA1004A	2.95	UPC1158H	0.75
TDA1006A	2.50	UPC1167C2	
TDA1010	2.15		
TDA1035	2.50		
TDA1037	1.95	UPC1181H	1.95
TDA1044	2.15		
TDA1170	1.95	UPC1182H	1.25
TDA1190	2.15		
TDA1270Q	3.95	UPC1185H	3.95
TDA1327	1.70	UPC1191H	2.95
TDA2002	1.95	UPC1350H	2.95
TDA2003	2.95		
TDA2010	1.95		
TDA2020	2.95	UPC1353C	2.45
TDA2030	2.95	UPC1365C	3.95
TDA2040	3.95	UPC2002H	
TDA2151	1.95		
TDA2160	2.95		
TDA2190	3.95		
TDA2521	1.95	555	0.95
TDA2522	1.95	556	0.50
TDA2523	1.95	723	0.50
TDA2524	1.95	741	0.35
TDA2525	1.95	747	0.50
TDA2532	1.95	748	0.35
TDA2540	1.95	7808	0.50
TDA2541	1.95	7805	0.50
TDA2560	2.15	7812	0.65
TDA2571	2.95	7815	0.65

NEW BRANDED CATHODE RAY TUBES - Please allow additional £3 per tube for carriage

A1865/20	65.00	D14-173GR	55.00	M19-103W	65.00	M50-120GV	65.00
AW36.11	25.00	D14-181G/98	55.00	M23-110GH	55.00	M50-120LC	65.00
CME822W	35.00	D14-181G	55.00	M23-112GM	55.00	M61-120W	75.00
CME822GH	35.00	D14-181G/650	55.00	M23-112GV	55.00	S6AB	45.00
CME1428GH	35.00	D14-182GH	55.00	M23-112W	55.00	SE4D-P7	45.00
CME1523W	35.00	D14-200BE	55.00	M23-112KA	55.00	SE42B31AL	65.00
CME1431GH	35.00	D14-200GA/50	55.00	M23-112LD	55.00	SE42B31AL	65.00
CME1431W	35.00	D14-200GM	55.00	M24-120L	55.00	SE52A3P31AL	65.00
CME202GH	45.00	D14-210GH	75.00	M24-120LW	55.00	SE52A3P31AL	65.00
CME2024W	45.00	D14-210GH/50	75.00	M24-120LW	55.00	SE52A3P31AL	65.00
CME3128W	45.00	D14-310W	110.00	M28-12GH	55.00	SE52A3P31AL	65.00
CME3132GH	45.00	D14-320GH/82	85.00	M28-13LC	55.00	SE52A3P31AL	65.00
CME3135W	45.00	D14-340GH/KM	45.00	M28-13LG	55.00	SE52A3P31AL	65.00
CRE1400	25.00	D14-340KA	45.00	M28-13LR	55.00	SE52A3P31AL	65.00
CV429	35.00	D16-100GH/65	55.00	M28-13LR	55.00	SE52A3P31AL	65.00
CV1526	19.00	D16-100GH/67	55.00	M31-103GH	55.00	SE52A3P31AL	65.00
CV2185	19.00	D16-100GH/79	55.00	M31-182GR	55.00	SE52A3P31AL	65.00
CV2191	19.00	D16-100GH/81	55.00	M31-182GV	55.00	SE52A3P31AL	65.00
CV2193	19.00	D16-100GH/82	55.00	M31-184W	55.00	SE52A3P31AL	65.00
CV5119	65.00	D16-100GH/83	55.00	M31-184W	55.00	SE52A3P31AL	65.00
CV5329	65.00	D16-100GH/84	55.00	M31-184W	55.00	SE52A3P31AL	65.00
CVX389	65.00	D16-100GH/85	55.00	M31-184W	55.00	SE52A3P31AL	65.00
D9-110GH	35.00	D16-100GH/86	55.00	M31-184W	55.00	SE52A3P31AL	65.00
D10-210GH	35.00	D16-100GH/87	55.00	M31-184W	55.00	SE52A3P31AL	65.00
D10-210GH/68B	35.00	D16-100GH/88	55.00	M31-184W	55.00	SE52A3P31AL	65.00
D10-230GH	35.00	D16-100GH/89	55.00	M31-184W	55.00	SE52A3P31AL	65.00
D10-293GH/90	65.00	D16-100GH/90	55.00	M31-184W	55.00	SE52A3P31AL	65.00
D13-30GH	45.00	D16-100GH/91	55.00	M31-184W	55.00	SE52A3P31AL	65.00
D13-33GM	45.00	D16-100GH/92	55.00	M31-184W	55.00	SE52A3P31AL	65.00
D13-47GH/26	45.00	D16-100GH/93	55.00	M31-184W	55.00	SE52A3P31AL	65.00
D13-51GL/26	65.00	D16-100GH/94	55.00	M31-184W	55.00	SE52A3P31AL	65.00
D13-51GM/26	65.00	D16-100GH/95	55.00	M31-184W	55.00	SE52A3P31AL	65.00
D13-45GH/01	65.00	D16-100GH/96	55.00	M31-184W	55.00	SE52A3P31AL	65.00
D13-47GH/26	65.00	D16-100GH/97	55.00	M31-184W	55.00	SE52A3P31AL	65.00
D13-600GM	65.00	D16-100GH/98	55.00	M31-184W	55.00	SE52A3P31AL	65.00
D13-611GH	65.00	D16-100GH/99	55.00	M31-184W	55.00	SE52A3P31AL	65.00
D13-611GH	65.00	D16-100GH/100	55.00	M31-184W	55.00	SE52A3P31AL	65.00
D13-611GH	65.00	D16-100GH/101	55.00	M31-184W	55.00	SE52A3P31AL	65.00
D13-611GH	65.00	D16-100GH/102	55.00	M31-184W	55.00	SE52A3P31AL	65.00
D13-611GH	65.00	D16-100GH/103	55.00	M31-184W	55.00	SE52A3P31AL	65.00
D13-611GH	65.00	D16-100GH/104	55.00	M31-184W	55.00	SE52A3P31AL	65.00
D13-611GH	65.00	D16-100GH/105	55.00	M31-184W	55.00	SE52A3P31AL	65.00
D13-611GH	65.00	D16-100GH/106	55.00	M31-184W	55.00	SE52A3P31AL	65.00
D13-611GH	65.00	D16-100GH/107	55.00	M31-184W	55.00	SE52A3P31AL	65.00
D13-611GH	65.00	D16-100GH/108	55.00	M31-184W	55.00	SE52A3P31AL	65.00
D13-611GH	65.00	D16-100GH/109	55.00	M31-184W	55.00	SE52A3P31AL	65.00
D13-611GH	65.00	D16-100GH/110	55.00	M31-184W	55.00	SE52A3P31AL	65.00
D13-611GH	65.00	D16-100GH/111	55.00	M31-184W	55.00	SE52A3P31AL	65.00
D13-611GH	65.00	D16-100GH/112	55.00	M31-184W	55.00	SE52A3P31AL	65.00
D13-611GH	65.00	D16-100GH/113	55.00	M31-184W	55.00	SE52A3P31AL	65.00
D13-611GH	65.00	D16-100GH/114	55.00	M31-184W	55.00	SE52A3P31AL	65.00
D13-611GH	65.00	D16-100GH/115	55.00	M31-184W	55.00	SE52A3P31AL	65.00
D13-611GH	65.00	D16-100GH/116	55.00	M31-184W	55.00	SE52A3P31AL	65.00
D13-611GH	65.00	D16-100GH/117	55.00	M31-184W	55.00	SE52A3P31AL	65.00
D13-611GH	65.00	D16-100GH/118	55.00	M31-184W	55.00	SE52A3P31AL	65.00
D13-611GH	65.00	D16-100GH/119	55.00	M31-184W	55.00	SE52A3P31AL	65.00
D13-611GH	65.00	D16-100GH/120	55.00	M31-184W	55.00	SE52A3P31AL	65.00
D13-611GH	65.00	D16-100GH/121	55.00	M31-184W	55.00	SE52A3P31AL	65.00
D13-611GH	65.00	D16-100GH/122	55.00	M31-184W	55.00	SE52A3P31AL	65.00
D13-611GH	65.00	D16-100GH/123	55.00	M31-184W	55.00	SE52A3P31AL	65.00
D13-611GH	65.00	D16-100GH/124	55.00	M31-184W	55.00	SE52A3P31AL	65.00
D13-611GH	65.00	D16-100GH/125	55.00	M31-184W	55.00	SE52A3P31AL	65.00
D13-611GH	65.00	D16-100GH/126	55.00	M31-184W	55.00	SE52A3P31AL	65.00
D13-611GH	65.00	D16-100GH/127	55.00	M31-184W	55.00	SE52A3P31AL	65.00
D13-611GH	65.00	D16-100GH/128	55.00	M31-184W	55.00	SE52A3P31AL	65.00
D13-611GH	65.00	D16-100GH/129	55.00	M31-184W	55.00	SE52A3P31AL	65.00
D13-611GH	65.00	D16-100GH/130	55.00	M31-184W	55.00	SE52A3P31AL	65.00
D13-611GH	65.00	D16-100GH/131	55.00	M31-184W	55.00	SE52A3P31AL	65.00
D13-611GH	65.00	D16-100GH/132	55.00	M31-184W	55.00	SE52A3P31AL	65.00
D13-611GH	65.00	D16-100GH/133	55.00	M31-184W	55.00		

SPECTRUM WATCH



the transceiver, automatic and continuous monitoring of distress frequencies is possible no matter what the operating frequency.

In a typical naval operational environment several of these Swordfish units would be working independently through a coupler into the same antenna. In order to do this without interference from one equipment to another, the transmitter noise output at frequencies other than the working frequency has to be very low. Marconi claims that the transmitter output at just 1MHz away from the 100W carrier is 160dB down on the main carrier.

Continuing the tradition

Marconi has been a traditional supplier of both land-based and ship-borne HF and V/UHF equipments for both civil and military applications around the world ever since the earliest days of wireless. The addition of this new V/UHF naval communications transceiver completes an already very full range of products.

Marconi is also introducing a new HF receiver for use in fixed stations. Designated the H.2542, this 15kHz to 30MHz receiver is a further development of a family of HF equipments which were originally launched in the mid-70s, under the general name MFT (Marconi Fast Tune). The original family of equipments consisted of a self-tuning 1kW HF transmitter (H.1040), a self-tuning 10kW HF transmitter (H.1140) and a corresponding drive unit (H.1540). The family was completed by the H.2540 receiver.

When it was first introduced, MFT was one of the fastest self-tuning ranges of HF transmitters available. Typical tune times from any frequency to any other in the range 2-30MHz are less than two seconds.

In the ten years since the launch of MFT there have been major developments in some of the components and circuits that are used in the construction of these professional communication equipments. This has led to the development of improved generations of the original HF equipments. The launching of the H.2542 receiver is just one of those continuing developments. The Marconi self-tuning HF equipments are now designated MFT2.

The H.2542 receiver has a 1Hz read-out facility and can be used on HF modes such as CW, AM, FSK, SSB and ISB. Independent Sideband (ISB) is a development of SSB, where instead of there being just one sideband and a suppressed carrier as with SSB, there are two independent sidebands on the same suppressed carrier, each carrying a different voice channel. Successful operation of ISB systems requires excellent filter and unwanted sideband suppression performance in the equipments used.

NIGEL CAWTHORNE G3TXF

The DTI announcement that 50-50.5MHz will be set aside for the radio amateur service is good news indeed. However, the new radio amateur allocation was only part of the wide ranging June announcement concerning the future of Bands I and III.

The close down of VHF transmitters in the UK at the beginning of 1985 meant that two large chunks of spectrum would eventually be available for users other than TV broadcasters. TV broadcasters had dominated Band I (41-68MHz) since the opening of post-war 405-line transmissions. In 1955 ITV transmissions started in Band III (174-214MHz). Until recently these frequencies have been the exclusive domain of broadcasters.

Band I (41-68MHz)

As well as the new amateur allocation, the DTI have also announced that the band 49.82-49.90MHz will be used for low power devices such as toys and telemetry equipment. An undefined 500kHz slice of Band I will be allocated to on-site paging services.

Broadcasters will be getting a 4MHz wide piece of Band I as well as two other allocations of 0.35MHz each for use with broadcast ancillary services such as programme links, talk-back and radio microphones. If the frequencies finally allocated to broadcasters are those proposed in a joint RRD/BBC/IBA study published in July 1984, then the broadcast ancillary allocations will be two 0.35MHz bands spaced 5MHz apart somewhere in the range of 50.5 to 58MHz, as well as the 60-64MHz band for use with radio microphones.

The DTI announcement says that only a limited number of frequencies in Band I will be allocated at the moment, while other claims are being considered.

Band III

Services have been announced for the middle of the three Band III sub-bands (mobile transmit: 192.5-199.5MHz and base transmit:200.5-207.5MHz). These include both a national mobile radio service as well as five trunked networks in the London area. Invitations have been issued for companies to apply for licences.

Without specifying exact frequencies, the DTI announcement also included office cordless PBXs which will be allocated five blocks of 1MHz each. Similarly, broadcasters' radio microphones will be getting six blocks of 0.7MHz each in Band III.

Wide-area paging

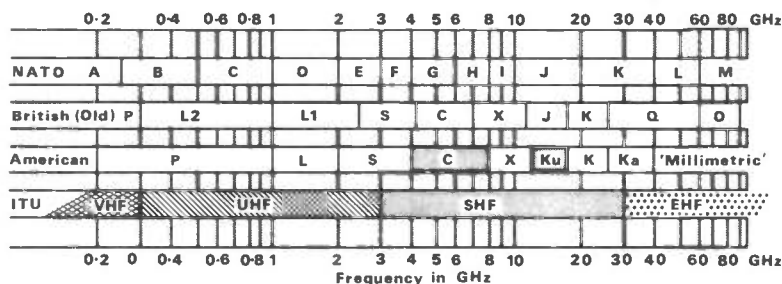
As part of the same package of announcements, the DTI have said that new national wide-area paging services should be introduced at 153MHz and at 454MHz. In the interests of competition BT will not be allowed to apply for these new wide-area paging licences.


New equipments from Marconi

Marconi is launching two new major professional communications products. The first, a naval marine transceiver called Swordfish, covers VHF and UHF frequencies in three ranges and is designed to meet the communications requirements of smaller naval and paramilitary vessels.

Swordfish covers 30MHz to 400MHz in the ranges 30-88MHz, 108-175MHz and 225-400MHz and has an output power of 100W on FM/SSB and 90W on AM. The equipment has a number of optional modules, including continuous watch-keeping facilities for the distress frequencies at 121.5MHz and 243MHz. By using independent RF circuitry within

Satellite TV has inherited the 'letter' frequency band indicators from radar engineering. The diagram shows the various lettering used, plus ITU definitions of VHF, UHF and SHF





The ORF's quadrant antennas at Moosbrunn for high angle European coverage

Austria on the short waves

The SW services of the Austrian broadcasting organisation (ORF) have recently completed a major modernisation of the transmitter facilities. A new Telefunken 300/500kW automatic short wave transmitter has been put alongside the ageing 100kW transmitters which have been in service for over 20 years.

Although having adequate power output is an important part of being competitive on the SW bands, it is probably more important to have the best possible antenna arrays for the required service areas.

The upgrading of the ORF SW services included the addition of three new antennas. The ORF installed a quadrant array for the broadcast bands in the 5/6MHz and 7/9MHz ranges for improved European service coverage. These relatively short range antennas were supplied by the Swiss firm of Brown-Boveri (BBC).

Array for 11-21MHz

BBC also supplied a fixed double curtain array for broadcast bands in the range 11-21MHz, which allows the ORF to transmit programmes simultaneously in two directions on different bands for international coverage.

The centre fire directions for the bi-directional curtain are 85° and 265°. The 85° beam carries signals to Australia and New Zealand. The reverse direction of 265° carries signals to the northern parts of South America. But by slewing the 265° beam by 30° up to 295°, coverage of the east coast of the USA can be obtained. The east-facing curtain is rated at 100kW, whereas the westerly curtain can handle 300kW. Slewing the main transmission direction has the effect of slightly reducing the forward gain as well as broadening out the shape of the beam.

At the ORF installation, the forward gain on the main 265° direction at 21MHz is 21.7dB over a dipole. The result of slewing the main beam by 30° to get North American coverage is a loss of just 0.5dB, bringing the forward gain down to 20.2dB. After slewing, the main beam (3dB power points) has broadened from 20° to 22°. By slewing the main beam at 265° up by just 10° to 275°, the ORF is able

to cover the Caribbean area from the same fixed curtain array.

Slewing is a technique used in fixed broadcast antenna arrays whereby the direction of the main beam is altered slightly by altering the relative phase at which the two halves of the antenna are fed. This means that, as in the ORF's case, a fixed directional antenna installation can be used to cover a number of different target areas in the same general direction.

Slewing has its limitations. Trying to slew the main beam of a fixed curtain array too far may reduce the side-lobe performance to a point where there is significant transmitted power in unwanted directions. Although slewing of a well-planned fixed curtain can significantly increase the useful target areas covered, it does not offer the all-round flexibility of a fully rotatable high-gain curtain array.

Rotatable curtains!

The third new antenna at the ORF's Moosbrunn SW station is a massive 320 tonne and 73 metres high fully rotatable double curtain array. Supplied by AEG-Telefunken in co-operation with the Austrian electronics firm Kapsch, this monster antenna gives the Austrian SW broadcasting service a new dimension in flexibility of service and coverage.


High-gain curtain antennas are usually hung between two fixed towers. By using a passive reflector and a double curtain array, two directional main beams giving coverage at 180° to each other can be obtained. Although slewing does add some directional flexibility, fixed curtain arrays are generally designed for given coverage areas.

However, by building the curtain array on to a rotating trolley arrangement, the broadcaster benefits from both the advantages of the higher forward gains as well as the directional flexibility of a fully rotatable array. But the resulting antenna is a monster!

Vital statistics

With an 85 metre circular track diameter and two 73 metre towers to support the curtains, the whole antenna at Moosbrunn can be rotated up to $\pm 200^\circ$ from a central position. The array takes just eight minutes to turn through a full 360°. In practice, up to 20 preset positions are programmed into the control system so that the antenna will rotate in accordance with the requirements of the transmission schedule. The array is fully steerable both from a control hut by the antenna as well as directly from the main transmitting control room.

The lower frequency range 6-9MHz array on one side of the antenna is made up of six horizontal dipoles on two vertical stacks of three. On the other side of the passive reflector there are the 16 folded dipole elements in four vertical




The ORF's rotatable log periodic antenna


stacks of four which make up the 11-21MHz array.

Typical forward gains over a reference dipole are around 17dB for the 6-9MHz array and 18-21dB for the 11-21MHz array. The half-power beamwidth of the arrays narrows as the operating frequency increases. At the highest frequency in the 21MHz (13m) broadcast band, the beamwidth is down to 19°. The mechanical accuracy with which the array can be positioned is $\pm 2^\circ$.

Transmitters

As part of the same upgrading programme the ORF short wave service brought into operation an AEG-Telefunken S4005 transmitter using pulse-width modulation. With the combination of the increased transmitter power and the greater flexibility offered by the enlarged antenna farm, the ORF expect that Austria's voice will now be more audible on the SW bands and that it will be able to keep its head above the noise and interference from competing broadcasters. 

The fixed double curtain array



Cirkit. Making it

Cirkit stock all the components, accessories and tools and the kits you're looking for.

Designed and selected to offer the best possible standards at the best possible price.

Cirkit's always well stocked.

As soon as new products are available, Cirkit has them.

When it comes to kits, Cirkit's got the lot. At the price you want to pay.

Just send for our catalogue or visit one of our three outlets at:

200 North Service Road,
Brentwood, Essex. CM14 4SG;
53 Burrfields Road,
Portsmouth, Hampshire. PO3
5EB; Park Lane, Broxbourne,
Hertfordshire. EN10 7NQ.

Please add 15% VAT to all advertised prices and 60p post and packing. Minimum order value £5 please. We reserve the right to vary prices in accordance with market fluctuation.

Cirkit Kits

CIRKIT ELECTRONICS TOOL KIT

Contains: 15W Soldering Iron 2 spare bits, heat shunt, solder, pliers, cutters, and screwdriver 40-00007 15.56

AUDIO FUNCTION GENERATOR

Versatile waveform generator with sine, triangular and square wave outputs. On board mains PSU 41-01302 27.00

STEREO 40W AMPLIFIER

Single board 40W per channel stereo amplifier 41-01301 38.00

STEREO VU METER

5 LED per channel stereo VU meter for use with stereo amplifiers 41-01401 12.65

5W AUDIO AMP

A very compact audio output stage for use in a wide range of equipment 41-01406 4.60

UNIVERSAL AMP

A universal audio pre-amp with a gain of 10 41-01604 6.85

MONO REVERBERATION UNIT

Single channel, spring line reverb unit to add echo effects to tape recording etc. 41-01602 11.30

TOPE GENERATOR AND DETECTOR

Very low distortion tone generator and signal detector for circuit fault finding 41-01603 10.46

10MHz DFM

8 Digit LED digital frequency meter and period measurement 41-01500 54.10

50MHz PRESCALER


Extend the range of the 10MHz DFM to 50MHz 41-01501 8.55

1-5MHz PRE AMP

Low frequency pre-amp and waveform shaper for the 10MHz DFM 41-01502 5.13

1-30V 1mA-2A PSU

Adjustable 1-30V Power supply with pre-settable current limit from 1mA-2A 41-01600 37.46



Centronics Interface

5-12V 1A PSU


Adjustable PSU from 5-12V with current protection, 1 amp max output 41-01504 6.45

1-30V 1.5A PSU

1-30 volt adjustable PSU with protected output up to 1.5 Amps 41-01402 10.45

3 DIGIT LED DVM

DVM to read up to 99.9 volts or configured as an ammeter to read up to 9.99 amps 41-01403 18.00



10MHz DFM

INFRA RED LINK

Single channel IR Link with relay output 41-01300 9.60

TEMPERATURE SENSOR

Thermistor based temperature sensor with relay output 41-01303 6.20

LOCOMOTIVE SOUND GENERATOR

Realistic steam sound and whistle for model railways 41-01304 9.20

LAMP DIMMER

Control lamps and drill speed 41-01305 5.70

WATER LEVEL ALARM

Alarm to indicate high water level or flooding 41-01601 2.70

3 NOTE CHIME

Doorbell chime with adjustable tones 41-01503 7.00

2M PRE AMP

Miniature low-noise MOSFET pre-amp for the 2m amateur band 41-01307 4.13

2M CONVERTER

Low noise 144MHz-28MHz amateur band converter 41-01306 19.26

2M POWER AMP

20W - 10dB gain - power amplifier for the 2m band. Automatic TX switch over, RX pre-amp, robust construction 41-01404 37.39

70cm PRE AMP

Low noise, miniature pre-amp for the 70cm amateur band 41-01506 4.78

70cm CONVERTER

70cm to 144MHz low noise converter featuring pre-aligned helical filter, schottky diode mixer and low noise transistors 41-01405 23.50

70cm PA

10W Power amp to boost the output of handheld and portable 70cm transceivers 41-01505 38.00

CRYSTAL CALIBRATOR

Crystal reference calibrator for alignment of receivers, outputs at 4.2, 1MHz, 100, 50 AND 10KHz 41-00801 5.18

CB NOISE SQUELCH

Improves to mute performance of the majority of CB rigs 41-01605 5.94

CENTRONICS INTERFACE

Connect your personal computer to the outside world via the Centronics printer output 41-01406 22.50

To: Cirkit Holdings PLC, Park Lane, Broxbourne, Hertfordshire. EN10 7NQ.
I enclose £1.15. Please send me your latest catalogue and 3 x £1 discount vouchers!
If you have any enquiries please telephone us on Hoddesdon (0992) 444111.

Name _____

Address _____

Telephone _____

Area of Special Interest _____

Cirkit

Bigger Stock. Better Service.

bigger and better.

Nicad Batteries & Chargers

High quality nickel cadmium rechargeable batteries. Equivalent in size with popular Dry Cell sizes e.g. HP7 (AA), HP11 (C), and HP2 (D). Minimum life 600 (300 PP3 size) full charge/discharge cycles. Batteries must be charged from a constant current source only. All batteries are supplied only with a residual charge and should be charged before used.

DATA & PRICES

Type	V(nom)	Capacity	Stock No.	1-9	10-49
AA	1.2V	500mAh	01-12004	0.80	0.74
C	1.2V	1.2AH	01-12024	2.35	1.99
D	1.2V	1.2AH	01-12044	2.00	2.00
PP3	8.4V	110mAh	01-84054	3.70	3.50

CH/4/50

To recharge up to 4 AA size NiCads.
Size: 112 x 71 x 37mm 01-00409 4.95

CH8/RX

Will recharge AA, C, D and PP3 size cells with automatic voltage selection. Will recharge following combinations: 4xD, 4xAA, 4xC, 2xPP3, 2xD + 2xC, 2xD + 2xAA, 2xD + 1xPP3, 2xC + 2xAA, 2xC + 1xPP3, 2xAA + 1xPP3. Charge rate: 11mA for PP3, 45mA for AA size, 120mA for C and D size, for 16hrs. Power: 240V 50Hz. Output Voltage: 2.9V for AA, C and D size, 11.0V for PP3 size. Weight: 0.475kg. Size: 199 x 109 x 55mm.

01-02204 10.45




HT320

High quality, high specification meter at a reasonable price. In addition to the usual ranges, facilities are provided for measuring transistor parameters such as I_{ceo} and h_{fe} . Meter movement fully protected against overloads. 3-colour mirrored scale in robust case. Supplied complete with comprehensive instructions, test leads, transistor test leads and batteries (2 x HP-7, 1 x PP3).
DC Volts: 0.1V, 0.5V, 2.5V, 10V, 50V, 250V, 1kV (20k Ω/V). AC Volts: 10V, 50V, 250V, 1kV (18k Ω/V).
DC current: 50 μ A, 2.5mA, 25mA, 250mA.
Resistance: 2k, 20k, 2M, 20M Ω . AF Output: -10dB to +22dB for 10VAC (0dB/0.775V, 600 Ω). Leakage (I_{ceo}) 15 μ A, 15mA, 150mA. h_{fe} : 0-1000 (Lc/Tb).
Weight: 410gms. 56-83201 17.00

RF Generator LSG17

A stable wide-range generator for the hobbyist, service technician, schools, colleges, etc.
Frequency range: A/100kHz-300kHz, B/300kHz to 1MHz (Harmonics 96-450MHz) C/1MHz-3.5MHz, D/3.0MHz-11MHz, E/10MHz-35MHz, F/32MHz-150MHz. Accuracy: $\pm 1\%$. Output greater than 100mV (no load). Ext. xtal osc for 1 to 15MHz crystal. Power required: AC100, 115 or 230V 3VA. Size & Weight: 150(H) x 238(W) x 130(D)mm, 2.5Kg approx. 56-90017 115.00



Linear ICs


Part No.	Description	Stock No.	Price
LF351	Bi-FET op amp	61-03510	0.49
LF353	Dual version of LF351	61-03530	0.81
LM380N	1W AF power amp	61-00380	1.45
LM381	Stereo pre-amp IC	61-00381	3.27
NE544	14 pin DIL servo driver IC	61-00544	2.20
NE555N	Multi-purpose low cost timer	61-05550	0.45
uA741CN	DIL low cost op-amp	61-07411	0.42
TDA1062	RF oscillator and mixer system for 1-200MHz	61-01062	1.95
TDA1083	Portable radio AM FM audio in one IC	61-01083	1.95
HA1388	18W PA from 14V	61-01388	4.10
MC1496P	Double balanced mixer/modulator	61-01496	1.25
TDA2002	8W into 2 ohms power amp	61-02002	1.25
ULN2283	1W max 3-12V power amp	61-02283	1.00
CA3089	FM IF amp, detector, mute, AFC, AGC system	61-03089	3.88
CA3130E	BIMOS op amp	61-31300	0.80
CA3140E	BIMOS version of 741	61-31400	0.46
MC3359	Low current dual conversion NBFM IF and det	61-03859	2.95
LM3900	Quad norton amp	61-39000	1.20
LM3909N	8-pin DIL LED flasher	61-39090	1.15
KB4412	Two balanced mixers IF amp with AGC for AM/SSB	61-04412	2.73
ICM7555	Low power CMOS version of 555 timer	61-75550	1.24
HA11225	Low noise FMIF	61-11225	1.45
HA12017	83dB S/N phono preamp 0.001% THD	61-12017	0.80
MC14412	300 baud MODEM controller (Euro/US specs)	61-14412	6.85

Selected Lines

PB2720	80dB Piezo Buzzer	43-27201	0.55
10M15A	10.7 Filter	20-10152	2.10
10M08AA	10.695 Filter	20-11152	3.49
FC177	LCD Freq. Meter	39-17700	25.46
CM161	Min LCD Clock	40-80161	12.20
	BBC to Centronics Cable	03-10019	7.25
	Dragon to Centronics Connect Cable	03-10017	7.25
	C12 Computer Cassette Tape	21-00012	0.55
	8 x 0.3" IC socket	28-00800	0.12
	14 x 0.3" IC socket	28-14000	0.13
	16 x 0.3" IC socket	28-16000	0.13
	6V KUIT-A Relay	46-80000	0.62
	9V KUIT-A Relay	46-80001	0.62
	12V KUIT-A Relay	46-80002	0.62
CX120P	COAX Relay	46-90120	11.96
CX520D	COAX Relay	46-90520	32.00
CX540D	COAX Relay (BNC)	46-90540	32.00

Books

Beginners Guide to Amateur Radio	02-11262	4.50
Beginners Guide to Electronics	02-04134	4.50
Active Filter Cookbook	02-21168	12.70
CMOS Cookbook	02-21398	12.95
TTL Cookbook	02-10358	11.00
Design of Op-amp Circuits with experiments	02-21537	9.30
Practical Design of Digital Circuits	02-11831	10.45
Electronic Projects for Home Security	02-05351	3.80
Electronic Telephone Projects	02-21618	7.60
55 Timer Applications Sourcebook	02-21538	6.40
Electronics Pocket Book	02-21309	7.50
More Electronic Projects in the Home	02-21307	3.80
The Radio Amateurs Question and Answer Reference Manual	02-02157	5.95
Basic Programming on the BBC Microcomputer	02-06640	5.95
Using Microprocessors and Microcomputers: The 6800 Family	02-98728	11.05
Z-80 Microcomputer Design Projects	02-21682	12.70
28000 Microprocessor: A Design Handbook	02-37345	16.10
Simple Amateur Band Aerials - BP125	02-00161	1.95
Simple Indoor & Window Aerials - BP136	02-00166	1.75
Simple Tropical and MW Band Aerials	02-00170	1.75
How to get your Electronic Projects Working	02-00179	1.95



68000: Principles and Programming	02-21853	12.70
8085A Cookbook	02-21697	13.55
Handbook of Electronic Tables Formulas	02-21532	11.00
Television Eng. Pocket Book 7th Ed.	02-21313	8.95
Popular Electronic Circuits	02-00175	1.95
Semiconductor Data Book 11th Edition	02-04797	9.00

WOOD & DOUGLAS

★ NEW CATALOGUE
★ NEW PRODUCTS
★ NEW PRICES

Package Price		KIT
1. 500mW TV Transmit	(70FM05T4 + TVM1 + BPF433)	40.00
2. 500mW TV Transceive	(As 1 above plus TVUP2 + PSI 433)	88.00
3. 10W TV Transmit	(As 1 above plus 70FM10 + BD335)	75.00
4. 10W TV Transceive	(As 2 above plus 70FM10 + BD335)	100.00
5. 70cms 500mW FM Transceive	(70 T4 + 70 R5 + SSR)	80.00
6. 70cms 10W FM Transceive	(As 5 above plus 70FM10)	118.00
7. 2M Linear/Pre-amp 10W	(144PA4/S + 144LIN10B)	45.00
8. 2M Linear/Pre-amp 25W	(144PA4/S + 144LIN25C)	48.00
2M Linear/Pre-amp 25W	(144PA4/S + 144LIN25C)	51.00
9. 70cms Synthesised 10W Transceive	(R5+SY+AX+MOD+SSR+70FM10)	165.00
10. 2M Synthesised 10W Transceive	(R5+SY+SY+2T+SSR+144FM10A)	125.00
11. 2M Crystal Controlled 10W Transceiver	(R5+T3+BPF+144FM10+SSR)	95.00
12. 70cms Linear/Pre-amp	(70LIN10+70PA2/S)	47.00
13. 24cms FMTV Receive, video out (Kit)	(VIDIF, 1250DC50 Boxed)	108.00
14. 24cms FMTV Receive, video out (Ass)	(VIDIF, 1250DC50 Boxed)	120.00
15. 24cms FMTV Receive, Ch 36 out (Kit)	(VIDIF, TVMOD1, 1250DC50 Boxed)	110.00
16. 24cms FMTV Receive, Ch 36 out (Ass)	(VIDIF, TVMOD1, 1250DC50 Boxed)	125.00
17. 24cms FMTV Transmitter (Kit)	(UFM01, 70LIN3/LT, 70FM10, WDV400/1200 Boxed)	140.00
18. 24cms FMTV Transmitter (Ass)	(UFM01, 70LIN3/LT, 70FM10, WDV400/1200 Boxed)	170.00

70cms Transceiver Kits and Accessories	CODE	ASSEMBLED	KIT
FM Transmitter (0.5W)	70FM05T4	52.25	33.05
FM Receiver (with PIN RF c/o)	70FM05R5	68.75	48.10
Transmitter 6 Channel Adaptor	70MC06T	21.75	14.95
Receiver 6 Channel Adaptor	70MC06R	25.95	18.80
Synthesiser (2 PCB a)	70SY25B	91.60	65.35
Synthesiser Trans (Transmission)	A-X3UJ06F	36.40	24.30
Synthesiser Modulator	MOD 1	9.10	5.75
Bandpass Filter	BPF 433	6.95	3.65
PIN RF Switch	PSI 433	7.90	5.60
Converter (2M or 10M i.f.)	70RX2/2	28.40	21.10
70cms Power Amplifiers (FM/CW Use)			
50mW to 500mW	70FM1	24.60	15.75
500mW to 3W	70FM3	28.75	20.50
500mW to 10W	70FM10	48.10	38.50
3W to 10W	70FM3/10	27.05	21.50
10W to 40W	70FM40	78.60	60.20
Combined Power Amp/Pre-Amp (Auto Changeover)	70PA/FM10	63.50	46.10
500mW to 3W (Auto Changeover)	70FM3B	T.B.C.	T.B.C.
70cms Linears			
500mW to 3W (Straight amp, no changeover)	70LIN3/LT	31.40	23.10
3W to 10W (Auto Changeover)	70LIN3/10E	47.20	35.70
1W to 7W (Auto Changeover)	70LIN10	50.15	37.40
70cms Pre-Amplifiers			
Bipolar Miniature (13db)	70PA2	8.95	6.85
RF Switched (30V)	70PA2/S	26.30	16.25
GaAs FET (18db)	70PA5	20.95	13.40
AM TV Products			
Receiver Converter (Ch 36 Output)	TVUP2	28.75	23.95
Pattern Generator (Mains PSU)	TVPG1	48.50	38.40
TV Modulator (For TV Injection)	TVM1	10.35	6.05
Ch 36 Modulator (For TV Injection)	TVMOD1	10.15	5.75
2M Transceiver Kits and Accessories			
FM Transmitter (1.5W)	144FM2T3	45.35	30.25
FM Receiver (with PIN RF Changeover)	144FM2R5	68.25	49.50
Synthesiser (2 PCB a)	144SY25B	84.10	63.00
Synthesiser Multi/Amp (1.5W O/P)	SY2T	30.95	23.75
Bandpass Filter	BPF 144	6.85	3.65
PIN RF Switch	PSI 144	7.90	5.60
2M Power Amplifiers (FM/CW Use)			
1.5W to 10W (No Changeover)	144FM10A	29.90	22.20
1.5W to 10W (Auto-Changeover)	144FM10B	42.40	31.50
2M Linears			
1.5W to 10W (SSB/FM) (Auto Changeover)	144LIN10B	42.70	32.75
2.5W to 25W (SSB/FM) (Auto Changeover)	144LIN25B	44.95	34.50
1.0W to 25W (SSB/FM) (Auto Changeover)	144LIN25C	48.20	37.90
1/3W to 30W (SSB/FM) (Auto Changeover)	144LIN30	48.50	36.25
2M Pre-Amplifiers			
Low Noise, Miniature	144PA3	9.10	7.75
Low Noise, Improved Performance	144PA4	13.45	8.95
Low Noise, RF Switched, Full Changeover	144PA4/S	25.95	16.25
GENERAL ACCESSORIES			
Toneburst	TB2	7.10	4.70
Pipitone	PT3	8.05	4.90
Keytone	PTK3	9.45	6.65
Relayed Keytone	PTK4R	13.40	9.00
Regulator (12V, low differential)	REG1	7.25	4.85
Solid State Supply Switch	SSR1	6.10	3.90
Microphone Pre-Amplifier	MPA2	6.00	3.85
Reflectorimeter	SWR1	6.95	5.60
CW Filter	CWF1	8.95	6.10
TVI Filter (Boxed)	HPF1	5.95	—
Audio Amplifier	AF1	10.40	7.25
FM TV MIXERS			
50mW 42MHz Source (Video Input)	UFM01	30.10	22.75
50MHz i.f. Processor	VIDIF	58.20	40.90
Varactor Multiplier (Boxed)	WDV400/1200	63.95	—
1250MHz Downconverter (50MHz i.f.) (Boxed)	1250DC50	69.95	—
1250MHz Masthead Pre-amplifier	1250PA2/S	—	—
Transmit Sound Modulator	SCR-2	—	—
Receive Sound De-Modulator	—	—	—

Details of these and other new products are included in our 1985 catalogue. This will be posted to you on receipt of an A5 stamped addressed envelope. Kits are usually available by return of post but please allow 28 days for any unforeseen shortages. Place your order by post or by telephone using your credit card. Please include £1.00 to cover order handling and postage.

Our products are kits or assembled kits consisting of circuit board and all components to mount on the board. We do not include external hardware such as boxes, connectors etc.

If your purchase does not work when assembled then apart from being surprised we will offer to service the module for a small charge depending on the complexity of the project. So please remember...

ANYONE CAN SELL A KIT... REPUTATION SELLS OURS

**UNIT3, YOUNGS INDUSTRIAL ESTATE
ALDERMASTON, READING RG7 4PQ**
TEL: (073 56) 71444.
TX: 848702



R WITHERS COMMUNICATIONS

584 HAGLEY ROAD WEST, OLDBURY, WARLEY
B68 OBS (Quinton, Birmingham)

021-421-8201/2 24Hour Ansaphone

Cellnet Carphone 860 323056

Finance available Via Lombard Tricity



(P6 shown in horizontal halo format)

THE AMAZING NEW A.R.M.

MULTI-P6 +

Mobile VHF-UHF Antenna.
Acclaimed for its rugged high quality engineering - 6 modes of operation on or off vehicle (free space design)

Basic package **£34.50 + £2.50 P&P**

Complete package incl. Colinear Element **£39.25 + £2.50 P&P**

OTHER INNOVATIVE NEW PRODUCTS AVAILABLE AT RWC

- ★ Raycom Modular RF Power amplifiers
 - ★ Raycom CB to 10 Metre conversion Boards
 - ★ Super FT757GX Modification board
 - ★ Friendly Professional advice and service
 - ★ Huge Range of Amateur accessories in stock
 - ★ Super deals on New and Secondhand equipment
 - ★ Weekly special offers
 - ★ RWC Credit Card Scheme
- WHO COULD ASK FOR MORE?

R WITHERS COMMUNICATIONS STOCK CLEARANCE SPECIALS

- ★ MORSE KEYS ★ MORSE TUTORS
- ★ AZTEC ANTENNAS ★ SUN MOBILE ANTENNAS ★ DATONG PRODUCTS ★ HF DIPOLES ★ TELESCOPIC DIPOLES ★ MORSE TAPES ★ GUTTER MOUNT KITS ★ POWER SUPPLIES ★ ANTENNA HARDWARE ★ SCANNING RECEIVERS ★ SCANNER DISCONES ★ G5 RV's ★ REVCO AERIALS ★
- ★ MANY OTHER PRODUCTS ALWAYS IN STOCK ★

Send S.A.S.E. For latest stock and S/H list

EXPORT ENQUIRIES WELCOME, WE SPEAK GERMAN AND JAPANESE



One subject often neglected when building a power supply is a thorough understanding of the size and type of heatsink that should be used. The unwanted power absorbed by a transistor must be dissipated in the form of heat to the surrounding air.

The transistor manufacturer specifies the maximum junction temperature which is permissible, and the designer must take appropriate care to ensure that this temperature is not exceeded. For example, for the popular 2N3055 transistor the data sheet specifies that the maximum junction temperature T_j (Max) must not exceed 200°C. How do we design a heatsink that will ensure that this condition is achieved?

First we must understand the basic principles of thermal conductivity and thermal resistance. Heat developed in the transistor semiconducting material has to be transferred first of all to the metal case, and then from the case to the heatsink. The job of the heatsink is to efficiently radiate the heat to the surrounding air, in the same way that a domestic central heating radiator transfers heat into the surrounding air within a room. The rate of heat transfer is determined by the thermal resistance of the material.

The source of heat

This resistance to heat flow can be compared with a dc circuit and the resistance of current flow within the circuit. *Figure 19* illustrates the equivalent 'circuit' of thermal resistance that will be found in a typical transistor/heatsink arrangement. At the left of the diagram we have the source of the heat, the transistor junction. The thermal resistance between the transistor junction and its case (R_1) is specified by the transistor manufacturer. The unit of thermal resistance can be defined as degrees Celsius temperature rise per watt dissipated, just as Ohm's law of resistance can be defined as volts dropped per amp. For example, according to the manufacturer's specification the junction to case thermal resistance for a 2N3055 is 1.5°C/W.

The thermal resistance R_2 between transistor case and heatsink will depend on the type of transistor case being used and the method of mechanical fixing to the heatsink. The greater the surface area of contact between the transistor and heatsink, the lower the thermal resistance will be. Therefore it is important to ensure that the surface of

CONSTRUCTING POWER SUPPLIES

ROGER ALBAN GW3SPA CONTINUES HIS SERIES BY DETAILING THE INTRICACIES OF HEATSINKING

the heatsink with which the transistor case mates is as smooth and flat as practicable.

A thin layer of heat-transfer silicone grease should be coated onto both mating surfaces before a mica washer is fitted between them to ensure a good thermal conductivity as well as good electrical insulation. A word of caution: if you use silicone grease, remember to wash your hands thoroughly afterwards. If it is absorbed by the human body, it will not be broken down and will accumulate. For this reason alone, many companies have stopped using silicone grease and have found alternative substances such as a white zinc oxide compound. Unfortunately even this compound contains a small amount of silicon, so it is important to take care and wash your hands after using it.

The third thermal resistance encountered, R_3 , is the resistance to heat transfer in the material of the heatsink. For example, copper is a very good metal for heat transfer. The majority of heatsinks that will be found on the trade stalls at a mobile rally will be constructed from aluminium, a somewhat cheaper metal.

The fourth thermal resistance, R_4 , is also associated with the heatsink. This is the ability of the heatsink to radiate heat to the surrounding room. This will

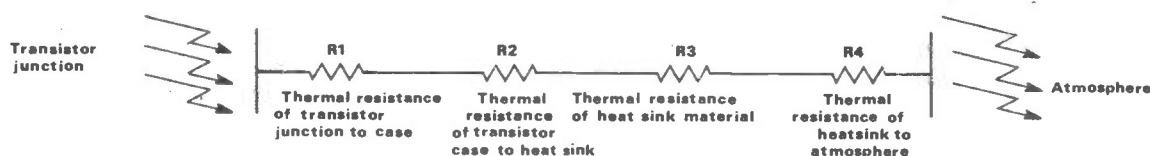
depend upon its surface area and the coating on it. For example, a heatsink which is painted matt black will radiate heat more efficiently than a heatsink which has a polished metal surface. The rate of heat transfer will also depend upon the difference in temperature between the heatsink and the surrounding air: a heatsink which is at the same temperature as the surrounding air will not dissipate any heat.

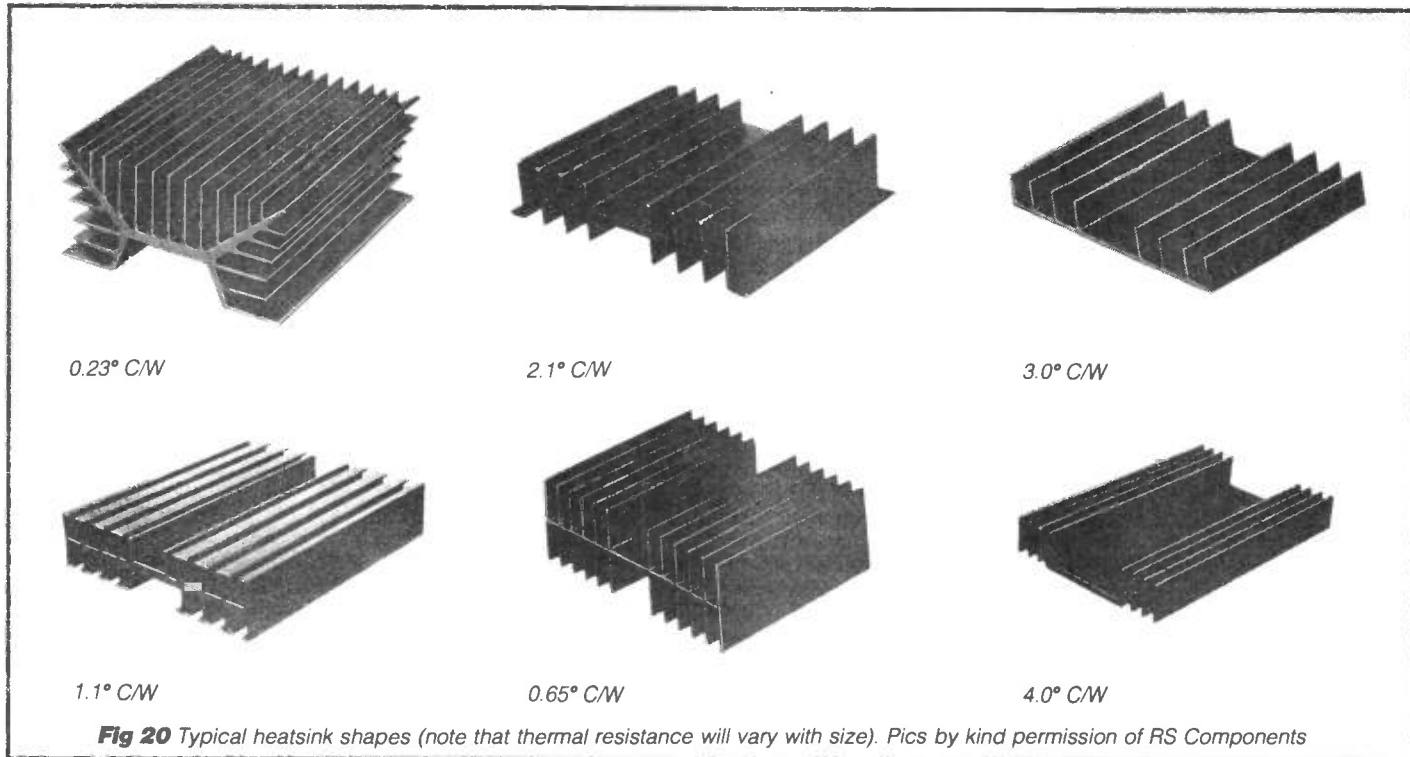
Thermal resistance value

The heatsink manufacturer will quote a given thermal resistance in degrees C per watt. *Figure 20* illustrates a number of popular shapes of heatsink that are readily available, giving also their thermal resistance value. It should be noted that heatsinks that can be purchased from trade stalls at mobile rallies, although corresponding to a recognisable shape, are not necessarily of the length shown in *Figure 20* and a calculation will have to be made on the total surface area according to the length of heatsink purchased.

To summarise, the total thermal resistance $R_T = R_1 + R_2 + R_3 + R_4$. For the 2N3055 transistor $R_1 = 1.5^\circ\text{C}$, $R_2 = 0.5^\circ\text{C}$ (provided that a mica insulating washer is used together with silicone grease or its substitute), and R_3 and R_4 are

Fig 19 Resistance to heatflow between transistor junction and atmosphere





combined and specified by the heatsink manufacturer.

To calculate the heat that can be dissipated by the transistor and heatsink we need to know the temperature difference between transistor junction and room temperature. This is equivalent to voltage in a dc circuit. The junction temperature is specified by the manufacturer of the transistor. In the case of the 2N3055 it is quoted as 200°C. As a rule of thumb the air temperature at its worst case, for example inside a shack with the linear running, can be considered to be as high as 25°C. Therefore the power dissipated will be:

$$W = \frac{\text{Temperature difference}}{\text{Total thermal resistance}}$$

$$= \frac{T_j (\text{Max.}) - 25}{R_1 + R_2 + R_3 + R_4}$$

For example, let's take a heatsink with a thermal resistance of 2.1°C/W. The power dissipated, W, for a 2N3055 will be:

$$\frac{200 - 25}{1.5 + 0.5 + 2.1} = 42.5W$$

This heatsink would be suitable for each pass transistor in the example given when the unregulated voltage is 20V and each pass transistor is dissipating 33.5W.

If a large heatsink is used, such as a heatsink with a thermal resistance of 1.1°C/W then the maximum power that can be dissipated will be:

$$\frac{200 - 25}{1.5 + 0.5 + 1.1} = 56.5W$$

This large heatsink would be inadequate to dissipate the heat of each pass transistor used in the previous example when the unregulated voltage is 30V. It can be seen, therefore, that it is important to ensure that the secondary voltage of the transformer is custom-designed to meet the requirements of the power supply and to reduce not only the power dissipated but also the cost of the components comprising the power supply.

What happens if two transistors are connected to the same heatsink and are sharing the load current? *Figure 21* shows the equivalent circuit. The two similar pass transistors share the load current equally, and therefore the heat dissipated by each transistor will be half the power dissipated by a single pass transistor. Therefore, with two pass transistors dissipating the heat equally the equivalent circuit can be regarded as having a single transistor generating the source of the heat.

However, the advantage of using two transistors can be seen from the equivalent circuit. The overall thermal resistance of transistor junction to case and the thermal resistance of transistor case to heatsink (R1 and R2) are halved, reducing the overall thermal resistance. If the overall thermal resistance is reduced it should be possible to increase the heat radiated by the heatsink.

Consider the previous examples relating to a 2N3055 pass transistor mounted on two different heatsinks. If two 2N3055 transistors are mounted on a heatsink with a thermal resistance of 2.1°C/W, the

power dissipated will be:

$$\frac{200 - 25}{(1.5 + 0.5) \times 0.5 + 2.1} = 56.5W$$

Therefore, by mounting two similar transistors on the same heatsink we have increased the power radiated by the heatsink from the previous value of 42.5 watts to 56.5 watts, an impressive improvement. It may be cheaper to employ an additional pass transistor like the 2N3055 costing only 25p, rather than increase the size of the heatsink.

In practice it is advisable to de-rate the maximum power dissipated by a heatsink by approximately 10%. There are pass transistors available which are capable of handling larger emitter currents than the 2N3055, but with the limitations of providing suitable heatsinks it seems sensible to stick with the 2N3055.

The heat dissipated by a heatsink can be increased by blowing air past it with a fan. This effectively reduces the thermal resistance of the heatsink to atmosphere, R4, but its actual value will be determined by the volume of air moving past the heatsink in a given time. Also bear in mind that a transistor with a junction temperature approaching 200°C will raise the heatsink to a temperature in excess of 100°C.

Metering

Having got this far in designing and building a power supply it is worth considering the provision of meters to read the load current, and if the power supply has been designed to provide a variable regulated output voltage, then metering of the terminal voltage

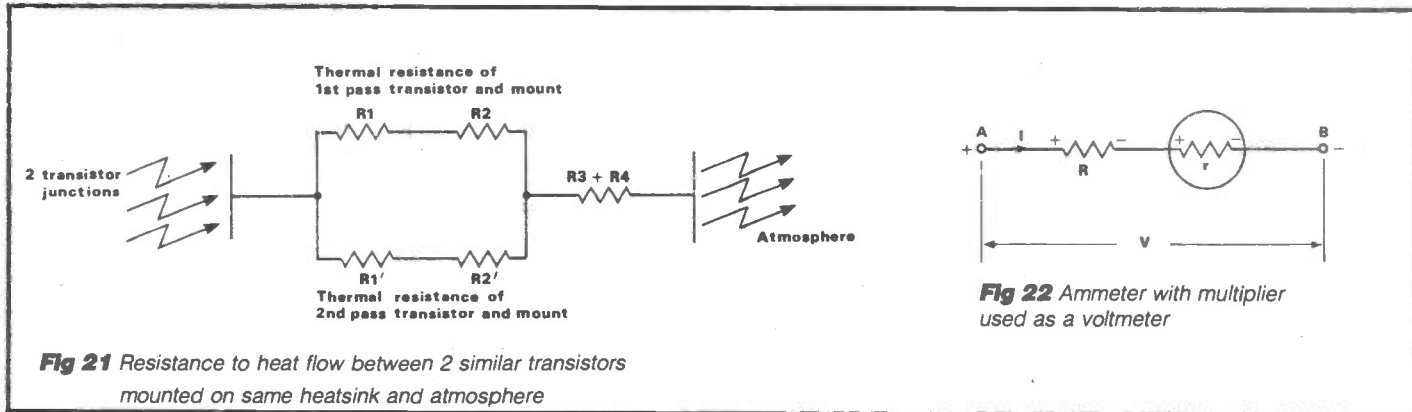


Fig 22 Ammeter with multiplier used as a voltmeter

Fig 21 Resistance to heat flow between 2 similar transistors mounted on same heatsink and atmosphere

becomes essential. If you examine your junk box you may find an assortment of meters of different sizes and shapes. If not, there are plenty to be found on the trade stalls of your local mobile rally.

An ammeter may be used as a voltmeter by connecting a resistor in series with the instrument. The value of resistance will limit the magnitude of current flowing through the instrument and hence controls the range of the voltmeter.

Figure 22 shows the resistor with the instrument. The voltage to be measured is presented across the terminals A and B, and the current required to operate the instrument passes through both the instrument and series resistance, referred to as the multiplier.

The maximum value of the current will move the meter needle clockwise until it reads a maximum value on the meter scale. This is called full scale deflection, abbreviated to fsd.

The maximum voltage across the terminals AB will be equal to the voltage drop across the multiplier and meter resistance, ie $E = I \times (R+r)$. If the values of r and I are known, the value of R can be determined for the value of E to give fsd

of the meter. From manipulating the above formula the value of the multiplier is given by $R = (E/I) - r$.

In my junk box I found a meter which has a full scale reading of $100\mu A$ and an internal resistance of $30k\Omega$. The value of the internal resistance was printed on the bottom right-hand side of the scale plate of the meter. It was my intention to convert the meter to read a maximum of 30 volts. Applying the formula:

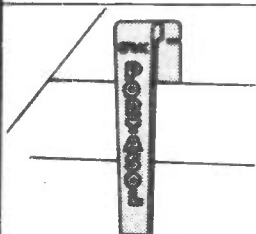
$$R = (30 \div 100\mu A) - 30k \\ = 300k - 30k \\ = 270k$$

Next month: more metering minutiae!

New from **ORYX-PORTASOL** Portable Gas Soldering Iron

ORYX - market leaders in soldering irons and accessories introduce the revolutionary PORTASOL. This new approach to catalytic soldering iron technology is truly

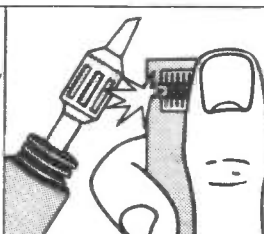
pocket portable (173 mm) and independent of any external energy source. PORTASOL is powered by ordinary cigarette fuel and one filling lasts for 60 minutes continuous use.



Small, light and can be carried in the top pocket.



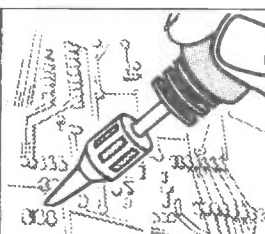
Powered by ordinary cigarette lighter fuel.



Flint ignition system built into the cap.



Adjustable temperature equivalent to electric soldering irons 10 to 60 Watt.



Ease of soldering for engineers, hobbyists, repair men etc.

- ★ Portasol makes an ideal and handy present.
- ★ Immediately available for use anytime anywhere.
- ★ No problem with statics.
- ★ Adjustable temperature for sensitive components.
- ★ Portasol meets all safety standards.

**USE OUR EASYORDER SYSTEM NOW
PRICE INCL. VAT. P + P**

**ONLY
£17.95**



ORDER BY FREEPOST
NO STAMP NECESSARY
ALL ENQUIRIES, C.O.D
ACCESS, VISA & AMEXP
PLEASE PHONE
01 889 1415
TRANS CASH AT ANY
POST OFFICE. CREDIT
ACCOUNT NO 530 1556

SEND CHEQUE OR P.O.
PAYABLE TO:

J E M MARKETING
180 PRINCES AVENUE
FREEPOST (DEPT REW)
LONDON N13 6BR

**NO QUIBBLE MONEY
BACK GUARANTEE** on
goods returned within 7
days in good condition.

OPEN MON - SAT
10AM - 5PM
24hr ANS/PHONE

AMATEUR RADIO WORLD

Compiled by Arthur C Gee G2UK

One does not often meet radio amateurs who have had personal experience of lightning strikes, but all the same the possibility of such an event, particularly at this time of the year, does seem to lurk in the minds of many amateurs (especially those who have large well exposed aerial systems). Portable installations and repeaters which are usually located on high, open sites are of course at high risk.

The incidence of thunderstorms varies widely over this country. A good map showing such incidence is to be found on page 1042 in the December 1982 issue of *Radio Communications*, from which it appears that the northern and central parts of Scotland have the lowest – under three days a year upon which thunderstorms appeared – and that part of East Anglia in which your scribe lives (around Lowestoft) the highest – 18 to 21 days.

Thunderstorms in this country fall into two basic categories, which are produced in quite different ways. Both are produced by very turbulent air, which collects electrical charges from frictional contacts within the air itself and particularly with any water vapour it may contain. These charges distribute themselves throughout the storm centre so that the top of the storm becomes

positively charged with respect to its base.

The first of the two types of thunderstorm comes from a frontal storm, due to cooler air on a cold front driving warm surface air upward. This is quite a violent process, often giving the meteorological phenomenon known as a 'line squall' – well-known to yachtsmen. This can produce a severe but short-lived electrical storm.

The more familiar thunderstorm is the one which appears late on a summer's afternoon and seems to hang around for hours, thunder rumbling away on and off in the distance. These summer thunderstorms are again due to rising warm air, but this time not assisted by the approach of cooler air.

These storms are caused by summer heat over warm, moist ground creating thermals. They rise many thousands of feet and lift great quantities of water with them in the form of water vapour. This condenses as it rises and cools into massive clouds – thunder-clouds, or more scientifically cumulo-nimbus clouds. There is not the wind around as there is with the first type of thunderstorm, so that the thermal columns become concentrated and these storms tend to hang around for longer than the

first type.

It is not easy to quantify the components of a lightning strike but some figures have been produced based on fairly scientific measurement and observation. The average peak current for a cloud to ground strike is said to be about 25kA, although some strikes are thought to peak at over 270kA!

Quite apart from thunderstorms there is always a space charge between the ground and the atmosphere, with the ground being negatively charged with respect to the air above it. On a warm summer day this charge is around 100 volts per metre.

When one comes to consider possible protection against lightning a number of alternatives are available. G R Jessop's article referred to above deals with this topic extensively by describing numerous protective devices. Another approach is suggested in an excellent article by A Martindale G3MYA in the January 1984 issue of *Radio Communications*. This article is a most informative one, to which the writer is indebted for much of the information here. G3MYA suggests installing a single metal mast to stand in the middle of one's property, about 15 feet higher than any other part of one's aerials. The base of this mast must be connected to a good ground earth system. This should provide a cone of protection for all equipment within a radius of 60 feet or so. As G3MYA points out, this mast has the added advantage that it can also be used as an antenna for low angle radiation on the HF bands!

Oscar 10 news schedule

The data for the above is as follows:

In August, there will be no transmission. In September there will be no transmissions on the 1st and the 8th. On the 15th, the figures are 0030GMT, 8 degrees elevation and 233 degrees azimuth. On the 22nd they are 1730, 27 and 152. There will be no transmission on September 29th.

The absence of broadcasts in August and in the beginning of September is due to several factors. First of all the apogee of the satellite's orbit will have moved well into the southern hemisphere, thus reducing the access times in the UK. Then from about August 5th to September 2nd, the satellite will be eclipsed as it passes through the Earth's shadow.



Pic taken at Oulton Broad by Mr IG Sampson

This will result in low battery voltages, so extended use of the satellite such as occurs during a news bulletin transmission is not advisable. And then again the satellite's attitude will have to be adjusted so that the solar panels can be orientated to get maximum illumination. This will result in the aeriels pointing in an unfavourable direction, so that during this period signals from Oscar 10 are likely to be very poor.

Conditions on Oscar 10 have been pretty poor of late due to the above factors, which has brought the satellite 'gang' back onto the Russian satellites. Conditions for these have been particularly good with the result that activity on them has picked up substantially. There have been plenty of stations to work at very good signal strengths.

By the time you read this there may be a new Russian satellite in orbit. This will be of the ISKRA type, ie a small low orbit satellite to be launched by hand from a Salyut manned spacecraft. Rumours are high at the time of writing that such a satellite is due to be launched 'shortly'. It is thought that it may have a 10/15 metre transponder aboard. At the time of the launch of the last ISKRA satellite the Russians announced that they proposed launching a series of such satellites.

Oscar 10 has had its apogee over the southern hemisphere for some time now, giving very short periods of workability in this part of the world, and usually at very unsocial hours. Its operating schedule has been adjusted throughout the past month, so that the least possible strain was put on the satellite during its eclipse period. One danger was that of the batteries actually freezing up during the long eclipse period. Oscar 10 was two years old on 16 June last.

RS8 has been showing 'end of life' symptoms. It has not been responding to commands correctly and there have been intermittent function failures and periods of anomalous telemetry. RS8 was launched on 17 December 1981, along with RS3, 4, 5, 6 and 7. RS5 and 7 are the only ones of this launch now functioning.

The solar cycle

Despite some recent increase in solar activity it should not be thought that the sunspot minimum has been passed and that improved conditions will henceforth be on the 'up-and-up'! A stage in the sunspot cycle has now been reached when old cycle spots which appear at low solar latitudes and new cycle spots which appear at higher solar latitudes can exist together. Even so, there will


continue to be periods when no sunspots at all will be apparent.

The official forecast of sunspot numbers for the next six months suggests a continuing decline, with a figure as low as only six predicted for October. Many professional experts are predicting a lengthy period still to come at very low levels of activity. They are expecting the next cycle to be of a lower level of activity than average, so HF band conditions during the whole of the next sunspot cycle may be very disappointing indeed. So it looks as though the 'DX chasers' will have to rely on satellites!

Americans on 24MHz

USA amateurs were authorised to use 24MHz from June last. This should help to increase activity on this band, which British amateurs have been permitted to use since October 1982.

BARTG news bulletins

BARTG wishes to remind RTTY enthusiasts that news bulletins take place on Sunday mornings on 80, 20 and 2 metres, using their callsign GB2ATG. Details of these transmissions can be had from John GW6MOK, BARTG, PO Box 3, Llandeilo SA19 6EY who can also be phoned on: (0558) 822286. 


The Archer Z80 SBC

The SDS ARCHER — The Z80 based single board computer chosen by professionals and OEM users.

- ★ High quality double sided plated through PCB
- ★ 4 Byte-wide memory sockets — upto 64k
- ★ Power-fail and watchdog timer circuits
- ★ 2 Serial ports with full flow control
- ★ 4 Parallel ports with handshaking
- ★ Bus expansion connector
- ★ CMOS battery back-up
- ★ Counter-timer chip
- ★ 4 MHz. Z80A

OPTIONS:


- ★ SDS BASIC with ROMable autostarting user code
- ★ The powerful 8k byte SDS DEBUG MONITOR
- ★ On board 120 / 240 volt MAINS POWER SUPPLY
- ★ Attractive INSTRUMENT CASE — see photo.
- ★ 64k / 128k byte DYNAMIC RAM card ★ NEW ★
- ★ 4 socket RAM — ROM EXPANSION card ★ NEW ★
- ★ DISC INTERFACE card ★ NEW ★



Sherwood Data Systems Ltd

Sherwood House, The Avenue, Farnham Common, Slough SL2 3JX. Tel. 02814-5067

VIDEO MONITOR CONVERSION



IN THE FINAL PART OF HIS ARTICLE ALAN WARNE G4EZO DESCRIBES THE ACTUAL CONSTRUCTION OF THIS PROJECT FOR THE FERGUSON TX90

When mounting components on the printed circuit board, take care to observe the polarity of the electrolytic capacitors and the diode. Fit wire links where indicated and fit two IC sockets. Construct the aluminium bracket as per Figure 4 and fit two BNC sockets for video in/out and two phono sockets for audio in/out. This bracket is fitted to the PCB using three M3 nuts and bolts. Other types of sockets may be fitted depending on requirements.

Connections to the main board of the television are located along the rear edge of the interface board. Twelve

single cables, preferably of different colours for ease of identification, should be fitted using multistrand 16/0.2mm or similar. They should initially be cut to about 24 inches long and trimmed accordingly when connected to the main board. It is advisable to tie the cables together into a neat wiring loom.

To fit the interface, first release the main printed board from the receiver by undoing the self-tapping screw holding the control panel to the cabinet front. The board will then slide back and can be worked on. Two different types of printed board have been used during production of the TX90. The modification can be fitted to either version; however, connection details are not the same for each type. This means that the board must be identified correctly from the outset.

The original board is coded PC1130 and the number is printed on the copper side of the main board. If the receiver is of more recent manufacture it will be fitted with board type PC1140. Carry out the simple modifications by following the appropriate instructions relating to your main board.

PC1130 conversion

1. Interchange C129 68n with R130 820R (hole spacing is the same). This modification updates the sync circuit in line with the PC1140.
2. Cut the track to pin 8 of the tuner, Figure 5 (breaks the dc supply).
3. Remove C174 470n (located near the rear edge of the PCB).
4. Remove the wire link marked LK142 (located below IC103).
5. Remove the wire link marked LK102 (located above the volume control).
6. Remove R114 10K and replace with a wire link (located behind the volume control).
7. Cut the copper track around the top and middle connections of the volume control to isolate the connections, Figure 6.

PC1140 conversion

1. Remove the wire link marked LK110 (top of board above tuner).
2. Remove the wire link marked LK133 (below tuner).
3. Remove C174 470n (located in the audio stage, near the rear edge of the

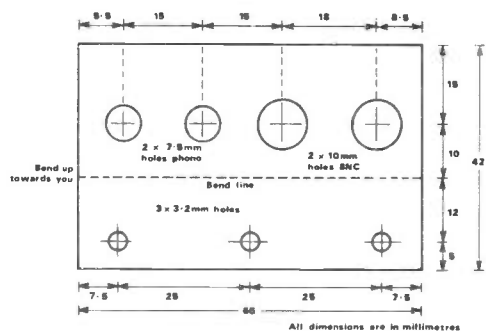


Fig 4 Details of mounting bracket for in/out sockets

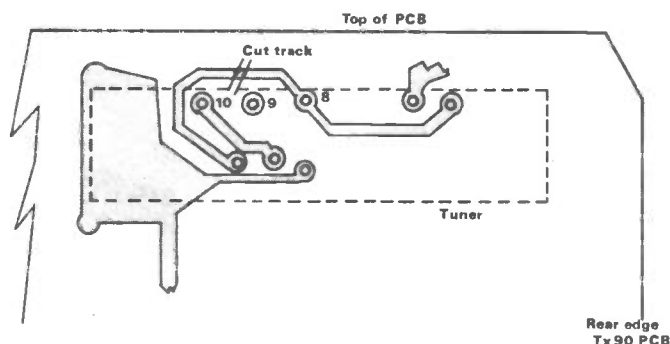


Fig 5 Tuner modification PC1130 PCB

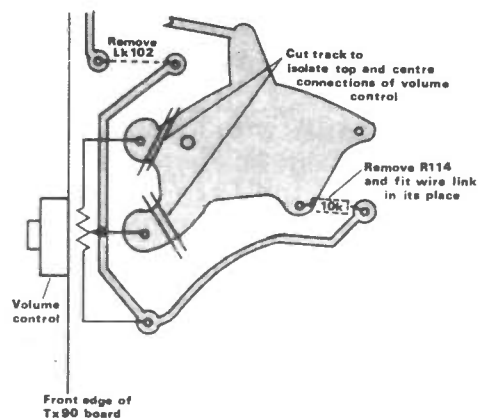


Fig 6 Volume control mod PC1130 (print side)

PCB).

- Remove R158 270R (below IC103).
- Remove R114 10K (located behind the volume control).

Note: R31 470R should be fitted in line with the cable marked L106/R126. The preferred way is to mount the resistor vertically into the interface board using the hole marked L106/R126 then solder the interconnecting lead to the top of it.

Now slide the new interface board into the ready-made plastic guides in the centre of the cabinet base. Route the wiring loom from this board along the cabinet base and then upwards to the top of the main receiver PCB, and come over the top near the volume control onto the copper track side, fanning out the leads to the appropriate connection points shown in Figure 7.

The photograph of the TX90 PCB shows the method involved, but has been exaggerated to easily identify the connections. Keeping the wiring loom close to the front of the cabinet will prevent any stray pick-up from the line output transformer.

Refit the main board into the cabinet, making sure the wiring loom sits neatly

above the volume control. Drill two holes of 3.2mm diameter in the cabinet base which line up with the two 3mm holes on the front edge of the interface board. Fit 3mm nuts and bolts to secure the board.

In order to test the unit, switch on the receiver, select a normal TV channel and check that the volume control operates normally. Select button 8 and apply a video and sound signal to the input sockets. Connect another monitor or an oscilloscope to the video and sound output sockets and make sure that external inputs are routed to the output sockets when in monitor mode. When switching over to normal TV these signals should now appear at the output sockets. RV1 should be set for the audio line level required, and is normally set about half-way. Cut a hole in the receiver rear to line up with the sockets, and the modification is complete.

Conclusion

The prototype monitor has operated reliably for over six months, and has been used with the BBC and Commodore 64 computers. It has also been used for amateur television to record off-air signals and to display camera outputs, giving good results.

It should be noted that this conversion

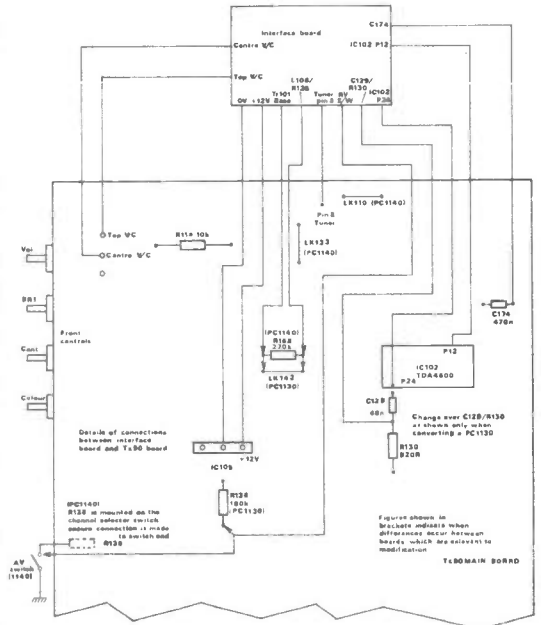


Fig 7 TX90 main board

cannot be used with TX90 televisions using remote control.

A service manual for the television may be purchased from Thorn EMI, Ferguson Service Division, Lea Valley Trading Estate, Angel Road, London N18.

COMPONENTS

Resistors (all 1/4W carbon)

RV1 skeleton preset	2K2 (RS part no 184-984)
R7	47R
R9	68R
R20	75R
R21	82R
R4, R17, R24	120R
R15	330R
R2, R31	470R
R16	560R
R25	1K
R12	2K2
R11, R13, R19, R30	5K6
R1, R14, R18, R28	10K
R3, R6	33K
R10, R27	47K
R22	56K
R8, R23, R26	100K
R5	270K
R29	330K

Capacitors

C1	0.47µF provision made on PCB for vertical or horizontal mounting
C7, C8	1µF 16V tantalum bead
C2, C3, C4, C5	10µF 16V tantalum bead
C6	470µF 16V working (RS part no 104 499)


Semiconductors

Tr1,2,3,4,6,7,8,9	BC107 or BC108
Tr5,10	BC477 or BC478
D1	1N4148 or 1N916
IC1,IC2	MC14066 or 4066 CMOS switch

Miscellaneous

- Printed circuit board
- 14-pin IC holders
- BNC sockets
- Phono sockets
- Aluminium bracket for phono and BNC sockets
- 3mm nuts
- 3mm screws, 6mm long
- 3mm screws, 12mm long

A printed circuit board is available at £6.00, including postage and packing, or the complete kit of parts at £25.00, including postage and packing. Cheques should be made payable to A S Warne and sent to 113 Queens Road, Vicars Cross, Chester, Cheshire CH3 5HF



PCB foil pattern

LOOK OUT FOR THESE TWO MEN



HUW

REPRESENTING **MICROWAVE
MODULES LTD**

AT MOBILE RALLIES THROUGHOUT THE YEAR.
ORDER NOW TO AVOID DISAPPOINTMENT.
FOR DETAILS AND AVAILABILITY

PHONE: 0403-730767



MICK

PC/XT – PERIPHERALS

MAINBOARD B-103 4-Layer PC/XT
£295
MEGA Mainboard PC/XT.....£249
SUPER Mainboard PC/XT.....£249
256K M/FUNCT 1 par, 1 ser, cl/cal.
OK.....£169
384K M/FUNCT 6-WAY (SEE ILL).
OK.....£289
512K RAM EXPAND (2 DIP SWITCH).
OK.....£95
PARALLEL Printer Card.....£39
PARALLEL with 64K buffer (OK)
MONOCHROME (text) display
card.....£119

COLOUR/GRAPHICS Card (2 layer)
640 X 200 b/w + light pen I/F text: 80
X 25 & 40 X 25 will drive TTL
MONO/COMPOSITE MONO
COMPOSITE COLOUR/RGB
Monitors.....£149
SUPER COLOUR/GRAPHICS Card
(4 layer) 64K Display Memory – TTL
mono spec:
640 X 350 b/w with 2 pages 640 X 350
single colour 16 intensities 80 col X
25 rows with 32 pages.
COLOUR/GRAPHICS
specifications:
640 X 400 mono with 2 pages
640 X 200 16 colour 2 pages
640 x 400 16 colour
TEXT 40col X 50 row
40col X 50 row with 32 pages mono
PC, PC-XT, PC-AT COMPATIBLE
£399

MONOCHROME GRAPHIC CARD
VERSION II 720 X 348 graphic
display, 2K static RAM buffer
eliminates scroll flicker single
parallel port standard.....£229

MULTI I/O CARD – & WAY!!!
Dual floppy controller interface
Asynchronous RS232 serial comms
port
Parallel printer port, games adapter
Clock/Cal with battery backup... £249

EPROM WRITER CARD up to 128K
£175
**MODEM CARD V21/V23 CCITT AA/
AD.....£169**
**FLOPPY DRIVE CONTROLLER (4
DRIVES).....£75**
TEAC FD-55B half ht 320K floppy dr
£175

**RS232 SERIAL I/Face, 1port 50-
9600.....£49**
**SERIAL Async RS232C, 2port 50-
9600.....£69**
GAMES ADAPTER.....£39
AD/DA 12bit 16ch-A/D, 1ch/D/A
£139

TRANS-NET NETWORKING
BOARD.....£450
NetMAIL Software.....£550
Net SPOOL Software.....£250
Net DISK Server Software.....£150
Net DMS Data Management
Software.....£175
NEY BOOT ROM for floppyless
ops.....£50
NET STARTER KIT.....£975

DX45 lockable 100pc DISKETTE
BOX.....£17
DX50 lockable 50pc DISKETTE
BOX.....£15

**(NOTE: We can supply most of the
above as UNPOPULATED boards for
constructors.)**

384K MULTIFUNCTION CARD – SIX WAY!!

- 64K to 384K RAM Memory
 - RS232C Serial Port
 - Real Time Clock/Calendar with
Battery Backup
 - RAMDISK & PSPOOL Software
 - Optional games port
- Built & Tested **£289.00**

4-LAYER PC/XT MAINBOARD

- 64K to 1MB ON BOARD
 - 8 Fully Compatible Slots
- Built & Tested **£295.00**

RAM CHIP SALE!!!

- 4164 64K DRAMS 150ns.....£1.99
(upgrade PC/XT and compatibles)
- 41256 2566K RAMS 150ns.....£5.99
each
(upgrade OLIVETTI M24, COMPAQ
DESKPRO etc)

PC/XT CASE

- 8-slot
 - Hinged lid
 - Includes hardware
- £99.00**

PC to XT CONVERSION KITS FOR IBM AND COMPATIBLES

- NEW FAST CONTROLLER!!!
WESTERN DIGITAL 1002 SWX-2
SEGATE ST-506 STANDARD
£249.00
- 10 MEGABYTE MR-521 5 1/4"
WINCHESTER HARD DRIVE, 2-
HEADS, AVERAGE ACCESS 85ms
£399.00
- 20 MEGABYTE MR522 5 1/4"
WINCHESTER HARD DRIVE, 4-
HEADS, AVERAGE ACCESS 85ms
£579.00
- HARD DRIVE CABLE SET..£25.00
- UP-GRADE 130WATT POWER
SUPPLY.....£149.00

Prices exclude VAT and DELIVERY

— for terms see our other advertisements.

DIGITASK (0342) 313427 / 24631 tlx: 957547

Business Systems Ltd, 56 Maple Drive, East Grinstead,
W Sussex RH19 3UR, UK

FREQUENCY COUNTERS

HIGH PERFORMANCE
HIGH RELIABILITY
LOW COST

The brand new Meteor series of 8-digit Frequency Counters offer the lowest cost professional performance available anywhere.


- ★ Measuring typically 2Hz – 1.2GHz
- ★ Sensitivity < 50mV at 1GHz
- ★ Setability 0.5ppm
- ★ High Accuracy
- ★ 3 Gate Times
- ★ Low Pass Filter
- ★ Battery or Mains
- ★ Factory Calibrated
- ★ 1-Year Guarantee
- ★ 0.5" easy to read LED Display

PRICES (Inc. adaptor/charger, P & P and VAT)

METEOR 100 (100MHz) £117.30
METEOR 600 (600MHz) £148.35
METEOR 1000 (1GHz) £204.70

NOW AVAILABLE
WITH
T.C.X.O. OPTION


Illustrated colour brochure with technical specification and prices available on request.



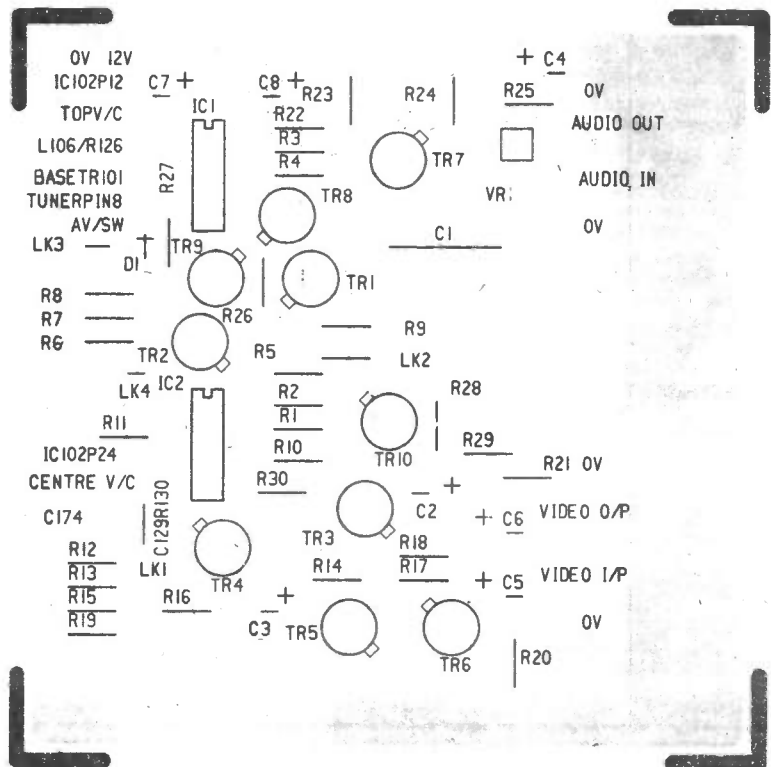
Designed and
Manufactured in
Britain

Black Star

**BLACK STAR LTD, 4 Stephenson Road, St.Ives,
Huntingdon, Cambs. PE17 4WJ, England.
Tel: (0480) 62440 Telex: 32339**



Details of wiring to TX90 main board



Component overlay

TRANSISTORS

BC107/8/9	-12p	BC184L	-10p	BFY50,51,52	-20p
BC147/8/9	-10p	BC212,212L	-10p	BFX88	-15p
BC157/8/9	-10p	BC327,337,337L	-12p	BSX19	-12p
BC547/8/9	-8p	BD135,136	-25p	BSX20	-15p
BC557/8/9	-8p	BD137,138,139	-25p	2N2926	-7p
BC182L	-10p	BF195,7	-12p	2N3055	-50p
BC183	-10p	BCY70	-15p	TIP31A,32A	-30p

SUBMINIATURE TANTALUM ELECTROLYTICS, (MFDS/VOLTS)

0.1/35,0.22/35,0.47/35,1.0/35,3.3/16,4.7/16	14p
2.2/35,4.7/25,10/6 - 15P 4.7/35,6.8/16	16p
10/16,10/25,22/6 - 20P,15/25,22/16,33/10	30p

ELECTROLYTIC CAPACITORS, (Mfds/Volts)

1/25, 1/50, 2.2/25, 2.2/50, 4.7/25, 4.7/50, 10/16, 10/25, 10/50	5p
22/16, 22/25, 22/50, 47/16, 47/25, 47/50, 33/10 - 6p, 100/16, 100/25	7p
100/50 - 12p, 100/100 - 14p, 220/16 - 8p, 220/25, 220/50	10p
470/16, 470/25 - 11p, 470/35 - 12p, 470/40 - 15p, 1000/16	15p
1000/35 - 22p, 1000/40 - 35p, 2200/10 - 8p, 2200/25	35p

Carbon Film resistors 1/4W 5% E24 series 0.51R to 10MΩ 1p
 100 off per value - 75p, even hundreds per value totalling 1000 £7.00
 Metal Film resistors 1/4W TOR to 1MΩ 5% E12 series - 2p, 1% E24 series 3p
 Mixed metal/carbon film resistors 1/2W E12 series 1R0 to 10MΩ 1 1/2p
 Mixed metal/carbon film resistors 1 watt E12 series 10R0 to 10MΩ 5p

Miniature polyester capacitors 250V working for vertical mounting

01, 015, 022, 033, 047, 068 4p, 015, 022 6p, 0.33 & 0.47	8p
--	----

Mylar (polyester) capacitors 100V working E12 series vertical mounting

1000p to 8200p - 3p, 0.01 to 0.68 mfd - 4p, 0.1 5p, 0.12 & 0.15	6p
Plate or disc ceramic 50V E6 series 1.0 pf. to 47,000 pf.	2p

Subminiature ceramic plate capacitors 100V wkg vertical mounting. E12 series.

2% 1.8 pf to 47 pf - 3p, 2% 56 pf to 330 pf - 4p, 10% 390p - 4700p	4p
--	----

Polystyrene capacitors 63V working E12 series long axial wires


10 pf to 820 pf - 3p, 1000 pf to 10,000 pf - 4p, 12,000 pf	5p
Light dependant resistors NORP12	65p

DIODES (p.i.v./amps)

75/25mA 1N4148 2p, 800/1A 1N4006 6p, 400/3A 1N5404 14p, 115/15mA OA91	6p
100/1A 1N4002 4p, 1000/1A 1N4007 7p, 60/1.5A S1M1 5p, 100/1A bridge	25p
400/1A 1N4004 5p, 1250/1A BY127 10p, 30/45mA OA90 6p, 30/15A OA47	8p
Zener diodes E24 series 3V3 to 33V 400 mW - 8p, 1 watt	12p
L.E.D's 3 & 5mm Red 10, Green, Yellow 12p, Grommets 3mm - 2p, 5mm	2p
20mm fuses 100mA to 5A, Q/blow 5p, A surge 6p, Holders pc or chassis	5p
High speed pc drills 0.8, 1.0, 1.3, 1.5, 2.0mm - 25p, Machines 12V dc	£6.00
HELPING HANDS 6 ball joints and 2 croc clips to hold awkward jobs	£4.50
Nicads AA - 80p, HP11 - £2.00, HP3 - £4.20 Universal charger	£6.00
Glass reed switches with single pole make contacts - 8p, Magnets	12p

All prices are inclusive of VAT. Postage 20p (free over £5). Lists Free

THE C.R. SUPPLY CO
 127 Chesterfield Rd, Sheffield S8 0RN
 Return posting



Edwardschild Limited


ELECTRONICS SERVICES

Design and development

- * PCB design and layout
- * Conventional PCB prototyping
- * Graphics
- * Manufacturing

28 Shenfield Crescent, Shenfield, Essex CM15 8BN

Enquiries ☎ (0277) 216433



DIGITAL LCD MULTIMETER

**RELIABLE STABLE ACCURATE
 RUGGED & EASY TO HANDLE
 £29.95**

■ 3 1/2 DIGIT ■ 13 RANGE

• FULL AUTO ZERO POLARITY • OVERANGE
 INDICATION • OVERLOAD PROTECTION ON ALL RANGES • TEST
 LEADS, BATTERY, SPARE FUSE & INSTRUCTIONS MANUAL • DCV-
 1000V • DCmA-200 • ACV-500V • 1Ω-2MΩ


UNIVERSAL NICAD BATTERY CHARGER - for PP3, AA, C & D cells. Charges up to 4 cells at once in any combination. Incorporates battery test and LED charging indicators (240V 50Hz) **£5.99**

AA-HP7 NICADS pk of 4 **£1.50** or 4pks **£5** (Ex-equip TESTED & GUARANTEED)

BUTTON BATTERIES longlife 1.5V for watches, calculators, cameras, lighters etc. 4 types any mix **£1.50**. AG13 11.58 x 5.4mm, AG10 11.58 x 3mm, AG12 11.58 x 4.2mm, AG3 7.87 x 3.6mm or any 8 for **£2.50**

Goods normally sent by return post
 Please add 80p P&P

CROYDON DISCOUNT ELECTRONICS
 40 LOWER ADDISCOMBE ROAD, CROYDON CR0 6AA 01-688 2950



MICROWAVE MODULES LTD

Microwave Modules Ltd. is a full time professional organisation, established over **16 years** ago in **1969**, and currently employs over **30 full time**, on site staff based in our two modern, purpose built factories. In addition, a similar number of 'Outworkers' are involved in assembly and mechanical operations.

OUR EXTENSIVE RANGE . . .

Our product range now exceeds **50 individual items** in total and is the widest range available from any one manufacturing company. Our technical resources have enabled us to not only become **the largest and most successful** designer and manufacturer of R F Products, such as **Linear Amplifiers** and transverters, but also designers and manufacturers of **innovative** microprocessor and digital products such as **The Morsetalker**, MMSI, and the RTTY to TV decoder, MM2001.


ALL BRITISH . . .

Every product in our range is designed and manufactured in the UK by our own employees, and wherever possible British Components are utilised.


GUARANTEED . . .

All Microwave Modules Products are **Fully Guaranteed for 12 months**. This includes all semi-conductors and **PA Transistors**. We have built our reputation around our customer service and back-up and it is second to one.

OUR RANGE OF LINEAR AMPLIFIERS . . .




MML144/30-LS



MML144/50-S




MML144/100-LS




MML144/200-S


PRODUCT	INPUT POWER	OUTPUT POWER	MODES OF OPERATION	Pre Amplifier		POWER REQUIREMENTS	RF* VOX	PRICE INC VAT
				GAIN	NF			
MML144/30-LS	1 or 3W	30W	SSB, FM, AM, CW.	12dB	<1.5dB	13.8V @ 4A	✓	£82.90 (p&p £3.50)
MML144/50-S	10W	50W				13.8V @ 6A	✓	£92.00 (p&p £3.50)
MML144/100-S	10W	100W				13.8V @ 12A	✓	£149.95 (p&p £4.00)
MML144/100-HS	25W	100W				13.8V @ 12A	✓	£149.95 (p&p £4.00)
MML144/100-LS	1 or 3W	100W				13.8V @ 14A	✓	£169.95 (p&p £4.00)
MML144/200-S	3, 10 or 25W	200W				13.8V @ 30A	✓	£299.00 (p&p £5.25)



MML432/30-L



MML432/50



MML432/100

PRODUCT	INPUT POWER	OUTPUT POWER	MODES OF OPERATION	PRE AMPLIFIER		POWER REQUIREMENTS	RF* VOX	PRICE INC VAT
				GAIN	NF			
MML432/30-L	1 or 3W	30W	SSB, FM, ATV, CW.	12dB	2dB	13.8V @ 6A	✓	£145.00 (p&p £4.00)
MML432/50	10W	50W		12dB	2dB	13.8V @ 8A	✓	£129.95 (p&p £4.00)
MML432/100	10W	100W		--	--	13.8V @ 20A	✓	£299.00 (p&p £5.25)

*THE RF VOX CAN BE OVERRIDDEN AND HARDWIRED.

CONNECTORS . . .

144MHz Products — Our standard connector on these products is SO239. We use a high quality PTFE socket of superior quality, but we are able to supply the choice of BNC or 'N' type at no extra charge. Please specify.

432 MHz Products — The MML 432/30-L's fitted with BNC connectors, 'N' type available, please specify. The MML432/50 and MML432/100 both have BNC input sockets and 'N' type output sockets. If this is not to your preference please specify when ordering.

DATA SHEETS . . .

A full printed data sheet is available on each product, and is free on request.

CATALOGUE . . .

A copy of our latest catalogue can be obtained free of charge on request.

AVAILABILITY . . .

Our products are normally available from stock, either direct from ourselves or any of our 75 UK outlets.



WELCOME

MICROWAVE MODULES (RE)

BROOKFIELD DRIVE, AINTREE, LIVERPOOL L9 7AN, ENGLAND
 Telephone: 051-523 4011. Telex. 628608 MICRO G
 CALLERS AE WELCOME, PLEASE TELEPHONE FIRST

HOURS:
MONDAY-FRIDAY
9-12.30, 1-5.00
E & O.E.

AIR SPACED COILS

W G Borland G3NXM gives some instruction in induction

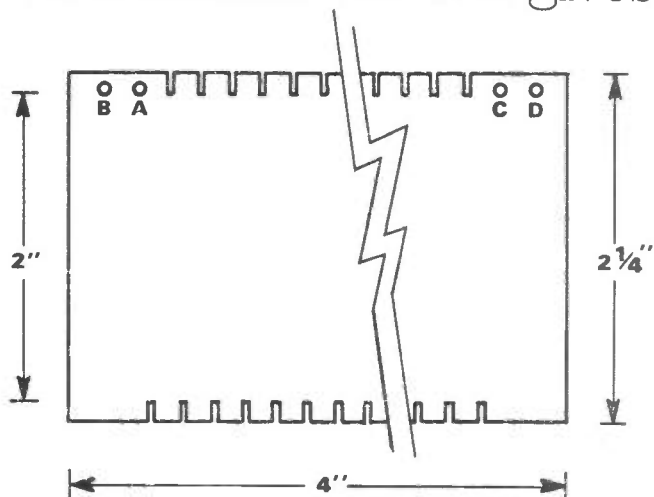


Fig 1 Layout of the perspex

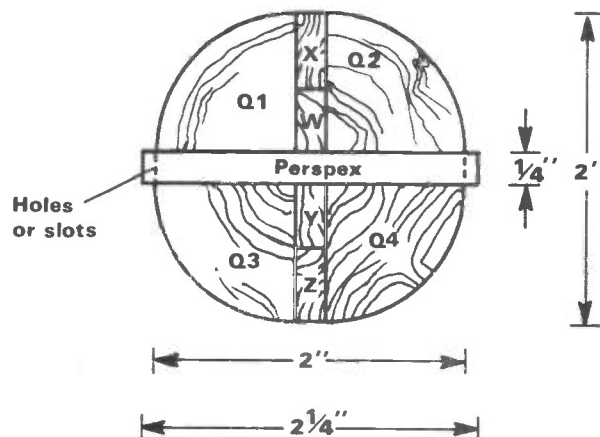


Fig 2 Arrangement of the temporary former

At one time it was possible to purchase coil stock in various diameters and turns per inch for use in ATUs, pi-net circuits, etc. Unfortunately this is no longer the case. However, it is comparatively simple for one to make an air spaced coil. As it is easier to describe the construction of a particular coil, this article will show how to construct a 2 inch diameter coil with 15 turns at 5 turns per inch, and then describe how the parameters can be changed. The wire used is 16swg, which will give a rigid coil and yet not be too thick or difficult to wind.

Facts and figures

The length of the winding will be 3 inches, allowing $\frac{1}{2}$ in at each end for terminations and mounting. Obtain a $\frac{1}{4}$ in thick piece of perspex 4 in long and 2.25 in wide. Draw two lines, one $\frac{1}{8}$ in in from each edge, ie 2 in apart. Along one line mark one point $\frac{1}{4}$ in from one end and a second point $\frac{1}{4}$ in from the first one, as shown by 'A' and 'B' in Figure 1. Then mark out a further 15 points at 0.2 in centres, the last one being shown as 'C', then a final point 'D' $\frac{1}{4}$ in from 'C'. This last point should be $\frac{1}{4}$ in from the end.

Along the second line mark off 15 points at 0.2 in centres commencing 0.6 in from one end. The last point should be 0.6 in from the other end. These points should all be opposite the centres of the spaces between the points marked on the first edge.

As it is sometimes difficult to make marks on perspex, an alternative is to draw it out on a piece of paper (tenth-inch graph paper is ideal), temporarily stick it on the perspex, and using a sharp pointed instrument mark the perspex through the paper.

Drill $\frac{5}{16}$ in holes through each of the marked points. Using an Abra tension file in a hacksaw frame, cut slots from the edge of the perspex into the holes, with

the exception of the first two and the last two along the first edge, ie points 'A', 'B', 'C', and 'D' in Figure 1. The perspex is now ready.

Obtain four pieces of 25mm nominal (22mm actual) quadrant fillet at least the length of the perspex, and also four pieces of 6mm thick timber of a height such that two pieces on top of each other are the same height as the quadrant fillet, ie 22mm. Arrange them on the perspex as shown in Figure 2. They can be kept in position by one or two pieces of masking tape. If the perspex is not quite $\frac{1}{4}$ in thick, then pack it up with cardboard.

As this is a 2 inch diameter coil, allow 6.5 inches of 16swg wire per turn and a couple of feet for terminations, etc. In this case it would require about 12 feet.

The wire must be straightened. One method is to clamp one end in a vice or otherwise fix it to some immovable object. Then sandwich the wire between two pieces of hardwood, and holding them together as tightly as possible (horizontally) walk away from the fixed end keeping a strain on the wire. Repeat the process with the hardwood held vertically. This should remove all kinks and twists in the wire.

The wind up

To wind the coil refer to Figure 1. Leave one end of the wire still clamped or fixed. Push the free end of the wire through hole 'A' and then back through hole 'B', leaving enough for terminations. Keep the wire under tension by pulling against the fixed end. Turn the former with the fillets on it and walk towards the fixed end, guiding the wire into the slots and making sure it goes all the way in, not forgetting to remove any masking tape used as the wire reaches it. Finally, feed the wire through hole 'C' and back again through hole 'D'.

For removing the temporary former refer to Figure 2. First of all push the piece marked 'W' out through the end. Then ease down piece 'X' clear of the wire and push it out through the end. The two pieces of quadrant fillet marked 'Q1' and 'Q2' should now be loose enough to push out without disturbing the wire, together with any packing. Then deal with 'Y', 'Z', 'Q3' and 'Q4' in a similar manner, and in that order.

Finally, fill all the slots with glue such as UHU, Evo-Stick, Bostic 1, etc and leave to dry for 24 hours. The result will be a rigid firm coil which will withstand fairly rough treatment.


Variations

For coils of different diameters the quadrant fillet can be changed. However, a 2 inch diameter coil is a useful size and the fillets can be used time and again.

When the turns per inch required are 4, 5, 8 or 10, an ordinary ruler can be used to mark out the points. Since metrification and the disappearance of the Armstrong scale, 6 turns per inch can present a problem. However, if the points are marked out at 4mm spacing, this will give 6.35 turns per inch which makes little difference. Indeed, a coil of 19 turns only showed an error of $4\frac{1}{2}\%$. Of course one could reduce it by $\frac{1}{2}$ a turn, but bearing in mind normal circuit tolerances it does not seem worthwhile. But do remember that the points along one edge must be opposite the spaces between the points along the other edge.

To be continued . . .


As suggested at the beginning of this brief article, coils wound using this technique can be used in ATUs. The author has constructed just such a unit, details of which will be featured in a forthcoming issue of *R&EW*. Watch this space!




RSGB BOOKS

HOW TO PASS THE RAE,

by George Benbow G3HB.
The scope of this recent RSGB book is best described by a list of chapters: What is a multiple-choice examination? Tackling the multiple-choice RAE; Mathematics for the RAE; Preparing for the RAE; Sample multiple-choice examination papers with answers (there are nine of these). It is a guide for the would-be RAE student, who may not have tackled examinations of this sort before. Price only £3.42.



RADIO AMATEURS' EXAMINATION MANUAL.



This book has established itself over the years as the standard textbook for the RAE. It is now in its 10th edition.

OTHER RSGB PUBLICATIONS

NEW! WORLD PREFIX MAP. NEW! Amateur Radio Operating Manual 3rd edition	£6.15
NEW! Radio Data Reference Book 5th edition	£7.98
NEW! Locator Map of Western Europe (new grid layout)	£3.06
1985 World Radio TV Handbook	£19.81
VHF/UHF Manual	£10.58
A Guide to Amateur Radio	£3.91
Morse Code for Radio Amateurs	£1.64
Test Equipment for the Radio Amateur	£6.41

Worthwhile discounts on book prices for RSGB members.

The RSGB is the national society representing all UK radio amateurs. Membership is open to all interested in the hobby, including listeners. The Society publishes a range of books, log books and maps for the radio amateur. A large selection of other radio and electronics books are also stocked, a full list is available on request. Contact the membership services section for more information about amateur radio, the RSGB and its publications. All publications sold by the RSGB are available at discounted prices to members.




RSGB Publications
Cranborne Road, Potters Bar,
Hertfordshire EN6 3JW

NEW GENERAL COVERAGE RECEIVER KIT FCR 130

This is a kit designed as an introduction to the hobby of Radio and Shortwave Listening with beginners in mind. It comes complete with 20 page A4 size construction notes and diagrams. Coverage 1 to 30Mhz. No test equipment required for alignment. The pleasure does not end with the building as many hours of enjoyment lie ahead using it afterwards. Ideal for those who want to learn the basics of Radio and want something of real use when completed. An ideal way to enter the world of Short Wave Listeners (SWLs) and tune in to the WORLD! NEW YORK Weather ... ANKARA ... Illegal sidebanders on 6.5Mhz ... Hams ... Ship to Shore ... and according to one of our customers ... ZK2RS Nive Island, Pacific Ocean ... Antenna advice given ...

Model FCR 130 Receiver kit..



- * 30:1 Geared analogue tuning
- * 3 Band switch with spare position
- * Tape record socket
- * Signal Meter
- * Internal speaker + On/off sw.
- * A.F. Gain and Tone Control
- * AM, CW, SSB

SEND FOR FULL DETAILS to:


COMMUTECH (Devon) LTD
12 Edgcumbe Way, St Anns Chapel
Gunnislake, Cornwall PL18 9HJ

Power your radio, calculator, re-chargeable batteries, computerised robotic, model racing car, aircraft, CB and your next experiment ...

...OUT OF THIN AIR!

Now you can stop buying batteries! SOLAR ELECTRONICS have harnessed the power of daylight so you can power anything requiring up to 6½ volts at .470 amps (open circuit). Think of the applications. Think of the convenience. The first truly portable solar panel that you can plug straight into. 230mm x 125mm x 7mm thick, complete with a 4-way adaptor plug; it works in good, normal daylight - or even electric light!

Telephone for a free leaflet and introductory offer.
Solar Electronics (Int.) Ltd., 284 Weyhill Road,
Andover, Hampshire SP10 3RA. Tel: (0264) 58822.



SOLAR ELECTRONICS
Solar Electronics (Int) Ltd.

DATA FILE . . .

In the last two editions of *Data File* we have explained the basic operating principles of the ubiquitous 555 timer IC, and have taken an in-depth look at ways of using the device in monostable pulse generator and astable squarewave generator applications. In the present edition of 'The File' we present a further variety of useful astable circuits. We start off, however, by showing how the IC can be used in the 'Schmitt Trigger' mode.

Schmitt triggers

The 555 timer IC can be made to function as a useful Schmitt trigger by simply wiring its pin 2 and pin 6 'comparator' terminals together, as shown in *Figure 1*, and applying the external input signal directly to these two points.

These two comparators are internally biased via a built-in potential divider, which biases the inverting terminal of the upper comparator at $\frac{2}{3}V_{CC}$ and the non-inverting terminal of the lower comparator at $\frac{1}{3}V_{CC}$; the comparator outputs drive the 'R' and 'S' terminals respectively of the output-driving R-S flip-flop. Consequently, the action of the *Figure 1* circuit is as follows.

When the input terminal voltage rises above a value of $\frac{2}{3}V_{CC}$ the IC output switches to the low state, and then remains in that state until the input voltage falls below $\frac{1}{3}V_{CC}$, at which point the output switches high and then remains in that state until the input rises above $\frac{2}{3}V_{CC}$ again. The difference between these two trigger levels is called the 'hysteresis' value of the circuit and has a value of $\frac{1}{3}V_{CC}$ in this case. This large hysteresis value makes the circuit useful in noise/ripple-rejecting signal-conditioning applications as indicated in the diagram.

Sine/square converter

Figure 2 shows how the above circuit can be modified for use as a high performance sine/square converter that can be used at input frequencies up to a maximum of about 150kHz. Here, potential divider R1-R2 biases the pin 2 and pin 6 input terminals of the IC at a quiescent value of $\frac{1}{2}V_{CC}$ (ie, midway between the upper and lower trigger values), and the sinewave input signal is superimposed on this point via C1. Squarewave output signals are taken from pin 3 of the IC. Resistor R3 is wired in series with the input signal to ensure that it is not adversely influenced by the switching actions of the 555 IC.

Figure 3 shows how the basic Schmitt circuit can be adapted to a dark-activated relay-driving application by wiring light-dependent potential divider RV1-LDR to the input terminal of the IC. The RV1 and LDR values are approximately equal at the median switching light level. Note that the inherently high degree of input backlash or hysteresis of

Ray Marston presents a miscellany of astable circuits in this penultimate part of his 555 mini-series

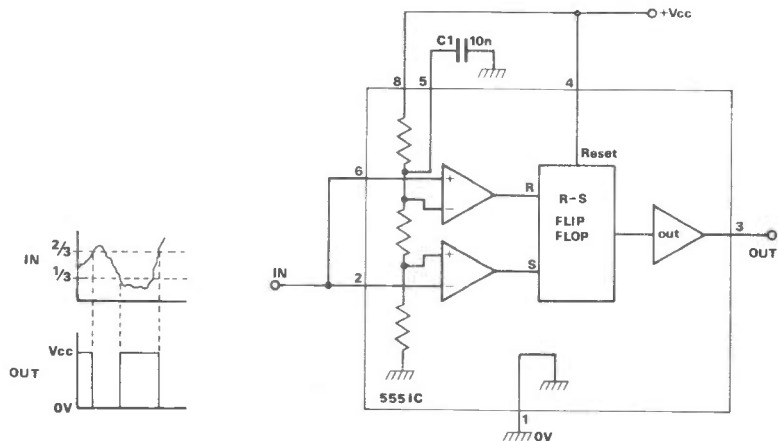


Fig 1 Simple Schmitt trigger

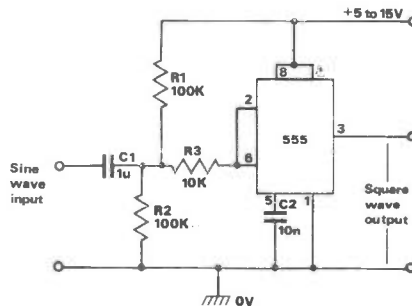


Fig 2 555 Schmitt sine/square converter

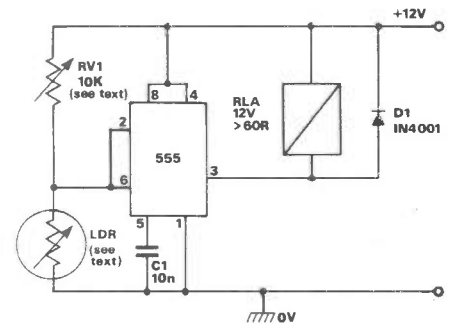


Fig 3 Dark-activated relay switch

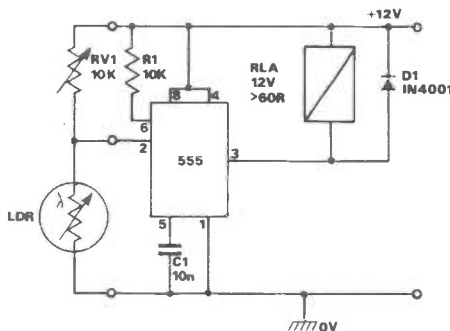


Fig 4 Minimum backlash relay switch

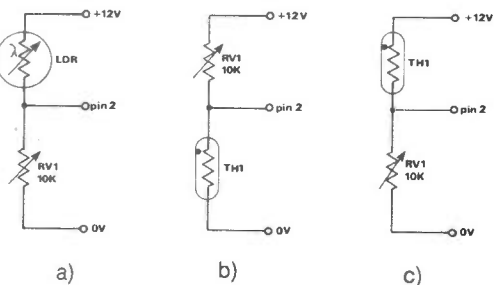


Fig 5 Alternative inputs for a) light, b) under-temperature and c) over-temperature activation

the Schmitt is likely to make this particular circuit useful in only very specialised light sensing applications.

More use?

A far more useful relay-driving dark-activated switching circuit is shown in *Figure 4*. This circuit acts as a fast comparator rather than a true Schmitt trigger: it has the input (pin 6) of its upper internal comparator tied permanently high via R1, while the output of the light sensing RV1-LDR potential divider is applied to the input (pin 2) of the lower comparator. The LDR can be any cad-

mium sulphide photocell that presents a resistance in the range 470R to 10k at the required turn-on light level.

Note that the above circuit can be made to function as a light (rather than dark) activated switch by simply transposing the RV1 and LDR positions, as shown in *Figure 5a*. Alternatively, the circuit can be made to function as a temperature-activated switch by using a negative temperature coefficient thermistor in place of the LDR, as shown in *Figures 5b* and *5c*. This thermistor must present a resistance in the range 470R to 10k at the required turn-on temperature.

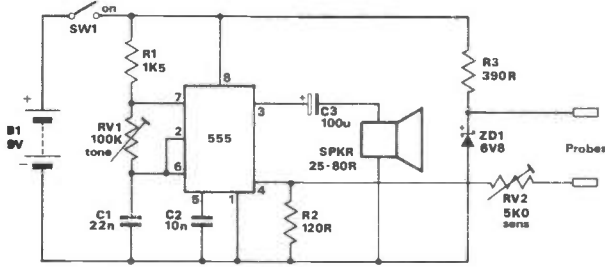


Fig 8 Continuity tester

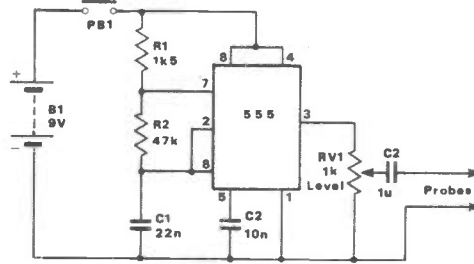


Fig 9 Signal generator

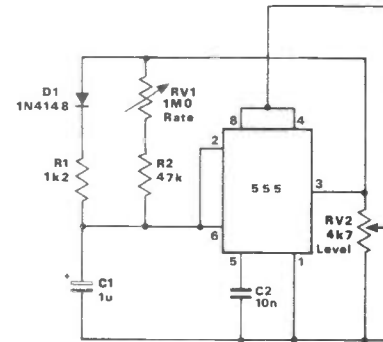


Fig 10 Metronome

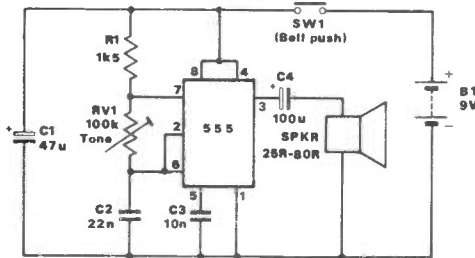


Fig 7 Electronic door buzzer

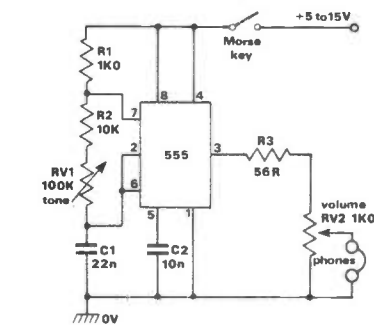


Fig 6 Morse practice oscillator

Astable gadgets

The 555 astable multivibrator has three outstanding advantages over other types of astable circuit. First, it has excellent frequency stability with variations in supply voltage and temperature. Next, its frequency can be varied over a wide range via a single resistive control. Finally, its output has a low impedance and can source or sink currents up to 200mA.

These features make the device exceptionally versatile, and it can be used in a vast range of practical applications of interest to both the amateur and professional user. Figures 6 to 10 show examples of typical 555 astable 'gadgets'.

Figure 6 shows how the 555 timer IC can be used as a Morse code practice oscillator. The circuit acts as a normal astable with frequency variable over the range 300Hz to 3kHz via tone control RV1. The 'phone volume is variable via RV2, and the 'phones can have any impedance from a few ohms up to megohms. The circuit draws zero quiescent current, since the normally-open Morse key is

used to connect the circuit to the positive supply rail, which can have any value in the range 5 to 15 volts.

Figure 7 shows how the 555 can be used as a simple electronic 'door buzzer'. The bell-push switch (SW1) connects the 555 astable to the 9 volt supply battery, and the output of the IC is coupled to a small speaker (25R to 80R) via C4. C1 produces a low supply-line impedance, ensuring adequate output drive current to the speaker when SW1 is closed. The circuit generates a monotone 'buzzer' signal.

Figure 8 shows how the 555 astable can be used as a continuity tester which generates an audible tone only if the resistance between the test probes is less than a few ohms. Circuit operation relies on the fact that the astable will operate only if pin 4 is biased positive to 600mV (approximately) or greater. In the diagram, this pin is normally pulled to ground via R2, so the astable is inoperative.

To enable the Figure 8 astable to operate the two probes must be closed together, connecting R2 to the output of the R3-ZD1 voltage reference generator via RV2. In use RV2 is carefully adjusted so that astable operation is barely obtained under this condition. Consequently if the inter-probe resistance exceeds a few ohms when a continuity test is being made, the astable will not operate. Note that the circuit consumes several mA of current whenever SW1 is closed, even if the probes are open circuit.

Figure 9 shows how the 555 astable can be used as a signal injector that is useful for testing both AF and RF circuits. The astable operates at a basic frequency of a few hundred Hz when PB1 is closed; the square output waveform is very rich in harmonics, however, and these can be detected at frequencies up to tens of MHz on a radio receiver. The signal injection level is variable via RV1.

Figure 10 shows how the 555 can be used to make a metronome in which the 'tick' rate is variable over the range 30 to 120 beats per minute via RV1, and the 'tick' volume is variable via RV2.

This circuit is a modified version of the standard astable, in which the main timing network is driven from the output (pin 3) of the IC. When the output switches high, C1 charges rapidly via D1-R1, to generate a 'tick' pulse with a duration of only a few milliseconds. When the output switches low again C1 discharges via the RV1-R2 series combination, producing an 'off' period of up to two seconds (= 30 beats per minute). The output pulses are fed to a small speaker via volume control RV2 and buffer transistor Tr1.

LED flashers and alarms

Figures 11 and 12 show how the 555 astable can be used in LED flasher applications, in which the LEDs have equal on and off switching times. With the component values shown, each circuit operates at a rate of approximately one flash per second.

The Figure 11 circuit has a 'double-ended' output: either a single LED, or a number of LEDs connected in series, can be wired between the IC output (pin 3) and ground and between the output and the positive rail. An LED typically 'drops' about 2 volts when on, so several LEDs can be series connected in a circuit that is powered from a 15 volt supply. Resistors R3 and R4 determine the 'on' current of the LEDs.

In this circuit all 'upper' LEDs are on when the 'lower' LEDs are off, and vice versa.

Figure 12 shows how the basic Figure 11 circuit can be modified to give automatic dark-activated operation, so that the flasher activates automatically at night. In this circuit R4-R5-LDR-RV1 are used as a semi-precision light-sensitive Wheatstone bridge which is used to activate the 555 astable via balance detector Tr1 and the pin 4 'reset' of the IC. The circuit operates as follows.

In Figure 12 the astable is normally disabled via R6, which pulls the pin 4 reset terminal of the IC to near-zero volts; the astable becomes active only when pin 4 is pulled to a positive voltage greater than 600mV or so, and this can be achieved only by turning on bridge

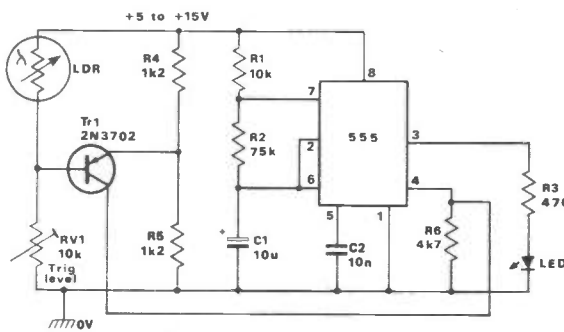
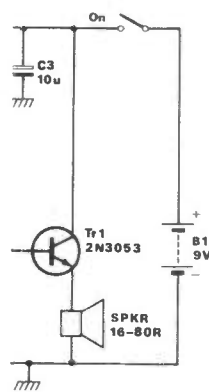


Fig 12 Automatic (dark-activated) LED flasher

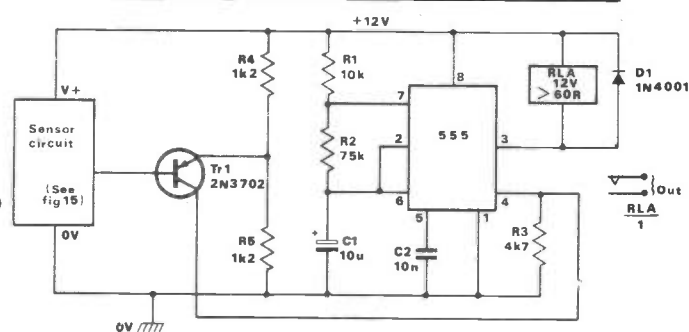


Fig 13 Heat or light-activated relay pulser circuit

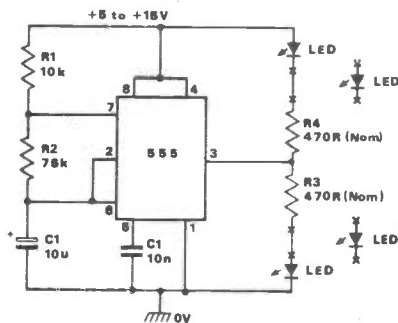


Fig 11 LED flasher with double-ended output

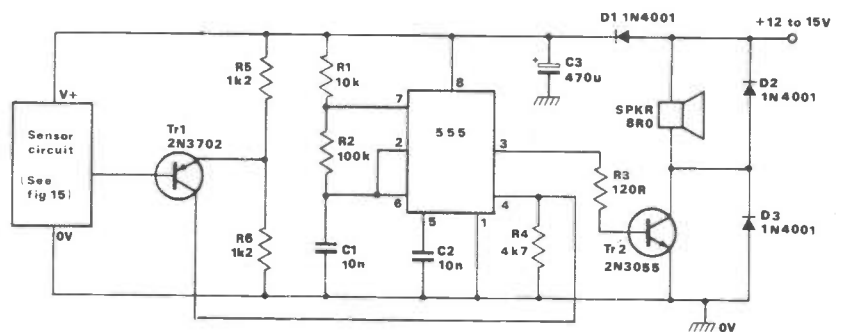


Fig 14 Heat or light-activated medium power monotone alarm

balance detector Tr1. R4-R5 form one arm of the bridge, and apply a fixed half-supply voltage to the emitter of Tr1, and LDR-RV1 form the other arm, which applies a light-dependent voltage to Tr1 base.

Under bright conditions the LDR presents a low resistance; consequently the base-emitter junction of Tr1 is reverse biased and the astable is inoperative. Under dark conditions, on the other hand, the LDR resistance is high, so Tr1 and the astable is biased on. In practice RV1 is simply adjusted so that the astable activates at the required 'dark' level: the LDR should have a resistance in the range 470R to 10k under this condition.

The basic 'precision gating' technique described above can be used to gate a variety of 555 astable circuits to make various useful audible alarms and relay pulsers etc. By transposing the LDR and RV1 positions or replacing the LDR with a negative temperature coefficient thermistor, these circuits can be triggered by increases or decreases beyond preset values in either light or temperature levels. Figures 13 to 15 show practical examples of such circuits.

The Figure 13 circuit is that of an 'automatic' (heat or light-activated) relay pulser. The circuit is powered from a 12 volt supply, and can be used with any 12 volt relay with a coil resistance greater than about 60 ohms. When activated, the circuit pulses the relay on and off approximately once per second: the relay contacts can be used to activate virtually any type of electrically-powered

device (lights, sirens, horns etc).

The Figure 14 circuit is that of a heat or light-activated monotone alarm-call generator. When activated, this circuit generates an alarm tone of about 800Hz at a power level of several watts in an 8R0 speaker via buffer transistor Tr2. Note that the consequent high output currents of the speaker may apply significant ripple voltage to the power supply line, and that D1 and C3 are used to protect the electronic circuitry from the effects of this ripple. D2 and D3 are used to clamp the inductive switching spikes of the speaker and thus protect Tr2 against damage.

Figure 15 shows the alternative sensor circuitry that can be used to automatically activate either of the Figure 13 or Figure 14 circuits. If light-sensitive activation is required, the sensor must be a cadmium sulphide photocell. If the circuit is required to activate when the light level falls to a preset value ('dark' activation), the circuit of Figure 15a must be used; if the circuit is required to activate when the light intensity rises to a preset value ('light' activation), use the circuit of Figure 15b.

If temperature-sensitive activation is wanted, a negative temperature coefficient thermistor must be used as the sensor element. For under-temperature operation, use the circuit of Figure 15c; for over-temperature operation, use the Figure 15d circuit. Whatever type of operation is required (optical or thermal), the sensing element must have a resistance in the range 470R to 10k at the desired 'trigger' level.

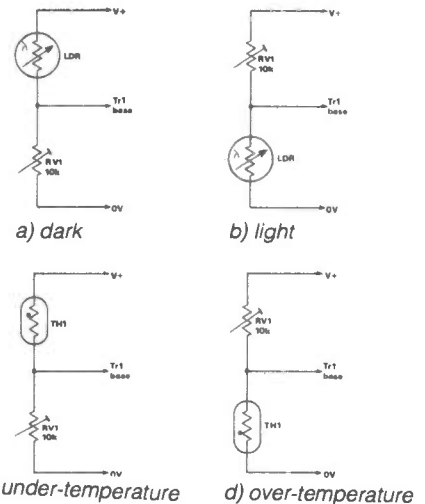


Fig 15 Alternative sensor circuits

Long-period timers

In an earlier part of this '555 applications' mini-series it was shown that a single 555 IC can be used to make an excellent manually-triggered relay-driving 'timer' when connected in the monostable or pulse-generator mode. In practice, however, such circuits cannot be used to generate accurate timing periods in excess of a few minutes, since they would require the use of large values of electrolytic timing capacitor: conventional electrolytic capacitors have very wide tolerance values (typically -50% to +100%), and suffer from large and unpredictable leakage currents, and hence cannot be used to generate accurate timing periods.

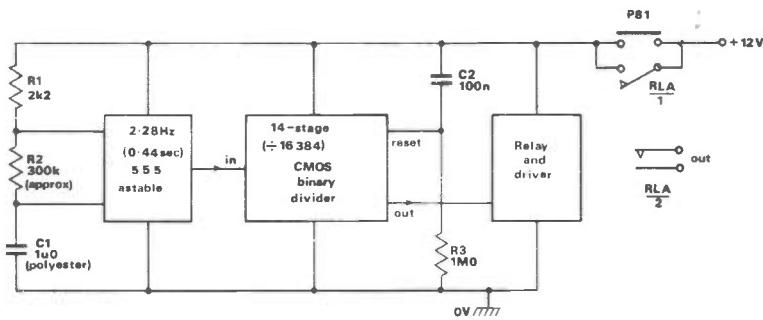


Fig 16 Method of obtaining a 60 minute timing period

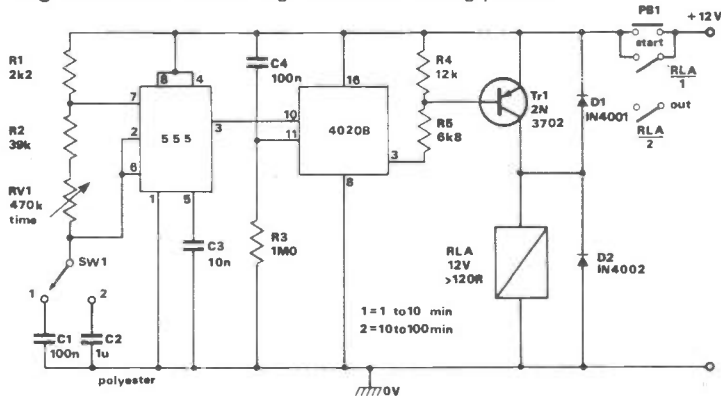


Fig 17 Two-range (1-10 and 10-100 minute) relay-output timer

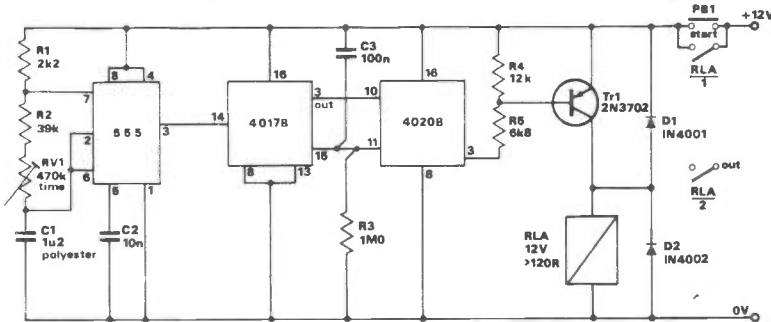


Fig 18 Extra long period (100 minutes - 20 hours) relay-output timer

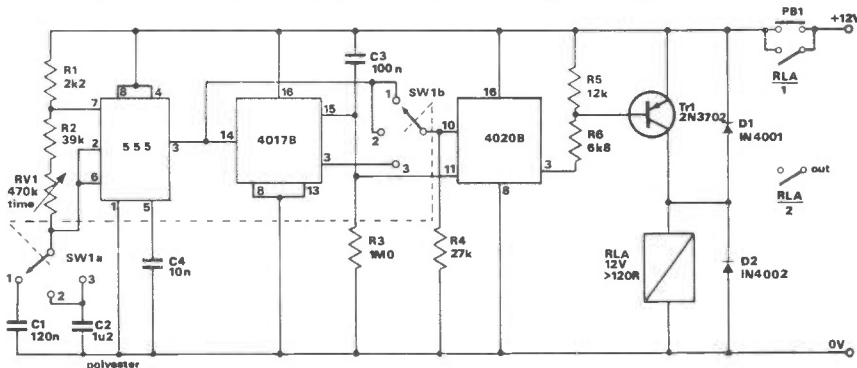


Fig 19 Wide-range timer covering 1 minute to 20 hours

Thus when very long timing periods are required from the 555 IC, the device must be used with a non-electrolytic timing capacitor. *Figure 16* shows, in block diagram form, how this can be achieved, to make a 60 minute relay-driving timer. In this case the 555 is wired in the astable mode, and has its output connected to the relay driver via a 14-stage binary divider IC which gives an overall division

ratio of 16,384.

The action of this IC is such that if its output is set to zero at the start of an input count, the output will switch high on the arrival of the 8192nd input pulse and will remain high until the arrival of the 16,382nd pulse, at which point the output will switch low again, completing the operating sequence. Consequently, the *Figure 16* circuit operates as follows.

The timing sequence is initiated by briefly closing push-button switch PB1: this action connects the supply to the circuit and simultaneously activates the astable and sets the counter to 'zero count' (via C2-R3), thereby driving the counter output low and turning the relay on. As the relay turns on contacts RLA/1 close and bypass PB1, maintaining the supply connection once PB1 is released. This state is maintained until the 8192nd astable pulse arrives at the input of the counter, at which point the counter output switches high and turns the relay off. As the relay turns off, contacts RLA/1 open, thereby disconnecting the supply from the circuit and completing the operating cycle.

Note in this circuit that the astable is required to operate with a cycling period that is $\frac{1}{8192}$ nd of that of the required 'timing' period, ie, 0.44 seconds in this particular case, and that this can be achieved by using a $1\mu 0$ polyester timing capacitor in conjunction with a timing resistor of about 300k.

Practical timer

Figure 17 shows how the above technique can be used to make a practical relay-output timer circuit which spans the range 1 minute to 100 minutes in two overlapping decade ranges. This circuit is powered from a 12 volt supply, and the relay can be any type that has two or more sets of change-over contacts and which has a coil resistance of 120R or greater.

Figure 18 shows how the available time delay of the above circuit can be further increased by simply connecting an additional divider stage between the 555 astable output and the input of the relay-driving output stage. In this particular case a 'divide-by-ten' 4017B CMOS IC is connected between the output of the 555 and the input of the 4020B to give an effective overall division ratio of 81,920, thus making delays in the range 100 minutes to 20 hours available from this single-range timer. Note that both of the divider ICs are automatically reset (via C3-R3) at the moment of switch-on (PB1 closure).

Finally, to complete this edition of *Data File*, *Figure 19* shows how the above circuit can be modified to make a wide range general purpose timer that spans 1 minute to 20 hours in three decade-related ranges. Note here that the 'divide-by-ten' stage is switched into action on the very long period '3' range only.

Next month

In next month's edition of *Data File* we will conclude this 555-applications mini-series by looking at a miscellaneous collection of astable and monostable circuits, and by giving a brief introduction to the '7555' CMOS version of the device.

BAKERS DOZEN PARCELS

All the parcels listed below are brand new components. Price per parcel is £1.00, but if you order 12 you get one extra free.


- 1 - 5 13 amp ring main junction boxes
- 2 - 5 13 amp ring main spur boxes
- 3 - 25 13 amp fuses for ring mains
- 4 - 5 surface mounting switches suitable insulated for mains voltage
- 5 - 3 flush electrical switches intermediate type, will also replace 1 or 2 way switches
- 6 - 5 in flex line switches
- 7 - 4 in flex line switches with neons
- 8 - 2 80 watt brass cased elements
- 9 - 2 mains transformers with 6v 1a secondaries
- 10 - 2 mains transformers with 12v 1/2a secondaries
- 11 - 1 extension speaker cabinet for 6 1/2" speaker
- 12 - 5 octal bases for relays or valves
- 13 - 12 glass reed switches
- 14 - 4 OCP 70 photo transistors
- 15 - 25 assorted germanium transistors OC45 etc
- 16 - 4 tape heads, 2 record, 2 erase
- 17 - 2 ultra sonic transmitters and 2 ditto receivers
- 18 - 2 15000 mfd computer grade electrolytics
- 19 - 2 light dependent resistors similar ORP12
- 20 - 5 diff micro switches
- 21 - 2 mains interference suppressors
- 22 - 2 25 watt crossover units
- 23 - 1 40 watt 3 way crossover unit
- 24 - 250 various screws and self tappers
- 25 - 1 of each water switches - 6p 2 way; 4p 3 way; 2p 6 way; 1p 12 way
- 26 - 2 tape deck counters
- 27 - 1 6 digit counter 12v
- 28 - 1 6 digit counter mains voltage
- 29 - 1 BOAC in flight stereo unit (second hand)
- 30 - 2 Nicad battery chargers
- 31 - 1 key switch with key
- 32 - 2 humidity switches
- 33 - 2 aerosol cans of ICI Dry Lubricant
- 34 - 96 x 1 metre lengths colour-coded connecting wires
- 35 - 4 battery operated model motors
- 36 - 2 air spaced 2 gang tuning condensers
- 37 - 2 solid dielectric 2 gang tuning condensers
- 38 - 10 compression trimmers
- 39 - Long and Medium wave tuner kit
- 40 - 4 x 465 KC IF transformers
- 41 - 8 Rocker Switches 10 amp Mains SPST
- 42 - 6 Rocker Switches 10 amp Mains SPDT
- 43 - 5 Rocker Switches 10 amp SPDT Centre Off
- 44 - 4 Rocker Switches 10 amp DPDT
- 45 - 1 24 hour time switch mains operated - (s.h.)
- 46 - 1 6 hour clockwork timeswitch
- 47 - 2 lever switches 4 pole changeover up and ditto down
- 48 - 2 6v operated reed switch relays
- 49 - 10 neon valves - make good night lights
- 50 - 2 x 12v DC or 24V AC 4C0 relays
- 51 - 1 x 12v 2C 0 very sensitive relay
- 52 - 1 x 12v 4C 0 relay
- 53 - 2 mains operated relays 3 x 8 amp changeovers (secondhand)
- 54 - 10 rows of 32 gold plated IC sockets (total 320 sockets)
- 55 - 1 locking mechanism with 2 keys
- 56 - Miniature Unselector with circuit for electric jigsaw puzzle
- 57 - 5 Dolls' House switches
- 58 - 2 telephone hand sets incorporating ear piece and mike (p)
- 59 - 2 flat solenoids - ideal to make current transformer etc.
- 60 - 5 ferrite rods 4" x 5/16" diameter aerials
- 61 - 4 ferrite slab aerials with L & M wave coils
- 62 - 4 200 earpieces
- 63 - 1 Mullard Thyristor trigger and modules
- 64 - 10 assorted knobs 1/2 spindles
- 65 - 5 different thermostats, mainly bi-metal
- 66 - Magnetic brake - stops rotation instantly
- 67 - Low pressure 3 level switch
- 68 - Heavy duty 4 pole contactor - 24v coil
- 69 - 2 25 watt pots 8 ohm
- 70 - 2 25 watt pots 1000 ohm
- 71 - 5 wire wound pots 10, 33, 50, and 100 ohm
- 72 - 1 1250 watt dimmer Ultra rel SE20
- 73 - 4 3 watt wire wound pots 50 ohm
- 74 - 50 1/3 watt carbon film resistors food spread 10 values
- 75 - 20 2 watt carbon resistors 10 values
- 76 - 30 1 watt carbon resistors 15 diff values
- 77 - 1 time reminder adjustable - 60 mins
- 78 - 5 5 amp bridge rectifiers 400V
- 79 - 4 2a bridge rectifiers 400V
- 80 - 2 10a bridge rectifiers 30V
- 81 - 2 30a panel mounting sydlok fuses
- 82 - 4 porcelain fuse holders and fuses
- 83 - 1 fluorescent choke - your choice - 15, 20, 30, 40 or 65 watt
- 84 - 10 1 mains voltage suppressor condensers
- 85 - 1 mains shaded pole motor 3/4" stack
- 86 - 2 5" ali fan blades fit 3/4" shaft
- 87 - 2 3" plastic fan blades fit 3/4" shaft
- 88 - 1 Mains motor suitable for above blades
- 89 - 1 mains motor with gear box 1 rev per 24 hours
- 90 - 1 mains motor with gear box 1 rev per 12 hours
- 91 - 2 mains motor with gear box 16 rpm
- 92 - 4 fluorescent starters suit 4 - 80 w tubes
- 93 - 4 11 pin moulded bases for relays
- 94 - 5 B7G valve bases
- 95 - 4 skirted B9A valve bases
- 96 - 1 thermostat for fridge
- 97 - 1 infra red fire element 1000 watts
- 98 - 1 motorised stud switch (SH)
- 99 - 5 assorted ferrite shapes
- 100 - 3 ferrite magnets
- 101 - 1 2 1/2 hours delay switch
- 102 - 1 9v mains power supply unit
- 103 - 1 6v mains power supply unit
- 104 - 1 4 1/2v mains power supply unit
- 105 - 5 pin flex plug and panel socket
- 106 - 1 12v vibrating reed beepers
- 107 - 6" speaker size radio cabinet with handle
- 108 - 5 different multi way push switches
- 109 - 10 1/4" spindle type volume controls
- 110 - 10 slider type volume controls
- 111 - 2 musical boxes (less keys)
- 112 - 1 heating pad 200 watts
- 113 - 1 fm front end with tuning condenser
- 114 - 1 1w amplifier Mullard 1172

With most items quantity buyers get good discounts and save on postage costs.

EX-G.P.O. TELEPHONES

Black heavy type	£5.50
Lightweight 746 type	£7.50
Ex-G.P.O. plug	£1.00
Ex-G.P.O. socket	£1.00

SOUND TO LIGHT UNIT



Complete kit of parts for a three channel sound to light unit controlling over 2000 watts of lighting. Use this at home if you wish but it is plenty rugged enough for disco work. The unit is housed in an attractive two tone metal case and has controls for each channel, and a master on/off. The audio input and output are by 1/4" sockets and three panel mounting fuse holders provide thyristor protection. A four-pin plug and socket facilitate ease of connecting lamps. Special price is £14.95 in kit form.

CAR STARTER/CHARGER KIT Fiat Battery! Don't worry you will start your car in a few minutes with this unit - 250 watt transformer 20 amp rectifiers, case and all parts with data £16.50 or without case £15.00, post paid.

4/5A BATTERY CHARGER Transformer and rectifier £3.95 & £1 post, 3 kits £12.

WALL MOUNTING ROOM THERMOSTAT

By Danfoss has a really pretty two tone grey case with circular white scale and dial. Setting temperature from 0 - 30 c - 13 amp 250v contacts. Price £4.60. - 10 for £40.

BLEEPERS 6 or 12v battery or transformer operated, ideal for using in alarm circuits but particularly suitable for car and motor cycle alarms. These give a loud shrill note. Price 69p. 1000 for £345. Jap made.

PRESTEL UNITS

These are brand new

and we understand

tested, came with

manufacturer's

guarantee now void

as the manufacturer

no longer trades.

These originally

sold for over £150.

We offer them

complete, except for

7 plug in i.c.'s and price is only £14.95 (less than the value of the

modern included).

Independent 60 minute memory jogger. A beautiful unit at £2.50.

£13.25. 15v - 1.2A £13.25. 24v - 2A £23

£13.25. 15v - 1.2A £13.25. 24v - 2A £23

£13.25. 15v - 1.2A £13.25. 24v - 2A £23

£13.25. 15v - 1.2A £13.25. 24v - 2A £23

£13.25. 15v - 1.2A £13.25. 24v - 2A £23

£13.25. 15v - 1.2A £13.25. 24v - 2A £23

£13.25. 15v - 1.2A £13.25. 24v - 2A £23

£13.25. 15v - 1.2A £13.25. 24v - 2A £23

£13.25. 15v - 1.2A £13.25. 24v - 2A £23

£13.25. 15v - 1.2A £13.25. 24v - 2A £23

£13.25. 15v - 1.2A £13.25. 24v - 2A £23

£13.25. 15v - 1.2A £13.25. 24v - 2A £23

£13.25. 15v - 1.2A £13.25. 24v - 2A £23

£13.25. 15v - 1.2A £13.25. 24v - 2A £23

£13.25. 15v - 1.2A £13.25. 24v - 2A £23

£13.25. 15v - 1.2A £13.25. 24v - 2A £23

£13.25. 15v - 1.2A £13.25. 24v - 2A £23

£13.25. 15v - 1.2A £13.25. 24v - 2A £23

£13.25. 15v - 1.2A £13.25. 24v - 2A £23

£13.25. 15v - 1.2A £13.25. 24v - 2A £23

£13.25. 15v - 1.2A £13.25. 24v - 2A £23

£13.25. 15v - 1.2A £13.25. 24v - 2A £23

£13.25. 15v - 1.2A £13.25. 24v - 2A £23

£13.25. 15v - 1.2A £13.25. 24v - 2A £23

£13.25. 15v - 1.2A £13.25. 24v - 2A £23

£13.25. 15v - 1.2A £13.25. 24v - 2A £23

£13.25. 15v - 1.2A £13.25. 24v - 2A £23

£13.25. 15v - 1.2A £13.25. 24v - 2A £23

£13.25. 15v - 1.2A £13.25. 24v - 2A £23

£13.25. 15v - 1.2A £13.25. 24v - 2A £23

£13.25. 15v - 1.2A £13.25. 24v - 2A £23

£13.25. 15v - 1.2A £13.25. 24v - 2A £23

£13.25. 15v - 1.2A £13.25. 24v - 2A £23

£13.25. 15v - 1.2A £13.25. 24v - 2A £23

£13.25. 15v - 1.2A £13.25. 24v - 2A £23

£13.25. 15v - 1.2A £13.25. 24v - 2A £23

£13.25. 15v - 1.2A £13.25. 24v - 2A £23

£13.25. 15v - 1.2A £13.25. 24v - 2A £23

£13.25. 15v - 1.2A £13.25. 24v - 2A £23

£13.25. 15v - 1.2A £13.25. 24v - 2A £23

£13.25. 15v - 1.2A £13.25. 24v - 2A £23

£13.25. 15v - 1.2A £13.25. 24v - 2A £23

£13.25. 15v - 1.2A £13.25. 24v - 2A £23

£13.25. 15v - 1.2A £13.25. 24v - 2A £23

£13.25. 15v - 1.2A £13.25. 24v - 2A £23

£13.25. 15v - 1.2A £13.25. 24v - 2A £23

£13.25. 15v - 1.2A £13.25. 24v - 2A £23

£13.25. 15v - 1.2A £13.25. 24v - 2A £23

£13.25. 15v - 1.2A £13.25. 24v - 2A £23

£13.25. 15v - 1.2A £13.25. 24v - 2A £23

£13.25. 15v - 1.2A £13.25. 24v - 2A £23

£13.25. 15v - 1.2A £13.25. 24v - 2A £23

£13.25. 15v - 1.2A £13.25. 24v - 2A £23

£13.25. 15v - 1.2A £13.25. 24v - 2A £23

£13.25. 15v - 1.2A £13.25. 24v - 2A £23

£13.25. 15v - 1.2A £13.25. 24v - 2A £23

£13.25. 15v - 1.2A £13.25. 24v - 2A £23

£13.25. 15v - 1.2A £13.25. 24v - 2A £23

£13.25. 15v - 1.2A £13.25. 24v - 2A £23

£13.25. 15v - 1.2A £13.25. 24v - 2A £23

£13.25. 15v - 1.2A £13.25. 24v - 2A £23



Ex-Electricity Board. Guaranteed 12 months.

VENNER TIME SWITCH

Mains operated with 20 amp switch, one on and one off per 24 hrs. repeats daily automatically correcting for the lengthening or shortening day. An expensive time switch but you can have it for only £2.95. without case, metal case - £2.95, adaptor kit to convert this into a normal 24hr. time switch but with the added advantage of up to 12 on/offers per 24 hrs. This makes an ideal controller for the immersion heater. Price of adaptor kit is £2.30.

EXTRACTOR FANS - MAINS OPERATED

Woods extractor.

5" - £5.75, Post £1.25.

5" Planair extractor

£6.50, Post £1.25.

4" x 4" Muffin 115v

£4.50, 230v

£4.75, Post 75p.

All the above ex-computer,

those below are unused.

4" x 4" £8.50, Post 75p

9" American made

£11.50, post £2.00.

Tangential Blower 10x3

air outlet, dual speed

£4.60, Post £1.50.

£4.60, Post £1.50.

£4.60, Post £1.50.

£4.60, Post £1.50.

£4.60, Post £1.50.

£4.60, Post £1.50.

£4.60, Post £1.50.

£4.60, Post £1.50.

£4.60, Post £1.50.

£4.60, Post £1.50.

£4.60, Post £1.50.

£4.60, Post £1.50.

£4.60, Post £1.50.

£4.60, Post £1.50.

£4.60, Post £1.50.

£4.60, Post £1.50.

£4.60, Post £1.50.

£4.60, Post £1.50.

£4.60, Post £1.50.

£4.60, Post £1.50.

£4.60, Post £1.50.

£4.60, Post £1.50.

£4.60, Post £1.50.

£4.60, Post £1.50.

£4.60, Post £1.50.

£4.60, Post £1.50.

£4.60, Post £1.50.

£4.60, Post £1.50.

£4.60, Post £1.50.

£4.60, Post £1.50.

£4.60, Post £1.50.

£4.60, Post £1.50.

£4.60, Post £1.50.

£4.60, Post £1.50.

£4.60, Post £1.50.

£4.60, Post £1.50.

£4.60, Post £1.50.

£4.60, Post £1.50.

£4.60, Post £1.50.

£4.60, Post £1.50.

£4.60, Post £1.50.

£4.60, Post £1.50.

£4.60, Post £1.50.

£4.60, Post £1.50.

£4.60, Post £1.50.

£4.60, Post £1.50.

£4.60, Post £1.50.

£4.60, Post £1.50.

£4.60, Post £1.50.

£4.60, Post £1.50.

£4.60, Post £1.50.

£4.60, Post £1.50.

£4.60, Post £1.50.

£4.60, Post £1.50.

£4.60, Post £1.50.

£4.60, Post £1.50.

£4.60, Post £1.50.

£4.60, Post £1.50.

£4.60, Post £1.50.

£4.60, Post £1.50.

COMPUTER WAREHOUSE

1000's OF BARGAINS FOR CALLERS

THE 'ALADDIN'S' CAVE OF COMPUTER AND ELECTRONIC EQUIPMENT

RECHARGEABLE BATTERIES

Dry Fit Maintenance FREE by Sonnenschein
A300 07191315 1.2v 3 AH same as RS 591-770 NEW
£13.95 A300 07191202 6.0-6 1.8 AH same as RS 591-
382 EX EQUIP £4.99 Miniature PCB mount 3.6v 100
Mah as RS 591-477 NEW £1.00 SAFT VR2C 1.2v "C"
size NICADS in 18 cell ex equipment pack. Good condition
- easily split to single cells £10.50 + pp £1.90

EX-STOCK INTEGRATED CIRCUITS

2732 ex equip £3.25 27128 - 250ns NEW £12.00.
6116-200 £4.50 6116-250 £3.95
6264LP-150 £22.00 4184-200 £3.50 4864-150 £4.00.
4116-300 £1.20 2114 £1.75 6800 £2.50 6821 £1.00.
68A09 £8.00 68B09 £10.00 68B09E £14.50.
D8085AH-2 £12.00 08086 £20.00 Z80A £2.99.

COOLING FANS

Keep your hot parts COOL and RELIABLE with our range of BRAND NEW professional cooling fans.
ETRI 90XU01 Dim. 92 x 92 x 25 mm Miniature 240 v equipment fan complete with finger guard. £9.95.
GOULD JB-3AR Dim. 3" x 3" x 2.5" compact very quiet running 240 v operation NEW £6.95
BUHLER 69.11.22. 8-16 v DC micro miniature reversible fan. Uses a brushless servo motor for extremely high air flow, almost silent running and guaranteed 10,000 hr life. Measures only 62 x 62 x 22 mm. Current cost £32.00. OUR PRICE ONLY £12.95 complete with data.
MUFFIN-CENTAUR standard 4" x 4" x 1.25" fan supplied tested EX EQUIPMENT 240 v at £6.25 or 110 v at £4.95 or BRAND NEW 240 v at £10.50 1000's of other fans Ex Stock. Call for Details. Post & Packing on all fans £1.60

BUDGET RANGE VIDEO MONITORS

At a price YOU can afford, our range of EX EQUIPMENT video monitors defy competition!! All are for 240v working with standard composite video input. Units are pre tested and set for up to 80 col use on BBC micro. Even where MINOR screen burns MAY exist - normal data displays are unaffected.
1000's SOLD TO DATE
12" KGM 320-321, high bandwidth input, will display up to 132 columns x 25 lines. Housed in attractive fully enclosed brushed alloy case. B/W only £32.95
24" KGM large screen black & white monitor fully enclosed in light alloy case. Ideal schools, shops, clubs etc.
ONLY £55.00 Carriage £10.00

DATA MODEMS

Join the communications revolution with our super range of DATA MODEMS with prices and types to suit all applications and budgets!!
Most modems are EX BRITISH TELECOM and are made to the highest standard for continuous use and reliability RS232C interfaces are standard to all our modems, so will connect to ANY micro etc. with an RS232C serial interface.

DATEL 2B see SPECIAL OFFER centre of this ad
MODEM 13A, 300 baud. Compact unit only 2" high and same size as telephone base. Standard CCITT tones. CALL mode only Tested with data. **ONLY £45.00 + PP £4.50**
MODEM 20-1, 75-1200 baud. Compact unit for use as subscriber end to PRESTEL, MICRONET or TELECOM GOLD. Tested with data. **£39.95 + PP £4.50**
MODEM 20-2, same as 20-1 but 1200-75 baud **£99.00**
TRANSDATA 307A, 300 baud acoustic coupler. Brand new with RS232C interface. **ONLY £49.95**
DACOM DSL2123 Multi Standard Modem, switchable CCITT or USA BELL 103 standard. V21 300-300, V23 75-1200, V23 1200-75 or 1200-1200 half duplex.
Auto answer via MODEM or CPU. CALL or ANSWER modes plus LED status indication. Dim 2.5" x 8.5" x 9" BRAND NEW fully guaranteed **ONLY £268.00 + PP £4.50**
DATEL 2412 Made by SE LABS for BT this two part unit is for synchronous data links at 1200 or 2400 baud using 2780/3780 protocol. Many features include Auto answer, 2 or 4 wire working etc. **COST OVER £800. OUR PRICE £185.00**
DATEL 4800, RACAL MPS4800 high speed good condition **£285.00 CARR £10.00**

HOT LINE DATA BASE

DISTEL ©

THE ORIGINAL FREE OF CHARGE dial up data base 1000's of stock items and one off bargains.
ON LINE NOW - 300 baud, full duplex CCITT tones. 8 bit word, no parity
01-679 1888

MAINS FILTERS

Cure those unnering hang ups and data glitches caused by mains interference
5D5A As recommended by ZX81 news letter. matchbox size up to 1000 watt load **£5.95**
L2127 compact completely cased unit with 3 pin fitted socket Up to 750 watts **£9.99**


Anderson Jacobson AJ510 VIDEO DISPLAY TERMINAL



Made by one of the USA's largest peripheral manufacturers the AJ510 Professional VDU terminal has too many features to include in space available - just a few are: internal Z80 cpu control, very readable 15" non glare green screen, 24 lines by 80 characters, 128 ASCII character set with lower case and graphics, standard RS232C interface, Cursor addressing, numeric key pad etc. Supplied in good **TESTED** second hand condition with full manual **£225.00 + carr £10.00**. Data sheet on request.

A Major company's over production problems, and a special BULK PURCHASE enable TWO outstanding offers.

COLOUR MONITOR SPECIALS



'SYSTEM ALPHA' 14" Multi Input Monitor.

Made in the UK by the famous REDIFFUSION Co. for their own professional computer system this monitor has all the features to suit your immediate and future monitor requirements. Two types of video input, RGB and PAL Composite Video, allow direct connection to most makes of micro computers and VCR's. An internal speaker and audio amplifier may be connected to your system's output or direct to a VCR machine, giving superior colour and sound quality. Many other features include PIL tube, Matching BBC case colour, Major controls on front panel, Separate Contrast and Brightness - even in RGB mode, Two types of audio input, Separate Colour and audio controls for Composite Video input, BNC plug for composite input, 15 way 'D' plug for RGB input, modular construction etc. etc.

This must be ONE OF THE YEAR'S BEST BUYS!!!

Supplied BRAND NEW and BOXED, complete with DATA and 90 day guarantee. **SUPPLIED BELOW ACTUAL COST - ONLY £149.00 + Carr.**

DECCA RGB 80-100 Monitor.

Little or hardly used manufacturer's surplus enables us to offer this special converted DECCA RGB Colour Video TV Monitor at a super low price of only **£99.00**, a price for a colour monitor as yet unheard of!! Our own interface, safety modification and special 16" high definition PIL tube, combine with the tried and tested DECCA 80/100 series chassis to give 80 column definition and picture quality found only on monitors costing 3 TIMES OUR PRICE. In fact, WE GUARANTEE you will be delighted with this product, the quality for the price has to be seen to be believed. Supplied complete and ready to plug direct to a BBC MICRO computer or any other system with a TTL RGB output. Other features include internal audio amp and speaker, Modular construction, auto degaussing 34 H x 24 D, 90 day guarantee. Supplied in EXCELLENT condition, **ONLY £99.00 + Carr.** Also available UN-MODIFIED but complete with MOD DATA. Only £75.00.

Carriage and Insurance on monitors £10.00

SPECIAL 300 BAUD MODEM OFFER

Another GIGANTIC purchase of these EX BRITISH TELECOM, BRAND NEW or little used 2B data modems allows US to make the FINAL REDUCTION, and for YOU to join the exciting world of data communications at an UNHEARD OF PRICE OF ONLY £29.95. Made to the highest POST OFFICE APPROVED spec at a cost of hundreds of pounds each, the 2B has all the standard requirements for data base, business or hobby communications. All this and more!!

- 300 baud full duplex
- Full remote control
- CCITT tone standards
- Supplied with full data
- Modular construction
- Direct isolated connection
- CALL, ANSWER and AUTO modes
- Standard RS232C serial interface
- Built in test switching
- 240v Mains operation
- 1 year full guarantee
- Just 2 wires to comms. line

NOW ONLY £29.95

Order now - while stocks last. Carriage and Ins. £10.00

SAVE £250 SUPER PRINTER SCOOP



BRAND NEW CENTRONICS 739-2

ONLY £199

The "Do Everything Printer" at a price that will NEVER be repeated. Standard CENTRONICS parallel interface for direct connection to BBC, ORIC, DRAGON etc. Superb print quality with full pin addressable graphics and 4 type fonts plus HIGH DEFINITION internal PROPORTIONAL SPACED MODE for WORD PROCESSOR applications. 60-132 columns, single sheet sprocket or roll paper handling plus much more. Available ONLY from DISPLAY ELECTRONICS at the ridiculous price of **ONLY £199.00 + VAT** Complete with full manual etc. Limited quantity - Hurry while stocks last.
Options: Interface cable (specify) for BBC, ORIC, DRAGON or ENTROONICS 36 way pig £12.50 Spare ribbon £3.50 each BBC graphics screen dump utility program £8.60 Carriage and Ins. £10.00 + VAT

HUNDREDS OF PRINTERS EX STOCK FROM £49.00. Call Sales Office for Details.

1 only large CALCOMP 1036 AO 3 pen drum plotter and offline 915 magtape controller. Good working order. **ADD VAT TO ALL PRICES £2500.00.**

EX STOCK

DEC CORNER

- PDP 1140 System comprising of CPU, 124K memory + MMU 16 line RS232C interface RP02 40 MB hard disk drive, TU10 9 track 800 BPI Mag tape drive, dual rack system. VT52 VDU etc. Tested and running **£3750.00**
- BA11-MB 3.5" Box, PSU, LTC **£385.00**
DH11-AD 16 x RS232C DMA interface **£2100.00**
DLV11-J 4 x EIA interface **£310.00**
DLVII-E Serial. Modem support **£200.00**
DUP11 Sych. Serial data i/o **£650.00**
DO200 Dialog - multi RK controller **£495.00**
DZ11-B 8 line RS232C mux board **£650.00**
KDF11-B M8189 PDP 1123+ **£1100.00**
LA36 Decwriter EIA or 20 ma loop **£270.00**
LAX34-AL A34 tractor feed **£85.00**
MS11-JP Unibus 32 kb Ram **£80.00**
MS11-LB Unibus 128 kb Ram **£450.00**
MS11-LD Unibus 256 kb Ram **£850.00**
MSC4804 Obus (Equip MSV11-L) 256 kb **£499.00**
PDP11/05 Cpu, Ram, i/o, etc. **£450.00**
PDP11/40 Cpu, 124k MMU **£1850.00**
RT11 ver. 3B documentation kit **£70.00**
RK05-J 2.5 Mb disk drives **£650.00**
KLBJA PDP 8 async i/o **£175.00**
MIBE PDP 8 Bootstrap option **£75.00**
VT50 VDU and Keyboard - current loop **£175.00**
VT52 VDU with RS232C interface **£250.00**

1000's of EX STOCK spares for DEC PDP8, PDP8A, POP11 systems & peripherals. Call for details. All types of Computer equipment and spares wanted for PROMPT CASH PAYMENT.


DISPLAY ELECTRONICS

All prices quoted are for U.K. Mainland, paid cash with order in Pounds Sterling PLUS VAT. Minimum order value **£2.00**. Minimum Credit Card order **£10.00**. Minimum BONA FIDE account orders from Government Depts., Schools, Universities and established companies **£20.00**. Where post and packing not indicated please ADD **£1.00 + VAT**. Warehouse open Mon-Fri 9.30-5.30. Sat 10.30-5.30. We reserve the right to change prices and specifications without notice. Trade, Bulk and Export

32 Biggin Way, Upper Norwood, London SE19 3XF
Telephone 01-679 4414 Telex 894502 Data 01-679 1888



HEARD ISLAND



PART TWO: In which our hero Jim Smith P29JS and his brave band do battle with fate and the elements!

As the *Cheyne II* made her way southwest the weather got colder and rougher, the 'roaring forties' living up to their reputation. The vessel was a good sea boat and by this time we were all hardy seamen anyway. The exception

was Bob Walsh, who was determined to be seasick all the way to Heard and back. He had a terrible time and seasickness is a very unhappy situation. The *Cheyne II* was built for these sort of seas and with just the right length the bows never went under and the propeller never came out of the water.

other followed soon after. However, the first boat was in trouble – the outboard engine would not start! To avoid wasting time it was towed behind the other and a fair amount of gear was transferred to shore in this manner.


Heard Island looked bleak, felt cold and very damp, and generally lived up to its reputation. The organisation and planning paid off and by noon all were ashore with most of the equipment, and there were no further problems. The weather remained calm and the sea in a moderate condition.

The mountaineers were very helpful and with their muscle and stamina they contributed a great deal to getting all those heavy items up from the hold. With all ashore at Heard Island the mountaineers went back to the *Cheyne II* and a decision was made to drop them off at Mechanics Bay, a spot up the coast which would knock two days off their route to the top of Big Ben from the Atlas Cove area. This decision was meant to be helpful and was taken by the skipper, but it went against my basic principle of all being in the relative safety of the Atlas Cove area. We were to pay for this later, on departure from Heard Island under severe weather conditions.

The rest of the afternoon was spent shuttling everything from the beach up to the various locations. There are some metal buildings on Heard built during a joint expedition in 1970. Two were shared



First impressions



The old ANARE station



One day the sun shone . . . Big Ben

Water, water everywhere . . .

Three days out of Kerguelen the skipper informed me that the vessel was short of water; in fact there were only four more days steaming in the ship. A detour would have to be made to Kerguelen to take on water. We would use valuable fuel to make this detour, but the ship could not do without water.

The stay on Kerguelen was very pleasant and for our part it was nice to get on dry land and walk around again. The French made us very welcome and we all had a very pleasant meal and a great time. Kerguelen treated us to another episode as the *Cheyne II* dragged anchor and went aground – fortunately it was only temporary. Then, with water aboard, the *Cheyne II* was on her way again with Heard Island only a day and a half away.

Heard but not seen

Heard Island was on the ship's radar for hours before we were finally standing off the island waiting for dawn and our landing in the Atlas Cove area. Several meetings and discussions had been held about this moment. Everyone was well briefed in what he had to do. First priority would be to get all equipment ashore and get ourselves secure for the night, and if possible get one amateur radio station on the air.

Dawn finally came and after a 4am breakfast a start was made to getting ashore. The dawn was misty but the sea calm as we made our way into Atlas Cove and dropped anchor. A great deal of unwrapping of dinghies and opening of the hold etc kept us all busy. By 7am our first dinghy was in the water and the



Home, sweet home!



Amateur radio station



The power house

between the scientists and film crew and the other, about 400 metres away, was used by the amateurs. These buildings are very bleak – really only metal shells – but they did afford some protection from the biting wind and the cold rain and drizzle. Our building had no door, the hinges having long since rusted through.

So it was in these conditions that we had to get organised and try to get as comfortable as possible. All attempts were made to get a station on the air and we were reasonably successful in that first night. In the process we lost the 'Minooka' special antenna, which collapsed in wet and windy conditions before it was fully assembled. An 18AVQ was finally erected and the first VK0JS station was on the air.

Holding up the antennae was a problem as the top soil was not at all what we thought and was only an inch or so of top sand with hard rock underneath. Large areas of *Azerelia* clumps were used, and by double or triple staking all antennae remained in position despite the stormy conditions.

Band conditions were terrible and it was with great effort that the score of radio contacts gradually crept upwards. Any band open was always used but it was not very often that we managed to get two or more stations on the air – it was very frustrating.

A total of 150 contacts on 10 metres is an example of propagation from Heard

Island. However, some 14,000 contacts with 138 countries was the final score, a lot less than expected but nothing could be done about that. Several notable firsts were made: first YL operation (Kirsti VK0NL), first RTTY, first slow-scan, first satellite QSO, etc. We were also on six metres, but nothing to report here.

Daily skeds with the mountaineers kept us informed of their progress and gradually the scientists got through their work programme. The weather remained fairly warm and reasonably pleasant, but the operating was not the easiest: it seemed impossible to keep warm, as the nights were very long and cold. A real challenge to be sure.


Endless CQs

I think it is fair to say that we were easy to work, or perhaps more correctly we were always there for you to try, using the same frequencies each time. Endless CQs ensured that we opened the bands and we didn't leave them until they were closed. The pile-ups were very big with a lot of QRM on our channel: you know, the usual 'policeman', what is your call etc. This seems to be normal these days and a great pity, especially under the sort of conditions we had.

Up to the last couple of days the weather had been reasonably kind, but Heard Island decided to remind us all that its reputation was for real. The mountaineers got within six hours of the top of Big Ben. They sat in soaking clothes and wet tents waiting for the cold freeze that would allow them to reach the top. The days ran down towards departure, although it was always part of the agreement that we could stay a couple of days longer (subject to paying, of course). However, the attempt was finally beaten by the weather.

Gradually, unwanted items were carried down to the beach and stockpiled for our departure time, anything to take some of the strain away from the reloading of everything onto the *Cheyne's II*. The barometer headed down

to 950mB in a very short time and then Heard Island was hit by a major storm. There was no question of getting on board the vessel, as in fact she was also in some trouble and getting up steam to keep under way for the storm.




The three-bander




A kitchen, believe it or not




Coffee break



Cheshire cat impression from a local



Emergency power for the freezer



HIDXA philatelic covers were produced and made available at A\$5 each to help recover some of the expense of the expedition

Once back on *Cheyne II* the trip seemed virtually over, but you may remember that our mountaineers were still in the Mechanics Bay area and they had to be collected before we left. As we rounded the point with our dinghy in tow, the line broke, the boat was swamped, and it headed for the bottom of the ocean. All attempts to retrieve it failed and help from another ship was required to get our mountaineers off the island.

The *Cheyne II* was short of fuel and water. Arrangements had been made with the owner to rendezvous and take on fuel and water about 600 miles south of Albany. After two days of steaming the skipper shut down the engine and we started to sail. I use the word lightly, but that is exactly how we travelled 855 nautical miles in 368 hours and at an average speed of about 2.32 knots. It was frustration at its worst, since it was impossible to tell whether we were moving or not.

A hitch-hiker

Only after a period of a few hours and a check of our position with the satellite navigator could we tell if we had moved and in what direction. There was little or no wake, and even an albatross gave up and waited in the water until we drifted past before taking off again to land ahead of us, and repeat the process. At one point we were going so slowly that a penguin walked aboard. Our penguin experts did some studies, weighed it, and then sent it back on its way.

The most frightening experience for me was to be woken at about 3am with the *Cheyne II* 'gybing'. That is to say that since the vessel was fixed-rigged a sudden change in the wind direction meant that the vessel had to follow (a yacht gets round this by swinging the boom). So the boat became its own boom and turned in its own length at a very



Saxon Onward arrives to help

alarming angle. I was convinced that this was it and that we were heading for the bottom of the ocean.

This early awakening remains vivid in my mind and I don't think I would like the moment repeated.

Up periscope!

Finally we got up steam again to meet our projected rendezvous and it was good to be moving. The Southern Ocean is not the place to be on a dead ship and I suppose we were lucky that we did not have a major storm. The *Cheyne II* is a terrific sea boat as I have said, very safe and low in the water (built in 1947 for a Norwegian whaling company), but sometimes we thought we were on a submarine.

The rendezvous was a tremendous let down with the owner coming with a tow line instead of fuel and water. So it was back to slow plodding hours as we made our way towards Albany. The weather got warmer and spirits began to soar and we were all looking forward to getting back. The journey back finally took 27 days and was a real marathon.

Then it was back in Albany with a great deal of work to be done unloading and arranging for all our borrowed items to be returned. Since we had started at Hobart it meant a lot of extra expense to get items shipped across Australia to their eventual destination. Once again the mountaineers came to my rescue and I am grateful to Bruno, Leopold, Walter and Werner for their assistance in clearing the *Cheyne II*. It was a gruelling couple of days and finally Kirsti and I split resources and she returned to Hobart to tidy up there. I returned to Norfolk Island and the mountain of mail and not a few problems after being away for almost four months.

And finally

For myself I would like to thank those who helped and waited. It was a long wait but then Heard Island is not the easiest of places to get to. Financial considerations have always been the problem and it was not until we secured the means of transport that we could really feel that we were on our way. Once there it was certainly worth it!



Stores had to be moved back from the water's edge as the severe gale force winds were driving the sea up the beach of Atlas Cove way over the normal water line. Kirsti was blown off her feet and I started to chase a bag of gear careering across the sand. The black volcanic sand was being driven everywhere and was very painful as it stung every exposed part of the body. Finally everything was moved back and as things happened we had one more night on the island – but it could have been longer.

Last moments on the air

Meanwhile back in the shack VK0JS was on the air for a little longer. The change in the weather had been sudden and violent. We had time to reflect in the last few days on just how lucky we had been as we investigated Atlas Cove. Looking over the old buildings of the ANARE, we wondered how the old expeditioners of '47, '48 and '50 had fared.

We had gone on little field trips ourselves when the bands were quiet, looking over the old sealing areas used before the days of ANARE, and realised that their days must have been incredibly harsh. Yet Heard Island is unique, Big Ben dominating Atlas Cove and like Mount Fuji always presenting a different face when the cloud cover allows a glimpse – those early morning sights of the mountain, enormous and beautiful!

Next morning with the storm abated somewhat a start was made to getting back on the *Cheyne II*. Most of the morning was spent dismantling antennae and so on, all helping get things down to the beach and gradually on board ship. This journey back to the ship was one of the scariest times as the swell was enormous.


HIDXA ACHIEVEMENTS

- The association replaced the automatic weather station for the Antarctic Division and returned the old unit for inspection and evaluation.
- The automatic weather station used by the Glaciology Section, Antarctic Division was recovered and returned to Australia.
- Weather observations every four hours each day for the Department of Meteorology, Melbourne were transmitted to the Australian mainland.
- Took bird sightings each hour of daylight and logged types and numbers etc.
- Air samples were taken for CSIRO Canberra etc.



Hitachi Oscilloscopes

performance, reliability, value and immediate delivery!



Hitachi Oscilloscopes provide the quality and performance that you'd expect from such a famous name, with a newly-extended 14 model range that represents the best value for money available anywhere.

V-212/222	20MHz Dual Trace	V-650	60MHz Dual Timebase
V-223	20MHz Sweep Delay (illustrated)	V-1050	100MHz Quad Trace
V-209	20MHz Mini-Portable	V-1070	100MHz Four Channel
V-422	40MHz Dual Trace	V-1100	100MHz DMM/Counter
V-423	40MHz Sweep Delay	V-134	10MHz Tube Storage
V-509	50MHz Mini-Portable	VC-6015	10MHz Digital Storage
		VC-6041	40MHz Digital Storage

Prices start at just over £300 plus vat and that includes a full 2 year warranty. We hold the range in stock for immediate delivery.

For colour brochure giving specifications and prices ring (0480) 63570
Thurby-Reltech, 46 High Street, Solihull, W. Midlands, B91 3TB.

QUARTZ CRYSTALS

STOCK CRYSTALS

CRYSTALS FOR 2 METRES
 HC25 £2.15 FOR ONE CRYSTAL
 HC6 £2.15 FOR ONE CRYSTAL

TX CRYSTALS
 HC6/U 8MHz 30PF
 HC25/U 12MHz 30 & 40PF
 HC25/U 18 MHz 25 & 20PF
 HC25

RS CRYSTALS
 44MHz SERIES RES
 44MHz SERIES RES
 14/15 MHz 20 & 30PF
 SCANNER XTLS (NOT SR9)

CHANNELS IN STOCK
 RO TO R7 S11, S20 TO S23
 RO TO R7 S8, TO S23 & S32
 RO TO R7 S8, TO S23 & S32
 RO TO R7 S8, TO S23 & S32

full list available on request, please send SAE

4 METRE CRYSTALS FOR 70.26 IN HC6/U AT £2.40 each
 TX 8.78250 RX29.78000

70CM CRYSTALS £5.00/pr or £2.50 each
 For Pye PF1 PF2 & PF70 series Wood & Douglas and FDK MULTI U11
 SUB (433.2) SU20, RB0 RB2 RB4 RB6 RB10 RB11 RB13 RB14 RB15
 ALSO for MULTI U11 ONLY SU16 SU18

CONVERTER CRYSTALS IN HC18/U AT £2.85 each.
 22,000, 38,666, 42,000, 70,000, 96,000, 101,000, 101,500, 105,666, 116,000

FREQUENCY STANDARDS £2.75 each
 HC6/U 10000kHz 3.50MHz 5.00MHz 10.00MHz 10.700MHz
 also HC6/U 445KHz £3.25 each
 HC18/U 1000kHz 7.00MHz 10.70MHz 48.00MHz 100.00MHz

TONEBURST, I.F. & MPU CRYSTALS IN HC18 £2.25 EACH
 7.168MHz (For 1750 HZ Tone), 10.245 (for 10.7 IF)
 3.2768 5.0688 14.3180 15.00000

YAesu CRYSTALS for FT101's FT901 & etc £4.000 each
 Many available ex stock (A list is available on request pse send SAE)

MADE TO ORDER CRYSTALS

FUNDAMENTALS	OVERTONES	PRICE	DELIVERY	PRICE
FREQUENCY RANGE	FREQUENCY RANGE			
5 TO 50kHz	21.00 TO 65.00MHz	£21.00	3rd OVT	£4.55
50 TO 150kHz	60.00 TO 110.00MHz	£11.00	5th OVT	£5.10
150 TO 500kHz	110.00 TO 125.00MHz	£7.80	5th OVT	£7.40
150 TO 999kHz	125.00 TO 175.00MHz	£11.90	7th OVT	£10.00
1 TO 1.5MHz		£10.75		
1.5 TO 2.0MHz		£5.10		
2.0 TO 6.0MHz		£4.75		
6 TO 21MHz		£4.55		
21 TO 25 MHz		£6.50		

Unless otherwise requested fundamentals will be supplied for 30pf load capacitance and overtones for series resonant operation.

HOLDERS: PLEASE SPECIFY WHEN ORDERING — else HC25/U supplied for XTLS above 3MHz HC13/U 6-200kHz HC6/U & HC33/U 170kHz — 175MHz HC18/U & HC25/U 2-175MHz

DISCOUNTS: Price on application for 10 + units to same frequency/spec. or bulk purchase of mixed frequencies. We supply FREE xtals for use in UK repeaters.

COMMERCIAL CRYSTALS: available on fast delivery and at competitive prices. Please send for list stating interests

EMERGENCY SERVICE: for XTALS 1 to 125MHz. Add the surcharge for each XTAL. Days refer to working days 4 days + £12, 6 days + £7, 8 days + £5, 13 days + £3

CRYSTAL SOCKETS HC25 £0.20 ea. HC6 £0.25 ea. MINIMUM ORDER CHARGE £1.50 unless ordered with crystals

TERMS: Cash with order post inc. to UK & Ireland. Cheques & PO's to QSL LTD
 A stamped addressed envelope with ALL enquiries please.

Telephone: 01-318 4419 24 Hr Ansafone Dartford (0322) 330830
Telex: 8817271 GECOMS — G (Attention QUARTSLAB)

TECHNICIAN ENGINEERS

COMMUNICATIONS AND ELECTRONICS

A Planned Career in Technology in the Cotswolds

Salaries up to £11,445

- **VACANCIES** at both **TECHNICIAN ENGINEER** and **ENGINEERING TECHNICIAN** level.
- **CHALLENGING WORK** in the development and support of highly sophisticated communications and computer systems.
- **OPPORTUNITIES** for gaining experience in a wide variety of technical roles.
- **EXTENSIVE ENGINEERING FACILITIES**

- **CAREER PLANNING** aided by regular assessments of performance.
- **ADVANCEMENT** opportunities on the basis of proven ability.
- **OVERSEAS** service (voluntary).
- **FLEXIBLE** working hours with up to six weeks leave.
- **RELOCATION EXPENSES** in most cases.

Applicants for the higher grade of **TECHNICIAN ENGINEER** should normally possess a BTEC Higher National Certificate/Diploma in electronics or other relevant subject; or a City and Guilds Full Technological Certificate, or an equivalent qualification. An aggregate of at least 8 years relevant training and

experience is required. Registration as a Technician Engineer (T.Eng) would be an advantage. **Salary Scale: £9,113 — £11,445**
 Applicants with BTEC ONC or equivalent and at least 4 years relevant training and experience are eligible for posts at the **ENGINEERING TECHNICIAN** level for which a structured training programme is provided. **Salary Scale: £6,599 — £9,135**

INTERESTED? Then for either post send for full details and application form to the address below, quoting Ref: T/6523/85



THE RECRUITMENT OFFICE, GCHQ, ROOM A/1108
OAKLEY, PRIORS ROAD, CHELTENHAM, GLOS GL52 5AJ
OR TELEPHONE (0242) 32912/3

ATV ON THE AIR

Presented by
Andy Emmerson G8PTH

Another three months past and loads of letters, for which I thank you. No major openings though (as far as I'm aware), so it's all down to the normal type of ATV activity, ie patient experimentation and local contacts - and what's wrong with that?! Anyway, down to business: let's pull some letters out of the file, starting with 70 centimetres.

Les Gibson G3RCX, who hails from Thorpe Bay, near Southend in Essex, writes that he is at last on the air. Video QSOs include Robin G4DVJ, Jim G6CVB and others. Les has a Microwave Modules transmitter and wants to get up to 50 or 100 watts. What, he asks, is the best compromise between watts out and power supply amps in? Would a 100W solid state PA offer much advantage over a 50W one? My answer to question one is £££ and to question two a resounding *no* - the extra power will barely add one P point to your report!

Experience sadly relates that solid state PAs are a disappointment for many people: they tend to require expensive power supplies, and then their owners do not monitor the output signal with a 'scope. The net result is a signal composed of all video and no syncs. Furthermore these PAs are not linear when run flat out, so you *must* reckon on derating them by at least a third to pass video linearly.

The best bet by far is to look for a secondhand EDL-432P (£50-75) or some

similar device using a 2C39 valve: this will be guaranteed linear and will pass a full bandwidth TV signal. With a nice built-in high voltage power supply, it won't require a second mortgage for a 20 amp 12V PSU, either.

An eyewig writes

Monday night is ATV night in the Edinburgh and Fife area, writes Alastair Downs GM6NEI. He says that he has a half watt/half not transmitter - sounds fun! Moving down to Bristol, ATV is on the list of sideshows for the celebrations marking the 150th anniversary of the founding of God's Wonderful Railway. By the time you read this GB2GWR should have transmitted colour pix from Temple Meads station, helped by Matthew G6OCV, Phil G6SPA and Peter G8WAX.

'I am Mervyn the eyewig', writes the now licensed G1MDD from Upton Bishop near Ross-on-Wye. Mervyn visited Dave ZL1LH in New Zealand and came away with a set of PCBs for SSTV as well as seeing his collection of old radios and gramophones. Back home Mervyn has devised an interesting gadget in his shack. This uses a convex shop security mirror, about two feet in diameter, placed at one end of the shack. He is able to point the camera at it and with the aid of zoom give an excellent view of the proceedings, without a wide angle lens and with everything in focus.

From Albany, Auckland M J Sheffield

ZL1ABS writes of his first two-way contact with Wayne ZL1TVW. He also operated in the NX VHF-UHF contest with Ian ZL1TOQ under the call ZL1TVW: in this contest there is a 100km minimum contact rule, which made things more difficult and restricted them to one hookup. MJ hopes to recruit more members to ATV - well done!

Jeff G8PX writes again from Oxford and informs us that G3UMF, G8PQG and he are on the air with TV most weekends. G6AQC is QRT pending aerial repairs and G0AFY, G1AAU and G6YTW have receive converters. G8SIN is also assembling a station, so there is enough activity for a local ATV group thinks Jeff.

Continental DX via GB3VR

On the next band up activity through GB3TV is on the increase, and Dave G4FRE claims to have heard 'that 23cm thing from Dunstable' at Felixstowe. Indeed, rumour has it that both TV and VR were visible simultaneously one night in London, so perhaps there was a lift after all.

Mentioning GB3VR reminds me that Roy G4WTV claims the first foreign TV contact through a repeater. No prizes for guessing the repeater, nor for that matter the call of the contact (yes, F1EDM...). Date not recorded but early 1985.

On 2 March Nick G4WHO (Wimborne) had a full duplex vision QSO with Garry G4CRJ (High Wycombe). Nick sent 10 watts of 70cm vision to an 18 element Parabeam plus 50mW audio on SU8 into a Slim Jim. Garry had just half a watt of sound and vision on 23cm, but this was sufficient for P4 pictures (perhaps there was a lift then). Nick has a good location and finds he can regularly work Garry on 24cm: he can also see Mike G8LES from his new Hampshire eyrie under flat conditions, a distance of 60 miles.

In Bristol Shaun G8VPG has been



An informative caption from PE1AGA. Why not send your photos?



John 'QRO' G8MNY from South London. Photos by Ryn Muntjewerff

working Chris 'Ancient Modulation' G8GLQ over a 13km obstructed path: Chris was slope detecting. GB3UT is in this part of the world and I am informed that the aerials, receiver and video processing are now complete and the rest is progressing nicely.

In Kent several of the east Kent gang have built GaAsFET preamps and seem well satisfied. Ron G6GHP finds the performance of the BATC FM demodulator can be improved with a preamp. He uses the 26dB gain two-stage tunable one published in Roger Bunney's DX-TV paperback (G3YQC has found that the Wood & Douglas IF board also benefits from an IF preamp).

Latest Kent viewer is Roy G6OKB at Minster-in-Thamet, reports Ron. Ron has also had a P3 report from John G3OGX over the water in Essex: he was able to give John a P2 for his 100mW! Current roster down there is G4AYT (200mW, 1250MHz), G6XYY (1.25W, 1255MHz), G6GHP (6W, 1245MHz) all FM into 20-turn helical antennas.

Duplex in the West Midlands

In Atherstone (Warwickshire) John G6EHJ has a 500ft asl site from which he gets a P5 FM picture over the 20 miles to G3DFL. Transmitter is a Fortop (2 watts)

and antenna is JVL ('very narrow beam-width'). Geoff transmits back from Smethwick on 70cm, giving full duplex QSOs.

Some lonely lads in Norfolk are looking for 24cm TV contacts outside their locality: they are Laurence G6DPL and Malcolm G8ZLT, both in King's Lynn. In Oxford G8PX has built a 24cm TV transmitter and is currently browbeating Alan G3UMF to get on 24cm.


Final microwave letter is from Peter G3PYB in Thorner, Yorks. From his home about 4 miles south of Wetherby he has established a path to Peter G4RNA at Bradfield near Sheffield. The 50km path is not optical but even with modest antennas (15/15 J-Beam and narrow-band Tonna) the pictures are promising. Radar is no problem says 'PYB, but 'RNA's 1200 elevated site (1200ft) does give him trouble at times. Power at the PYB end is 20W on 1280MHz with a W&D receive system and often a sub-1dB NF GaAsFET preamp. Intercarrier sound is planned as well as wide deviation audio on the vision frequency, when TV is not in use, for duplex working.

G4RNA has 40 to 50W output and plans to mount the PA at masthead, which should help. Aerials are long helical and a 4ft grid dish. They have both relayed

from 24cm to 70cm, without too many problems. 'PYB has a high-ERP 10GHz Tx and a suitable Rx system (FM of course); he hopes to go out portable with a 4ft dish, assuming he can find some contacts, but there is considerable interest in 10GHz in Yorkshire and Lincolnshire.

SSTV news - not much!

SSTV now. Chris Lewis G6ACL writes from Loughborough in Leicestershire that he has been experimenting with the Scarab Systems SSTV program for the Sinclair Spectrum. This, he finds, will resolve a 32 second frame. The program will scroll down the page and when full will start at the top again. When this occurs Chris stops the tape and prints the first screen, then runs the pre-recorded tape and allows the program to fill another screen and output to the Spectrum printer.

Chris sent a print to prove it, though it is not really suitable for reproduction here. He says the program tracks the slower scan frequencies perfectly and recommends it highly. Chris also reminds us that 144.500 is the SSTV calling frequency and not the RTTY or ATV talkback channel, nor the Worked All England Squares Contest channel, nor 'See you one meg down [from S20]'. 

AFFORDABLE ACCURACY QUALITY MULTIMETERS FROM ARMON

ANALOGUE

HM-102BZ
10ADC Range, 20KΩ/VDC,
Buzzer, Battery Test Scale
£13.00

19 measuring ranges

HM-102R
Low end voltage & current
ranges, Jack for Audio o/p
Voltages **£11.00**
20 measuring ranges.

HM-1015
Rugged, Pocket sized meter,
for general purpose use
£7.50

16 measuring ranges

Battery, Test Leads and
Manual included with each
model.

DIGITAL


HC-6010 0.5% Accuracy.
Standard Model **£33.50**

HC-5010T 0.25% Accuracy.
TR Test Facility **£39.50**

All models have full
functions and ranges and
feature:


- 3½ digit 0.5" LED display
- Low battery indication
- Auto zero & Auto polarity
- ABS Plastic Casing & Tilt
Stand
- DC AC 10amp Range
- Overload Protection on all
ranges.
- Battery, Spare Fuse, Test
Leads and Manual

HM 102 BZ
£13.00



HM 1015
£7.50

HC 5010
0.25% accuracy
£36.50
rotary



HC 7030
0.1% accuracy
£39.50
push button

FULL DETAILS ON APPLICATION FROM:-

ARMON ELECTRONICS LTD

DEPT U HERON HOUSE, 109 WEMBLEY HILL ROAD,
WEMBLEY, MIDDLESEX HA9 8AG

TELEPHONE 01-902 4321 TELEX 923985


PLEASE ADD 15% to your order for VAT. P&P Free of
charge. Payment by cheque with order
Offer applicable to mainland UK only

Trade enquiries invited

Please allow 28 days for delivery



The CM1600 Measurement and Control Interface from IMS Electronics



Unique construction allows flexibility
Four module positions, each with four channels

Each module may be selected from an ever increasing list including:

- $\pm 10V, 1V, 100mV$ inputs
- ± 10 volt outputs
- Thermocouple inputs (linearised)
- Relays (mains rated)

16 bit resolution. Gain ranges software selectable
Z80 MICROPROCESSOR BASED

CHOICE OF IEEE-488 or RS 232C INTERFACE as standard allowing connection to almost any computer

The CM1600 allows the flexibility of a rack based system for the price and convenience of a bench top instrument

Optional extras include:

- Dot matrix panel printer (as illustrated)*
- 32K RAM for assistance in data acquisition*



IMS Electronics

Unit R6, Riverside Industrial Estate, Bridge Road, Littlehampton, West Sussex BN17 5DF

SALES TELEPHONE (0903) 723492

MICROBOX II THE 6809 SINGLE BOARD COMPUTER THAT YOU BUILD YOURSELF

VIDEO OUTPUTS KEYBOARD PORT PRINTER PORT SERIAL PORT SERIAL PORT

SYSTEM EXPANSION BUS

BATTERY BACKED REAL-TIME CLOCK/CALENDAR

128KBYTES SHARED MEMORY RAMDISC
HIGH SPEED SILICON DISC ACTS LIKE A STANDARD 'FLEX' DISC

ALPHANUMERIC DISPLAY
108 x 24 CHARACTER FORMAT.
USER DEFINABLE CHARACTERS.
STANDARD VDU CONTROL FUNCTIONS

EXTREMELY FAST, VERY HIGH RESOLUTION GRAPHICS
768 x 576 MONOCHROME DISPLAY
HARDWARE VECTOR GENERATION BY ADVANCED NEC7220 DEVICE. LINE, POINT, ARC, PATTERN, TEXT, AREA FILL ETC.

POWERFUL 68B09E 8/16 BIT MICROPROCESSOR

SYSTEM SUPPORT MONITOR (8KBYTES) containing:
DISC AND INPUT/OUTPUT DRIVERS
GRAPHIC PRIMITIVES
TERMINAL EMULATOR
UTILITY AND DIAGNOSTICS
"FLEX" BOOT AND CONFIGURE

60KBYTES USER MEMORY

FLOPPY DISC INTERFACE
SUPPORTS SINGLE OR DUAL, 40/80 TRACK, SINGLE OR DOUBLE DENSITY DISC DRIVES

EPROM DISC (AND PROGRAMMER)
HIGH SPEED READ ONLY SILICON DISC ACTS LIKE A STANDARD 'FLEX' DISC PROVIDES 'INSTANT' SOFTWARE

***NOTE:** MICROBOX II WILL BOOT 'FLEX' FROM ANY STANDARD SYSTEM DISC.

Micro Concepts



Ex VAT

**BARE PCB's AND DOCUMENTATION
+ SYSTEM SUPPORT MONITOR
+ SYSTEM UTILITIES DISC – £95.00
FLEX + EDITOR + ASSEMBLER £75.00**

8 SKILLICORNE MEWS · QUEENS ROAD · CHELTENHAM · GLOUCESTERSHIRE GL50 2NJ

Telephone: Cheltenham (0242) 510525

MEDIUM WAVE



DXING by Steve Whitt

It is a sad fact that time is a limited commodity as far as the DXer is concerned – particularly for those who have to fit a full time job around their DX activities! There are a number of ways of using the available time to the best advantage which basically come down to knowing when to listen for a particular station or for a specific area of the world. To make this decision one needs to know station broadcasting hours, sunset and sunrise times at the distant station and seasonal time zone variations.

Firstly, as I have mentioned in this column before, the best source of information about broadcasting hours is probably the *World Radio TV Handbook*. As an example, it reveals that in order to DX the Caribbean one should listen before 0400hrs GMT since many stations in this region sign off around this time.

Secondly, it is essential for the MW-DXer to understand the significance of sunset and sunrise times in order to choose the best listening times. At night MW radio signals propagate over great distances via the 'skywave', which is a

radio wave that has been reflected back to the earth from the ionosphere; during the hours of daylight the properties of the ionosphere change so that MW signals are absorbed rather than reflected. For skywave propagation to occur it is essential that the Great Circle path between transmitter and receiver is in darkness; it is for this reason that the DXer can often hear American stations after midnight GMT.

The table shows the sunset times for various locations across the Atlantic and these indicate the earliest time that stations in the target area are likely to be heard. Equally, DX is unlikely to be heard after sunrise at the receiver site, therefore the table also includes the sunrise time for London. Exact times are only given for the beginning of the month, but times for intermediate dates can be interpolated with reasonable accuracy.

Moving onto the last point, at the moment the whole of Europe is operating summer time, which is GMT+1 in Britain and Eire and GMT+2 on the Continent. The change back from summer time is not yet co-ordinated and Continental time reverts to GMT+1 on 29 September whilst Britain and Eire change back to GMT on 27 October. Since African countries do not operate summer time, there is a good DX window during the summer from about 2200hrs, when many European stations close down, until 2400hrs when many African stations sign off. In fact September is often very good for Afro-DX, and stations worth looking for include ORTS Dakar, Senegal on 765kHz, Ouagadougou, Burkina Faso (formerly Upper Volta) on 747kHz and RDN Conakry, Guinea on 1404kHz. Additionally the month of October is convenient for pre-dawn DX to the Americas since Continental stations will be signing on at about the same time as British stations, rather than an hour earlier as is normal.

Starting point

Whilst on the subject of timekeeping there are two related items that can be very useful to the DXer and are highly recommended for the novice.

Firstly, I would recommend that every MW-DXer keep some sort of logbook, preferably a book set aside specially for

this purpose, in which all relevant information about stations can be noted as they are heard. One can then pick out the important information that needs to be included in a reception report to a station. Furthermore you now have a useful record of your DX activities that can be referred to at a later date.

Secondly, I would suggest that every DXer should have a cassette recorder permanently linked to their main receiver (remember it doesn't need to be hi-fi); a tape recording of a weak signal is invaluable when it comes to extracting station IDs and other information.

A further benefit is obtained by combining an electronic time-switch with the cassette recorder, thus allowing stations to be recorded at times that would normally be considered inconvenient for listening. Some time-switches are available with digital clock read-outs and facilities for several on/off times accurate to the nearest minute, and although these may cost in the region of £20 they soon become invaluable.

For the last few months I have included some listening tips for the newcomer to the MW band, which have mainly been European English language programmes. This month's listening tips bring the total to 22, but if you missed the previous issues of *Radio & Electronics World* there is no need to worry, since all the information (and much more) is available in a publication called *European English Language Broadcasts on MW*, which can be obtained from the Medium Wave Circle for 50p including postage. Send your money to Harold Emblem, 6 Pratt Lane, Mirfield, W Yorks WF14 9LX. Once again all times given are GMT/UTC and are valid till October.

792kHz VOA Kavalla, Greece 0400-0430
1233kHz Trans World R, Cyprus 2115-2130 (not easy)
1359kHz R Berlin Int, GDR 2115-2200

DX FILE

This month we start with a very interesting report submitted by A Walmsley of Blackpool, who has been using a Realistic DX400 receiver to good effect. With just a 7 metre loft aerial he logged the following stations at the end of May:

- 590 VOCM St Johns NF @ 0014
- 1010 WINS New York NY @ 0314
- 1050 CHUM Toronto ON @ 0240
- 1050 WHN New York NY @ 0115
- 1140 CBI Sydney NS @ 0309
- 1210 WCAU Philadelphia PA @ 0152
- 1320 CFGM Richmond Hill ON @ 0300
- 1390 WCSC Charleston SC @ 0203 (just 5kW)
- 1500 WTOP Washington DC @ 0325
- 1510 WMRE Boston MA @ 0110

In addition I have noticed that R Globo, Rio de Janeiro, Brazil (1220kHz) has been regular most nights during the summer from 2315hrs onwards. This station is very easy to recognise by its regular IDs and dramatic news at 2400hrs.

Sunset time at transmitter site	Time (GMT/UTC)		
	1 Sept	1 Oct	1 Nov
St Johns, Newfoundland	2210	2111	2016
Caracas, Venezuela	2237	2219	2205
New York, USA	2327	2231	2154
Quito, Ecuador	2317	2307	2301
Havana, Cuba	2347	2318	2253
Chicago, USA	0026	2332	2248
Seattle, USA	0250	0150	0055
Sunrise at London	0513	0600	0651

DX-TV

RECEPTION REPORTS

Compiled by Keith Hamer and Garry Smith

The long-awaited 1985 sporadic-E season finally arrived bang on cue. The first opening occurred on May 1st with a typical May Day parade from Soviet TV on channel R1. Sporadic-E activity was in evidence practically every day through May with the 24th and 25th being, without doubt, the best days. Signals arrived from all over Europe. At times the whole of Band I was sheer chaos with every channel crammed with DX.

There were a few minor tropospheric lifts in Band III and on UHF during the month. The main countries to be received were Belgium, France and the Netherlands. As far as we are aware there weren't any signals of too much significance noted via the trop.

Sporadic-E round-up

Experienced DXers were pleased to find a few exotic signals infiltrating their aerial systems. Ray Davies, situated on the Norfolk coast, watched the PM5534 from EPT (Greece) on channel E3 during the morning of May 3rd. On the 24th Simon Hamer at his location near Presteigne in Powys saw an Arabic caption on E3 at 1840. This was presumably JTV from the Suweilih transmitter in Jordan.

Most newcomers to the hobby were more than delighted to sample bullfighting from Spain, wildlife and botany from Norway and military parades from Russia. This was especially the case after a long inactive winter with virtually no DX reception.

Most DX-TV enthusiasts have found reception much easier throughout Bands I and III since the closure of the 405-line services. There have been a few instances where 6m activity has continued to ruin reception on channel R1, even after 0830. Fortunately, interference from 6m amateurs hasn't spoilt the stronger DX-TV signals too much.

DX logs for May

This month we are featuring two logs. The first comes from William Maries of Studley in Warwickshire. William uses a rotatable wideband dipole which feeds a standard UHF portable via an upconverter. Although his equipment is fairly basic, his log speaks for itself:

19/5/85: NOS-1 from the Netherlands on test and received on channel E4 via

tropospheric propagation using a multi-element UHF aerial; TVE (Spain) via sporadic-E with a sports programme and the American TV series M★A★S★H.

24/5/85: NRK (Norway) with a news programme; TVP (Poland) on programmes; RAI (Italy) with programme schedules; JRT (Yugoslavia) showing commercials featuring the well-known 'EPP' caption between each advert; SR/SVT (Sweden) with programmes including a cartoon; TSS (Russia) with news or current affairs programmes. All reception via sporadic-E. An unidentified chequered test pattern was also noted but there are no details concerning the channel.

25/5/85: TVE with the results of the Spanish national lottery; TSS with a news bulletin; SR/SVT on test; MTV (Hungary) with programmes going on to their news programme called 'TV Hirado'; JRT with the news from TV Zagreb; ORF (Austria) with their news programme; RAI with general programmes featuring identification in the corner of the screen. The 'RAI' ident appears on all programmes to help prevent piracy by Italian private TV stations, of which there are literally hundreds. All reception noted was via sporadic-E.

26/5/85: MTV with programmes.

27/5/85: CST (Czechoslovakia) on test with the EZO-type electronic test card; RAI with a quiz programme; unidentified programmes noted, including an announcer wearing medals.

28/5/85: SR/SVT radiating the test card and noted on channels E2, E3 and E4; NRK with the PM5534 test card and a variety of transmitter identifications including Steigen (channel E2), Hemnes (E3), Gulen (E2), Greipstad (E2) changing to 'NORGE NRK' ident, Bagn (E3), Melhus (E2) and Kongsberg on channel E4; TVE showing the GTE colour test card; RAI with a news programme; CST radiating the 'RS-KH' test card followed by the FuBK pattern. All reception via Sp-E.

29/5/85: TVE on test with the colour test card followed by regional transmissions. TVE was noted for most of the day on channels E2, E3 and E4; RTP (Portugal) with a news bulletin followed by the FuBK test card then educational programmes. Transmissions were noted on channel E2 via sporadic-E.

30/5/85: TVE received on E4 with prog-

rammes via sporadic-E.

31/5/85: NOS-1 radiating the PM5544 test card in the morning and reappearing at various times during the day. Reception was from the channel E4 outlet at Lopik during enhanced tropospheric conditions; RTBF-1 (French-language service from Belgium) with the PM5544 test card during the early morning period and received in Band III on channel E8; Canal Plus (France) with programmes; TVE on E2, E3 and E4, chiefly with the GTE colour test card but regional test cards were also seen including Madrid on E4 and La Muela on E3. Reception was in PAL colour via sporadic-E. Transmissions from TVE-2 were also logged on channel E2; RTP on E2 and E3 with a news magazine programme, the test card and educational programmes; TSS with a news or current affairs programme. Channel details are not known.

Our other featured log has been sent in by Mark Dent of Leeds. Judging by Mark's reception, his location appears to be ideal for DX-TV. All times noted are GMT.

1/5/85: Swiss FuBK test card with the identification '+PTT SRG1' at 1140 on channel E2; programme from West Germany on E2 at 1142; '+PTT SRG1' FuBK test card on E3 with a caption on E2 reading 'DRS'; RAI on IA; MTV with a multiburst test pattern on R1 and the Hungarian clock caption at 1300.

2/5/85: RAI on channel IA at 1342 with the PM5544 test card, received via meteor shower.

6/5/85: Italian PM5544 test card with the identification 'RAI 1'; Swiss test card on channel E2; SR/SVT on E2 with the 'TV1 SVERIGE' PM5534; CST on R2 with the EZO-type test card carrying the identification 'RS-KH'; Bayerischer Rundfunk from West Germany radiating the FuBK test card and 'GRÜNTEN' identification on E2; RTVE from Spain on E3 transmitting the GTE colour test card with 'tve tve1' identification; JRT with programmes on E3 and E4.

7/5/85: RAI on channel IA with the 'RAI 1' PM5544 test card; West German 'GRÜNTEN' FuBK pattern on E2; RTVE colour bars at 1004 on E2; RTP (Portugal) on E3.

8/5/85: TSS with a programme on R1 celebrating VE Day, also on channel R2.

12/5/85: NOS-1 on E39 via trop; MTV R2 with programmes, also on R1; CST programmes on R2 at 1502; JRT at 1505 with programmes on channel E3.

13/5/85: BRT (Belgium) on E43 and E46 via enhanced tropospheric conditions.

15/5/85: RTVE E2 radiating the 'tve tve1' colour test card at 1008; TSS R1; CST on R1 with the 'RS-KH' test card; West German teletext pages on E2 at 1113; RAI on IA with the 'RAI 1' PM5544 test card at 1129; MTV multiburst on R1 followed by the 'MTV-1 BUDAPEST' PM5544; TSS clock caption on channel R2 at 1700 showing GMT +4 hours.

18/5/85: NOS-2 on E32; BRT E43 and E46;

TDF (France) on E39 from the 2nd network, 'Antenne 2' via trop; RTVE on E2 with the GTE test card carrying the identification 'tve tve2' at 1243.

24/5/85: Swiss FuBK on E2 at 0937; MTV with programmes on R1; RAI 'Televideo' teletext pages; JRT E3 on programmes, also on channel E4; 'RAI 1' PM5544 on channel IB; low-frequency test pattern at 1042 from RTP on channel E3; RTVE colour-bar pattern carrying the regional identification 'RTVE LA MUELA 3'. The GTE colour test card was noted on E4 with the ident 'TVE BARCELONA' at 1118. On channel E3 the regional 'TVE GAMO-NITEIRO 3' colour-bar pattern was noted. A little later at 1149 a new pattern was received on E3 with the identification 'VALENCIA'; JRT E3 with the 'JRT BGRD' PM5544 test card; an unidentified chessboard pattern was seen just HF of channel IA at 1213. This was probably the Italian pirate station, NCT; West German 'GRÜNTEN' FuBK test card on E2; ORF (Austria) on E4 transmitting the old monoscopic Telefunken TO5 test card with the identification 'ORF FS1'. This was also seen on channel E2a; CST R2 radiating the PM5544 which carried the identification 'SR1-TV BRATISLAVA' at 1259. The familiar 'RS-KH' electronic test pattern was logged on R1 from CST at 1313; TSS with programmes on R1 and R2.

25/5/85: Some early morning reception with programmes from TSS on R1 at 0517 and the 'RS-KH' test card from Czechoslovakia on R1 at 0543. The TVP PM5544 from Poland was noted on R1 at 0606. An FuBK test card with the identification 'JRT ZGRB 1' appeared at 0633 on E4 and, to complete the breakfast-time round up, a chessboard pattern just HF of channel IA was seen at 0640. Reception was probably from NCT. Other signals logged during the day include: MTV on R1 and R2; RTVE with the 'tve tve' colour test card on E2, E3 and E4; the Portuguese FuBK test card on E3 with 'RTP 1' ident; TVP on R1 with a news programme identified by the letters 'dt'; ORF on E2a with a caption reading 'Österreichischer Heute' (Austria Today); an ident caption from Czechoslovakia on R2 from Bratislava at 1705; programmes from Hungary on channels R1 and R2; an identification

caption 'NOCOJ TV 1' at 1724 on E3 from JRT in Yugoslavia.

27/5/85: Colour test card from the Spanish 2nd network with the identification 'tve tve2' on channel E2; TSS programmes on R1; the FuBK test card from Portugal on channel E3 carrying the ident 'RTP-PORTO'.

28/5/85: NRK (Norway) on E2 with the PM5534 at 0746 with the transmitter ident 'NORGE STEIGEN'; SR/SVT Sweden on E2 with the 'TV1 SVERIGE' PM5534; the FuBK test card from Finland was logged at 1003 which included the inscription 'YLE TV1'. Other countries received during the day included Spain, Portugal, Italy, Hungary and Czechoslovakia.

29/5/85: Several transmissions from Spain were received including a colour-bar pattern on E4 with the ident 'SANTIAGO 4'. The 'RTP 1' FuBK test card was logged on channels E2 and E3 from Portugal.

30/5/85: Unidentified PM5544 test card at 1046 on channel IB/IA. This was possibly RTE (Eire) via trop. Other signals noted via enhanced trop conditions included BRT on E43 and E46, TDF Antenne-2 on E39, Canal Plus (France) on F5, ZDF (West Germany) E35 and E37, WDR-1 (Westdeutscher Rundfunk in West Germany) on E46, NDR-3 (Norddeutscher Rundfunk) on channels E40 and E43.

31/5/85: Reception via tropospheric propagation continued with the following stations: TDF Canal Plus on F5; RTBF (Belgium) on E8 and E61; NOS-1 E6 and E7; NDR-1 on E41, NDR-3 E43, WDR-1 E32, ZDF E24, E35, E37, E39; DDR:F2 (East Germany) received on channel E34 from the transmitter at Brocken.

Our thanks to William and Mark for sending in their very impressive DX-TV logs.

Anglia TV on E10 mystery

At least three reports claim that Anglia Television programmes have been resolved on channel E10 in the Nottinghamshire/Lincolnshire area. Signal strength has been fair and this encouraged two DXers in Nottingham to attempt to locate the source of transmissions. The IBA were initially consulted but they apparently had no knowledge relating to these transmissions or of harmonic radiation from a UHF outlet.

The source has been traced to the City of Lincoln and it appears that a pirate transmitter is in operation. A blank raster is radiated after the normal Anglia TV stations have completely switched off after close down.

Signals have been received over a period of five days followed by three days of total inactivity. We have no idea what the motive is behind these strange transmissions since a receiver with 625-line VHF facilities would be required in order to resolve the programmes. One theory is that the pirate station is using Band III to escape attention and subse-

quent detection by the DTI. Several years ago there were complaints when the Belmont transmitter stopped radiating Anglia TV. Yorkshire TV programmes appeared in their place, much to the dismay of the farming community throughout Lincolnshire. They were disgruntled because the detailed weather forecasts had been replaced by superficial 30-second spots. Could this be the UK's first illegal relay station? Any information on this subject would be most welcome.

Reception reports

Chris Howles (Lichfield) reports a successful season so far. On May 19th at 1640BST a programme appeared featuring an African minister on channel E2. Reception lasted for approximately five minutes. A short while later, RAI was resolved on channel IA with a football match. Spain was also noted with yet another screening of M★A★S★H on channel E2. The NCT chessboard was in evidence on the 24th just after 0800BST. This was swamped at times by the RAI test card on IA.


Chris was surprised to find the Finnish FuBK test card on channel E3 at 1005 on the 28th. The identification was 'YLE TV1'. This was eventually followed by Sweden using the 'TV1 SVERIGE' PM5534 pattern. Signals from Norwegian transmitters were also observed. The 'NORGE STEIGEN' PM5534 was present on E2 with sound and colour, while on E3 the test card carried the 'NORGE HEMNES' identification.

The 25th was an eventful day for Chris with reception on channel R3 in Band II. The programme consisted of male dancers wearing evening suits. The time of reception was 1312BST. This was probably TSS (Russia). A different network on channel R1 was noted simultaneously with a current affairs programme called 'HOBDOCTN'.

David Wright (St Neots, Cambridgeshire) has written with a description of his DX-TV equipment. It consists of a 14-inch Shibaden monochrome portable set with sound systems B and G (5.5MHz). For colour reception he uses an elderly Luxor set which has a multiband tuner fitted. A 3-element



News programme broadcast by the French 1st network, TF-1



Spanish clock caption received by Jurgen Klassen via Sp-E on E2 in West Berlin

DX-TV RECEPTION REPORTS

wideband Yagi is employed for Band I DX reception, complete with a tunable amplifier.

For tropospheric reception in Band III, David uses a 10-element Yagi array while for UHF he has installed a Wolsey Colour King. This covers the entire UHF spectrum.

David noted the May Day parade on channel R1 on the 1st together with the chessboard pattern from NCT in Italy via sporadic-E. A colour-bar pattern on R1 was eventually identified as TSS but a chessboard pattern noted on the same channel still remains a mystery. On the 14th at 0955BST a pulse and bar pattern appeared on channel E2. We feel that this was RTP from Portugal since this pattern has been used in the past and has often been received on channel E3.

Kevin Jackson and Mark Dent (both of Leeds) have sent very impressive logs for May. Kevin was busy turning the dials as early as 0526 on the 25th. He was rewarded with various transmissions from Russia. An interesting catch was a TSS caption with the inscription 'EESTI TELEVISIOON'. Reception was timed at 0551 on channel R2. Note the use of the Roman rather than the usual Russian Cyrillic alphabet.

The NCT chessboard was logged by Kevin just HF of channel IA. At 0829 on the 25th a programme with Greek subtitled was resolved on E3. Unfortunately for Kevin it may not be as exotic as it first appears. JRT (Yugoslavia) have been known to show such material. Other reports tend to indicate that EPT (Greece) radiates the PM5534 test card during the morning.

Lightning scatter DX

During thundery weather on the 14th Kevin monitored channels E43 and E46. He was rewarded with short-duration signals from BRT-Belgium (from the Egem transmitter) and West Germany (from the NDR-3 outlet on channel E46). We have personally witnessed lightning scatter DX in Band III but have never experienced it at UHF. It's worth trying, providing the storm isn't too close!

Tony Privett (Basingstoke) has recently made improvements to his rotatable aerial system. He offset the alignment to enable the arrays to be rotated through to the south-west without them stopping at the due-south position. It is advisable to do this for DX-TV work since there is nothing more frustrating than having to waste time rotating the arrays through north before they are pointing south-west.

Most European services have found their way to Tony's location during the month. He too experienced the spectacular openings of the 24th and 25th when the muf rose high enough to permit reception of channels R3 and IC in Band II. Channel IC is used exclusively by RAI in Italy and RTS in Albania. The

reception on E3 of a fairly weak PM5534 test card on the 24th remains a mystery. Tony wonders if this could have been EPT-Greece since there was identification in the top black rectangle only. The EPT test card certainly fits the bill, so perhaps it was indeed reception from the low-power Greek E3 transmitter.

John Bray (St Neots) achieved good results with SECAM colour signals from TSS, TVP and CST on the 24th and 25th using his multi-standard Luxor SX9 receiver. A mystery in the form of a PM5544 test card cropped up on channel R1 on the 17th. As most DXers will be aware, TVP is the only service to regularly use this pattern without identification. The TVP version has a darker background than a standard PM5544 but John's didn't. Has anyone else seen this?

John reports that the Dutch service (NOS) has again changed its opening caption. It is easily recognised because it carries the word 'NEDERLAND' at the top and a large '1' down the right-hand side. The colour bars to the left of centre, which are normally horizontal, have been seen in a vertical position. However, since John's letter arrived we have noticed that the bars are horizontal once again. Perhaps NOS weren't satisfied with the updated version!

Harold Brodribb (St Leonards-on-Sea) has been active monitoring the Eastern European OIRT FM band during openings to the south-east. On the 25th at least 21 such stations were heard between 66.4MHz and 73.1MHz during the afternoon. Earlier in the day various Italian private radio links were monitored carrying pop music programmes on frequencies such as 51.8MHz, 52.9MHz, 54.5MHz, 55.9MHz and 55.25MHz, the latter coinciding with the vision frequency of channel E3.

Bob Brooks (South Wirral) has been up and about DXing very early most mornings. Of particular interest was a West German FuBK test card on channel E4 from Norddeutscher Rundfunk with 'NDR-1' identification. Tuning in on the 25th, a chessboard pattern was seen on E2 at 0745 with simultaneous reception of RAI-Italy on channel IA with the 'RAI 1' PM5544. On two occasions, Bob has seen on channel R1 a globe with lines of latitude and longitude enclosed within a rectangle. So far this has remained unidentified.

Robin Williams (Shipston-on-Stour, Warwickshire) received a number of countries on the 25th including Sweden on E2 with the PM5534 test card, TSS on R1 and R2, TVE-1 on E2 and E4 together with MTV-1 (Hungary), CST and JRT. He also logged a football match on channel E4 from the West German TV service, ARD.

Ray Davies (Happisburgh, Norfolk) was pleasantly surprised to discover that he could receive the Band II channel R3 on his Grundig colour TV. Signals have been

fairly good on this channel despite the use of an aerial which is cut to a lower frequency (channel E4). Perhaps a multi-element Band II array will soon grace the Happisburgh skyline!

Apparently in East Anglia on June 1st between 1000 and 1030, Iran was seen on channel E2 using the FuBK test card with a digital clock displaying GMT+4½ hours. Ray was alerted but he couldn't find any trace of this extremely rare visitor.

Clive Athowe (Blofield near Norwich) reports excellent colour signals from TVR in Rumania on the 15th. A football match was being aired at the time over the channel R2 transmitter located at Bucuresti.

Italian pirate

One test card which has kept quite a few DXers guessing (including many experienced enthusiasts) during May has been a chessboard pattern around channel IA and E3. It was actually slightly HF of IA and was frequently received throughout the month (a glance at the reception reports confirms this). The chessboard was often accompanied by reception from RAI in Italy.

This pattern was subsequently identified by Harold Brodribb as originating from the Italian pirate TV station known as NCT. Nord Center Television operates via a low-power transmitter from Udine which is close to the border with Yugoslavia. The station has been well received during past sporadic-E seasons, but beware - NCT have a habit of occasionally shifting their frequency. It seems to vary anywhere between IA and E3. Throughout their relatively short history, NCT have used a variety of captions and test patterns. The chessboard includes identification in the bottom right-hand corner.


Another chessboard pattern has been sighted on E2/R1 but so far nobody has been able to identify it. So far this season we have not yet received this pattern here in Derby.

Service information

West Germany: Two new transmitters have come into service radiating programmes from Bayerischer Rundfunk. Burgwindheim is served by a 60W outlet on channel E36 while a 20W transmitter on E43 covers Brughaslach and the Rimbach region.

France: There is a new transmitter at Mende on channel 68. The ERP is 3kW.

Finland: The following outlets have recently opened: Muonio on channel E43 with 1kW ERP (YLE-1 programmes) and E49 (YLE-2); Rovaniemi on E9 with 1kW for YLE-1 (vertically polarised) and E49 for the YLE-2 network.

This month's service information was kindly supplied by Gösta van der Linden (Netherlands) and Alexander Wiese (West Germany). 

ELMASET INSTRUMENT CASE

300x133x217mm deep **£10.00 ea (£11.50)**

REGULATORS

LM317T Plastic T0220 variable **£1.00**
 LM317 Metal **£2.20**
 7812 Metal 12v 1A **£1.00**
 7805/12/15/24 plastic **50p**
 7905/12/15/24 plastic **50p**
 CA3085 T099 Variable regulator **£1.00**

COMPUTER ICS

27128-300nS **£5.50**
 2764 INTEL/FUJITSU 300ns **£3.50 used £2.50**
 2732 EX EQPT **£2.50**
 2114 EX EQPT 60p 4116 EX EQPT **70p**
 6116 LP-2 (TC5517APL-2) **£2.50**
 6116-2 (TC5517AP-2) **£2.20**

POWER TRANSISTORS

TIP141, 142, 147 £1 ea, TIP112, 125, 42B **2/£1.00**
 TIP35B £1.30 TIP35C **£1.50**
 SE9302 100V 10A DARL SIM TIP121 **2/£1.00**
 2N3055 Ex eqpt tested **4/£1.00**
 Plastic 3055 or 2955 equiv 50p **100/£30.00**
 2N3773 NPN 25A 160V £1.80 **10/£16.00**

DISPLAYS

Futaba 4 digit clock, fluorescent display 5-LT 16 **£1.50**
 Futaba 8 digit calculator, fluorescent display 9CT-01-3L **£1.50**
 LCD Clock display 0.7" digits **£3.00**
 Large LCD Clock display 1" digits **£3.00**
 7 seg 0.3" display comm cathode **2/£1.00**

QUARTZ HALOGEN LAMPS

A1/216 24v 150w **£2.25**
 H1 12v 55w (car spot) **£1.25**

MISCELLANEOUS

4x4 MEMBRANE KEYBOARD **£1.50**
 INDUCTOR 20µH 1.5A **5/£1.00**
 10,000µF 100v SPRAGUE **£4 (£1.25)**
 15,000µF 40v **£3 (1.50)**
 NEW BRITISH TELECOM PLUG+LEAD **£1.50**
 1.25" Panel Fuseholders **5/£1.00**
 5.25" Floppy discs Verbatim DSDD **10/£20 (£1)**
 MAINS ROCKER SWITCHES 6A SPST **5/£1**
 STAINLESS STEEL HINGES 14.5" BY 1" OPEN £1.00 each **10/£7.00**

MAINS TRANSIENT SUPPRESSORS 245v **3/£1.00**
 TOK KEY SWITCH 2 POLE 3 KEYS - ideal for car/home alarms **£3 £100+ £2.00**
 12v 1.2w small wire ended lamps fit AUDI/VW TR7 VOLVO SAAB **10/£1.00**
 Heat shrink sleeving pack **£1.00**
 PTFE sleeving pack asstd colours **£1.00**
 250 mixed res diodes, zeners **£1.00**
 Mixed electrolytic caps **100/£2.00**
 Stereo cass R/P head **£2.50**
 Mono head £1, Erase head **50p**
 Thermal cut-outs 50°, 77°, 85°, 120°C **80p**
 Thermal fuse 121°C 240v 15A **5/£1.00**
 Vero pins fit 0.1" Vero **200/£1.00**
 TO220 Micas + bushes 10/50p **100/£2.00**
 TO3 Micas + bushes **20/£1**
 RELAYS 240v AC coil PCB mounting 2 pole changeover £1 3 pole c/o **£1.00**
 Fig. 8 mains cassette leads **3/£1.00**
 KYNAR wire wrapping wire 2oz reel **£1.00**
 PTFE min. screened cable **10m/£1.00**
 TOKIN MAINS RFI FILTER 250v 15A **£3.00**
 IEC Chassis plug/rfi filter 10A **£3.00**
 Mercury tilt switch small **£1.00**
 Min. rotary sw. 4p c/o 1/8" shaft **2/£1.00**
 Thorn 9000 TV audio o/p stage **2/£1.00**
 10m7 CERAMIC FILTER 50p **100/£20.00**
 6m or 9m CERAMIC FITLER 50p **100/£25.00**

240v AC FAN 4.6" SQUARE NEW **£5.50 (£1.60)**
 240/115v AC FAN 4.6" SQ. NEW **£7.00 (£1.60)**
 BELLING-LEE 12-way block L1469 **4/£1.00**
 POTENTIOMETERS short spindle **5/£1**
 2k5 10k 25K 1M Lin **4/£1**
 500k lin 500k log long spindle **4/£1**
 40KHZ ULTRASONIC TRANSDUCERS EX-EQPT. NO DATA **PAIR/£1.00**
 STICK-ON CABINET FEET **30/£1.00**
 T03 TRANSISTOR COVERS **10/£1.00**
 TRANSISTOR MOUNTING PADS T05/T018 £3/1K DIL REED RELAY 2 POLE N/O CONTACTS **£1.00**
 ZETTLER 24V 2 POLE c/o relay 30x20x12mm sim RS 348-649 **£1.50 100+£1**

RECTIFIERS

120v 35A stud **65p**
 12FR400 12A 400v small stud **4/£1.50**
 BY127 1200V 1.2A **10/£1.00**
 BY254 800v 3A **8/£1.00**
 BY255 1300v 3A **6/£1.00**
 1A 800v bridge rectifier **4/£1.00**
 6A 100v bridge **50p**
 10A 600v bridge **£1.50**
 15A 100v bridge **£1.50**
 25A 200v bridge £2.00 ea **10/£18.00**
 25A 400v bridge £2.50 **10/£22.00**

SCRs

MCR72-6 400v £1 BTX95 800V 15A **£1.50**
 35A 600v stud **£2.00**
 MCR106 equiv. 4A 400v **40p**
 2N5061 800mA 60V T092 **4/£1.00**
 TICV106D .8A 400v T092 3/£1 **100/£15.00**
 MEU21 Prog. unijunction **3/£1.00**

TRIACS

TXAL225 8A 400V 5mA gate 2/£1.00 **100/£35.00**
 25A 400v ex eqpt. tested **£1.50**

diacs 25p

CONNECTORS (EX EQPT. price per pair)

'D' 9-way £1; 15-way £1.50; 25-way **£2.00**
 37-way £2; 50-way £3.50; covers 50p ea

BULK SEMIS

QTY	ITEM	PRICE 500+
5K	BF245	25p
1K75	BPX25	£1.20
1K	7485	24p
8K	4556 SGS	30p
800	4077	15p
500	74HC30	18p
10K	TL084	45p
5K	CA3140E	38p
500	LM1808N	30p
1K3	UA3086PC	30p
100	74LS374	40p
1K	74S240	25p
70K	BC337 5K+	£38/1000
15K	BC213L 5K+	£39/1000
15K	2N3904 5K+	£40/1000
3K	4070	£15/100

MADE UP DISC DRIVE CABLES

34 IDC TO 34 WAY CARD EDGE **£6**
 SINGLE DRIVE **£6**
 DOUBLE DRIVE **£8**

WIRE WOUND RESISTORS

W21 orsim 2.5W 10 OF ONE VALUE FOR **£1.00**
 R47 1R0 2R0 2R7 3R9 5R0 10R 12R 15R 18R 20R 27R 33R 36R 47R 120R 180R 200R 330R 390R 470R 560R 680R 820R 910R
 1K 1K15 1K2 1K3 1K5 1K8 2K4 2K7 3K3 10K
 R05 (50milli-ohm) 1% 3W **4 for £1**
 W22 or sim 6 watt 7 OF ONE VALUE for **£1.00**

1R5 9R1 10R 12R 20R 33R 51R 56R 62R 120R 180 270R 390R R47 560R 620R 1K 1K2 2K2 3K3 3K9 10K

W23 or sim 9 watt 6 OF ONE VALUE for **£1.00**

R22 1R0 3R0 6R8 56R 62R 100R 220R 270R 390R 680R 1K 1K8 10K

W24/ sim. 12 watt 4 OF ONE VALUE for **£1.00**

R50 2R0 10R 18R 47R 68R 75R 82R 150R 180R 200R 270R 400R 620R 820R 1K

PHOTO DEVICES

Slotted opto-switch OPCOA OPB815 **£1.30**
 2N5777 50p **100/£26.00**
 TIL81 T018 Photo transistor **£1.00**
 TIL38 Infra red LED **2/50p**
 OPI2252 Opto isolator **50p**
 Photo diode 50p **6/£2.00**
 MEL12 (Photo darlington base n/c) **50p**
 RPY58A LDR 50p ORP12 LDR **85p**
 LEDs RED 3mm or 5mm 12/£1 **100/£6.00**
 GREEN or YELLOW 3 or 5mm 10/£1 **100/£6.50**
 FLASHING RED 5mm 50p **100/£30.00**

DIODES

1N4148 **100/£1.50**
 1S3740 Germanium **100/£2.00**
 1N4004 or SD4 1A 300v **100/£3.00**
 1N5401 3A 100V **10/£1.00**
 BA157 1A 400V Fast recovery **100/£2.50**
 BA159 1A 1000V Fast recovery **100/£4.00**

MULTI TURN PRESETS

10R 20R 100R 200R 500R **50p**
 2K 5K 22K 50K 100K 200K

IC SOCKETS

6-pin 15/£1 8-pin 12/£1; 14-pin 10/£1.00; 18/20-pin 7/£1; 100/£12; 1k/£50; 22/28-pin 25p; 24-pin 25p; 100/£20; 1k/£100; 40-pin 30p; 16-pin 12/£1; 100/£8

TRIMMER CAPACITORS small

GREY 1.5-6.4pF GREEN 2-22pF **5 for 50p**
 GREY larger type 2-25pF **5 for 50p**

SOLID STATE RELAYS NEW 10A 250v AC

Zero voltage switching
 Control voltage 8-28v DC **£2.50**
 VARIAC 0 to 130v 6A new uncased **£6.00 (£2)**

POLYESTER/POLYCARB CAPS

1n/3n/5n/8n/2/10n 1% 63v 10mm 100/£6
 10n/15n/22n/33/47n/68n 10mm rad **100/£3.00**
 100N 250V radial 10mm 100/£3
 1u5 P/carb 15mm rad **100/£7.00 (£1)**
 2u2 160v rad 22mm **100/£10.00 (£1.50)**
 470n 250v AC X rated rad **4/£1.00**
 33n/47n 250v AC X rated rad 15mm **10/£1.00**
 10n 250v AC X rated rad 10mm **10/£1.00**
 100n 600V SPRAGUE axial 10/£1 **100/£6.00 (£1)**

BEAD THERMISTORS

GLASS BEAD NTC Res @ 20°C **80p**
 250R 1K2 50K 220K 1M4
 R53 THERMISTOR **£2.00**

BEAD TANTALUM CAPS

6u8 25V 47u 3V 6V 12/£1 **100/£6.00**
 2u2 20V 8/£1 **100/£8.00**

MONOLOTHIC CERAMIC CAPS

10N 50v 100/£6 10N 50V **100/£3.00**
 10N 50v dil package 0.3" rad. £4/100 **£30/1k**

STEPPER MOTOR 4 PHASE 2 9v WINDINGS

£3.50 **10/£30.00**

KEYTRONICS

332 LEY STREET, ILFORD, ESSEX

Shop open Mon-Sat 10am-2pm

TELEPHONE: 01-553 1863

ELECTRONIC COMPONENTS BOUGHT FOR CASH

MIN CASH ORDER £3.00 OFFICIAL ORDERS WELCOME
 UNIVERSITIES COLLEGES SCHOOLS GOVT DEPARTMENTS

P&P AS SHOWN IN BRACKETS (HEAVY ITEMS)
 65p OTHERWISE (LIGHT ITEMS)

ADD 15% VAT TO TOTAL



LATEST LITERATURE

Clubs, manufacturers, publishers and agents are invited to send details of new books, catalogues, data sheets, etc for inclusion on this page

TECHNICAL WRITING & PUBLICATION TECHNIQUES

This handbook, published in May, has been produced by the Institute of Scientific and Technical Communicators with the aim of improving the presentation of textbooks and manuals dealing with complex subjects. The book is a collaborative effort produced by a team of eight experienced authors and illustrators, and covers the subject of technical writing from the fundamentals of actually choosing appropriate words, through presentation, illustrations and editing (very useful this!) to an outline of printing techniques.

It is pleasing to see that the authors have followed their own advice, and have produced a clear and well illustrated volume which points out some quite appalling errors commonly made in this field. My only reservation is whether the people at whom this book is aimed will actually follow the advice given; some of the staff who work on technical publications seem to have a remarkable ability to make the reader think he is looking at a foreign language.

Technical Writing & Publication Techniques will obviously have limited appeal amongst readers of **R&EW**, but for those whose work entails communicating complex technical ideas in writing this should be required reading. The potential increase in efficiency should make the expense more than worthwhile.

William Heinemann Ltd,
£14.95. ISBN 0 434 90354 X

AMSTRAD CPC664 COMPUTING

By Ian Sinclair

This is another of the well-produced computing books from Collins, which in addition to outlining the program-



ming of this machine also covers its disc system in detail and the CP/M operating system.

The book begins with a guide to plugging everything in, and an outline of how discs are used for storage is included. The subsequent description of programming is written with the inexperienced programmer in mind, dealing with the various aspects (including windows, graphics and sound) in a clear, step by step manner. The last chapter forms a useful beginner's guide to the use of a printer, with descriptions of Epson, Juki and CGP-115 machines.

Although this book is a good introduction to computing with the CPC664, there are one or two things which strike me as a little unsettling. The claim on the rear cover that this machine is the first complete home computer with a built-in disc drive seems a little dubious (surely that honour goes to the Tatung Einstein?), but can easily be dismissed as publisher's hype.

Somewhat less easy to understand is the statement

that the manual supplied with the computer is excellent ('one of the best'). If this is the case, what need have we of Ian Sinclair's book? While I would agree that an elementary guide to computing with a particular machine is necessary (since most manuals assume a certain grasp of programming), there is a lot to be said for including such a guide with the computer (as some companies actually do already). The point also arises that much of the information in this book will be duplicating instructions supplied by the manufacturer (setting up, etc). If computers were supplied with proper instructions, books like this should be unnecessary (that's not to deny a need for advanced programming guides, of course).

Such criticisms apply to all such books, and are not aimed specifically at this one. Ian Sinclair's book is a rather good example of its type, bearing in mind that the author is obviously an Amstrad fan (and therefore maybe a little short-sighted concerning its faults), and that this is not intended as a

comprehensive programming course. If you've bought the computer you will have a bit more money to spare than if you'd chosen another comparable package, so you might as well buy this book!

Collins Professional and Technical Books, £9.95. ISBN 0 00 383184 1

THE RADIO DIRECTORY THE TV DIRECTORY

These two handbooks, both A4 size soft cover volumes, are published twice-yearly by Professional Books of Abingdon, and these latest editions (summer 1985) have been available since June and April respectively.

The directories provide extensive listings of the broadcasters in this country. *The Radio Directory* covers all the divisions of the BBC, and ILR, unlicensed, student and hospital stations, as well as European stations which transmit English language programmes. Details are included of times, frequencies and addresses, with programme content also included in many cases.

The list of radio stations is followed by a list of companies associated with radio (ie, those that provide services or equipment).

The TV Directory is of the same format, with a list of TV broadcasting concerns (including cable, teletext and electronic media, hotel networks, representatives of overseas stations, etc) preceding a list of companies providing equipment and services.

Each directory is available for a yearly subscription of £15 (single copies are £8). The next issues of each are due in October (TV) and December (radio).

Professional Books, ISBN 0 86205 100 2 (TV), 0 86205 117 7 (radio).

CABLE TELEVISION

By Jeff Maynard

This book is intended to provide an introduction to the relatively new subject (in the UK at least) of cable TV, outlining the technical aspects of operating a cable system, the possibilities opened up by new technology, and the economic and social aspects of cable.

Beginning with a description of the development of cable in the USA, the book continues with an outline of the elements of TV broadcasting before dealing with the details of cable technology. The possible network layouts are described, along with the practical problems encountered, then the electronics involved in cable transmission (including, of course, optical fibre). Having dealt with the more basic areas the author moves on to the exciting possibilities of interactive services (eg, data transmission, telebanking, video conferencing).

The treatment throughout is excellent. The text is very clear, while still including a fair amount of technical information for those who want more than a casual read. The coverage is comprehensive, with the author displaying an appreciation of the problems involved in UK cable TV beyond just the technical hurdles, and as a general introduction to the subject this volume certainly achieves its aim (in case you hadn't noticed, I like this book!)

Collins Professional and Technical Books, £12.95. ISBN 0 00 383016 0

CATALOGUES

INSPEC

A revised and extended edition of the *INSPEC List of Journals and Other Serial Sources* has just been published.

The latest version contains full details of over 3,700 publications regularly received and scanned by INSPEC for its range of information services. For each publication the list now gives the full and abbreviated title, frequency of issue, the publisher's name and

address, CODEN and ISSN, and the first (and last) issue covered by INSPEC. In addition, where appropriate, the British Library Lending Division shelf number is given. Details are also included for publications which are no longer published or which, for any other reason, are no longer covered by INSPEC.

A comprehensive set of indexes, by abbreviated title, by CODEN, by ISSN, and by country of publication, contributes to making this a useful aid for users of the INSPEC Database.

*INSPEC Marketing Department,
The Institution of Electrical Engineers,
Station House,
Nightingale Road,
Hitchin,
Herts SG5 1RJ.
Tel: (0462) 53331.*

Cossor Electronics Ltd

Cossor Electronics' latest full colour brochure deals with the company's capabilities in optical technology, both in manufacturing and in continuing research and development.

Their involvement with fibre-optics, which began in 1978, has matured into a comprehensive technical, manufacturing and commercial infrastructure. The brochure illustrates how Cossor is increasingly incorporating fibre-optic technology into their traditional equipments and systems and using it to enhance on-site communications.

Listed are Cossor's current interests in the field, a description of their manufacturing facilities and some of their products, and their further research and development in optical signal processing.

The publication is illustrated with full colour pictures and graphs of the company's products and laboratories.

Copies of the brochure are available from the Publicity Department.

*Cossor Electronics Ltd,
The Pinnacles,
Harlow,
Essex CM19 5BB.*

Weir

Weir Electronics Ltd has published a comprehensive technical data sheet covering the recently introduced SMS300 series of high-efficiency power supply units.

These are single-output switched-mode units capable of delivering 300 watts output with forced-air cooling or 200 watts with simple convection cooling. Four models are available, with output voltages of 5, 12, 24 and 50 volts respectively. Special features include Weir's current sensing monitor which permits parallel operation of several similar power supply units.

The data sheet is a four-page A4 size leaflet printed in two colours throughout, with a full-colour photograph of the power supply on the front page. It includes a technical description with complete performance specification, and dimensioned outline drawings giving the positions of all fixings and connections.

The leaflet is freely available on request.

*Weir Electronics Ltd,
Durban Road,
Bognor Regis,
Sussex PO22 9RW.
Tel: (0243) 865991.*

Greenweld

The Greenweld 1985 Catalogue Update has just been published, featuring an extensive range of components for both the home constructor and the small manufacturer.

The catalogue also includes a 'Bargain List' and £1 worth of discount vouchers. It costs 70p + 30p p&p.

*Greenweld Electronic Components,
443 Millbrook Road,
Southampton SO1 0HX.
Tel: (0703) 772501.*

Quiller

A catalogue featuring the Breter range of control switches is now available from Quiller Components.

The 32-page, full-colour catalogue gives concise details of technical specifications and operational per-

formance, as well as part numbers.

Italian manufacturer Breter's control switches are used to control low voltage ac or dc electrical circuits. Attractive in design, the switches are available with round or square bezels, and offer considerable time savings in mounting operations; contact blocks and power supplies have a snap-on fixing system and can be wired separately from the body.

The major design features and use of quality materials ensure that the reliability and safety of all Breter control switches complies with IEC, CEE, BSI and VDE standards.

Copies of the catalogue are available free on request.

*Quiller Components Ltd,
85 Stanley Road,
Bournemouth BH1 4SD.
Tel: (0202) 303424.*

NTIS

Some 1,200 new processes, inventions, equipment, software and techniques developed on US Federal R and D programmes are described in the 1984 *Federal Technology Catalog*, PB85-106987, from the National Technical Information Service (NTIS).

With contributions from many organisations, including NASA, the catalogue describes practical technology selected for commercial potential. The fields of computer technology, energy, electrotechnology, engineering, life sciences, machinery, tools, manufacturing, materials, physical sciences, testing and instrumentation are summarised in 24 broad disciplines. Sources of additional information are given for each summary and a thorough subject index is also included.

Of value to all those with commercial interests in technology, this easy to use, comprehensive publication is available from the UK distributor for NTIS, Microinfo Ltd, priced at £52.90.

*Microinfo,
PO Box 3,
Newman Lane, Alton,
Hampshire GU34 2PG.*

We visited this year's Longleat rally and found a lot more than just lions...

This year's Longleat rally, organised by the RSGB Bristol Group, took place in near-perfect conditions (ie, I didn't get rained on!) at the end of June.

This is quite a large affair, with half a dozen or so large marquees erected on a field close to the famous Longleat House. There was the usual periphery of such an event, with a beer tent (naturally), fish and chips, hot dogs etc, as well as more uncommon attractions (several monkey bikes (small motor bikes!) in an enclosure for the kids



Bargain hunters



The bring-and-buy tent

LONGLEAT RALLY



among us). Some of the trade stands were selling an unexpected range of goods, too, with teddy bears, glove puppets and sweets all available.

Real junk

The impression in the trade tents was one of a lot of small stallholders, and there was a lot of junk on offer (and I mean *real* junk, not the useful variety). The number of 'big names' attending was somewhat smaller than I had expected, and some of those who did attend seemed to be dealing more in components and accessories than in the more capital intensive items. This no doubt reflects a general lack of money available (and a tail-off of the money from the influx of CBers into amateur radio).

There were a fair few clubs present, with such organisations as BARTG, the Microwave Society, the RAIBC (complete with their new secretary), the RAF and Royal Naval amateur radio societies, etc.

There was a very good bring-and-buy section, and the same tent housed the registration stand for Morse tests (the test itself, of course, was conducted elsewhere under somewhat quieter conditions!). Such testing at shows and rallies seems to

be increasingly popular, and is a very good idea. However, judging by some of the people attending Longleat there are those who regard amateur radio as glorified CB and who will never pass, or even think of attempting, the Morse test. At one point I saw a class B operator conversing at length

someone at an unknown location at such a rally, some of the behaviour witnessed at Longleat (and, indeed, elsewhere) stretched my credulity to previously untried limits. No wonder there is such a clamour for a novice licence, or even for dispensing with the Morse test altogether.

Bad manners

As an aside, I was also quite appalled by some of the bad manners in evidence at times. I'd have thought that such a gathering of like-minded people, all of them presumably in a good mood on such a pleasant day out, would generate a feeling of camaraderie and fellowship. Not so! While I encountered a number of people of unsurpassed civility and good humour, who I would be pleased to call 'friend', the proportion of inconsiderate, unfeeling and



The new secretary of RAIBC, Cathy G1CQJ with husband Brian

with a friend using a handheld and a lightweight headset (presumably a recent acquisition). His friend was a matter of a few feet away! Such instances were not uncommon, and while it is useful to be able to test a new piece of equipment, or to contact

downright rude ops quite took me aback.

I hope this little tirade hasn't put you off! The event was most enjoyable, and is well worth sparing a thought for if you've not attended before. Just don't leave your manners at home!



Morris Weinstock passes his Morse test!



Morse accessories, for those interested!

Morse decoding blues

A letter recently received details a problem of relevance to any Spectrum owners who try to adapt Dr Kiam-Laine's Z80 Morse decoding program (see the July edition) to this machine. Roy Fox G4PRX has discovered that the Sinclair wonderbox doesn't like certain aspects of the program:

'I have modified the program to run on a Spectrum at start address 7000h due to the computer's operating system being located in ROM at the lower addresses. Unfortunately I have not been able to get the program running properly and usually the program either crashes or resets as if "NEW" was entered'.

Roy points out that Toni Baker's book *Mastering Machine Code on your ZX Spectrum* contains a warning concerning the IM instruction (which sets the interrupt mode): 'DANGER!!! Under no circumstances use this instruction'.

We seem to have a problem here! Has anyone else experienced this little hitch, and more importantly has anyone solved it?

BARTG contest news

During the Spring HF Bands Contest, organised by the British Amateur Radio Teleprinter Group, 118 logs were received in all, which was slightly up on last year.

However, no contacts were made with Africa so no claims for the WAC (Worked All Continents) award can be processed. Some logs arrived after the contest's closing date and were therefore classed as check logs.

South America was apparently well-represented this year, although many stations commented on the absence of signals from Asia.

Details of the 1985 Autumn VHF/UHF RTTY contest have also reached us. The contest will begin at 1800GMT on Saturday 12 October and continue until 1100GMT on Sunday 13 October. Bands used will be 144MHz and 432MHz, but contacts via a repeater or satellite will not be valid.

Certificates will be awarded to the top scorers and runners up in each section for each band. Each band

is regarded as a separate contest so single band entries will count.

Full details of the contest rules are available from the BARTG Contest Manager: Peter Adams G6LZB, 464 Whippendell Road, Watford, Herts WD1 7PT.

Brazilian contest

The Electril Antenna factory in Sao Paulo, Brazil is sponsoring a contest to celebrate its silver jubilee.

The contest will take place on the 2, 10, 15, 20, 40 and 80m bands using CW and phone modes, from 0000UTC on 9 November through to 2400UTC on 10 November this year.

Operators are divided into two categories. For Category I (single operators) a total of 12 hours rest period has to be clearly indicated in the log (it can be subdivided). Category II consists of multiple operators, ie clubs and associations, and there is no rest period.

The call for CW operators is 'CQ test 25' and for phone is 'CQ25 years contest'. Contestants are required to exchange RS/RST reports once they have a contact.

Each confirmed QSO counts for one point. There are no multipliers, but diffe-

On these pages we present details of interesting contacts from clubs and individuals. We would be happy to receive any similar items from readers

rent band contacts with the same station count separately.

Logs should include details of the station worked, RST sent and received, QTR and UTC, band, mode and general remarks. Completed logs should be sent to PO Box 22, Labre, Sao Paulo Section, SP-Brazil 01000 before 31 January 1986.

Electril products will be awarded to the winners.

Electronics show

The 22nd Leeds Electronics Show is to be held from 24-26 September at the University of Leeds.

An important series of Electronics Updates has been introduced for the event. Topics to be covered include: modern measurement techniques, electronic computer aided design and power semiconductor devices.

An attraction for all major

industry companies is the heavy involvement of the 2,000 graduate engineers of Leeds University.

For further information please contact Terry Jefford on Saffron Walden (0799) 26699.

QTI-TNA

Since the conception in 1980 of QTI-TNA, the talking newspaper for blind radio amateurs, the UK membership has grown to around 140 with 40 more overseas members. Before this, visually handicapped amateurs and SWLs had little or no access to the kind of written information which sighted amateurs had available. QTI is now a registered charity (no. 326454).

QTI takes the form of readings from the various radio magazines available (including our sister magazine, *Amateur Radio*), the main

COURSE GUIDE

Course title	Enrolment date	Additional information
RAE	9/10 Sept	Derby CFE. Weekly 2 hr session for 30 wks. Tutor = G4MLL. College also runs an Advanced RAE course. Tel: Derby 73012
RAE + CW courses	10 Sept	Bradford and Ilkley Community College, Gt Horton Rd, W Yorks BD7 1AY
Construction for the Radio Amateur	10 Sept	As above
RAE + CW practice	17 Sept	The Nautical College, Fleetwood, Lancs. Thursday evenings for 25 wks. Tel: (03917) 79123
Micro electronics + RAE course	Sept	Hendon College, N London. Head of Technology = Chris Halford. Tel: (01) 202 3811
RAE + CW courses	Sept	Wigan College of Technology. Tel: (0942) 494911
Hobby Electronics	Sept	As above
RAE	9/10 Sept	De Havilland College, Borehamwood, Herts. Every Tuesday. Tutor = G L Benbow G3HB (Editor of <i>How to Pass the Radio Amateurs' Examination</i>). Tel: 953 6024. The college also runs this course on Thursdays at its Applecraft Centre in Welwyn Garden City. Tel: WGC 26318
RAE + CW courses	16/17/19 Sept	Reddish Vale Evening Centre, Stockport, Cheshire. The RAE course is on Monday evenings and the CW course on Thursday evenings. Tel: (061) 477 3544
RAE	9/10/11 Sept	Paddington College, London. Tutors = G4KKM and G6MFR. Use of Electrical Engineering Dept's facilities to conduct practical experiments. College operates club station, G4UWU. Special rates for students, pensioners, unemployed. Pass rate nearly 90%

emphasis being on new and interesting equipment and electronic design ideas.

A voluntary annual subscription of £3.50 is charged, but members with financial difficulties will remain on the association's mailing list.

Finance is always a problem for charitable magazines such as this, so all donations would be welcome. Practical help is also important – readings can be made in your own home and sent to the organisation.

Further information is available from: *QTI-TNA, 2 Cartmel Walk, North Anston, Sheffield S31 7TU. Tel: (0909) 566301.*

SARCON '85

The 1985 Scottish Amateur Radio Convention (SARCON '85) is to be held at the Dundee College of Education on 21 September.

The college is situated three miles from the city centre and has over 12,000 square metres of outdoor and

600 metres of indoor exhibition space.

There is ample car parking space and the entire building has been designed to cater for access for the disabled.

Further information is available from: *R M Grant, 31 Stormont Park, Scone, Perth PH2 6SD.*

New computer club

A new amateur radio and computer club (AMRAC) has recently been formed in South Hampshire. The club aims to promote the use of computers in amateur radio and to encourage the use of digital communication techniques.

The members are active on the data frequency 144.675MHz using ASCII and both the AX25 and Cambridge Packet systems.

Meetings are held every fourth Friday at 8pm in the Crown public house in Bishop's Waltham. The next meetings are scheduled for 6 September and 4 October.

Further details are available from: *The Secretary, Trevor Tugwell, 50 Mayridge, Fareham, Hants. Tel: (0485) 81032.*

Mobile rally

The Harlow and District Amateur Radio Society has sent details of its annual mobile rally.

The event takes place on 22 September at the Harlow Sports Centre, Hammarskjold Road, Harlow. There is ample free parking, and refreshments and a licensed bar will be on site along with a book stall and bring-and-buy stall.

The event opens at 10.30am and talk-in will be on S22.

For further details phone (0279) 725876 or (0279) 22365 (daytime).

New clubrooms

The members of the West of Scotland Amateur Radio Society have been very busy converting a former curtain factory in the centre of Glasgow into new clubrooms.

The curtain goes up on this project (*groan!* – Ed) on 20 September at 8pm when the new club will be formally opened by the President of the RSGB, Mrs Joan Heathershaw G4CHH.

The new clubrooms have a sizeable meeting hall, a shack equipped for HF and VHF operation, a lounge, kitchen and cloakrooms and a room for Morse classes and construction work.

The club meets at 7.30 every Friday evening and has a fortnightly lecture programme starting in September.

Further information can be obtained from: *Ian McGarvie GM4JDU, 3 Kelso Avenue, Paisley PA2 9JE. Tel: (050) 581 2708.*

Why not write and tell us what events your club has planned?

NEXT ISSUE

Radio & Electronics

For all aspects of practical amateur radio **World**

AERIAL MODELLING

Sorry! The publication of P Moore's article has been delayed due to lack of space, but he will be describing how to design an aerial array in the October issue

METEOSAT

Brian Kendal and Maurice McDermott describe this geostationary satellite serving Europe and Africa

PLUS ALL THE USUAL FEATURES!

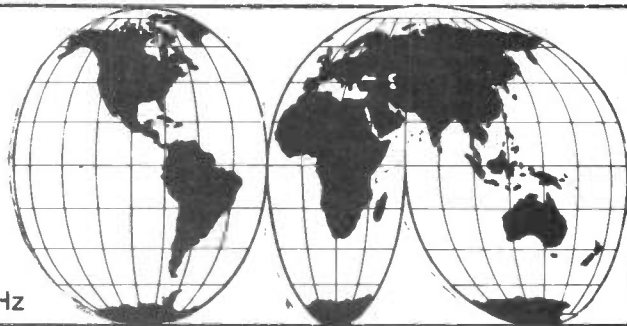
On sale 12 September

To be sure of your copy, why not take out a subscription?

SHORT WAVE NEWS FOR DX LISTENERS

By Frank A Baldwin

All times in GMT, **bold** figures indicate the frequency in KHz



Reviewing some of the 60 metre band African stations exhibiting comparatively low powers, a continuation is made by commencing with details of a Kenyan transmitter not so often reported in the SWL press.

The Voice of Kenya, Nairobi on **4804** has a power of 5kW and works to the afternoon/evening schedule 1300 (Saturday and Sunday from 1330) to 2010 (Saturday until 2110). This is the General Service, reception being easily confirmed by the beginner DXer due to the fact that all transmissions are in English.

A 20kW transmitter is that of Ouagadougou in Burkina Faso (formerly Upper Volta) on **4815**. This one operates in French and no fewer than sixteen national languages from 1600 to 2400. The writer once noted Ouagadougou listed in an SWL publication simply as 'you know where' – not being in the least surprised, I knew exactly to which place he was alluding!

Radio Mozambique, Maputo may be found between the frequency limits **4860** to **4867**. Nominally on **4865**, it operates in Portuguese and local vernaculars from 1500 to 2215 with a power of 25kW. It should be noted here that as in the two previous issues of this excellent journal, (*Frank is obviously a man of discernment – Ed.*) only the late part of the schedules are listed, this being often the most favourable time for reception here in the UK of African signals.

Cotonou in Benin radiates the Home Service in French and vernaculars. The schedule is from 1300 to 2300 with a power of 30kW on **4870**, there being a newscast in English from 2000 to 2015, this being the prime time for UK based DXers to listen for this station.

Tuning to **4910** may result in the reception of signals from

Conakry in Guinea. The main language is French, some local vernaculars also being used. The schedule is from 1230 to 0100, the power being 18kW. An English programme is featured, being timed from 1830 to 1930. The difficulty here is that the co-channel 50kW Zambian in Lusaka is on the air until 2105 (Friday and Saturday until 2205) in English and vernaculars. One should therefore have a try after the latter transmitter has signed off.

On **4940** Abidjan, Ivory Coast operates the Home Service in French from 0600 through to 2400 (from 1600 to 1845 in vernaculars) with a power of 25kW. Difficulty here however will be encountered with the signals emanating from the 50kW USSR transmitter in Kiev, a co-channel occupant. With good conditions prevailing for African signals, it is sometimes possible to log Abidjan.

The Channel 1 service in English and vernaculars radiated by Lagos in Nigeria may be found on **4990** where it operates from 1700 to 2310 with a power of 20kW. Often heard by the writer and other DXers, this one is well worth logging – especially if one can manage to tape the interval signal of an African talking drum. Once heard never forgotten!

The elusive and rarely reported Niamey in Niger is on **5020** with a power of 30 or 100kW working from 1700 (Saturday and Sunday from 1630) to 2200 (Saturday until 2300) with the Home Service 2 programmes in French, English and vernaculars. This is Network 2, the English newscast being at 1715 on Sunday only.

Parakou in Benin radiates the Regional Service in French and local languages from 1700 to 2300 with a power of 20kW on **5025**. It is regularly reported in the SWL press.

Omdurman in the Sudan is on **5039** with a power of 20kW

radiating the Home and Foreign Service to Ethiopia and Somalia from 0400 through to 2200. This one was recently logged by the writer soon after it had signed on, another prime time for logging the Africans.

Radio Tanzania, Dar-es-Salaam on **5050** broadcasts the Commercial Service in Swahili from 1300 to 2015 with a power of 10kW. It is a transmitter that is frequently logged here in the UK, being heard when signing off several times of late.

That concludes our review of some African stations on the 60 metre band most likely to be heard here in the UK. Next month some of the 90 metre band Africans will be featured.

AROUND THE DIAL

From the novice SWL to the old-time DXer there is hopefully something of interest in this section. Some of the schedules may have changed by the time this appears in print, but most of the times quoted and other details will be correct.

AFRICA

Ascension Island

BBC Relay on **15400** at 1520, OM with a talk in English about tropical diseases during a World Service programme to southern Africa, timed from 0615 to 1130 and from 1445 to 2030.

Chad

Radiodiffusion Nationale Tchadienne, N'djamena on **4904** at 1906, OM with a talk in French. This 100kW transmitter is on the air from 0455 to 0730 (Sunday until 0700) and from 1555 (Sunday from 1455) to 2100 (Saturday until 2200).

Egypt

Cairo on **21465** at 1312, OM with a talk in the Indonesian programme with several mentions of Jayapura. This transmission is scheduled from 1215 to 1345 and is directed to

South-East Asia.

Libya

Tripoli on **15415** at 1405, OMs with a song, YL with announcements in the Arabic Domestic Service which may be heard on this channel from 1100 to 1645.

Mauritania

Nouakchott on **4845** at 1846, OM with a talk in a local vernacular. The schedule is from 0600 (Sunday from 0830) to 0830 and from 1800 to 2400 (Sunday from 1700 to 2400). The power is 100kW.

Nigeria

Lagos on **15120** at 0600, OM with the station identification at the end of the English transmission to North Africa and Europe, timed from 0500 to 0600. This was followed by the interval signal of rapid beating drums, then OM with a programme in French to the same target areas and timed from 0600 to 0700.

South Africa

RSA Johannesburg on **21535** at 1429, OM with a talk in English all about the South African economy. This English transmission to Africa, Europe and the Middle East is radiated from 1300 to 1600 daily.

Uganda

Kampala on **5026** at 1918, OM with a newscast of world events. This was an English programme in the National Service which uses the English, Swahili and French languages. This 250kW transmitter is scheduled from 0300 to 0545 (Saturday to 1345, Sunday to 1415), from 0600 to 1130 and from 1300 (Saturday from 1400, Sunday from 1430) to 2100.

THE AMERICAS

Brazil

Radio Anhanguera, Goiania on **4915** at 0309, OM with announcements in Portuguese, a few promos then the

SHORT WAVE NEWS

station identification at 0314 after YL with a pop song. This Brazilian now operates around the clock and has a power of 10kW.

Radio Clube do Para, Belém on **5045** at 0301, OM with the station identification, frequency and sign off without the National Anthem. RC do Para is scheduled from 0700 to 0300, the power being 10kW.

Colombia

Ecos del Combeima, Ibaguè on **4785** at 0255, OM with a pop song in Spanish, OM with the station identification and QTH (location) at 0257. With a power of 5kW, this one is scheduled around the clock.

Ecuador

Emisora Gran Colombia, Quito on **4911** at 0156, OM with announcements in Spanish, promos (promotions), YL with a pop song then OM with the station identification at 0200. Em Gran Colombia transmits from 1100 to 0500, sometimes varying to closing at 0400, but at other times works to a 24 hour schedule. To further confuse DXers it can vary in frequency to **4910**. The power is 10kW.

Peru

Radio Atlantida, Iquitos on a measured **4790.4** at 0250, OMs with a discussion in Spanish about Ecuador with mentions of Guayaquil and Santo Domingo. At 5kW this Peruvian operates from 0900 (Sunday from 1000) to 0500 (Sunday until 0400 but sometimes 0600). The frequency can vary from the nominal **4790** to **4791** on occasions.

Venezuela

Radio Barquisimeto on **4990** at 0153, OM with a folk ballad in Spanish, the transmission being spoilt by some interference from Yerevan in the USSR. R Barquisimeto is on the air from 1000 to 0400 with a power of 15kW.

ASIA

Bangladesh

Dhaka on **17670** at 0800, YL with the station identification and time check as '1400 hours Bangladesh time, this is the Voice of Islam'. OM with announcements, a recitation from the Holy Quran at the commencement of the Eng-

ish transmission for Western Europe timed from 0800 to 0830.

China

Radio Beijing on **9945** at 1520, YL with a talk in the Vietnamese programme, scheduled from 1100 to 1600 on this channel.

Radio Beijing on **11330** at 1513, OM and YL with Chinese theatre drama complete with gongs and percussion sound effects in a Domestic 1st Programme presentation. The Domestic Service is on this frequency from 2230 to 1730.

Iraq

Baghdad on **9610** at 2043, OM with a newscast followed by some Arabic music in the English programme for Europe, timed from 2030 to 2130.

Baghdad on **13700** at 2036. OMs with a drama in Arabic in a relay of the Voice of the Masses service, scheduled on this channel from 1400 to 2200.

Kuwait

Radio Kuwait on **9840** at 1530, recitations from the Holy Quran in the Domestic/External Service which is on this channel from 0225 to 0015.

Saudi Arabia

Riyadh on **21495** at 0936, recitations from the Holy Quran in the Arabic Service scheduled from 0700 to 1000 on this frequency and in parallel on **21730**.

Syria

Damascus on **12085** at 1040, YL with songs in Arabic in a relay of the Domestic Service which may be logged on this channel from 0800 to 1500.

Turkey

Ankara on **15220** at 2016, YL with the station identification during the Turkish programme for Turks abroad, scheduled on this frequency from 0355 through to 2200.

United Arab Emirates

Dubai on **17775** at 1340, OM with the station identification and the news in an English programme for Europe and North Africa, scheduled from 1330 to 1400. Also logged in

parallel on **21695**.

USSR

Yerevan, Armenian SSR on **4810** at 0100, organ music interval signal then YL with the Moscow identification followed by OM with the news in Russian. This 50kW regional transmitter relays Moscow 1 from 0100 to 1300 and Yerevan 2 from 1300 to 2000.

SOUTH-EAST ASIA

Australia

Melbourne on **7205** at 1619, OM with a talk in English about short wave listening in the English Service to the Pacific Islands and Papua New Guinea on this channel from 1430 to 1730.

Vietnam

Hanoi on **10010** at 1525, YL with announcements during the Chinese programme to the Far East, scheduled from 1500 to 1530.

EUROPE

Albania

Tirana on **14320** (much to the annoyance of radio amateurs no doubt) at 1414, OM with a talk in the Standard Chinese programme for China, timed from 1300 to 1400.

Austria

Vienna on **15410** at 0544, OM with a talk in the German programme for Europe, North Africa and the Middle East, scheduled from 0500 to 0600.

Finland

Helsinki on **6120** at 0552, OM with a talk in Finnish in a Domestic General Programme relay to Europe, timed from 0345 to 1300 and from 1500 to 1600 on this frequency.

Greece

Thessalonika on **11615** at 1404, OM with a talk in Greek during a short wave relay of this regional station, timed

from 1000 (Sunday from 0600) to 1730 and from 1800 to 2215 (Sunday one hour earlier).

CLANDESTINE

Voice of Democratic Kampuchea on **11675** at 1350, OM song, YL with announcements then OM and YL with a battle song in Cambodian. Abruptly off at 1357 then Radio Beijing chimes with the East is Red tuning signal and then this also abruptly off! This clandestine is on the air in Cambodia from 1300 to 1400 and is located in China - obviously!


NOW LOG THIS

Radio Nueva America, La Paz, Bolivia on **4797** at 0301, OM with the station identification and location in Spanish complete with a slight echo effect. This 1kW transmitter operates from 1000 to 1310 (sometimes to 1830) and from 2200 (sometimes from 2000) to 0400, Sunday from 1030 to 2245 (sometimes 2300).

NOW HEAR THIS

Radio Tropical, Tarapoto, Peru on a measured **4934.6** at 0336, OM promos in Spanish, OM with news items separated by a single chime at 0345. OM with station identification at 0401 followed by an orchestral/choral version of the National Anthem and off at 0404.

DOTS AND DASHES

As a change of occupation, a few sessions on the CW portions of the 40 and 160 metre bands brought forth the following. On 160 metres (Top Band) DL3XK, EI9Q, GD0/DL4VB, IK1DQK, LZ2KCS, OH1XX, OK3CZA, RT5UO, SM6EHY, UA2FF, UB5AB, UP1BZR, UQ2PQ, UT5AB, YU1ELM and Y37XJ. On 40 metres HI8DDC, HK4FLT, LU1MRA, PY2PKS, PZ2AC. 

**Make sure you know what's
where on the air - read
Frank Baldwin's column
every month in R&EW**

FOR ALL ASPECTS OF PRACTICAL AMATEUR RADIO



■ All the latest news in communications and electronics technology

● Delivery to your door by publication date each month

● Inflation proof – price guaranteed for 12 months

■ BRINGING YOU BETTER CONSTRUCTION PROJECTS THAN ANY OTHER MAGAZINE!

On sale NOW at your newsagent and at equipment dealers

RADIO & ELECTRONICS WORLD SUBSCRIPTION ORDER FORM

To: Subscription Department • Radio & Electronics World • 513 London Road • Thornton Heath • Surrey • CR4 6AR
Tel: 01-684 3157

PLEASE SUPPLY: (tick box) for 12 issues, all rates include P & P

Inland £13.20 World-Surface £14.30 Europe-Air £19.10 World-Air £26.05

NAME.....

PAYMENT ENCLOSED: £ -

Cheques should be made payable to Radio & Electronics World. Overseas payment by International Money Order, or credit card.

ADDRESS.....

CREDIT CARD PAYMENT

Postcode.....

Signature.....



THE PERFECT COMPLEMENT TO RADIO & ELECTRONICS WORLD

Amateur
RADIO
For all two-way radio enthusiasts

With regular features like:

- ☆ DX DIARY: Don Field G3XTT with all the news of rare DX, contests and DXpeditions
- ☆ G3OSS TESTS: Angus McKenzie – the fairest, most comprehensive reviews available anywhere

MORE NEWS, MORE FEATURES, MORE FUN, MORE STYLE

Make sure of your copy by placing a regular order at your newsagents or by taking out a post free, inflation proof subscription, with early delivery to your door each month

AMATEUR RADIO SUBSCRIPTION ORDER FORM

To: Subscription Department • Amateur Radio • 513 London Road • Thornton Heath • Surrey • CR4 6AR
Tel: 01-684 3157

PLEASE SUPPLY: (tick box) for 12 issues, all rates include P & P

Inland £13.20 World Surface £14.30 Europe-Air £19.10 World-Air £25.10

NAME.....

PAYMENT ENCLOSED: £ -

Cheques should be made payable to Amateur Radio. Overseas payment by International Money Order, or credit card

ADDRESS.....

CREDIT CARD PAYMENT

Postcode.....

Signature.....

Radio & Electronics

For all aspects of practical amateur radio

BACK ISSUE SERVICE

All issues from October 1981 onwards are still available, with the exceptions of January and February 1982, and December 1983. All orders must be pre-paid, the cost of each issue being £1.00 inclusive of postage and packing. A contents index spanning the issues from October 1981 to September 1983 is available on receipt of a stamped addressed envelope. To ensure that you don't miss any future issues, we suggest that you place a regular order with your newsagent or complete the subscription order form found in this issue.




JANUARY 1985
Features — Canal Plus, Europe's first VHF/UHF pay-TV service; Phased Vertical Arrays, a computer program for the design and modelling of antenna systems; Russian Satellites, the first part of a series looking at the equipment used to decode signals from the navigation satellites; RF small signal amplifiers, some of the obstacles encountered when constructing radio frequency devices; Principles of Z80 Morse Decoding; Data File, a look at LED sequencer and analogue-value indicator circuits.



FEBRUARY 1985
Features — Airborne TV, some fascinating experiments involving TV transmissions from an aircraft in flight; Direct Broadcast by Satellite, the systems of TV reception via satellite; Touch-sensitive joystick, zapping Klingons is made quicker and easier with this project; The Horseshoe Nail Syndrome, Brian Dale questions the policies of major manufacturers with regard to chip production; Long Waves Live on!, Nigel Cawthorne on long wave broadcasting; Low-pass Filter, clean up your signals with this relatively cheap high power project; Russian Satellites — Part two, the receive section; Data File, more opto-electronics from Ray Marston.



MARCH 1985
Features — Spectrum Watch, a survey of the latest developments in the radio spectrum; Russian Satellites, part three outlines the computing of the received data; Variable Frequency Ramp Generator, a circuit for testing bandpass filters; Electronic Lock, a cheap and versatile project; Data File, seven-segment display driving; Computing, inductance and capacitance values for circuit tracking; Frequency Translation, a follow-up project to November's CB conversion article.




APRIL 1985
Features — RSGB Convention preview; Spectrum Watch, progress with cellular radio, and French private TV; Synchronous Rectifiers, examining these and phase-sensitive devices; Amtext on HF, an experiment with Packet Radio; Weather Satellite Pictures, a ROM for the Beeb; Up in the Air, a cheap aid for VHF antenna experimenting; Data File, photo-diodes and LDRs; 934MHz — Dead or Alive, a look at civilised CB.



MAY 1985
Features — Spectrum Watch, news of European DBS and the MW broadcast band; RS232C Replacement, outlining a possible new standard for serial interfacing; Modifying the FRG-7, by adding a narrow-band filter and compensating for temperature variation; Power Supplies, Roger Alban on the design and construction of PSUs; UoSAT Programs, processing signals from Oscar 9 and 11; TV Reception, Ivor Nathan combines low-level signals; Data File, opto-coupler devices; 24cm TV Converter, Andy Emmerson builds and tests a budget-priced kit.



JUNE 1985
Features — Spectrum Watch, Nigel Cawthorne on mobile radio communications; Computing: Intermodulation, a computer program for sorting out your spurious signals; Power Supplies, reservoir capacitors and Zener diodes; Data File, control techniques are discussed in the concluding part of Ray Marston's mini-series on opto-electronics; Two metre amplifier, designing an FM amplifier for 144 to 146MHz; Circuit review, Terry Weatherley looks at this disc-based design aid for the BBC Micro; Medium Wave DXing, Steve Whitt describes this fascinating area of radio listening.



JULY 1985
Features — Spectrum Watch - USA!, the differences between Europe and the USA in their use of the radio spectrum; Power Supplies, three terminal regulators; Two Metre Amplifier, part 2 of David Silvester's construction project; Data File, the practical applications of the 555 timer IC; A Versatile Spectrum Interface, a simple circuit to resolve problems of interfacing the Sinclair Spectrum; Morse Decoding, a program using Z80 Mode 2 interrupts.



AUGUST 1985
Features — Spectrum Watch, DBS developments in China and undersea cables; Power Supplies, this month a look at pass transistors; Video Monitor Conversion, conversion of an ordinary TV set into a video monitor (part one); Satpack, a package of information, data and programs for BBC microcomputer; To Heard and Back, part one of a DXpedition to a remote island in the Indian Ocean; Data File, part two of series on the 555 timer IC.

RADIO & ELECTRONICS WORLD BACK ISSUE ORDER FORM

TO: Back Issues Department • Radio & Electronics World • Sovereign House • Brentwood • Essex • CM14 4SE

PLEASE SUPPLY: (state month and year of issue/s required) [NOTE: January & February 1982, and December 1983 issues not available]

NAME:

..... at £1.10 each

ADDRESS:

PAYMENT ENCLOSED: £

.....

Cheques should be made payable to **Radio & Electronics World**. Overseas payment by International Money Order or credit card

.....

CREDIT CARD PAYMENT:

.....

..... POST CODE


SIGNATURE



MOSFET POWER AMPLIFIERS

PAT 500

(Mono Unit)



PAT 500 illustrated 500w into 4 ohms, 280w into 8 ohms

£45.00 kit, £49.60 built

PAT120 120w into 8 ohms
£18.50 kit, £21.00 built

PAT 200 200w into 8 ohms
£28.00 kit, £30.50 built


A range of 3 Mosfet Power amplifiers which incorporate the latest developments in Mosfet technology, using new techniques developed by CSL Sound Systems in the professional and Audiophile market these amplifiers out perform the standard Mosfet amplifiers in specification and musicality giving a smooth response throughout the audio range with dynamic low frequency performance often lacking in Mosfet amplifiers. All of the P.A.T. series use 160v Mosfets to give incredible headroom with exemplary distortion and noise levels.

AMP - 01 - M

STATE OF THE ART PRE-AMP, NOW AVAILABLE, AS DESCRIBED IN HI-FI NEWS MAGAZINE, S.A.E. FOR DETAILS.

- P.S.U Capacitors 15000 uf 100v computer grade £6.95
- 10000uf 80v industrial grade £4.80
- 400v 35amp bridge rectifiers £2.95
- 240v A.C. fan, 120mm, 90cfm £14.00
- 24v D.C. fan, 120mm, 90cfm £22.00
- D.C. fan controller increases fan speed as temperature rises £8.50

- Fan guards for above fans, block plastic £1.45
- Toroid 240v primary, 55-0-55sec, 160VA £11.50
- Toroid 240v primary, 55-0-55sec, 300VA £16.50
- Toroid 240v primary, 55-0-55sec, 625VA £26.50



Accessories


Prices do not include V.A.T

allow 70p per order for P & P. C.W.O

allow 14 days delivery.

AP100 Pre-amplifier

(Mono Unit)




AP100 £9.80 kit, £11.45 built

Protection circuit

Protect your costly speakers from D.C. damage due to incorrect inputs or P.S.U. failures, this unit contains a heavy duty relay to disconnect the speakers if a D.C. condition appears at the amplifiers output.

£7.50 kit, £8.30 built



(Stereo unit)

Bargraph unit

A Stereo 2 x 10 LED unit, displays the output voltage of the PAT units in db's, green amber and one red LED give warning of clipping levels, each channel is adjustable to various loads and output powers. Note, this unit is fitted with flat top LEDs to allow a flush panel mounting.

£12.95 kit, £15.10 built

C.S.L Sound Systems

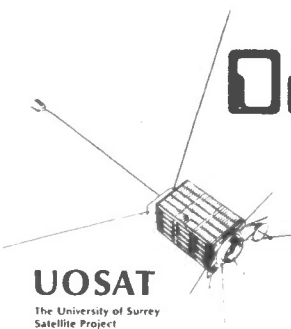
Unit 27, Tything Road West

Arden Forest Ind. est.

Alcester, Warwickshire B49 6EP

Tel: (0789) 764710

DATA FROM SPACE!



UOSAT
The University of Surrey
Satellite Project

Don't just play games on your computer—use REAL DATA from SPACE!



ASTRID receives from UOSAT satellites:-

- ★ News Bulletins on spacecraft matters.
- ★ Operating schedule of UOSAT.
- ★ Satellite Status.
- ★ Experimental Data.
- ★ Messages on the Electronic Mailbox System
- ★ Orbit Information.
- ★ Digitalker Speech Telemetry.
- ★ CCD Television Camera Signals.

ASTRID

Automatic Satellite Telemetry Receiver & Information Decoder

UOSAT Satellites are designed and built by the University of Surrey to encourage a deeper understanding of the rapidly expanding industries of space technology, electronics and computing.

ASTRID is a COMPLETE Satellite receiving and decoding package that allows data from UOSAT Satellites to be displayed on home computers via a serial interface, (ASCII format 1 start 7 data 1 even parity & 2 stop bits). The system is fully tested and ready to operate and comprises: Receiver/Decoder/Power Supply Unit/Aerial/Feeder/Test Tape/Connecting Leads/Instruction Manual.

ASTRID operates FULLY AUTOMATICALLY – using the remote control on your tape recorder – for those night time passes!

ASTRID is only available from the manufacturers. Please send cheque or postal order (or use your Barclaycard or Access number) for £144.00 + £5.00 carriage to MM Microwave Ltd., Thornton Road Industrial Estate, Pickering, N. Yorks. YO18 7JB. Tel: 0751 75455.



FREE CLASSIFIED ADS

FREE CLASSIFIED ADS CAN WORK FOR YOU

We are pleased to be able to offer readers the opportunity to sell your unwanted equipment or advertise your 'wants'.

Simply complete the order form at the end of these ads, feel free to use an extra sheet of paper if there is not enough space on the order form. We will accept ads not on our order form.

Send to: *Radio & Electronics World*, Sovereign House, Brentwood, Essex CM14 4SE.

DEADLINE AND CONDITIONS

Advertisements will be inserted in the first available issue on a first come first served basis. We reserve the right to edit and exclude any ad. Trade advertisements are not accepted.

FOR SALE

■ SB102 transceiver, ham bands, 180W PEP SSB/CW. Inc P/supply, spkr, mic, handbooks, clean working condition, £150. SX62AU, was 'Hallicrafters' top Rx for gen-coverage, 500KHz to 108MHz ideal for BC band listener, powerful Rx and good order, £70. CTE 100W, 240V, 26-30MHz linear, £35. SX71, 500KHz-55MHz gen-cov Rx by Hallicrafters, bandspread on ham bands, ok on SSB. Good clean Rx, £75. SX24 'Defiant' again by Hallicrafters, 500KHz-32MHz, no mods, immaculate original order, stored for 20 years, new mains lead put on, and works like new, 2 owners since 1939, a good collectors Rx, £65. BC348M, 240V, again in immaculate condition 1 mod, Dial-lite switch, instead of rotary control. Unmarked F/panel, you will have a job finding a cleaner model, £60. Belcom LS102L 26-30MHz SSB/FM/CW/AM. FB on SSB but suffers bleedover on FM (CB). Good clean Tx/Rx, in box £170. BC906 freq meter, £8, in wooden case. WW2 mine detector, working and complete, £15. Bonton Rx meter, 250/A, USA. H/Book £20. All gear ono. Tel: (0908) 314095

■ Zetagi BV131 linear amp. Converted 10 metre and 15 metre amateur bands. Also works on 11 metre band. 100W AM/FM 200W SSB. Very good condition £80 or nearest offer. Tel: any time after 4.30pm and ask for Paul on Congleton 275158

■ Fortop 23cm Rx TVR130. Also video modulator Forton TVD100, both for £100, brand new. Jaybeam 23cm corner reflector antennas. New, two for £20 each. Pye 17inch b/w TV monitor, £20. Ikegami 9inch b/w TV monitor, £20. Toyo T435 2m/70cm I/L wattmeter, brand new, £25. Collect or carr extra. W Burton, 149 Longfellow Rd, Coventry. Tel: (0203) 455021

■ Siemens console radio, six short waves, medium, long and VHF. Rosewood cabinet, good selectivity, very wide tuning dial and five speakers. Perfect working order. Ideal for the beginner in DXing on all bands. £45.00. Common core basic electricity course, five books, and BIET electrical mathematics course, twenty one lessons, £12.00 the lot. Can deliver. Mr Lewin, 345 Tom's Lane, Bedmond, Watford, Herts WD5 0RA

■ Radio books old and new. Also books on traction engines, diecast toys and tropical fish. SAE to Marris, 35 Kingswood House, Harnham Road, Slough, Berks SL2 1DA

■ Vintage wireless set. Osram Music Maker. 1928 model. Complete with valves. Circuit diagram available. Good condition. Matching speaker unit included. £40. Please tel: Reading 883799

■ Clearing shack, Eddystone S640 receiver, 1.6MHz/33MHz usual features £30. Heathkit GR54 receiver AM/LSB, USB/CW. 1.5MHz/30MHz Morse key connections £38. Wayne-Kerr frequency calibrator CT42, 3 plug in xtals £18. Wayne-Kerr component bridge B121. Resistance, capacity, inductance, £15. Newnes Radio/Television 1946-61, 1966-73, + old blueprints, 14 vols. £20. New regulated PSU, 13.8V 3.5 amps £11. 9.5mm prewar films 1,300ft including George VI Coronation, C Chaplin 400ft, S Pollard, Mickey Mouse, tennis £25. PSU 12V-16V dc 2.5A autout-cut-off (for models) £4.50. Philips 30kV probe, as new £45.00. Grundig 8 channel radio control transmitter, receiver and filters-8 various Servos £20. Pye Cambridge AM 10 DV Tx, 170.025, Rx, 165.825, £10. CB radio Midland 2001 £10. CB antenna Thunderpole 2 new boxed £16. Eumig S 8 10D 15 watt sound film projector 8mm dual standard with case, sound on sound, auto-dub etc. Used only 5 times, plus Chinon sound film camera (reflex) auto/manual zoom lens F1.9-25mm, mike and earphone used for 2 x films only, with case, cost £315 sell £130 the lot. Minolta 50mm lens (Rokkor 1.2) auto SRT 100 plus case plus

80/200mm telephoto lens with case, auto 24 flash and super wide semi-fish eye lens, new, in case £110. Halinatam 300 watt semi-automatic slide projector hardly used since new. F1.28/100mm lens inc slide cassette £12. Uher tape recorder, mint, metal body, desk top portable with spare tapes £16: Ferrograph tape machine, Wright and Wear mechanism as was used by BBC, 3 heads (one stereo) dubbing in, fade in/out etc, meter fitted, hardback manual. First £35. New contact printer £3.50, tape recorder, as new, spare tapes £9. Various cassette player/recorders £7-£12. Car stereo radio/cassette player, speakers £16. 2 car stereo cassette players, speakers, £10 each. Stereo cassette 2nd speaker, unhinges from body, plays and records, mains/battery £12. Stereo cartridge as above £9: Vega long, medium and 6 short wave receiver. Battery/mains £14. Portable record player professional Thorens deck, removable 3-way speaker in lid, superb £15. All the items are on you collect or post extra. G11PC J D Methuen, 42 Alpha Road, Crawley, Sussex RH117AZ Tel: (0293) 27187

■ Creed 444 teleprinter with integral tape punch and reader. Complete with BARTG terminal unit. £65. Buyer collects. John Rowles. Tel: (0480) 66908 (St Ives, Cambs)

■ JVC CD 4 four channel compact disc demodulator, offers or exchange anything radio/electronic. Paul O'Flanagan, Flat 3, 29 Prideaux Road, Stockwell, S London SW9 9LQ. Tel: (01) 733 0665

■ FT102 with FM board fitted. Used in Rx mode only. RF amp needs attention. Exchange for general coverage valve receiver with cash adjustment or £400 cash. David Jones, 24 Cowell Road, Garwant, Dyfed. Tel: (0269) 84 2953

■ Kyokuto 10 watt FM mobile 144-149 must sell £99. Ferguson b & w portable 12V/240V vgc £29. 70cm multibeam £10. Approx 200 valves some old TV radio transmitting VHF/UHF HF, some new, offers TV tubes. Offers VHS video recorder, good condition remote £169. Dave Hoddesdon. Tel: (0992) 440587 after 6pm.

■ KW EzeeMatch ATU £35. LAR HF omni match ATU all bands incl WARC £60. SEM Ezitune ant tuning bridge £25. Half size G5RV £7.50. Mains PSU 12 volt 5 amp metered £15. All items brand new. John Randall G3OAZ, 243 Paddock Road, Basingstoke, Hants. Tel: 465126

■ Trio TS780 dual bander 144/432 multimode base station. As new, boxed with SP70 speaker. Cost new £1000+. £750 ono Icom IC701 HF transceiver, 100W digital all bands with matching PSU, remote keyboard, etc. As new, £495 complete. Tempo 2002 2kW 144MHz linear unused £785. Tel: (01) 9984936 after 7.30pm

■ Two Creed Envoy teleprinters. One including work desk. Offers invited. Tel: (570) 4077, ask for Shomit

■ Portable computer, Tandy model 100, 24K RAM, CW, case, manuals, printer cable, ac adaptor plus built in software WP Telcom for communication. Also C/W acoustic coupler for data transfer along telephone lines ie Telecom Gold perfect condition, £450 the lot. Also for sale thermal printer, ideal for Tandy, CoCo and Dragon. Will work with Spectrum thru RS232C £40. Tel: (0742) 471160, after 7.00pm

■ Pye Cambridge AM10B 6 channel mid band £2. Microphone control box and cables £1. Loudspeaker £1. Creed 6S6M auto Tx £3. Creed 7TR punch £3. New boxed valves EF91, EF92, ECC81, 6BH6, 5U4G, 5Z4G, £1 each. 6BR7 £2. 5B254M £10 pair. Tel: Hitchin 811591, after 6pm

■ Eumig dual projector 8mm standard and 8mm super. Mirage 8mm super camera as new in leather case. One splicing or jointing machine. Films yes. One AVO signal generator portable No 2 ZD03771

complete in case. Must be collected. Would exchange for a good 70cm transceiver. RD Hargreaves, 58 Horsewell Lane, Wigston Magna, Leicester LE8 2HQ Tel: (0533) 889903

■ Trio TR2500 2 Ni-cads plus car plus adaptor plus carry case, belt clip, sp/mic, spare case and top piece. Swap for Yaesu FT-290R with Nicads or sell £200 ono. Tel: (0742) 471160 after 7.00pm.

■ Rascal RA17 general coverage receiver, good condition, £145 ono. Tel: Birmingham (021) 3283293

■ Spectrum + with microdrive. 3 months old with guarantee and 3 years insurance. Kempston joystick, plenty of books and software inc RTTY on both tape and microdrive. Also CW terminal on tape. No interface needed, just 2 leads for RTTY or CW Tx. Exchange 2 metre portable multi-mode (FT290 or similar) or cash £200. No offers. Tel: Len G6ZSG (021) 453 9762, anytime

■ Hewlett Packard transistors, low noise (2.8dB), 4GHz type HXTR6101 (2N6617), ideal for satellite Rx, QTY limited, £35 - each. Taylor. Tel (01) 9693192 eves

■ Scarab systems terminal unit, MPTU-1, £38.00. No offers. Prefer buyer to inspect and collect, or £1.50 postage. SAE for reply appreciated. Maurice G6IMV, 18 Mossvale Grove, Washwood Heath, Birmingham B8 3QJ

■ HF Tx FLDX 500, 240W 80-10 mtrs, £90 ono. Burndep B473 hand-held on 2 mtrs. Fitted Rx R5, S17, S22. No Tx xtals with CCT, batteries £50 ono. Roller coaster coil £3. Datong speech processor with nicads £25. RA17 Rx with CCT £120. 70cms Westminster transistorised, 4 ch fitted 15W PA all leads etc £50. Swap any above for 70/2MHz SSB gear, WHY all collect or post extra. Ben G4BXD Tel: (021) 525 9772

■ Modem 1200/75 full duplex, 1200/1200 half duplex, (direct connect type) plus ROM for Prestel. Unwanted prize, hence as new condition. £45. Also RH Electronics lightpen for BBC micro £25. Tel: Dave (061) 430 2060, after 6pm

■ Exchange Grundig Yacht Boy 700 receiver, digital, analogue, clock, SSB, wide, narrow, 5kHz filter, immaculate for Telereader CWR610E decoder unit, must be in first class condition. Borthwick, 92 Linglie Road, Selkirk, Selkirkshire


■ Trio 9R-59D communications receiver and matching SP5 DS speaker. Good order £60. GEC base station transceiver. 10 channel 158-2 MHz and some hand sets same frequency. Offers. G W Reed 96 Wootton Road, King's Lynn, Norfolk PE30 4BT

■ JIL SX400 VHF/UHF scanning receiver, 25-520MHz no gaps, AM FM with facility for computer interface, excellent receiver, bargain at £400.00 ovno. Boxed with manual, only a few months old. Reason for sale owner changing to HF bands. K L Phillips, 3 Linden Court, Frithville Gardens, London W12 7JL. Tel: (01) 743 0811

■ Tau SPC3000 HF ATU brand new, unused in original carton with handbook, slow motion tuning with power and SWR meters, will handle 1kW output, selling up, will accept £200.00 ono. Buyer collect or postage extra. Tel: (051) 644 9122 after 8pm Merseyside area.

■ Potted bridge rectifiers ITT 70USD 13003MDH, 25p each. Reed switches, 6p each. Weller TCPI with PUID £8.50. Red point powersinks 9x55x14 (18) 30p each. Binocular microscope head Reiche, offers. Stereoscopic bench magnifier. New lens and spare fluorescent tube £30. Jacobs drill chucks 1/4, 5/16, 3/8, £3 each. Agfa Gevaert 10 1/2in spools. Cine centres new (4) 75p. Each KT66 GEC new £8. Various chrome instrument case handles. SAE for list. Evenings or write to: Mr F Joyce, 110 Charteris Road, Kilburn, London NW6 7EX

■ ASR33 ASCII printer and keyboard with full set of service manuals. Offers invited. Tel: Tony Leeming (0608) 811102



G4BMK RADIO SOFTWARE
 DRAGON/TRS80C. A wide range of high quality radio software, available on tape or ROM cartridge.
 RTTY Tape £12. Morse Tutor £6.50. CW Transceiver £10.75.
 ROM Cartridge for RTTY. ASCII. CW and AMTOR £59.
 CBM64-RTTY-Tape £11 Disk £14
 CBM64-CW Tx/Rx Tape £10 Disk £12
 VIC20-RTTY-Tape £10
 ATOM-RTTY-Utility ROM £16
 All programs feature split-screen type-ahead operation.
 State callsign (if any). SAE for details.
GROSVENOR SOFTWARE (REW)
 2 Beacon Close, Seaford, Sussex, BN25 2JZ
 (0323) 893378

ESR
 13a Station Road
 Cullercoats – North Shields
 Tyne & Wear – NE30 4PQ
 Telephone 091 2514363

TRANSISTORS – RESISTORS – CAPACITORS – DIODES – LED'S – SCR'S – ICS – VOLTAGE REGULATORS – DISPLAYS – AUDIO & EDGE CONNECTORS – VERO/PCB'S – INSTRUMENT CASES & BOXES – POWER AMPLIFIERS & MODULES – MICROPHONES & STANDS.

WRITE OR PHONE FOR FREE PRICE LIST.

Glenbond (Videotel) Ltd
 25, Stamford Street, Altrincham, Cheshire, WA14 1EX
 Tel: 061 941 3057 Telex: 666387
 Standard 2m and 70cm – Jaybeam – Ant Antennae
 Antiference – Weltz – Sinclair computer spares
 Colin G1 1ZD Gavin G1 1ZL
 Your radio sold on commission basis

Surplus for Sale and Wanted quantities of electronic components and equipment always required.
 Send for latest stock list or advise us of your surplus.
 Dionics
 50 Whitemoor Rd, Kenilworth, Warwickshire, Tel (0926) 59658, Telex 312440

SCOPES
 Repaired & recalibrated, all makes, all models.
 Scopex Safgan, Older TEK TQ
MENDASCOPE LTD
 Otter House
 Western Underwood, Olney
 Bucks MK46 5JS
 Tel: Bedford (0234) 712445

J Linsley Hood Designs
 Distortion Analyser kit.....£25.00 (p&p £1)
 Millivoltmeter kit.....£12.25 (p&p 75p)
 Case & Panel for above.....£12.00 (p&p £1)
 ETI Mosfet P A kit.....£51.00 (p&p £1.50)
 Audio Signal Gen (.02%).....£28.50 (p&p £1.50)
 Audio Signal Gen (.002%).....£28.80 (p&p £2.00)
 Fixed frequency Gen.....£11.00 (p&p 50p)
 Reg PSU 1.5/35 volts.....from £12.80 (p&p 75p)
 SAE for full information
Teleradio Electronics
 325 Fore St, London N19 0PE
 Tel: 01-807 3719

CRYSTALS Made to order for any purpose and large stocks of standard frequencies for computers, modems, etc. Amateur CW (QRP) freqs £4.00 and CB conversion crystals at £4.50.
FILTERS Crystal, monolithic, mechanical and ceramic for all standard IFs. Special 10.695MHz for big improvement to most CB rigs at £4.50 each.
 SAE FOR LISTS. PRICES INCLUDE VAT AND POST
P R GOLLEDGE ELECTRONICS
 G3EDW, Merriott, Somerset, TA16 5NS
 Tel. 0460 73718

PNP Communications
Modular Terminal Units for RTTY – MORSE – AMTOR
 PL1 RTTY mod/demod.....£14.50k £18.50a
 MF1 Morse demod.....£12.50k £18.50a
 FP1 Power supply/amp.....£11.50k £14.50a
 a = assembled PCB, k = kit of parts.
 Software available for: Dragon VIC20, CBM 64, BBC, Amstrad CPC464, Acorn ATOM. Please add VAT at the current rate.
 ACCESS & VISA welcome
 62 Lawes Avenue, Newhaven, East Sussex BN9 9SB
 Telephone: (0273) 514465
 LARGE SAE for full catalogue

XXX ADULT VIDEO CLUB
 For the genuine adult films. Available only from ourselves. Ring
0924-471811 (24hrs)
 For the intimate details or write
ADULT VIDEO CLUB
 P.O. Box 12, Batley, W. Yorks.

Radio & Electronics
 For all aspects of practical amateur radio World
 This method of advertising is available in multiples of a single column centimetres – (minimum 2cms). Copy can be changed every month.
RATES
 per single column centimetre:
 1 insertion £9.65, 3 – £9.15, 6 – £8.65, 12 – £7.75.



RADIO & ELECTRONICS WORLD SMALL AD ORDER FORM

TO: Radio & Electronics World · Sovereign House
 Brentwood · Essex CM14 4SE · England · (0277) 219876

PLEASE RESERVE.....centimetres by.....columns

FOR A PERIOD OF 1 issue..... 3 issues..... 6 issues..... 12 issues.....

COPY enclosed..... to follow.....

PAYMENT ENCLOSED:..... £ — Cheques should be made payable to Radio & Electronics World. Overseas payments by International Money Order


CHARGE TO MY ACCOUNT.....

COMPANY

ADDRESS

SIGNATURE **TELEPHONE**.....

_____ C P I _____



YOU ARE NEVER FAR FROM A PARTRIDGE COMMUNITY BROADCAST MIXER

56 Fleet Road,
Benfleet,
Essex SS7 5JN

03745 3381 or
03745 3256
for full details

NEW AND SURPLUS COMPONENTS IN STOCK

SPECTRUM RADIO & ELECTRONICS LTD
36 SLATER STREET, LIVERPOOL L1 4BX
TELEPHONE 051-709-4628

MORSE TUTOR

£4.00 on cassette. £6.00 on microdrive for Sinclair Spectrum. 4 to 19 words per minute, variable spacing, variable groups of random letters, numbers or mixed; Random sentences, own message, single characters and variable pitch. Feedback on screen, printer, or speech (Currah Microspeech 48K only) and repeat facility. 16K and 48K versions on one cassette 48K only on microdrive.

WD SOFTWARE

Hilltop, St. Mary, Jersey, C.Islands
Telephone (0534) 81392

★ SERVICE MANUALS ★

For ALL electronic equipment. Any age, make, model. Amateur Radio, Test Equipment, Televisions, Colour & Mono, Vintage Wireless, Audio, Music Centres, Video etc. Thousands stocked.

see enquiries and quote BY RETURN.

MAURITRON TECHNICAL SERVICES
DEPT REW, 8 Cherry Tree Road, Chinnor, Oxon, OX9 4QY.

ETESON ELECTRONICS



15B Lower Green,
Poulton-le-Fylde, Blackpool
Tel: (0253) 885107

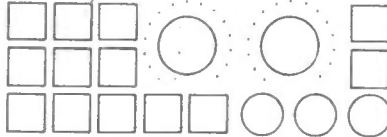
Open: 9.30am-12.30, 1.30-5.30. Closed Wed & Sun.
Electronic Component Specialists.

UNIDEN CR-2021 COMMUNICATIONS RECEIVER

150KHz-29999KHz. AM/SSB/CW 76-108MHz. FM 6 memory AM, 6 memory, FM, auto scan, digital tuning, LCD. Supplied with mains PSU.

£166.74 inc VAT and carriage
For full illustrated tech. spec. S.A.E.
E.M.A. ELECTRONICS, Orford, Woodbridge, Suffolk
Tel: 039-45-696 or 328

COUNTY GUIDE



KENT

Thanet Electronics

95 Mortimer St, Herne Bay
Tel: 02273-69464
Open: Mon, Tues, Wed 9-5
Thurs 9-1, Fri, Sat 9-5.30

All mail order & service enquiries to head office, 143 Reculver Rd, Tel: 02273-63859



NOTTS

R.A.S.(NOTTINGHAM)

P Owen G8UUS
3 FARNDON GREEN; WOLLATON PARK
NOTTINGHAM: TEL: 0602 280267
Open: Tues-Fri 10-5.30, Sat 9-5
YAESU: FDK: ICOM: TONNA
HALBAR: WELZ: ANTENNAS & OWN GW5 H.F

COUNTY GUIDE

Ad sizes

20mm x 59mm = single County Guide
40mm x 59mm = double County Guide

Total prepayment rates	Ad space	3 issues	6 issues	12 issues
	single	£47.00	£88.00	£158.00
	double	£94.00	£176.00	£316.00

RADIO & ELECTRONICS WORLD COUNTY GUIDE ORDER FORM

TO: Radio & Electronics World · Sovereign House · Brentwood · Essex · CM14 4SE · England · (0277) 219876

print your copy here

NUMBER OF INSERTIONS REQUIRED

Single County Guide 3 £47.00 6 £88.00 12 £158.00
Double County Guide 3 £94.00 6 £176.00 12 £316.00

PAYMENT ENCLOSED

£ —

Cheques should be made payable to Radio & Electronics World. Overseas payments by International Money Order

Conditions — Payment must be sent with order form. No copy changes allowed. Ads accepted subject to our standard conditions, available on request.

Registered No 2307662 (England)

C P I

RADIO AND RTTY BOOKS NEW BOOKS

GUIDE TO UTILITY STATIONS 1985

Lists 14,746 SW frequencies, 4,130 RTTY stations, 3,194 Callsigns plus much more. The most comprehensive frequency listing book available. £16.00 + £1.30 p+p

RTTY Press Broadcasts

New edition listing press agency frequencies and much more £11.85 + 65p p+p.

ASK FOR FREE CATALOGUE OF MANY NEW BOOKS

INTERBOOKS

(Formerly Interproduct Ltd)
Dept RE1 Stanley Parth PH1 4QQ
Tel: 073882-575

STEWART OF READING

110 WYKEHAM ROAD
READING RG6 1PL
TEL NO: 0734 68041

TOP PRICES PAID FOR ALL TYPES OF SURPLUS TEST EQUIPMENT, COMPUTER EQUIPMENT, COMPONENTS etc ANY QUANTITY

WEST MIDLANDS

CENTRE ELECTRONICS

345 Stockfield Road, Yardley, Birmingham B25 8JP
Specialists in the sale and service of Ex Government and Vintage Radio and Test Equipment. (Many spares in stock).
Telephone enquiries to 0676 32560

Special delivery service

Shop open Thursdays, Fridays and Saturdays

COUNTY GUIDES

FROM ONLY £13.16 PER MONTH

Take advantage of this simple, economical and rewarding method of advertising by filling in the form below.

DISPLAY AD RATES		series rates for consecutive insertions			
depth mm x width mm	ad space	1 issue	3 issues	6 issues	12 issues
61 x 90	1/8 page	£91.00	£86.00	£82.00	£73.00
128 x 90 or 61 x 186	1/4 page	£160.00	£150.00	£145.00	£125.00
128 x 186 or 263 x 90	1/2 page	£305.00	£290.00	£275.00	£245.00
263 x 186	1 page	£590.00	£560.00	£530.00	£475.00
263 x 394	double page	£1140.00	£1070.00	£1020.00	£910.00

COLOUR AD RATES		colour rates exclude cost of separations	series rates for consecutive insertions		
depth mm x width mm	ad space	1 issue	3 issues	6 issues	12 issues
128 x 186 or 263 x 90	1/2 page	£420.00	£395.00	£375.00	£335.00
297 x 210	1 page	£810.00	£760.00	£730.00	£650.00

SPECIAL POSITIONS	Covers:	Outside back cover 20% extra, inside covers 10% extra
	Bleed:	10% extra [Bleed area = 307 x 220]
	Facing Matter:	15% extra

DEADLINES		*Dates affected by public holidays			
issue	colour & mono proof ad	mono no proof and small ad	mono artwork	on sale thurs	
Oct 85	15 Aug 85	21 Aug 85	23 Aug 85	12 Sep 85	
Nov 85	12 Sep 85	18 Sep 85	20 Sep 85	10 Oct 85	
Dec 85	17 Oct 85	23 Oct 85	25 Oct 85	14 Nov 85	
Jan 86	14 Nov 85	20 Nov 85	22 Nov 85	12 Dec 85	

CONDITIONS & INFORMATION			
<p>SERIES RATES Series rates also apply when larger or additional space to that initially booked is taken. An ad of at least the minimum space must appear in consecutive issues to qualify for series rates. Previous copy will automatically be repeated if no further copy is received. A 'hold ad' is acceptable for maintaining your series rate contract. This will automatically be inserted if no further copy is received. Display Ad and Small Ad series rate contracts are not interchangeable.</p>	<p>If series rate contract is cancelled, the advertiser will be liable to pay the unearned series discount already taken.</p> <p>COPY Except for County Guides copy may be changed monthly. No additional charges for typesetting or illustrations (except for colour separations). For illustrations just send photograph or artwork. Colour Ad rates do not include the cost of separations.</p>	<p>Printed — web-offset.</p> <p>PAYMENT Above rates exclude VAT. All single insertion ads are accepted on a pre-payment basis only, unless an account is held. Accounts will be opened for series rate advertisers subject to satisfactory credit references. Accounts are strictly net and must be settled by publication date.</p> <p>FOR FURTHER INFORMATION CONTACT Radio & Electronics World, Sovereign House, Brentwood, Essex CM14 4SE. (0277) 219876</p>	<p>Overseas payments by International Money Order. Commission to approved advertising agencies is 10%.</p> <p>CONDITIONS 10% discount if advertising in both Radio & Electronics World and Amateur Radio. A voucher copy will be sent to Display and Colour advertisers only. Ads accepted subject to our standard conditions, available on request.</p>

ADVERTISERS INDEX

Ariel Systems.....	28	Keytronics.....	51
Armon Elec.....	45	Lecmar.....	11
L&S Bear Elec.....	11	Micro Concepts.....	46
Blackstar.....	28	Microwave Modules.....	30
J Bull.....	37	MM Microwave.....	61
Cirkit.....	18-19	Quaitslab.....	43
PM Components.....	14-15	Reltech.....	43
Comutech.....	32	RSGB.....	32
Croydon Dis Elec.....	29	Sendz.....	68
Digitask.....	28	Sherwood Data.....	25
Display Elec.....	38-39	Solar Ventilation.....	32
East Cornwall.....	67	CSL Sound Systems.....	61
Edwardschild.....	29	C R Supply.....	29
IMS Elec.....	46	Thanet.....	6-7
GCHQ.....	43	R Withers.....	2, 20
Greenwood Electrical.....	23	Wood & Douglas.....	20
Hart Electronic.....	11		

SA5000A £1.80	R2775=TI41c 40p	MR502 10p	2SC458 50p
SA5012A £2.80	R3129=TI47 40p	BCW71R 30p	2SC515 10p
SA5020 £2.80	S2008b 80p	BYF 1202 10p	2SC732 10p
SA5030 £2.80		BYF 1204 10p	2SC733 10p
SA5040 £3.50	2SC940 £1.00	BYF 1204 10p	2SC1030 £1.00
SA5050 £3.50	BU108/04 80p	BYF 3214 40p	2SC1172A 10p
SA5050A £4.40	BU108 1.00	BYX 10 5p	2SC1173 10p
SAF1032p £2.80	BU124 80p	BYX 36/600 38p	2SC1419 10p
SAF 1039 £2.00	BU126 80p	BYX 36/300 28p	2SC1545 20p
SA5560 £1.00	BU209 70p	BYX 49/600R 78p	2SC1725 20p
SA5670 £1.00	BU205 1.00	BYX 55/6000 (Bead) 10p	2SC2073 5p
SL918 £4.80	BU206 £1.00	BYX 71/350 20p	2SC2122A £1.00
TA122 £1.18	BU207 £1.00	BYX 71/600 80p	2SC2229 15p
TA4320A 50p	BU208 on heat sink 70p	BYX 72/300 20p	2SC2350 15p
TA4470 £1.50	BU208A 80p	BYX 96/600 80p	2SD180 TO380V/6A 15p
TA4570 78p	BU208D 80p	BYV 95C 12p	2SD200 2.00
TA4611B 50p	BU222 £1.00	BYZ 106 10p	2SK30A 10p
TA4621 £2.00	BU326 £1.00	BPW 41 15p	BC107 10p
TA4631 90p	BU407 80p	BYU 562/A1000v G11 5p	BC108 10p
TA4641 £1.80	BU426V 80p	BZV 15/24 84p	BC109 5p
TA7117 50p	BU500 £1.10	BZV 30/675 80p	BC113 10p
TA7120P 50p	BU508A £1.20	BZV 15/18 30p	BC114 10p
TA7315AP 50p	BU526 75p	BZV 15/30 30p	BC115 10p
TA7607AP 50p	BU807 £1.00	BZV 70c6v2 10p	BC116 10p
TA7609P 50p	BU324 £1.00	BZX 79.3V 10p	BC117 20p
TBA120A 50p	BU184 50p	BC414 10p	BC125 20p
TBA120AS 50p	BUV71 £1.00	BC412 10p	BC126 10p
TBA120B 40p	TIC106A 40p	BC440 10p	BC126 10p
TBA120SB 40p	TIC116m 40p	BC455 10p	BC139 10p
TBA120SQ £1.00	TIC116m/Y1003 35p	BC456 10p	BC140 10p
TBA120Q 30p	TIC126N 40p	BC482 25p	BC141 25p
TBA120C 40p	TIC225S 40p	BC482 10p	BC143 25p
TBA1441 £1.00	TIC226E 40p	BC483 10p	BC148 10p
TBA231 78p	TIC226m 30p	BC478 10p	BC149 10p
TBA395Q 50p	TIC236m 30p	BC527 10p	BC153 10p
TBA396Q £1.00	TIC2106D (T092 case) 20p	BC532 10p	BC154 10p
TBA396 78p	TIP 29 30p	BC546 10p	BC157 10p
TBA440P £1.00	TIP 29 30p	BC547 10p	BC158 10p
TBA1440C £1.00	TIP 30 35p	BC548 10p	BC160/16 25p
TBA480Q £1.00	TIP 30A 35p	BC556 10p	BC171 10p
TBA520 £2.00	TIP 30B 40p	BC557 10p	BC172 10p
TBA530 £2.00	TIP 30C 45p	BC558 10p	BC173 10p
TBA540 £1.00	TIP 31 25p	BC559 10p	BC174 10p
TBA590Q £1.75	TIP 32 25p	BC565 10p	BC183 10p
TBA590CQ £2.00	TIP 33B 50p	BCX31 25p	BC184 10p
TBA570 £1.50	TIP 33C 70p	BCX32/36 pair 75p	BC204 10p
TBA625 £2.00	TIP 34A 50p	BCX32 25p	BC207 10p
TBA641 £2.00	TIP 34B 50p	BD124 60p	BC212 10p
TBA661 £2.00	TIP 34C 50p	BD124 (metal) 60p	BC213 10p
TBA673 £1.00	TIP 35B 50p	BD130Y 25p	BC214 10p
TBA720A £1.80	TIP 35C 70p	BD131 10p	BC237 10p
TBA780 £1.80	TIP 35D 80p	BD132/238 30p	BC238 8p
TBA800 50p	TIP 36C 80p	BD135 25p	BC239 10p
TBA810AP 60p	TIP 36D 70p	BD138 30p	BC251 10p
TBA810S 60p	TIP 41D 70p	BD139 30p	BC252 10p
TBA820 60p	TIP 42/BR6109 30p	BD172 25p	BC262 10p
TBA820Q £1.80	TIP 48 40p	BD183 70p	BC263D 20p
TBA890C £1.00	TIP 49 30p	BD182 £1.00	BC268 10p
TMS1000NL £2.00	TIP 57 30p	BD182 10p	BC269 10p
TMS1843 clock chip £1.00	TIP 100 30p	BD183 70p	BC282 10p
TMS980 £4.00	TIP 101 30p	BD202 30p	BC288 10p
TMS9901 £1.00	TIP 102 30p	BD203 10p	BC300 30p
TMS32716J £1.00	TIP 112 30p	BD222 30p	BC301 30p
TMS325 £1.00	TIP 115 50p	BD228 20p	BC303 30p
TMS320ANS £2.00	TIP 117 50p	BD226 20p	BC307 7p
TMS4014 70p	TIP 120 50p	BD228 20p	BC308 7p
TX-012 £1.20	TIP 121 50p	BD238 10p	BC309 10p
ULN2216 78p	TIP 125 35p	BD239 10p	BC327 10p
SN2948 50p	TIP 130 30p	BD243c 30p	BC328 10p
SN2970BN £1.00	TIP 131 25p	BD244 50p	BC328/338 pair 15p
SN2971BN £1.00	TIP 136 30p	BD250a 50p	BC337 10p
SN2972BN £1.00	TIP 137 30p	BD252 50p	BC338 10p
SN7402N £1.00	TIP 140 50p	BD331 60p	BC347 10p
SN7472N £1.00	TIP 142 50p	BD332 20p	BC349B 10p
SN74107 £1.00	TIP 143 50p	BD333 20p	BC350 20p
SN74167 70p	TIP 144 50p	BD334 20p	BC365 10p
SN7472N 20p	TIP 145 50p	BD335 20p	BC364 10p
SN75108AN £1.00	TIP 146 50p	BD336 20p	BC394 10p
SN76001 £1.00	TIP 147 50p	BD337 20p	BC413 10p
SN76003 £1.00	TIP 148 50p	BD338 20p	SN76110N £1.00
SN76013ND £1.80	TIP 149 50p	BD339 20p	SN76115AN 50p
SN76018 £1.00	TIP 150 50p	BD340 20p	SN76141N 50p
SN76008 £1.00	TIP 151 50p	BD341 20p	SN76225 £1.00
SN76023N £1.80	TIP 152 50p	BD342 20p	SN76227N 50p
SN76033 £1.80	TIP 153 50p	BD343 20p	SN76228N £1.00
	TIP 154 50p	BD344 20p	SN76270 £1.00
	TIP 155 50p	BD345 20p	SN76532N 50p
	TIP 156 50p	BD346 20p	SN76544 £3.50
	TIP 157 50p	BD347 20p	SN76545 £3.50
	TIP 158 50p	BD348 20p	SN76546 £1.00
	TIP 159 50p	BD349 20p	SN76550 30p
	TIP 160 50p	BD350 20p	SN76552 30p
	TIP 161 50p	BD351 20p	SN76570 £1.00
	TIP 162 50p	BD352 20p	SN76620 50p
	TIP 163 50p	BD353 20p	SN76650 50p
	TIP 164 50p	BD354 20p	SN76660N 40p
	TIP 165 50p	BD355 20p	SN76660A 50p
	TIP 166 50p	BD356 20p	SN76666 £1.00
	TIP 167 50p	BD357 20p	SN76705N £1.00
	TIP 168 50p	BD358 20p	SN76707N 75p
	TIP 169 50p	BD359 20p	SN76708AN 75p
	TIP 170 50p	BD360 20p	SN76720 £1.00
	TIP 171 50p	BD361 20p	UA783P/3C 40p
	TIP 172 50p	BD362 20p	BT100A/02 40p
	TIP 173 50p	BD363 20p	BT104/10A 70p
	TIP 174 50p	BD364 20p	BT146 30p
	TIP 175 50p	BD365 20p	BRX48X 30p
	TIP 176 50p	BD366 20p	BRX48X 30p
	TIP 177 50p	BD367 20p	BRX48X 30p
	TIP 178 50p	BD368 20p	BRX48X 30p
	TIP 179 50p	BD369 20p	BRX48X 30p
	TIP 180 50p	BD370 20p	BRX48X 30p
	TIP 181 50p	BD371 20p	BRX48X 30p
	TIP 182 50p	BD372 20p	BRX48X 30p
	TIP 183 50p	BD373 20p	BRX48X 30p
	TIP 184 50p	BD374 20p	BRX48X 30p
	TIP 185 50p	BD375 20p	BRX48X 30p
	TIP 186 50p	BD376 20p	BRX48X 30p
	TIP 187 50p	BD377 20p	BRX48X 30p
	TIP 188 50p	BD378 20p	BRX48X 30p
	TIP 189 50p	BD379 20p	BRX48X 30p
	TIP 190 50p	BD380 20p	BRX48X 30p
	TIP 191 50p	BD381 20p	BRX48X 30p
	TIP 192 50p	BD382 20p	BRX48X 30p
	TIP 193 50p	BD383 20p	BRX48X 30p
	TIP 194 50p	BD384 20p	BRX48X 30p
	TIP 195 50p	BD385 20p	BRX48X 30p
	TIP 196 50p	BD386 20p	BRX48X 30p
	TIP 197 50p	BD387 20p	BRX48X 30p
	TIP 198 50p	BD388 20p	BRX48X 30p
	TIP 199 50p	BD389 20p	BRX48X 30p
	TIP 200 50p	BD390 20p	BRX48X 30p
	TIP 201 50p	BD391 20p	BRX48X 30p
	TIP 202 50p	BD392 20p	BRX48X 30p
	TIP 203 50p	BD393 20p	BRX48X 30p
	TIP 204 50p	BD394 20p	BRX48X 30p
	TIP 205 50p	BD395 20p	BRX48X 30p
	TIP 206 50p	BD396 20p	BRX48X 30p
	TIP 207 50p	BD397 20p	BRX48X 30p
	TIP 208 50p	BD398 20p	BRX48X 30p
	TIP 209 50p	BD399 20p	BRX48X 30p
	TIP 210 50p	BD400 20p	BRX48X 30p
	TIP 211 50p	BD401 20p	BRX48X 30p
	TIP 212 50p	BD402 20p	BRX48X 30p
	TIP 213 50p	BD403 20p	BRX48X 30p
	TIP 214 50p	BD404 20p	BRX48X 30p
	TIP 215 50p	BD405 20p	BRX48X 30p
	TIP 216 50p	BD406 20p	BRX48X 30p
	TIP 217 50p	BD407 20p	BRX48X 30p
	TIP 218 50p	BD408 20p	BRX48X 30p
	TIP 219 50p	BD409 20p	BRX48X 30p
	TIP 220 50p	BD410 20p	BRX48X 30p
	TIP 221 50p	BD411 20p	BRX48X 30p
	TIP 222 50p	BD412 20p	BRX48X 30p
	TIP 223 50p	BD413 20p	BRX48X 30p
	TIP 224 50p	BD414 20p	BRX48X 30p
	TIP 225 50p	BD415 20p	BRX48X 30p
	TIP 226 50p	BD416 20p	BRX48X 30p
	TIP 227 50p	BD417 20p	BRX48X 30p
	TIP 228 50p	BD418 20p	BRX48X 30p
	TIP 229 50p	BD419 20p	BRX48X 30p
	TIP 230 50p	BD420 20p	BRX48X 30p
	TIP 231 50p	BD421 20p	BRX48X 30p
	TIP 232 50p	BD422 20p	BRX48X 30p
	TIP 233 50p	BD423 20p	BRX48X 30p
	TIP 234 50p	BD424 20p	BRX48X 30p
	TIP 235 50p	BD425 20p	BRX48X 30p
	TIP 236 50p	BD426 20p	BRX48X 30p
	TIP 237 50p	BD427 20p	BRX48X 30p
	TIP 238 50p	BD428 20p	BRX48X 30p
	TIP 239 50p	BD429 20p	BRX48X 30p
	TIP 240 50p	BD430 20p	BRX48X 30p
	TIP 241 50p	BD431 20p	BRX48X 30p
	TIP 242 50p	BD432 20p	BRX48X 30p
	TIP 243 50p	BD433 20p	BRX48X 30p
	TIP 244 50p	BD434 20p	BRX48X 30p
	TIP 245 50p	BD435 20p	BRX48X 30p
	TIP 246 50p	BD436 20p	BRX48X 30p
	TIP 247 50p	BD437 20p	BRX48X 30p
	TIP 248 50p	BD438 20p	BRX48X 30p
	TIP 249 50p	BD439 20p	BRX48X 30p
	TIP 250 50p	BD440 20p	BRX48X 30p
	TIP 251 50p	BD441 20p	BRX48X 30p
	TIP 252 50p	BD442 20p	BRX48X 30p
	TIP 253 50p	BD443 20p	BRX48X 30p
	TIP 254 50p	BD444 20p	BRX48X 30p
	TIP 255 50p	BD445 20p	BRX48X 30p
	TIP 256 50p	BD446 20p	BRX48X 30p
	TIP 257 50p	BD447 20p	BRX48X 30p
	TIP 258 50p	BD448 20p	BRX48X 30p
	TIP 259 50p	BD449 20p	BRX48X 30p
	TIP 260 50p	BD450 20p	BRX48X 30p
	TIP 261 50p	BD451 20p	BRX48X 30p
	TIP 262 50p	BD452 20p	BRX48X 30p
	TIP 263 50p	BD453 20p	BRX48X 30p
	TIP 264 50p	BD454 20p	BRX48X 30p
	TIP 265 50p	BD455 20p	BRX48X 30p
	TIP 266 50p	BD456 20p	BRX48X 30p
	TIP 267 50p	BD457 20p	BRX48X 30p
	TIP 268 50p	BD458 20p	BRX48X 30p
	TIP 269 50p	BD459 20p	BRX48X 30p
	TIP 270 50p		