


# PRACTICAL WIRELESS

DECEMBER  
1974

25p



## PW 'KEMPTON' CAR STEREO CASSETTE PLAYER

PART 1



Also:-  
INEXPENSIVE CAPACITY BRIDGE  
THIRD SECTION OF P.W. BUYERS' GUIDE 74/5

# NEW EDU-KIT MAJOR

Completely Solderless Electronic Construction Kit  
Build these projects without soldering iron or solder

- ★ 4 Transistor Earpiece Radio.
- ★ Signal Tracer.
- ★ Signal Injector.
- ★ Transistor Tester NPN-PNP.
- ★ 4 Transistor Push Pull Amplifier.
- ★ 5 Transistor Push Pull Amplifier.
- ★ 7 Transistor Loudspeaker Radio MW/LW.
- ★ 5 Transistor Short Wave Radio.
- ★ Electronic Metronome.
- ★ Electronic Noise Generator.
- ★ Batteryless Crystal Radio.
- ★ One Transistor Radio.
- ★ 2 Transistor Regenerative Radio.
- ★ 3 Transistor Regenerative Radio.
- ★ Audible Continuity Tester.
- ★ Sensitive Pre-Amplifier.

**Total Building Costs**  
**£7-23** P P & Ins. 44p  
(Overseas P & P £1-85)  
(+ 8% VAT 57p)

Components include: 24 Resistors • 21 Capacitors • 10 Transistors • 3 1/2" Loudspeaker • Earpiece • Mica Baseboard • 3 12-way connectors • 2 Volume controls • 2 Slider Switches • 1 Tuning Condenser • 3 Knobs • Ready Wound MW/LW/SW Coils • Ferrite Rod • 6 1/2 yards of wire • 1 Yard of sleeving etc. • Parts Price List and Plans 50p. (Free with parts).

## NEW ROAMER NINE

WITH V.H.F. INCLUDING AIRCRAFT

Nine Transistors, 9 Tunable wavebands as Roamer Ten. Built in ferrite rod aerial for MW/LW. Retractable chrome-plated telescopic aerial for VHF and SW. Push Pull output using 600 mW transistors, 9 Transistors and 3 diodes, tuning condenser with V.H.F. section, separate coil for aircraft, moving coil loudspeaker, volume ON/OFF and wavechange controls. Attractive all white case with red grille and carrying strap. Size 9 1/2" x 7" x 2 1/2" approx. Parts Price List and Plans 40p (Free with parts).

**Total Building Costs** **£6-95** P P & Ins. 44p  
(Overseas P & P £1-85)  
(+ 8% VAT 55p)

## POCKET FIVE

NOW WITH 3" LOUD-SPEAKER  
3 Tunable wavebands. M.W. L.W. and Trawler Band. 7 stages, 5 transistors and 2 diodes, supersensitive ferrite rod aerial, attractive black and gold case. Size 5 1/2" x 1 1/2" x 3 1/4" approx. Plans and Parts Price List 20p (Free with parts).

**Total Building Costs** **£2-50** P P & Ins. 26p  
(+8% VAT 20p)  
(Overseas P & P £1-25)



## TRANSONA FIVE

Wavebands, transistors and speaker as Pocket Five. Larger Case with Red Speaker Grille and Tuning Dial. Plans and Parts Price List 20p (Free with parts).

**Total Building Costs** **£2-75** P P & Ins. 26p  
(+8% VAT 21p)


(Overseas P & P £1-25)

## TRANS EIGHT

8 TRANSISTORS and 3 DIODES

6 Tunable Wavebands: MW, LW, SW1, SW2, SW3 and Trawler Band. Sensitive ferrite rod aerial for M.W. and L.W. Telescopic aerial for Short Waves. 3in. Speaker. 8 improved type transistors plus 3 diodes. Attractive case in black with red grille, dial and black knobs with polished metal inserts. Size 9 x 5 1/2 x 2 1/2 in. approx. Push pull output. Battery economiser switch for extended battery life. Ample power to drive a larger speaker. Parts price list and plans 35p (FREE with parts).

**Total Building costs** **£4-48** P P & Ins. 33p  
(+ 8% VAT 36p)  
(Overseas P & P £1-25)



## ROAMER SIX

CASE AND LOOKS AS TRANS-EIGHT

6 Tunable Wavebands: MW, LW, SW1, SW2. Trawler band plus an extra Medium waveband for easier tuning of Luxembourg, etc. Sensitive ferrite rod aerial and telescopic aerial for Short Waves. 3in. Speaker 8 stages - 6 transistors and 2 diodes. Attractive black case with red grille, dial and black knobs with polished metal inserts. Size 9 x 6 1/2 x 2 1/2 in. approx. Plans and parts price list 35p (FREE with parts).

**Total building costs** **£3-98** (Overseas P & P £1-85)  
(+ 8% VAT 32p)

## NEW Everyday Series

Build this exciting New series of designs

E.V.5. 5 Transistors and 2 diodes. MW/LW. Powered by 4v. Battery. Ferrite rod aerial, tuning condenser, volume control, and now with 3" loudspeaker. Attractive case with red speaker grille. Size 9" x 5 1/2" x 2 1/2" approx. Parts Price List and Plans 20p. Free with parts.

**Total Building costs** **£2-95** P P & Ins. 30p  
(+ 8% VAT 23p)  
(Overseas P & P £1-25)

E.V.8. Case and looks as above. 6 Transistors and 3 diodes. Powered by 9v. battery. Ferrite rod aerial, 3" loudspeaker, etc. MW/LW coverage. Push Pull output. Parts Price List and Plans 30p. Free with parts.

**Total Building Costs** **£3-60** P P & Ins. 30p  
(+ 8% VAT 29p)  
(Overseas P & P £1-25)

E.V.7. Case and looks as above. 7 Transistors and 3 diodes. Six wavebands. MW/LW, Trawler Band, SW1, SW2, SW3, powered by 9 volt battery. Push Pull output. Telescopic aerial for short waves. 3" Loudspeaker. Parts Price List and Easy Build Plans 30p. Free with parts. Overseas P & P £1-05.

**Total Building Costs** **£4-08** P P & Ins. 31p  
(Overseas P & P £1-85)  
(+ 8% VAT 32p)

## ROAMER EIGHT Mk I

NOW WITH VARIABLE TONE CONTROL

7 Tunable Wavebands: MW1, MW2, LW, SW1, SW2, SW3 and Trawler Band. Built in Ferrite Rod Aerial for MW and LW. Chrome plated Telescopic aerial can be angled and rotated for peak short wave listening. Push pull output using 600mW transistors. Car aerial and Tape record sockets. Selectivity switch. 8 transistors plus 3 diodes. Latest 4" 2 watt ferrite magnet loudspeaker. Air spaced ganged tuning condenser. Volume/on/off, tuning, wave change and tone controls. Attractive case in rich chestnut shade with gold blocking. Size 9 x 7 x 4 in. approx. Easy to follow instructions and diagrams. Parts price list and plans 60p (FREE with parts).

**Total building costs** **£6-98** P P & Ins. 47p  
(Overseas P & P £1-85) (+ 8% VAT 66p)


## ROAMER TEN

WITH VHF INCLUDING AIRCRAFT

10 Transistors. Latest 4" 2 watt Ferrite Magnet Loudspeakers. 9 Tunable Wavebands, MW1, MW2, LW, SW1, SW2, SW3, Trawler Band, VHF and Local Stations also Aircraft Band.

Built in Ferrite Rod Aerial for MW/LW. Chrome plated 7 section Telescopic Aerial, can be angled and rotated for peak short wave and VHF listening. Push Pull output using 600mW Transistors. Car Aerial and Tape Record Sockets. 10 Transistors plus 3 Diodes. Ganged Tuning Condenser with VHF section. Separate coil for Aircraft Band. Volume on/off. Wave Change and tone Controls. Attractive Case in black with silver blocking. Size 9" x 7" x 4". Easy to follow instructions and diagrams. Parts price list and plans 50p (FREE with parts).

**Total building costs** **£8-50** P P & Ins. 52p  
(Overseas P & P £1-85) (+ 8% VAT 68p)



## "EDU-KIT"

Build Radio-Amplifiers, etc., from easy stage diagrams.



Five units including master unit to construct.

Components include:

Tuning Condenser: 2 Volume Controls: 2 Slider Switches: Fine Tone 3" Moving Coil Speaker: Ferritin Strip: Ferrite Rod Aerial: Battery Clips: 4 Tax Boards: 10 Transistors: 4 Diodes: Resistors: Capacitors: Three 1/2" Knobs. Units once constructed are detachable from Master Unit, enabling them to be stored for future use. Ideal for Schools, Educational Authorities and all those interested in radio construction. Parts price list and plans 40p (FREE with parts).

**Total building costs** **£5-50** P P & Ins. 33p  
(Overseas P & P £1-85) (+ 8% VAT 44p)

## RADIO EXCHANGE LTD

★ Callers side entrance "Lavells" shop.  
★ Open 10-1, 2.30-4.30, Mon.-Fri. 9-12 Sat.

To RADIO EXCHANGE CO., 61a HIGH STREET, BEDFORD, MK40 1SA  
Tel.: 0234 52367. Reg. No. 788372.

I enclose £..... for .....

Name .....

Address .....

(Dept. PW12.)



# PRACTICAL WIRELESS

VOL. 50 NO. 8  
ISSUE 814  
DECEMBER 1974

BRITAIN'S PREMIER MAGAZINE FOR THE DO-IT-YOURSELF RADIO AND ELECTRONICS CONSTRUCTOR

## EDITOR

Lionel E. Howes, G3AYA

## ASSISTANT EDITOR

Eric Dowdeswell, G4AR

**ART EDITOR** Peter Metalli

## PRODUCTION & NEWS

**EDITOR** Colin R. Riches

## PROJECTS SUB-EDITOR

Geoffrey C. Arnold

## TECHNICAL ARTIST

Alan Martin

## SECRETARIAL

Susan King

## ADVERTS. MANAGER

01-634 4293 Roy Smith

## CLASSIFIED ADVERTS.

01-634 4301 Colin R. Brown

Published by IPC Magazines Ltd.,  
Fleetway House, Farrington Street,  
London EC4A 4AD. Tel. 01-634 4444

## SUBSCRIPTIONS

Publisher's Subscription Rate for one year to the UK is £3.25 and to the rest of the world £4.35 including postage. Enquiries to Subscription Department, IPC Magazines Ltd., Carlton House, 68 Gt. Queen Street, London, WC2 5DD. Phone 01-242 4477. International Giro facilities Account No. 5122007. Please state reason for payment "message to payee".

Binders (£1.34) and indexes 30p (inc. VAT) can be supplied by the Binders Dept at the same address.

## BACK NUMBERS

We regret that we are unable to supply back numbers of Practical Wireless. Readers are recommended to enquire at a public library to see copies. Requests for specific back numbers of Practical Wireless and Television only can be published in our CQ Column.

## NEWS & COMMENT

702 CHIPS UNLIMITED!—Leader article

703 NEWS ... NEWS ... NEWS ...

709 TELEVISION—Coming in the December issue

710 HOTLINES on recent developments by *Ginsberg*

725 NEXT MONTH IN PRACTICAL WIRELESS

742 PRODUCTION LINES Products reviewed by *Colin Riches*

748 ON THE AIR

748 Amateur Bands—*Eric Dowdeswell, G4AR*

749 Broadcast Bands—Medium Wave—*Charles Molloy*

—Short Wave—*Derek Bell*

## CONSTRUCTIONAL

706 INEXPENSIVE CAPACITY BRIDGE—*Eric Dowdeswell, G4AR*

713 MAKE YOUR OWN PCBs—*John Jackson*

717 ADD-ON BEAT FREQUENCY OSCILLATOR—*F. G. Rayer, G3OGR*

721 ANOTHER BATTERY SAVER—*Arthur Dow*

726 P.W. 'KEMPTON'—CAR STEREO CASSETTE PLAYER—PART 1  
—*Keith Cummins & Tony Francis*

732 TAKE 20 No. 66 IC PHOTO TRIGGER—*David Andrews*

733 P.W. "SANDOWN" FM STEREO TUNER—PART 3—*J. R. W. Ames B.Sc. and M. J. Carey, B.Sc.*

738 EXPERIMENTAL WORKSHOP Phase Shift Circuits—*M. J. Hughes, M.A., C.Eng. MIERE.*

744 2W I.C. AUDIO AMPLIFIER—*R. A. Penfold*

## OTHER FEATURES

704 SPECIAL PRODUCT REPORT—R T-V C 'TOURIST' II Car Radio Kit

709 TECHNICROSS SOLUTION No.7

736 IC OF THE MONTH—SGS TBA790 Audio Power Amplifier.

747 GOING BACK—Equipment of yesteryear—*Colin Riches*

FREE PRACTICAL WIRELESS SCREWDRIVER (page 702)  
PLUS BUYERS' GUIDE to Radio and Electronic Components—PART 3


## COPYRIGHT AND QUERIES

© IPC Magazines Limited 1974. Copyright in all drawings, photographs and articles published in "Practical Wireless" is fully protected and reproduction or imitation in whole or in part is expressly forbidden. All reasonable precautions are taken by "Practical Wireless" to ensure that the advice and data given to readers are reliable. We cannot, however, guarantee it and we cannot accept legal responsibility for it. Prices are those current as we go to press.

We regret that we cannot answer technical queries by telephone nor can we provide information or advice on manufacturers' products other than that given in the magazine. We will endeavour to assist readers who have queries relating to articles published but we cannot offer advice on modifications to our published designs. All correspondents expecting a reply should enclose a stamped addressed envelope.

# ADCOLA

ELECTRICAL SOLDERING  
INSTRUMENTS



As used in industry  
throughout the world  
**THE 'INVADER'**

BRITISH MADE, HAND BUILT, PRECISION INSTRUMENT


'Invader' low leakage, high efficiency professional soldering instruments as used in industry worldwide, and why not you! Precision designed handle moulded of flame resistant material (SE1) and European safety standards. Stainless steel construction throughout with elements precision wound, earthed at two points, test run and finally flash tested at 2,000 v A/c. Low cost internally fitted bits with large range of bit faces for your future use. Can you afford not to have the 'Invader'.

MODEL 706 £2.88, 646 £3.13, 1076 £3.22

1/4" Bit 19watt

3/8" Bit 23watt

1/2" Bit 27watt



## ADCOLA MULTI-CHANNELLED SOLDER IN HANDY SIZES!

Adcola have designed solder packs to fulfil all your needs—manufactured to B.S.I. 44.1 60/40/18swg. Multi channelled resin cored. If your need is small the dispenser or the three oz reel will do you if you are keener try the 1/2 kilo reel.

Dispenser 08p. 3oz 57p. 1/2Kilo £2.58

**It makes sense to use the  
best! post your coupon now**

ADCOLA PRODUCTS LTD. GAUDEN RD.  
LONDON SW4 6LH  
VAT Regd. No 235 8153 72 Regd. No. 44 2762

Please send me

MODEL 706      MODEL 646      MODEL 1076

SOLDER Dispenser      3oz REEL      1/2 Kilo REEL

Price include V.A.T.      Add 10p. for postage and packing  
Inclosing P.O. cheque for £

NAME \_\_\_\_\_

ADDRESS \_\_\_\_\_

## NEW PRACTICAL PAPERBACKS FROM FOULSHAM-TAB

BASIC TV COURSE  
by George Kravitz      £1.50

NEW SKILL-BUILDING  
TRANSISTOR PROJECTS  
AND EXPERIMENTS  
by Louis E. Gardner Jr.      £1.45

RADIO CONTROL  
HANDBOOK  
by Howard G. McEntee      £1.90

TRANSISTORS: THEORY  
AND PRACTICE  
by Rufus P. Turner      £1.40

WORKING WITH  
SEMICONDUCTORS  
by Albert C. W. Saunders      £1.50

CASSETTE TAPE RECORDERS  
—HOW THEY WORK—  
—CARE & REPAIR  
by Walter Salm      £1.60

ELECTRONIC MEASURE-  
MENTS SIMPLIFIED  
by Clayton Hallmark      £1.70

SOLID-STATE CIRCUITS  
GUIDEBOOK  
by Brice Ward      £1.75

10 MINUTE TEST TECH-  
NIQUES FOR PC SERVICING  
by Art Margolis      £1.60

TV BENCH SERVICING  
TECHNIQUES  
by Art Margolis      £1.65

MINIATURE PROJECTS FOR  
ELECTRONIC HOBBYISTS  
by Ken W. Sessions Jr.      £1.45

FM STEREO/QUAD RECEIVER  
SERVICING MANUAL  
by Joseph J. Carr      £1.55

TROUBLESHOOTING SOLID-  
STATE WAVE GENERATING  
AND SHAPING CIRCUITS  
by Ben Gaddis      £1.55

THE 2-METRE FM REPEATER  
CIRCUITS HANDBOOK  
by Ken W. Sessions      £1.90

PINPOINT TRANSISTOR  
TROUBLES IN 12 MINUTES  
by Louis E. Gardner Jr.      £2.50



**FOULSHAM-TAB LTD.**  
YEovil ROAD. SLOUGH. BUCKS.

CJL PRICES INCLUDE P&P AND V.A.T.

COMBINATION TRY & MITRE SQUARE (Rabone  
Chesterman), Cabinet/chassis work-Try & Mitre Square.  
Depth, Height & Marking Gauges, 300mm/12" Rule, Spirit  
Level & Steel Scriber. . . . . £1.85

HAND DRILL (Leytool), Compact precision drill, 5/16"  
(8mm) chuck. Gears totally enclosed. . . . . £2.90

### INTEGRATED CIRCUITS

VOLTAGE REGULATOR (Fairchild)      uA7805      £1.70  
 VOLTAGE REGULATOR (Signetics)      NE550A      £0.80  
 AUDIO POWER AMPLIFIER (National)      LM380      £1.00  
 A.M. RADIO RECEIVER (RCA)      CA3123E      £1.40  
 F.M. STEREO DECODER (Motorola)      MC1310P      £2.80  
 I/C TIMER (Signetics)      NE555V      £0.78

### DUAL IN LINE SOCKETS

8 pin (Pk of 3)      £0.50      14 pin (Pk of 3)      £0.55

KEYNECTOR, rapid connect/disconnect to mains. Built-  
in piano switches, neon & 13A fuse. . . . . £3.20

LOCKFLEX RULE (RCF), 3m/10ft precision rule. Blade  
length lockable-power return. . . . . £0.93

SOLDERING IRON, 25 WATT (Antex), X25, 220/240V.  
Low leakage, 1/8" bit (Interchangeable). . . . . £1.85  
3/32" bit £0.45      3/16" bit £0.45      Element      £0.95

SOLDERING IRON STAND (Antex), Model ST3.      £0.95

TRIMMING KNIFE (RCF), New style, Retractable, 5  
heavy duty blades, ideal - co-axial cables. . . . . £C.65


SILICON BRIDGE RECTIFIER,      100 P.I.V./2A      £0.40  
 ELECTROLYTIC CAPACITOR,      2,200uF/50V      £0.57  
 ELECTROLYTIC CAPACITOR,      5,000uF/25V      £0.63

SILICON POWER TRANSISTOR, 2N3055      £0.60

Please tick box. Crossed cheque/P.O. for £. . . . . enclosed

NAME \_\_\_\_\_

ADDRESS \_\_\_\_\_




CJL LTD. P.O. BOX 34, CANTERBURY, KENT.




# and make no mistake

**AUDIOTRONIC Model ATM1**  
Top value 1,300 opv pocket multi-meter. Ranges: 0/10/50/250/1,000 Volt AC and DC. DC current 0-1mA/100mA. Resistance: 0/150k ohms. Decibels: -10 to +22dB. Size 90 x 60 x 28mm. Complete with test leads.



**OUR PRICE £3.25** P & P 15p

**AUDIOTRONIC Model ATM5**  
Jewel movement attractively moulded case with edgewise ohms adjustment. Ranges: 0-315/150/300/1200V AC. (2500 opv). 0-6/30/300/600V DC. 15000 opv. 0-300 uA/0-300mA DC. Resistance: x 10 & x 100. -10 to +16dB. Supplied with battery test leads and data booklet. Size: 121 x 73 x 29mm.



**OUR PRICE £3.95** P & P 20p

**MOEEL TH12**  
20,000 opv. Overload protection. Slide switch selector. 0/0.25/2.5/10/50/150/1000V DC. 0/10/50/250/1000V AC. 0/50uA/25/250mA DC. 0/3k/30k/300k/3 Megohms. -20 to +50dB.




**OUR PRICE £5.95** P & P 30p

**HIKOKI 720X VOM**  
A versatile accurate measuring instrument. 20,000 opv. 0/5/25/100/500/1000V DC. 0/10/50/250/1000V AC. 0-20k/2 Megohms.



**OUR PRICE £5.97** P & P 30p

**MOEEL PL436**  
20,000 opv DC. 8000 opv AC. Mirror scale. 6/3/12/30/120/600V DC. 3/30/120/600V AC. 0-20k/2 Megohms.




**OUR PRICE £6.97** P & P 30p.

**U4323 MULTIMETER**  
20,000 opv. Simple unit with audio/IF oscillator. Suitable for general receiver tuning. Ranges: 0.5/2.5/10/50/250/500/1000V DC. 2.5/10/15/250/500/1000V AC. 0.05/0.5/5/50/500mA DC. Resistance: x 10. x 100. x 1,000. x 10,000 (50k). 500k. 5k(1). 60k(1) centre scale. Battery operated. Size: 160 x 97 x 40mm. Supplied in carrying case complete with test leads.




**OUR PRICE £7.70** P & P 30p

**HIKOKI 730X**  
30,000 opv. Overload protection. 6/30/60/300/600/1200V DC. 12/60/120/600/1200V AC. 60 uA/30mA/300mA. 2k/200k/2 Meg Ohm. -10 to 63dB.



**OUR PRICE £7.50** P & P 30p

**U4324 MULTIMETER**  
High sensitivity, overload protected. 20,000 opv. Ranges: 0.5/1/2/3/12/30/60/120/600/1200V DC. 2.5/10/60/150/300/600/900V AC. Current: 0.06/0.6/6/60/600mA/3A DC. 0.3/30/300mA/3A AC. Resistance: 25/500 ohms/0.5/5/50/500k ohms/5 Megohms. Decibels: -10 to -12dB. Size 167 x 98 x 63mm. Supplied complete with test leads, spare diode and instructions.



**OUR PRICE £9.25** P & P 30p

**U435 MULTIMETER**  
20,000 opv. Ranges: 75mV/2.5/10/25/100/250/500/1000V DC. 2.5/10/60/150/300/600/900V AC. Current: 50uA/1/5/25/100mA/0.5/2.5A DC. 0.1/10/100mA/0.5/2.5A AC. Resistance: 0.3/30/300 ohms. Size: 205 x 110 x 84mm. Supplied complete with leads, crocodile clips and steel carrying case.



**OUR PRICE £8.75** P & P 30p

**U4312 MULTIMETER**  
extremely sturdy instrument for general electrical use. 567 opv. 0/0.3/1.5/5/30/60/150/300/600/900V DC & 75mV/0/0.3/1.5/5/30/60/150/300/600/900V AC. 0/300A/1.5/6/15/150/600mA/11.5/6A DC. 0/1.5/15/60/150/600mA. 1.5/6A AC. 0/200/3k/30k ohms. DC accuracy 1%. AC 1.5%. Knife edge pointer. mirror scale. Complete with sturdy metal carrying case, leads and instructions.




**OUR PRICE £10.25** P & P 60p

**U91 Clamp VOLT AMMETER**  
For measuring AC voltage and current without breaking circuit. Ranges: 300/600V AC. Current: 10/25/100/250/500A. Accuracy 4%. Size 283 x 94 x 36mm. Complete with carrying case, leads and fuses.



**OUR PRICE £13.50** P & P 30p

**MOEEL 500**  
30,000 opv with overload protection. Mirror scale. 0.5/2.5/10/25/100/250/500/1000V DC. 2.5/10/15/250/500/1000V AC. 0.2/2.5/10/25/100/250/500mA DC. 0/50uA/5/50/500mA. 12A DC. 0/60/600 megohms.



**OUR PRICE £13.95** Carr. paid Case for above £1.75

**HIKOKI 750X VOLT-OHM-MILLIAMETER**  
43 ranges. 0-0.3/0.6/1.5/3/6/12/30/60/150/300/600/1200V DC. 0-3/6/15/30/60/120/300/600/1200V AC. Current: 0-30/60uA. 1.5/3/15/30/150/300 mA/6/12A. Resistance: 0-3/300k/3/30Megohms. Decibels: -10 to +17dB. Output: -2 to +3% DC. ±4% AC. Sensitivity: 50,000 opv DC, 5,000 opv AC. 4 inch meter. Built in protection. Size: 57 x 102 x 153mm.



**OUR PRICE £11.95** P & P 40p

**TMK MODEL TW50K**  
46 ranges, mirror scale. 50kV/DC 50kV/AC. DC Volts: 0.125/0.25/1.25/2.5/5/10/25/50/100/250/500/1000V AC. Volts 1.5/3/5/10/25/50/125/250/500/1000V DC. Current 25/50uA/2.5/5/25/50/100mA/15/10A. Resistance: 10k/100k/1 Meg/10 Meg ohms. -20 to +81.5dB.




**OUR PRICE £12.50** P & P 20p

**HIKOKI MODEL 700X**  
100,000 opv. Overload protection. Mirror scale. 0.3/0.6/1.2/1.2/1.5/3/6/12/30/60/120/300/600/1200V DC. 1.5/3/6/12/30/60/150/300/600/1200V AC. 15/30/60/120/300/600/1500mA/5/12A DC. 2k/200k/2M/20M Ohms. -20 to +63dB.



**OUR PRICE £14.95** P & P 30p

**MODEL HT1008A MULTIMETER**  
Overload protected, shock proof circuits. 9.5uA Meter with mirror scale. Sensitivity 100kV. Polarity change switch. Ranges: 0.5/2.5/1.5/250/500/1000V DC. 2.5/10/50/250/1000V AC. DC resistance 0-20/200k/2/20 Meg ohms. DC current: 10/250uA/2.5/25/250 mA/10A. AC current: -0-10A. -20 to +62dB. Operates from 2 x 1.5V batteries. Size: 180 x 134 x 79mm.



**OUR PRICE £17.50** P & P 40p

**MODEL AS.1000 VOM**  
100,000 opv. Mirror scale. Built-in meter protection. 0/3/12/60/120/300/600/1200V DC. 0/6/30/120/300/600V AC. 0/10uA/6/60/300mA/12 Amp. 0/2k/200k/2M/20 Meg Ohm. -20 to 17dB.



**OUR PRICE £17.50** P & P 30p.

**MODEL C720ZEN**  
20,000 o.p.v. DC. 10,000 o.p.v. AC. Mirror Scale. 6/25/150/250/500/1000/2500V DC. 10/50/100/500/1000V AC. DC Resistance x 10. x 1000 (30k) centre scale DC Current 50uA/2.5mA/250mA. -20 to +68 dB.



**OUR PRICE £6.50** P & P 30p

**KAMODEN HM720B FET VOM**  
Input impedance 10 Megohms. Ranges: 0/2.5/12.5/10/50/100V DC. 0/2.5/10/50/250/1000V AC. 0/25uA/2.5/25/250 mA DC. Accuracy: 0/5k/50k/500k/5 M 500 Megohms.



**OUR PRICE £21.00** P & P 40p

**KAMODEN 360 MULTIMETER**  
High sensitivity. DC 100kohm/V AC 10kohm/V. 5" mirror scale, overload protection. Ranges: 0.5/2.5/10/50/250/1000V DC. 5/10/50/250/1000V AC. Current: 0.01mA/0.5/5/50/500mA/10A. Resistance: 0.1/1/10/100 ohms/1/10/100 ohms/10/100k ohms/10/100k ohms. Decibels: -20 to +62dB. Battery operated. Size: 180 x 140 x 80mm. Supplied complete with test leads, manual and test certificates.




**OUR PRICE £17.50** P & P 40p

**TMK MODEL 117 FET ELECTRONIC VOLTMETER**  
Battery operated. 11 Meg input, 26 ranges. Large 4.3" mirror scale. Size: 148x117x60mm. 0.3-12000V DC. 3-300V RMS AC. 8-800V P.P. DC current 0.12-12mA. Resistance up to 200M Ohms. Input impedance: 10/100k Ohms. Supplied complete with leads and instructions.




**OUR PRICE £18.50** P & P 20p

**TMK 100K LAB TESTER**  
100,000 opv. 6.5" scale. Buzzer short circuit check. Sensitivity 100,000 opv DC. 5kV/AC. DC Volts: 0.2/2.5/10/50/250/1000V AC. 3/10/50/250/500/1000V DC. current 10/100uA/10/100/2.5/10A. Resistance: 1k/10k/100k/10 Meg/10 Meg ohms. Decibels: -10 to +49dB. Plastic case with carrying handle. Size: 150 x 172 x 99mm.



**OUR PRICE £19.95** P & P 30p

**370WTR MULTIMETER**  
Features AC current ranges: 20,000 opv. 0/0.5/2.5/10/50/250/500/1000V DC. 0/2.5/10/50/250/500/1000V AC. 0/50uA/1/10/100 mA/10A DC. 0/100/1000/100A AC. 0/5k/50k/500k/5 Meg/50 Meg Ohms. Decibels: -20 to +62dB.



**OUR PRICE £19.95** P & P 30p

**KAMODEN 72.200 Multitester**  
High sensitivity tester. 20,000 opv. Overload protected. Mirror scale. Ranges: 0-0/6/3/30/120/600/1200V DC. 0/3/30/120/600/1200V AC. 0/6uA/60uA/0.6/6/60mA/12A DC. 0/12A AC. -20 to +63dB. 0/2k/200k/2 Meg/200 Megohms.



**OUR PRICE £22.50** P & P 30p

**U4317 MULTIMETER**  
High sensitivity instrument for field and laboratory work. Knife edge pointer. 86mm. mirror scale. Overload protection. Ranges: 100mV/0.5/2.5/10/25/50/100/250/500/1000V DC. 0.5/2.5/10/25/50/100/250/500/1000V AC. Current: 50uA/0.5/1.5/10/50/250mA/1.5A AC. Resistance: 0.5/10/100/200 ohms/1/3/30/300k ohms. Decibels: -5 to +10dB. Battery operated. Size: 210 x 115 x 90mm. Supplied in carrying case complete with leads.




**OUR PRICE £16.50** P & P 40p

**MODEL AF.105 VOM**  
50,000 opv. Mirror scale. Meter protection. 0/3/3/12/60/120/300/600/1200V DC. 0/6/30/120/300/600/1200V DC. 0/30uA/6/60/300 mA/12 Amp. 0/10k/100k/1M/10M/100M. Meg Ohms. -20 to +17 dB.



**OUR PRICE £12.50** P & P 30p.

**LB3 TRANSISTOR TESTER**  
Tests PNP or NPN transistors. Audio indication. Operates on two 1.5V batteries. Complete with instructions etc.



**OUR PRICE £3.95** P & P 20p

**LB4 TRANSISTOR TESTER**  
Tests PNP or NPN transistors. Audio indication. Operates on two 1.5V batteries. Complete with instructions etc.



**OUR PRICE £4.50** P & P 20p

**KAMODEN TT35 TRANSISTOR TESTER**  
High quality instrument to test reverse leak current. Amplification factor of NPN, PNP diodes, transistors, SCR's etc. 4" square clear scale meter. Operates from internal batteries. Complete with instructions, leads carrying handle.



**OUR PRICE £17.50** P & P 40p

**U4341 Multimeter & Transistor Tester**  
27 ranges. 16,700 opv. Overload protected. Mirror scale. Ranges: 0.5/2.5/10/50/30/60/150/300/900V DC. 1.5/7.5/30/150/300/750V AC. Current: 0.06/0.6/6/60/300mA AC. Resistance: 0.06/0.6/6/60/300k Ohms/2 Megohms. Battery operated. Supplied complete with probes, leads and steel carrying case. Size: 115 x 215 x 90mm.



**OUR PRICE £10.50** P & P 30p

**S100TR MULTIMETER TRANSISTOR TESTER**  
100,000 opv. Mirror scale. Overload protection. 0/0.12/0.6/3/12/30/120/600V DC. 0/6/30/120/600V AC. 0/2/20/200/2000V AC. 0/10k/1 Meg/10 Meg Ohms. 0.01-0.2 MFD. Transistor tester measures Alpha, Beta and ICO. Complete with instructions, batteries section coil, testable antenna. Size 145 x 50 x 60mm.



**OUR PRICE £19.95** P & P 25p

**SWR METER Model SWR3**  
Handy SWR meter for transmitter antenna alignment with built-in field strength meter. Accuracy 5%. Impedance 52 Ohm. Section 100uA DC. Full scale section coil, testable antenna. Size 145 x 50 x 60mm.



**OUR PRICE £4.25** P & P 30p

**ALL PRICES EXCLUDE VAT**  
Also see following pages

### C15 PULSE OSCILLOSCOPE

For display of pulsed and periodic wave forms in electronic circuits. VERT. AMP. Bandwidth: 10MHz. Sensitivity at 100kHz: 5V/cm/mm 0.1-25V. HOR. AMP. Bandwidth: 500kHz. Sensitivity at 100kHz: 0.3-25V/cm. Preset triggered sweep 1-300000. Free running 20-200 lines in nine ranges. Calibrator pops: 220 x 360 x 430mm. 115-230V AC. **OUR PRICE £43.00** Carr. paid

### RUSSIAN C116 Double Beam OSCILLOSCOPE

5 MHz pass band. Separate Y1 and Y2 amplifiers. Rectangular 5" x 4" CRT. Calibrated triggered sweep from 0.2usec. to 100 milli-sec/cm. Free running time base. 50Hz-1MHz. Built-in time base Calibrator and amplitude Calibrator. Supplied complete with all accessories and instruction manual. **OUR PRICE £87.00** Carr. paid

### MODEL TE15 GRID DIP METER

Transistorised. Operates as Grid Dip, Oscillator, Absorption Wave Meter and Oscillating Detector. Frequency range: 440kHz-280MHz in six coils. 500uA meter. 9V battery operation. Size: 180 x 80 x 40mm. **OUR PRICE £19.95** P&P 30p

### TRANSISTORISED L.C.R. A.C. BR. 8" MEASURING BRIDGE

A new portable bridge offering excellent range and accuracy at low cost. Resistance: 6 ranges: 0.1 ohm-11.1 megohm ± 1% Inductance: 6 ranges: 1 microhenry-111 henries ± 2% Capacity: 6 ranges: 10pf-1110 pf ± 2% Turns Ratio: 6 ranges: 1.1/1000-1.1100 ± 1% Bridge Voltage at 1,000cps. Operated from 9-volt battery. 100 micro-amp meter indication. Size 71" x 5" x 2". **OUR PRICE £25.00** P&P 30p

### TE16A TRANSISTORISED SIGNAL GENERATOR

5 ranges, 400kHz to 30 MHz. An inexpensive instrument for the handyman. Operates on 9V battery. Wide easy to read scale. 500kHz modulation. Size: 149 x 149 x 92mm. Complete with instructions and leads. **OUR PRICE £8.97** P&P 30p

### TE-200 RF SIGNAL GENERATOR

Accurate wide range signal generator covering 120 kHz-500 MHz on 8 bands. Directly calibrated. Variable R.F. attenuator audio output. Xtal socket for calibration. 220/240V a.c. Brand new with instructions. Size 140mm x 215mm x 170mm. **OUR PRICE £17.50** P&P 50p

### TE22 SINE SQUARE WAVE AUDIO GENERATOR

Sine 20cps to 20,000Hz on 4 bands. Square 20 cps to 30 cps. Output impedance 5000 Ohms. 200/250V AC operation. Supplied brand new guaranteed, with instruction manual and leads. **OUR PRICE £24.95** P&P 50p

### ARF 300 AF/RF SIGNAL GENERATOR

AC transistorised compact fully portable. AF sine wave 18Hz to 220 Hz. AF square wave 18Hz to 100k Hz. Output Square/ Sine wave 10V P.P. R.F. 100k Hz to 200MHz. Output 1V maximum. 220/240V AC operation. Complete with instructions and leads. **OUR PRICE £37.50** P&P 50p

### MODEL MC100 SINE SQUARE WAVE AUDIO GENERATOR

Range 19-220,000Hz Sine Wave 13-100,000 Hz Square Wave Output Sine or Square wave 10V. P to P. Size 180 x 90 x 90mm Operation 220/240V A.C. **OUR PRICE £19.95** P&P 50p

### SPECIAL BARGAIN!! FERGUSON 3406 HI-FI SPEAKERS

High quality 2 way speaker systems. 25 Watts. 4-8 ohms. 40Hz-18KHz. Size: 560 x 340 x 255mm, approx. Wood grain finish with black fronts. **OUR PRICE £22.50** PAIR P&P £1

### POWER RHEOSTATS

High quality ceramic construction. Windings embedded in vitreous enamel. Heavy duty brush wiper. Continuous rating. Single hole fixing. 1/4" diameter shafts. Bulk quantities available. **25 WATT 10/25/50/100/500/1000/2500 ohms. £1.15** P&P 10p  
**50 WATT 10/50/100/250/500/1500/5000 ohms. £1.62** P&P 10p  
**100 WATT 1/5/10/25/50/250/500/2500 ohms. £2.34** P&P 15p

### EMI LOUSPEAKERS

Model 350 13 x 8" with single tweeter/crossover. 20-20,000Hz. 15 watts RMS. Available 8 or 15 ohms. **OUR PRICE £7.50** each P&P 37p  
Model 450 13 x 8" with twin tweeter/crossover. 55-13,000Hz. 8 watts RMS. Available 8 or 15 ohms. **OUR PRICE £3.62** each P&P 35p

### SPECIAL PURCHASE LIMITED QUANTITY! TANNY 12" DR/8 Bass Speakers

8 ohms 30 watt Heavy duty, ideal for HI-FI P.A. Group. **OUR PRICE £12.50** P&P 50p

### PS200 Regulated Power Supply Unit

Solid state. Variable output 5V-20V DC up to 2 Amp. Independent meters to monitor voltage and current. Output 220/240V AC. Size: 190 x 136 x 58mm. **OUR PRICE £19.95** P&P 50p

### AUDIOTRONIC LE-102A INTERCOM

Beautifully made and finished in two-tone ivory. buff. the LE-102A is useful in the home, office or shop and is suitable for use as baby alarm. Wall or desk mounting. 57mm speaker. m/c gives clear 2-way communication with on/off and volume control on master unit. Operates on 9V batt. Approx. 60ft lead. **OUR PRICE £3.95** P & P 30p

### TRITON 4318 PORTABLE 8 TRACK CARTRIDGE PLAYER WITH MW/LW RADIO

Will play 8 track stereo cartridge manually. Channel selector switch. Covers medium and long wave bands. Volume and tone controls. Stereo socket. Battery/Main operation. **OUR PRICE £11.95** P & P 50p

### E441 REVERBERATION AMPLIFIER

Self contained, transistorised, battery operated. Simply plug in microphone, guitar etc. and output to your amplifier. Volume control and depth of reverberation control. Beautiful walnut cabinet. 184 x 77 x 108mm. **OUR PRICE £7.50** P&P 30p

### SPECIAL PURCHASES! RECORD DECK PACKAGE

By Famous Manufacturer GARRARD SP25 Mark 111 with G800 cartridge in luxurious plinth cover. **OUR PRICE £13.95** P & P 75p  
GARRARD SP25 Mark 111 Record deck fitted KS 40A cartridge. **OUR PRICE £9.95** P & P 50p

### LH025 STEREO HEADPHONES

Light weight headphones with padded ear pieces. 4/16 ohms 20-20,000Hz. Complete with 6' lead and plug. **OUR PRICE £1.97** P&P 30p

### DH025 STEREO HEADPHONES

Wonderful value and excellent performance combined. Adjustable head band. Impedance 8 ohms. 20-12,000Hz. Complete with cable and plug. **OUR PRICE £2.25** P&P 30p

### TE1035 Stereo HEADPHONES

Low cost with excellent response. Foam rubber earcups. Adjustable headband. 8 ohms impedance. Frequency response 25Hz-18KHz. Complete with cable and stereo jack plug. **OUR PRICE £2.60** P&P 30p

### SDH8V MONO/STEREO HEADPHONES

Volume control for each channel. 4/16 ohms impedance. Frequency response 20Hz-18KHz. Complete with 10ft. coiled lead and jack plug. **OUR PRICE £4.97** P&P 30p

### BH001 HEADSET and Boom Microphone

Moving coil. Ideal for language teaching, communications etc. Headphone impedance 16 ohms. Microphone impedance 200 ohms. **OUR PRICE £5.95** P&P 30p

### HANIMEX HRC 3075 CASSETTE RADIO

Covers Medium and FM wave-bands. Slider volume and tone controls. Battery/Main operation. Will record direct from radio or through built in condenser microphone. Complete with batteries, earphone, and cassette. **OUR PRICE £24.30** P & P 50p

### SPECIAL BARGAIN !! STEREO SOUND SPEAKERS

Matched pair of stereo bookshelf speakers. Deluxe teak veneered finish. Size: 368 x 229 x 190mm. 8 ohms, 8 watts RMS, 16 watts P.P. Complete with Din lead. **OUR PRICE £12.95** PAIR P&P 50p

### FM TUNER CHASSIS

6 transistor high quality tuner. Size only 153 x 101 x 63mm 3 IF stages. Double tuned discriminator. Amp output to feed most amplifiers. Operates on 9V battery. Covers 80-108MHz. Ready built, ready for use. Fantastic value for money. **OUR PRICE £8.95** P&P 20p Stereo Multiplex Adaptor £5.95 extra

### SPECIAL OFFER!! SAVE OVER 50%

AMSTRAD 8000/2 Stereo amplifier 7 watts per channel rms. Inputs for tuner tape, phono. Headphone socket. List price £29.95. **OUR PRICE £12.95** P & P 60p

### SPECIAL OFFER!! CONVERT YOUR STEREO SYSTEM TO 4D SOUND FOR UNDER £16

Exclusive offer of GOODWIN 4 CHANNEL CONVERTER and a pair of AD15 10 watt 8 ohm bookshelf speakers enables you to add 4D sound to your existing system. Complete with simple connection details. Normal retail value £25.50. **OUR PRICE £15.80** P & P £1. GOODWIN CONVERTER available separately £3.95 P & P 50p

### Model A1018 FM TUNER

6 transistor high quality unit - 31F stages and double tuned discriminator. For use with most amplifiers. Covers 88-108MHz. Powered by 9V battery. **OUR PRICE £13.50** P&P 30p Stereo multiplex adapter £5.95 extra.

### ELECTRONIC CALCULATORS

We carry a tremendous range of both pocket and desk calculators from as little as £9. Owing to the demand it is not possible to include them in this advertisement, so send for our latest price list or call into any branch.

### SINCLAIR SYSTEM 2000 STEREO AMPLIFIER AND TUNER

2000 AMPLIFIER Amplifier output 8 watts per channel RMS. Distortion less than 0.06%. Silicon transistors. Two pick-up plus radio and tape inputs. Tape output and scratch filter. Excellent Value. List £39.95. **OUR PRICE £27.50** P & P 60p.

### 2000 FM TUNER

Excellent selectivity and sensitivity. Twin dual-varicap tuning. 4 pole ceramic filter. 19 transistor stereo demodulator giving 40 dB separation. Distortion 0.2% output. Fantastic Value. List £39.95. **OUR PRICE £27.50** P & P 60p.

### SINCLAIR IC12 INTEGRATED CIRCUIT AMPLIFIER

complete with printed circuit mounting board. **OUR PRICE £1.50** P & P 15p.

### SINCLAIR Project 80 Modules

Z40 Power Amp	£5.95	P & P 15p
Z60 Power Amp	£7.45	P & P 15p
Stereo 80 Pre-Amp	£13.95	P & P 15p
Ac. Fiter Unit	£7.45	P & P 15p
FM Tuner	£13.95	P & P 15p
Stereo Decoder	£8.95	P & P 15p
P25 Power Supply	£5.95	P & P 30p
P26 Power Supply	£8.95	P & P 30p
P28 Power Supply	£8.45	P & P 30p
Transformer for P28	£4.05	P & P 50p
IC20 Stereo Amp. Kit	£7.95	P & P 15p
P20 Power Supply	£5.45	P & P 30p

SINCLAIR Project 80 Packages  
2x40/Stereo 80/P25 £28.80 P & P 35p  
2x40/Stereo 80/P26 £31.30 P & P 35p  
2x40/Stereo 80/P28 £33.55 P & P 35p

### TE1021 Stereo Listening Station

For balancing and gain selection of loudspeakers with additional facility for stereo headphone switching. Two gain controls, speakers on-off side switch, stereo headphone socket. **OUR PRICE £2.25** P&P 15p

### AUDIOTRONIC LOW NOISE CASSETTES

TYPE	5	10	25
C60	£1.57	£3.00	£7.08
C90	£2.24	£4.25	£10.00
IC20	£2.73	£5.17	£12.24

### AUDIOTRONIC 8 TRACK CARTRIDGES

TYPE	Each	10	
40M	85p	£4.00	£7.50
80M	£1.15	£5.40	£10.25

P&P Cassettes 3p, Cartridges 5p each OVER 10 of either POST FREE!

### MP7 MIXER-PREAMPLIFIER

5 Microphone inputs with individual gain controls enabling complete mixing facility. Battery operated. Size: 235 x 127 x 76mm. Inputs: Mics. 3 x 3mV 50k; 2 x 3mV 600 ohms. Phono. Mag. 4mV 50k; Phono Ceramic 100mV 1 Meg. Output 250mV 100k. **OUR PRICE £8.97** P&P 20p

### AUDIOTRONIC AH410 Stereo Headphone Amplifier

All silicon, transistor amplifier operates from magnetic, ceramic or tuner inputs with twin stereo headphone outputs and separate volume controls for each channel. Operates from 9V battery. INPUTS: 30V and 100mV. OUTPUT: 50mV per channel. **OUR PRICE £8.50** P&P 30p

### HIGH QUALITY CONSTRUCTION JOSTY KIT

WE ARE APPOINTED STOCKISTS AT ALL BRANCHES

All kits are complete with comprehensive easy to follow instructions and covered by full guarantee.

Post and Packing 15p per kit.

- |  |        |
|--|--------|
| AF20 Mono Amplifier                                  | £5.61  |
| AF15 Mixer   | £5.39  |
| AF30 Mono pre-amplifier                              | £3.20  |
| AF35 Emitter amplifier                               | £2.42  |
| AF80 0.5W mic. amplifier                             | £7.67  |
| AF305 Intercom                                       | £10.85 |
| AF310 2 Mono Amplifier                               | £7.55  |
| M160 Multi-vibrator                                  | £2.18  |
| M302 Transistor tester                               | £8.37  |
| M101 VU Meter  | £3.33  |
| M192 Stereo balance control                          | £5.93  |
| LF380 Quadraphonic device                            | £8.42  |
| ATS Automatic light control                          | £3.75  |
| AF30 Photo cell switch unit                          | £6.68  |
| AF330 400W triac light dimmer/speed control          | £5.18  |
| AT56 2,200W triac light dimmer/speed control         | £6.75  |
| AT001 1 channel light control                        | £10.92 |
| AT65 3 channel light control                         | £16.52 |
| GU300 Tremolo unit                                   | £8.10  |
| HF61 Diode detector                                  | £3.97  |
| HF65 FM transmitter                                  | £3.21  |
| HF75 FM receiver                                     | £3.66  |
| HF310 FM tuner                                       | £16.32 |
| HF325 Deluxe FM tuner                                | £26.33 |
| HF330 Decoder (HF310/25)                             | £10.55 |
| GP130 Stereo pre-amplifier for use with 2 x AF310    | £22.98 |
| GP312 Circuit board                                  | £10.02 |
| AT001 1 channel 9V light control                     | £5.92  |
| HF380 Iw/hf aerial amplifier                         | £6.02  |
| HF395 broadband aerial amp                           | £2.10  |
| NT10 Stabilised power supply                         | £5.27  |
| NT300 Stoppable s. supply                            | £13.16 |
| NT30 Power Supply 240 V AC or 2 x 18 V D.C. at 2amps | £5.84  |
| NT305 Voltage converter                              | £5.64  |
| NT315 Power supply, 240V AC to 5V D.C. 100mA         | £12.06 |

Amateur Electronics by Josty Kit, the professional book for the amateur - covers the subject from basic principles to advanced electronic techniques. Complete with circuit board for AE1 to AE10 listed below. **OUR PRICE £3.30** (No VAT) P&P 25p plus VAT.

Also see previous page  
**ALL PRICES EXCLUDE VAT**

# SEW PANEL METERS

NEW PANEL METERS ARE STOCKED AT OUR 3 LISLE ST., 311 EDGWARE RD., & 152 FLEET ST., BRANCHES or order by post.



USED EXTENSIVELY BY INDUSTRY, GOVERNMENT DEPARTMENTS, EDUCATIONAL AUTHORITIES ETC. Over 200 ranges in stock—other ranges to order. Quantity discounts available. Send for fully illustrated brochure.

### CLEAR PLASTIC MODEL SD640

Size: 85 x 64mm

50uA	£3.80
100uA	£3.75
200uA	£3.70
500uA	£3.65
500-500uA	£3.60
100-0-100uA	£3.70
1mA	£3.65
5mA	£3.65
10mA	£3.65
50mA	£3.65
100mA	£3.65
500mA	£3.65
1A DC	£3.65
5A DC	£3.65
10A DC	£3.65
5V DC	£3.65



### \*Items with asterisk are Moving Iron type, all others are Moving Coil

### CLEAR PLASTIC MODEL S0830

Size: 110 x 83mm

50uA	£4.30
100uA	£4.25
200uA	£4.20
500uA	£4.15
50-0-50uA	£4.25
100-0-100uA	£4.20
1mA	£4.10
5mA	£4.10
10mA	£4.10
50mA	£4.10
100mA	£4.10
500mA	£4.10
1A DC	£4.10
5A DC	£4.10
10A DC	£4.10
5V DC	£4.10



### CLEAR PLASTIC MODEL MR 65P

Size: 86 x 78mm

50uA	£3.95
100uA	£3.85
200uA	£3.80
500uA	£3.75
50-0-50uA	£3.85
100-0-100uA	£3.80
1A DC	£3.70
1mA	£3.70
5mA	£3.70
10mA	£3.70
50mA	£3.70
100mA	£3.70
500mA	£3.70
1A DC	£3.70
5A DC	£3.70
10A DC	£3.70
5V DC	£3.70



CALL INTO YOUR NEAREST LASKY S BRANCH OR SEND COUPON BELOW FOR NEW 16 PAGE HI-FI PRICE LIST

CENTRAL LONDON		
481 OXFORD ST.	01-493 8641	
3 LISLE ST. WC2	01-437 8204	
34 LISLE ST. WC2	01-373 9155	
118 EDGWARE RD. W2	01-723 9789	
193 EDGWARE RD. W2	01-723 6211	
207 EDGWARE RD. W2	01-723 3271	
311 EDGWARE RD. W2	01-262 0387	
346 EDGWARE RD. W2	01-723 4453	
382 EDGWARE RD. W2	01-723 4194	
109 FLEET ST. EC4	01-353 5812	
152/3 FLEET ST. EC4	01-353 2833	
10 TOTTEHAM CT. RD.	01-637 2232	
27 TOTTEHAM CT. RD.	01-636 3715	
33 TOTTEHAM CT. RD.	01-636 2605	
42/45 TOTTEHAM CT. RD.	01-636 0845	
237/8 TOTTEHAM CT. RD.	01-580 0670	

### CLEAR PLASTIC MODEL SW100

Size: 100 x 80mm

50uA	£4.60
100uA	£4.50
500uA	£4.30
50-0-50uA	£4.50
100-0-100uA	£4.45
1mA	£4.30
1A DC	£4.40
5A DC	£4.30
20V DC	£4.30
50V DC	£4.30
300V DC	£4.30



### CLEAR PLASTIC MODEL MR 45P

Size: 50 x 60mm

50uA	£3.20
100uA	£3.15
200uA	£3.10
500uA	£3.00
50-0-50uA	£3.15
100-0-100uA	£3.15
1mA	£2.95
5mA	£2.95
10mA	£2.95
50mA	£2.95
100mA	£2.95
500mA	£2.95
1A DC	£2.95
5A DC	£2.95
20V DC	£2.95
50V DC	£2.95
300V DC	£2.95
15V DC	£3.05



### BAKELITE MODEL S80 Enlarged Window

Size: 80 x 80mm

50uA	£4.80
100uA	£4.45
500uA	£4.30
50-0-50uA	£4.45
100-0-100uA	£4.40
1mA	£4.20
5mA	£4.20
10mA	£4.20
50mA	£4.20
100mA	£4.20
500mA	£4.20
1A DC	£4.20
5A DC	£4.20
10A DC	£4.20
5V DC	£4.20
30V DC	£4.20
150V DC	£4.20
300V AC	£4.30
VU Meter	£4.70



### EDGWISE MODEL PE70

Size: 90 x 34mm

50uA	£4.15
100uA	£4.10
200uA	£4.05
500uA	£3.90
50-0-50uA	£4.10
100-0-100uA	£4.05
1mA	£3.95
300V AC	£4.45
VU Meter	£4.30



### CLEAR PLASTIC MODEL MR 38P

Size: 42 x 42mm

50uA	£3.10
100uA	£3.05
200uA	£3.00
500uA	£2.85
50-0-50uA	£3.05
100-0-100uA	£3.00
500-500uA	£2.80
1mA	£2.80
1-0-1mA	£2.80
2mA	£2.80
5mA	£2.80
10mA	£2.80
20mA	£2.80
100mA	£2.80
100mA	£2.80
200mA	£2.80
300mA	£2.80
500mA	£2.80
750mA	£2.80
1A DC	£2.80
5A DC	£2.80
5A DC	£2.80
10A DC	£2.80
5V DC	£2.80
10V DC	£2.80
15V DC	£2.80



### CLEAR PLASTIC MODEL MR 52P

Size: 60 x 60mm

50uA	£3.70
100uA	£3.50
500uA	£3.35
50-0-50uA	£3.35
100-0-100uA	£3.30
1mA	£3.30
5mA	£3.30
10mA	£3.30
50mA	£3.30
100mA	£3.30
500mA	£3.30
1A DC	£3.30
5A DC	£3.30
10V DC	£3.30
20V DC	£3.30
50V DC	£3.30
300V DC	£3.30
15V AC	£3.40
30V AC	£3.40



### MODEL ED107 EDUCATIONAL METER

Size: 100 x 90 x 150mm including terminals

50uA	£8.50
100uA	£7.90
500-500uA	£7.90
1mA	£7.80
1-0-1mA	£7.60
1A DC	£7.80
5A DC	£7.80
10V DC	£7.60
15V DC	£7.60



### CLEAR PLASTIC MODEL SD460

Size: 59 x 46mm

50uA	£3.50
100uA	£3.45
200uA	£3.40
500uA	£3.35
50-0-50uA	£3.45
100-0-100uA	£3.40
1mA	£3.30
5mA	£3.30
10mA	£3.30
50mA	£3.30
100mA	£3.30
500mA	£3.30
1A DC	£3.30
5A DC	£3.30
10A DC	£3.30
5V DC	£3.30
10V DC	£3.30
15V DC	£3.30



### BAKELITE MODEL MR 65 Size: 80 x 80mm

25uA	£5.25
50uA	£4.00
100uA	£3.95
500uA	£3.65
50-0-50uA	£3.95
100-0-100uA	£3.90
1mA	£3.60
1-0-1mA	£3.60
5mA	£3.60
10mA	£3.60
50mA	£3.60
100mA	£3.60
500mA	£3.60
1A DC	£3.60
5A DC	£3.60
10A DC	£3.60
5V DC	£3.60
10V DC	£3.60
15V DC	£3.60
20V DC	£3.60
50V DC	£3.60
150V DC	£3.60



### 240° Wide Angle

### 1mA METERS

MW1-6 60 x 60 mm  
£6.50 P & P 15p  
MW1-8 60 x 80 mm  
£8.90 P&P 15p



### YAMABISHI VARIABLE VOLTAGE TRANSFORMERS

Excellent quality at low cost. Input: 230V 50/60Hz. Output 0-260V. MODEL S260 BENCH MOUNTING

1A	£10.50	50p
2.5A	£12.00	50p
5A	£17.50	50p
8A	£30.35	£1.00
10A	£37.75	£1.00
12A	£38.40	£1.00
20A	£85.00	£1.50
25A	£95.00	£1.50
40A	£120.00	£1.50



MODEL S260B PANEL MOUNTING  
2.5A £12.00 50p

**ALL PRICES EXCLUDE VAT**



## FOR MAIL ORDER

We offer a speedy and efficient service by mail order. Remember to add 8% VAT to total value of goods including post and packing.

### TO LASKYS CUSTOMER SERVICES DIVISION

Audiotronic House, 1 The Hyde, London NW9 6JJ. Tel. 01-200 1321

Please send me the following items

TOTAL PURCHASE PRICE (inc P&P and VAT)

I enclose  cheque  postal order  money order

I wish to pay by Barclaycard/Access and my number is \_\_\_\_\_

NAME \_\_\_\_\_

ADDRESS \_\_\_\_\_

Signature \_\_\_\_\_

Registered in England No. 347947 at 12 Lower Grosvenor Place, London SW1 0EX



### ESSEX

86 SOUTH ST. ROMFORD	20118
205/206 CHURCHILL WEST, VICTORIA CIRCUS, SOUTHEND	0702 612241

### KENT

53/57 CAMDEN RD., TUNBRIDGE WELLS	0892-3342
-----------------------------------	-----------

### LEICESTERSHIRE

45 MARKET PLACE, LEICESTER	0533-537678
----------------------------	-------------

### NORTHAMPTONSHIRE

73 ABBINGTON STREET, NORTHAMPTON (Opening November)	VU Meter
---	----------

### STAFFORDSHIRE

30 WULFRUN WAY, WOLYERHAMPTON	Now Open
-------------------------------	----------

### SURREY

1046 WHITGIFT CENTRE, CROYDON	01-481 3027
27 EDEN ST. KINGSTON	01-546 7845
38/40 EDEN ST., KINGSTON	01-546 1271
32 HILL ST. RICHMOND	01-948 1441

### WARWICKSHIRE

116 CORPORATION ST., BIRMINGHAM	021-236 3503
---------------------------------	--------------

ALL BRANCHES OPEN 9am to 6pm MON TO SAT

West End Service Centre for Personal Callists 87 Tottenham Court Rd, W1P



OUR CUSTOMER SERVICES DIVISION at head office will answer all your enquiries - just ring 01-200 1321

### EXPORT

Personal orders arranged for overseas visitors. Goods specially packed, insured and despatched to all parts of the world at minimum cost exclusive of VAT. Payment by bank transfer, certified cheque, postal order or money order in any currency.

### NO DEPOSIT TERMS

available on most goods for personal callers

CHEQUES TO THE VALUE OF £30 ACCEPTED FROM PERSONAL SHOPPERS WITH BANKERS CARD. IN OTHER CASES AND FOR AMOUNTS IN EXCESS OF £30 PLEASE ALLOW TIME FOR CLEARANCE. BANKERS DRAFTS ACCEPTED.

All prices correct at 11/10/74 but Subject to change without notice E.S.O.E.

A member of the Audiotronic Group of Companies





**no extras**  
all prices inc VAT  
FREE delivery

BARCLAYCARD

Buy it with Access

High Quality  
Construction  
Kits, stocked at  
all branches  
Send for  
catalogue!

**AMPLIFIERS**

Teleton SAQ3078 +8 watt £27-00  
Rotel RA211 £42-95  
RA311 £54-95  
RA611 £86-95  
Leak Delta 30 £54-75  
Samsui AU101 £48-25  
AU505 £74-95  
Sinclair 2000 £34-95  
Sinclair 4000 £45-95

**TUNERS & RECEIVERS**

Leak Delta FM £58-75  
Sinclair 2000/4000 Tuner £34-95  
Rotel RT222 £42-75  
Rotel RX150A Tuner/  
Amp. £59-95  
Rotel 152A £69-95  
Samsui  
210 AM/FM/MPX £84-25  
310 AM/FM/MPX £99-50  
350A AM/FM/MPX £106-95

**RECORD DECKS**

SP25 Mk III £11-00  
Garrard SP25 MkIV £12-95  
BSR MP60 £11-00  
BSR Invicta P & C/SC7M £9-95  
Garrard  
SP25 MkIV P & C G/800 £21-00  
AP75 Module £30-00  
Goldring GL78 P & C/  
GB00E £59-95  
Connoisseur  
BD1 Kit £13-50  
BD2 Chassis/SAU2 £32-50  
SAU2 £14-25  
SCUI £5-95

**TAPE DECKS (Insurance 2-00)**

Akai  
4000DS Reel to Reel £93-95  
4000DB Reel to Reel  
Dolby £149-50  
1721L Special Offer £77-95  
GXC36D £82-00  
GXC38D £103-95  
CS33D £79-95  
Akai CR81D 8-track Rec.  
player £73-95

**SPEAKERS**

**Chassis Speakers**  
EMI (Plain) 13in x 8in,  
3, 8 or 15 ohm Bass unit £2-30  
with Single Tweeter  
(only 8ohm) £2-45  
with Twin Tweeter £3-95  
Type 350 Kit 15 watt 8 ohm £8-25  
13in x 8in Bass unit  
15 watt 8 ohm £4-95  
8in x 5in 5 watt 3, 8 or  
15 ohm £1-50  
8in x 5in 10 watt  
Dualcone 8 ohm £2-50  
6 1/2" 10 watt 8 ohm £2-65  
8in 10 watt 8 ohm £3-90  
12in 20 watt 8 ohm £6-95  
Fane 8in 4 or 15 ohm £2-25  
Fane 7in x 4in 3 or 8 ohm £1-20  
ElaC 8in 8 ohm Dualcone £2-50  
ElaC 10in 8 ohm Dualcone £3-75  
Goodman 6 1/2in 8 ohm  
Dualcone £2-40  
Baker Group 25 12in 8 or  
15 ohm £7-95  
Adastra 'Top 20' 12in  
25 watt 8 or 15 ohm £8-25

Adastra 'Hi-Ten' 10in  
10 watt 8 or 15 ohm £3-60  
Also 5in 8 ohm speaker  
2 1/2in 8 or 64 ohm  
speaker £0-50

**WHARFEDALE SPEAKER  
BARGAINS**

Denton 1 pr. £26-75  
Denton 2 pr. £30-00  
Linton 2 pr. £38-95  
Glendale 3 pr. £58-95  
Kingsdale 3 ea. £60-95  
Dovedale 3 ea. £42-95

**KITS**

Linton 2 £19-50  
Glendale 3 £33-95  
Dovedale £53-95

**SPEAKER CABINETS IN  
KIT FORM (Teak Veneer)**

12in x 8in x 6in  
(8 x 5 or 7 x 4 cutout) £2-50  
14in x 12in x 9in  
(10", 8 x 5, 8", 6 1/2" & 3 1/2") £3-75  
18in x 11in x 9in  
(8" x 1 1/2" or 13 x 8) £4-50  
22in x 14in x 9in  
(12" & 1 1/2" or 13 x 8) £6-25

**TWEETERS & CROSSOVERS**

EMI 3 1/2" c/magnet in 3 or  
8 ohm £1-25  
Cone Tweeter 10 watt  
8 or 15 ohm (K2006) £2-50  
Cone Tweeter 3 watt  
8 ohm (K2003) £1-55  
Horn Tweeter 8 ohm  
(K2007) £6-50  
Dome Tweeter 8 ohm  
(K2011) £5-50  
2-way Crossovers (CN23,  
CN28, CN216) £1-20  
3-way Crossover (CN38) £2-75

**CARTRIDGES & STYLII**

	D/D Cart. £	Styli £
ACOS GP91/25C or 3CS (ster. comp)	1-10	1-25
GP93/1 or 95/1 ster. cryst.	1-35	1-25
GP94/1 or 96/1 ster. ceram.	1-75	1-25
GP101 cryst. comp.	90	—
GP104 ster. ceram.	1-75	1-25
BSR X5M or X5H cryst. comp.	1-75	1-25
SX6M or SX6H cryst. ster.	2-00	1-25
SC5M ster. ceram.	2-75	1-25
SONOTONE 9TAHC or 9TAHC/G (Diam.)	1-85	1-25
3509 Magnetic AUDIO TECNICA AT55	1-95	—
EMPIRE 999 REX	3-95	—
GOLDRING G850	2-95	1-95

G800 3-95 1-95  
G800H 3-95 1-95  
G800E 6-99 3-95  
SHURE  
M44G 4-75 3-45  
M55E 5-50 4-25  
M75ED Type 2 10-75 6-99  
M15EJ Type 2 8-75 4-99  
VI5 Type 3 29-95 —

**MICROPHONES**

UD130 50K/600 ohm  
uni-dir. ball metal £5-95  
UD147 £9-25  
Condenser Mic. 600 ohm  
uni-dir £9-50  
Cassette Stick Mic. with  
R/Control £1-60  
Mic-Mixers Mono/stereo £5-50  
AKAI ADM14 £5-95

**HEADPHONES**

Rotel  
RH430 £4-75  
RH 630 £7-75  
RH 700 £11-50  
Koss  
K711 £10-95  
KRO711 £10-95  
K6 £11-50  
K6LC £14-00  
KO727B £16-00  
KO747 £20-75  
HVI £21-95  
PRO4AA £26-95  
PRO5A £29-95  
K6LCC £26-00  
Samsui SS10 £14-20  
\*Headphone adaptor  
(Junction box) £2-50  
extension lead 2ft curly £1-35

**CASSETTES**

	C40	C60	C90	C120
Low Noise	—	35p	45p	55p
Phillips	—	55p	75p	110p
Memorex	65p	75p	110p	155p
Amplex (360)	45p	55p	70p	99p
Amplex (20-20+)	59p	65p	99p	135p
Chromium Dioxide	—	99p	140p	—
Cassette Head Cleaner	—	—	45p	—
Amplex Head Cleaner	—	—	Demag	£1-65
BIB Stereo Test Cassette	—	—	—	£2-15
Cassette Racks (hold 6)	—	—	—	£0-45
Cassette Rotating Racks (hold 20)	—	—	—	£3-50
Cassette Carrying Case (BIB) (hold 12)	—	—	—	£1-60

**8-Track Cartridge Blanks**  
C40 C64 C80  
80p 95p £1-10  
Amplex  
8-track H/Cleaner  
Demagnetiser £1-90  
8-track Carrying Cases  
(BIB) £1-65

**TAPES & CASSETTES**

	Std	LP	DP	Cases
5"	55p	65p	1-00	20p
5 1/2"	65p	86p	1-35	25p
7"	80p	110p	1-85	30p
High frequency Amplex	—	—	—	—
5"	—	1-40p	—	1-55p
7"	—	1-90p	—	2-95p
AKAI Metal Reel 7"	—	—	—	£1-99

**CALCULATORS**

Sinclair Cambridge Build £19-95  
Scientific £29-95

**SINCLAIR PROJECT 80**

Stereo Pre-amp. £11-95  
Active Filter Unit £6-95  
Z40 15 watt Amp £5-45  
Z60 25 watt Amp £6-95  
P25 Power Supply for 240 £4-98  
P26 Power Supply for 240 £7-98  
P28 Power Supply for 260 £7-98  
FM Tuner £11-95  
Stereo Decoder £7-45  
Q16 Speaker £7-10

**PORTABLE RADIOS**

Vega Jade £5-75  
Vega Zircon £8-25  
Vega Sapphire £7-25  
Vega VEF206 £13-95  
Micado LM/MW/FM/55W  
Murphy  
B833 MW/VHF £9-95  
BA838 LW/MW/VHF  
M/Batt £18-50  
MA5003 Head Set  
Radio LW £7-95  
Bush  
VTR165 LW/MW/VHF £22-00  
VTR127 LW/MW/VHF £18-50  
VTR178 VHF/MW/25W/  
AIR M/Batt £27-50  
VTR 175 LW/MW/VHF £13-95  
VTR188 LW/MW/VHF/  
25W M/Batt £31-95  
BY5661 LW/MW/VHF £14-95

**CLOCK RADIOS**

Bush CR128 LW/MW £13-60  
Bush CR232 MW/VHF £24-95  
Murphy MV5600  
MW/VHF £22-95

**CASSETTE RECORDERS**

Murphy BA206 £16-95  
Bush TP66 M/Batt £25-75  
Murphy BA200 M/Batt £22-75  
Bush BT8504 (miniature) £25-50

**RADIO CASSETTES**

(Mains/Batt.)  
Micado B155 AM/FM £25-95  
Murphy BA209 MW/VHF £33-50

**STEREO RECORD PLAYER  
& SYSTEM**

Bush SPR58 £29-50  
Bush SPR59 £31-50  
Bush A1005 £56-50  
Hanimec H101 £39-95  
Hanimec HRC5060 8-track  
AM/FM/MPX + Speaker £116-95

**CAR AUDIO**

Bush Car Cassette BT8501 £36-75  
Hitachi Car Radio  
WM702R LW/MW £16-50  
KM1510 LW/MW/VHF £32-50  
Hitachi Car Cassette  
CS114 £45-00

ALL ITEMS SUBJECT TO  
MANUFACTURERS INCREASE  
AND AVAILABILITY

**PERSONAL CALLERS  
WELCOME**

ALL MERCHANDISE FULLY GUARANTEED

**NEWMART  
ELECTRONICS**


Mail Order Dept PW/12  
Belmont St, Monton,  
Eccles, Manchester.  
Tel: 061-789 5268

Manchester  
30-32 Shudehill. tel 061-832 7710  
Leeds  
4 New Market St tel 0532 42708  
Liverpool  
15 Whitechapel tel 051-236 0738

# R T V C FOR AUDIO ON A BUDGET

## PUSH BUTTON CAR RADIO KIT

### The Tourist II



**NO SOLDERING  
REQUIRED!**

#### NOW BUILD YOUR OWN PUSH BUTTON CAR RADIO

Easy to assemble construction kit comprising fully completed and tested printed circuit board on which no soldering is required. All connections are simple push fit type making for easy assembly. Fine tuning push button mechanism is fully built and tested to mate with printed circuit board.

**Car Radio Kit £7.70 + 55p p & p**

**The Tourist I Kit** For the experienced constructor  
If you can solder on a printed circuit board you can build this model.  
Same technical specification as Tourist II  
**Price £6.60 + 55p p & p.**

#### Technical specification:

- (1) **Output** 4 watts R.M.S. output. For 12 volt operation on negative or positive earth.
- (2) **Integrated circuit** output stage, pre-built three stage IF Module.

**Controls** volume manual tuning and five push buttons for station selection, illuminated tuning scale covering full, medium and long wave bands.

Size chassis 7" wide, 2" high and 4 3/4" deep approx

**Speaker** including baffle and fixing strip **£1.65+23p.p&p.**

**Car Aerial** Recommended — fully retractable and locking  
**£1.37+20p. postage & packing**



## \* STEREO 21 QUALITY SOUND FOR LESS THAN £20.00

Stereo 21, easy to assemble audio system kit. No soldering required. The unit is finished in white P.V.C. and the acrylic top presents an unusually interesting variation on the modern deck plinth.

Includes:— BSR 3 speed deck, automatic, manual facilities together with ceramic cartridge.  
**Two speakers** with cabinets.

**Amplifier module.** Ready built with control panel, speaker leads and full, easy to follow assembly instructions.

**Specifications:** For the technically minded:—

Input sensitivity 600mV. Aux. input sensitivity 120mV. Power output 2.7 watts per channel. Output impedance 8-15 ohms. Stereo headphone socket with automatic speaker cutout. Provision for auxiliary inputs—radio, tape, etc., and outputs for taping discs. **Overall Dimensions.** Speakers approx. 15 1/2" x 8" x 4". Complete deck and cover in closed position approx. 15 1/2" x 12" x 6".

**Complete only £19.95 + £1.60 p & p. Extras if required. Optional Diamond Stylus £1.37.**

Specially selected pair of stereo headphones with individual level controls and padded earpieces to give optimum performance. **£3.85.**



### BUILD YOUR OWN \* STEREO AMPLIFIER

For the man who wants to design his own stereo—here's your chance to start, with Unisound—pre-amp, power amplifier and control panel. No soldering—just simply screw together. 4 watts per channel into 8 ohms. Inputs: 120mV (for ceramic cartridge). The heart of Unisound is high efficiency I.C. monolithic power chips which ensure very low distortion over the audio spectrum. 240V. AC only.  
**£7.64 + 55p. p & p**

### 8 TRACK HOME CARTRIDGE PLAYER \*



Elegant self selector push button player for use with your stereo system. Compatible with Viscount III system, Unisound module and the Stereo 21. Technical specification Mains input, 240V, Output sensitivity 125mV. Comparable unit sold elsewhere at £24.00 approx. Yours for only

**£11.95 + 90p p & p.**



# COMPLETE\* STEREO SYSTEM



## System 1. £51·00

40 Watt Amplifier. Viscount III - R102 now 20 watts per channel.

System 1 includes:

Viscount III amplifier - volume, bass, treble and balance controls, plus switches for mono/stereo on/off function and bass and treble filters. Plus headphone socket.

Specification

20 watts per channel into 8 ohms. Total distortion @ 10W @ 1kHz 0-1%. P.U.1 (for ceramic cartridges) 150mV into 3 Meg. P.U.2 (for magnetic cartridges) 4mV @ 1kHz into 47K, equalised within  $\pm 1$ dB R.I.A.A. Radio 150mV into 220K. (Sensitivities given at full power). Tape out facilities: headphone socket, power out 250mW per channel. *Tone controls and filter characteristics.* Bass: +12dB to -17dB @ 60Hz. Bass filter: 6dB per octave cut. Treble control: treble +12dB to -12dB @ 15kHz. Treble filter: 12dB per octave. *Signal to noise ratio:* (all controls at max.) - 58dB. Crosstalk better than 35dB on all inputs. Overload characteristics better than 26dB on all inputs. Size approx.  $13\frac{1}{2}'' \times 9'' \times 3\frac{3}{4}''$ .

Garrard SP 25 Mk III deck with magnetic cartridge, de luxe plinth and hinged cover.

Two Duo Type II matched speakers - Enclosure size approx.  $17\frac{1}{2}'' \times 10\frac{1}{4}'' \times 6''$  in simulated teak. Drive unit  $13'' \times 8''$  with parasitic tweeter. 10 watts handling.

Complete System £51·00

## System 2. £69·00

Viscount III amplifier (As System 1)

Garrard SP 25 Mk III deck (As System 1)

Two Duo Type III matched speakers - Enclosure size approx.  $27'' \times 13'' \times 11\frac{1}{2}''$

Finished in teak veneer. Drive units  $13'' \times 8''$  bass driver, and two  $3''$  (approx.) tweeters.

20 watts R.M.S., 8 ohms frequency range - 20 Hz to 18,000 Hz.

Complete System £69·00

### PRICES: SYSTEM 1

Viscount III R102 amplifier	£24.20 + £1 p & p
2 Duo Type II speakers	£14.00 + £2.20 p & p
Garrard SP 25 with Mag. cartridge de luxe plinth and hinged cover	£21.00 + £1.75 p & p
<b>total:</b>	<b>£59.20</b>

Available complete for only:

**£51·00**  
+ £3.50 p & p

### PRICES: SYSTEM 2

Viscount III R102 amplifier	£24.20 + £1 p & p
2 Duo Type III speakers	£39.00 + £4.00 p & p
Garrard SP 25 with Mag. cartridge de luxe plinth and hinged cover	£21.00 + £1.75 p & p
<b>total:</b>	<b>£84.20</b>

Available complete for only:

**£69·00**  
+ £4.00 p & p

# EMI SPEAKERS AT FANTASTIC REDUCTIONS


## 20 WATT SPEAKER SYSTEM

System consists of a  $13'' \times 8''$  (approx) elliptical woofer unit with a  $8'' \times 5''$  (approx.) mid range unit incorporating parasitic tweeter and crossover components.

Technical Specification:

**Bass Unit**  
Flux density-100 K, speech coil- $1\frac{1}{2}''$ , Cone, Triple laminated paper with P.V.C. surround.  
**Mid Range Unit**  
Flux density-33K, speech coil- $1''$  with parasitic tweeter.  
**Power Handling**  
20 watts R.M.S., impedance - 8 ohms, frequency response - 20 Hz to 18,000 Hz.


**OUR PRICE**  
**£6.60. Complete**  
+ 90p p & p.



## 15" 14A/780 BASS UNIT

Bass unit on a rigid diecast chassis. Superior cone material handles up to 50 watts RMS, and is treated to give a smooth frequency response. Resonance 30 Hz. Flux density 360,000 Maxwells. Impedance at 1 kHz is 8 ohms.  $3''$  voice coil.

**Recommended retail price £40.80.**  
**OUR PRICE £18.70 + £1.50 p&p**



## 950 KIT

Five matched speakers and crossover unit for handling up to 45 watts, frequency response from 20 to 20,000 Hz.

Huge  $19'' \times 14''$  (approx.) high efficiency Bass-Speaker with 16,500-gauss magnet built on a heavy diecast frame.

The four 10,000 gauss tweeters, each  $3\frac{1}{2}''$  dia. approx., are fed by the crossover which critically adjusts signal for maximum fidelity. Impedance at 1 kHz is 8 ohms. Bass coil  $2''$ , others 0-5".

Recommended list price £44.00.

**Special Offer**  
**OUR PRICE £19.50 + £1.50 p&p**


FOR DISCO PAGE AND DETAILS OF HOW TO ORDER - TURN OVER...



# PORTABLE DISCO CONSOLE

**INCORPORATES:** Pre-Amp with full mixing facilities, including switched input for mic with volume control, switched input for auxiliary with volume control, bass and treble controls, volume control and blend control for turntables.

Two B.S.R. single play professional series decks, fitted with crystal cartridges. The turntables are designed and precision engineered. They combine clean modern styling with superb reproduction. Their many special features include square section aluminium tonearms, (high precision low mass design fully counterbalanced, with calibrated stylus pressure control for perfect tracking), and conveniently grouped easy to read linear controls. The turntables have viscous cueing devices which allows the tonearms to be placed or lifted at any point on the record. The two lightweight cartridge shells have slide-in-holders to facilitate easy inspection of needles and cartridges.



### TECHNICAL SPECIFICATION:

**Pre-amp** - Output - 200mV. Auxiliary inputs - 200mV and 750mV into 1 meg. Mic input - 6mV into 100K. 240 volt operation.  
**Turntables capacity** - 7", 10" or 12" records.  
**Rumble, wow and flutter** - Rumble - Better than -35dB. Wow - Better than 0.2%. Flutter - Better than 0.06% (Gaumont kalee meter).  
**Finish** - Satin black mainplate with black turntable mat inlaid with brushed aluminium trim. Tonearm and controls in black and brushed aluminium.


**Console size** - Unit Closed - 17 3/4" x 13 3/4" x 8 3/4" (approx.)  
 Unit Open - 35 3/4" x 13 3/4" x 4 1/4" (approx.)

This disco console is ideally matched for the Reliant IV and Disco 50 or any other quality amplifier.

The unit is finished in black PVC with contrasting simulated teak edging diamond spun control knobs with matching control panel.


**Yours for only £45.00 + £3.50 P. & P.**

# DISCO 50



### 45 WATT R.M.S. MONO DISCOTHEQUE AMPLIFIER

Ideal for Disco Work. Output Power: 45 watts R.M.S. Frequency Response 3dB points 30Hz and 18KHz. Total Distortion: less than 2% at rated output. Signal to noise ratio: better than 60dB. Bass Control Range: 13dB at 60Hz. Treble Control Range: 12dB at 10KHz. Inputs: 4 inputs at 5mV into 470K. Each pair of inputs controlled by separate volume control. 2 inputs at 200mV into 470K. Size: 19 1/4" x 10 1/2" x 8" (approx.) Amplifier £27.50 + £1.50 p. & p.



# DISCO AMPLIFIER

Reliant Mk IV Mono Amplifier, ideal for the small disco or house parties.

Outputs 20 watts R.M.S. into 8 ohms (suitable for 15 ohms).

Inputs \*4 electrically mixed inputs. \*3 individual mixing controls.

\*Separate bass and treble controls common to all 4 inputs.

\*Mixer employing F.E.T. (Field Effect Transistors) \*Solid State circuitry.

\*Attractive styling.

### INPUT SENSITIVITIES

-Input - 1.) Crystal mic. guitar or moving coil mic, 2 and 10mV. (Selector switch for desired sensitivity).

-Inputs - 2), 3), 4). Medium output equipment - ceramic cartridge, tuner, tape recorder, organs, etc. - all 250mV sensitivity. AC Mains. 240V operation. Size approx: 12 3/4" x 6" x 3 1/2".

**£15.00 + 60p. post & pack.**



Mail orders to Acton. Terms C.W.O. All enquires Stamped Addressed Envelope. Goods not despatched outside U.K.

Leaflets available for all items listed thus \*  
 Send stamped addressed envelope.

**DO NOT SEND YOUR CARD**

Just write your order giving your credit card number



Radio and TV Components (Acton) Ltd.

21 High Street, Acton, London W3 6NG  
 323 Edgware Road, London W2

Personal Shoppers Edgware Road: 9a.m.-5.30p.m. Half day Thurs.  
 Acton: 9.30a.m.-5p.m. Closed all day Wed.

# TRANSFORMERS

## SAFETY MAINS ISOLATING TRANSFORMERS

Ref. No.	VA (Watts)	Weight lb oz	Size cm	P & P £
07	20	1 8	7.0 x 6.0 x 6.0	2.55 38
149	60	3 12	9.9 x 7.7 x 8.6	3.79 45
150	100	5 8	9.9 x 8.9 x 8.6	4.17 45
151	200	8 0	12.1 x 9.3 x 10.2	7.39 53
152	250	13 12	12.1 x 11.8 x 10.2	9.45 73
153	350	15 0	14.0 x 10.8 x 11.8	11.35 73
154	500	19 8	14.0 x 13.4 x 11.8	13.30 91
155	750	29 0	17.2 x 14.0 x 14.0	21.05 * *
156	1000	38 0	17.2 x 16.6 x 14.0	27.20 * *
158	2000	60 0	21.6 x 15.3 x 18.1	50.25 * *

## AUTO TRANSFORMERS

Ref. No.	VA (Watts)	Weight lb oz	Size cm	Auto Taps	P & P £
113	20	1 0	5.8 x 5.1 x 4.5	0-115-210-240	1.34 30
64	75	2 4	7.4 x 6.7 x 6.1	0-115-210-240	2.64 38
4	150	3 4	8.9 x 7.7 x 7.7	0-115-200-220-240	3.29 45
66	300	6 4	9.9 x 9.6 x 8.6	.. ..	5.29 53
67	500	12 8	12.1 x 11.2 x 10.2	.. ..	8.02 67
84	1000	19 8	14.0 x 13.4 x 14.3	.. ..	13.50 91
93	1500	30 4	14.0 x 15.9 x 14.3	.. ..	17.50 * *
95	2000	32 0	17.2 x 16.6 x 14.0	.. ..	25.35 * *
73	3000	40 0	21.6 x 13.4 x 18.1	.. ..	32.80 * *

## CASED AUTO TRANSFORMERS

115V mains lead input and U.S.A. 2-pin outlets. 20VA £2.64 pp 38p  
500VA £9.50 pp 80p 1000VA £15.92 via B.R.S.

## TRANSFORMERS

Ref. No.	Primary 12V 24V	Amps.	Weight lb oz	Size cm	Secondary Windings	P & P £
111	0.5-0.25	1	4	4.8 x 2.9 x 3.5	0.12V at 0.25A x 2	1.34 23
213	1.0-0.5	1	4	6.1 x 5.8 x 4.8	0.12V at 0.5A x 2	1.58 30
71	2	1	12	8.3 x 6.1 x 6.1	0.12V at 1A x 2	2.09 38
18	4	2	2	8.3 x 7.7 x 7.0	0.12V at 2A x 2	2.60 38
70	6	3	3	8.9 x 8.0 x 7.7	0.12V at 3A x 2	3.52 45
108	8	4	5	8.9 x 8.9 x 8.6	0.12V at 4A x 2	3.96 45
72	10	5	6	9.9 x 9.6 x 8.6	0.12V at 5A x 2	4.67 53
116	12	6	6	12.1 x 9.9 x 8.6	0.12V at 5A x 2	5.61 53
17	16	8	8	12.1 x 9.9 x 10.2	0.12V at 8A x 2	6.62 60
115	20	10	11	14.0 x 9.6 x 11.8	0.12V at 10A x 2	10.20 73
187	30	15	15	14.0 x 12.1 x 11.8	0.12V at 15A x 2	13.70 85
226	60	30	32	17.2 x 15.3 x 14.0	0.12V at 30A x 2	22.50 * *

## 30 VOLT RANGE

Ref. No.	Amps.	Weight lb oz	Size cm	Secondary Taps	P & P £
112	0.5	1 4	6.1 x 5.8 x 4.8	0-12-15-20-24-30V	1.58 30
79	1.0	2 4	7.0 x 6.7 x 6.1	.. ..	2.18 38
3	2.0	3 4	8.9 x 7.7 x 7.7	.. ..	3.18 38
20	3.0	4 8	9.9 x 8.3 x 8.6	.. ..	4.12 45
21	4.0	6 4	9.9 x 9.6 x 8.6	.. ..	4.67 53
51	5.0	6 12	12.1 x 8.6 x 10.2	.. ..	5.83 53
117	6.0	8 0	12.1 x 9.3 x 10.2	.. ..	6.94 60
88	8.0	12 0	14.0 x 11.8 x 10.2	.. ..	9.00 67
89	10.0	13 12	14.0 x 10.2 x 11.8	.. ..	9.80 73

## 50 VOLT RANGE

Ref. No.	Amps.	Weight lb oz	Size cm	Secondary Taps	P & P £
102	0.5	1 12	7.0 x 6.4 x 6.1	0-19-25-33-40-50V	2.09 30
103	1.0	2 12	8.3 x 7.4 x 7.0	.. ..	3.08 38
104	2.0	3 4	8.9 x 7.7 x 8.6	.. ..	4.26 45
105	3.0	6 12	9.9 x 10.2 x 8.6	.. ..	5.79 53
106	4.0	10 0	12.1 x 10.5 x 10.2	.. ..	7.41 67
107	6.0	12 0	14.0 x 10.2 x 11.8	.. ..	11.00 67
118	8.0	18 0	14.0 x 12.7 x 11.8	.. ..	13.40 85
119	10.0	25 0	17.2 x 12.7 x 14.0	.. ..	17.60 * *

## 60 VOLT RANGE

Ref. No.	Amps.	Weight lb oz	Size cm	Secondary Taps	P & P £
124	0.5	2 4	7.0 x 6.7 x 6.1	0-24-30-40-48-60	2.12 38
126	1.0	3 4	8.9 x 7.7 x 7.7	.. ..	2.97 38
127	2.0	6 4	9.9 x 9.6 x 8.6	.. ..	5.40 45
125	3.0	8 12	12.1 x 9.9 x 10.2	.. ..	7.11 60
123	4.0	13 12	12.1 x 11.8 x 10.2	.. ..	9.20 67
140	5.0	12 00	14.0 x 10.2 x 11.8	.. ..	10.83 73
120	6.0	15 8	14.0 x 12.1 x 11.8	.. ..	13.35 85
121	8.0	25 00	14.0 x 14.7 x 11.8	.. ..	15.01 * *
122	10.0	25 0	17.2 x 12.7 x 14.0	.. ..	19.60 * *
189	12.0	29 00	17.2 x 14.0 x 14.0	.. ..	21.60 * *


## MINIATURE TRANSFORMERS WITH SCREENS P & P

Ref. No.	MA.	Weight lb oz	Size cm	VOLTS	P & P £
238	200	2	2.8x2.6x2.0	3.0-3	1.40 10
212	1A 1A	4	6.1x5.8x4.8	0-6-0-6	1.67 30
13	100	4	3.9x2.6x2.9	9-0-9	1.28 13
235	330,330	4	4.8x2.9x3.5	0-9, 0-9	1.42 19
207	500, 500	1 00	6.1x5.4x4.8	0-8-9, 0-8-9	2.23 30
208	1A, 1A	1 12	7.0x6.4x6.1	0-8-9, 0-8-9	3.00 38
236	200, 200	4	4.8x2.9x3.5	0.15, 0.15	1.30 19
214	300, 300	1	6.1x5.8x4.8	0-20, 0-20	1.76 30
221	700 (D.C.)	1	8.0x6.1x6.1	10-12, 0-12-20	1.98 38
206	1A, 1A	2 12	8.3x7.7x7.0	0-15-20, 0-15-20	3.78 38
203	500, 500	2 4	8.3x7.0x7.0	0-15-27, 0-15-27	3.06 38
204	1A, 1A	3 4	8.9x7.7x7.7	0-15-27, 0-15-27	3.27 38

PLEASE ADD 8% FOR V.A.T. INCLUDING P. & P.

**BARRIE electronics**  
3, THE MINORIES, LONDON EC3N 1BJ  
TELEPHONE: 01-488 3316/8  
NEAREST TUBE STATIONS: ALDGATE & LIVERPOOL ST.

# Radio Operators. How to see more of your wife without losing sight of the sea.



Join the Post Office Maritime Service. We have openings for Radio Operators at several of our coastal stations.

The work is just as interesting, just as rewarding as aboard ship, but you get home to see your wife and family more often. You need a United Kingdom General or First Class Certificate in Radiocommunications, or an equivalent certificate issued by a Commonwealth Administration or the Irish Republic.

Starting pay for a man of 25 or over is £2,270, plus cost of living allowance with further

annual increases after that. Though we're happy to take people from 19 up.

In addition to your basic salary, you'll get an average allowance of £450 a year for shift duties and there are opportunities for overtime. Other benefits include a good pension scheme, sick pay and prospects of promotion to Senior Management.

For more information, write to: ETE Maritime Radio Services Division (RC12), ET 17.1.1.2., Room 643, Union House, St. Martins-le-Grand, London, EC1A 1AS.

Post Office  
Telecommunications





At three ha'pence a pint  
you gotta pick a  
packet, or two!



Around 1780 Sarah Oliver kept the colourful Bay Horse Inn in North Shields - the haunt of sailors, labourers, thieves and gentlemen who settled to her much-loved brew, said by many to 'preserve the wind'.

Times change, but good things don't.

Now from the same building on Horse Ferry Landing, Geordie Home Brews bring you all the natural, wholesome ingredients you need to brew a strong, natural beer like the one Sarah Oliver served. And still at a ridiculous 13p per pint!

MAKES  
40  
SATISFYING  
PINTS FOR  
60p



**Sarah  
Oliver's  
Home Brew**

BY GEORDIE HOME BREWS  
from your usual Geordie Stockist  
Enquiries to: VIKING BREWS LTD.  
CLIVE STREET NORTH SHIELDS



# WILMSLOW AUDIO

THE Firm for speakers!

## SPEAKERS

Baker Group 25 3, 8 or 15 ohm	£7-75
Baker Group 35 3, 8 or 15 ohm	£8-50
Baker Group 50/12 8 or 15 ohm	£12-50
Baker Deluxe 12" d/cone	£10-75
Baker Major " "	£8-50
Baker Regent " "	£7-75
Baker Superb	£14-50
Baker Auditorium 12	£12-50
Celestion MH1000 horn	£10-95
Celestion PST8 for Unilex	£2-55
Celestion G12M 8 or 15 ohm	£12-00
Celestion G12H 8 or 15 ohm	£15-00
Celestion G15C 8 or 15 ohm	£24-00
Celestion G18C 8 or 15 ohm	£33-00
Coral 6 1/2" d/cone roll surr. 8 ohm	£2-50
Coral 8" d/cone roll surr. 8 ohm	£3-25
EMI 13 x 8 3, 8 or 15 ohm	£2-25
EMI 13 x 8 150 d/c 3, 8 or 15 ohm	£2-50
EMI 13 x 8 450 /tw 3, 8 or 15 ohm	£3-75
EMI 13 x 8 type 350 8 or 15 ohm	£8-25
EMI 13 x 8 20 watt base	£8-00
EMI 6 1/2" 93850 4 or 8 ohm	£3-00
EMI 5" 98132CP 8 ohm	£2-50
EMI 8 x 5 d/cone, roll surr 10 watt	£2-50
EMI 2 1/2" tweeter 87492AT	£5-45
Eagle DT33 30 watt tweeter	£3-80
Eagle HT15 horn tweeter	£1-75
Eagle CT5 cone tweeter	£2-35
Eagle CT10 tweeter 8 or 16 ohm	£3-80
Eagle MHT10 horn tweeter	£1-50
Eagle crossover CN23, CN28, CN218	£5-30
Eagle FR	£8-35
Eagle FR65	£10-65
Eagle FR8	£2-80
Eiac 9 x 5, 59RM109 15 ohm, 59RM114 8 ohm	£3-50
Eiac 6 1/2" GRM171 d/c roll surr.	£2-85
Eiac 6 1/2" GRM220 d/cone	£1-21
Eiac 4" tweeter TW4	£2-85
Eiac 10" d/cone 10RM239 8 ohm	£2-50
Eiac 8" 8CS175 3 ohm	£4-30
Fane Pop 15 watt 12"	£6-95
Fane Pop 25/25 watt 12"	£8-50
Fane Pop 40 watt 10"	£11-00
Fane Pop 50 watt 12"	£12-50
Fane Pop 55 12" 60 watt	£13-00
Fane Pop 60 watt 15"	£22-50
Fane Pop 100 watt 18"	£29-00
Fane Crescendo 12A 100 watt 12"	£38-00
Fane Crescendo 12B bass	£49-50
Fane Crescendo 15" 100 watt	£7-00
Fane Crescendo 18" 150 watt	£3-85
Fane 801T 8" d/c roll surr.	£2-75
Fane 807T 8" d/c roll surr.	£2-75
Fane 808T 8" d/c roll surr.	£35-00
Fane 701 twin ribbon horn	£12-75
Fane 910 horn	£33-00
Fane 920 horn	

Goodmans 8P 8 or 15 ohm	£5-00
Goodmans 10P 8 or 15 ohm	£5-30
Goodmans 12P 8 or 15 ohm	£12-95
Goodmans 12P-D 8 or 15 ohm	£18-75
Goodmans 12P-G 8 or 15 ohm	£15-75
Goodmans Audiomax 12AX 100 watt	£37-50
Goodmans Audiomax 15AX	£40-00
Goodmans 15P 8 or 15 ohm	£21-00
Goodmans 18P 8 or 15 ohm	£36-00
Goodmans Midax 750	£18-00
Goodmans Axent 100 tweeter	£7-25
Goodmans Audiom 100 12"	£12-00
Goodmans Axiom 401 12"	£17-25
Goodmans Twinaxiom 8	£8-25
Goodmans Twinaxiom 10	£9-00
Goodmans Twinaxiom 18	£5-25
Kef T15	£6-00
Kef B110	£7-25
Kef B200	£8-25
Kef B139	£14-25
Kef DN8	£2-00
Kef DN12	£4-95
Kef DN13	£3-30
STC4001G super tweeter	£8-19
Richard Allan CG8T 8" d/c r/surr.	£8-35
Wharfedale Super 10RS/DD	£9-80
2 1/2" 84 ohm, 70mm 80 ohm, 70mm 8 ohm	8-5
2 1/2" 75 ohm	5-0
7" x 4" 3 or 8 ohm	£1-40
8" x 5" 3 or 8 ohm	£1-50
10" x 6" 3, 8 or 15 ohm	£2-30

## SPEAKER KITS

Baker Major Module	each £10-75
Fane Mode One	each £9-80
Goodmans DIN 20	each £9-75
Helme XLK 25	pair £22-00
Helme XLK 30	pair £14-95
Helme XLK 50	pair £39-95
Keffit 2	each £24-75
Keffit 3	each £36-75
Richard Allan Twinkit	each £8-95
Richard Allan Triple 8	each £13-75
Richard Allan Triple	each £19-95
Richard Allan Super Triple	each £23-75
Wharfedale Linton 2 kit	pair £19-25
Wharfedale Glendale 3 kit	pair £34-50
Wharfedale Dovedale 3 kit	pair £52-50

## PA/DISCO AMPLIFIERS

(carr. and ins. £1)	
Baker Major 100 watt	£49-75
Linear 30/40	£30-00
Linear 40/50	£35-00
Linear 80/100	£58-95
Linear 100 watt slave	£44-00
Eagle PA range in stock—ask for catalogue.	

Free with speaker orders over £7—

"Hi-Fi Loudspeaker Enclosures" book. All units guaranteed new and perfect. Prompt despatch. Carriage and packing: speakers 38p each, speaker kits 75p each (£1.50 pair) tweeters and crossovers 20p.

ALL PRICES QUOTED INCLUDE VAT.  
WILMSLOW AUDIO (Dept. PW)

Loudspeakers: Swan Works, Bank Square, Wilmslow, Cheshire, SK9 1HF  
Discount Radio, PA, Hi-Fi: 10 Swan St, Wilmslow  
Send stamp for free booklet "Choosing a Speaker"



## WJA Cassettes

The best buy!

### Agfa Low Noise Cassettes

AT LESS THAN  
HALF PRICE!

### AGFA HIGHDYNAMIC SUPER

### AGFA STEREO-CHROM CHROMIUM DIOXIDE


	1	5	10
C60	37p	£1-80	£3-50
C90	50p	£2-48	£4-95
C120	63p	£3-10	£6-20
	1	5	10
C60+6	50p	£2-40	£4-70
C90+6	68p	£3-35	£6-60
C120	99p	£4-90	£9-80
	1	5	10
C60	85p	£4-20	£8-30
C90	£1-08	£5-35	£10-60

SAME DAY DESPATCH. P. & P. 15p per order

**WILMSLOW AUDIO**  
(DEPT. PW)  
10 SWAN STREET, WILMSLOW,  
CHESHIRE, SK9 1HF

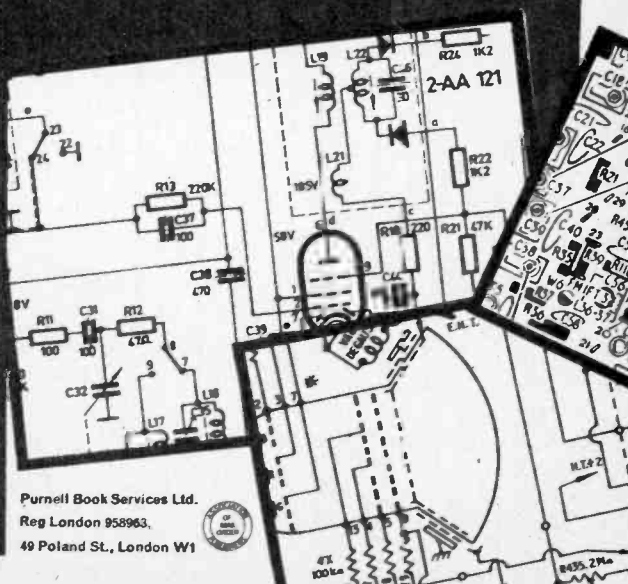
Cut-price prerecorded cassettes—send stamp for list

# RADIO & TV SERVICING



## Essential data for over 1500 popular models

With this vast 6-volume library at your fingertips you have all the necessary servicing data you need covering almost every popular model from 1968 to the very latest on the market today. And not only radio and TV but stereograms, record players and tape recorders too. Much of the earlier information on this equipment is quite unobtainable elsewhere and *Radio & TV Servicing* is now the only available source of technical data. The 1974 edition, now ready, brings the library right up-to-date with abstracts from manufacturers' service bulletins issued during the past year. *Radio & TV Servicing* is the only work of its kind—a money-spinner that no service engineer should be without.



Purnell Book Services Ltd.  
Reg London 958963.  
49 Poland St., London W1





# Volume library '68-'74 is now ready

The  
Only work  
of its kind  
anywhere.

## Speedier, more efficient servicing means increased turnover ...

This library is a gold-mine of technical information. Six hard-bound volumes giving vital data on more than 1500 models of Television (colour and mono), Radios, Car Radios, Stereograms, Record Players and Tape Recorders. More than 4000 pages clearly display thousands of circuits, printed panel diagrams, component layout diagrams, waveform graphs, block diagrams, etc. Over 800 pages, devoted entirely to Colour TV, include installation instructions, new term explanations, purity adjustments, colour balance, static convergence and a wealth of invaluable information. Here, in fact, is all the data you need for efficient and speedy repair work.

### Your Guarantee

Sending for these valuable books, even though you also enclose your remittance, commits you to nothing. Unless you are absolutely satisfied you are perfectly free to return the set and if you do so within 10 days of receipt your money will be refunded in full and without question.

How to get your 6-volume set  
Detach the Order Form below and send it, with the appropriate remittance to:  
Purnell Book Services Ltd.  
Box 20, Abingdon, Oxon, OX14 4HE

### Makes of Colour TV include:

Alba, Baird, Bang and Olufsen, B.R.C., Bush, Decca, Dynatron, Ekco, Ferguson, Ferranti, G.E.C., Invicta, H.M.V., Marconiphone, I.T.T./K.B., Masteradio, Murphy, Philips, Pye, Sobell, Stella, Ultra, Hitachi, Thorn Consumer Electronics, Korting, R.G.D., Sony, Telefunken.

### All these makes of Mono TV, Radios, Car Radios, Stereograms, Record Players, Tape Recorders:

Aiwa, Alba, Baird, Bang and Olufsen, Beogram, Beolite, Blaupunkt, B.R.C., Bush, Cossor, Crown, Dansette, Decca, Defiant, Dulci, Dynatron, Eddystone, Ekco, Elizabethan, Ferguson, Ferranti, Fidelity, G.E.C., Grundig, Hacker, Halcyon, H.M.V., Hitachi, Invicta, I.T.T./K.B., JugoElektra, Klinger, Loewe Opta, Marconiphone, Masteradio, Monogram, Murphy, National, Nivico, Perdio, Peto Scott, Philco, Philips, Portadyne, Pye, Radiomobile, Radionette, R.G.D., Roberts' Radio, Robux, Sanyo, Sharp, Sobell, Sony, Standard, S.T.C., Stella, Stereosound, Telefunken, Teletron, Ultra, Unitra, Van Der Molen, World Radio, Thorn Consumer Electronics, Elpico, Rigondá (USSR), Waltham.

### Plus such developments as:

Stereo Multiplex Transmission - Phase Locked Loop Stereo Decoding - Dynamic Noise Limiting - Adoption of Integrated Circuits in Receiver Design - Thyristor Power Supplies - Silicon Controlled Switch Timebases - Sony Trinitron Systems - Modifications to Circuitry and Fault-Finding Tips.

To: Purnell Book Services, P.O. Box 20, Abingdon, Oxon OX14 4HE

Please send me the 6-volume set of RADIO & TV SERVICING for which I enclose cheque/P.O. No. \_\_\_\_\_ crossed and made payable to Purnell Book Services Ltd.

for the full cash price of £29.00 .....  tick  
for £6.40 deposit to be followed by 6 successive .....  appropriate  
monthly payments of £4.00 (total £30.40) .....  box

I understand that unless I am entirely satisfied I may return the volumes in good condition within 10 days and my money will be refunded in full.  
BLOCK LETTERS PLEASE

Name \_\_\_\_\_

Address \_\_\_\_\_

### TRADE APPLICATION (To be accompanied by Trade Order)

Please supply \_\_\_\_\_ 6-volume set(s) of RADIO & TV SERVICING at £29.00 per set. (Credit 30 days)

BLOCK LETTERS PLEASE

Name \_\_\_\_\_

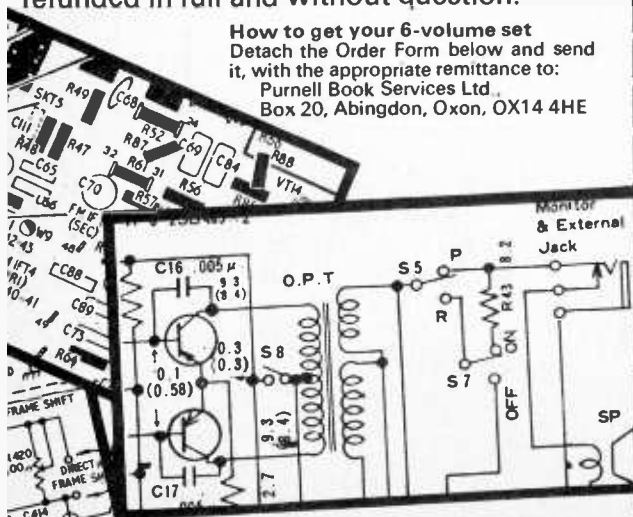
Company \_\_\_\_\_

Signature \_\_\_\_\_

IMPORTANT: Individual volumes are available on application.

Please return entire form. Available U.K. only

049



## TWO NEW ADDITIONS TO FANE 'POP' RANGE LOUDSPEAKERS

### POP 20T 10" 20 Watt

Impedance  
8 ohms or  
15 ohms  
Gauss 14,000  
Voice Coil  
Diam. 1"  
Fitted  
Tweeter Cone  
Range  
50-15,000 Hz



**£8.50**

Rec. Retail Price inc. VAT


Also for those who can  
afford the very best  
For Instrument Reproduction

### Two Super Sensitive Models **CRESCENDO '12' B**

Ideal for Lead Guitar etc.  
12" 75 Watt 2" Pole Diam. Gauss 20,000

### **CRESCENDO '15'**

General Purpose  
15" 100 Watt 2" Pole Diam. Gauss 20,000



Rec.  
Retail  
Price

CRESCENDO '12' B  
**£39.95**

Rec.  
Retail  
Price

CRESCENDO '15'  
**£46.59**

There is also a 12" Crescendo  
Speaker for General Purpose  
Public Address, and a 12" and 15"  
for Bass Guitar etc.

Please send S.A.E. for leaflet on HORN  
UNITS & 'POP' or 'CRESCENDO' Range  
Speakers

### POP 55 12" 60 Watt

Impedance  
8-15 ohms  
Gauss 15,000  
Voice Coil  
Diam. 2"  
Range 50-9,000 Hz  
AN ALL PURPOSE  
UNIT OF HIGH  
SENSITIVITY  
Rec. Retail Price  
inc. VAT




**£15.99**

BRIEF DETAILS OF 'POP' RANGE  
NOW AVAILABLE IN 8 ohms or 15  
ohms

			Rec. Retail
POP '15'	12"	15 Watt	£6.30
	1" Voice Coil		inc. VAT
POP '25T'	12"	25 Watt	£8.95
	1" Voice Coil		inc. VAT
POP '50'	12"	50 Watt	£12.95
	2" Voice Coil		inc. VAT
POP '60'	15"	60 Watt	£16.95
	2" Voice Coil		inc. VAT
POP '100'	18"	100 Watt	£31.00
	3" Voice Coil		inc. VAT

### HIGH FREQUENCY HORN UNITS

MODEL 910  
Rating 50  
watts with  
recommended  
filter



**£15.95** inc. VAT

MODEL 920 Mk II (as illustrated)

SIGNIFICANTLY  
INCREASED SENSITIVITY.

UNCHANGED PRICE. Rating with

recommended filter  
100 watts

**£39.95** inc. VAT

Filters for either model available if required

Distributors to Wholesale and Retail Traders—**LINEAR PRODUCTS LTD., ELECTRON WORKS, ARMLEY, LEEDS.**  
Manufacturers enquiries to—**FANE ACOUSTICS LTD., 286 BRADFORD ROAD, BATLEY, YORKS**  
Prices shown correct at Sept 2, 1974

## THE NEW NELSON-JONES FM TUNER



**PUSH-BUTTON VARICAP DIODE  
TUNING (6 Position)**

('WW' JUNE '73)

Exclusive Designer Approved Kits

What are the important features to look for in an FM tuner kit? Naturally it must have an attractive appearance when built, but it must also embody the latest and best in circuit design such as—

- MOSFET** front end for excellent cross modulation performance and low noise.
- 3 GANG** tuning for high selectivity.
- VARICAP** tuning diodes in back to back configuration for low distortion.
- CERAMIC** filters for defined IF response.
- INTEGRATED** circuit IF amplifiers for reliability and excellent limiting/AM rejection.

- PHASE LOCKED** Stereo decoder with Stereo mute, see below
- LED** fine tuning indicators.
- PUSH BUTTON** tuning (with AFC disable) over the FM band (88-104)
- IC STABILISED** and S/C protected power supply.
- CABINET** double veneered against warp.

The Nelson-Jones Tuner has all of these features and many more, and more importantly the design is fully proven not just with a few prototypes but with many thousands of working tuners spread across the world.

Typ. Specn: 20 dB quieting 0.75uV. Image rejection —70dB.I.F. Rejection —85 dB.

Basic tuner module prices start as low as **£12.31**, with complete kits starting at **£26.95** (mono) + P.P. 65p, and of course all components are available separately.

Our low cost alignment service is available to customers without access to a signal generator. Please send large SAE for our latest price lists which details all of the many options and special low prices for complete kits. All our other products remain available.

**PORTUS** and **HAYWOOD PHASE LOCKED DECODER** (W.W. Sept. '70). Still the lowest distortion P.L. decoder available. THD typically 0.05% (at Nelson-Jones Tuner O/P level)! Supplied complete with Red LED.

Price **£7.02** when bought with a complete N-J tuner kit or **£8.29** if bought separately (P.P. 21p). **PLEASE NOTE.** Existing tuners are readily convertible and kits/parts are available for this purpose.

**TEXAN AMPLIFIER.** We have designed the tuner case and metalwork to match the Texan amplifier (see photograph). Complete designer approved Texan kits are available at **£30.78** plus P.P. 65p including Teak Sleeve.



## NEW LOW COST STEREO TUNER Available as basic or complete kits

Basic stereo tuner **£15** post free.  
Basic mono tuner **£12** post free.  
6 position push button units with  
integral pots **£2.92**.



No alignment required. Mullard LP1186 front end module used with Ceramic IF and IC amplifier. Push button tuning (6 position) with Interstation Mute, restricted range AFC, single LED tuning indicator, phase locked IC decoder, and complete metalwork and veneered cabinet. Complete with IC regulated PSU and full assembly instructions. (Mechanically identical to N-J Tuner.)

**PRICE** Complete stereo kit **£28.42**

Complete mono kit **£24.19**

P. & P. 65p

**TYP. SPECIFICATION**  
24V for 30dB S/N  
Image rejection 40dB  
IF rejection 65dB

VAT at 8% is included in all prices

**INTEGREX LIMITED, P.O. Box 45, Derby, DE1 1TW Phone Swadlincote (028387) 5432 Telex 377106**

# CHROMASONIC electronics

Dept. 1.  
56, Fortis Green Road, London, N10 3HN  
telephone 01 883 3705

## OPTOELECTRONICS

**Monsanto**




Common Anode  
MAN 72  
MAN 74  
MAN 73

**Xcitron**



Common Cathode  
MAN 52  
MAN 54  
MAN 53


**litronix**



DL 707  
0.3" high character  
14 pin DIL

DL 701  
DL 746  
(±1)

Common Anode Red Only



DL 747  
0.6" high character  
L.H. Dec Ph.

DL 746  
(±1)

Common Anode Red Only


**OUR PRICE £2.59    £1.83    £2.65**

## LIGHT EMITTING DIODES

Free snap-on plastic retainer

0.125" dia

**TIL209 size**




0.2" dia

**MLED650 size**

	Our Usual price	Special Pack Price	Our Usual price	Special Pack Price
10 RED	<del>£2.40</del>	<b>£1.99</b>	<del>£2.80</del>	<b>£2.39</b>
10 GREEN	<del>£2.70</del>	<b>£3.49</b>	<del>£3.50</del>	<b>£3.99</b>
10 YELLOW	<del>£2.80</del>	<b>£7.99</b>	<del>£3.00</del>	<b>£5.99</b>
10 WHITE	<del>£3.60</del>	<b>£3.39</b>		
10 ORANGE	<b>£3.10</b>	<b>£2.59</b>	<b>£4.90</b>	<b>£4.39</b>

0.175" dia

**T092 size**



~~£1.70~~

**£1.39**

### LINEAR I.C.'s

709 (8 pin dip)	33p	LM377	£2.91	5L414	£1.723
709 (TO-99)	39p	LM380	£1.08	5L415	£2.243
709 (14 pin dip)	34p	LM381	£2.261	5L440	£2.84
710 (8 pin dip)	34p	LM382	£2.191	5N75491	£1.43
710 (TO-99)	39p	LM3900	73p	5N75492	£1.63
710 (14 pin dip)	38p				
711 (TO-99)	44p				
711 (14 pin dip)	38p	MC 1303L	£1.855	TAA263	90p
723 (TO-99)	94p	MC 1306B	54p	TAA300	£1.76
723 (14 pin dip)	64p	MC1310	£2.45	TAA310	£1.34
741 (8 pin dip)	44p			TAA320	97p
741 (TO-99)	44p	MC 1312	£2.42	TAA350	£2.51
741 (14 pin dip)	42p	MC 1314	£4.05	TAA370	£5.05
747 (14 pin dip)	90p	MC 1315	£5.37	TAA570	80p
748 (8 pin dip)	41p			TAA700	£1.62
748 (TO-99)	44p			TAD100	£3.56
748 (14 pin dip)	42p	MC1330P	86p	TAD100	£1.53
		MC1339P	£1.261	TBA231	88p
		MC1350	81p	TBA500	£2.85
		MC1351	£1.08	TBA520	£2.66
		MC1352	£1.08	TBA530	£1.94
		MC1357	£1.56	TBA540	£1.96
		MC1358	£1.65	TBA600C	£2.92
		MC1375	£1.38	TBA625A	£1.03
		MC1456CG	£1.713	TBA651	£1.03
		MC1458CPI	£2.37	TBA651	£1.03
		MC1468G	£2.47	TBA800	96p
		MC1495	£5.54	TBA810S	£1.07
		MC1496G	£1.46	TBA810AS	£1.07
		MC3302	£1.20	TBA820	74p
		MC3401	75p	TCA940	£1.94
		MFC4000B	40p	TDA1200	£2.10
		MFC4060A	76p	TDA1402	97p
		MFC6030A	81p	TDA1412	97p
		MFC6040	£1.08	TDA1415	97p
				ULN 2111A	1.94
		MM5314	7.76	ZN402	£2.99
		MM5316	£16.17	ZN414	1.29p

## Back in stock again!

### HC244R

The Stabilized Power supply for which demand always exceeds supply switched 3, 6, 7.5 & 9 volts up to 400 mA

Polarity reversal switch, Near Mains Indicator; on/off switch; 4ft. Lead

Multi-way output plug adaptor, Metal Case, Rubber Feet

£4.89 + p & 16p


### 74 SERIES TTL

1p. GRADE BRANDED PRODUCTS

7400	17p	7442	90p	7490	68p
7401	17p	7445	1.20	7491	1.10
7402	17p	7447	1.15	7492	96p
7403	17p	7447A	1.76	7493	70p
7404	17p	7448	1.47	74100	2.32
7408	25p	7470	32p	74121	50p
7409	29p	7473	33p	74122	85p
7410	17p	7474	40p	74141	1.07
7413	29p	7475	62p	74154	1.76
7420	17p	7476	42p	74192	2.11
7430	17p	7486	35p	74193	2.45
7441	99p	7489	4.65	74196	1.70

### F.M. STEREO TUNERS


Transistor F.M. Tuner Chassis, 9 volt. Operation: A1005 S EB.04



New Mini F.M. Tuner + 12 volt supply £6.76

Matching Stereo Decoder £4.86

Stereo Decoder to match A1005 M5 £6.08



### SIEMENS LCD's



LIQUID CRYSTAL DISPLAY complete with sockets and removable reflective backing. Ref AN4132R 13mm character height. Can be directly driven by National Semiconductor Alarm Clock chip MM5316.

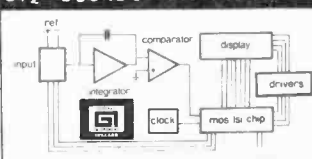
**OUR PRICE £13.99**

## 24 HOUR DESPATCH NOW IN OPERATION

**44 AT LAST**

We can now supply the complete set of I.C.'s for the full Logic version of the CBS 50 Decoder. The MC1312; MC1314 & MC1315. Under CBS licensing arrangements these can only be sold as a kit inclusive of associated components. Please ask for free price list.

### 3 1/2 DECADE DIGITAL VOLTMETER INTEGRATED CIRCUIT



This state-of-the-art MOS LSI chip contains all the logic necessary for a 3 1/2 decade, dual slope integrating, automatic polarity detecting DVM. Supplied with free data and circuit booklet. AY-5-3507


**OUR PRICE ONLY £7.46** (booklets alone 20p)

## SPECIAL OFFERS

Left Hand Decimal Point  
All Common Anode  
Character Height 0.3"

**4 for £5.99**  
**5 for £7.95**  
**6 for £8.93**

**RED** ( Led 7 )  
**GREEN** ( Led 18 )  
**YELLOW** ( Led 21 )



**2N5777**  
Vceo, Vcbo 25v, Vcbo Bv  
Vceo, Vcbo 25v, VEBO Bv  
Icfe 2500, Ic 250 mA

**MINITRON**  
Filament Indicators, 16 Pin DIL 10mm Character Height  
0-9 Digit - Ref 3015F  
- 1 Overflow/Polarity - Ref 3015G

**NEW PRICE £1.26**




**Mullard**

LP1186 Diode - Tuned Front End  
LP1185 F.M. I.F. Amplifier  
LP1400 Stereo Multiplex Decoder

This trio make one of the most fabulous F.M. tuners of all time. Typical channel separation 30 db

£4.65  
£5.38  
£4.86



**VAT INCLUDED AT 8%** OVERSEAS CUSTOMERS DEDUCT 2/27  
VAT INVOICES ON REQUEST  
P & P On U.K. Orders min 15p

**CALLERS WELCOME**






# -the lowest prices!

## BI-PAK QUALITY COMES TO AUDIO!

### AL10/AL20/AL30 AUDIO AMPLIFIER MODULES



The AL10, AL20 and AL30 units are similar in their appearance and in their general specification. However, careful selection of the plastic power devices has resulted in a range of output powers from 3 to 10 watts R.M.S.

The versatility of their design makes them ideal for use in record players, tape recorders, stereo amplifiers and cassettes and cartridge tape players in the car and at home.

Parameter	Conditions	Performance
HARMONIC DISTORTION	Po = 3 WATTS f=1KHz	0.25%
LOAD IMPEDANCE	—	8 - 16 Ω
INPUT IMPEDANCE	f=1KHz	100 kΩ
FREQUENCY RESPONSE ± 3dB	Po=2 WATTS	50 Hz - 25KHz
SENSITIVITY for RATED O/P	Vs=25V. RL=8 Ω f=1KHz	76mV. RMS
DIMENSIONS		3" x 2 1/2" x 1"

The above table relates to the AL10, AL20 and AL30 modules. The following table outlines the differences in their working conditions.

Parameter	AL10	AL20	AL30
Maximum Supply Voltage	25	30	30
Power output for 2% T.H.D. (RL = 8 Ω f = 1 KHz)	3 watts RMS Min.	5 watts RMS Min.	10 watts RMS Min.

### AUDIO AMPLIFIER MODULES

L 10. 3 watts RMS	£2.10
L 20. 5 watts RMS	£2.50
L 30. 10 watts RMS	£3.01

### POWER SUPPLIES

8 12. (Use with AL10, AL20, AL30) 88p
PM 80. (Use with AL60) 23.25
FRONT PANELS SP 12 with Knobs 21.10

### PRE-AMPLIFIERS

PA 12. (Use with AL10 & AL20) 24.95
PA 100. (Use with AL30 & AL60) £13.15

### TRANSFORMERS

T461 (Use with AL10) £1.38 P & P 15p
T638 (Use with AL20, AL30) £1.98 P & P 15p
BMT80 (Use with AL60) £2.15 P & P 25p

### PA 12. PRE-AMPLIFIER SPECIFICATION

The PA 12 pre-amplifier has been designed to match into most budget stereo systems. It is compatible with the AL 10, AL 20 and AL 30 audio power amplifiers and it can be supplied from their associated power supplies. There are two stereo inputs, one has been designed for use with ceramic cartridges while the auxiliary input will fit most magnetic cartridges. Full details are given in the specification table. The four controls are, from left to right: Volume and on/off switch, balance, bass and treble. Size 102mm x 84mm x 35mm.

Frequency response—  
20Hz - 20KHz (-3dB)  
20Hz - 90KHz (-3dB)  
Bass control—  
± 12dB at 60Hz  
Treble control—  
± 14dB at 14KHz  
\*Input 1. Impedance 1 Meg. ohm  
Sensitivity 300mV  
†Input 2. Impedance 30 K ohms  
Sensitivity 4mV

Look for our


SEMICONDUCTOR ADVERTISEMENTS in  
Practical Wireless Wireless World Radio Constructor

ALL PRICES INCLUDE V.A.T.

## The STEREO 20

The 'Stereo 20' amplifier is mounted, ready wired and tested on a one-piece chassis measuring 20 cm x 14 cm x 5.5 cm. This compact unit comes complete with on/off switch, volume control, balance, bass and treble controls, transformer, power supply and Power amps. Attractively printed front panel and matching control knobs. The 'Stereo 20' has been designed to fit into most turntable plinths without interfering with the mechanism or alternatively, into a separate cabinet. Output power 20w peak. Input 1 (Cer.) 100mV into 1M. Freq. res. 25Hz-25kHz. Input 2 (Aux.) 4mV into 30K. Harmonic distortion: Bass control ±12dB at 50Hz typically 0.25% at 1 watt. Treble con. ±14dB at 14KHz.

£14.45



### TC20 TEAK VENEERED CABINET

For Stereo 20 (front board undrilled) size 10 1/2" x 8 1/2" x 3", £3.95, plus 30p postage

### SHR60 STEREO HEADPHONES


16 ohms impedance. Frequency response 20 to 20,000Hz Stereo/mono switch and volume controls £4.95

NOW WE GIVE YOU  
50w PEAK (25w R.M.S.)  
PLUS THERMAL PROTECTION!  
The NEW AL60 Hi-Fi  
Audio Amplifier FOR ONLY  
£3.95

- Max Heat Sink temp. 90°C.
- Frequency Response 20Hz to 100KHz
- Distortion better than 0.1% at 0-1KHz
- Supply voltage 15-50 volts
- Thermal Feedback
- Latest Design Improvements
- Load—3, 4, 8 or 16 ohms
- Signal to noise ratio 80dB
- Overall size 63mm x 105mm x 13mm

Especially designed to a strict specification. Only the finest components have been used and the latest solid state circuitry incorporated in this powerful little amplifier which should satisfy the most critical A.F enthusiast.

### STABILISED POWER MODULE SPM80



SPM80 is especially designed to power 2 of the AL60 Amplifiers, up to 15 watt (r.m.s.) per channel simultaneously. This module embodies the latest components and circuit techniques incorporating complete short circuit protection. With the addition of the Mains Transformer BMT80, the unit will provide outputs of up to 1.5 amps at 35 volts. Size: 63mm x 106mm x 30mm. These units enable you to build Audio Systems of the highest quality at a hitherto unobtainable price. Also ideal for many other applications including:—Disco Systems, Public Address Intercom Units, etc. Handbook available 10p PRICE £3.25

TRANSFORMER BMT80 £2.15 p. & p. 28p

### STEREO PRE-AMPLIFIER TYPE PA100

Built to a specification and NOT a price, and yet still the greatest value on the market, the PA100 stereo pre-amplifier has been conceived from the latest circuit techniques. Designed for use with the AL60 power amplifier system, this quality made unit incorporates no less than eight silicon planar transistors, two of these are specially selected low noise NPN devices for use in the input stages. Three switched stereo inputs, and rumble and scratch filters are features of the PA100, which also has a STEREO/MONO switch, volume, balance and continuously variable bass and treble controls.



### SPECIFICATION

Frequency Response 20Hz - 20KHz ± 1dB  
better than 0.1%  
Harmonic Distortion 3.25 mV into 50K Ω  
Inputs: 1. Tape Head 75 mV into 50K Ω  
2. Radio, Tuner 3 mV into 50K Ω  
3. Magnetic P.U.  
All input voltages are for an output of 250mV. Tape and P.U. inputs equalised to RIAA curve within ± 1dB. from 20Hz to 20KHz.  
Bass Control ± 16dB at 20Hz  
Treble Control ± 16dB at 20 KHz  
Filters: Rumble (Low Pass) 100Hz  
Scratch (High Pass) 8KHz  
Signal/Noise Ratio better than -65dB  
Input overload + 26dB  
Supply + 35 volts at 20mA  
Dimensions 292mm x 82mm x 35mm

ONLY £13.15

SPECIAL COMPLETE KIT COMPRISING 2 AL50's, 1 SPM80, 1 BMT80 & 1 PA100 ONLY £25.30 FREE p. & p.

### MK 60 AUDIO KIT

Comprising: 2 x AL60, 1 x SPM80, 1 x BMT80, 1 x PA 100, 1 front panel, 1 kit of parts to include on-off switch, neon indicator, stereo headphone sockets plus instruction booklets. Complete Price: £28.75 plus 30p postage

### TEAK 60 AUDIO KIT

Comprising: Teak veneered cabinet size 10 1/2" x 11 1/2" x 3 1/2", other parts include aluminium chassis, heatsink and front panel bracket, plus back panel and appropriate sockets etc. Kit price: £9.95 plus 30p postage

Giro No. 388-7006

Please send all orders direct to warehouse and despatch department

# BI-PAK

P.O. BOX 6, WARE, HERTS

Postage and packing add 11p. Overseas add extra for airmail.

Minimum order 55p. Cash with order please.

Guaranteed Satisfaction or Money Back



**CUSTOM CABINETS, 331 High Street, Rochester, Kent. Tel: Medway (0634) 404199.**


**Speaker Cabinets in kit form represent HUGE SAVINGS**



2' x 12" Cabinet



4' x 12" Cabinet



Disco Console (includes lid not shown)  
Takes two slaves

For a long time now a large number of customers have asked us to produce cabinets in kit form, and above we show examples of cabinet styles and these are now available either fully built or in kit form ready for you to produce a professional finish in a very short time!

Kits are available in all specifications and all the kits contain everything you need as follows:-

- 1) 4 sides with handle cutouts, front edges rounded, 1 back with jack socket hole, and 1 baffleboard with speaker cutout
- 2) P.V.C. cut to size for frame and back, plus false front and back timbers, white front piping and speaker cloth
- 3) Recessed handles with fixing screws, jack socket, all fixing screws, corner plates, glue, and full instructions!

**PRICE & TYPE LIST**

Type	Size	Price manufactured	Kit price
2 x 12" (illustrated above)	36" x 18" x 13" x $\frac{3}{4}$	£19.50	£12.50
4 x 12" (illustrated above)	31" x 31" x 13" x $\frac{3}{4}$	£24.50	£17.50
4 x 12" P.A. Column	48" x 27" x 13" x $\frac{3}{4}$	£30.00	£21.50
1 x 18"	31" x 31" x 13" x $\frac{3}{4}$	£24.50	£17.50
1 x 15" with two top horn cutouts	36" x 20" x 13" x $\frac{3}{4}$	£21.00	£13.50
Mini Disco (state deck cutout BSR, GARRARD etc.)	33" x 20" x 10" x $\frac{1}{2}$	£20.00	£13.00
Maxi Disco (illustrated) (state deck cutout BSR, GARRARD etc.)	42" x 20" x 10" x $\frac{1}{2}$	£25.00	£18.50

Please ask for quotation on any other type or size of cabinet you may require.

**ALL OUR PRICES INCLUDE VAT AND UK DELIVERY**



# The Pictorial Method

## BASIC ELECTRICITY (5 vols) BASIC ELECTRONICS (6 vols) BASIC TELEVISION (3 vols)

You'll find it easy to learn with this outstandingly successful PICTORIAL METHOD. The essential facts are explained in the simplest language, one at a time, and each is illustrated by an accurate cartoon-type drawing. These clear and concise illustrations make study a real pleasure. The books are based on the latest research into simplified learning techniques. This easy-approach-to-learning method has proved beyond doubt that acquiring knowledge can be an enjoyable experience.

The series will be of exceptional value in training mechanics and technicians in Electricity, Radio and Electronics.

**WHAT READERS SAY**

I am amazed at the ease a layman can understand these books.

G.P. Bexhill

At such a low cost they are a magnificent set of books.

W. I. Ladywell

My sincere congratulations on describing everything so simply.

J. B. Retford

I have received both enlightenment and pleasure from reading your manuals.

V. S. Huddersfield

**YOUR 100% GUARANTEE**

Should you be, in any way dissatisfied with the MANUALS your money will be refunded by return of post.

**To The SELRAY BOOK CO., 60 HAYES HILL, HAYES, BROMLEY, KENT. BR2 7HP**

Please find enclosed P.O./Cheque value £.....

BASIC ELECTRICITY 5 parts £6.50

BASIC ELECTRONICS 6 parts £7.50

BASIC TELEVISION 3 parts £4.25

Tick Set(s) required. Prices include Postage and Packing.

**YOUR 100% GUARANTEE. If after 10 days examination you decide to return the Manuals your money will be refunded in full.**

NAME .....  
BLOCK LETTERS

FULL POSTAL.....

ADDRESS .....

**POST NOW FOR THIS OFFER!**

# PE SCORPIO Mk 2 ignition system kit new from ELECTRO SPARES

\* 6 OR 12 VOLT  
\* + VE AND - VE GROUND

Here's the new, improved version of the original PE Scorpio Electronic Ignition System—with a big plus over all the other kits—the PE Scorpio Kit is designed for both positive and negative ground automotive electrical systems. Not just +ve ground. Nor just -ve ground. But both! So if you change cars, you can be almost certain that you can change over your PE Scorpio Mk. 2 as well. Containing all the components you need, this Electro Spares PE Scorpio Mk. 2 Kit is simply built, using our easy-to-follow instructions. Each component is a branded unit by a reputable manufacturer and carries the manufacturer's guarantee. Ready drilled for fast assembly. Quickly fitted to any car. When your PE Scorpio Mk. 2 is installed, you instantly benefit from all these PE Scorpio Mk. 2 advantages.

- ★ Easier starting from cold
- ★ Firing even with wet or oiled-up plugs
- ★ Smoother running at high speed
- ★ Fuel saving
- ★ More power from your engine
- ★ Longer spark plug life
- ★ No more contact-breaker burn

**Electro Spares prices:**  
De luxe Kit only **£11.50 inc. VAT and p & p.**  
Ready Made Unit **£14.75 inc. VAT and p & p.**  
State 6V or 12V system.

Send SAE now for details and free list.

## FM VARICAP STEREO TUNER

As featured in the May 1973 issue of 'Practical Electronics'. Superb Hi-Fi tuner Kit now available from Electro Spares. Including cabinet and all components—pre-set Mullard modules for R.F. and I.F. circuits. Motorola I.C. Phase Lock Loop Decoder for perfect stereo reception. No alignment needed. Guaranteed first time results—or send it back, and we'll return it in perfect order (for a nominal handling charge). Electro Spares price only **£28.50 inc. VAT and p & p.**

## 'GEMINI' STEREO AMPLIFIER

A superb unit with a guaranteed output of 30 watts RMS per channel into 8 ohms. Full power THD is a mere 0.02%, and frequency response is -3 dB from 20 Hz to 100 kHz into 8 or 15 ohms. Electro Spares have already sold 100s and 100s of these Kits. Get yours now! Depending on your choice of certain components, the price can vary from **£50 to £60 inc. VAT and p & p.**

- ★ All components as specified by original authors, and sold separately if you wish.
- ★ Full constructional data book with specification graphs, fault finding guides, etc. 55p plus 4p postage.
- ★ Price List only. Please send S.A.E. (preferably 9 x 4 minimum) for full details.

# ELECTRO SPARES



The Component Centre of the North  
288 ECCLESALL RD., SHEFFIELD S11 8PE (C)  
Tel: Sheffield (0742) 668888

### PC ETCHING KIT

Contains 11b Ferric Chloride, 100 sq. ins. copper-clad board, DALO etch-resist pen, abrasive cleaner, etching dish & instructions, all for only **£3.30**

### RESISTORS & CAPACITORS

500 assorted resistors **£1.35**. 2500 **£4.70**. 150 poly. ceramic, mica etc capacitors **80p**. 15 different trimmers airspaced and compression, up to 1250pF **£1**.

### VEROBOARD

100 sq. ins. assorted sizes and pitches (no tiny pieces) **£1-10**. approx 8 bits.

### 3W TAPE AMPLIFIERS

Polished wooden cabinet 14 x 13 x 9" containing a sensitive (20µV) 4 valve amplifier with tone & volume controls. Gives 3 watts output to the 7 x 4" 3Ω speaker. Also a non-standard tape deck. Supplied in good working condition with circuit. Standard mains operation. **£4.50**. Suitable cassette **£1.10**. Spare head **33p**. Tape (ex-computer) **75p**. Amplifier chassis only, complete and tested (2xECC83, EL84, EZ80) and speaker **£3**.

### VERSATILE POWER UNIT

Contains mains transformer, 2A thermal cut-out and bridge rectifier. Will give 1.7-10.5V output with 2 extra capacitors (supplied) **£1.20**. Also available as model garage with switch, lamp, jack plug etc. (Used for 'Hot Wheels') **£1.70**.

### LEO III COMPUTER

Arriving late-October. All parts available, including 3000 reels tape, 1/2" decks, power units, etc.

All prices shown include 8% VAT and postage (mainland only) SAE list, enquiries.

## GREENWELD ELECTRONICS (PW9)

Mail order dept., wholesale/retail shop 51 SHIRLEY PARK ROAD, SOUTH-AMPTON. Tel 0703 772501. Other retail shops at 21 Deptford Roadway SE8, Tel 01-692 2009 and 38 Lower Addiscombe Road, Croydon. Callers Welcome.

### FERRIC CHLORIDE

Anhydrous technical quality to Mill Spec in 1lb double sealed packs. 11b 80p, 31bs **£1.65**, 101bs **£4.45**, 1001bs **£35**.

### PO AMPLIFIER UNIT

Contained in steel case 5 1/2 x 5 x 3 1/2" are 2xGET116 transistors on heat sinks, 3 pot cores, 2 30V zeners, 4 audio transformers, 1% resistors & caps. With circuit diagram **£1**.

### 71b BARGAIN PARCELS

Hundreds of new components—Pots, resistors, capacitors, switches, + PC boards with transistors and diodes, and loads of odds and ends. Amazing value at only **£2.30**.

### COMPUTER PANELS

31bs asatd **£1.40**, 71bs **£2.65**, 561bs **£15**. Pack containing 500 components with at least 50 transistors **95p**. 12 High quality panels with power transistors, trim pots, IC's etc **£2.50**. Thousands of boards at shops for callers from 5p.

### SLOTMETER

Ex-Pay TV, takes 10p pieces, has 3 digit mechanical counter, coin movement, Sangamo-Weston impulse movement, nylon gearing, switch, etc. Only **£1.20**. Impulse movement only, **40p**.

### MISCELLANEOUS

Transformer, Mains pri 16-0-16V with 9V tap sec 1yA **£2**. Post office 4 digit counters **60p**. Balanced armature earpieces, use as mic or spkr 20Ω Impedance **30p**. 2N3055 **35p**. Multimeters: good range in stock from **£3-50**.

# Tele-Tennis

As described in Practical Wireless

Play the game that's sweeping the nation. You've seen it in pubs, clubs and arcades—now you can play it in the comfort of your own home.

Plugs into the aerial of your V.H.F. 625 Black & White or Colour television. No internal connections to your T.V. set. Does not interfere with other T.V. programmes. Built from 6 neat sub-sections, purchase a complete kit or sub-section at a time.

All parts available separately including P. C. boards, case and ready punched and slotted facia panel.

S.A.E. for full details.

## DABAR ELECTRONIC PRODUCTS

98 LICHFIELD STREET  
WALSALL, Staffs WS1 1UZ


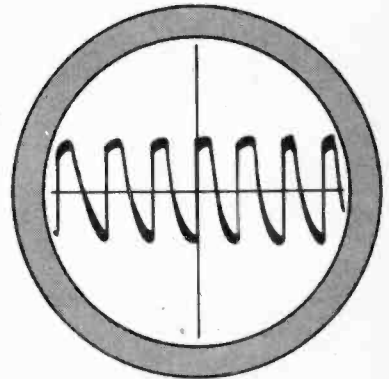




# look! electronics really mastered

... practical  
... visual  
... exciting!

no previous knowledge  
no unnecessary theory  
no "maths"



RAPY

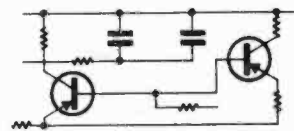
## BUILD, SEE AND LEARN

step by step, we take you through all the fundamentals of electronics and show how easily the subject can be mastered. Write for the free brochure now which explains our system.

### 1/ BUILD AN OSCILLOSCOPE

You learn how to build an oscilloscope which remains your property. With it, you will become familiar with all the components used in electronics.

### 2/ READ, DRAW AND UNDERSTAND CIRCUIT DIAGRAMS



as used currently in the various fields of electronics.

**3/ CARRY OUT OVER 40 EXPERIMENTS ON BASIC ELECTRONIC CIRCUITS & SEE HOW THEY WORK, including :**

valve experiments, transistor experiments amplifiers, oscillators, signal tracer, photo electric circuit, computer circuit, basic radio receiver, electronic switch, simple transmitter, a.c. experiments, d.c. experiments, simple counter, time delay circuit, servicing procedures.

This new style course will enable anyone to really understand electronics by a modern, practical and visual method—no maths, and a minimum of theory—no previous knowledge required. It will also enable anyone to understand how to test, service and maintain all types of electronic equipment, radio and TV receivers, etc.

**FREE** POST NOW for BROCHURE

or write if you prefer not to cut page

To: **BRITISH NATIONAL RADIO & ELECTRONICS SCHOOL,**  
P.O. Box 156, JERSEY. Please send your free brochure, without obligation, to:  
*we do not employ representatives*

NAME

BLOCK CAPS

ADDRESS

PLEASE WL124

**special free gift also to all our students**

## "SLO-SYN" 3-LEAD SYNCHRONOUS STEPPING MOTOR



Type SS15. These fine motors are easily reversed, starting and stopping in less than 5° without electrical or mechanical braking. Simple relay circuit can be applied to give DC., to winding for a maximum holding torque of 3000oz/in with 35v at 0.35 amps through winding. For A.C. (synchronous) operation at 120v., 50Hz. Speed 60 rpm at 60Hz., 72 rpm. STEPPING. Holding torque at 50 steps per second—100 oz/in. Can be wired to give 100 or 200 steps per revolution with accuracy of 0.1° per step non-cumulative. Torque characteristics can be modified by simple R.C. circuits. Dimensions: dia. 4", body length 4 1/2", spindle length 2 1/2" x 1/2" dia. Weight 6 1/2 lbs. BRAND NEW in maker's packing. Offered at less than maker's price. **OUR PRICE ONLY £15**

### NORPLEX

Fibre-glass copper-clad laminate. Finest quality epoxy resin base. Heat resistant, ideal for P.C. boards. Sizes: 12" x 12", 24" x 12", 24" x 24", FULL SHEET 43" x 37" (11 sq ft.) Single-sided Copper with thickness of 1/32", 3/64", 3/32". Also double-sided 1/32", 1/16", 3/32". £1 per sq ft. Cut sizes (1-10 sq ft.) 25p. P. & P. Full Sheet £8 each. Carr. £1 for 1st sheet plus 25p each additional sheet.

### SMITHS RINGER-TIMER



Reliable 15 minute times, spring wound (concurrent with time setting) 15 x 1min divisions, approximately 1/2" between divisions. Panel mounting with chrome bezel 3 1/2" dia. £1.40. 15p. P. & P.

### KNOWLE (U.S.A.) MINIATURE MICROPHONE CAPSULES

Impedance approx. 200Ω, output 60 or 80 DB at 1 Kc. As used in dictating devices, etc. Size (60 DB) 7/32" x 5/32" x 1/4" (80 DB) 3/4" x 5/32" x 3/8". Ex-empirical, all tested. £1.20 each. P. & P. FREE.

## Ultra PRECISION CENTRIFUGAL BLOWER

by Air Control Ltd.



30 segments individually balanced in heavy cast alloy case. 2,300 r.p.m. 240 A.C. Very powerful and silent running. 5 1/2" dia. 3" inlet dia. Outlet flange 3" x 2 1/2". **LIMITED NUMBER ONLY £8.95. P. & P. 40p.**

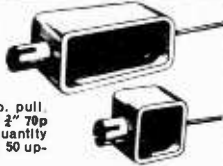
### MAINS SOLENOID

This little unit gives vertical lift of approximately 1" through hinged "teabow". Bracket incorporates 2 fixing screws. Length of arm, 2 1/2". 240V A.C. Pull at coil is approximately 1lb. £1. **FREE P. & P. Special quotes for quantities.**



### SOLENOIDS by WESTOOL

240AC type MM6. 3lb. pull, 2 1/2" x 1 1/2" x 1 1/2". Travel 1". 90p. each. P. & P. 10p. 240AC type MM4. 2lb. pull. 1 1/2" x 1 1/2" x 1 1/2" 70p each. P. & P. 10p. Quantity discounts: 10-50 10%, 50 upwards 25%.



### OPEN FRAME shaded pole GEARED MOTORS

(Dural gear case) 240 AC, 28rpm. NEW HIGH TORQUE, approx. overall size: 3 1/2" x 3 1/2" x 2 1/2" + spindle 1/2" dia. as illustrated. £2.70. P. & P. 30p. Similar to above, 19rpm. £2.70. P. & P. 30p. 110rpm with pressed steel gear case (similar to above but slightly smaller). £2.70. P. & P. 30p.



## SILVANIA MAGNETIC SWITCH

Now complete with reference magnet!



A magnetically activated switch, vacuum sealed in a glass envelope. Silver contacts, normally closed. Rated 3amp at 120v. 1amp at 240v. Size: (approx.) 1 1/2" long x 1/2" dia. Ideal for burglar alarms, security systems etc., and wherever non-mechanical switching is required. 10 for £2.10. P. & P. 15p. 50 for £8.80; 100 for £15.50. **FREE P. & P. over 10.**

## AMPEX 7.5v. D.C. MOTOR



An ultra precision tape motor designed for use in the AG20 portable recorder. Torque 450GM/CM. Stall load at 500ma. Draws 60ma on run. 800rpm ± speed adjustment. Internal AF/RF suppression. 1" dia. x 1" spindle, motor 3" dia. x 1 1/2". Original cost £16.50. **OUR PRICE £3.30. P. & P. 25p.** Quantity available. Mu-metal enclosure available 75p each. **FREE P. & P.**

**ALL PRICES INCLUDE V.A.T.**

Whilst we welcome official orders from established companies and Educational Departments, it is no longer practical to invoice goods under £5. Therefore, please remit cash with orders below this amount.

# ELECTRO-TECH COMPONENTS LTD.

315/317, EDGWARE ROAD, LONDON, W2.  
Tel: 01-723 5667 01-402 5580

### A V.C.O. by FHACHI 1Hz to 100kHz for £5.75 P. & P. 15p

Size 2" L; 1 1/2" W; 1 1/2" H. Input 12 to 24V DC (not centre tapped) 18V input giving 10 volt constant amplitude output. Requires only a 1 meg ohm pot to tune entire range—or can be swept with a saw tooth input. Enormous possibilities—music; synthesizers; filters; communications; frequency modulation etc. Detailed application sheet with all purchases

### FHACHI RAMP MODULE FX21

24 volt DC input for 18 volt sawtooth output. Requires only external capacitor and 100K ohm potentiometer to control frequency range up to 100kHz (eg 50 mfd electrolytic gives sweep of approx 1 cm per second). In or out sync capability. **Price £5.75 P. & P. 15p**

### FHACHI FILTER MODULE FX31

Designed for use with VCO FX11 and RAMP FX21. This completes the 3 building blocks required for a basic low-frequency Spectrum Analyser that covers 100Hz to 50kHz. The additional components required are discrete resistors and capacitors, etc. (No inductances or specialized components are needed). **Price £13.00 P. & P. 30p.** Fibre glass P.C. board to mount FX11, 21 and 31 ready drilled. Connection details and list of additional component required supplied with each order. **£2.50 P. & P. 30p.**

### LOW FREQUENCY WOBBLATOR

Primary Intended for the alignment of AM Radios Communication Receivers: Filters, etc. in the range of 250 kHz to 5 MHz, but can be effectively used to 30 MHz. Can be used with any general purpose oscilloscope. Requires 12V A.C. input. Three controls—RF level sweep width and frequency. **Price £8.50** A second model is available as above but which allows the range to be extended down in frequency to 20 kHz by the addition of external capacitors. **Price £11.50.** Both models are supplied connected for automatic 50 Hz sweeping. An external sweep voltage can be used instead. These units are encapsulated for additional reliability, with the exception of the controls (not cased not calibrated).

PLEASE ADD V.A.T. AT 8%  
OPEN 9 a.m. to 6.30 p.m. ANY DAY

**CHILTEAD LTD**

7/9 ARTHUR ROAD, READING, BERKS.  
(near Tech. College) Tel.: Reading 582895/65916



### ALL PRICES INCLUDE VAT

**AERIAL MAST POLES.** Approx. 5ft. 2in. high, 2in. dia. Interlocking ends. Minimum order 3. As new, £1.25 each (P. & P. 40p each).

**AERIALS.** As new. Whip Type 11ft. £1 each. Collapsible type. P. & P. 20p. New Bases for the above 75p. P. & P. 30p.

**PAIR OF 4 x 150A VALVES** complete with bases ex-equip not tested. Good condition £3. P. & P. 30p.

**BARGAIN PARCELS** 14lb at £1.60 plus 35p p.p.; 28lb at £3.00 plus 57p p.p.; 56lb at £4.95 plus £1.37 p.p. Contains pots, Res. Valves, Diodes, Tagboards, Chassis, Valveholders, etc. Good value save ££s. Lucky Dip Service.

**FANTASTIC BARGAIN.** New 6 inch tubes. E450 4B/16 4VH, medium Persistence, green. Ideal scope tube.

Also 7BP7. All unused as new. Price £2 post paid.

**TRANSISTOR BOARDS**—consisting of transistors, diodes and resistors etc. Long leads. Good value 12 for £1.00 (min. order) P. & P. 30p. Quotations for quantity.

**OUR SELECTION OF 6-Ex. Equ. METERS** consisting of 3in., 2 1/2in., 2in. mill amps, volts, amps. Mixed at the bargain price of £2.20 P. & P. 30p. minimum order of six.

**NEW AERIAL WIRE ON BOARDS 7/22 UNCOVERED** 90ft £1. p. & p. 25p.

**AERIAL POLES** 4ft high 2" in diameter push-in type as new £1 each p. & p. 25p each minimum four.

**DLR No. 5 HEADPHONES**—High impedance. Good condition £1.30 postage paid.

### C.W.O. CARRIAGE CHARGES MAINLAND ONLY

WOULD CUSTOMERS PLEASE ENSURE THAT ALL ORDERS ARE PRINTED IN BLOCK CAPITALS AND INCLUDE YOUR ADDRESS.

**A. H. THACKER & SONS LTD.**  
Radio Dept., High Street, Cheslyn Hay, Nr Walsall, Staffs.

# MAPLIN ELECTRONIC SUPPLIES

★ SAME DAY SERVICE

## ORGAN BUILDERS

MES announce the very latest development in organ circuitry.

### THE DMO2

13 Master Frequencies on ONE thy circuit board. LOOK AT THESE AMAZING ADVANTAGES

★ 13 frequencies from C8 to C9. ★ Each frequency digitally derived from a SINGLE h.f. master oscillator. ★ Initial tuning for the WHOLE ORGAN: ONE SIMPLE ADJUSTMENT. ★ Relative tuning NEVER DRIFTS. ★ External control allows instant tune-up to other musicians. ★ Outputs will directly drive most types of dividers including the 8AJ110. ★ And each output can also be used as a direct tone source. ★ Variable DEPTH AND RATE tremulant optional extra. ★ Gold-plated plug-in edge connexion. ★ Complete fibre glass board (including tremulant if required) ONLY 3.7in. x 4.6in. ★ Very low power consumption.

★ EXTREMELY ECONOMICAL PRICE. ★ Ready built, tested and fully guaranteed. DMO2T (with tremulant) ONLY £14.25. DMO2 (without tremulant) £12.25.

★ S.a.e. please for full technical details.

Trade enquiries welcome.

8AJ110 7-stage frequency divider in one 14 pin DIL package. Sine or square wave input allows operation from almost any type of master oscillator including the DMO2 (when 97 notes are available). Square wave outputs may be modified to saw-tooth by the addition of a few components. 8AJ110: £2.93 each OR special price for pack of 12: £25.00. S.a.e. please for data sheet.

Keyboards: High quality adjustable type.

Sloping front 61-note C to C	£18.50
Sloping front 49-note C to C	£14.35
Flat front 48-note F to E	£14.35
Contact Blocks GB2 (2 make contacts)	19p
Palladium earth bar over octave length	15p
Stop Tabs rocker type not engraved (white, red, grey or black) with DPDT switch	40p
Swell pedal 10k log pot fitted	25-92

## REVERBERATION UNIT

Enhances the sound of any electronic musical instrument.

Ready built spring line driver module suitable for use with almost any spring line	25.34
Two types of spring line available:	
Short line	23.05
Long line	27.59

S.a.e. please for details, leaflet MES 24

## DISCOUNTS! DISCOUNTS!

Every time you spend over £2 (excluding VAT) you will receive some MES Discount Vouchers, one for each full pound spent on goods, two for each full pound if you spend over £6 on goods. When you've collected over 25 vouchers send them to us with an order and we'll give you FREE GOODS TO THE VALUE OF £1.

## BASIC ORGAN CIRCUIT

Leaflet MES 51 shows complete circuit for a basic fully polyphonic organ. Send only 15p for leaflet and start building now! REMEMBER - when you have built this organ you will later be able to use the same top quality component parts as the basis of a large sophisticated instrument with all the facilities you want. Watch our ads for details. Leaflet MES 52 shows how to extend your MES 51 basic organ to two keyboards with lots more stops. Just send 5p (stamp) with an s.a.e. and we will send you a copy.

## CAPACITORS

Sub-miniature Axial lead electrolytic

Mfd V Price	Mfd V Price	Mfd V Price
1 63 6p	68 6.3 6p	
1.5 63 6p	68 16 6p	
2.2 63 6p	68 63 14p	
3.3 63 6p	100 4 8p	MM V Price
4.7 63 6p	100 10 6p	470 6.3 6p
6.8 40 6p	100 25 6p	470 10 14p
6.8 63 6p	100 40 6p	470 25 18p
10 25 6p	100 63 16p	470 40 25p
10 63 6p	150 6.3 6p	680 6.3 14p
15 16 6p	150 16 6p	680 16 18p
15 40 6p	150 25 6p	680 25 25p
15 63 6p	150 40 14p	680 40 28p
22 10 6p	150 63 16p	1000 10 14p
22 25 6p	220 4 6p	1000 10 18p
22 63 6p	220 10 6p	1000 16 25p
33 6.3 6p	220 16 6p	1000 25 28p
33 16 6p	220 25 14p	1500 6.3 16p
33 40 6p	220 40 16p	1500 10 25p
47 4 6p	220 63 25p	1500 16 28p
47 10 6p	330 4 6p	2200 6.3 25p
47 25 6p	330 10 6p	2200 10 28p
47 40 6p	330 16 14p	3300 6.3 28p
47 63 6p	330 63 28p	4700 4 28p

## PLUGS AND SOCKETS



**DIN PLUGS**

2 pin (1 flat)	8p
3 pin	9p
4 pin, 5 pin A	10p
(180°), 5 pin B	10p
(240°), 6 pin 10p	10p

**MAINS**

P360 3 pin 1.5A chassis plug with 3 pin A line socket.	Per pair 28p
SA 2190 3 pin 5A chassis plug	20p
SA 1882 Line socket for above	22p

**DIN Sockets**

2 pin	6p
3 pin, 4 pin, 5 pin A	6p
A (180°), 5 pin B	6p
(240°), 7p, 6 pin 9p	6p

**MEMURDO**

RP8 8 way chassis plug	52p
------------------------	-----

**H88 8 way chassis socket** 68p

**PHONO**

Plug plastic	5p
Plug screened	12p
Chassis socket 4p	

**JACK**

Std. 1" mono plug	13p
Screened	21p

**Std. 1" stereo plug**

Plastic	18p
Screened	30p

Open mono socket 1" 10p; Moulded mono socket 1" with 2 break contacts 14p; Moulded stereo socket 1" with 3 break contacts 18p; 3.5mm. plug plastic 9p; screened 15p; open socket 9p.

## WE KNOW YOU NEED IT!



The MES 1974 Catalogue is STACKED with dozens of tempting new lines. BRIMMING OVER with clear illustrations and detailed data. **WE'RE WAITING TO RUSH YOU A COPY.** You'll be IMPRESSED with our POST FREE ordering system, EXCITED by our BIG VALUE discount vouchers, STAGGERED by our UNBEATABLE speed of service. Take the first step towards real service NOW! Send ONLY 25p for our beautifully produced catalogue and leave the rest to us!

## OMNIUM GATHERUM

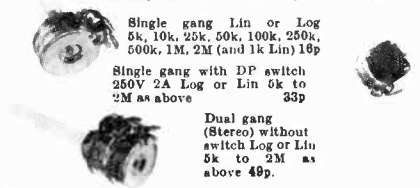
- PP3, 6 etc. battery clip dual min. 9p
- PP1, 9 etc. battery clip separate per pair 6p
- Pair crocodile clips 1 red, 1 black insulated sleeve. 10p
- Solder Multicore 22swg 10 metres 25p
- Silicone grease in special dispenser 20ml. 54p
- Red neon 240V panel mounting 25p
- Lacing Cord Strong rayon core'd PVC 25m 51p
- Panel fuse holders 20mm 20p; 1 1/2" 41p
- Transformers
- LT700 min. output transformer 1/ri. 1.2k. Ω Sec. 5 Ω 200mW 50p
- Sub-min. Mains Transformer 6.0-8V 100mA 95p
- 12.0-12V 50mA 95p
- Size: Both approx. 30 x 27 x 25mm.
- Min. Mains Transformer (Size: 46 x 31 x 38mm) 0-12V 250mA, 0-12V 250mA £1.38
- Mains transformer MT3AT Pri. 200-220-240V, Sec. 12-15-20-24-30V 2A £3.31
- Mains Transformer MT206AT Pri. 200-220-240V, Sec. 0-15-20V 1A, 0-15-20V 1A £3.98

### MES CATALOGUE 25p

Our 80 page catalogue has over 20 pages showing connexion details and data for our complete range of transistors, diodes, I.C.'s etc. + Over 100 Photographs + Over 100 line drawings. Seeing exactly what you're buying makes ordering so easy!

## POTENTIOMETERS

Rotary miniature carbon track 1" spindle.



Single gang Lin or Log 5k, 10k, 25k, 50k, 100k, 250k, 500k, 1M, 2M (and 1k Lin) 16p

Single gang with DP switch 250V 2A Log or Lin 5k to 2M as above 33p

Dual gang (Stereo) without switch Log or Lin 5k to 2M as above 49p.

**PRESETS**  
Sub-miniature 0.1W Vert or Horiz. 100, 250, 500, 1k, 2.5k, 5k, 10k, 25k, 50k, 100k, 200k, 500k, 1M 6p

## NE555V 8-pin DIL 69p

## RESISTORS

Carbon Film 1/4W 5% 1 Ω to 1M; 10% 1.2M to 10M	E12	1p
Carbon Film 1/4W 5% 1 Ω to 10 Ω; 10% 1.2M to 10M	E12	1p
Carbon Film 1/4W 5% 11 Ω to 910k	E12 & E24	1p
Carbon Film 1/4W 5% 10 Ω to 10M	E12	31p
Metal Oxide 1/4W 2% 10 Ω to 1M	E12 & E24	4p
Wirewound 2 1/4W 10% 0.22ohms to 0.47ohms	E12	14p
Wirewound 2 1/4W 5% 1ohm to 270ohms	E12	12p

E12 values 10, 12, 15, 18, 22, 27, 33, 39, 47, 56, 68, 82 and decades  
E24 values 11, 13, 16, 20, 24, 30, 36, 43, 51, 62, 75, 91 and decades

## LINEARS

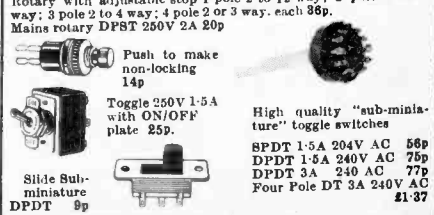
CA3046	69p
LH0042C, TO99 (TO5), FET 1/p Op Amp	£4-25p
LM301A, 8-pin DIL, Op Amp	89p
MC1303L, 14-pin DIL, Stereo Preampifier	£1-89p
MC1310P, 14-pin DIL, FM Stereo Decoder (no coils needed)	23-15p
MFC0340, electronic attenuator	86p
MFC8010, 8-pin base, 1W Audio Power Amp	£1-37p
MFC4000B 1/2 watt Audio Amp	38p
NE565V, 8-pin DIL, Precision Timer	69p
NE561B, 16-pin DIL, Phase Locked Loop	£4-45p
SG3402N Amplifier/Multiplier	£1-69p
SG1495D, 14-pin DIL, Four Quadrant Analogue Multiplier	£2-70p
HA723C, TO99 (TO5), 2 to 37V Voltage Regulator	75p
HA723C, 14-pin DIL, 2 to 37V Voltage Regulator	75p
HA741C, 8-pin DIL, Op Amp	33p
HA741C, 14-pin DIL, Op Amp	45p
HA747C, 14-pin DIL, Dual Op Amp	£1-05p
HA748C, 8-pin DIL, Op Amp	89p
ZN414, TO5, TRF Amp	£1-20p

Full data, pin connexions, etc., on nearly all types listed in our catalogue. Price 25p

## SWITCHES

Rotary with adjustable stop 1 pole 2 to 12 way; 2 pole 2 to 6 way; 3 pole 2 to 4 way; 4 pole 2 or 3 way, each 38p.

Mains rotary DPST 250V 2A 20p



Push to make non-locking 14p

Toggle 250V 1.5A with ON/OFF plate 25p.

High quality "sub-miniature" toggle switches

SPDT 1.5A 204V AC	56p
DPDT 1.5A 240V AC	75p
DPDT 3A 240V AC	77p
Four Pole DT 3A 240V AC	£1-37

Sub-miniature DPDT 9p

**VAT** Please add 8% to the final total.

**Post & packing FREE in U.K.** (15p handling charge on orders under £1). First class post pre-paid envelope supplied free with every order.

Orders and enquiries for catalogues to MAPLIN ELECTRONIC SUPPLIES, P.O. Box 3, Rayleigh, Essex. PHONE SOUTHEND (0702) 44101

# CHIPS UNLIMITED!

WE have, from time to time, taken a peep at the pocket calculator market. It has been currently estimated that the world-wide production of chips for electronic calculators for 1974 will be of the order of 28 million units. This exploding market is one of the few fields in which prices are constantly dropping. If the present growth rate continues, it is estimated that there will be an electronic calculator shortage within two years!

There exists a veritable jungle in both price and selection. The prolific arrays of pocket calculators that are available to the consumer that dominate the windows and counters of our local high street shops are indeed bewildering. There appears to be a greater variety of pocket calculators than transistor radios!

A price war has emerged amongst major manufacturers—prices being slashed overnight and indeed putting many retail distributors and 'special offer' organisations on the spot! A recent overnight price reduction by a major manufacturer caused considerable embarrassment to many of his trade and retail outlets. This sort of fiasco is being repeated over and over again. Where will it all end?

One enterprising calculator manufacturer determined to display his 'chips' to members of the public has opened up a 'mobile shop' at a London main line railway station. By all reports, he is doing *fantastic* business.

What of the 'domestic' pocket calculator? Rumour has it that a basic calculator especially designed for the housewife may be launched. If so, this could be just the thing for calculating and analysing those shopping expeditions to the supermarket. The shopper would be able to check his totals at any time and at the till check-out point. I can foresee many red-faced supermarket managers attempting to explain away the differences that may occur between store and customer calculated totals.

The pocket 'memory' calculator with its inherent potential as a pocket computer, with the ability to recall stored information at the press of a button could be just around the corner!

What of the future? The pocket calculator could become as prolific as the ball-pen—a must for everyone.

However, the pessimists (optimists, if you prefer) are chanting 'Beware, Big Chip is watching you!' (shades of 1984). They could however be forecasting our future.

There is no doubt that the calculator chip has, in many ways, dramatically changed our whole way of life. The question is: are we all in the hands of the Big Chip?

LIONEL E. HOWES—Editor.

We're off to a good start in the New Year with our three part series on Model Control by Radio and we tell you how to get your licence for this most interesting of hobbies. Do you sometimes wish you had a small audio amplifier around for testing purposes? Our 2 watt IC audio amplifier will fill the bill. The Special Pre-publication Book Offer ought to appeal to many of our readers for all the useful information contained in Radio Servicing Pocket Book, a new 3rd edition. Finally, you won't want to miss the fourth and final part of the PW Buyers' Guide 1974/75. All in the January issue of Practical Wireless.

## NEWS...

### From Partridge . . .

AN ever increasing number of people are living in space restricted environments. Either through sheer lack of external facilities for the erection of aerials, the inability to receive radio signals inside ferro concrete walls, or the existence of local government legislation preventing the use of outdoor space for aerials, there are ever growing numbers of frustrated readers unable to pursue their hobby of Amateur Radio or Short Wave Listening.

For many years now Partridge Electronics Ltd., of Broadstairs, Kent have specialised in equipment designed to overcome this problem. Five years ago they published a reproduction of a World Record Certificate awarded to American Radio Amateur W6TYP. This was achieved by Mr. Art Child of San Francisco using the Partridge system operated from a hotel room at the foot of San Francisco's famous Nob Hill.

Partridge have now developed a device known as A.G.T.U., an Aerial Tuning Unit which also incorporates an Artificial Earth (or ground). This overcomes the only remaining problem of the high-rise apartment or flat dweller having no access at all to natural earth.

### ON THE COVER...

#### PW's MINIATURE SCREWDRIVER

Don't despise this very useful workshop aid because it seems to be so small! How many times have you found that your 'small' screwdriver is just too wide or too thick for the grub screw in a knob or the adjusting slot in a subminiature potentiometer?? The more you use it the more uses you will find for our little present!



## Harrogate Fair

**A**UDIO '74 or the Northern International High Fidelity Festival at Harrogate was the biggest and best-attended ever. In 1970 there were only 50 exhibitors. 1972 saw 70 firms exhibiting their wares and this year over 90 companies decided to show their faces.

Over the last couple of years, there has been a marked increase in the amount of quadrasonic equipment on show. It is a pity that there seems to be little or no agreement on the kind of system to be favoured for quadrasonic reproduction.

We hope to include a short report on "Audio '74" in a future issue.

## BBC tape deal

**A** CONTRACT to supply the BBC with more than 100,000 reels of TS Scotch 262 recording tape for stereo broadcasting has been awarded to 3M United Kingdom.

The contract, which is due to run until next June, is in addition to the 70,000 reels supplied to the BBC last year after close liaison between the Corporation's sound engineers and technicians from 3M's magnetic tape facilities at Gorseinon, near Swansea, and Caserta in Italy.

## BEAB approval list

**T**HIS list covers the first category of audio products in the BEAB Approval Scheme which have successfully met the requirements of the British Safety Standard BS.415: 1972.

Decca Radio & Television with the Decca DS623, ITT Consumer Products Ltd. (ITT KP 820, KP 821, KA 1026, and RGD PA 30, P 83). Pye Limited (Pye 5000 and Invicta 8040). Sony (UK) Limited (Sony HMW-20). Rank Radio International Ltd. (Bush A 1005, A 1016, BS 3013, Dansette A 4005, A 4016, and Murphy MS 3014). Thorn Consumer Electronics Ltd. (HMV 2046, Ferguson 3047, Marconiphone 4047, 4049, Ultra 6046, 6048.

## Computer club

**N**OW moving into its second year of existence the Amateur Computer Club of Basildon, Essex has now formulated its activities into a constitution and elected officers for the year.

The club now has a firm membership of over 200 with a regular newsletter forming the nucleus of the club.

After two Annual General Meetings in London and committee meetings the start of a club activity schedule has emerged. The first of which was an open afternoon on the 25th May, 1974, at the Galdor Centre, 52 Brighton Road, Surbiton, Surrey.

The people at the Galdor Centre own and run an ICL 1301A computer (1960 vintage) which they have installed and made working to provide them and similarly interested persons with computer time at "materials only" cost.

## Heathrow computer

**C**ABLE and Wireless Ltd. have installed a new computer-based departure control system for airline passengers at London Airport. Japan Air Lines will use the system named "Lopac" which has been jointly developed by C & W and Scientific Control Systems Ltd.

Apart from speeding passengers' baggage check-in procedure, the system also allows for productivity expansion.

Lopac, incidentally, stands for Load Optimisation and Passenger Acceptance Control.

### PW TOOL KIT OFFER

**We apologise to our readers for the delay in dealing with their orders. The overwhelming demand created problems with delivery. If any readers have not received their tool kits, or a suitable alternative, would they kindly contact the Editor.**

Further activities are being arranged and will be announced in the newsletter which has also provided a unique forum for the airing of ideas and introducing basic principles to the beginner.

Articles in the newsletter have covered transistor working, design and operation of a digital core store, digital computer elements, computer software, software routines, descriptions of various computer systems both working and under design/development, news information items and computer games!

Club members are contributing articles to the newsletter resulting in some cross fertilisation of ideas among the members, which is one of the most important objectives of the club.

New members and ideas are very welcome, membership is £1.00 per year (that includes the near monthly newsletter) and applications should be directed to *Mike Lord, 7, Dordells, Basildon, Essex.*

## Javelin move

**J**AVELIN Electronics have closed down their City offices and moved to Javelin House, Second Way, Exhibition Grounds, Wembley, Middlesex HA9 OUA. (01-903-6821).

The new building contains the service department, a dealers' advice centre and a customer relations department.

## Sansui 4-channel

**T**HE sponsors of the "QS" 4-channel system, Sansui, are making moves to persuade artists in the UK to record material using their system.

The "QS" regular matrix system has been accepted by the American and Japanese Recording Industries Associations and over 20 record manufacturers are producing software in the system.

It has been stated that at least one commercial radio station in the United Kingdom is thinking of using "QS" which has now been adopted by all f.m. stations in Japan.

**SPECIAL  
PRODUCT  
REPORT**

**RTVC**

**TOURIST II  
CAR RADIO KIT**



I MUST confess from the start that I am not entirely unfamiliar with the RT-VC car radio having bought an earlier version some time ago. I spent a couple of evenings leisurely soldering the bits and pieces to the printed circuit board and putting the thing together, following the instructions most meticulously. On connecting it up to a 12 volt battery in the workshop the radio worked first time and with a tweak of the oscillator capacitor the calibration was done.

The set soon disappeared into the innards of my daughter's Triumph Herald. I was about to say 'never to be seen or heard of again' but that would be patently untrue since the radio is simple but elegant in appearance and can certainly be heard! Subsequently, the set came out for a further fiddle on the oscillator trimmer to enable London's Capital Radio to be tuned in right at the low frequency end of the medium wave band. A big improvement on the side-band splash that had been tolerated up to then!

This latest Tourist Two car radio kit has taken all the fun out of the home construction of kits and one would be hard pushed to say, with a clear conscience, that 'I made it myself'. Admittedly the earlier version of the PCB had a few components plus the audio IC already soldered in position but I suspect that RT-VC did this so that they could say 'look at our soldering . . . now you do the same'. In fact, they insisted that the constructor's soldering was as good as theirs before accepting back any kits for servicing or checking . . . and quite rightly so.

Now, alas, the PCB comes completely assembled and the soldering iron remains cold and unwanted! A pair of long nosed pliers and a small screwdriver are all the tools required with this new kit and the remaining assembly work is child's play. In the words of RT-VC 'the kit can be assembled in less than two hours by anyone who has the ability to wire a normal household three pin plug'.

**Assembly**

The assembly instructions are extremely detailed and I cannot think of any point that would arise that isn't dealt with already. RT-VC's guarantee says 'If, after receiving your Tourist kit, you feel that its construction is not within your capabilities we will refund you the full price of the goods, less post and packing, upon the return of all parts supplied on the condition that no constructional work been attempted and all parts are received in the same condition as dispatched'. I hope that the formidable appearance of the assembly instructions, fault-finding guide, installation instructions and six annotated photographs will not have the opposite effect and frighten off the prospective constructor!

Having completed the assembly you will want to know the polarity of your car's electrical system. If it is negative earth then the set is ready to go but if it is a positive earth then you have to change over two of the push-on tag connectors. Not very difficult! Should you decide ever to transfer the radio to a car of opposite polarity the change back can be made more quickly than it takes to tell.

**Installation**

RT-VC recommend a check-out of the set with the car battery before final installation in the car. Calibration takes a moment and the aerial trimmer is adjusted using the aerial that is to be fitted to the car. If all is well, and I'd be surprised if it wasn't, installation can now begin. RT-TV's instructions on this aspect are, again, as complete as they

**SPECIFICATION**

**Tuning Range:-** Medium Waves 185 to 555m (1620 to 540kHz)  
Long Waves 1153 to 2000m (260 to 150kHz)

**Sensitivity:-** Better than 15µV at 1MHz

**Output:-** 4 watts to 4 ohm speaker


**Controls:-** Push-buttons (4 MW 1 LW), manual tuning control, volume/on-off

**Dimensions:-** 7" wide 2" high 4½" deep approx.

The supply voltage is nominally 12 volts. The polarity, relative to the case, can be changed over internally simply by reversing two push-on tags. The circuit is protected by an internal fuse and a VDR (voltage dependent resistor) against static discharge.


**Prices:-** Car Radio Kit £17.70 +55p P/P. Speaker, including baffle and fixing strip £1.65 +23p P/P. Car Aerial, fully retractable and locking £1.37 +20p P/P.

**Radio and TV Components (Acton) Ltd., 21 High Street, Acton, London, W3 6NG**



*The contents of your kit will look like this, left. Between the metal casing is the permeability tuning unit and pushbutton assembly. Bottom right shows the complete PCB which is fully tested before despatch.*

*If the simple instructions are followed the almost finished set should look like that in the photograph below. Only the dial, escutcheon and knobs remain to be fitted plus the cover.*



can be and cover every contingency. There is one point here that might be stressed. If you use the aerial available from RT-VC the feeder is about 4' 6" long and the aerial trimmer works perfectly, peaking signals as it should do, when the overall performance is excellent. However, if you need to fit the aerial to the car in such a position that requires the feeder to be extended then this **must** be done using a special extension lead otherwise performance will definitely be impaired. Using ordinary coaxial cable just will not work. This point is fully covered in the instructions.

Apart from the manual tuning over both bands, four of the push-buttons can be set very easily to any desired stations on the MW band, the fifth push-button selecting a station on the LW band, usually BBC Radio 2, the band change being automatically effected by the action of the push-button. If, for some strange reason, the set does not work at all, or unsatisfactorily, then the Fault Finding Guide will come to your aid and the answer found very quickly.

## Interference

Having completed the installation and tested the radio to your satisfaction there is a chance that you will suffer a slight set-back when starting the car, because of inter-


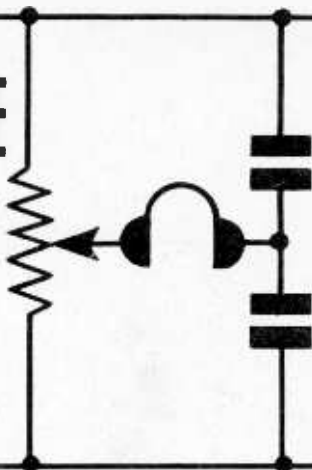
ference to the radio from the various bits of electrical equipment. Generally, unless the car is a real old 'banger', normal suppression capacitors and other devices will be fitted to the car already and little trouble will arise. However, this matter is dealt with fully in the notes and if the logical sequence of checking is followed a rapid solution will be found.

## Conclusions

A very well designed kit with all the bugs ironed out long ago. Being a bit of a fiddler myself I would have liked the oscillator and aerial trimmer capacitors to be accessible from the outside of the case when the radio is installed in the car. I compromised by very carefully marking out and drilling two holes in the top cover of the case above the trimmers, sticking a bit of Sellotape over the holes when I had done fiddling. I wouldn't expect RT-VC to do anything about this point but I thought I'd mention it, got to complain about something!

Finally, I don't know how RT-VC do it at the price but I understand it is due to the purchasing in volume of proven components and direct retail sales. Certainly they are not contributing to the present inflationary movement!

# INEXPENSIVE CAPACITY BRIDGE



ERIC DOWDESWELL G4AR

**T**EST gear is often conspicuous by its absence from the amateur's workshop, possibly because such equipment can be expensive to buy but, more likely, because it is not a justifiable outlay considering the relatively few occasions on which it would be used.

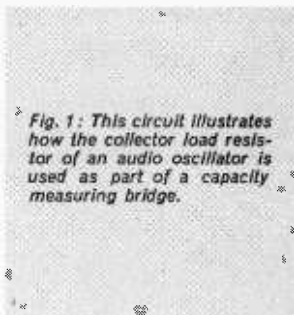
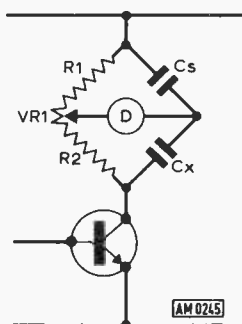
The capacity bridge described here is very cheap to make, will measure capacities from as low as 2pF and up to about 10 $\mu$ F and will be found to be quite adequate for general workshop use. Over a period the constructor manages to collect unto himself a quantity of capacitors that have had their markings removed in one way or another. This bridge will enable them to be measured, checked and used again. Incidentally, it is a very wise man who checks the value of every component before using it, regardless of colour code or marking, saving a lot of time and temper.

It is not everyone who has good eyesight and even slight colour blindness can cause confusion with colour coded components, generally with blues, browns and greens, which can lead to wrong values of resistors and capacitors being fitted to PCBs etc. This bridge will eliminate any such problems especially if it is used as a matter of routine.

The dial is simple and easily calibrated and used in conjunction with a four step multiplier switch. The consumption of the bridge is very low and the internal 9 volt battery will last a very long time.

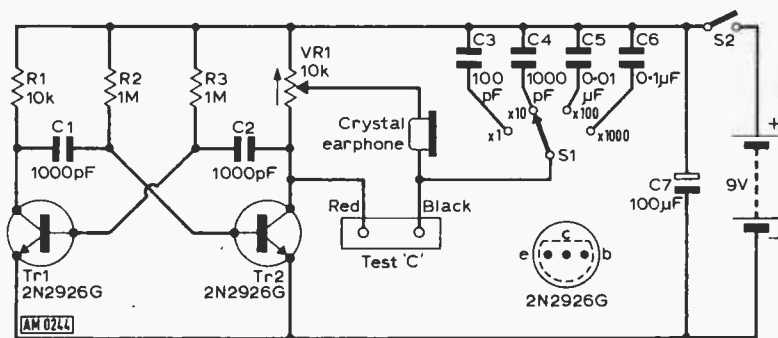
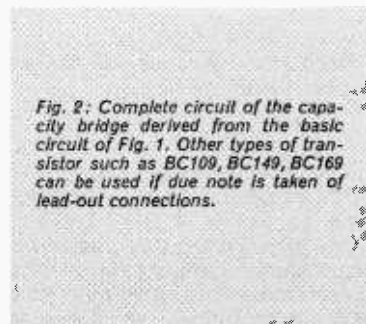
## DESIGN

As you may have guessed, a bridge circuit is used, what else! and was last seen in the Take 20 series




in this magazine. In essence, the collector load resistor of the second transistor of an audio oscillator forms two sides of the bridge, Fig. 1, and, in practice, is a potentiometer. The other two sides of the bridge comprise a capacitor  $C_s$  of known value and  $C_x$ , the capacitor under test. If these capacitors have the same value then, for the bridge to balance,  $R_1$  will equal  $R_2$ . A detecting device 'D' placed across the bridge will indicate a null in the audio tone under these conditions. If  $C_x$  is any other value then the bridge is unbalanced and 'D' will indicate this. Balance can be restored if the ratio of  $R_1/2$  is adjusted to have the same ratio as  $C_s/C_x$ .

In the practical circuit, Fig. 2,  $C_s$  is in the form of a four position multiplier switch with capacitors of 100pF, 1000pF, 0.01 $\mu$ F and 0.1 $\mu$ F all of close tolerance, the switch being marked x1, x10, x100





In this inside view of the bridge the capacitors have been moved away from the switch S1 to show the circuit board.



and x1000. The capacitor under test is connected to the two terminals. Transistors Tr1 and Tr2 form a multivibrator circuit running at about 1kHz but the actual frequency is not of any great importance.

The detector is a simple crystal earphone of very high impedance, this factor contributing very significantly to the excellent performance of the bridge, the minimal damping imposed by the earphone providing a deep sharp null at balance.

## CONSTRUCTION

The bridge is housed in a heavy plastic box with all the components mounted on an aluminium panel. The oscillator components, with the exception of the potentiometer VR1, are assembled on a small piece of Veroboard as in Fig. 3. The bottom rail of the board is soldered to a tag bolted to the panel, providing adequate support for the board.

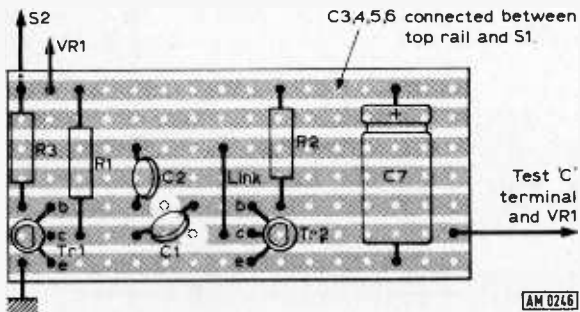


Fig. 3: Components comprising the audio oscillator are mounted on Veroboard as shown above.

The test terminals are spring loaded, their soldering tags passing through  $\frac{3}{8}$ in. holes drilled in the panel. The holes are purposely large to reduce self capacity. An alternative might be to use feedthrough insulators terminated on top of the panel with miniature crocodile clips on stiff leads. Whatever arrangement is used it is essential that a capacitor can be connected to the bridge and removed again very easily.

The potentiometer is a very ordinary linear carbon one with a plastic spindle, which, again, reduces self capacity but one with a metal spindle would probably work just as well. The dial was made from a disc of card held under the potentiometer fixing nut together with a pointer knob of such a size as to allow a single range of calibration figures to be marked on the dial. The dial is marked in the 'preferred' range of values corresponding to the standard markings on capacitors.


The crystal earphone is wired directly into the circuit, which again helps to reduce capacity. A combined phone jack and on/off switch was contemplated but a switch and isolated jack could not be found. If any doubt exists as to whether an earpiece is crystal or magnetic it can be checked with an ohmmeter. A magnetic one will show very low resistance whereas a crystal one will show, effectively, an open circuit. Just to make sure that you haven't got an open circuited magnetic earphone put it in the ear and check again with the meter when clicks should be heard even though the meter indicates an open circuit.

The multiplier switch used here is a miniature ceramic one but the more common plastic or paxolin wafer type will suffice. However, if the switch chosen has been used before it must be very thoroughly cleaned before using it in this bridge, for reasons which will be noted later. The standard capacitors C3 to C6 are wired directly between the switch tags and the top 9 volt rail on the circuit board. If a standard size switch is used it will be necessary to move the board down from the position shown in the prototype. It is a good idea anyway, with any project, to shuffle the components around for best positioning before drilling panels etc.

## CALIBRATION

After the small amount of wiring is completed and checked, fit the PP3 battery and switch on when the audio tone should be heard in the earphone. The volume should be adjustable from maximum to zero using the potentiometer. Adjust the position of the knob on the potentiometer spindle so that the ends of its travel are positioned as shown in

the photograph of the bridge. Mark these positions on the dial with a sharp pencil. With the multiplier switch on x1 a null should be found near the top of the dial, if the potentiometer has been wired as shown in Fig. 2. This represents the zero position of the bridge without any external test capacitor. Mark this point on the dial.



Close-up of the dial of the bridge. Note that the limits of travel of the potentiometer are also marked.

With a 100pF 1% capacitor connected to the terminals and multiplier on x1 find a new null at about mid position on the dial, then mark it. Turn multiplier to x10 and locate null not far inside the 0 mark. This is marked 10. Note that we have been able to find two points on the dial for one capacitor, using the multiplier. This feature can be used to cross check dial readings.

Change the test capacitor for one of 100pF 1% and mark the null at the bottom end of the dial. Switching to x10 should locate the null at the 100 point, already marked. The remainder of the calibration is done using 1% or 2% capacitors in the preferred range of 120, 150, 180, 220, 270, 330, 390, 470, 560, 680 and 820pF. The x1 multiplier is used to mark the remaining points between 100 and 1000pF and x10 for the points between 10 and 100pF.

## TOLERANCES

For a general purpose bridge the cheaper 5% tolerance capacitors are quite adequate for calibration purposes but instead of having to buy the thirteen preferred values it is possible to make do with eight only, the missing values being obtained by paralleling certain capacitors as shown in the Table. There are probably other combinations possible by connecting capacitors in series or even series parallel!

The calibration can be completed with a fine ball point pen or a more fancy dial constructed, as shown in the photograph. As the end points of the

potentiometer travel have been marked the dial can be removed for finishing or copying and then replaced without losing calibration.

### CALIBRATION CAPACITORS (pF)

100	220	470
120	270*	560*
150	330*	680*
180	390*	820
	1000	

The capacitors marked \* may be obtained by connecting other values in parallel, as follows:—

270	120 + 150	330	150 + 180
390	220 + 180	560	220 + 180 + 150
680	220 + 180 + 150 + 120		

## EXTENDING RANGE

As shown, the maximum capacity indicated on the dial is 1000 x 1000pF or 1 $\mu$ F but it was later found possible to extend this range to 10 $\mu$ F enabling small value electrolytic capacitors to be checked, although it should be remarked that there is no polarising voltage applied to the capacitor under test. Nevertheless the bridge has been found very useful for this purpose.

The accuracy of this extension to 10 $\mu$ F will depend upon the accuracy of a 1 $\mu$ F capacitor that is required for calibration. Again, a 5% tolerance will do as a 1% capacitor of this value is rather expensive. Connect across the test terminals and locate a null near to the bottom end of the travel, past the 1000 mark. The multiplier should be on x1000. The point can be marked 10nF for simplicity. Only two or three intermediate points are required such as 2200, 4700 and 6800.

## IN USE

Normally the null will be very deep and sharp. In my own case, the audio tone actually disappears at the null point and I generally consider my hearing

## ★ components list

### Resistors

R1 10k $\Omega$  10%  $\frac{1}{2}$  or  $\frac{1}{4}$ W R2/3 1M $\Omega$  10%  $\frac{1}{2}$  or  $\frac{1}{4}$ W  
VR1 10k $\Omega$  linear carbon potentiometer. See text

### Capacitors

C1 1000pF 10% C5 0.01 $\mu$ F 1% SM or  
C2 1000pF 10% Polystyrene  
C3 100pF 1% SM C6 0.1 $\mu$ F 1% Poly-  
C4 1000pF 1% SM styrene  
C7 100 $\mu$ F 16V electrolytic

Calibration Capacitors:—see text and table

### Miscellaneous

Tr1/2 2N2926G. Crystal earphone. Battery 9V PP3, battery clips. On/off switch. Veroboard 0.15in. matrix, approx. 2 $\frac{1}{2}$  x 1 $\frac{1}{2}$ in. Knob and dial. Terminals (2). Case and panel 5 x 2 $\frac{1}{2}$  x 1 $\frac{1}{2}$ in. deep (Stella 99 series, from E. R. Nicholls 46 Lowfield Rd., Stockport, Cheshire.) S1, Single pole 4-way wafer switch.

to be better than average. If the null is not deep and seems to be undefined then the capacitor is probably leaky although it may be of the order of a few megohms. The effect can be simulated by connecting a high value resistor across a known good capacitor and testing the combination on the bridge. The lower the resistance the poorer will be the null. In the long run it is better to destroy such leaky capacitors at the time of testing rather than to leave them around to be used in equipment where the leakage might prove highly detrimental to the operation of a circuit.

### AUDIO OSCILLATOR

The bridge can also be used as a source of audio tone for testing amplifiers and suchlike, the output being taken from the test terminals and adjustable from zero to maximum output with the potentiometer. The waveform is very rough, of course, coming from a multivibrator but quite adequate for general audio testing. If a Morse key is connected across the on/off switch the unit can be used as a Morse code practice set. A second crystal earpiece can be connected across the test terminals and, if two keys are connected in parallel, two-way simulated signalling will be possible. ■

# PW TECHNICAL CROSS PUZZLE No. 7

presented last month

1	A	3	S	4	H	5	O	6	R	7	T	8	W	9	A	10	V	E
11	M	12	A	13	P	14	S	15	I	16	H	17	I	18	E			
19	P	20	P	21	S	22	P	23	I	24	N	25	N	26	E	27	R	S
28	E	29	R	30	A	31	S	32	E	33	S	34	N	35	D	36	A	
37	D	38	R	39	W	40	S	41	E	42	T	43	C	44	E			
45	A	46	M	47	A	48	Z	49	E	50	T	51	C	52	O	53	I	L
54	N	55	T	56	S	57	C	58	A	59	N	60	S	61	N	62	E	
63	C	64	H	65	U	66	M	67	F	68	A	69	S	70	D	71	I	C
72	E	73	S	74	V	75	H	76	F	77	S	78	E	79	T			
80	G	81	T	82	U	83	S	84	H	85	I	86	N	87	E	88	R	
89	F	90	E	91	R	92	R	93	A	94	N	95	T	96	I	97	S	O
98	N	99	A	100	C	101	G	102	L	103	E	104	A	105	D			
106	H	107	E	108	A	109	D	110	P	111	H	112	O	113	N	114	E	115

# TELEVISION

## IN THE DECEMBER ISSUE

### SIGNAL STRENGTH METER

Correct aerial alignment is important if bright, sharp pictures free from blurring due to multipath reception, stably synchronised and with accurate grain-free colour are to be achieved. This is difficult without a signal strength meter since the receiver's a.g.c. system will hide signal strength variations—quite apart from the physical problems. The TV signal strength meter described is portable and can be used to ensure that any u.h.f. TV aerial is aligned for optimum reception: it is equally useful in local and fringe areas. Features include varicap tuning, three gain ranges and a unique indicator of vision carrier reception by means of a light-emitting diode. Construction is easy since a ready-made surplus i.f. strip is used.

### DECODER FAULT-FINDING

Colour receiver decoders are generally reliable but when they do give trouble fault-finding can be a headache. In "Practical Decoder Fault Finding" in this issue a number of useful hints and tips based on practical experience are given together with guidance on the logical approach to tracing faults.

### SELF-CONVERGING COLOUR C.R.T.s

The next generation of colour sets—already beginning to appear on the market—will be fitted with self-converging c.r.t./deflection yoke systems. How these operate, with particular reference to the Mitsubishi SSS tube, will be described.

### SERVICING TELEVISION RECEIVERS

The Baird/Radio Rentals 660, 670 and 680 series of TV receivers and their faults will be described by Les Lawry-Johns.

### PLUS ALL THE REGULAR FEATURES

TO .....  
(Name of Newsagent)

Please reserve/deliver the DECEMBER issue of TELEVISION (25p) and continue every month until further notice.

NAME .....

ADDRESS .....

# HOT LINES

ON RECENT DEVELOPMENTS

## MEASUREMENT

IT never ceases to amaze me that measurement in electronics gets more and more sophisticated as every day passes. On reflection this must be so because as the very latest devices are born, some means must be to hand with which to measure, accurately, their performance. At the recent International Microwave Exhibition at Montreux, for example, there were switches shown which could switch at 26GHz—that's twenty-six thousand million times every second! I might add that the man on the stand eagerly told me, "... and of course we're working on higher frequencies right now".

While frequency must be measured accurately, what about time? Latest to come to my attention is a time interval counter which is soon to be launched in America. The amazing thing about this one is that it has a resolution of 100 Femtoseconds. If you are not impressed then let me add that a Femtosecond is 0.001 of a picosecond and a picosecond is one millionth of a microsecond which, of course, is one millionth of the common or garden everyday household second. For the technical/boffin types it's  $10^{-15}$  seconds. Just think if every Amateur radio station had one of these, it could tell its transmission frequency to a fraction of a cycle even at v.h.f.

## TIMED CALCULATION

Electronic calculators and digital wrist watches always create interest but now I really have heard it all. The ultimate is about to be launched onto the market, something that will satisfy even the most pedantic of tios. It's a digital wrist watch and calculator combined! The calculator part has a nine digit readout and offers forty functions. When it's not used as a calculator it functions as a digital watch. There are only 20 buttons on the calculator and here the designers have introduced a very crafty dodge.

Although only twenty buttons are employed (because of space considerations) there's a "shift key" which, when activated, gives the twenty buttons other functions thus

giving a 40 button capability. This shift key acts something like the shift key on a typewriter which allows the same keys to be either capital letters or small, lower case letters. The watch/calculator measures about 1.5in x 1.5in x 0.5in. deep. The first models are rumoured to be priced at around £200-£250 but they're not available yet and probably won't be for some time. The buttons, incidentally, are depressed with a small probe, or tip of a ballpoint pen as far as I can ascertain. Information is rather scant because this is a state of the art unit and the information is red hot.

## SOLID-STATE C.R.T?

A colleague in Washington reports that the US Army may soon lay its hands on a liquid crystal display which gives an 84-character output. It also might be used as a liquid crystal cathode ray tube. At present the company doing the development is waiting to get a Government grant with which to continue work. It is also rumoured that the prototype device is coupled up to a miniature warfare computer. If this development is well funded, it could be another avenue of development for the solid state c.r.t. for television receivers.

## SOLID-STATE CAMERA

At the other end of the television signal—the camera, developments are pressing on with solid state sensors which will replace the vidicon camera tubes. This was highlighted at the recent conference on charge coupled devices (c.c.ds) which took place at Edinburgh University. Of great interest was mention (plus photograph) of a miniature entirely solid state television camera which was constructed by Bell Labs at Murray Hill, New Jersey. Another interesting fact about this television camera is that it is battery operated. The size was not mentioned but from objects in the photograph which include a ruler, it is judged to be of the order of 11cm x 6cm.

The camera uses a chip sensor which has 256 x 220 element array gives excellent results using NTSC scan rates and the author claims

that television image sensors with 525 and 625 line capability are now a viable product. It must be remembered that solid state cameras will not come in over night. At present, users of the "valve" type camera tubes have only to plug in a component and it works whereas these solid state items are still being developed. However, with the world shortage of silver and the search for some other means of photography, it isn't too difficult to see the amateur photographer of the future holding a tiny solid state twin lens reflex which records directly onto tape which can then be played back on the television receiver at home.

These CCD devices are well worth watching. New applications are coming up and are being enthusiastically worked on. To date they are being used in TV applications, infra red cameras, delay lines, telecommunications, memories for computers and are even employed to generate a s.s.b. signal.

## IT'S SIMPLE!

The servicing of television sets has taken a step nearer to being automated. Grundig colour television receivers are currently manufactured in modular form. A number of modules are used in a plug-in fashion, each unit looking after a specific function within the receiver.

The offending module (in the case of malfunction) is simply unplugged and either repaired immediately or just replaced and then repaired at leisure in the workshop.

Some 75% of the colour television circuitry is catered for in this way. Now, Grundig has taken care of the other 25% by adding a simple socket to the receivers. A small diagnostic unit is then simply plugged in. The circuitry is featured on the lid of the diagnostic box, and i.e.ds mounted in this circuit diagram illuminate to pinpoint any fault.

*Ginsberg*





# Now there's Doram, you need never wait for electronic components.

## 7-day service.

Buy the new Doram catalogue and you could have your components within 7 days of our receipt of your order.

If you don't, you'll have your money back and no questions asked.

What you won't get is a tedious wait. Which goes on. And on. And on. And on. You know just where you are with Doram.

## Millions of components.

Doram is a brand-new deal for serious amateurs. It's a complete door-to-door components service operated by mail order.

You buy the Doram catalogue for 25p (that's a yearly reference book for the price of a pint) and then you order from it.

We're big enough to offer you stocks of millions of components on over 4,000 product lines.

And so confident of our service that if we can't supply the part you want within 7 days of receiving your order, we'll give you your money back. Immediately.

## No-quibble guarantee.

It's just about impossible to buy a defective part from us. Because our checking is so pains-taking.

But even if the unthinkable does happen—and you're unlucky—then we'll still make you happy quickly.

Because we offer a no-quibble replacement part service.

And our guarantee is guaranteed by the fact that we belong to the biggest electronics distribution Group in Britain.

## All branded goods.

All goods supplied are branded goods. Made by big-name manufacturers like RS, Mullard, SGS-ATES, Ferranti,

Doram brings the amateur the sort of service only professionals have enjoyed before.

So don't delay. Use the coupon. Send today for your first Doram catalogue. It can make your life a whole lot easier.

For 25p that can't be bad, can it?

**I ENCLOSE 25p: PLEASE SEND ME THE NEW DORAM CATALOGUE.**

Name .....

Address .....

**Doram Electronics Limited,**  
PO Box TR8,  
Wellington Road Industrial Estate,  
Wellington Bridge, Leeds LS12 2UF.


\*This will be refunded on orders of £5 (less VAT) or more received by us before March 31st, 1975.

**DORAM**  
PW12174

LISTEN TO

**CODAR**® THE WORLD!

★ **CR70A**



**COMMUNICATION RECEIVER**

The CODAR CR70A is an outstanding general coverage communication receiver, ideal for the keen S.W.L. It tunes from 540 metres medium through to 10 metres with no gaps. Covers shipping, coastguard and distress frequencies, all six amateur bands 160-10 metres, International broadcast, Met. stations etc. etc. giving world-wide reception. Exclusive features include Air-spaced CODAR-COIL Hi-"Q" Aerial input, illuminated Meter and Slide Rule Scale, Two Speed vernier tuning. Switched B.F.O. for CW/SSB signals. Separate output for Tape recorder. Ready to plug in to 200/240 volts A.C. it only needs your aerial and a 2/3 ohm loudspeaker to bring the world to your finger tips. 12 months full guarantee.

★ **IMPORTANT NOTE**

This fine receiver is not a mass produced item, but each set is hand built to your order, individually checked and air tested. Please allow for this when ordering—your delivery date will be shown on your order receipt, sent by return.


★ **MADE TO ORDER!**

**£34.14!**

VAT PAID CARR. 87p



★ **P.R.40** ★



**£10.93!**  
VAT PAID CARR. 32p

**R.F. PRESELECTOR**

The PR40 R.F. Preselector is the solid state version of the world famous PR30 which it now supersedes. It employs Silicon "NPN" Channel FET (Field Effect Transistor) front end followed by silicon NPN Broad Band R.F. Amp., and will substantially improve receiver performance over the range 1.5 to 35 MHz, providing a considerable increase in gain up to an overall average of 30dB, with improved image rejection and noise ratio. Supplied complete with co-ax plug (less standard 9 volt PP6 Battery). 12 months Guarantee . . .



**MULTIBAND-6** ★

**SHORT WAVE RECEIVER KIT**

**£16.90!** CARR. 43p

All transistor T.I.F. Receiver tunes 550 KHz to 30 MHz (540 to 10 metres) complete coverage—no gaps. Medium waves—Trawlers—Ship / Shore Telephone—All Six Amateur Bands 160-10 metres—International Broadcast from Australia, Far East, Russia, USA etc. using 4 miniature plug in Coils. Hi-Gain FET Regen. Det./AF/AF Module giving full loudspeaker output to any external 2/3 ohm speaker. Receives AM/CW/SSB. Separate Electrical Bandsread, Calibrated Main Tuning. A Quality CODAR-KIT with 12 months Guarantee. No technical knowledge required, simple to build, printed circuit and Pictorial Instruction Manual, fully detailed step by step. Complete Kit with 4 Coils (less standard PP6 battery).

ILLUSTRATED LEAFLETS FREE ON REQUEST

ON THE DESIGN STAFF—  
G3SZM G3IRE

**CODAR**®

TELECOMMUNICATIONS AND ELECTRONIC EQUIPMENT SUPPLIERS TO H.M. AND OVERSEAS GOVERNMENTS

**VALCON WORKS · BURRELL BUILDINGS · CHURCHILL INDUSTRIAL ESTATE · LANCING · SUSSEX**

Tel. 090-63-61901

BN15 - 8TZ



**NEW**  
ALL SILICON!



PRACTICAL WIRELESS

**ELECTRONIC IGNITION SYSTEM**

This Capacitor-Discharge Electronic Ignition System was described in *Practical Wireless*, and has proved extremely popular.

The kit is supplied with a ready-drilled roller-tinned printed-circuit board and fully machined die-cast case with AMP Electrical Spade Connector Block together with a custom wound transformer, first grade components and full constructional details.

The original circuit employed Germanium Power Transistors for the negative earth version. WE OFFER SILICON P.N.P. POWER DEVICES AT NO EXTRA COST! All components are available separately. Case size 4 3/4" x 3 3/4" x 2". Complete assembly and construction manual free with kit, available separately 25p.

SUITABLE FOR 12V SYSTEMS WITH NEG. OR POS. EARTH.

PRICE: **£9.50** U.K. ORDERS PLEASE ADD VAT.

Quantity Discounts:

Trade and Overseas	1-5 Nett	6-9 less 10%
Enquiries Invited	10-49 less 15%	50-99 less 20%
Mail Order Only.	100-999 less 25%	1000 up less 30%

PLEASE STATE POS. OR NEG. EARTH WHEN ORDERING


**DABAR ELECTRONIC PRODUCTS**

98 LICHFIELD STREET  
WALSALL, Staffs WSI 1UZ



**QUALITY STEREO SOUND**

ALMOST 1/2 PRICE OFFER! SOLENT AUDIO SYSTEM



\*Stereo Tuner Amplifier chassis with AM/FM radio covering long medium short and Stereo FM wavebands. Separate Base and Treble controls. Power output 7 watts R.M.S. per channel (frequency response 25-20,000 Hz) Tape record and playback facilities. Dimensions 18" x 8 1/2" x 3 1/4". The very latest BSR automatic record deck with cue and pause control. Two matching elliptical speaker units.

Order early limited stocks available cash price **£49.95**. Credit Sale **£5.00** deposit 9 monthly payments of **£5.75** (Total Credit price **£56.75**). P. & P. **£2.50**. Send **£7.50** today.

Chassis only available for cash at **£35.00**.

Full 12 months Guarantee.


CALLERS WELCOME.

Stereo headphones supplied with every order.

**LEWIS** radio

PW12/74 100 CHASE SIDE SOUTHGATE  
LONDON N14 5PL Telephones: 01-886 9666/3733

# MAKE YOUR OWN



JOHN JACKSON

For the amateur, printed circuit boards have good and bad points. They are neat, reduce free wiring, make assembly mistakes less likely and can support large items such as transformers. On the other hand, they take time to make and subsequent modification to them can be difficult.

Ready-made "universal" printed circuit boards may have no copper where it is required, will have it where it is not needed and mistakes during soldering are easy as different areas look alike. The design and preparation of individual boards is easy and the materials readily available.

## DESIGN

The method used successfully for many projects is as follows. A fairly large copy of the circuit is drawn on thin paper, such as that used for typing (thin paper saves time later). All component junctions are ringed, as shown dotted in Fig. 1, to give the basic copper plan. Beneath this is drawn an outline, the size of the intended circuit board and, using components to check spacings, the basic plan is adapted to give a full size layout, Fig. 2.

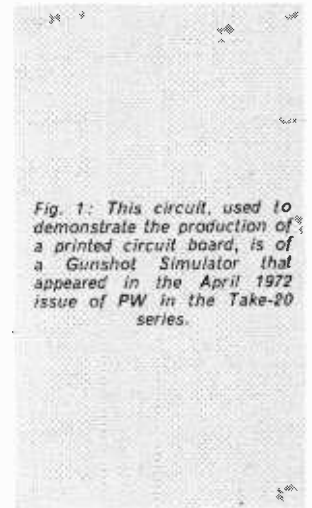
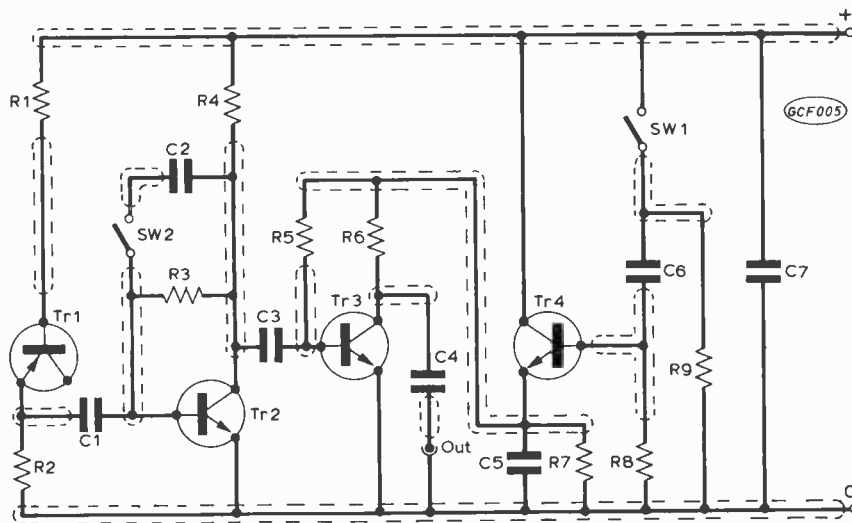


Fig. 1: This circuit, used to demonstrate the production of a printed circuit board, is of a Gunshot Simulator that appeared in the April 1972 issue of PW in the Take-20 series.

In the final layout it is advisable to keep input and output points apart and wires leaving the board are better near the edges. Fixing holes must be taken into account and copper should not be too close to these, to prevent shorting to metalwork. To avoid missing a component, a list can be made with each component written once for each wire: R1.1, R2.2,

... Tr1.1. A number can be crossed off each time a connection is allowed for.

A negative of the plan must now be made. This is easily done by turning the paper over and drawing over the lines that should be visible. This plan is the master diagram, see Fig. 3.

It is possible to forget to reverse the plan, which is not serious with transistor circuits, but it will be tricky reversing a nine-pin valve-holder to match!

## PREPARING THE BOARD

Copper laminate may be backed by fibreglass or SRBP, the latter being cheaper. Areas requiring copper, the "fields", are covered with resist and the unwanted metal is etched away. Resist can be from a purpose-made pen, such as a "Dalo" or use can be made of nail lacquer or paint (thinned enamel or cellulose).

First the board must be cut to size, with a hacksaw having a fine blade, cutting with the copper side up. After filing off any burred edges the copper must be thoroughly cleaned of grease or tarnish, using

scouring powder on cotton wool. After rinsing and drying on a soft cloth the copper is ready for the resist and the board must be held only at the edges, as any grease may cause the resist to flake off and prevent areas from etching.

The board is then stuck beneath the master diagram, with a piece of Sellotape to reduce handling,

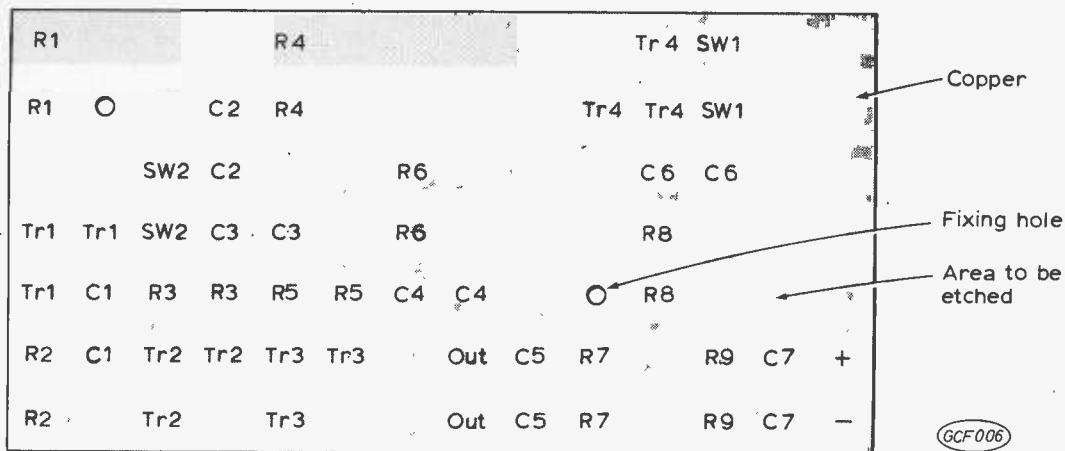


Fig. 2: The dotted areas of Fig. 1 are transferred to the paper master as shown here, the final layout depending upon the sizes of the components to be used. The copper will be on the other side of the board, which is shown here twice final size.

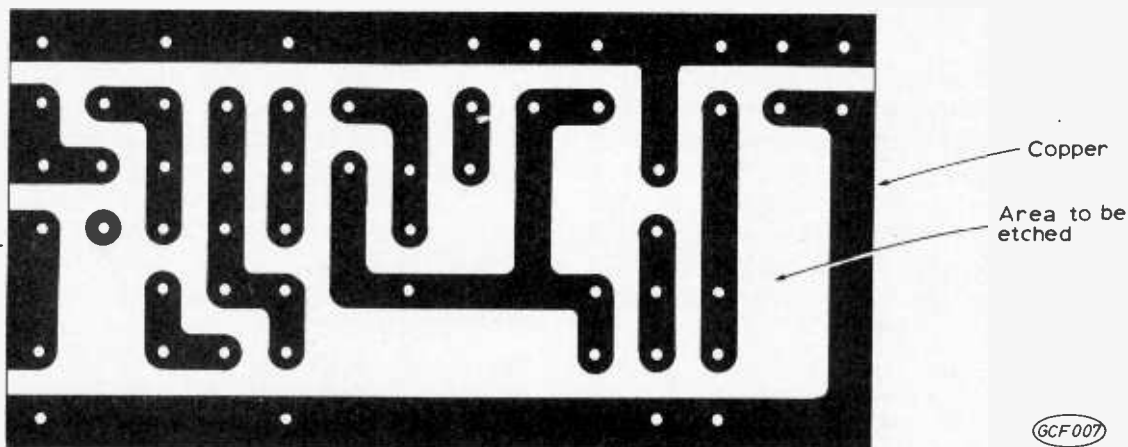


Fig. 3 When the layout is finalised it must be reversed on to the board as shown here, complete with the holes required, drilled after etching.

and a piece of carbon paper in between, carbon side down against the copper surface. Draw over the master with a pencil which will leave the outlines on the copper. Remove master and carbon paper after which the resist can be painted on the areas of copper which are to be retained. While the resist dries the etching solution can be prepared.

## ETCHING

Ferric chloride is used which can be bought from advertisers in this magazine. One pound will etch many boards. A suitable strength is about one tablespoon per fluid ounce of water. The crystals should be added to the water, not vice versa, and this should be done with care as a lot of heat is generated. The solution may attack skin if splashes are not rinsed off and it will stain cloth and wood, so work over newspaper. The solution must be used in a non-metal dish, a saucer is ideal, and after use it can be stored in an old bottle with a plastic top.

If the prepared board is carefully levered off the paper, the Sellotape can be used as a handle. The board is placed gently on the etching solution **copper side down**. Surface tension will support it and the insoluble etching product can sink to the bottom, no agitation being necessary. After five minutes or so

lift the board and see that all the copper shows pink. Greasy finger marks show brown and unetched. If all is well, allow the process to continue, taking roughly twenty minutes. When all the unwanted copper has gone the board should be thoroughly rinsed with water and then the resist can be removed. "Dalo" or nail varnish will come off with nail varnish remover (acetone) while paint will require white spirit or stripper. A final wash with soapy water will leave the board ready for drilling.

## DRILLING AND SOLDERING

Drilling should be done with as fine a drill as possible, for a hand drill this will be about  $\frac{1}{16}$  in. dia. The slow speed on an electric drill is suitable but only gentle pressure must be used or the board will crack. It will be helpful to mark all the holes with a sharp point (a centre punch will not do) first, then hold the board in front of a piece of wood, in a vice, and drill all the holes. Any burrs can be removed with a larger drill. The board is now ready for use.

The bond holding the copper to the board material is strong but too much applied heat may cause the copper to peel off. As usual, resistors and other passive components should be soldered before semiconductors, though connecting wires should be left until last. ■



# We promise you the world

## From 550 kHz to 30 MHz

Our SW-717 shortwave receiver is an excellent low cost introduction to short wave listening.

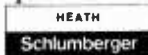
It gives you continuous tuning from 550 kHz to 30 MHz in four bands. To let you hear broadcasts from as far away as Asia and America. Together with many amateur transmissions.

But that's not all we promise.

Because being a Heathkit, the SW-717 comes to you in kit form. A complete kit with absolutely nothing left out. And the very clear instruction manual you get makes assembly superbly straightforward. And very enjoyable.

So besides the pleasure of listening to short wave radio, you'll also have the pleasure of building it yourself.

Heath (Gloucester) Limited, Dept PW124,  
Bristol Road, Gloucester, GL2 6EE.  
Tel: (0452) 29451.



## From 190 kHz to 30 MHz


We make no bones about it. The GR-78 is one of the finest short wave receivers you can get.

Like the SW-717 it comes to you as a complete kit. The end result of which will be a superb receiver giving you short wave coverage of everything from 190 kHz to 30 MHz, in six bands.

It's also fully portable, with its own nickel-cadmium battery and built-in charger. For use anywhere in the world. And, at home, you can use it from the mains.

Post the coupon now for full details. Or, if you're in London or Gloucester, listen to the SW-717 and GR-78 for yourself. The London Heathkit Centre is at 233 Tottenham Court Road. The Gloucester showroom is next to our factory in Bristol Road. You'll soon realise that both models represent excellent value for money.

So, to get the world, you won't have to pay the earth.



**HEATHKIT**



To: Heath (Gloucester) Limited, Dept PW124, Gloucester, GL2 6EE.

Please send me full technical data on:

the GR-78  the SW-717  together with a free Heathkit catalogue.

Name \_\_\_\_\_ Address \_\_\_\_\_

Postcode \_\_\_\_\_

Remember easy terms are available with the Heathkit Monthly Budget Plan.

# Trannies LTD.

4 BUSH HOUSE, HARLOW, ESSEX

Retail shop open  
9.30 to 5.30 Monday to Saturday  
Closed all day Wednesday

**ALL PRICES  
FULLY  
INCLUSIVE  
OF VAT**

## SEMICONDUCTORS

**TRANSISTORS—DIODES—RECTIFIERS—THYRISTORS—TRIACS—74 SERIES—IC'S—THERMISTORS**

<b>Transistors</b>	BA145 24p	BCY30 89p	ME04075 24p	NKT713 34p	2N930 22p	<b>Ther-</b>	IN5407 28p	7437 77p	74104 22.00
AC107 7p	BA154 14p	BCY31 89p	ME0491 29p	NKT773 30p	2N1131 28p	<b>mistors</b>	IN5408 24p	7738 77p	74150 11.25
AC126 25p	BA156 15p	BCY70 17p	ME0492 23p	OAG(GH5001) 2N3132 26p	2N302 26p	VA10658 15p	400mW Zener	7440 20p	74156 11.25
AC127 18p	BAX16 8p	BCY71 27p	ME1001 21p	OA10 24p	2N302 26p	VA10658 15p	Diodes	7441 81p	74187 11.50
AC128 18p	BC108 14p	BD124 1.30	ME1002 17p	OA47 9p	2N1303 30p	VA1068 15p	3.5v to 33v 12p	7442 81p	74187 11.50
AC141 25p	BC109 14p	BD131 58p	ME1075 16p	OA90 9p	2N1305 38p	VA1067 18p		7443 81p	74187 11.50
AC141k 30p	BC113 18p	BD182 57p	ME1100 20p	OA81 9p	2N1306 38p	VA1039 14p	<b>Thyristors</b>	7444 81p	74187 11.50
AC142 25p	BC114 19p	BD181 M/P	ME1120 20p	OA55 9p	2N1307 47p	VA1040 14p	1 amp	7445 81p	74187 11.50
AC142k 25p	BC115 19p	BD152 1.18	ME2001 15p	(HG1005 7p	2N1308 58p	VA1077 16p	50v	7446 81p	74187 11.50
AC151 25p	BC117 26p	BDY20 1.0	ME2002 16p	OA200 9p	2N1309 50p	VA1100 14p	100v	7447 81p	74187 11.50
AC152 25p	BC126 17p	BF167 25p	ME3001 21p	OA202 9p	2N1310 58p		200v	7448 81p	74187 11.50
AC153k 30p	BC126 17p	BF173 25p	ME3002 26p	OA19 55p	2N1311 25p		3 amp	7449 81p	74187 11.50
AC153k M/P	BC138 18p	BF177 27p	ME3011 21p	OC25 45p	2N1711 25p	<b>Bridge</b>	400v	7450 81p	74187 11.50
AC176k 82p	BC137 18p	BF178 26p	ME4001 18p	OC28 55p	2N2218a 48p	<b>Rectifiers</b>	50v	7451 81p	74187 11.50
AC176k 45p	BC140 23p	BF179 34p	ME4002 17p	OC29 55p	2N2218 48p	1 amp	100v	7452 81p	74187 11.50
AC176k 24p	BC147 18p	BF194 15p	ME4003 19p	OC35 59p	2N2219 48p	2 amp	200v	7453 81p	74187 11.50
AC187 25p	BC148 11p	BF195 15p	ME4101 18p	OC36 55p	2N2219a 58p	5 amp	400v	7454 81p	74187 11.50
AC187k 25p	BC149 18p	BF244 27p	ME4102 17p	OC41 20p	2N2484 46p	1 amp	50v	7455 81p	74187 11.50
AC188 25p	BC157 17p	BF254 16p	ME4103 16p	OC44 20p	2N2544 51p	2 amp	100v	7456 81p	74187 11.50
AC188k 25p	BC158 16p	BFX29 34p	ME4104 16p	OC45 20p	2N2904a 30p	5 amp	400v	7457 81p	74187 11.50
AC197 25p	BC159 16p	BFX34 26p	ME8001 18p	OC70 28p	2N2905a 38p	1 amp	50v	7458 81p	74187 11.50
AC197k 25p	BC167 18p	BFX55 25p	ME8002 18p	OC71 28p	2N3053 28p	2 amp	100v	7459 81p	74187 11.50
AC197 25p	BC168 18p	BFX56 25p	ME9003 17p	OC72 18p	2N3055 48p	5 amp	400v	7460 81p	74187 11.50
AC197 25p	BC169 18p	BFX87 27p	ME9004 18p	OC75 24p	2N3702 18p	10 amp	400v	7461 81p	74187 11.50
AC197 25p	BC177 23p	BFX88 26p	ME8102 20p	OC81 25p	2N3703 11p	1 amp	50v	7462 81p	74187 11.50
AC197 25p	BC178 21p	BFY50 19p	ME8001 19p	OC82 25p	2N3704 18p	2 amp	100v	7463 81p	74187 11.50
AD140 67p	BC179 81p	BFY61 18p	ME8002 21p	OC83 24p	2N3705 11p	5 amp	400v	7464 81p	74187 11.50
AD142 56p	BC182 12p	BFY62 23p	ME9003 29p	OC84 25p	2N3706 11p	1 amp	50v	7465 81p	74187 11.50
AD143 65p	BC183 12p	BFY84 30p	ME9001 15p	TIP29a 44p	2N3706 11p	2 amp	100v	7466 81p	74187 11.50
AD149 65p	BC184 11p	BFY90 11.15	ME9002 18p	TIP30a 44p	2N3707 11p	5 amp	400v	7467 81p	74187 11.50
AD161 46p	BC212 13p	BY100 17p	ME9003 16p	TIP31a 77p	2N3708 10p	1 amp	50v	7468 81p	74187 11.50
AD162 44p	BC213 13p	BY127 19p	ME9002 19p	TIP32a 28p	2N3709 11p	2 amp	100v	7469 81p	74187 11.50
AD161 M/P	BC214 18p	BFZ10 30p	ME9002 18p	TIP33a 11.12p	2N3710 11p	5 amp	400v	7470 81p	74187 11.50
AD162 44p	BC217 16p	BFZ11 30p	ME9001 15p	TIP34a 11.08p	2N3711 11p	1 amp	50v	7471 81p	74187 11.50
AF114 30p	BC268 18p	BFZ12 30p	ME8112 30p	TIP35a 21.19p	2N3712 11p	2 amp	100v	7472 81p	74187 11.50
AF115 30p	BC269 15p	BFZ13 30p	ME8113 49p	TIP36a 24.07p	2N3713 27p	5 amp	400v	7473 81p	74187 11.50
AF116 30p	BC287 16p	C407 18p	NKT311 29p	TIP37a 44p	2N3928 20p	1 amp	50v	7474 81p	74187 11.50
AF117 30p	BC288 18p	MA8001 30p	NKT212 29p	TIP42a 11.10p	2N3904 17p	2 amp	100v	7475 81p	74187 11.50
AF124 30p	BC289 14p	MA8002 40p	NKT213 29p	TIP2955a1.05p	2N3906 17p	5 amp	400v	7476 81p	74187 11.50
AF126 30p	BC270 15p	MA8003 40p	NKT214 27p	TIP3054 55p	2N4036 57p	1 amp	50v	7477 81p	74187 11.50
AF126 30p	BC271 14p	ME0401 25p	NKT217 55p	TIP3055 67p	2N4058 18p	2 amp	100v	7478 81p	74187 11.50
AF127 30p	BC272 25p	ME0402 24p	NKT261 25p	TIS43 27p	2N4059 18p	5 amp	400v	7479 81p	74187 11.50
AF139 82p	BC297 26p	ME0404 18p	NKT271 21p	V763 33p	2N4061 18p	1 amp	50v	7480 81p	74187 11.50
AF239 66p	BC298 24p	ME0404/1 19p	NKT274 21p	IN33a 11p	2N4061 18p	2 amp	100v	7481 81p	74187 11.50
AF279 75p	BC300 41p	ME0404/2 19p	NKT403 77p	IN914 9p	2N4062 18p	5 amp	400v	7482 81p	74187 11.50
AS726 30p	BC301 40p	ME0411 22p	NKT404 72p	IN916 9p	2N5172 11p	1 amp	50v	7483 81p	74187 11.50
AS727 30p	BC302 36p	ME0412 21p	NKT405 95p	IN4148 9p	4N5192 39p	2 amp	100v	7484 81p	74187 11.50
AS728 30p	BC303 36p	ME0413 18p	NKT608P 1N449 9p	IN449 9p	4N5192 39p	5 amp	400v	7485 81p	74187 11.50
AS729 45p	BC304 35p	ME0414 18p	NKT613P 35p	1544 9p	4N5192 39p	1 amp	50v	7486 81p	74187 11.50
BA111 35p	BC441 35p	ME0462 23p	NKT674F 23p	2N696 23p	4N5192 39p	2 amp	100v	7487 81p	74187 11.50
BA115 10p	BC461 46p	ME0463 23p	NKT877 30p	2N706 12p	4N5192 39p	5 amp	400v	7488 81p	74187 11.50

**Resistors**  
 1 watt 5% carbon 3-9 ohms to 10 meg 1p  
 1 watt 5% carbon " " " " 1p  
 1 watt 2% m/o 10 ohms to 1 meg 4ip  
 1 watt 5% carbon 5-6 ohms to 10 meg 8p  
 3 watt wirewound 1 ohm to 6K8 ohms 10p  
 5 watt wirewound " " " " 18p  
 10 watt wirewound " " " " 18p

**Volume Controls**  
 Potentiometers  
 Carbon track 1k to 2meg  
 Log or Linear  
 Single 14ip  
 Dual Gang Stereo 42p  
 Single type with D.P. Switch 22p

**Mixture Presets**  
 Carbon Skeleton type  
 All values 100 ohms to 5 meg ohms  
 1 watt 8p each  
 2.5 watt 7p each

**Neons**  
 6mm neon indicators  
 Red or Amber  
 at 6v, 12v, 25v, 110v or 230 volt. 26p each  
 miniature neon lamps  
 240v or 110v 6p each

**Silver Mica** 350v DC, ±1%  
 Values in pF's 2-2 to 220pF, 1p; 250 to 820pF, (1.8p);  
 1000 to 1800pF, 17p; 2200pF, 19p; 2700, 3600pF, 24p;  
 4700, 5000pF, 28p; 6800pF, 44p; 8200, 10,000pF, 55p.

**Tantalum Bead**  
 Solid tantalum capacitors Tol ±20%.  
 All values 20p each.  
 MF/voltage: 1/35, 22/35, 33/35, 47/35, 1/35, 2-2/35, 4/7.5, 10/6.3, 10/16, 10/25, 22/16, 47/6.3, 100/3.

**Mullards Polyester Capacitors**  
**CS90 SERIES**  
 250v P.C. mounting: 0.1µF, 0.015, 0.022 8ip, 0.033, 0.047, 0.068 4p, 0.1 4ip, 0.15, 0.22 5ip, 0.33 7p, 0.47 9ip, 0.68 12p, 1µF 14p, 1.5µF 22p, 2.2µF 27p.  
**CS96 SERIES**  
 400v: 0.001µF, 0.0015, 0.0022, 0.0033, 0.0047 3p, 0.0068, 0.01, 0.015, 0.022, 0.033 3ip, 0.047, 0.068, 0.1 4ip, 0.15 6ip, 0.22 8ip, 0.33 12p, 0.47 14ip, 0.68 16ip, 1µF 14ip, 1.5µF 22p, 2.2µF 27p.

**Veroboard**  
 24 x 31 26p  
 24 x 5 21p  
 31 x 31 21p  
 31 x 5 25p  
 17 x 24 9p  
 17 x 31 11.33p  
 17 x 5 Plain 11.10p

**£1 BARGAIN PACKS**  
 £1 10 Silicon npn power transistors (2N3055), tested/unmarked.  
 £1 30 Plastic FET's unmarked/untested. Similar to 2N3810.  
 £1 20 TO18 transistors npn 2 to 5A, untested/unmarked.  
 £1 20 TO18 transistors pnp like BC178, BC179, etc., untested/unmarked.  
 £1 20 2N3055, unmarked/untested. TO220 case.  
 £1 10 General purpose, fully tested FET's.

**Electrolytic Capacitors**

<b>4 VOLT</b>	<b>10 VOLT</b>	<b>25 VOLT</b>	<b>40 VOLT</b>
47µF 6ip	220µF 8p	47µF 6ip	470µF 10p
100µF 6ip	330µF 10p	100µF 6ip	680µF 12p
200µF 6ip	470µF 10p	150µF 8ip	1000µF 25p
320µF 6ip	1000µF 11p	220µF 10p	2200µF 44p
1000µF 13p	1500µF 20p	470µF 13p	
4700µF 29p	2200µF 24p	680µF 20p	
		1000µF 20p	
		2200µF 20p	
		5000µF 83p	

**6-3 VOLT**  
 33µF 6ip  
 50µF 6ip  
 150µF 6ip  
 470µF 11p  
 680µF 18p  
 1500µF 19p  
 2200µF 19p  
 3300µF 26p

**16 VOLT**  
 15µF 6ip  
 33µF 6ip  
 150µF 6ip  
 150µF 9p  
 220µF 9p  
 680µF 17p  
 1000µF 17p  
 1500µF 25p  
 32µF 6ip  
 10µF 6ip  
 22µF 6ip  
 47µF 6ip  
 100µF 6ip  
 220µF 6ip

**25 VOLT**  
 68µF 10p  
 150µF 10p  
 33µF 6ip  
 100µF 9p  
 220µF 11p

**40 VOLT**  
 68µF 10p  
 150µF 10p  
 33µF 6ip  
 100µF 9p  
 220µF 11p

**63 VOLT**  
 10µF 6ip  
 2.2µF 6ip  
 4.7µF 6ip  
 6.8µF 6ip  
 10µF 6ip  
 22µF 6ip  
 68µF 10p  
 100µF 10p  
 150µF 11p  
 220µF 12p  
 330µF 13p  
 470µF 14p  
 680µF 16p  
 1000µF 16p

**Ceramics**  
 Miniature Ceramics 50v DC.  
 All values 1-8pF to 10,000pF 3p each.

## COMPLETE 100watt DISCO SYSTEM £194.95 inc. V.A.T.



Complete System includes:  
 ★ DJ DISCO Amp a real 100 watt RMS full mixing and PFL facilities.  
 ★ Trannies DISCO console with two Garrard SP25 Mk IV or McDonald M60 turntables fitted with diamond high compliances cartridges.  
 ★ Pair robust 50watt speakers.  
 ★ Stereo headphones and microphone.  
 Complete System £189.95 Carriage £4.00.  
 ★ NO DEPOSIT terms available £10-63 monthly over two years.  
 We stock a full range of Disco Equipment.  
 Send for list or pay us a visit at Bush fair.

# ADD-ON

# Beat Frequency Oscillator

F.G.RAYER G3OGR

THIS receiver accessory allows the reception of CW (Morse) and SSB (single sideband) signals particularly with receivers whose coverage includes any of the amateur bands. These bands are given below for the guidance of listeners who have not so far paid much attention to them.

160 metres	or	1.8	to	2.0MHz
80 metres	or	3.5	to	3.8MHz
40 metres	or	7.0	to	7.1MHz
20 metres	or	14.0	to	14.35MHz
15 metres	or	21.0	to	21.45MHz
10 metres	or	28.0	to	29.7MHz

Short wave broadcasts use AM (amplitude modulation) and an envelope detector in the receiver demodulates this but this detector cannot provide the wanted audio output with CW or SSB signals. CW will be heard as an intermittent clicking and SSB as an unintelligible sound varying at syllabic rate. To receive CW a signal from the beat frequency oscillator is combined with the carrier, provided by the CW transmission, the difference in frequency between BFO and CW signals providing an audio output after detection. As a superhet receiver converts all incoming signals to a frequency of, usually, about 470kHz (the intermediate frequency) the BFO is adjustable around this frequency. So if the BFO is set to 469kHz or 471kHz the CW is heard as a kHz audio tone.

With SSB the carrier and one sideband are suppressed before transmission. When the BFO is adjusted to occupy the position of the missing carrier the transmission can be resolved and the detector provides intelligible speech.



## BFO CIRCUIT

This is shown in Fig. 1. The frequency is determined by the coil L1, with fine manual adjustment by the variable capacitor VC1. The coil is suitable for receivers with an intermediate frequency of about 455kHz to 470kHz but the actual frequency need not be known. Windings must be in the phase shown, to secure oscillation.

It is quite a good plan to operate the BFO from its own 9V battery, the zener voltage regulator is not then necessary as satisfactory results can be obtained without it. But if current is taken from the battery running the receiver the current drawn by the receiver will vary considerably, especially at high volume level, so that stable operation of the BFO is impossible. In these circumstances, the zener is required for satisfactory reception.

## ASSEMBLY

The components are assembled on a small piece of perforated board, Fig. 2, with wiring underneath. The two points MC are  $\frac{1}{2}$ in. 6BA bolts, with tags, providing the chassis or negative return.

A piece of aluminium about  $3 \times 1\frac{3}{4}$ in is bent at right-angles about  $1\frac{3}{4}$ in from one end. The pitch capacitor VC1 is fitted to the smaller flange. The other flange is drilled for the two 6BA bolts mentioned, so that the wired board can be locked in place, with leads and joints clear of the metal. Connect the variable capacitor fixed plates to pin 3 on L1, and the moving plates to one MC tag, Fig. 2.

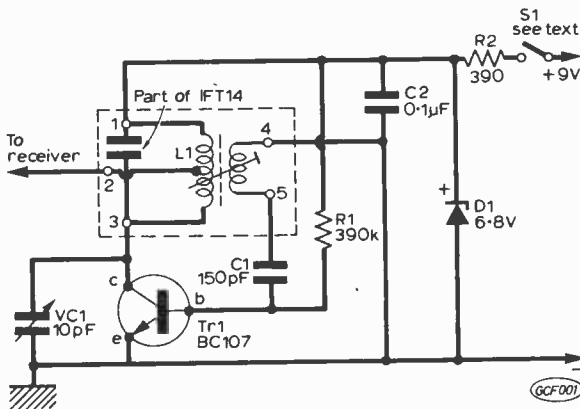


Fig. 1: Circuit of the simple beat frequency oscillator.

## ★ components list

R1	390kΩ	VC1	10pF (Jackson C804)
R2	390Ω	Tr1	BC107
C1	150pF	L1	Denco IFT14
C2	0.1μF	D1	Zener diode 6.8V

Perforated board, about 1½ x ¾ in. Knob. Metal case, see text. On/off switch, see text.

## TESTING THE BFO


Set VC1 half open. Tune in any AM signal on the receiver. Place an **insulated** lead from pin 2 of L1 near the IF circuitry of the receiver. Connect the BFO to the 9V supply to be used. Rotating the core of L1 with a trimming tool should result in a setting being found where an audio tone arises. Set the core to the central or zero-beat position. If the core is rotated either way from this position an audio tone will be produced, rising in pitch as the core is turned.

Rotating VC1 should now give a similar result. That is, a rising audio tone as the capacitor is rotated either way from the central or zero-beat position.

The BFO is not used for AM reception and slight re-setting of the core may be necessary after the unit is fitted in its case, if it is found that VC1 comes at the fully open or fully closed position.

## BFO LOCATION

The BFO unit is only about 2¼x1¾x1½ in so it may be fitted in almost any receiver, especially home-constructed types. A reasonably large control knob is best on VC1 and an on-off switch is necessary in the battery positive lead to the unit.



The unit itself is very small indeed so it can be fitted into a convenient corner in any receiver requiring a BFO.

It may be preferred to have the BFO as an external unit, with its own battery, when it can then be used with any receiver. To avoid troublesome hand-capacity effects, the unit must be in a metal box. A box about 6x3x2½ in with a backplate fixed with self-tapping screws will be suitable. This will also take a 9V battery and switch.

## COUPLING TO RECEIVER

A short insulated lead from pin 2 of L1, placed near the receiver or near the receiver IF stages, should normally give suitable coupling which is not too critical. Much looser coupling to the earlier IF

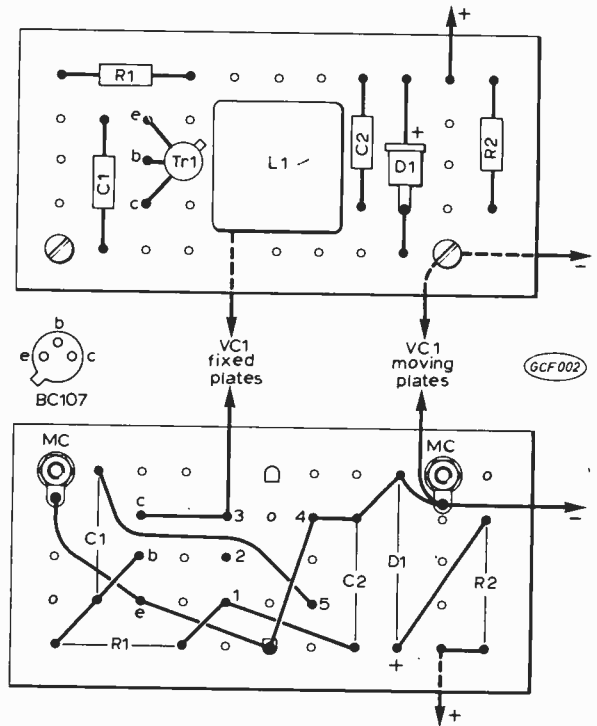


Fig. 2: Layout of components on top of the Veroboard and wiring beneath.

circuits will be required than to those at the diode end of the IF amplifier.

If coupling is too close, receiver sensitivity will fall off considerably when the BFO is switched on. Should coupling be too weak, strong SSB or CW signals will be difficult to resolve, while weak SSB or CW will be resolved easily. However, it should be an easy matter to move the lead from the BFO, or to cut it down, until results are satisfactory.

## RECEIVING CW and SSB

Morse signals should be found easily in the amateur and other bands and VC1 is simply rotated to produce a suitable audio tone. In some cases rotating VC1 one side of the zero position may be found to give better reception than the other side.

To receive SSB, first tune in an amateur SSB signal, probably on 80m, with the BFO off. Switch the BFO on and rotate VC1 slowly until intelligible speech is produced. This requires quite careful adjustment. If the signal cannot be resolved, turn VC1 the other side of the zero position. This alternative position will in any case be necessary on the HF bands, where the upper sideband is usually employed compared to the lower sideband transmitted on the LF bands.

If the receiver is fitted with RF and audio gain controls, the audio gain should be near maximum and the RF control advanced as necessary, for best results on SSB.

VC1 need not be 10pF but larger values give more critical adjustment while smaller values may not give enough range of adjustment. Where the receiver has a fine tuning control this can be used for tuning SSB or CW signals, but if the receiver tuning does not allow very critical adjustment, VC1 can be used for this purpose, after locating the wanted signals.




# SAXON

Money saving high performance audio equipment  
DIRECT FROM OUR OWN FACTORIES

## GUARANTEED TESTED HIGH PERFORMANCE MODULES—now better value than ever

<b>SA35</b> 35W RMS 25-50V 7 transistors, 7 diodes	<b>£5-45</b>	Carriage free	★ 25Hz-25kHz ★ 0.2% distortion ★ Noise—80dB ★ 500mV into 20K
<b>SA50</b> 50W RMS 25-65V 7 transistors, 7 diodes	<b>£6-90</b>	Carriage free	★ 4-16 ohms ★ Simple wiring ★ Short and open circuit proof
<b>SA100</b> 100W RMS 45-70V 10 transistors, 7 diodes	<b>£12-50</b>	Carriage free	★ Continuously rated ★ Top-grade components

120 watt module complete with built-in supply—extra heavy duty **£22-50** Carr. 60p



THE SA100 MODULE

## POWER SUPPLIES

### UNSTABILISED—READY WIRED

<b>PU45</b>	Suits 2 SA35 or 1 SA50 (4 ohm)	<b>£5-45</b>	Carriage 30p
<b>PU70</b>	Suits 2 SA50 (8 ohm) or 2 SA100	<b>£8-45</b>	Carriage 40p
<b>STABILISED</b>			
<b>PS45</b>	Suits 2 SA35 or 2 SA50 (4 ohm)	<b>£4-45</b>	Carriage free
<b>MT45</b>	Transformer for above	<b>£3-50</b>	Carriage 30p
<b>PS70</b>	Suits 2 SA100	<b>£5-45</b>	Carriage free
<b>MT70</b>	Transformer for above	<b>£4-90</b>	Carriage 40p

N.B. PS70 is not suitable for the SA50

## Mk II STEREO DISCO MIXER £22-50

This well tried unit mixes two decks, handles any ceramic cartridge, and features mic over-ride plus separate full range bass and treble controls on both mic and deck inputs. Ample headphone power is available for P.F.L. May be used for mono and is mains operated. Fitted with sturdy screening case. Controls: Mic vol, base, treble. Left/Right fade, deck volume, bass, treble, h/phone select. vol, Mains. Size 17½in X 3in X 4in deep.



## DISCO MODULE £9-50

Thousands sold of this extremely popular mono version. A mic input may be fitted using the VA30 (see below). Low consumption from a 9V battery. Features the same high standards of reproduction as the Stereo version. Controls: H/phone select, vol, Left deck vol, Right deck vol, bass, treble, master vol. Size 12½in X 3in X 2in deep.



## 3-CHANNEL SOUND-LITE £22-50

Only SAXON can supply such incredible value for money. This unit features 3kW power handling, full-wave control, bass, middle, treble AND master controls. Twin loudspeaker jacks for "through" connections. It may be used (free standing or will panel mount next to either of the above). Also features unique CUT-BACK circuitry for extra wide range response. Size 12in X 3in X 2½in deep. Professional standards at a price you can afford!




**SINGLE CHANNEL VERSION £7-50** Carr. free  
Recently reduced in price due to increasing sales, handles 1kW. Full wave operation.

ADD 8% VAT TO ALL ORDERS

## MULTI-PURPOSE MIXERS

**M4HL** Carr. 50p  
**M6HL** Carr. 50p  
Featuring multiples of our VA30 module, the M4HL and M6HL fulfil the requirements of all clubs, groups, etc. where a high quality mixer is required. Each channel has one high and one low impedance input, plus volume, treble and bass controls. Input impedances may, if required, be easily changed. The M4HL has four channels, and one output, and the M6HL six channels (12 inputs) and a master control and two outputs. Either unit may be used free-standing or panel mounted. These mixers will feed all types of amplifier. Recommended for their versatility and high performance, and excellent value for money.




**VA30 CHANNEL MODULE £3-50** Carr. free  
This is the basic channel module in the above mixers and may also be used for extra inputs on either the mono or stereo mixers. Fitted with volume, bass and treble controls, requires just a jack and supply (9-100V)

## SAXON CSE 100

COMPLETE AMPLIFIER  
**£34-90**  
Carr. free

100W of speech and music—Two separately controlled inputs. Wide range bass and treble controls. Sturdy and attractive vynid case. Twin outputs. Ideal for groups, discos, etc. Fully tested and guaranteed. 50W version identical in appearance.



**CSE50**  
**£29-50** Carr. free



sockets. Sturdy case, and an attractive facia make this excellent value for money. Hundreds in use by groups, discos, clubs, etc. 50W version identical in appearance.

Four individually controlled FET input stages plus wide range bass and treble controls. 120W of speech and music output from twin loudspeaker

**SAXON 100**  
COMPLETE AMPLIFIER  
**£53-00**  
Carr. free

**SAXON 50**  
**£37-50**  
Carr. free

CALLERS AND MAIL ORDER

## SAXON ENTERTAINMENTS LIMITED

327-333 WHITEHORSE ROAD · CROYDON CR0 2HS

(Please quote magazine when ordering)

SHOP HOURS: 9 a.m.-5 p.m. — LUNCH 12.30-1.30 p.m. MAIL ORDER DESK: 10 a.m.-3 p.m. 24-HOUR ANSWER SERVICE. TEL. 01-684 6385. TECHNICAL ENQUIRIES: 01-684 0098.

SEND 10p FOR OUR 26 PAGE MANUAL—full circuits & details.

TERMS OF BUSINESS: C.W.O. C.O.D. or ACCESS (just send in card number). Send 50p for C.O.D.

Please send S.A.E. with all enquiries.

VAT @ 8% must be added to all orders including carr. charges.



### "I MADE IT MYSELF"

Imagine the thrill you'll feel! Imagine how impressed people will be when they're hearing a programme on a modern radio you made yourself.

## Now! Learn the secrets of radio and electronics by building your own modern transistor radio!

Practical lessons teach you sooner than you would dream possible.

What a wonderful way to learn—and pave the way to a new, better-paid career! No dreary ploughing through page after page of dull facts and figures. With this fascinating Technatron Course, you learn by building!

You build a modern Transistor Radio . . . a Burglar Alarm. You learn Radio and Electronics by doing actual projects you enjoy—making things with your own hands that you'll be proud to own! No wonder it's so fast and easy to learn this way. Because learning becomes a hobby! And what a profitable hobby. Because opportunities in the field of Radio and Electronics are growing faster than they can find people to fill the jobs!

### No soldering—yet you learn faster than you ever dreamed possible.

Yes! Faster than you can imagine, you pick up the technical know how you need. Specially prepared step-by-step lessons show you how to: read circuits—assemble components—build things—experiment. You enjoy every minute of it!

You get everything you need. Tools. Components. Even a versatile Multimeter that we teach you how to use. All included in the course. **AT NO EXTRA CHARGE!** And this is a course anyone can afford. (You can even pay for it by easy instalments).

So fast, so easy, this personalised course will teach you even if you don't know a thing today!

No matter how little you know now, no matter what your background or education, we'll teach you. Step by step, in simple easy-to-understand language, you pick up the secrets of radio and electronics.

You become a man who makes things, not just another of the millions, who don't understand. And you could pave the way to a great new career, to add to the thrill and pride you receive when you look at what you have achieved. Within weeks you could hold in your hand your own transistor radio. And after the course you can go on to acquire high-powered technical qualifications, because our famous courses go right up to City & Guilds levels.

Send now for **FREE 76 page book**—see how easy it is—read what others say!

Find out more now! This is the gateway to a thrilling new career, or a wonderful hobby you'll enjoy for years. Send the coupon now. There's no obligation.

# wireless?

The early days of electronics were based very largely around the topic of radio. Things like computers and calculators are very much an afterthought. AMBIT is instigating a specialist sales and service line, just for AC electricity. From 10Hz to 1000 MHz. With our association with the largest producer of coils and filters in the world, namely TOKO, we think we have got a head start. Add to this our declared commitment to linear monolithic technology, and the result is the most advanced and comprehensive service available to the amateur or industry.

In our AC line information folder, you will find the CA3090A PLL decoder, with TOKO coils and pilot tone filter, PCB and other bits for just £3.90 +VAT.

The CA3123E AM radio module, the CA3089E FM radio module, the TBA810AS short circuit proof 7W audio amp module. DATA FOLDA is 25p inc pp., and contains information for all concerned with audio and wireless - GET YOURS NOW....

**ambit INTERNATIONAL**  
37a HIGH STREET  
BRENTWOOD  
ESSEX CM14 4RH  
(0277) 216029  
Telex: 995194



### for fast, easy reliable soldering

Erskin Multicore Solder contains 5 cores of non-corrosive flux, instantly cleaning heavily oxidised surfaces. No extra flux is required.

### EASY-TO-USE DISPENSERS



**Size 5**  
Savbit alloy  
18 swg, 32p (illustrated).  
**Size 19A**  
60/40 alloy  
18 swg, 34p  
**Size 15**  
60/40 alloy  
22 swg, 36p

### IDEAL FOR HOME CONSTRUCTORS

**Size 1** cartons in 40/60, 60/40 and Savbit alloys in 7 gauges 56p



**Size 12** Reel for Service Engineers and Electricians.  
18 swg  
Savbit alloy £1.72



### POST TODAY FOR FREE BOOK

To: ALDERMASTON COLLEGE  
DEPT. BPW 85  
READING RG7 4PF

QH BPW85

Yes, I'd like to know more about your course. Please send me free details—plus your big, 76-page book that tells about all your courses.

NAME

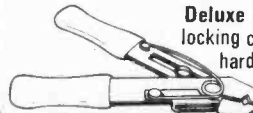
ADDRESS



BRITISH INSTITUTE OF ENGINEERING TECHNOLOGY


### BIB WIRE STRIPPER AND CUTTER

Deluxe Model 9 Automatic opening spring, locking catch, plastic-covered handles. Case hardened and precision ground. Adjusts to most wire sizes. Cuts and strips flex, splits plastic twin flex.



Prices shown are recommended retail, excluding V.A.T. From Electrical and Hardware Shops. If unobtainable, send 10p p8p direct to Bib Hi-Fi Accessories Limited, Hemel Hempstead, Herts HP2 7EP

# ANOTHER BATTERY SAVER!



ARTHUR DOW

AS we go through the Age of Apollo with everything rocketing upwards the prices of dry batteries are no exception. The common PP7 9 volt battery, for example, costs around 33p at the moment and many transistor radios use two of these. Their useful life in a radio is very variable but one factor, above all else, determines how economical they are likely to be in the long run: the sensible use of the volume control.

Just about all transistor radios use output stages designed to operate in what is known as "Class B" conditions, where the current consumption is very low with no signal, rising as the signal input is increased so that low volume levels mean low battery consumption and longer battery life.

At 66p for a pair of PP7s it is immediately obvious that a mains operated power supply unit is going to pay for itself very quickly indeed, after which the cost of the electricity to operate the set is negligible. Taking a month as a typical life span for the batteries the cost of this power supply unit at under £3 could be written off in about four months. For our Senior Citizens and others similarly placed this is no mean saving.

## Design

While power units for radios requiring 6 or 9 volts are common enough, units to replace 2 × PP7 batteries (18 volts) seem hard to come by. In the author's case, an Ultra 6142 LW, MW and VHF

portable, it seemed logical to make up a power supply unit to fit in the same space as the batteries, so what better than to use the tin cases from a pair of defunct PP7s?

In the final circuit used, Fig. 1, one tin box carries the mains transformer T1, the 12 + 12 volts secondary windings going to the rectifier diodes D1 and D2, smoothing capacitors C1 and C2 and the zener diodes which stabilise the output voltage at 9.1 + 9.1 volts, all contained in the second box. The tops of the boxes carrying the terminals are retained and accept the original battery clips so that no alterations whatsoever need to be made to the radio set itself, a very important consideration. At any time the power unit can be slipped out of the set and normal batteries fitted back in a few seconds. In any other set a check ought to be made to with a voltmeter to ensure that the two batteries are, in fact, in series, requiring 18 volts. Otherwise, as long as the original battery polarities are adhered to, there should be universal use for this type of power unit.

## Construction

Initially, two old PP7 type batteries are dealt with as follows: Mark the tops with the + and - signs, as shown on the side of the case, against the respective terminals. Cut across the corners at the top with a pair of sidecutters and ease back the edges until the top can be lifted out complete with battery. Cut the connecting wires or thin metal strips fairly close to the terminals and throw out the battery.

A hole of about  $\frac{1}{8}$  in diameter is made in corresponding positions in each case and the two cases held together with a rubber grommet, Fig. 2, noting the polarity markings on the cases. Another hole is made for the mains lead to enter, again via a grommet. The position of this hole will be dictated by the position of the batteries in the set. In the Ultra 6142 a slot was filed at the bottom of one side of the cabinet, adjacent to the battery compartment, from which the mains lead was led out.

Next, all the components, with the exception of the transformer, are soldered on to the small piece of veroboard, Fig. 3, and lead-out wires attached. Some sort of colour coding for the wires is an advantage to avoid wiring errors. The board is

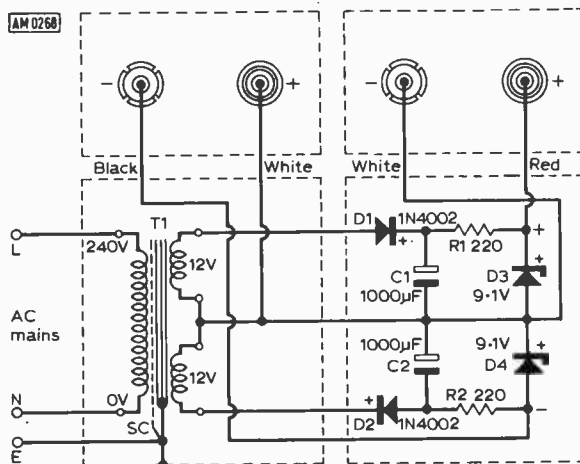


Fig. 1: Circuit of the power unit together with the connections to the terminals of the retained battery tops.

fitted across the diagonal of one box and a couple of spots of adhesive will hold it in place. Be particularly careful that the polarity of the four diodes and the smoothing capacitors is carefully observed. The wires from the board are passed through the grommet with the exception of the one white and one red wire which are soldered to the + and - terminals on one of the battery tops.

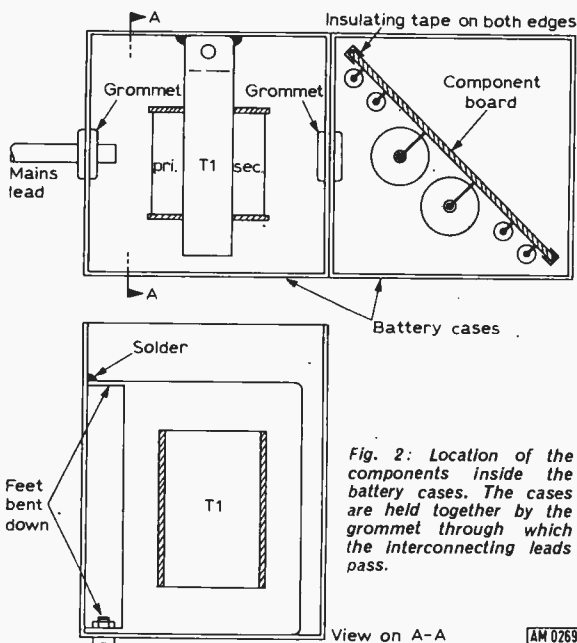


Fig. 2: Location of the components inside the battery cases. The cases are held together by the grommet through which the interconnecting leads pass.

The mains transformer has two mounting feet which must be bent down, Fig. 2, one being fixed to the bottom of the box with a 6BA nut and bolt and the other soldered to the box just below the top. But, before fixing the transformer finally, feed a few inches of the mains lead through the grommet and connect to the primary winding taking the earth lead to the transformer's "screen" connection and to the case. Put a few turns of narrow insulation tape on the end of the mains lead inside the box to prevent the lead being pulled out. This may not be the best arrangement but space is rather limited inside the box. The wires from the board may now be connected to the transformer secondary with a white wire and a black wire going to the terminals on the second battery top, again noting the correct polarity. The transformer may now be dropped into the case and finally fixed into position. Some insulation tape was stuck across the core of the transformer at the top to prevent any possibility of a short circuit of the terminals immediately above. Likewise some tape was put across the top edge of the board in the other box.

## Testing

Before replacing the tops in the cases it is a good idea to try out the power unit for correct operation. After checking the wiring again and the polarity of the various components connect a DC voltmeter across the red and black terminals. Select a voltmeter range of, say, 50 volts initially. Switch on the mains, when a reading of about 18 volts should be

## ★ components list

R1/2 220Ω 5% ½ watt  
 C1/2 1000μF 25V  
 D1/2 1N4002  
 D3/4 9-1V zener  
 (BZY88C9V1)  
 T1 Transformer 240V/12V 12V  
 (Douglas MT111CS)

Veroboard. Grommets. Battery cases. Mains lead.

obtained, with 9 volts between the white wires and either black or red.

If everything appears correct put some insulating tape over the connections to the terminals and put the tops back into the cases finally turning over the edges of the cases to hold the tops in position. If thought necessary, the unit can be checked on the radio itself before fitting the tops back, connecting the battery leads from the set on to the power unit terminals. If there is something wrong it can be attended to now instead of having to open up the cases again. As a further check, the voltage across each of the smoothing capacitors should be about 16 volts.

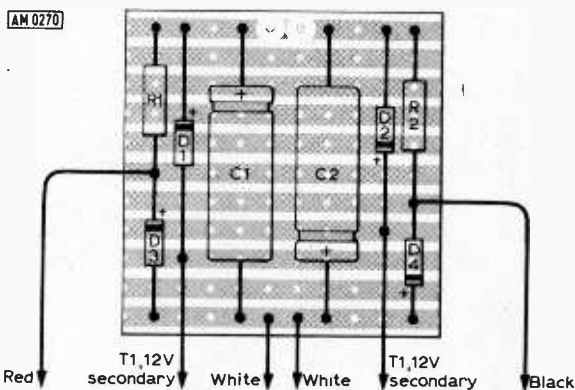


Fig. 3: Layout of components on small piece of Veroboard. Protect vertical edges and top with insulating tape or similar.

## Notes

It should be remembered that the on/off switch on the radio set itself still only controls the DC output of the power unit to the set and not the mains input. Although the set consumes very little power from the mains it is still good practice to switch off the mains side when the set is not being used. The set switch can be left on permanently and operation of the set controlled by a switch at the mains outlet point.

The miniature mains transformer specified has a secondary current rating of 250mA which is far in excess of the 20/30mA which will be drawn by the average set. However, since it costs only a matter of a few pence more than the sub-miniature transformers rated at around 30/50mA the additional safety factor was thought to be well worth while. The light loading of the transformer will also assist the output voltage regulation of the unit. ■

# If you're looking for trouble you needn't look any further.



It's not only technicians who can see the finer points of Eagle multi-meters.

Every handyman notices them too.

They're easy to read.

They're tough.

Their construction comes up to laboratory standards.

Even our inexpensive pocket sized models have features you'd usually only find on professional equipment.

Take a look through our catalogue.

You'll see over twenty models.

Specifications that would impress the most experienced technician.

And a price range that takes in amateurs as well as professionals.

We guarantee every one for two years.

With parts to service them in no time.

So you can confidently find fault in anything.

**Eagle**  
international

The name on Britain's widest range of electronic equipment.

Please send me the Eagle electronics catalogue containing the complete range of test equipment.

Name

Address

PW 3

Eagle International Precision Centre Heather Park Drive  
Wembley HA0 1SU Telephone 01-903 0144

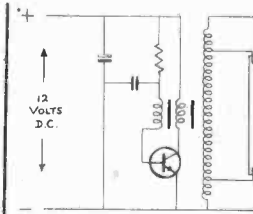


**G. F. MILWARD, 369 Alum Rock Road, Birmingham B8 3DR.**  
Tel. 021-327 2339

**12 VOLT FLUORESCENT LIGHTING**



**INVERTER TRANSFORMERS 13/15 WATT 70p**  
(CIRCUIT INCLUDED)  
"CURRENT ECONOMY" TRANSISTOR (600 ma.) 50p  
"MAXIMUM LIGHT" TRANSISTOR (1.3A) 50p  
RESISTORS/CAPACITORS TO SUIT 15p  
LAMP HOLDERS (LONG LEAD) 30p PAIR  
(SHORT LEAD) 20p PAIR  
WHITE ENAMEL CASE, 18" or 21" (Postage 30p) 70p  
TUBE, 18"-15 WATT or 21"-13 WATT 45p  
(NOTE:- TUBE ONLY SUPPLIED IF CASE ORDERED,  
TO PREVENT POSTAL DAMAGE)  
13 WATT FITTING READY BUILT AND TESTED—  
INCLUDING TUBE (Postage 30p) £3.75  
Post/Packing 25p per order except where shown



**NEW IMPROVED CIRCUIT!**

Drives 21" 13 watt  
18" 15 watt  
or adaptable for  
2 x 12" 8 watt

**SMALL ELECTROLYTICS**

Ref. No.	Capacity	Voltage	Price
H8/3	3µF	50V	4p
H8/3A	4µF	50V	4p
H8/5	5µF	10V	4p
H8/6A	10µF	10V	4p
H8/8A	16µF	16V	4p
H8/9A	20µF	70V	4p
H8/10	22µF	50V	4p
H8/11	25µF	12V	4p
H8/12A	30µF	10V	4p
H8/13A	32µF	50V	4p
H8/14	40µF	25V	5p
H8/14A	40µF	16V	4p
H8/15A	40µF	35V	4p
H7/1A	50µF	10V	4p
H7/2A	64µF	2.5V	2p
H7/4	64µF	15V	4p
H7/9A	125µF	4V	4p
H7/10A	160µF	2.5V	3p
H7/11	160µF	25V	6p
H7/11A	150µF	16V	5p
H7/14	220µF	50V	10p
H7/14A	220µF	16V	6p
H7/15	220µF	25V	5p
H7/15A	220µF	35V	10p
H6/1A	250µF	4V	3p
H6/3A	320µF	2.5V	3p
H6/4	320µF	10V	4p
H6/5	330µF	25V	10p
H6/5A	330µF	35V	15p
H6/8A	470µF	35V	20p

POSTAGE 25p PER ORDER

**£1** 100 1/2 WATT RESISTORS  
100 CERAMIC CAPACITORS  
100 DIODES

POSTAGE 25p PACK No. 1

**£1** 1 VERO-BOARD CUTTER  
5 1/2 in. x 1 in. x 15 BOARDS  
50 SQ. INS. "ODD PIECES"  
VERO

POSTAGE 25p PACK No. 3

**£1** 20 ASSORTED UNUSED  
MARKED, TESTED  
TRANSISTORS  
BC108 ETC.

POSTAGE 25p PACK No. 5

**£1** 1 COMPUTER PANELS  
CONTAINING MASSES OF  
DIODES, TRANSISTORS,  
INDUCTORS, RESISTORS  
& CAPACITORS

POSTAGE 30p PACK No. 7

**£1** 100 RESISTORS  
100 CERAMIC CAPACITORS  
100 POLYSTYRENE CAPACITORS

POSTAGE 25p PACK No. 2

**£1** 100 RESISTORS  
100 CERAMIC CAPACITORS  
50 MULLARD POLYESTER CAPACITORS

POSTAGE 25p PACK No. 4

**£1** 1 TRANSISTORISED  
SIGNAL TRACER KIT  
1 TRANSISTORISED  
SIGNAL INJECTOR KIT

POSTAGE 25p PACK No. 6

**£1** 100 RESISTORS  
100 CAPACITORS  
(ASSORTED TYPES)

POSTAGE 25p PACK No. 8

**NOTE:- ALL GOODS PLUS 8% VAT (EXCEPT OVERSEAS)**

**DISCOUNTS UP TO 60%**

**FANTASTIC OFFER**



Transcripator Saturn With Vestigial Arm ... £63.95

**AMPLIFIERS**

Please add £1.05 for p & p & Ins.  
Amstrad Integra 4000 Mk II ... £25.75  
Amstrad IC2000 MkII ... £31.95  
Amstrad 8000 MkIII ... £18.50  
Eagle AA2 ... £31.90  
Eagle AA4 ... £43.10  
Metro-Sound ST20E MkII ... £26.15  
Metro-Sound ST40 ... £33.25  
Metro-Sound ST80 ... £48.75  
Sansul AU101 ... P.O.A.  
Sinclair 2000 ... £29.95  
Sinclair 4000 ... £44.95  
Teleton GA202 ... £39.50  
Teleton SAQ206B ... £23.95  
Teleton SAQ307D ... £27.20

**COMBINATION UNITS**

Please add £1.10 for p & p & Ins.  
Goodmans Compact 80 (Teak) £131.15  
Goodmans Compact 90 ... £169.99  
Goodmans Compact 1-10 (Teak) ... £191.00

**TUNERS**

Please add £1.05 for p & p & Ins.  
Amstrad MLX 3000 ... £26.25  
Eagle AAB ... £45.95  
Eagle TST 152 ... £32.95  
Metro-Sound FMS 20 Mk II ... £33.35  
Teleton T300 ... P.O.A.

Teleton ST202 ... £36.60  
Sinclair 2000 Mk III ... £29.95  
Sinclair 4000 ... £37.45

**TUNER/AMPLIFIERS**

Please add £1.21 for p & p & Ins.  
Amstrad 5000 ... £56.95  
Goodmans Module 80 ... £72.50  
Goodmans Module 90 ... £52.90  
Goodmans 1-10 Module ... £108.50

**SPEAKERS**

Add £1.82 for p & p & Ins per Pair.  
Amstrad 1500 ... £25.65  
Amstrad 2500 ... £29.95  
Celestion County ... £45.25  
Celestion Ditton 10 MkII ... £42.85  
Celestion Ditton 15 ... £35.50  
Celestion Ditton 25 ... £129.95  
Celestion Ditton 44 ... £109.45  
Celestion Ditton 66 ... £198.95  
Celestion Hadleigh ... £38.25  
Goodmans Dimension 8 ... £127.95  
Goodmans Havant SL ... £44.50  
Goodmans Magisters ... £107.75  
Goodmans Magnum K2 SL ... £84.85  
Goodmans Minister ... £36.00  
Goodmans Mezo 3SL ... £64.60  
Maraden Hall 110F/C ... £27.65  
Maraden Hall 150F/C ... £31.95  
Maraden Hall 200F/C ... £39.45  
Maraden Hall 300F/C ... £75.75  
Wharfedale Denton 2 ... £29.25  
Wharfedale Doveedale ... £77.80  
Wharfedale Glendale ... £52.65

**CARTRIDGES**

Please add 12p for p & p & Ins.  
Goldring G800H ... £3.85  
Goldring G800E ... £6.20  
Goldring G800 ... £3.40  
Shure V15 Type 3 ... £28.40  
Shure M75EJ Type 2 ... £7.90

Shure M75EJ Type 2 ... £8.10  
Shure 91ED ... £8.20  
Shure M3D ... £3.10  
Sonotone 9 TACHD ... £1.30

**FABULOUS OFFER**



**AMSTRAD IC2000 MkII STEREO SYSTEM**

Amstrad IC2000 MkII with increased power 25+25 watts amplifier. Complete with a pair of Amstrad Acoustra 2500 speakers, Garrard SP25 MkIV deck, G800 Cartr. Plinth/Covert (Non Hinged) all leads.  
**GLOBALS PRICE £80.75**  
Carr. & Ins. £3.30

**STEREO HEADPHONES**

Please add 42p for p & p & Ins.  
Koss ESP 6 ... £47.85  
Koss ESP 9 ... £64.50  
Koss K7/11 Red Devil ... £9.99  
Koss K6 ... £11.70  
Koss K6/LC ... £12.25  
Koss KD727E ... £14.90  
Koss 747 ... £18.35  
Koss HV1 ... £18.95  
Koss HV1/LC ... £23.60  
Koss PRO 5/LC ... £27.15  
Koss K7/11 Black ... £9.90  
Sennheiser HD414 ... £10.75  
Sennheiser HD 424 ... £15.55

**GLOBAL AUDIO**

Please Note Every effort is made to ensure prices listed are correct at time of going to press, but are subject to alteration without prior notice. (EAOE)

**FULL 12 MONTH AFTER SALES SERVICE**  
We give a **FULL 12 MONTH GUARANTEE** on all products purchased at any branch parts and labour absolutely **FREE**

**BIRMINGHAM**

Tivoli Shopping Centre,  
1536 Coventry Road, Yardley  
Tel: 021-706 9949

**ESSEX**

4 High View Parade,  
Redbridge Lane East,  
Woodford Avenue, Ilford.  
Tel: 01-550 1086

**LONDON**

328 Edgware Road, W2.  
Tel: 01-262 3847  
174 Pentonville Road, N1.  
Tel: 01-278 1769  
120 Notting Hill Gate, W11  
Tel: 01-228 1437  
50 Stamford Hill, N16.  
Tel: 01-806 4699

**PORTSMOUTH**

12 London Road, North End  
Tel: 0705 68321

**READING**

48 Market Place,  
Tel: 0734 595331

**WATFORD**

105 St Albans Rd, Tel: 39832

**H.P. FACILITIES**

AVAILABLE FOR PERSONAL CALLERS ONLY  
**MAIL ORDERS**  
TO: 174 PENTONVILLE ROAD, LONDON, N1  
Order with confidence  
Send Postal Order, Cheque, Money Order, Bank Draft, Giro or Cash by Reg. Mail.

**NO HIDDEN PRICES AT GLOBAL AUDIO - ALL OUR PRICES ARE SHOWN WITH VAT INCLUDED.**


**PERSONAL CALLERS VERY WELCOME!**  
COMPARE OUR PRICES WITH ANY IN THE BOOK!  
OPEN MONDAY TO SATURDAY 9.30am - 9pm  
LATE NIGHT FRIDAY OPEN UNTIL 7pm

**PLEASE NOTE** All Cheques, Money Orders, Postal Orders, Bank Draft, or Giro to be made payable to  
**NAVION LTD.**

**MODEL  
CONTROL  
BY  
RADIO!**

**IN NEXT MONTH'S  
PRACTICAL  
WIRELESS**

**MAKE THE COMPLETE CONTROL SYSTEM YOURSELF!**



**PW** **MODEL  
CONTROLLER**  
PART 1

In this short series we shall show you how to build the transmitter, receiver and actuating mechanism required to provide radio control over a model up to around 100 yards away. No bought modules, you build everything yourself from scratch. You'll feel very pleased with yourself when it's finished and working! A special 'no-test' transmitting licence is required by law and we tell you how to get yours without any trouble. Amaze your friends as your model moves around under your complete control!

**LOW FREQUENCY AND  
MARINE  
RECEIVER**

This receiver covers the bands 150-1500 kHz and 1.65-5MHz and receives Marine, Broadcast and Amateur transmissions on AM, CW and SSB.



**ALSO:-**

**CONCLUDING SECTION OF PW BUYERS' GUIDE 74/5**

**MANY OTHER CONSTRUCTIONAL  
ARTICLES, SPECIAL FEATURES  
AND REGULAR COLUMNS.**

**ON SALE IN DECEMBER**

**\*Special  
Pre-Publication  
Radio Book Offer**



KEITH CUMMINS & TONY

**T**HE motor car is not an ideal environment for a tape player, or indeed for any electronic apparatus. In particular the problems of power supply regulation and electrical noise are far more acute than those likely to be encountered by a domestic machine.

### ENVIRONMENT

The supply voltage, although nominally 12V, is likely to vary considerably under the loading conditions imposed by windscreen wipers and heaters, lights, etc. As a result we must produce a unit capable of working safely up to a possible maximum of around 15.5V, yet also maintaining a satisfactory performance down to 10V. For the amplifiers this is not too difficult—achieving a constant speed for the tape transport is not so straightforward.

Because a negative earth system is more or less universal on modern cars, the unit has been designed for this. Conversion to positive earth working is very simple, however, and will be described later: no change of components is required. Operation on 6V systems is not possible.

The construction of the tape-transport mechanism itself would of course be beyond the resources of the majority of our readers. It is therefore necessary to use a commercial mechanism. The one specified in the components list incorporates facilities for electronic speed control and also auto-stop and cassette ejection at the end of the tape. This feature is very necessary in a car where the machine must “look after itself” if the driver is fully occupied in manoeuvring his vehicle.

Interference from the car’s electrical system seems to be worse with the modern alternator and solid-state regulator than it was with their predecessors. Power supply filtering and comprehensive screening are essential if the tape-head output, which is less than 500µV, is not to be completely submerged in the hash.

Acoustic noise levels in the passenger compartment vary considerably from one car to another. The amplifiers used here provide over 3W rms output into 4Ω loudspeakers from a 12V supply: this should be adequate for pretty well any car.

### TAPE AMPLIFIER

The amplifier system can be conveniently divided into three parts, a low-noise preamplifier, an equalisation section and a power amplifier. Silicon transistors are used in all but the power output stages.

A stereo cassette carries four tracks recorded on a tape only 1/8in wide and running at 1 7/8in/sec. Hence the very low output level from the tape head. The amplifier input stage must therefore be designed for very low-noise performance. The technique adopted here uses complementary npn and pnp transistors, with the collector current of the first stage providing the base current of the second. The first transistor is thus operating under “starvation” conditions—a factor which greatly assists in the reduction of transistor noise.

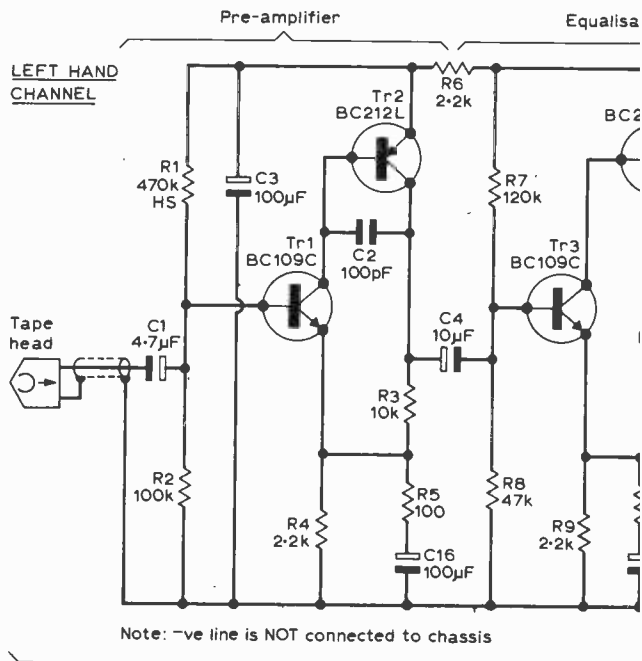


Fig. 1: Circuit of one channel of

\* Hamilton Electronics Ltd.

some may not. It is a chance that the buyer takes.

Before you solder into the circuit, make sure that you know or can obtain the correct connections for the specimen you have obtained. Do not overheat; use a small soldering iron (15 watts max.) and hold the wire being soldered with wiring pliers. If you are experimenting leave the wires long. Only shorten them when you wish to fit them in permanently or in u.f.f. work, where the length may be critical.

Some transistors require heat-sinks. Take care and observe instructions regarding fitting, insulating washers and position.

Transistor holders are available for many types and like i.c.s they are worth using in experimental projects, but it is always better to solder in for permanent use.


### TRANSISTOR MOUNTING PADS

These often-neglected but very cheap little components are recommended to give some measure of protection against accidental knocks to the transistor when handling, and further provides a "seat" for the transistor to keep it clear of the component assembly board, so ensuring that the wires are properly protected and insulated.

### TRIACS

When triggered, triacs will pass forward and reverse current; hence their use with a.c. The triggering voltage and current is important to achieve successful firing. Observe the main terminal connections m1 and m2 with respect to the gate. Note that the triac does not isolate the high secondary voltage from the low trigger voltage. If used with a.c. mains supplies it is wise to employ an isolating 1:1 transformer for the trigger signal.

### PLUGS AND SOCKETS OR CONNECTORS



Socket (SK) plug (PL) for single core screened wire



Single plug and socket



Socket (SK) plug (PL) for coaxial cable (not BS)

## CHOOSING

### COMPONENTS

#### CAPACITORS

Markings usually identify the capacitance and sometimes the working voltage and/or tolerance. Colour coded capacitors can be identified by reference to the Practical Wireless Datacard No.2 which was provided in the October 1973 issue.

**Capacitance**  
microfarads shown as  $\mu\text{F}$ , mF, mfd,  
nanofarads shown as nF, n, k,  
or  $\text{kpf} = 1/1,000\mu\text{F} = 1,000\text{pF}$ ,  
picofarads shown as pF, p,  $\mu\mu\text{F}$ ,  
mmfd=one millionth of  $1\mu\text{F} = 1/1,000\text{nF}$ .

**Voltage** also known as the working voltage and shown as a number of volts d.c. (VWDC) or V d.c. or V a.c.

This value represents the maximum safe recommended voltage that should be applied to its terminals. There is no different effect in applying a lower voltage, but the stated voltage should not be exceeded.

It is quite common now for "preferred value" components to be supplied as substitutes, for example 0.47 $\mu\text{F}$  instead of 0.5 $\mu\text{F}$  or 0.022 $\mu\text{F}$  instead of 0.02 $\mu\text{F}$  and so on. There is usually no detrimental effect by substituting in this way with near alternatives, as long as the specified voltage is not exceeded.

When using capacitors for a.c. mains (200 to 250V) such as for interference suppression, either a 270V (minimum) a.c. type or a 1,000V (minimum) d.c. type should be used.

#### Dielectric

The insulating material between the metallic foil or plates gives the

## WATFORD ELECTRONICS

35 Cardiff Road  
Watford Herts  
Tel. Watford 37774

Callers Saturday only  
Orders despatched by return of post. All components brand new and guaranteed at competitive prices. Send 10p for catalogue. *Directory entry on page 14*

## H. L. SMITH & CO. LTD.

287/9 Edgware Rd,  
London W2 1BE

INSTRUMENT CASES  
& CHASSIS OFF THE SHELF—MANY SIZES  
Send SAE for leaflet.

01-723 5891/723 7595

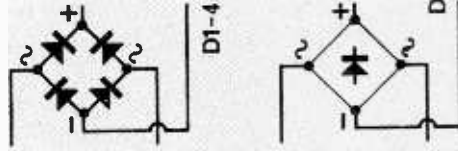
Directory Entry P43.

### CAPACITANCE CODE (BS 1852)

Capacitors can be marked with their nominal value using figures and letters in place of the conventional colour code. The three multiplier letters in common use are:—

$p = 10^{-12}$   $n = 10^{-9}$   $\mu = 10^{-6}$   
of the capacitance in FARADS.

Nominal value	Becomes
1pF	1p0 (mult x 1)
330pF	330p ( " " )
1000pF	1n0 (mult x 1000)
4700pF	4n7 ( " " )
10000pF	10n ( " " )
1 $\mu\text{F}$	1 $\mu$ 0 (mult x 1000000)
6.8 $\mu\text{F}$	6 $\mu$ 8 ( " " )



Bridge rectifier. The signs may not always be shown

Simplified symbol for a bridge rectifier. The diode symbol must be shown pointing to the + terminal

### BRIDGE RECTIFIERS

capacitor specific properties (see text book on the subject). Generally the most suitable for r.f. applications are ceramic or silver mica types; for a.f. and h.f. use one of the plastic types; for space saving and smoothing, electrolytic types can be used, or tantalum types which, although more expensive, are more stable and reliable over long periods of use. Electrolytic capacitors break down after a few years and are number one suspect of capacitor failure symptoms. Paper types are now being superseded by plastics.

**COILS**

Ready made coils are usually designed for a specific application, hence they seldom carry any characteristic markings other than the makers code number. Unless their properties are known or can be measured accurately, there is little value in unmarked coils. If buying coil formers or bobbins for winding your own coils, check that you order or ask for all parts, especially if a brass or dust iron slug is to be used to adjust the inductance in a tuned circuit.

**DIODES**

Because of the very small size of many diodes it is not always possible to mark them with the full type number. Some are marked with very small lettering that needs a magnifying glass to read it. One end of the diode body is usually marked with a + sign or a band of distinguishing colour, or maybe black or white; this indicates the cathode terminal.

Special types include "Varicap" or similar variable capacitance diodes. The capacitance effect changes with a change in the applied voltage. This type is now frequently used in radio and television tuners.

Zener diodes limit the applied voltage to the specified level and are very useful for regulating low voltage d.c. supplies.

**FERRITES**

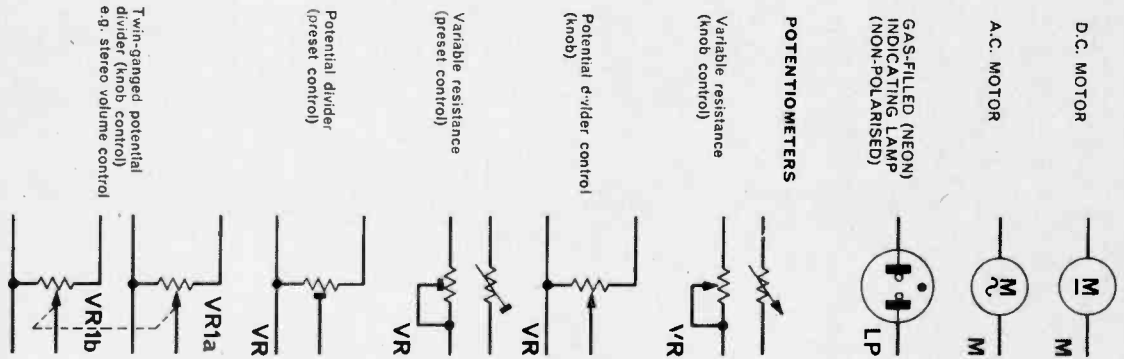
Often the cause of some misunderstanding, "ferrite" is a term now loosely applied, even mistakenly, to some kinds of dust iron materials and ceramic cores. Their properties are quite specific. Ferrite beads (used for suppressing parasitic oscillation) pot cores, rods and toroids are specifically designed to be most effective over a pre-determined frequency range. For more detailed information consult manufacturers' literature. When ordering pot core assemblies make sure that you ask for all the necessary parts, which usually include two halves of the pot, the bobbin, the clamps and tag strips.

**HEATSINKS**

Heatsinks vary enormously in size and shape. If they are cast or moulded in aluminium alloy they should be painted matt black, but if electrical connection is required to the transistor casing, make sure that the contact area is free from paint. Insulation from the transistor casing must, where required, be carefully achieved with the correct insulating washer and nylon fixings. Any rough edges on drilled holes must be removed. Other heat sinks are made from copper; alternative metals are not always suitable because of inferior heat conductivity properties.

**INTEGRATED CIRCUITS**

In the limited space available it is not possible to give detailed suggestions on all types available; however, here are a few hints to observe.



GAS-FILLED (NEON) INDICATING LAMP (NON-POLARISED)

A.C. MOTOR

D.C. MOTOR

**POTENTIOMETERS**

Variable resistance (knob control)

Potential divider control (knob)

Variable resistance (preset control)

Potential divider (preset control)

Twin-ganged potential divider (knob control) e.p. stereo volume control

high, so many thousands of transistors (and other semiconductor devices) find their way into a scrap yard or on to the open market. In spite of precautions taken to minimise the number that are released, several do slip through, sometimes with makers' names on them. However, experts can often identify the source by internal inspection. Sub-standard devices may turn out to be very good bargains; in a lot of cases they can be used, particularly for experimenting with one-off projects, but it is unwise to specify such devices for widespread adoption in a particular project because of the variations outside the specified characteristic range. They usually appear on the market as unmarked, re-marked or recorded types. In the latter case, a firm may have measured a batch and re-classified them, in which case you should identify the coding and obtain the correct specification from the supplier. Unmarked devices cannot be classified unless they are measured under normal operating conditions and with a proper instrument. For the low prices often asked, the buyer can expect to have a very mixed batch; some may be usable and



SEE OUR REGULAR ADVERTISEMENT IN PRACTICAL WIRELESS



## PRACTICAL WIRELESS

tolerance. Thyristors can be obtained at low cost and in these circumstances it is wise to measure the triggering voltage and current required to fire it. Also the "release" voltage should be measured.

## TRANSFORMERS

Well made transformers are usually wound on chequed bobbins. Cheap versions have no cheeks and often have flying leads connected to the windings.

Satisfy yourself that the physical size is large enough to handle the current expected to be passed through the windings, otherwise saturation of the core and subsequent overheating could occur. This applies particularly to mains transformers and valve output transformers.

Mains transformers with a screen between the primary and secondary windings are recommended, to reduce problems from mains borne interference and high frequency transference. This screen must be earthed with the laminations.

## TRANSISTORS

Many problems arising from the purchase of transistors are due to misunderstandings about their characteristics.

Transistors are made first, then measured and classified according to test measurements made on them. The result is a wide spread of characteristics, particularly on the gain ( $h_{FE}$ ) and leakage current ( $I_{CO}$ ). Published data often give the range of gain for a particular type number. If transistors made for that type number have characteristics outside the quoted figures, then they are either classified into another appropriate type number or rejected. The reject rate is fairly

## PANEL METERS



Ammeter (current)



Voltmeter (voltage)



Wattmeter (power)



Frequency meter



Ohmmeter (resistance)



Galvanometer or centre-zero balance meter



SINGLE-POLE ON-OFF MICROSWITCH OR LIMIT SWITCH



MORSE KEY

To be reasonably certain of getting a good specimen look for the manufacturer's official trade mark as well as type number. Some specimens may not carry all this information so you are entitled to ask for a full specification. Some sub-standard or "out-of-spec." items do appear and in many cases are usable. However, it does happen that a fault may be present on one of the pin connections. If it is otherwise functional it could be used if the fault does not interfere with your application. For example, you may buy a 7400 quad gate i.c. This device was designed to contain four gates, but if one gate is faulty you may still be able to use the other three.

It can sometimes occur that an assumed first grade i.c. may have an intermittent or faulty internal connection. If the device has been properly used in the circuit then the buyer could expect the supplier to replace it, unless it was declared as faulty at the time of purchase.

However, a problem arises immediately if the device has been soldered and there is no way of proving that the fault could have been there before it was soldered in or may have resulted from clumsy or overheated soldering. It is always wise to use i.c. holders for this reason and to make removal of the i.c. from the board easier. You cannot expect the supplier to replace a faulty i.c. if it has not been operated as recommended by the manufacturer.

Unmarked i.c.s or unidentifiable i.c.s are seldom worth having unless the supplier can offer some clue to the originally intended function. Even with test equipment it is almost impossible to ascertain the properties of such devices.

Whatever i.c.s you buy always ask for a data sheet or obtain a copy

**KEEP  
UP-TO-DATE  
ON  
TECHNICAL  
DEVELOPMENTS  
IN TV  
AT HOME  
AND ABROAD**

**READ  
TELEVISION  
EVERY  
MONTH**

**A  
COMPANION  
MAGAZINE  
TO  
PRACTICAL  
WIRELESS**

from the manufacturers or distributors. This is most valuable for pin connection identification as well as giving the expected specification.

A golden rule is never to solder in, until you are satisfied that you have the correct device in the correct position; i.c.s. can be very costly and difficult to replace.

### PRINTED CIRCUIT BOARDS

P.C.B.s are mainly of two kinds: glass fibre board and s.r.b.p.

Glass fibre board is more expensive but is superior to s.r.b.p. board, being more rigid and stable. Slight bending or flexing of any board can lead to the copper cracking, especially where it is in narrow strips. Small soldering irons (15 watt maximum) should be used; larger irons can melt the copper away.

Most unetched board is unprotected and not tinned so the copper must be thoroughly cleaned before etching and again before soldering. A washing-up scouring pad or powder can be used with care. When cutting the board always use a fine toothed hacksaw. Glass fibre tends to blunt the blade more rapidly than s.r.b.p.

Double-sided board is sometimes used where it is important to have a "ground-plane". The copper on one side is etched to suit the circuit and, on the other (ground-plane) side, the copper can be carefully etched or peeled away from holes to avoid short-circuits. All components should be mounted just clear of the copper on the "ground-plane" side to avoid short circuits.

Kits are available for etching p.c.b.s. yourself. Read and follow the instructions carefully and do not leave the bottle of solution open. Some component suppliers do arrange to supply ready-etched boards for specific purposes and some are able to supply etched

boards to individual design requirements.

Magazines usually publish the printed circuit patterns for their projects where applicable so that constructors can etch their own boards. Adequate copper must be allowed where holes are required to ensure a satisfactory soldered connection. Any modifications to the board after etching can easily be done by either peeling away copper carefully with a sharp pen-knife or adding link wires as necessary.

### POTENTIOMETERS

Potentiometers are made in various styles: Apart from the overall resistance value, the other properties to quote are: carbon track or wirewound; logarithmic or linear track resistance. Skeleton preset types have open unprotected carbon tracks and can be obtained for vertical or horizontal mounting on p.c.b.s. Log types are most commonly used for volume controls. The maximum power rating of all potentiometers determines the current that can be safely handled, and in particular with d.c. voltage control, this rating should never be exceeded.

### RESISTORS

A look at the directory classification will show many different groups. The following information should be provided when ordering:

- Construction material e.g. carbon film, etc.
- Resistance in ohms, kilohms ( $\Omega \times 1,000$ ) or megohms ( $\Omega \times 100$ ).
- The tolerance, e.g. 1%, 2%, etc.
- The power rating, e.g.  $\frac{1}{2}$  watt etc.

Some of the high stability types are more expensive and are used where low thermal noise and close tolerance are important factors to the application. The power rating quoted is an indication of the maximum current that can be handled by the resistor in conjunction with the applied voltage, and should be adequate for the application.

### SWITCHES

Wafer switch assemblies are obtainable in kit form and it is essential to ask for every part down to the last nut. The wafer specifies the switching mode, which is described later. Common abbreviations used for switches are:

**SP** = single pole (one switch).  
**DP** = double pole (two switches operated simultaneously).

**3-pole** = three switches operated simultaneously, etc.

**ST** = single throw or on-off function.

**DT** = double throw or change-over function.

**4-pole, 3-way** four switches each having three outlets and operated simultaneously, usually on a wafer.

**CO** = changeover.

**MB** = make before break.

**BM** = break before make.

Centre-off applies where a toggle or lever switch has two outlets and a central neutral position.

### THYRISTORS & TRIACS

Thyristors can behave in various ways if they are not up to manufacturers' published specification. In some applications such low cost specimens may appear to function, but in others they may be unreliable. The most common defect is the triggering level which may be outside the manufacturer's quoted

## MARKING OF CAPACITORS (pF) AND RESISTORS ( $\Omega$ )

**PREFERRED VALUES.** The common range of twelve values is known as the E12 Series:—

1.0-1.2-1.5-1.8-2.2-2.7-3.3-3.9-4.7-5.6-6.8-8.2 together with their decades such as 47 470 4700 47000 etc.

The E24 Series can be expanded to the E24 Series by adding the following intermediate values:—  
1.1-1.3-1.6-2.0-2.4-3.0-3.6-4.3-5.1-6.2-7.5-9.1 and their decades.

### RESISTANCE CODE (BS 1852)

Increasing use is being made of the British Standards (BS 1852) method of marking resistors with their value and tolerance using figures and letters only instead of a colour code. The multiplier is represented by a single letter:—

R =  $\times 1$  K =  $\times 1000$  M =  $\times 1000000$

which replaces the decimal point when indicating the value of the resistor, thus:—

15 $\Omega$  15R (multiplier =  $\times 1$ )  
330 $\Omega$  330R ( " " " $\times 1$ )  
5.6k 56K (multiplier =  $\times 1000$ )  
47k $\Omega$  47K (multiplier =  $\times 1000$ )  
1.2M $\Omega$  1M2 (multiplier =  $\times 1000000$ )  
18M $\Omega$  18M (multiplier =  $\times 1000000$ )

**TOLERANCE.** The marking indicating the nominal value of the resistor has a single letter added to it representing the tolerance figure:—  
F =  $\pm 1\%$  G =  $\pm 2\%$  J =  $\pm 5\%$   
K =  $\pm 10\%$  M =  $\pm 20\%$

**Examples:—**  
2M2F signifies 2.2M $\Omega$  1%  
1K8G " 1.8k $\Omega$  2%  
120KJ " 120k $\Omega$  5%  
158R " 15 $\Omega$  10%  
6R8M " 6.8 $\Omega$  20%

continued on p33

# CASSETTE

# LAYER

ANCIS\*



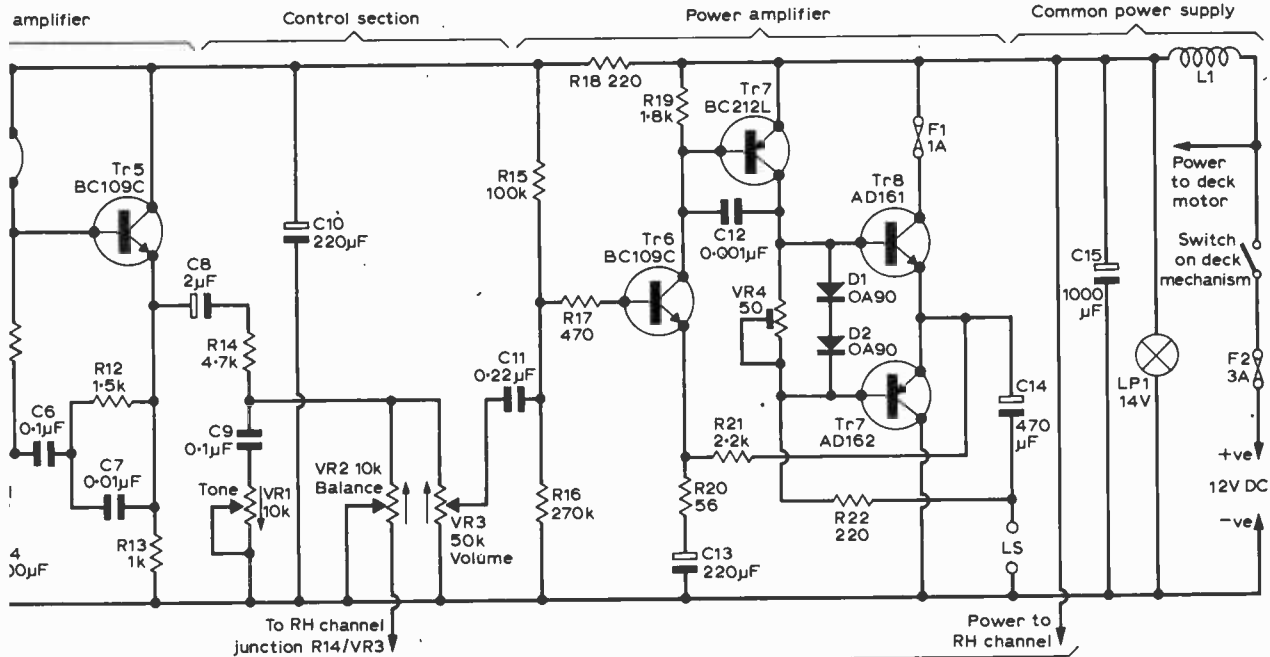
Transistor gain will vary from sample to sample and will also change with the supply voltage. To overcome these problems, negative feedback is used to stabilise the gain of the preamplifier.

The preamplifier has now raised the signal from the tape to a more reasonable level, but it still has a "Velocity characteristic"—that is, for every doubling of the recorded frequency the output level also doubles. This is because the tape head output level is proportional to the rate of change of magnetic flux due to the tape moving past the head. For a constant recorded amplitude, an increase in pitch of one octave (doubling of frequency) will cause the flux to change at twice the rate, and hence the output doubles also. It continues to double with each octave rise until tape head losses become significant at the higher frequencies.

At the time of recording, the higher frequencies are pre-emphasised or boosted relative to the low and middle frequencies. This means that the signal-to-noise ratio of the tape is improved, since tape noise is predominantly at high frequencies.

From the foregoing it is obvious why we need to have an equalisation amplifier. This has a characteristic which is the inverse or "dual" of the overall tape curve. The output of this section has a flat frequency response over the audio range.

At this point the signal is suitable for feeding into the power amplifier, which uses a conventional complementary-symmetry circuit. The output voltage can swing between the two supply rails, less the residual voltage drop across each output transistor, say about  $12 - 2 = 10V$ . The rms equivalent of this peak-to-peak voltage is approximately  $3.6V$ , which will produce about  $3.25W$  using a  $4\Omega$  loudspeaker.



Right hand channel is identical to left hand channel. NOTE.—The AD162 should be Tr 9.

AM0247

## ★ components list

### AMPLIFIERS

#### Resistors

R1	470kΩ	R9	2.2kΩ	R17	470Ω
R2	100kΩ	R10	10kΩ	R18	220Ω
R3	10kΩ	R11	47Ω	R19	1.8kΩ
R4	2.2kΩ	R12	1.5kΩ	R20	56Ω
R5	100Ω	R13	1kΩ	R21	2.2kΩ
R6	2.2kΩ	R14	4.7kΩ	R22	220Ω
R7	120kΩ	R15	100kΩ		
R8	47kΩ	R16	270kΩ		

R1 is ½W High Stability. R22 is 1W 5%. Remainder are ½W 5% carbon.

#### Potentiometers

VR1	10kΩ log (ganged with other channel)
VR2	10kΩ lin.
VR3	50kΩ log (ganged with other channel)
VR4	50Ω horizontal preset

#### Capacitors

C1	4.7μF 6V Tant.	C9	0.1μF Cer.
C2	100pF Cer.	C10	220μF 16V
C3	100μF 16V	C11	0.22μF 10V Tant.
C4	10μF 10V	C12	0.001μF Cer.
C5	100μF 6V	C13	220μF 10V
C6	0.1μF Poly.	C14	470μF 16V
C7	0.01μF Poly.	C15	1000μF 16V
C8	2μF 10V	C16	100μF 6V

Tant — Tantalum bead Cer — Disc ceramic  
Poly — Polyester Remainder electrolytic

#### Semiconductors

Tr1, Tr3, Tr5, Tr6	Tr8 AD161	} matched pair
BC109c	Tr9 AD162	
Tr2, Tr4, Tr7	BC212L	D1, D2 OA 90

NOTE—The above components are for one channel only. All except C15 and VR2 are duplicated for the second channel.

#### Miscellaneous

L1 2A suppressor choke; LP1 14V lamp;  
F1 1A fuse with chassis-mounting holder (two required);  
F2 3A fuse with in-line holder;  
Cassette mechanism, Lenco FFR, Stereo with D.C. motor;  
Veroboard 6.75 x 2.5in, 0.1in pitch; DIN connectors for loudspeaker outputs; 4Ω loudspeakers; metal case; mounting kits for Tr8, Tr9; knobs, etc.

### MOTOR CONTROL BOARD

#### Resistors

R51	2.2kΩ	R56	15Ω	R61	100kΩ
R52	6.8kΩ	R57	820Ω	R62	2.7kΩ
R53	8.2kΩ	R58	560Ω	R63	680Ω
R54	1.5kΩ	R59	680Ω	R64	120Ω
R55	3.9Ω	R60	4.7kΩ		

R55, R56 are ½W, remainder ¼W ± 5%.  
VR51 1kΩ miniature preset.

#### Capacitors

C51, C52 22μF 25V Electrolytic

#### Semiconductors

D51—D53 BA100  
Tr51, Tr54 BC109 Tr52 AD162 Tr53 AC128

#### Miscellaneous

Mounting kit for Tr52; pcb.

The use of class B output with output transformers could, with correct design, yield 10 watts per channel if needed. However, we have to consider the size, weight and economics of the machine, as well as the problems of obtaining specialised components. The complementary output stage produces as much power as is likely to be needed for practical purposes, and all components are easily obtainable.

## PREAMPLIFIER

The circuit of the complete unit is shown in Fig. 1. It will be seen that the signal from the tape head is coupled to the base of transistor Tr1 via capacitor C1. The biasing of Tr1 base is set by R1 and R2. Resistor should be R1, a low-noise, high-stability type, but R2, the lower leg of the bias divider is effectively by-passed by the low impedance of the head so far as audio is concerned, and is a normal carbon type.

The collector of Tr1 connects directly to the base of the complementary pnp transistor, Tr2. The base current of Tr2 and the collector current of Tr1 are therefore the same.

We can now consider the DC stabilising action of the circuit. If the current in Tr1 increases, so does the base current of Tr2. This change is amplified by Tr2 so that its collector current increases. Thus, more current flows through R3, which in turn connects to R4. The voltage drop across R4 is almost entirely due to the current flow via R3, rather than current in Tr1 which is operating under "starvation" conditions. An increase in the collector current of Tr2 therefore causes the emitter of Tr1 to move positively towards the supply rail. This is equivalent to a negative shift of its base bias and the collector current of Tr1 is so reduced. The change is amplified by Tr2 and this heavy DC feedback action stabilises the working point of the complete preamplifier.

We do not need such heavy AC feedback—in fact appreciable AC gain is required. By decoupling R4 completely, a very high gain could be obtained, but it would be unpredictable and unstable. By introducing R5, the gain of the stage is set at about 100 by the ratio R3:R5 and is almost independent of voltage, temperature and transistor variations. The output from the preamplifier is therefore about 50mV. The supply to the preamp is decoupled by R6 and C3, and the output is coupled to the equalisation amplifier via capacitor C4.

## EQUALISATION

The biasing method and stabilisation technique is the same as that employed in the preamplifier. However, an extra emitter-follower output stage is added which feeds both the Tone and Volume controls and the equalisation network comprising R11, C6, R12 and C7. The basic amplifier without equalisation would provide a gain determined by the ratio R10:R11, in this case, 200.

It is essential that the feedback network, which operates into the low impedance R11, should be fed from a low impedance source. If this were not the case, the response correction would be hopelessly inaccurate, as the network loads the source.

It will now be seen why Tr5, the emitter-follower stage, is included. It is DC coupled to Tr4 and provides a low impedance output. Basic correction for the velocity characteristic of the tape is provided by R12 and C6; C7 provides extra feedback to compensate for the tape pre-emphasis.

The equalised signal, which has now been amplified to around the 250mV level, is conveyed via C8 to R14 which is included to increase the impedance "seen" by the tone and balance networks. Resistor R14 forms the upper leg of a divider network, whose lower leg is formed by the Balance control VR2. This control operates differentially upon the two stereo channels, so that increased attenuation of one simultaneously results in an increase of output from the other. The tone control network consists of C9 and VR1. This is a simple "top cut" network which is adequate for use in the car.

Finally we come to the Volume control, VR3, which taps off the required output to drive the power amplifier.

## POWER AMPLIFIER

The power amplifier consists of four transistors, Tr6, Tr7, Tr8 and Tr9. The latter two are complementary output transistors mounted on the backplate of the machine, which serves as a heat sink.

The action of the driver stage is similar to that of the previous amplifier. Transistor Tr6 has its base level set by R15 and R16. In this case, the level set is approximately half-way between the 12V rail and earth. Capacitor C12 is included to prevent RF instability, as is R17. The collector of Tr7 feeds the base of Tr8 directly, and the base of Tr9 via D1 and D2 and VR4, before reaching the collector load resistor R22.

Potentiometer VR4 sets the forward bias applied to the output transistors. In order to compensate for changes in temperature, diodes D1 and D2 are shunted across VR4. As the output transistors are germanium types, germanium diodes are used. When

the temperature increases (a condition which would cause increased conduction in Tr8 and Tr9) the impedance of the diodes falls, so decreasing the forward bias and stabilising the working conditions.


The emitters of Tr8 and Tr9 are connected via R21 to the emitter of Tr6, giving overall stabilisation of the DC working point of the amplifier. The emitter of Tr6 is decoupled by C13, and R20 is included to provide AC feedback in the ratio R21:R20, so stabilising the gain at around 40. If we consider a level of 200mV coming in from the volume control, this means we are just inside the overload point of the amplifier. The audio signal is coupled to the speaker via C14.

The loudspeaker also completes the DC return for R22. The audio output signal is in phase with that at the collector of Tr7 and hence there is positive feedback. This raises the input impedance of the output stage and enables the small transistor Tr7 to drive the output pair fully. This technique is known as "boot-strapping."

The output pair operate in class B. Forward bias is needed to prevent cross-over distortion, and VR4 is set up to provide a 10mA quiescent current measured at the fuse-holder. The fuse is connected in series with the collector of Tr8, to protect the output stage from conditions of gross overload.

The incoming supply from the vehicle is filtered by L1 and decoupled by C15. Power to the deck motor and panel light are also fed from this part of the circuit. The on-off switch is included as part of the tape deck mechanism.

The second part of the article describes the motor control circuitry and construction of the circuit boards.



*Internal view of the prototype. The amplifier output transistors are mounted on the back panel, which acts as a heat-sink.*



Now two fascinating ways to enjoy saving money!

# NEW! Sinclair Scientific kit **£19.95** (INC. VAT)

## Britain's most original calculator now in kit form

The Sinclair Scientific is an altogether remarkable calculator.

It offers logs, trig, and true scientific notation over a 200-decade range – features normally found only on calculators costing around £100 or more.

Yet even ready-built, the Sinclair Scientific costs a mere £32.35 (including VAT).

*And as a kit it costs under £20!*

## Forget slide rules and four-figure tables!

With the functions available on the Scientific keyboard, you can handle *directly*

- sin and arcsin,
- cos and arccos,
- tan and arctan,
- automatic squaring and doubling,
- log<sub>10</sub>, antilog<sub>10</sub>, giving quick access to x<sup>Y</sup> (including square and other roots),
- plus, of course, addition, subtraction, multiplication, division, and any calculations based on them.

In fact, virtually all complex scientific or mathematical calculations can be handled with ease.

## So is the Scientific difficult to assemble?

No. Powerful though it is, the Sinclair Scientific is a model of tidy engineering.

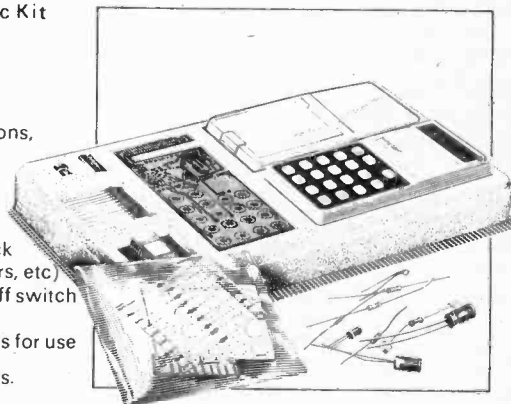
All parts are supplied – all you need provide is a soldering iron and a pair of cutters. Complete step-by-step instructions are provided, and our Service Department will back you throughout if you've any queries or problems.

Of course, we'll happily supply the Scientific or the Cambridge already built, if you prefer – they're still exceptional value. Use the order form.

## Components for Scientific Kit (illustrated)

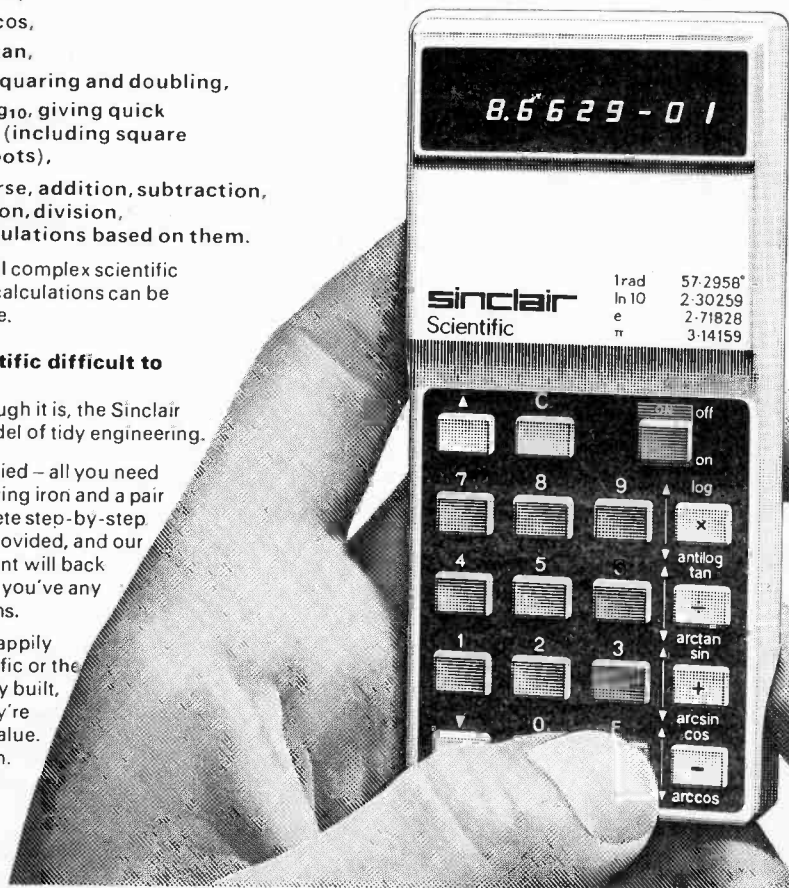
1. Coil
2. LSI chip
3. Interface chips
4. Case mouldings, with buttons, windows and light-up display in position
5. Printed circuit board
6. Keyboard panel
7. Electronic components pack (diodes, resistors, capacitors, etc)
8. Battery assembly and on/off switch
9. Soft carrying wallet
10. Comprehensive instructions for use

Assembly time is about 3 hours.



## Features of the Sinclair Scientific

- **12 functions on simple keyboard**  
Basic logs and trig functions (and their inverses), all from a keyboard as simple as a normal arithmetic calculator's. 'Upper and lower case' operation means basic arithmetic keys each have two extra functions.
- **Scientific notation**  
Display shows 5-digit mantissa, 2-digit exponent, both signable.
- **200-decade range**  
10<sup>-99</sup> to 10<sup>+99</sup>.
- **Reverse Polish logic**  
Post-fixed operators allow chain calculations of unlimited length – eliminate need for an = button.
- **25-hour battery life**  
4 AAA manganese alkaline batteries (e.g. MN2400) give 25 hours continuous use. Complete independence from external power.
- **Genuinely pocketable**  
4 1/3" x 2" x 11/16". Weight 4 oz. Attractively styled in grey, blue and white.



# Sinclair Cambridge kit

**Now only**  
**£14.95**  
 (INC. VAT)

At its new low price, the original Sinclair Cambridge kit remains unbeatable value.

In less than a year, the Cambridge has become Britain's most popular pocket calculator.

It's not surprising. Check the features below – then ask yourself what other pocket calculator offers such a powerful package at such a reasonable price.

## Components for Cambridge Kit

1. Coil
2. LSI chip
3. Interface chip
4. Thick film resistor pack
5. Case mouldings, with buttons, window and light-up display in position
6. Printed circuit board
7. Keyboard panel
8. Electronic components pack (diodes, resistors, capacitors, transistor)
9. Battery clips and on/off switch
10. Soft wallet

Assembly time is about 3 hours.

## Take advantage of this

### money-back, no-risk offer today

The Sinclair Cambridge and Scientific kits are fully guaranteed. Return either kit within 10 days, and we'll refund your money without question.

All parts are tested and checked before despatch – and we guarantee any correctly-assembled calculator for one year. (This guarantee also applies to calculators supplied in built form.)

Simply fill in the preferential order form below and slip it in the post today.

### Scientific

Price in kit form £19.95 inc. VAT.

Price built £32.35 inc. VAT.

### Cambridge

Price in kit form £14.95 inc. VAT.

Price built £21.55 inc. VAT.

## Features of the Sinclair Cambridge



- Uniquely handy package. 4 1/3" x 2" x 11/16", weight 3 1/2 oz.
- Standard keyboard. All you need for complex calculations.
- Clear-last-entry feature.
- Fully-floating decimal point.
- Algebraic logic.
- Four operators (+, -, ×, ÷), with constant on all four.
- Powerful constant with separate 'K' button.
- Constant and algebraic logic combine to act as a limited memory, allowing complex calculations on a calculator costing less than £15.
- Calculates to 8 significant digits.
- Clear, bright 8-digit display.
- Operates for weeks on four AAA batteries.

To: Sinclair Radionics Ltd,  
 FREEPOST St Ives,  
 Huntingdon, Cambs. PE17 4BR

Please send me

- Sinclair Scientific kit at £19.95
- Sinclair Scientific built at £32.35
- Sinclair Cambridge kit at £14.95
- Sinclair Cambridge built at £21.55

All prices include 8% VAT.

\*I enclose a cheque for £....., made out to Sinclair Radionics Ltd, and crossed.

\*Please debit my \*Barclaycard/ Access account. Account number

--	--	--	--	--	--	--	--	--	--

\*Delete as required.

Signed \_\_\_\_\_

Name \_\_\_\_\_

Address \_\_\_\_\_

Please print. FREEPOST – no stamp needed. PW/12/74

**sinclair**  
 Sinclair Radionics Ltd,  
 FREEPOST St. Ives,  
 Huntingdon, Cambs. PE17 4BR.

Reg. No: 699483 England. VAT Reg. No: 213 8170 88.

# TAKE 20

DAVID ANDREWS

## No. 66 IC PHOTO TRIGGER

A series of simple transistor projects, using not more than twenty components.

ONCE again we turn to that very useful integrated circuit, the SN7400, for a low-cost novel application, acting as the sensing circuitry for a photo detector. There are innumerable applications for this type of circuit. This particular one will operate in a multitude of roles without change to circuit layout or component values and possible uses range from burglar alarms to process control and object counters.

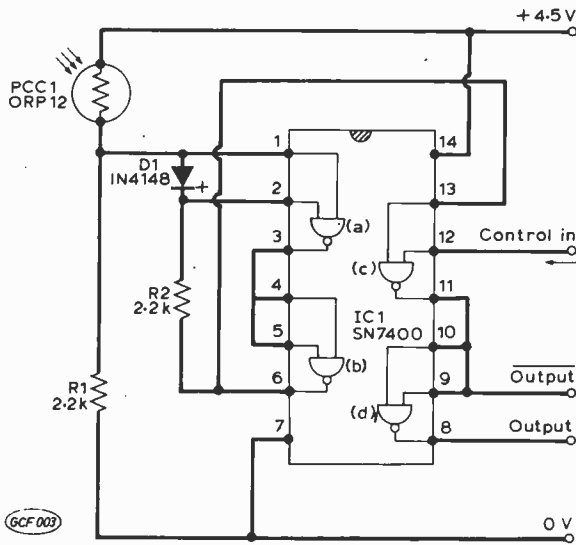


Fig. 1: Circuit of the photo trigger using an SN7400.

### Photo detector

The photo detector itself is a photo-conductive cell, PCC1, which forms part of a potential divider circuit with R1. When the cell is illuminated the potential at the junction of these two components rises to some positive level, the actual level depending on the degree of illumination and on the value of R1. As long as this potential exceeds +3V, with the power supply of 4.5V the circuit will work satisfactorily. To achieve this level it is necessary to use a reasonable level of light such as the focussed beam of a small torch. In the absence of illumination PCC1 becomes a very high resistance and the potential referred to falls towards zero.

The potential is applied to the input of a trigger circuit comprising IC1 (a) and (b). Positive feedback is achieved by R2 in conjunction with D1. Even though the controlling potential may rise slowly the regenerative feedback action causes the output of gate (b) to change rapidly and the change occurs as the input voltage moves around the +2.5V level. There is a certain amount of hysteresis built in and this is set by the value of R2.

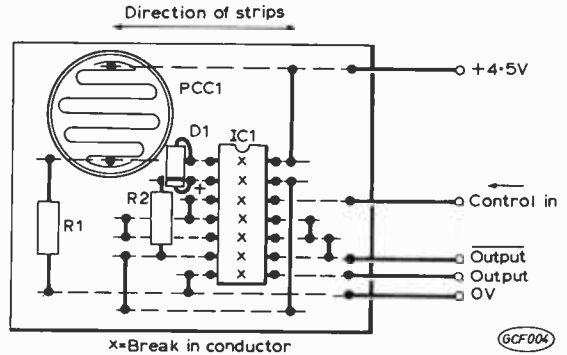


Fig. 2: Simple layout of the circuit using Veroboard.

The sense of the signal at the output of gate (b), pin 6 of the integrated circuit, is such that it rises to +5V when the cell is illuminated and falls to zero volts when the cell is obscured. We could have left the circuit at that stage and have said that the output was at pin 6; however we can make use of the other two gates within the integrated circuit to make the device more versatile.

### Control operation

Firstly we introduce a control operation by means of gate (c). The control signal should come from a source impedance of 2kΩ or less and should be a DC level of either 0V or +4.5V. A control signal of 0V will hold the output of gate (c) at +4.5V irrespective of what the photo detector might be sensing. We call the output signal at pin 11 the OUTPUT (NOT 'output') and use the final gate in the package (d) to invert this, thus, for the conditions stated, when the control signal is at 0V the final output at pin 8 will be 0V irrespective of the illuminating conditions. If the control signal is switched to +4.5V the output at pin 8 will be +4.5V when the cell is illuminated and 0V when it is obscured. The OUTPUT signal at pin 11 will be the opposite of this.

### Audio square wave

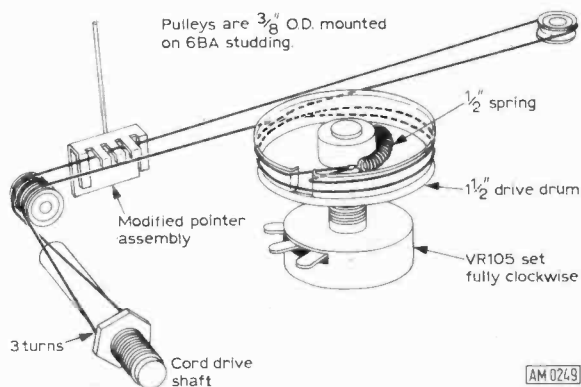
If desired, the control signal could be an audio frequency square wave. When the cell is in darkness the output at pin 8 will be zero volts but when illuminated the audio frequency will appear at the output. Should the control facility not be required pin 12 can be permanently wired to the positive supply rail. An advantage of having the complementary pair of outputs is that one can select the "bias" of the system; this is particularly useful if the output signals are to drive relays which may be required to be biased either "ON" or "OFF".

# f. m. stereo tuner

## CONTROL PANEL

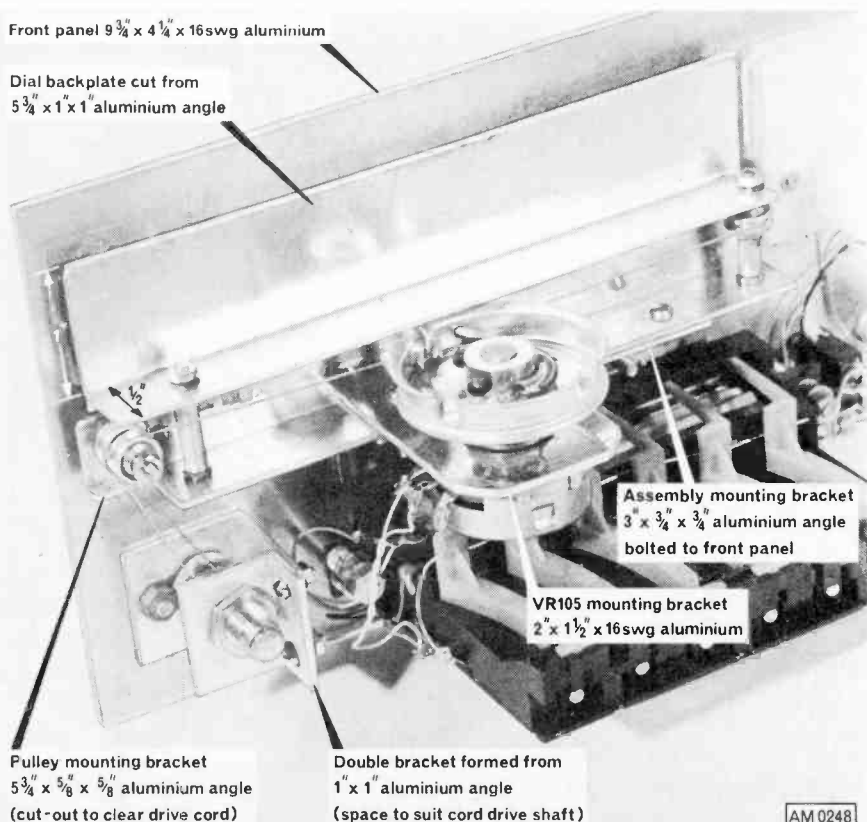
The layout of the prototype control panel is shown in the photographs. Since all functions are DC controlled the layout is not critical and can be altered to suit your own requirements. Also, as mentioned earlier, any features which you do not require may be omitted.

The manual tuning drive was constructed on a framework built mainly of aluminium angle, as shown in Fig. 8a. Details of the drive-cord arrangements are given in Fig. 8b.



Front panel  $9\frac{3}{4}$ " x  $4\frac{1}{4}$ " x 16swg aluminium

Dial backplate cut from  $5\frac{3}{4}$ " x  $1$ " x  $1$ " aluminium angle



▲  
Fig. 8b: Drive cord stringing arrangements. The pointer assembly is modified by trimming the ends of the carriage to clear the pulley mountings and also inverting the pointer on the carriage.

Fig. 8a: Construction of the prototype tuning and dial drive.

**TABLE 2**  
**Voltage analysis**

Meter 20k $\Omega$ /Vdc—negative lead to 0V rail, all readings in volts. No aerial connected.

H.T. Supply at C303 13V.

**Transistors**

	a*	g1	g2	d		e	b	c
Tr 101	0.1	0	4.5	13	Tr 103	7.2	6.5	0
Tr 102	0.4	0	1.4	13	Tr 201	7.2	6.5	0.9
					Tr 202	5.8	6.5	12.1

\* Subject to wide variations between transistors.

**Integrated circuits**

	Pin	Reading		Pin	Reading
IC 201	1, 2, 3	1.9	IC 202	1	2.3
	6	5.5		6	2.1
	10	5.8		9, 10	6.4
	13	1		12	13
	15	4.5			

† See Table 4.

## INITIAL TESTING AND SETTING UP

Before any RF adjustments are made it is wise to check the DC conditions at each stage in turn. A construction error or a faulty component is likely to produce an incorrect voltage in an associated part of the circuit. Table 2 shows the voltages to be expected at important points in the circuit when measured with a 20,000 ohms per volt meter, on the range most appropriate to the voltage to be measured.

Switch on and check the voltages appearing in the front end and oscillator stages. If they are correct connect the meter, on its 2.5V or 3V range, to the positive end of VR104 which should be adjusted until a reading of 2.0V is obtained with VR105 at minimum and S101 switched to Manual.

Now solder in R205 to apply power to the IF section and check the voltages against Table 2. Follow the same procedure with the demodulator and stereo decoder integrated circuits to complete the initial testing. The voltage appearing at pin 15 of IC201 indicates the strength of the signal at its input. A high reading here could indicate that a programme is being received or that there is some instability in the IF section. If rocking the tuning control does not reduce this voltage to the correct level, check that all the IC201 decoupling capacitors and the link joining the top and bottom earth planes are in place.

## ALIGNMENT

When all the DC tests have been completed satisfactorily you are ready to move on to the final stage of construction, aligning the receiver. Connect two lengths of screened wire to the Left and Right audio output pads ready for attachment to the output socket. Remove the temporary earth wire and mount the receiver in the die-cast box. The earth connection is now made via the mounting stud in the power supply section of the pcb.

Connect a short length of wire from the centre pin of the aerial socket to L101, as shown in Fig. 7, and

solder the audio output leads to the 5-pin DIN socket (Fig. 9). If your audio amplifier is earthed via its mains plug, avoid hum loops by breaking the earth connection between the tuner and the amplifier (which is made by the screen of the audio connecting lead) at a convenient point.

## RF/IF ALIGNMENT

The method of alignment adopted depends on the facilities available to the constructor. Two methods are therefore proposed; the first requires the use of a VHF signal generator but the second needs only another, aligned, FM tuner.

## FIRST METHOD

Short out the oscillator coil, L106, with a crocodile clip and connect the signal generator to the 'hot' end of L104. The output level of the generator should be set to about 1mV and the frequency set to the nominal centre frequency of the particular ceramic filter used. The filters are graded into batches of varying centre frequency, each frequency being identified by different colours. Table 3 lists the frequencies and their corresponding colours.

If a signal strength meter is not included a high impedance multimeter should be connected to pin 13 of IC201. By varying the frequency of the generator slightly about the nominal value it should be possible to detect a deflection on the signal strength meter or the multimeter. Once this has been found the core of the mixer load coil, L105, should be adjusted until maximum deflection is obtained. This circuit has a low Q so the peak is very broad.

Leaving the generator frequency unchanged remove the dustcore of L202. The tuning meter should now show only a slight deviation from the null position. Screwing in the core will make the tuning meter give a large deflection to the right, pass through the null position and deflect to the left before returning to the null.

This demonstrates the S-shaped curve of the detector, the correct position for the core being that which resulted in the null between the two large deflections. Slight variation of the generator frequency on either side of the null should now produce deflections of the tuning meter to the left and right.

To align the front end, first remove the clip from the oscillator coil and set the tuning voltage to the low end of its range. Sweep the generator frequency slowly over the range 80-100MHz when a deflection should be observed on the tuning meter or multimeter. Once this has been located, set the generator to 88MHz and separate or push together the turns on the oscillator coil to produce a maximum deflection again. Then transfer the signal generator to the tuner input and maximise the deflection by adjusting L101, 102, 104. As the signal strength reading increases, the output of the signal generator should be backed off to avoid overloading or oscillator pulling.

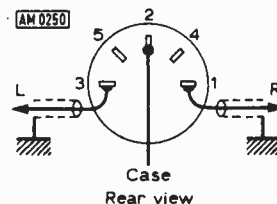



Fig. 9: Audio output connections to match DIN Standard amplifier input socket.





Rear view of control panel with major components identified.

Next change the tuning voltage to maximum, increase the generator frequency to 105MHz and restore its output to 1mV. Vary the generator frequency about 105MHz until a signal strength meter deflection is obtained and bring this to a peak at this frequency by adjustment of VR101-103. The alignment at the bottom end of the scale does not have to be altered as the two adjustments do not interact when done in the manner described.

## SECOND METHOD

This method may be used by those who do not have access to an RF signal generator. A second FM tuner, which must have an IF of 10.7MHz and a tuning meter, is used both as a signal generator and as a monitor to check the frequency of the local oscillator of the tuner which is being aligned. Connect a loop of wire to the aerial input of the second tuner and place it in the proximity of the oscillator of the first. Set VR105 to its low-voltage end and adjust L106 until the local oscillator appears as a carrier at 98.7MHz on the scale of the second tuner.

Now reverse the situation with the wire loop feeding the first tuner and the second tuner set to 88MHz. Adjust the tuning control of the first tuner until the tuning meter (or a multimeter connected as in the previous section) gives a deflection, indicating that the local oscillator of the second tuner is being received. L105 is now adjusted to maximise the response and L202 is adjusted as described in the previous section.

It now remains to align the RF circuits. Disconnect the wire loop and connect a good FM aerial. The sensitivity of the tuner is such that some stations will be received even if the RF stages are not correctly aligned. Set VR101-103 to maximum voltage and tune in a signal near the bottom of the band (the local Radio 2 transmitter will usually be the most suitable). Now adjust L101, 102, 104 to produce maximum response on the signal strength meter.

Adjust the presets VR101-103 with a signal towards the top of the band, a local radio station for example.

## DECODER ADJUSTMENTS

The alignment of the stereo decoder is very simple and requires no special equipment. With the receiver tuned to a stereo transmission the core of L203 is screwed in until the stereo indicator illuminates. The lamp will now remain illuminated over a range of several turns of the core and the correct setting is at the middle of this range.


The precision of this setting may be increased by use of the BBC test tone transmissions on Radio 3 each evening after the end of normal broadcasting. These transmissions include a tone in one channel only. With the tuner connected to an amplifier and speakers, the speaker of the channel with the tone should be disconnected and the setting of L203 varied to give minimum signal in the other channel.

## USING THE TUNER

We would like to conclude this series of articles with a description of the tuner in use so that constructors can check the operation of their receivers and get the best use out of them.

The operation of the tuning meter is straightforward. The centre-zero meter should give a slight deflection to the left (low frequency) with no signal present. As the receiver is tuned through a transmission from the low frequency side the meter will deflect strongly to the left, pass through zero and then deflect to the right. The correct tuning point is at the central zero. For maximum accuracy, tuning should be carried out with the AFC off.

If the centre-zero tuning meter is omitted from the tuner the signal strength meter may be used as a tuning indicator by simply tuning for the maximum deflection. This method is, however, not as accurate. Table 4 shows the voltage at pin 13 of



# OF THE MONTH

## Number 49      SGS TBA 790 AUDIO POWER AMPLIFIER

**T**HE TBA 790 is an audio power amplifier integrated circuit available in various forms which have absolute maximum voltage ratings of 12, 15 and 18V and respectively providing maximum output powers of 1.2, 2.2 and 3.45W into an 8 ohm loudspeaker.

### The TBA 790KSD

In this article we will discuss the TBA 790KSD device which has an 18V, 3.45W rating, having the type of encapsulation shown in Fig. 1. The bracket is permanently attached to the back of the device, acting as a small heat sink. The bracket contains two holes, tapped 6BA, by which it can be fastened to a larger additional heat sink. For most applications at normal room temperatures the additional heat sink is not required. However, the constructor will often find it convenient to bolt the device to a sheet of metal and this will help to cool it.

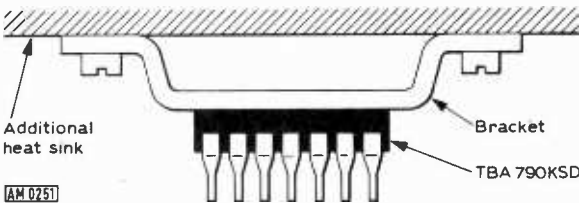


Fig. 1. The integral bracket of the IC provides the normal heat sink for the TBA 790 series.

The pins of this IC are in the quad-in-line configuration, the connections being shown in Fig. 2. Constructors are advised to solder directly to these pins, partly because sockets for quad-in-line devices are not easily obtainable and partly because the use of a socket renders spurious feedback more likely.

### Circuit

A simple circuit for the use of the TBA 790 is shown in Fig. 3. The input impedance of the device itself is very high, typically 50 MΩ, and the circuit input impedance is therefore normally determined by R1. The high input impedance enables the circuit to be used with ceramic record player cartridges.

As the value of R2 is reduced, the amount of negative feedback decreases and the gain rises, being equal to  $8000/R2$ . Thus if R2 is 100 ohms, the voltage gain is 80 or 38dB. R2 should not be less than about 39 ohms where the voltage gain is 200

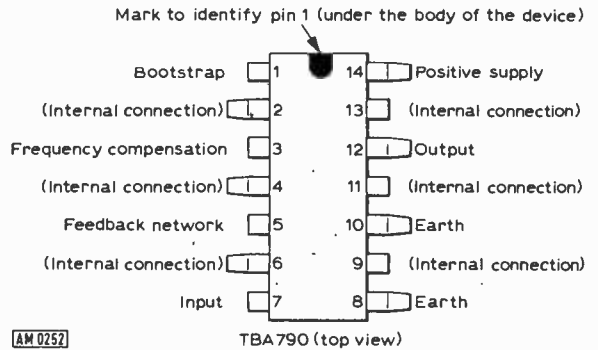


Fig. 2: Pin connections for the TBA 790. The heat sink is omitted for clarity.

or 46dB, since instability is likely at very high gain. The value of R2 should not, generally, be greater than about 200 ohms.

### Frequency compensation

The components C2 and C3 provide frequency compensation. Ideally their values should be chosen according to the graph of Fig. 4, although these values are by no means critical. One should therefore estimate the gain required and then ascertain the value of R2 in Fig. 3. The value of C3 can then be read from the left hand side of Fig. 4 and the value of C2 from the right hand side of Fig. 4.

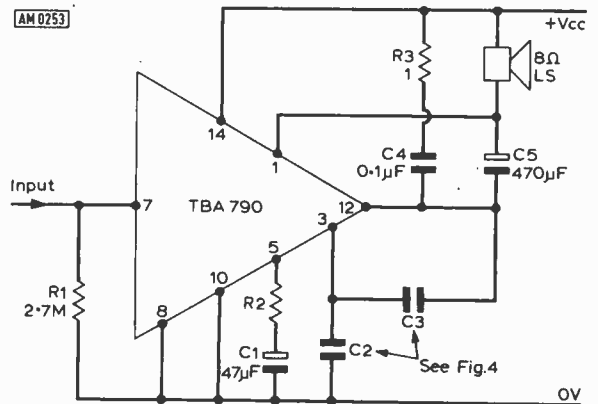


Fig. 3: Basic circuit of the TBA 790 as an audio amplifier.

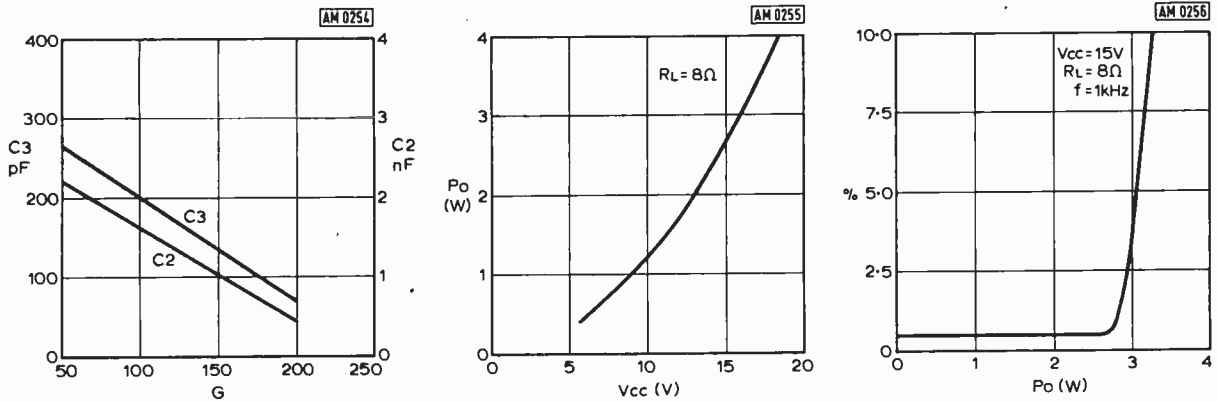
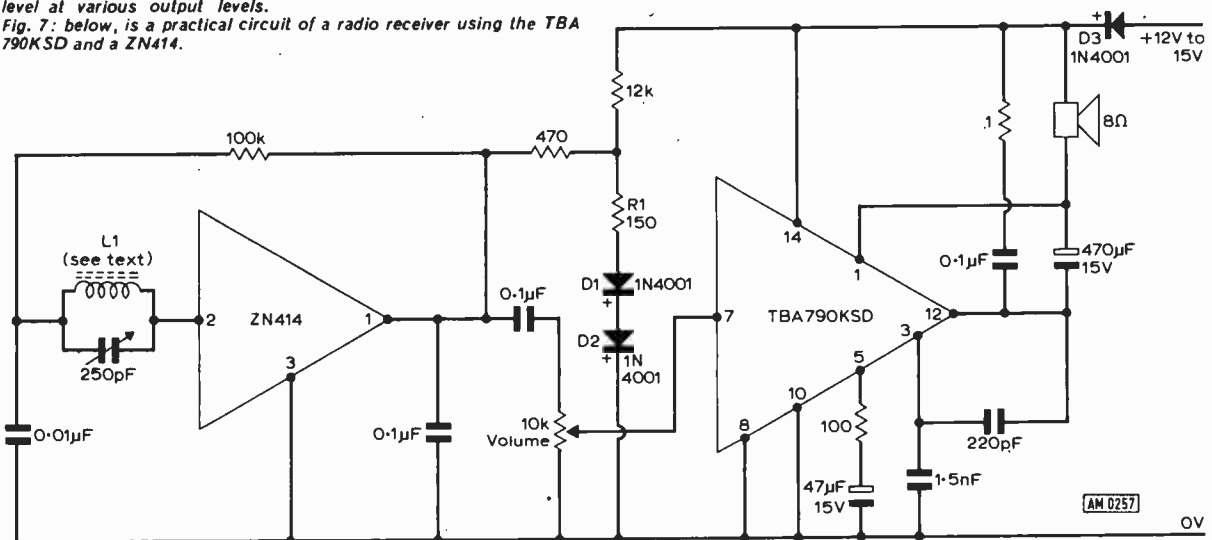


Fig. 4: above, graph for selecting values of  $C2$  and  $C3$  in Fig. 3. Fig. 5: centre, output power related to supply voltage. Fig. 6: right, distortion level at various output levels. Fig. 7: below, is a practical circuit of a radio receiver using the TBA 790KSD and a ZN414.



## Power supply

The maximum output power which can be obtained from the TBA 790KSD at various supply voltages is shown in Fig. 5 where an 8 ohm loud-speaker is employed. In general it is wise to regard the maximum power supply voltage as about 16V to allow a small margin of safety.

It can be seen that an output of just under 2W can be obtained when the device is used in a 12V car radio, although more than 2W should be obtainable when the battery is being charged.

The quiescent current is only about 10mA at 15V or 7mA at 10V, but it will rise to around 1 to 3A when 3W is being delivered to an 8 ohm speaker. The efficiency (output power/input power) is typically 65 per cent at the 2.7W level.

The circuit shown has a frequency response which is 3dB down at about 70Hz and at about 12kHz. The use of a capacitor of larger value for  $C5$  of Fig. 3 will extend the bass response, whilst the high frequency response can be altered by changing the value of  $C2$  or  $C3$ .

The components  $R3$  and  $C4$  of Fig. 3 compensate for the speaker inductance.

The total harmonic distortion is plotted as a percentage against the output power in Fig. 6 for a 15V supply and an 8 ohm speaker. It can be seen that the total harmonic distortion is fairly constant

at a fraction of a per cent until the power exceeds about 2.6W. It then rises rapidly with the onset of clipping to about 10 per cent at 3.4W.

## Typical use

The writer has used the TBA 790KSD as the output stage of a very simple radio receiver employing the well known Ferranti ZN414. The circuit is shown in Fig. 7. The voltage gain of the audio amplifier has been set at about 80 which has been found to provide good volume. The two diodes  $D1$  and  $D2$  are forward-biased silicon diodes which stabilise the ZN414 supply voltage. If these diodes are replaced by a resistor, the receiver will not function satisfactorily over a range of supply voltages. The gain of the ZN414 circuit can be adjusted by altering  $R1$ , reducing it in value or removing it altogether if the ZN414 stage oscillates.

The diode  $D3$  in the supply lead is included to prevent the destruction of the TBA 790 if the power supply is accidentally connected with the wrong polarity. It may be omitted if desired.

The coil  $L1$  consisted of about 80 turns of 28 SWG enamelled copper wire close wound on a 4in. long ferrite rod. A long-wave coil of around 220 turns of much finer wire could be placed at the other end of the rod and switched into circuit to replace  $L1$  if long wave reception is required.

# EXPERIMENTAL WORKSHOP

M. J. HUGHES M.A.

## LEARNING BY PRACTICAL PROJECT STEPS

### PART 13—PHASE SHIFT CIRCUITS

**T**HERE is more to a top cut filter than an attenuation factor, as described last month. Apart from the potential divider effect of the resistor and total circuit impedance on the input voltage, the circuit introduces what is called **Phase delay**. This means that when a sine wave signal is applied to the input we will see an attenuated sine-wave at the output but the peaks and troughs of the wave will not occur at the same instances of time. To confuse the issue, the time discrepancy between input and output depends on the frequency of the signal we apply. This is not an easy feature to demonstrate without an oscilloscope but we hope the following experiment, coupled with a bit of thought, might clarify the situation a little.

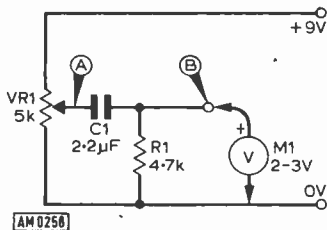


Fig. 90: Experiment to show phase shift in a top cut filter.

In Fig. 90 we shall simulate an AC input signal by moving the wiper of VR1. Because we are limited to slow movements (low frequencies) we shall have to use a suitable high value capacitor for C1 so that useful signals can be measured on the meter M1. This meter must be sensitive, 20,000 ohms per volt, and switched to a low DC voltage range, about 2 or 3 volts. The voltage at "A" will be set by the potentiometer and can be anything in the range of 0 to +9V. We can, with a bit of manual dexterity, make this voltage follow a near sinusoidal pattern; to do this, start with the wiper at minimum voltage and rotate it, slowly at first, reaching a maximum speed of rotation at the half way point, then start to slow down gently until you reach the top end of its track. You should aim to slow down progressively, so that you don't suddenly stop when you reach the top. Having reached the top, peak positive voltage, immediately start turning the knob the other way, slowly at first, speeding up to the halfway point and

then slowing down as you reach the bottom end, again without an abrupt stop. This needs a bit of practice but it is not as difficult as it might at first appear. If you manage to do this satisfactorily the voltage at the wiper should approximate to a sine wave and if repeated over and over again should produce a waveform something like that shown in Fig. 91.

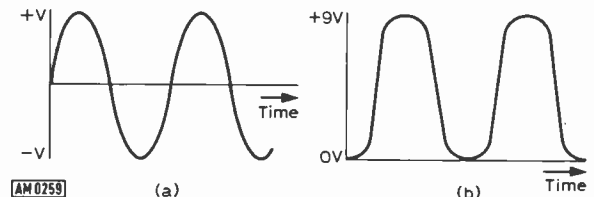


Fig. 91: (a) Ideal sine wave oscillating about zero volts. (b) Approximate waveform from Fig. 90, oscillating between zero and +9V.

The thing to do now is to monitor the voltage at point "B" on the circuit as you go through the "sine wave" cycle. Initially make the cycle stretch over about two seconds and watch the meter stretch closely. During the slow portion of the rising waveform the meter will read virtually nothing but as you speed up at the halfway point the meter voltage will rise. As you pass the halfway point and slow up towards maximum you should see that the meter voltage

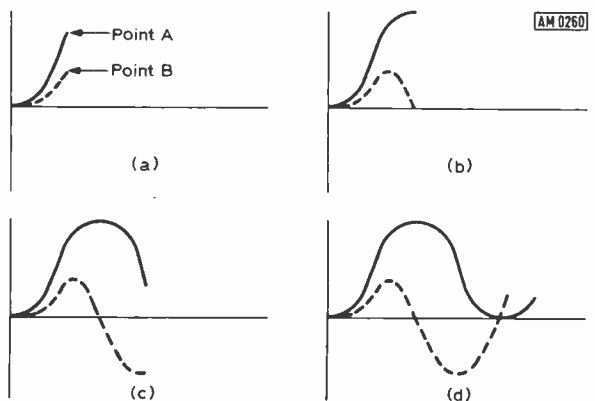


Fig. 92: Progressive construction of waveform obtained in Fig. 91 (b).

starts to fall back to zero and reaches zero just as you reach maximum voltage. The voltage you see on the meter should be proportional to the rate at which the input signal was changing. If you had an oscilloscope the output voltage would trace out the line shown in the progressives of Fig. 92.

When you turn the potentiometer in the opposite direction, describing the negative half of the input sine wave, the meter will try and read backwards so reverse its leads and you will find that a similar effect is produced in a negative direction. If you repeat this cycle many times you can imagine that the voltage at point B has the same sinusoidal shape as that at A but it is reduced in amplitude (attenuation by top cut filter action) and it reaches a positive peak as the input voltage is going through the centre part, the fast moving part, of its positive going swing. The voltage at B is zero when A is peak positive, maximum negative when A is moving in a negative direction and zero again when A is at its peak negative, zero volts, level. The final trace in Fig. 92 clearly shows that the voltages at B are out of step with those at A by a quarter of a wavelength.

Because a complete wavelength of a sinewave is a cyclic event we sometimes say it corresponds to a  $360^\circ$  cycle hence we can say a quarter of a wavelength is  $90^\circ$ . Using this nomenclature we can say there is a  $90^\circ$  phase shift between the input and output signals for this circuit, at the low frequencies we are considering.

If you had a signal generator instead of a potentiometer as an input signal and a double-beam oscilloscope monitoring the voltages at A and B you would see this more clearly. You would also see that if the frequency of the input signal were increased the amplitude of the output would increase but the phase shift would also start to reduce. As the input signal frequency becomes very high the phase difference approaches zero and the output becomes an almost exact replica of the input, both in phase and amplitude.

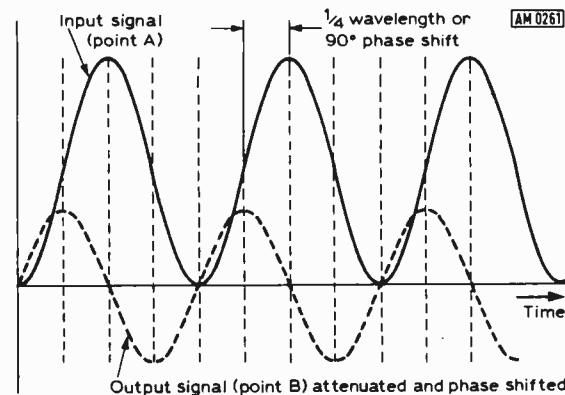


Fig. 93: Curves showing  $90^\circ$  phase shift of LF signal through top cut filter.

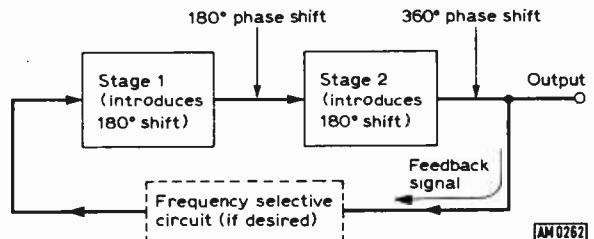
We can thus say for a top cut filter:—

1. At very low frequencies we get  $90^\circ$  phase shift and heavy attenuation, Fig. 93.
2. At very high frequencies we get no phase shift and little attenuation.
3. At intermediate frequencies we get a graded scale of phase shift (between  $0^\circ$  and  $90^\circ$ ) and graded attenuation, depending on the frequency we choose, and, of course, on the values of the components in the filter.

This phase shift effect can be put to good service in certain types of oscillators. To obtain oscillation all we need is an amplifier with frequency selective positive feedback. This means that we have to take the output of the amplifier and at a certain frequency feed it back to the input with a phase relationship that enhances the output.

We have seen several examples of the opposite effect in amplifier stages, previously described in this series. Negative feedback was achieved by feeding the signal from the collector of a transistor back to its base. A single transistor stage, in grounded emitter configuration, has  $180^\circ$  phase shift between its input and output, when the input moves positive the output moves negative and vice versa. To get positive feedback we must arrange to feed back a signal that is in phase (i.e. having zero or  $360^\circ$  or any multiple of  $360^\circ$  phase shift).

One simple way of doing this is to use two transistor stages, one cascaded into the next. The output of the second stage will be  $360^\circ$  out of phase with the input to the first and this is equivalent to there being no overall phase shift. If we feed the output signal back to the input the circuit will oscillate at a frequency set by any frequency dependent components, capacitors or inductors, that form part of the loop, from input to output and back to the input again. If there are no such frequency sensitive devices and the amplifier is DC coupled then the oscillator becomes locked in one or two possible states (it tries to oscillate at zero frequency!!). This circuit is, in effect a bistable which has been described in a previous part.



This block diagram shows concept of an oscillator, producing zero phase shift, gain and frequency selective feedback.

For regenerative feedback to occur, a pre-requisite for oscillation, it is necessary for the gain of the amplifier to equal or exceed any signal losses in the feedback path. Positive feedback alone is not sufficient. We can turn the two transistor stage into a free running oscillator as shown in Fig. 94. The capacitors determine the frequency and, if looked at from a different view point, this circuit is very similar to a free running (astable) multivibrator. Changing the value of the capacitor in the feedback loop changes the frequency of oscillation; you can try this and, with the values given, the frequencies should be in the mid-audio range. Layout shown in Fig. 95.

If we accept that we can get  $90^\circ$  phase shift from a simple RC filter it might seem that two such filters cascaded into one another Fig. 96(a) would give us  $180^\circ$  phase shift. This would be true of signals of zero frequency but, apart from zero frequency being a rather impracticable concept when dealing with oscillators, the attenuation would be infinite and no measurable signal would be seen at the output. If, however, we extend the logic a little and consider three such filters connected together (Fig. 96(b)) there will be a specific frequency that undergoes  $60^\circ$



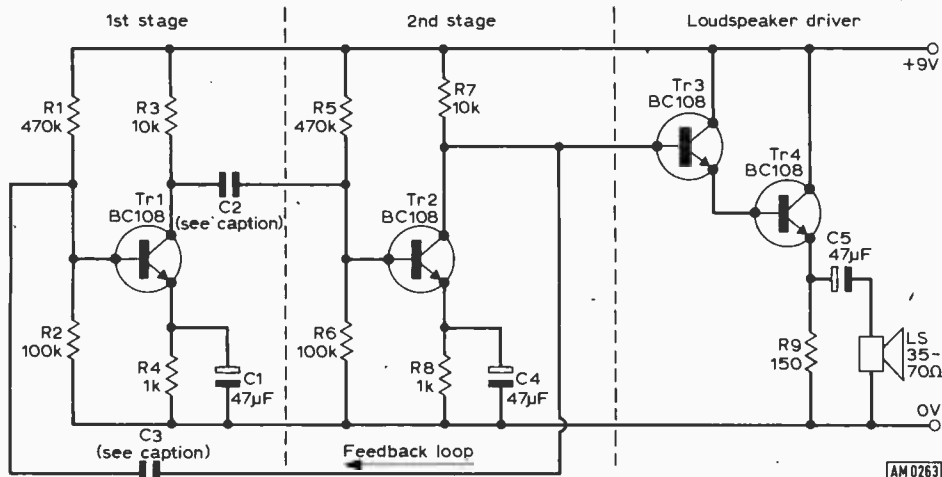


Fig. 94: Two stage amplifier converted to an oscillator, frequency being determined mainly by C2 and C3.

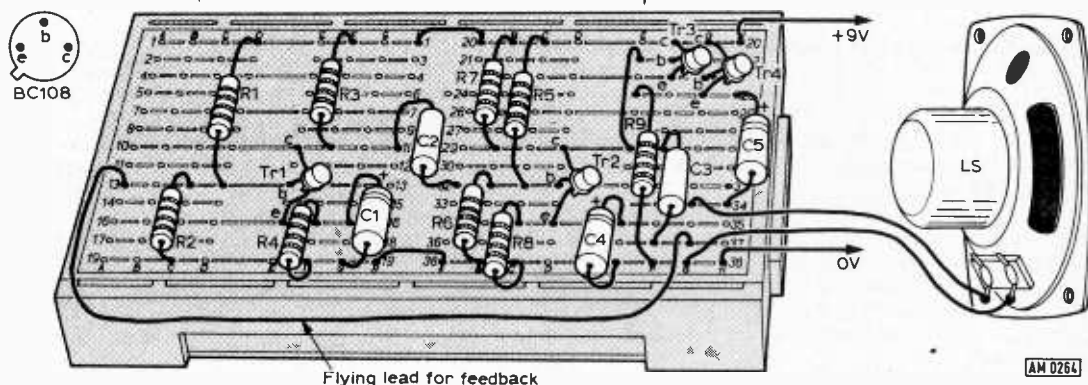


Fig. 95: Layout for Fig. 94. Try values of 1000pF to 0.47µF for C2 and C3 in any combination.

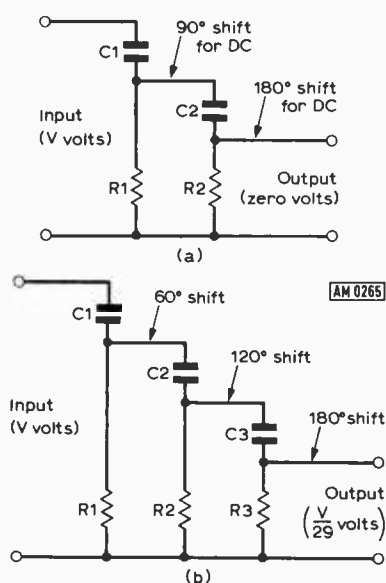


Fig. 96: (a) Two stages cascaded as shown will give theoretical 180° phase shift at zero frequency. (b) With three stages each stage will give 60° shift at a certain frequency giving 180° shift overall.

phase shift through each of the three stages. Three lots of 60° shift give 180° shift overall but this time we are no longer dealing with zero frequency; it will be a finite frequency and although there will be considerable attenuation it will certainly not be infinite and we can guarantee at least some measurable signal at the output for this particular frequency.

It can be shown that if each of the resistors in the three stage filter have values R (in ohms) and the capacitors are of equal value C (in farads) the frequency that is subjected to 180° phase shift is given by:—

$$f = \frac{1}{2.7CR\sqrt{6}}$$

Because of the inter-relationships of impedance, reactance and frequency the attenuation for this circuit at this particular frequency is always a factor of 29.

We can now conceive using this network to replace the second transistor in our experimental circuit, to give 180° phase shift instead of the second transistor and simultaneously determine the frequency at which this phase shift occurs. By using this network in the feedback path of a single transistor stage we should be able to get regenerative feedback at a predetermined frequency provided that the voltage gain of

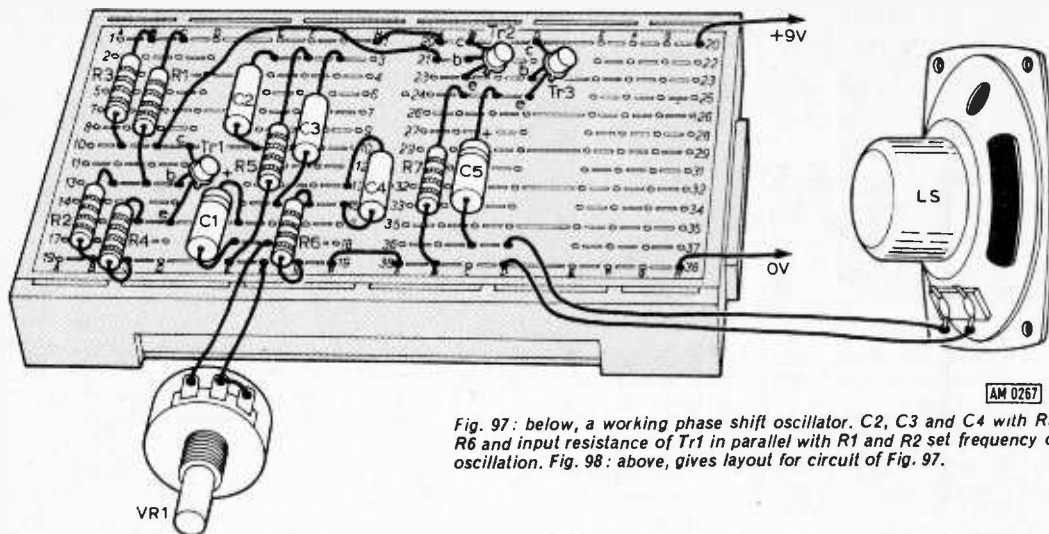
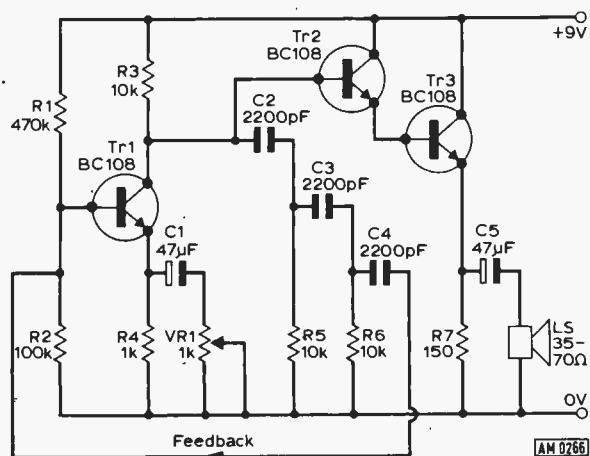


Fig. 97: below, a working phase shift oscillator. C2, C3 and C4 with R5, R6 and input resistance of Tr1 in parallel with R1 and R2 set frequency of oscillation. Fig. 98: above, gives layout for circuit of Fig. 97.



the single transistor stage exceeds 29. Ideally the gain of the amplifier should be greater than, but as near to 29 as possible, otherwise clipping will occur and providing the gain is just right the oscillator will produce a very pure sinusoidal output waveform. VR1 introduces a controllable amount of negative feedback and thus sets the gain of the amplifier, Fig. 97. Start with this set to maximum resistance and no oscillations will be heard in the loudspeaker; as it is reduced in value a pure note will be heard and reducing its value to zero will provide zero negative feedback, maximum gain, and some distortion might be heard in the loudspeaker as clipping starts to occur. The latter effect will depend on the transistor latent gain. Layout is given in Fig. 98.

This is a very useful and simply made oscillator for audio and sub-audio frequencies and is sometimes used for generating low frequency vibrato signals in electronic organs as it has a comparatively pure signal content. The only problems are that the gain of the amplifier needs setting carefully for optimum performance and that it is rather difficult to change its frequency of operation with a variable control. Small changes in frequency can be provided by varying the value of one or two of the resistors in the feedback loop by small amounts. The best way of setting the frequency to a predetermined value is

to leave the resistors fixed and substitute different sets of capacitors in the feedback circuit.

Phase shift has many other useful applications in electronics and it can be obtained in other ways. Under some circumstances it can be detrimental and is sometimes encountered unexpectedly in audio amplifiers giving rise to undesirable spurious oscillations.

**Next month: Some more applications of positive feedback.**

**P.W. SANDOWN**—continued from page 735

IC201 measured for various signal strengths for a typical tuner. This information may be used to calibrate the signal strength meter if required, although quite wide variations can be expected between tuners.

With the muting or squelch switched off there is considerable inter-station noise and the usual distorted output as the signal enters the edge of the tuner passband. With the squelch in operation the background should be silent until a noise-free signal is received. It should normally be left on unless a weak signal is being received.

TABLE 3 Filter centre frequencies		TABLE 4 Signal strength meter indication	
Colour code	Centre frequency (MHz)	Voltage at Pin 13, IC201 (v)	Approx. signal level at aerial socket
Orange	10.625	0.15-0.3	0
Yellow	10.665	0.4	1µV
Green	10.700	1.3	10µV
Blue	10.735	2.0	100µV
Violet	10.775	3.0	1mV
		4.6	10mV

The stereo defeat facility automatically inhibits the decoder when the signal falls below the level required for noise-free stereo. Alternatively the tuner can be held in the mono or the stereo mode independent of the signal level by moving the mode switch R203 to the appropriate position. ■

# PRODUCTION LINES

colin riches

## EKCO ZU540

Sound Project ZU540 from Ekco is a tuner-amplifier/turntable/Dolby cassette tape recorder unit.

The Dolby noise reduction system operates on both record and playback. The v.h.f. varicap tuner employs 4 push-button pre-selectors plus free tuning and a built-in stereo decoder with beacon indicator.

The transcription-type 2-speed record player uses a Philips GP400 magneto-dynamic cartridge with a 15 micron diamond stylus.

There is a facility for using chrome dioxide tapes on the recorder and there is an automatic level control with a manual override.

An electronic tape-end auto stop allows for automatic 'pop-up' disengagement of the cassette keys.

Output power is quoted as 20W per channel into 4Ω.

I have tried out this unit and found it to give excellent quality reproduction through the DX181 speakers which come with the system.

I cannot give full details of the impressive specification in the limited space I have here but please write to Pye Limited, P.O. Box 49, Cambridge if you would like further details.

## BANISH THE IRON!

Banish the soldering iron—that's what Radio and TV Components have done with their latest car radio kit.

All the electrical connections are made through colour-coded press-on tags and R and TV Ltd. claim that a complete novice can build it in under two hours.

The "Tourist TT" has five push-buttons which can be tuned to any pre-selected station. Four operate on m.w. and one on l.w.

This new radio kit developed from the firm's very successful and efficient "Tourist" radio, utilises an i.c. and a p.c. board allied to tested sub-assemblies. Constructing the kit is simply a matter of fixing the

various component assemblies to the chassis using the screws provided.

The kit features permeability tuning and long-wave coils to ensure good sensitivity and selectivity on both bands. The r.f. sensitivity at 1MHz is said to be better than 15μV and power output into a 3Ω speaker is claimed to be better than 4W.


Both the tuner and the i.f. module are pre-aligned and the kit is suitable for 12V positive or negative operation.

The kit comes complete with step-by-step assembly instructions and instructions for installing the radio into the car itself.

This excellent kit is available by post or direct from Radio and TV Components Ltd., 21 High Street, Acton, London, W.3. The price is £7 plus VAT. Postage and packing cost 55p.

Extras available are a speaker with baffle and fitting strips, at £1.65 (post and packing 23p) and a retractable, matched locking aerial for £1.37 (20p postage and packing).

We are publishing a Special Product Report on the "Tourist TT" car radio on page 704 of this issue of Practical Wireless.



## COMDEL SPEECH PROCESSOR

The Comdel CSP 11 is a communication aid designed for any system using a microphone for voice transmission. Its prime feature is the achievement of peak limiting without distortion which is the very undesirable by-product of conventional speech clippers. Therefore the average or 'talk power' gain obtained is more effective.

Features of the CSP 11 are: instantaneous limiting action; no appreciable distortion; talk power gain greater than 10dB; optimum frequency response for voice; installs in microphone lead; all silicon solid-state circuitry. The unit costs £55 (including VAT and postage and is available from Interface International, 29 Market Street, Crewkerne, Somerset.



# Henry's

**CASH & CARRY  
PRICES**  
For CALLERS or BY POST

G.B. Carr/Pack 15p per item.

Ref. No.	Description	Price
1	D1203 Telephone Amplifier—Suction	£4.95
2	D1201 Telephone Amplifier—Cradle	£7.50
3	T1206 2 Station Intercomm	£4.95
4	T1306 3 Station Intercomm	£9.95
5	T1406 4 Station Intercomm	£12.50
6	TA1A 2 Station Telephones Intercomm	£13.50
7	WL2 2 Station Wireless Intercomm	£18.20
8	DP303 Door Phone Intercomm	£7.00
9	PK3 ETCH your own printed circuits	£2.25
10	EA41 Reverberation amplifier	£11.75
11	US50 Ultrasonic switch	£12.75
12	XP4002 Photoelectric alarm system	£13.50
13	Solid state tachometer	£11.30
14	Power dash transistor assisted ignition	£13.50
15	Car auto lock	£2.75
16	4 amp 6-12 volt battery charger	£4.85
17	FF21 Car radio/tape quad adaptor	£4.68
18	Fully disappearing car aerial	£2.00
19	Electric disappearing car aerial	£7.80
20	ET (FI009) Morse Code Key/Buzzer	£1.70
21	VH105 aircraft band converter	£4.50
22	LN300 50K Disco mic.	£12.95
23	DF50B 50K Communications mic.	£5.75
24	Car lighter plug 12v voltage adaptors 300mA (state 6/7/9 volt)	£1.95 ea.
25	STC time delay module	£1.50
26	Traveline 931A photo electric unit (with data)	£3.50
27	3 ch. 3 x 500 watt sound to light	£21.50
28	3 ch. 3 x 1000 watt sound to light plus override	£41.25
29	150 w. light display projector with wheel	£23.50
30	MM1 (B2005) 4 channel 9 volt mixer	£4.20
31	MX100 deluxe 4 channel mixer	£6.78
32	H67 (G1320) Stereo headphone amplifier	£10.50
33	MP12 6-CH. Slider control mixer	£27.95
34	RE 208 stereo phone adaptor	£2.25
35	MD802 stereo phones	£2.20
36	CIS200 stereo phones	£2.75
37	CIS 250 stereo phones	£6.50
38	G1301 and G1305 stereo phone controls	£2.95
39	Car stereo speakers in pods. Special offer.	£2.95 pr. £0.60
40	Crystal lapel microphone	£1.00
41	E1052 car speakers front/rear fadar	£1.76
42	Bib Groove Clean (Ref. No. 42)	£2.20
43	Bib Record care kit (Ref. No. 43)	£1.96
44	Bib cassette recorder care kit (Ref. No. 26A)	£1.96
45	Bib cassette Tape splicing kit (Ref. No. 24)	£1.64
46	BASF reel-reel Hobby Box	£2.40
47	2000 OHM Headphones	£1.55
48	4000 OHM Headphones	£1.55
49	Cassette Recorder Mic. (2 1/2 x 3 1/2mm Plug)	£1.85
50	420 ES Microscope	£5.70
51	UP050 Low cost 9 volt eliminator	£2.25
52	RE 527K Tape Head Demagnetiser	£1.70
53	Cambridge pocket calculator	£16.95
54	BC808 % Pocket calculator	£21.95
55	BC817 Memory pocket calculator	£28.95
56	BCM 850 % and memory calculator	£33.25
57	Sinclair scientific calculator	£26.95
57A	Sinclair Cambridge Memory calculator	£32.50
58	Antex soldering iron kit (SK1)	£3.30
59	Bib record care kit (Ref. No. 59)	£1.17
60	5pc Chassis punch kits	£5.50
61	Longs desoldering tool	£5.50
62	1 amp in line mains suppressors	£2.50
63	BS52 (E1013) 7 way stereo speaker switch	£2.20
64	Weller B200D-PK expert gun kit	£6.20
65	'S' Dec breadboard	£1.98
66	'2' Dec breadboard	£4.29
67	'4' Dec breadboard	£7.50
68	'T' Dec breadboard	£3.65
69	Instant head soldering gun	£2.30
70	40 watt soldering iron	£1.90

## AMTRON KITS



310	Radio control 23
300	4-channel R/C trans £6.61
345	Superhet R/C receiver £6.61
65	Simple transistor tester £1.66
115	8watt amplifier £4.50
120	12watt amp £4.73
125	Stereo control unit £6.61
127	Noise reduction unit £9.55
157	Private TV loop Trans. £4.95
130	Mono control unit £4.16
605	Power Supply for 115 £5.31
610	Power supply for 120 £5.31

**Ceramic Filters**  
Miniature 10.7 MHz filters 40p pair.  
**IC IF Unit**  
CA3089 10.7 MHz/IC £2.94  
Sinclair 6 w. IC IC12 with data and PC board £2.10  
Radio IC Chip ZN414 Radio IC with circuit £1.20  
**Stereo Cassette Tape Head Replacement** for most recorders £2.20  
**Strobe Tubes**  
ZFT8A (similar to 4A) £4.00  
ZFT12A £5.00  
7 segment indicators 3015F with data £1.70 ea  
**Spring delay units**  
HR42 9" twin spring £3.30  
pp 20p HR16" twin spring £6.95 pp 25p  
**IC Clock**  
MM 5314 single chip clock with CCT £9.00  
**Ultrasonic transducers** with data/circuits £5.90 pr



## ELECTRONIC COMPONENTS

(Post/Packing 15p per 1-6 items GB unless stated)

**Fibre optics**  
0.01" diam. mono filament £5.50 per 100 metres  
0.13" diam. 64 fibres £1 per metre  
15m diam mares tails £10.50 each  
**Radio Control XTALS**  
Matched pair for 465 KHZ IF £2.00 pr. for all supernet trans. RX's  
**Handsets**  
Lightweight telephone handsets brand new complete with diagrams for intercomms £3.00 pr.  
**MARROT TAPE HEADS**  
'17' High Impedance £2.50  
'18' Med. Impedance £3.50  
'36' Med. Impedance £5.00  
'63' 2 track mono. High Imp. £1.75  
Erase Heads for '17' '18' and '36' 75p  
'43' Erase Head for '63' 75p  
Stereo Cassette Head £1.20  
Bogen UL290 Erase £1.50  
(Post, etc. 15p any quantity)

## QUALITY CASSETTE TAPES

"Living Sound" made specially for Henry's by EMI Tapes Ltd.  
5 screw type with library case Post paid (GB)  
C60 3 for £1.10 6 for £2.00 10 for £3.15 25 for £7.50  
C90 £1.47 £2.85 £4.65 £11.37  
C120 £1.83 £3.54 £5.60 £14.00



## SPECIAL OFFER CASSETTE STORAGE

Rotating unit up to 32 cassettes stackable £3.60 pp 15p  
Car unit with bracket for 10 cassettes £2.80 pp 10p

## ELECTRONIC COMPONENTS & EQUIPMENT

(Please enclose large SAE with all enquiries)

More selection — bigger stocks of electronic components and equipment for supply purpose. Let us quote for your requirements (with all enquiries)

## BUILD IT YOURSELF

MW/LW Portable radio £7.98 pp 32p  
MW/LW Radio tuner £5.25 pp 20p  
9 volt regulated power supply £2.15 pp 15p  
15 watt inverter £5.20 pp 30p  
40 watt inverter £6.80 pp 40p  
Sinclair micromatic radio £7.50  
£2.25 pp 15p  
Sinclair Cambridge Calculator £13.84 post paid

## MULTI-KITS

Ready to use and use again. Educational and practical. All transistor circuits with full handbooks.  
10 in 1, 10 projects £5.95 Post 20p  
50 in 1, 50 projects £13.95 Post 25p  
150 in 1, 150 projects £21.50 Post 30p  
Radionic X 20, 20 (Elec.) Projects £4.95 Post 20p  
Radionic X 40 40 (Radio) Projects £9.45 Post 20p

615	Power supply for 2 x 120 £6.64
230	AM/FM aerial amplifier £3.29
240	Auto packing light £6.90
275	Mic. preamp £6.98
525C	120-160 MHz VHF tuner £11.31
570S	LF generator 10Hz-1mHz £21.45
575S	5w. wave generator 20Hz-20Khz £19.77
590	SWR meter £9.47
630	STAB Power supply 6-12v 0.25-0.1A £9.24
690	DC motor speed Gov. £3.31
700	Electronic Chaffinch £7.92
707	Windscreener wiper timer £7.97
760	Automatic switch £12.57
780	Metal Detector (electronics only) £10.91

715	Capacitive Burglar alarm £7.92
835	Guitar preamp. £4.99
840	Delay car alarm £6.99
875	CAP. Discharge ignition for car engine (-Ve Earth) £13.19
80	Scope Calibrator £2.65
255	Level indicator £6.98
525	120-160MHz VHF timer £11.31
715	Photo cell switch £8.97
795	Electronic continuity tester £4.97
860	Photo timer £15.51
235	Acoustic Alarm for driver £8.61
465	Quartz XTAL checker £9.90
220	Signal injector £2.65
390	VOX £13.62
432	Testkit £21.83
670	Buffet Battery Charger £7.59

FREE NEW '74/75 SEMI-CONDUCTOR AND VALVE LISTS Ref No. 36 on request

## TEST EQUIPMENT MULTI-METERS




(carr./packing 35p)  
U4324, 20k/V with case £9.25  
U435, 20k/V with steel case £8.75  
U4313, 20k/V with steel case £12.50  
U4317, 20k/V with case £16.50  
U4304, 33k/V + transistor tester steel case £10.50  
U4323, 20k/V plus 1KHZ OSC with case £7.70  
ITL-2, 20k/V slim type £5.95  
THL33D (L33DX) 2k/V Robust TP55N, 20k/V (Case £2.00) £8.25  
TP105 2k/V £6.25  
TW205 20k/V £10.00  
TW50K 50k/V £11.25  
EP10KN 10k/V £9.95  
AF105 50k/V Deluxe (case £1.90) £25.50  
S100TR 100k/V Plus trans. tester £22.50

## General Test Equipment

(f carr./pack 50p. \*c/p 30p unless stated)  
**New Revolutionary SuperTester 680R**  
680R Multi-tester £11.50  
**Accessories**  
Transistor tester £18.00  
Electronic volt. £18.00  
Amplclamp £11.95  
Temp. probe £11.95  
Gauss meter £11.95  
Signal injector £5.95  
Phase Sequence £5.95  
EHT Probe £5.95  
Shunts 25/50/10A £4.50  
J1310 IMA Stripchart recorder £44.00  
TE40 AC Multi voltmeter £19.75  
TE15 Grid dip meter 440KHZ-28MHz £19.95  
TE65 28 Range valve voltmeter £22.50  
TK20D RF Generator 120-KHZ 500MHZ £18.95  
TK22D AF Gen 20HZ-200KHZ £19.95  
\*HM350 In circuit transistor tester £19.50  
\*C3025 Deluxe meter 1-300 MHz £6.95  
\*TT145 Compact transistor tester £14.75  
\*G3-36 R/C osc. 20HZ-200 KHZ £19.75  
\*C3042 SWR Meter £5.75  
\*SE350A Deluxe signal tracer £12.95  
\*SE400 Mini-lab all in one tester £15.50  
C1-5 Scope 500,000 KHZ (carr. £1) £43.00  
\*C3045 5 CH F/A meter 1-300 MHz £5.75  
Resistance sub box Post. etc. £2.40  
Capacitor 20p £2.10  
2 amp var. transformers (carr. £1) £6.55  
Radio activity counter 0-10 (carr. £1) £7.00

Mains unit for above (carr. 50p) £3.75  
**PA-DISCO-LIGHTING Equipment**



Without doubt UK's best range of modular and complete equipment. Lighting, mixing, microphones, accessories, speakers, amplifiers, lenses, etc., etc FREE stock lists (Ref. No. 18) on request CALL IN AND SEE FOR YOURSELF AT HENRY'S DISCO CENTRE 309 EDGWARE ROAD 01-723 6963.

8% TO BE ADDED TO ALL ORDERS (Export VAT FREE) FOR MORE ELECTRONICS SEE BACK PAGE


# Henry's RADIO

EDGWARE ROAD, W2

Electronic Centres  
404-406 Electronic Components & Equipment 01-402 8381  
309 PA-Disco-Lighting High Power Sound 01-723 6963  
303 Special offers and bargains store  
All mail to 303 Edgware Road, London W2 1BW  
Prices correct at time of preparation. Subject to change without notice. E. & O. E.  
Hi Fi and Electronics Centres Open 9 am - 6 pm

# A 2 WATT AUDIO IC Amplifier

R.A.PENFOLD



**I**N the medium power range there is now a wide variety of i.c. audio amplifiers available, with power outputs ranging from 1 to 6 watts r.m.s. As with the majority of semiconductor devices, the prices of these have dropped in recent years and most now represent very good value for money.

This article describes an amplifier based on such an i.c., the Motorola MFC9020, which gives a maximum output power of 2W r.m.s. into a 15Ω load. A peak power of about 4W is available. In the configuration used here the device has a typical distortion level of approximately 0.5% at full output at 1kHz, with an input sensitivity of 250mV r.m.s.

The prototype was made for use as a tape recorder monitor amplifier, but as the input impedance is high it is also suitable for use in simple record playing equipment in conjunction with a crystal or ceramic cartridge. With the addition of a suitable preamplifier it would of course be suitable for many other applications.

The unit has built-in volume and simple tone controls. A circuit of a simple mains power unit for the amplifier is provided.

A diagram of the internal circuit of the MFC9020 is shown in Fig. 1. Basically this is divided into two sections. The first four transistors form a differential amplifier while the other five form a fairly conventional complementary class B output stage.

Operation of the differential amplifier is quite simple. For high gain and input impedance this uses two darlington pairs. The first is used in the emitter follower mode, and the output of this stage is developed across the emitter resistor. The second darlington pair operates as a grounded base amplifier to the signals appearing across the emitter resistor. No voltage amplification is provided by the emitter follower stage which provides the circuit with a high input impedance and has a low enough output impedance to drive the grounded base stage. The grounded base stage does provide a degree of voltage amplification.

Neither an emitter follower, nor a grounded base stage provides any phase change to the signal, and so the input to pin 7 is in phase with the output at pin 5. There is a second input to the circuit at pin 8. For an input at pin 8 the second darlington pair will operate as a common emitter amplifier, with the amplified and inverted output appearing at pin 5. Thus pin 7 is a non-inverting input and pin 8 is an inverting input.

## OUTPUT STAGE

This is quite conventional, the only unusual feature being that two transistors are used in the upper section, and three in the lower, rather than the more usual two in each section. The two silicon diodes connected across the two inputs to the two sections of the output stage operate as low voltage zeners, and provide a suitable bias for the output transistors to reduce cross-over distortion to an unnoticeable level. The diodes also provide temperature stabilisation of the output stage.

Under normal operating conditions the output stage is biased to give about half the supply potential at the output (pin 3). The two upper transistors operate as another darlington pair in the emitter follower mode, providing current amplification to positive-going half cycles. The lower three transistors consist of another darlington pair, this time in the common emitter configuration, driven by a pnp common emitter amplifier. There is 100% negative feedback between pin 3 and the emitter of

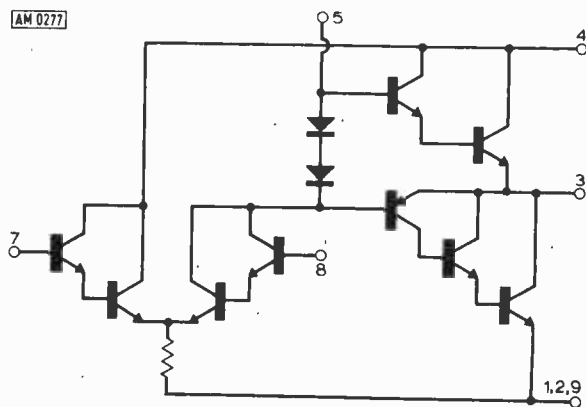


Fig. 1: Internal circuit of the MFC9020.



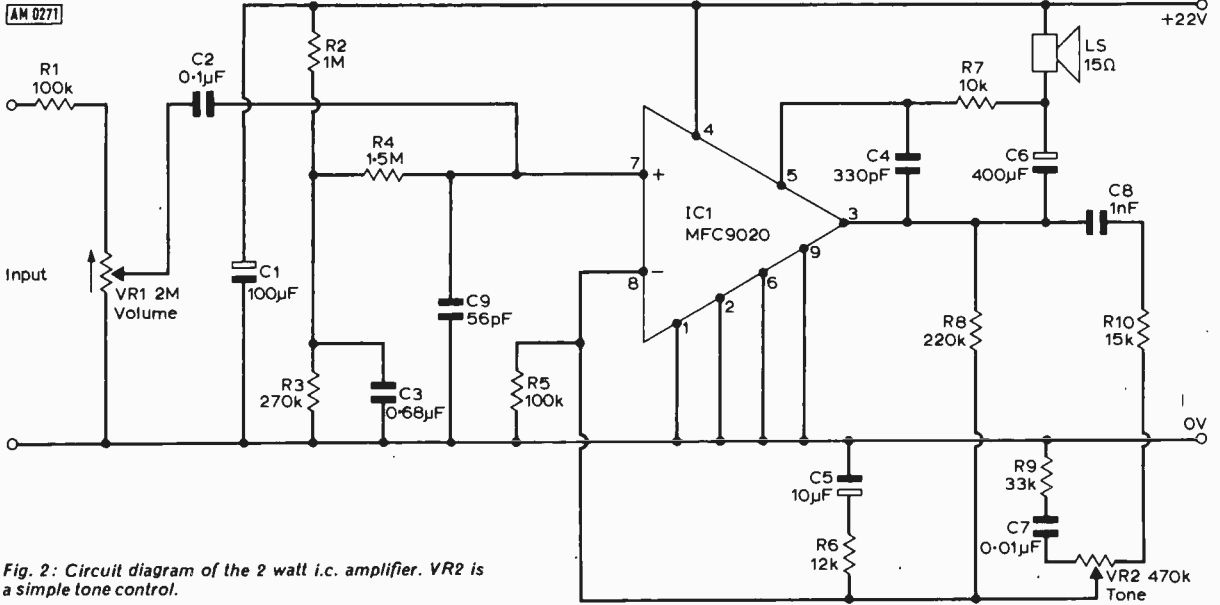


Fig. 2: Circuit diagram of the 2 watt i.c. amplifier. VR2 is a simple tone control.

the first of these three transistors, and this forms what is termed a compound amplifier. Like an emitter follower, a compound amplifier provides no voltage gain, but has a high current gain. It also has the input and output signals in phase. These three transistors amplify negative-going half cycles. Due to the high current amplification of the output stage, the output at pin 3 is at a very low impedance, and can directly drive the loudspeaker via a d.c. blocking capacitor.

## AMPLIFIER CIRCUIT

A circuit diagram of a practical amplifier using the MFC9020 is shown in Fig. 2. The input is taken via R1 to the volume control, VR1. C2 couples the signal from here to the non-inverting input of the i.c. This input is biased via R4 from a potential divider across the supply, R2-R3. C1 and C3 are decoupling capacitors.

The inverting input is biased from the output of the i.c. by the potential divider, R5-R8. This introduces negative feedback and helps to give a stable biasing arrangement, though it seriously reduces the sensitivity of the circuit. C5 and R6 are therefore used to decouple some of the a.c. feedback and so provide increased sensitivity.

A simple treble boost and cut tone control is provided in the feedback network. This consists of VR2, C7, C8, R9, and R10. With the slider of VR2 towards the right, R10 and C8 are in effect shunting R8. The impedance of R10-C8 is frequency dependent, and reduces as frequency increases. The negative feedback in the circuit will therefore increase with frequency, causing the response of the amplifier to drop at high frequencies. With VR2 in this position the circuit is given top cut.

With the slider of VR2 at the other end of the track, C8 and R10 are in effect cut out of circuit due to the high value of VR2. However, R9 and C7 are now shunted across R6 and C5. Again, the impedance of these will be frequency dependent, but as they are connected across the other section of the potential

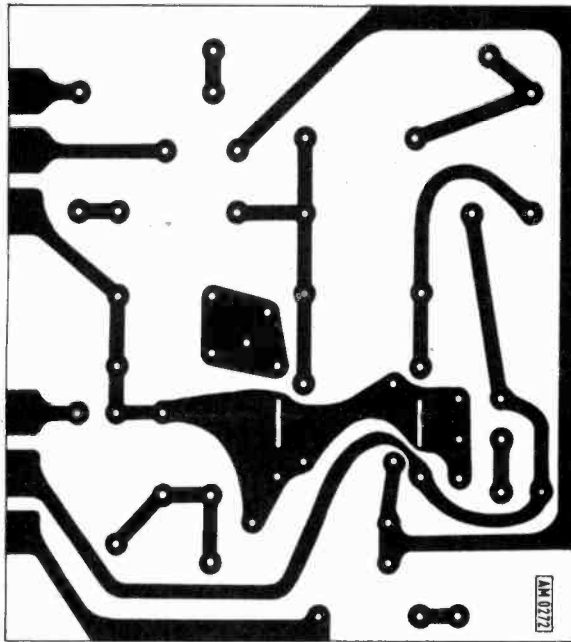
divider, the feedback will be increased as frequency increases. This gives treble boost. R9 and R10 are required to limit the effect of VR2 to a certain extent, in the interest of good stability.

Capacitors C4 and C9 are required for good stability. C6 couples the output to the loudspeaker. R7, which is the load resistor for the differential amplifier, is connected to the positive supply via the L.S. so as to give bootstrapping to the circuit.

The input impedance of the amplifier varies with the setting of VR1, but is about 2.1MΩ at minimum sensitivity, reducing to about 700kΩ at maximum sensitivity.

## ★ components list

AMPLIFIER			
<b>Resistors, ½ watt, 5%.</b>			
R1	100kΩ	R6	12kΩ
R2	1MΩ	R7	10kΩ
R3	270kΩ	R8	220kΩ
R4	1.5 MΩ	R9	33kΩ
R5	100kΩ	R10	15kΩ
VR1	2 MΩ log.	VR2	470kΩ lin.
<b>Capacitors</b>			
C1	100µF 25v	C5	10µF. 10V
C2	0.1µF	C6	400µF. 25V
C3	0.68µF	C7	0.01µF
C4	330pF polyester	C8	0.001µF polyester
		C9	56pF polyester
<b>Miscellaneous</b>			
Motorola MFC9020 (available from SCS Components); Materials for p.c.b., 15Ω loudspeaker, rated at 2 Watts r.m.s. or more; Wire, solder, etc.,			
<b>POWER SUPPLY</b>			
R11	390Ω, ½W, ±10%.	C9	1000µF 50V
C10	500µF 25V	Tr1	MJE340
D1-D2	1N4001	D3	22V, 1W zener.
T1	Mains transformer 20-0-20V 250 mA secondary.	S1	d.p.s.t.
F1	250mA.		



## CONSTRUCTION

A printed circuit board measuring  $3\frac{1}{4} \times 3$  in. is used and this carries all the components except the loudspeaker. Fig. 3 shows the pattern of the copper side of the p.c.b., and also the drilling points. Fig. 4 shows the component layout on the board.

The integrated circuit requires two  $\frac{1}{4}$  in. long slots in the p.c.b. into which its heat tabs fit. These are cut using a coping saw or a fret saw. Although potentiometers with pins which fit into p.c.b. mounting holes are manufactured, these would not seem to be widely available to the amateur, and this p.c.b. has therefore been designed to accept ordinary potentiometers with tag connections. The tags are taken under the edge of the p.c.b., and soldered to the copper backing.

## POWER SUPPLY

The amplifier requires a supply of approximately 20-22V. As the i.c. has a maximum supply voltage rating of 24 volts, it would be difficult to find a suitable unregulated power supply circuit considering that the amplifier has a class B output stage. This is because the supply should not rise to more than 24V under quiescent conditions, with a current con-

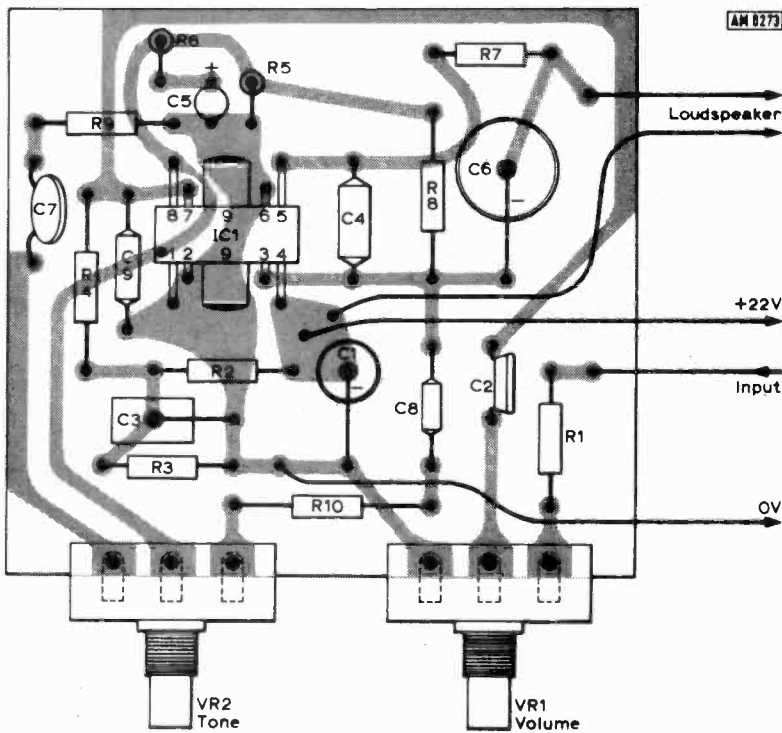
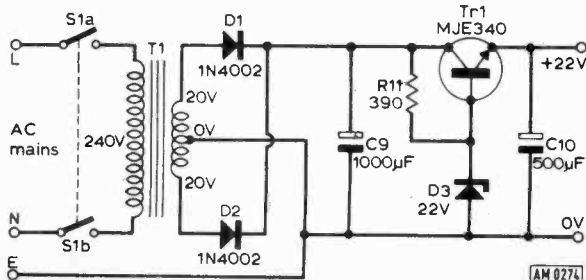


Fig. 3: above, shows the PCB layout actual size. Note that this is turned through  $90^\circ$  compared with Fig. 4.

Fig. 4: left, shows the layout of components on the PCB. The tags of VR1 and VR2 are soldered to the underside of the board.


Fig. 5: below, is a circuit of a suitable stabilised mains power supply unit for the amplifier.



sumption of perhaps only 10mA, and yet maintain about 21 volts under full load conditions with the current consumption peaking as high as 500mA.

It is more practical to use a simple stabilised circuit as shown in Fig. 5. This is a fairly standard configuration, using a zener diode stabilisation circuit feeding an emitter follower. This uses few components, and can easily be constructed on a small tagstrip or connector block. The MJE340 can be mounted on a strip of aluminium which will act as a heat sink and can be bent to form a suitable mounting bracket for the component.

# GOING BACK...



COLIN RICHES

## Story of the P.S.U.

WHILE reading through one of my favourite vintage radio reference books, the BBC Year Book of 1930, I noticed a page devoted to telling listeners about power supplies for their receivers. It certainly was intended as a serious article then but these days one cannot help but smile when one reads about a BBC warning on making a direct connection between a receiver and the mains supply. So, below are a few pointers which listeners should have taken note of in the days 10 years or so before World War II.

"No receiver can give really good quality reproduction if the power supply to it is inadequate. Since broadcast receivers first came into use by the general public there has been a tendency to gradually increase the power supply to the last stage of amplification. Electric light supply mains provide a constant and convenient source of power for wireless re-

ceivers, but in no circumstances should the mains be connected direct to the receiver without the use of an intermediary mains-unit.

A year ago, the BBC drafted a pamphlet which describes the many ways in which electric light supplies can be utilised for wireless receivers. The publication of this pamphlet has been delayed owing to the fact that a number of bodies, such as the Institution of Electrical Engineers, the British Engineering Standards Association and the Radio Manufacturers' Association, are all interested in its contents and the BBC naturally is anxious to conform with their views and wishes. It will however be published as soon as possible.

The BBC wishes to take this opportunity to warn listeners most seriously against the direct connection of their receivers to supply mains, and also strongly recommends that no listener who is unacquainted with handling power and electric light circuits

should attempt the home construction of a mains-unit. It is a far more difficult matter to build a safe and satisfactory mains-unit than it is to build a valve receiver. Owing to the danger to life if a number of improperly designed and constructed mains-units come into use by the listening public, the Institution of Electrical Engineers, in collaboration with the other bodies concerned, has drawn up a set of regulations which governs the use of electric power supplies to wireless receivers. One set of regulations, by the I.E.E. has already been published but new and more detailed regulations are now under consideration. These new regulations, if agreed, will be written in formal technical language and it is thought that many listeners will not be able to follow them conveniently. It is therefore probable that in its mains-unit pamphlet, the BBC will print an explanation written in more simple terms.

In conclusion, listeners are reminded that they are likely to have some difficulty in the future with electricity supply contractors, fire insurance authorities and other similar bodies, if they are using a mains-driven receiver which does not conform with the agreed regulations."

I suppose it is a matter of familiarity breeding contempt since electronic enthusiasts have been successfully assembling mains operated equipment and power supply units for a very long time now without any serious losses among their numbers from electric shock!

These interesting photographs show some "mint" items of vintage radio equipment kindly provided by Mr. Ken H. Rann of Lancing, Sussex.

It's rather unusual to locate brand new components but new items in their original boxes are interesting items indeed!





## AMATEUR BANDS

by Eric Dowdeswell G4AR

**T**HIS month I am glad to be able to give a plug for the West of Scotland Amateur Radio Society. Publicity and QSL Manager Graham Bleakley reports a thriving membership of 80 and space for many more and promises a warm welcome for SWL's, young or old. In the past the club has concentrated more on the interests of the licenced amateur so it is very good to hear that the SWL is actually being welcomed! It is an unfortunate fact that many clubs catering for the licenced chap tend to spurn the SWL who goes along once, gets the cold shoulder and then decides to drop the idea of pursuing the hobby. The fact that the SWL of today is the licenced amateur of tomorrow seems to escape notice. The SWL is also only too pleased to be a general dogsbody around the club, taking on tasks that no-one else wants to do, especially on Field Day events. SWL's in the Glasgow area are invited along to 81 Virginia Street, Glasgow every Friday evening at 8pm to sample the Morse classes, junk sales, films, library and lectures etc. More details from Secretary K. Drinkwater at that address.

**Steve Blake** (Aylesbury) joined the flock with a report of 40m doings including a nice collection of ZL's on SSB. Hope Steve will favour me with some details of his gear in his next log. **Michael Crimes** (Exeter) has forsaken VHF now that he can really hear the DX on his shiny new Yaesu FR50B coupled to 132ft of wire via an ATU. Like several other reporters he is a little disgusted with the antics of the Italian boys especially when a rare call pops up.

**Michael Green** A8088 (Northwich, Cheshire) refutes any suggestion that the 4m band only comes alive in contests and submits a long list of G's heard in one evening on his home-made converter plus CR100 and 4-element beam at only 12ft. Regular **John Porter** (Baslow, Derbys) is glad to have left the classroom for an OND course at Chesterfield Tech. His Trio 9R59DS was not allowed to get cold, evidenced by the list of DX from 15 to 160m. **Andrew Darragh** (Wetherby, Yorks) sends his first log and promises more. Last reported in 1968 it seems, getting married in the interim, now 'back on the rails' and I should jolly well think so! A Geloso converter puts signals into an AR88 from a 12AVQ trapped vertical and nine radials per band!!! He must be located in the centre of the racecourse up there!

**Alan Rae** (Glasgow) found a few nice calls on 20m thoughtfully omitting the lists of W's that are not of much interest to anyone. **Tim Charles** (Colchester) in again with six pages of notes and calls gives the impression that he never goes to sleep! His long wires suffered in the gales but one would never think so! Interesting catch was F9LC on 7MHz with two watts of SSB and over S9 at that. I'm a bit put out to hear Alan had to look up ST2 in the prefix list since yours truly was ST2AR for 15 years! Incidentally, I've just had the very great pleasure of meeting ST2AS in London. I'm glad to say that I started him off as a SWL some years ago when he was a medical student and now he is Dr. Ibrahim, ophthalmic surgeon and the only active ST2 for some years past.

**Bernard Hughes** (Worcester) also stuck at 20m SSB which seems a pity with a lovely FR500SDX! The other bands are quite lively too, OM! Bernard keeps a record of the number of countries heard on each band and wonders if anyone is interested in seeing a totals table in this column from time to time? **Paul Barker** (Sunderland) is another of the sleepless brigade! Three pages of rare ones from 15 to 80m including several on SSTV but nothing exceptional this month, he says!

**Max France** (Warrington, Lancs) now has an RA1 but still prefers his old R107 for sorting out the DX on 80m. Back to school means less burning of the midnight oil however, so it looks as if 20m will be favourite for some time now, with a picture rail aerial. Ought to be good for SSTV!

### Log extracts

**Max France:**—80m PQ0NS PZ0CJ VS6DO ZL2CB 5Z4LW 6Y5BM 20m VP8NS XV5AB XW8GV.

**Paul Barker:**—15m CX2AAO (1700) 20m JW5DQ KH6IAG KL7MF KX6LP VS6FB ZD3U ZK1DJ 4W1GM 20m SSTV CT1TX 16RME KILEM LU4CN.

**Bernard Hughes:**—20m HK0BKX KM6DZ TR8VE YK1KAS 4W1GM.

**Tim Charles:**—80m ZL3NC ZJ4AU 40m CE5BMN YA2KL ZL1AUL ZL2ALR ZL3PW 20m HK4SAJ HK0BKX JY5UMC KC6BL TG5YD XZ1AB 2m DC3GEC DC4JHA.

**Alan Rae:**—20m CR3AX HK3CKW K3CI/OE K7RSC.

**John Porter:**—15m EA8JP PY8RW 20m CT3AT EA9FB FY7AU KV4AD TG9VN TR8SS ZB2CH 8R1CB T12AJF.

**Steve Blake:**—40m EA9AI HC0HM KZ5PW M1C SV1DO TU2DO VK7GK XE3U ZL3AR ZL4GN ZL4KS 8P6AG.

**Michael Crimes:**—20m CR4BS DUIXK ET3USE HZ1AB ST2AY VP1MT VP2DH 4W1GM.

**Andrew Duragh:**—15m CX2XC VQ9MC VU2DK ZP5NT 7P8AQ 20m AC3PT CR3ON DU2EF FC2CD HR2JAG JY9GR KC4AAC KG4AM ST2AY TA2QR VK9XX VP8HA VS5MC ZD7SD 8R1CB.

CW stations in bold, remainder SSB. Please note that logs should be in alphabetical order for every band.

## BROADCAST BANDS

### MEDIUM WAVE BROADCASTS

by Charles Molloy

**R**OY PATRICK reports again from Derby. With his Trio 9R59DS communications receiver he has logged Dakar, Senegal on 764kHz; Amman, Jordan on 800kHz; Rio de Janeiro, Brasil on 980kHz; Cluj, Romania on 1151kHz; Tripoli, Libya on 1250kHz; Conakry, Republic of Guinea on 1403kHz. Roy sends a mobile report of reception in North Wales. The receiver is a National RF 1400 portable connected to a car aerial and his daytime reception includes BBC Radio Merseyside on 1484kHz; BBC Radio Cumbria 1457kHz; Piccadilly Radio in Manchester on 1151kHz; Manx Radio, Isle of Man on 1295kHz (good signal) and 1594kHz (weak). After dark Tunis was heard on 962kHz and the Voice of Tangiers at 2000hrs in Arabic on 1232kHz.

**M. J. Clarke** (Warley) is a self confessed local radio enthusiast. Using a Philips RL210 portable receiver he has pulled-in BBC Local Radio outlets at Blackburn on 845kHz; Stoke on 1052kHz; Derby on 1115kHz and Birmingham on 1475kHz together with IBA Capital Radio on 557kHz and Birmingham on 1151kHz.

**Timothy James** (Southampton) has been tuning around the medium waves with his Fidelity RAD16. He reports hearing Capital Radio (London) on 557kHz; Radio Solent on 998kHz; Radio Medway on 1034kHz; Radio Sweden on 1178kHz and Radio

Brighton on 1484kHz.

**Peter Kirkbride** (Kenilworth, Warwickshire) still enjoys "scanning the medium waves" with his 20 year old Bush valve receiver. He mentions reception of AFN Frankfurt on 872kHz and Munich on 1106kHz; Radio Sweden on 1178kHz; Radio Tirana, Albania on 1394kHz. Peter asks if it is possible to pick up North America using this receiver. Provided that a good outdoor aerial is used it should be possible to hear a few of the stronger trans-atlantic signals when conditions are good for reception of this area. Try after 2330hrs GMT for CJON St John's, Newfoundland on 930kHz; CBA in Moncton, New Brunswick on 1070kHz and WNEW in New York City on 1130kHz.

**Mike Larvin** (Redcar, Cleveland) has a Pye 1403D and an ITT Weekend Automatic Radio. Both are portable receivers and although neither has a socket for an external aerial for the medium waveband and external aerial 25m long and 20ft high is pressed into use by means of the following ingenious device. "I use a 6 inch ferrite slab wound with 75 turns of 20-30 SWG wire one end of which is connected to a good earth and the other to the aerial". The slab is brought near the receiver until peak signals occur, coupling being by induction between the slab and the receiver's internal aerial. Mike's log includes WKBW Buffalo NY on 1520kHz at 0230hrs GMT; BBC Relay Stations in Cyprus on 638kHz and 1322kHz; AFN stations in Germany on 872kHz (Frankfurt), 935kHz (Berlin), 1106kHz (Munich), 1142kHz Stuttgart; Budapest, Hungary on 1340kHz at 2245hrs; Norte, Portugal on 755kHz and 1061kHz. A total of 23 BBC local outlets were heard as well as London Broadcasting on 719pHz and Metropolitan Radio (Newcastle) on 1151kHz with Radio Clyde and Piccadilly Radio in the background.

**Clive Barwood** (Grimsby) is another local radio enthusiast. He uses an Ekco Mariner 6 valve domestic receiver connected to an outdoor aerial 75 ft long and 25ft high. He reports hearing Capital Radio 557kHz; IBA Birmingham 1151kHz; Metro Radio also on 1151kHz; Manx Radio 1294kHz and BBC Radios at Stoke 1502kHz; Cleveland 1546kHz and Leicester 1594kHz.

### SHORT WAVE BROADCASTS

by Derek Bell

**H**ELLO there! my name is Derek Bell and our editor has invited me to take over Malcolm Connah's Short Wave News column for a spell. May I say that I hope all readers will give me the same help and friendship that they gave Malcolm. All columnists must rely on the help of their readers, especially in this sort of column, since it could be said that the readers write the column with their contributions. I hope also that in your letters you will pop in a line or two telling me what you would like to see included in this feature.

Having said all that I will declare the meeting open with the first log. This is from another first timer, namely **David Lovatt** of Cheadle, Staffs, and he reports the following:—

5980 SBC in English at 2130  
5990 Prague in English at 2131  
6010 Budapest at 2136  
6800 Pekin S/on at 2030  
7200 Deutsche Welle at 2031  
15350 Peace and Progress at 0920

This is a shortened version of a superb log from our thirteen year old correspondent who is equipped with an Ultra domestic valved receiver and a 60 ft aerial suspended 20 feet above terra firma.

**Christopher Hall** of Birmingham has the other sort of aerial, a 4-ft telescopic one, bolted to his Bush VTR178 Multiband. Using this line-up he reports an impressive list of catches the cream of which is as follows:—

6185 R. Norway in English at 1200  
9770 R. Australia at 1600  
11955 B.B.C. Malaysia relay in English at 1500

I was interested in your comments at the end of your letter Christopher. As far as DX clubs go one must rely on the adverts they place in various magazines so "yer pays yer money and takes yer choice" in other words! Your request for the latest information on equipment for the BC stations however brings forth the information that Uganda is pressing ahead with a new SW transmitter setup that will bring the voice of Uganda blaring out loud and clear. Recently a member of Radio Nederlands staff went on record as saying that they are to increase the



power of their transmitters, another victim I fear of the "power game".

From the biggest to the smallest now, Paul Heath says his equipment "is somewhat joked about". This Heath kit (sorry about that!) is a home-built HAC one valver plugged in to various "out board motors" namely an ATU and feeding out through a transistor amplifier. Well Paul, let them laugh!, you pulled in a fine list, as is shown below:—

- 9005 Voice of Iran at 2020
- 9625 R. Jerusalem at 2000 (This is R. Israel, Paul)
- 9655 R. Damascus at 0830
- 9670 A.W.R. Portugal at 0945

You remark Paul, that you have received QSLs from only a couple of stations but that "there are more to come". Well OM, this is purely a matter of being patient. Radio Tirana, for instance, has been known to take 125 days to deliver, while Polish Radio Warsaw has taken only seventeen. Your logging of Damascus on 9655 was fortunate since Damascus is a notorious "wanderer" having been heard as far off frequency as 9630.

My final letter for this month is written by Robert Hill who hails from Hough, near Crewe, and he reports that he heard:—

- 9005 R. Tehran in English at 2015
- 9480 R. Tirana in English at 1830
- 9550 R. Finland in English at 1605.
- 11775 R. Bucharest in English at 1300

Having Crewe as a QTH seems to me to pose some unusual problems, I imagine it is possible that with all the QRM around from electric railways DXing is rather difficult. I would be interested to find out if I am right.

Well folks, that winds up my first venture into the pages of Practical Wireless. I hope that having read it you will feel that you want to write in with your logs (see address box) so I look forward to hearing from you, best 73s to you and yours.

### BROADCAST BANDS

Short Wave and VHF/FM reports by the 15th of the month to Derek Bell c/o Practical Wireless, Fleetway House, Farringdon Street, London, EC4A 4AD.

Medium Wave Logs to Charles Molloy, 132 Segars Lane, Southport, PR8 3JG.

### AMATEUR BANDS

Logs covering any amateur band/s in band/ alphabetical order by the middle of the month to Eric Dowdeswell G4AR, Silver Firs, Leatherhead Road, Ashted, Surrey, KT21 2TW.

A reprint of the P.W. Tele-Tennis series is being prepared and will be available shortly. Further details in the January 1975 issue of Practical Wireless.



## ALL PRICES INCLUDE V.A.T.

SPEAKER BARGAINS		£	£
EMI 13" x 8" 3, 8 or 15 ohm			
Plain	2.05	GOODMANS 6 1/2" 8 ohm	2.15
With Co-Axial Tweeter		Dualcone	2.25
8 ohms only	2.20	ELAC 8" 8 ohm Dualcone	3.50
Twin Tweeter	3.70	FANE 7" x 4" 3 or 8 ohm	1.00
Type 350		ADAstra 10" 8 or 15 ohm,	
20 watt	7.50	10 watt	3.45
6 1/2" 8 ohm, 10 watt	2.40	BAKER GROUP 25 12" 8 or	
8" 8 ohm, 10 watt	3.75	15 ohm, 25 watt	7.85
12" 8 ohm, 20 watt	6.70	5" 8 ohm, C/Mag.	30
8" x 5" C/Mag. 5 watt	1.25	2 1/2" 8 ohm or 64 ohm	50
8" x 5" Dualcone		P. & P.	15
8 ohm 10 watt	2.45		
<b>TWEETER &amp; CROSSOVER</b>			
EMI 3 1/2" 3 or 8 ohm C/Mag	1.20	Dome Tweeter 8 ohm, 30 watt	5.40
Cone Tweeter 8 or 15 ohm,		Crossovers CN23 (3 ohm),	
10 watt	2.40	CN28 (8 ohm), CN216 (16	
Cone Tweeter 8 ohm, 3 watt	1.45	ohm)	1.20
Horn Tweeter 8 ohm, 20 watt	6.40	P. & P.	10
<b>KIT FORM CABINETS TEAK VENEER</b>			
12 x 12 x 6 with 8" 8" x 5" or		18 x 11 x 9 with 13" x 8" cutout	
6 1/2" and 3 1/2" cut out.	2.45	for EMI 350	4.25
17 x 10 x 9 with 8" or 13" x 8"		P. & P. ea.	45
cutout	3.50		
<b>MICROPHONES</b>			
CM70 Planet stick metal,		TW209	5.75
switch crystal	1.55	CONDENSER MIKE 600 ohm,	
DM160 Dynamic omni-dir,		uni-dir	9.35
ball metal	3.85	Cassette Stick Mike with R.	
UD130 50K/600 ohm, uni-dir		Control on/off switch	
ball metal	5.95	(2-5 & 3-5mm J/Ply)	1.45
		P. & P.	20
<b>SOLDERING IRONS</b>			
ANTEX CN240 15 watt	1.90	X25 25 watt (low	
SK 1 Kit (15 watt Iron		leakage)	1.90
2 spare Bib etc.)	3.30	P. & P.	10
<b>CARTRIDGES &amp; STYLLI</b>			
ACDS GP91/25C or 35C ster.		SONOTONE	
comp.	1.00	9TAHC or 9TAHC/G Diam.	1.80
GP93/1 or 95/1 ster.	1.35	3509 Ster. ceram. Diam.	1.80
cryst.		GOLDRING G850	2.95
GP94/1 or 96/1 ster.	1.75	G800	3.95
ceram.		G800E	8.90
GP101 cryst. comp.	8.80	P. & P.	10
GP104 ster. ceram.	1.85	D. Diamond Stylli for above..	1.25
BSR X5M or X5H cryst. comp.	1.70	G800/G850	1.95
SX6M or SX6H cryst.		G800E	3.95
comp.	1.90	P. & P.	05
SC5M ster. ceram.	2.60		
<b>CALCULATORS SINCLAIR</b>			
Cambridge	19.00	Scientific	29.00
<b>BATTERY ELIMINATORS</b>			
240v Input 6, 7.5 or 9 300mA	2.95	6, 7.5 or 9 d.c. output at	
12v d.c. input (specify output)		300mA	2.30
		P. & P.	15
<b>TAPES</b>			
5" Sing.	1.00p	OP	
5 1/2" 50p	65p	1.00p	
5 1/2" 85p	80p	1.40p	
7" 85p	1.10p	1.80p	
<b>PLASTIC LIBRARY CASES</b>			
		For 5" Reels	18p
		5 1/2" Reels	22p
		7" Reels	25p
		P. & P. 1-3, 9p ea. 4 or more, lot 30p	
<b>LOW NOISE CASSETTES</b>			
C60	1-5 35p	6-10 33p	11-20 30p
C90	45p	43p	40p
C120	55p	52p	50p
		Cassette Cases	10p
		Cassette Head Cleaner	35p
		P. & P. 1-5, 3p ea. 6-10, 15p lot.	
		11-20, Post Free.	
<b>BIB ACCESSORIES</b>			
Tape Editing Kit Ref. 23	1.35	<b>WHARFEDALE SPEAKER BARGAINS</b>	
Recording Tape		Linton 2 Kit (pr)	£ 19.00 P&P 1.00
Splicer Ref. 20	1.15	Glendale 3 Kit (pr)	33.50 1.50
Cassette Tape, editing Ref. 24	1.50	Dovedale 3 Kit (pr)	52.00 1.60
Cassette Salvage Kit Ref. 29	.45	Denton 2 Speaker (pr)	30.00 2.00
12" Cassette Case Ref. 34	£1.50	Linton 2 Speaker (pr)	39.50 2.00
Stylus Balance Ref. 32A	1.20	Dovedale 3 Speaker	
Spirit Lever Ref. 46	.50	(each)	42.00 2.00
Hi-Fi Stereo Test Cassette	2.10	Glendale 3 Speaker (pr)	57.00 3.00
Groove-Kleen Record Cleaner	1.00	Kingsdale 3 Speaker	
		(each)	59.95 3.00
		P. & P.	10

Send 25p for COMPLETE CATALOGUE, refundable upon first order. ALL OUR MERCHANDISE IS FULLY GUARANTEED. Subject to manufacturer increase and availability.

# Riversdale Electronics

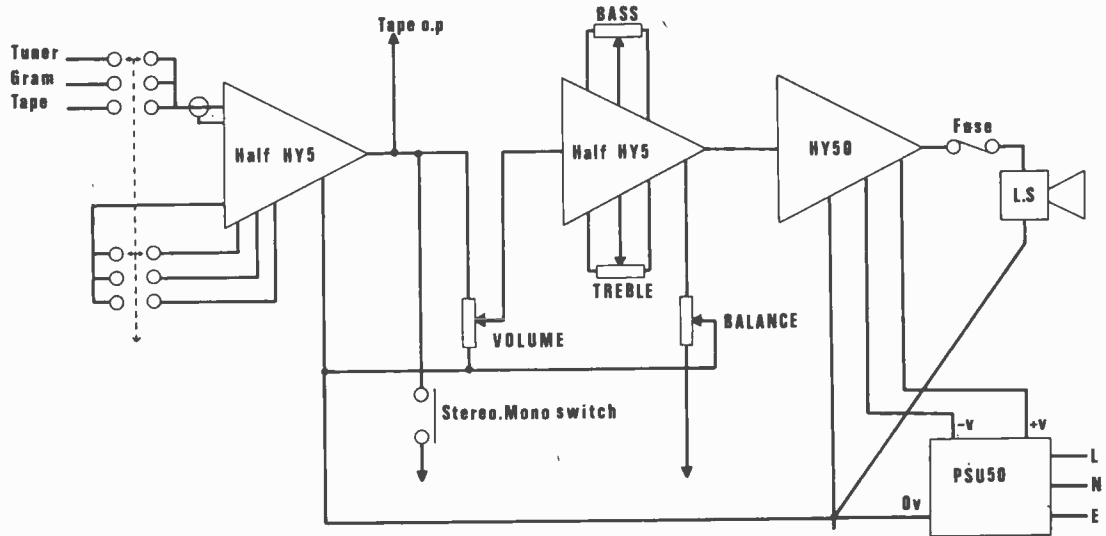
Mail Order Department PW12

P.O. Box 470, Manchester M60 4BU.





I.L.P. (Electronics) Ltd

# SHEER SIMPLICITY!



MONO ELECTRICAL CIRCUIT DIAGRAM WITH INTERCONNECTIONS FOR STEREO SHOWN



The HY5 is a complete mono hybrid preamplifier. Ideally suited for both mono and stereo applications. Internally the device consists of two high quality amplifiers—the first contains frequency equalisation and gain correction, while the second caters for tone control and balance.

**TECHNICAL SPECIFICATION**  
Inputs: Magnetic Pick-up 3mV RIAA; Ceramic Pick-up 30mV; Microphone 10mV; Tuner 100mV; Auxiliary 3-100mV; Input Impedance 47kΩ at 1kHz. Outputs: Tape 100mV; Main output 0db (0.775V RMS). Active Tone Controls: Treble ± 12db at 10kHz; Bass ± 12db at 10kHz; Bass ± 12db at 100Hz. Distortion: 0.5% at 1kHz. Signal/Noise Ratio: 68db. Overload Capability: 40db on most sensitive input. Supply Voltage: ± 16-25V.

**PRICE £4.50** + 36p VAT  
P. & P. free

The HY50 is a complete solid state hybrid HI-FI amplifier incorporating its own high conductivity heatlink hermetically sealed in black epoxy resin. Only five connections are provided, input, output, power lines and earth.

**TECHNICAL SPECIFICATION**  
Output Power: 25W RMS into 8kΩ. Load Impedance: 4-16Ω. Input Sensitivity 0db (0.775V RMS). Input Impedance: 47kΩ. Distortion: Less than 0.1% at 25V typically 0.05%. Signal/Noise Ratio: Better than 75db. Frequency Response: 10Hz-50kHz ± 3db. Supply Voltage: ± 25V. Size: 105 x 50 x 25mm.

**PRICE £5.98** + 48p VAT  
P. & P. free

The PSU50 can be used for either mono or stereo systems.

**TECHNICAL SPECIFICATIONS**  
Output voltage: 50V (25-0-25V). Input Voltage: 210-240V.  
Size: L.70. D.80. H.60mm.

**PRICE £5** + 40p VAT  
P. & P. free

## TWO YEARS' GUARANTEE ON ALL OUR PRODUCTS

I.L.P. Electronics Ltd.  
Crossland House,  
Nackington, Canterbury  
Kent CT4 7AD  
Tel (0227) 63218

Please supply, .....  
Total Purchase price .....  
I Enclose, Cheque  Postal Orders  Money Order   
Please debit my Access account  Barclaycard account   
Account number .....  
Name & Address .....  
Signature .....

# ALL OUR PRICES INCLUDE V.A.T.

## BSR HI-FI AUTOCHANGER

### STEREO AND MONO

Plays 12", 10" or 7" records Auto or Manual. A high quality unit backed by BSR reliability with 18 months' guarantee. AC 200/250v. Size 13 1/2 x 11 1/2 in.



Above motor board 3fin. Below motor board 2fin. With STEREO/MONO CARTRIDGE **£6.95** Post 45p.

## PORTABLE PLAYER CABINET

Modern design. Size 18" x 15" x 7" resin covered. Large front grille. Hinged Lid. Chrome fittings. Motor board cut for BSR deck. Few only in red. **£4.50** Post 45p.

## SOLID MAHOGANY PLINTH

With P.V.C. Cover. Cut out for most B.S.R. or Garrard decks. Size 12 1/2 x 14 1/2 x 7 1/2 in. **£5.95** Post 45p.

## BSR JUNIOR SINGLE PLAYER

Heavy duty 4-speed motor with separate pick-up arm fitted LP/78 turnover mono compatible cartridge. **£4.95** Post 25p.



## R.C.S. DISCO DECK SINGLE RECORD PLAYER

Fitted with auto stop, stereo/mono cartridge. Base-plate. Size 11 1/2 x 8 1/2 in. Turntable. Size 7 in diameter. A/C mains. 220/250V motor has a separate winding 14 volt to power a small amplifier. 3 speeds plays all size records. **£5.50** Post 25p.

## COMPACT PORTABLE STEREO HI-FI

Two full size loudspeakers 13 1/2 x 10 x 3 1/2 in. Player unit clips to loudspeakers making it extremely compact. Overall size only 13 1/2 x 10 x 3 1/2 in. 3 watts per channel, plays all records 33 rpm 45 rpm. Separate volume & tone controls 240v AC mains. **£25** 85p carriage.



Attractive Teak finish Weight 13lbs. **£25** 85p carriage.

## SPECIAL OFFER! SMITH'S CLOCKWORK 15 AMP TIME SWITCH 0-60 MINUTES

Single pole two-way surface mounting with fixing screws. Will replace existing well switch to give light for return home, garage, automatic anti-burglar lights etc. Variable knob Turn on or off at full or intermediate settings. Fully insulated. Makers last list price £4.50. Brand new and fully guaranteed. **OUR PRICE £1.95** Post 25p.



CASSETTE RECORDER MOTOR ONLY. Volt. Will replace many type's £1.25.

BLANK ALUMINIUM CHASSIS. 18 s.w.s. 2 1/2 in sides 6 x 4 in 45p; 8 x 6 in 53p; 10 x 7 in 65p; 12 x 8 in 85p; 14 x 9 in 99p; 16 x 8 in 99p; 12 x 8 in 59p; 16 x 10 in 21p.  
ALUMINIUM BOXES 3 x 3 x 3 in. 80p. 4 x 4 in. 70p. 6 x 4 x 4 in. 80p. 9 x 4 in. 11. 12 x 4 x 4 in. 21p.  
ALUMINIUM PANELS 18 s.w.s. 6 x 4 in 12p; 8 x 6 in 19p; 14 x 8 in 29p; 10 x 7 in 24p; 12 x 8 in 24p; 12 x 8 in 24p; 18 x 8 in 34p; 14 x 8 in 49p; 12 x 8 in 47p; 16 x 10 in 69p. S.R.B.P. PAXOLIN PANEL 10 x 8 in 30p.

1 1/2 inch DIAMETER WAVECHANGE SWITCHES, 45p. EA. 2 p. 2-way, or 2 p. 6-way, or 3 p. 4-way. 1 p. 1 1/2-way, or 4 p. 2-way, or 4 p. 3-way.

TOGGLE SWITCHES, sp. 20p; dp. 25p; dp. dt. 30p.

R.C.S. STABILISED POWER PACK KITS All parts and instructions with Zener Diode. Printed Circuit Bridge Rectifiers and Double Wound Mains Transformer. Input 200/240v. A.C. Output voltages available 6 or 9 or 12 or 15 or 18 or 20V d.c. at 100mA or less. PLEASE STATE VOLTAGE REQUIRED. **£2.20** Post Details S.A.E. Size 8 1/2 x 1 1/2 x 1 1/2 in. 20p

R.C.S. GENERAL PURPOSE TRANSISTOR PRE-AMPLIFIER BRITISH MADE

Ideal for Mike, Tape P.T., Guitar etc. Can be used with Battery 9-12v. or H.T. line 200-300V. D.C. operation. Size 1 1/2 x 1 1/2 x 1 1/2 in. Response 25 c.p.s. to 25 Kc/s. 28 db gain. For use with valve or transistor equipment. **99p** Post Full instructions supplied. Details S.A.E. 10p

NEW TUBULAR ELECTROLYTICS CAN TYPES  
2/850V 14p 250/25V 14p 16 + 18 + 16/275/45p  
4/850V 14p 500/25V 20p 50 + 50/350V 50p  
8/850V 18p 1000/25V 25p 32 + 32/250V 20p  
16/350V 22p 1000/50V 47p 32 + 32/450V 80p  
32/500V 50p 3 + 8/450V 22p 32 + 32/450V 80p  
25/25V 10p 3 + 16/450V 22p 100 + 50 + 50/350V 35p  
50/50V 10p 16 + 16/450V 40p 32 + 32 + 32/350 85p  
100/25V 10p 32 + 32/850V 40p 500MFD/350V 65p

LOW VOLTAGE ELECTROLYTICS  
1. 2, 4, 5, 8, 16, 25, 30, 50, 100, 500mF 15V 10p.  
500mF 12V 15p; 25V 20p; 50V 30p.  
1000mF 12V 20p; 25V 35p; 50V 47p; 100V 70p.  
2000mF 6V 25p; 25V 42p; 50V 57p; 4700/83V 95p.  
2500mF 6V 25p; 3000mF 25V 47p; 35V 55p.  
5000mF 6V 25p; 12V 42p; 25V 75p; 50V 85p; 50V 95p.  
CERAMIC LPF to 0.1mF 4p. Silver Mica 2 to 5000pF, 4p.  
PAPER 350V-0.1 4p; 0.5 13p; 1mF or 2mF 150V 15p.  
500V-0.001 to 0.05 4p; 0.1 5p; 0.25 8p; 0.47 25p.  
MICRO SWITCH single pole changeover 20p  
MICRO SWITCH sub min 25p.  
TWIN GANG. "0-0" 205pF + 179pF. 1:1.10.  
Slow motion drive 850pF + 35pF with 25pF. 25pF, 50p; 500pF standard twin gang 75p. 25pF twin gang 55p.  
SHORT WAVE SINGLE. 10pF, 30p; 25pF, 55p; 50pF, 55p.

ELAC 9 x 5in. HI-FI SPEAKER. TYPE 69RM. THIS FAMOUS AND WIDELY USED UNIT NOW AVAILABLE AT BARGAIN PRICE £2.95. 10 WATT, 8 OHM. CERAMIC MAGNET.

NEON PANEL INDICATORS. 250V AC/DC Amber. 30p.  
RESISTORS. 1 w., 1/2 w., 20%, 1p; 2 w. 5p. 10 to 10M. HIGH STABILITY. 1/2 w. 2% 10 ohms to 6 meg., 10p.  
Ditto 5%. Preferred values 10 ohms to 10 meg., 4p.  
WIRE-WOUND RESISTORS. 5 watt, 10 watt, 15 watt, 10 ohms to 100K, 10p each; 2w 0.5 ohm to 8.2 ohms 10p.  
TAPPE OSCILLATOR COIL. Valve type, 30p.  
FERRITE ROD 8" x 1/2" 20p; 6" x 1/2" 30p; 3" x 1/2" 10p

## MAINS TRANSFORMERS ALL POST

Eagle MT12 12-0-12V 50MA 90p  
250-0-250 80 mA. 6.3 v. 3.5 a. 6.3 v. 1a. or 5 v. 2 a. £2.50  
300-0-300 90 mA. 6.3 v. 3.5 a. 6.3 v. 1a. or 5 v. 2 a. £2.00  
300-0-300 v. 120 mA. 6.3 v. 4 a. C.T. 6.3 v. 2 a. £4.05  
MINIATURE 200 v. 20 mA. 6.3 v. 1 a. 2 1/2 x 2 1/2 in. 75p  
MIDGET 220 v. 45 mA. 6.3 v. 2 a. 2 1/2 x 2 1/2 in. 90p  
HEATER TRANS. 6.3 v. 3 amps. 1 1/2 x 1 1/2 x 1 1/2 in. 85p  
GENERAL PURPOSE LOW VOLTAGE. Tapped outputs at 2 amp., 3, 4, 5, 6, 8, 9, 10, 12, 15, 18, 24 and 30 v. £3.00  
1 amp., 6, 8, 10, 12, 15, 18, 24, 30, 36, 40, 48, 60, £4.00  
2 amp., 6, 8, 10, 12, 15, 18, 20, 24, 30, 36, 40, 48, 60, £4.00  
3 amp., 6, 8, 10, 12, 15, 18, 20, 24, 30, 36, 40, 48, 60, £6.00  
5 amp., 6, 8, 10, 12, 15, 18, 20, 24, 30, 36, 40, 48, 60, £9.75  
3, 5, 8, 10, 15 or 5-0-5 v. 5 amp. 21-80. 6-0-6 v. 500 mA 80p. 9 v. 1 amp 95p. 12 v. 300 mA 75p. 12 v. 500 mA 85p. 12 v. 750 mA 95. 48 v. 2 amp. tapped 12 v. or 36 v. £2.00. 20V 3 amp. £2.00.

AUTO TRANSFORMERS. 115v to 230v or 230v to 115v. 150w. £3.00; 500w. £6.75; 750w. £13.50; 1000w. £18.50.  
CHARGER TRANSFORMERS. Input 200/250v. for 6 or 12v., 1 amp. £1.50; 2 amp. £1.80; 4 amp. £3  
BATTERY CHARGERS. Ready built with leads and clips 1 1/2 amp. £2; 4 amp. £4; 8 amp. £4.50.  
FULL WAVE BRIDGE CHARGER RECTIFIERS; 6 or 12v. outputs. 1 1/2 amp. 40p; 2 amp. 55p; 4 amp. 85p.

## MAINS ISOLATING TRANSFORMER

Primary 0-110-240v. Secondary 0-240v. 3 amps. 750 watts. Insulated terminals. Varnish impregnated. Fully enclosed in steel case with fixing feet. **£12** Carr. Famous make. (Value 21p) OUR PRICE 85p Suitable for outside use.

SET OF 3 MOTORS FOR COLLARO STUDIO 115 VOLT TAPE DECK £1.50 Post 50p.

VOLUME CONTROLS 80 Ohm Coax 5p yd.

5 K. ohms to 2 Meg. LOG or LIN. L/S 20p. D.P. 35p. STEREO L/S 55p. D.P. 75p. Edge 5K. S.P. Transistor 25p

BRITISH AERIALITE AERIAL AIR SPACED 40 yd. £2; 60 yd. £3.  
FRINGE LOW LOSS 10p yd Ideal 625 and colour.

Wirewound controls 1 1/2 in. diam. 3 watts. 10 ohms to 100K British made with long spindles. 1in. dia 80p es.

DUAL CONCENTRIC POT 500k Log + 500k LIN D.P. switch. Inner spindle 3 1/2 in; outer spindle 2 1/2 in. 75p.

## E.M.I. 13 1/2 x 8 in. SPEAKER SALE!

With twin tweeters. And crossover. 10 watt. State 3 or 8 or 15 ohm. As illustrated. **£4-50** Post 25p

With flared tweeter cone and ceramic magnet. 10 watt. Bass res. 45-60 cps. Flux 10,000 gauss. State 3 or 8 or 15 ohm. **£2-75** Post 25p



## Bookshelf Cabinet 16 x 10 x 9 in. £6-60

Fluted wood front Teak Veneer Post 45p

## E.M.I. 6 1/2 in. HI-FI WOOFER

8 ohm, 10 watt. Large ceramic magnet Special Rubber cone surround. Frequency response 30-12,000 cps. Ideal P.A. Columns, Hi-Fi Enclosure Systems, etc. Suitable cabinet 12 x 8 x 6 2/4 in. Suitable Tweeter £2.00. **£4**



## ELAC CONE TWEETER

The moving coil diaphragm gives a good radiation pattern to the higher frequencies and a smooth extension of total response from 1,000 cps to 18,000 cps. Size 5 1/2 x 3 1/2 x 2 in. deep. Rating 10 watt, 3 ohm. Crossover 21.25 Post 25p **£1.90**

## GOODMANS 8 in. WOOFER

8 ohm 12 watt. Deep cone. Heavy ceramic magnet. Bass resonance 35 cps. Frequency response 30-8,000 cps. Ideal bass unit for **£3-75** Hi-Fi systems



LOUDSPEAKERS P.M. 3 OHMS. 7 x 4 in. £1.25; 6 in. £1.60; 8 x 5 in. £1.60; 8 in. £1.75; 10 x 6 in. £1.90; 10 in. £2.00. SPECIAL OFFER! LOUDSPEAKERS! All Brand New. 3 ohm, 2 1/2 in; 3 1/2 in; 5 in. 8 ohm, 2 1/2 in; 2 1/2 in; 5 in x 3 in; 5 in. 15 ohm, 3 1/2 in; 5 in; 8 x 4 in; 5 in x 3 in; 7 x 4 in; 8 x 5 in. 25 ohm, 2 1/2 in; 3 in; 3 in; 5 x 3 in. 35 ohm, 2 1/2 in; 3 in. 80 ohm, 2 1/2 in; 2 1/2 in. 120 ohm, 3 in. **£1 EACH.**

LOUDSPEAKER VOLUME CONTROL 15 ohm 10 watt with lin long threaded bush for wood panel mounting 65p.

RICHARD ALLAN TWIN CONE LOUDSPEAKERS. 8in. diameter 4W £2.50, 10in. diameter 5W £2.75; Post 25p. 12in. diameter, 3W, £3.80; 8 or 8 or 15 ohm models.  
SPEAKER COVERS MATERIALS. Samples Letter S.A.E. Horn Tweeters 2-16Kc/s. 10W 8 ohm or 16 ohm £2.90. De Luxe Horn Tweeters 2-18 Kc/s. 15W, 8 ohm £3.50. TWO-WAY 3,000 c.p.s. CROSS OVERS 3, 8 or 15 ohm £1.25. 3-WAY CROSSOVER 850 cps and 3000 cps (25 watt) £1.25.

## DECCA DOME TWEETER

18,000 cps. 25 watts. 8 ohm. Price **£3.30.**

## ELECTRO MAGNETIC PENDULUM MECHANISM

1.5v d.c. operation over 250 hrs. continuous on SP2 battery. fully adjustable swing and speed. Ideal displays teaching electro magnetism or for metronome; strobe etc. 95p. Post 20p

## R.C.S. VALVE AMPLIFIER

2 Stage Triode Pentode valve. 3 watts 3 ohm output. Volume on/off and tone controls AC mains. Complete and tested. With Loudspeaker. **£4.50** Post 25p.

## WEYRAD COILS

P50/1AC-80p. RA2W 85p. Twin Gang £1.10.  
P50/2CC-40p. OFTI 65p. Printed Circuit 85p.  
P50/3CC-40p. LFD74. 65p.

COAXIAL PLUG 10p. PANEL SOCKETS 10p. LINE 19p. OUTPUT BOXES, SURFACE MOUNTING 25p.  
BALANCED TWIN RIBBON FEEDER 300 ohms, 7p yd.  
JACK SOCKET 5id. open-circuit 14, closed circuit 23p;  
Chrome Lead Socket 45p. Phone Plugs 5p. Phone Socket 5p  
JACK PLUGS 5id. Chrome 30p; 3.5mm Chrome 18p. DIN SOCKETS Chassis 3-pin 10p; 5-pin 10p. DIN SOCKETS Lead 3-pin 18p; 5-pin 15p. DIN PLUGS 3-pin 18p; 5-pin 25p. VALVE HOLDERS 5p; CERAMIC 10p; CAN5 5p.

## FM/VHF AERIAL FEEDER CABLE

300 ohm suitable for stereo 7p per yard.  
BRITISH FM/VHF TUNING HEART 88 to 108 Mc/s British made. 3 Transistors ready aligned—requires 10.7 Mc/s IF. Complete with tuning gang. Connections supplied but some technical experience required. **£3-95** Post 20p.

ALL PRICES INCLUDE VAT MINIMUM POST AND PACKING 20p. CALLERS WELCOME

# RADIO COMPONENT

Illustrated Brochure, Radio Books & Component Lists 10p. Written guarantee.

# ALL OUR PRICES INCLUDE V.A.T.

## E.M.I. WOOFER AND TWEETER KIT

THE PAIR. Post 25p.  
(Available separately.)  
**£5-75**  
Woofer £5-25; Tweeter £1-50.

Comprising a fine example of a Woofer 10 1/2 x 6 1/2 in. with a massive Ceramic Magnet. 44oz. Gauss 13,000 lines. Aluminium Cone centre to improve middle and top response. Also the E.M.I. Tweeter 8 1/2 in. square has a special lightweight paper cone and magnet flux 10,000 lines. Crossover condenser and full instructions supplied.  
Impedance Standard 8 ohms  
Maximum power 12 watts  
Useful Response 25 to 18,000 cps  
Bass Resonance 45 cps

SUITABLE ENCLOSURE 20 x 13 x 9 in.  
MODERN DESIGN. TEAK WOOD FINISH.

**£10-50**  
Post 75p



## ELAC 8in. or 10 x 6in. HI-FI SPEAKER



Dual cone plasticized roll surround. Large ceramic magnet. 50-18,000 cps. Bass resonance 55 cps. 8 ohm impedance. 8in. 10 watts **£3-75**

## TEAK VENEER HI-FI SPEAKER CABINETS Fluted Wood Fronts

MODEL "A". 20 x 13 x 9 in. For 12in. dia. Post 10in. speaker. **£10-50** 75p

MODEL "B". 16 x 10 x 9 in. For 8 x 8 in. or 10 x 6 in. speaker. **£6-60** Post 45p

MODEL "B2" ditto. Triangular corner version.

MODEL "C". 18 x 8 x 6 in. For 8 x 6 in. **£4-95** Post 85p

LOUDSPEAKER CABINET WADDING 18in. wide, 20p ft.



CALLERS ONLY—HI-FI CABINET BAKER RECOMMENDED 12 inch Enclosure 4 cubic ft. Size 30 x 20 x 12in. Teak Finished Fluted Front. £18-50

TEAKWOOD LOUDSPEAKER FRONT GRILLS Modernise your cabinets with the Groover look. Sizes—18" x 10 1/2"—75p. 10 1/2" x 7 1/2"—45p.

## BARGAIN 4 CHANNEL TRANSISTOR MONO MIXER.

Add musical highlights and sound effects to recordings. Will mix Microphone, records, tape and tuner with separate controls into single output. 9 volt battery operated. **£4-50**



STEREO VERSION OF ABOVE £5-95.

## BARGAIN FM TUNER. SS-108 Mc/s Six Transistor.

9 volt. Printed circuit. Calibrated slide dial tunings. Walnut Cabinet. **£14**



## BARGAIN FM TUNER. £10

As above less cabinet.

BARGAIN 3 WATT AMPLIFIER. 4 Transistor Push-Pull Ready built with volume, treble and bass controls. 18 volt battery operated. **£3-50**

## WAFER HEATING ELEMENTS THIN

OFFERING 1001 USES for every type of heating and drying applications in the home, garage, greenhouse, factory (available in manufacturing quantities). Approx. size 1 1/2 x 3 1/2 x 1/4 in. Operating voltage 200/250V, a.c. 250 watts approx. Printed circuit element enclosed in asbestos fitted with connecting wires. Completely flexible providing safe Black heat. British-made for use in photocopiers and print drying equipment.

Ideal for home handymen and experimenters. Suitable for Heating Pads, Food Warmers, Convector Heaters, etc. Must be clamped between two sheets of metal or asbestos, etc., to make efficient clothes dryers, towel rails—ideal for airing cupboards. Ideal for anti-frost device for the garage—preventing frozen radiators or acting as oil sump heater. Use in the greenhouse for seed raising and plant protection. Invaluable aid for bird houses, incubators, etc., etc. Can be used in series for lower heat. Or in parallel for higher heat applications.

ONLY 40p EACH (FOUR FOR £1-50)

ALL POST PAID—Discounts for quantity.

## BAKER MAJOR 12" £8-50



Post Free  
30-14,500 c/s. 12in. double cone, woofer and tweeter cone together with a BAKER ceramic magnet assembly having a flux density of 14,000 gauss and a total flux of 145,000 Maxwells. Bass resonance 40 c/s Rated 20 watts. NOTE: 3 or 8 or 15 ohms must be stated.

Module kit, 30-17,000 c/s with tweeter, crossover, baffle and instructions. **£10-95**

Please state 3 or 8 or 15 ohms. Post Free

## "BIG SOUND" BAKER SPEAKERS

Robustly constructed to stand up to long periods of electronic power. As used by leading groups.

Useful response 30-13,000 cps. Bass Resonance 55 cps.

GROUP "25" **£7-75**  
12in. 25 watt - 3, 8 or 15 ohms. Post Free

GROUP "35" **£8-50**  
12in. 35 watt 3, 8 or 15 ohms. Post Free

GROUP "50" **£17-80**  
15in. 50 watt 8 or 15 ohms. Post Free

GROUP 50/12in. **£12-95**  
50 watt 8 or 15 ohms

Group + PA Cabinets in stock. Callers only. Send for Leaflet.



## MAJOR 100 WATT ALL PURPOSE TRANSISTOR AMPLIFIER

All purpose transistorised. Ideal for Groups, Disco and P.A. 4 inputs speech and music. 4 way mixing. Output 8/15 ohm. a.c. Mains. Separate treble and bass controls. Guaranteed. Details SAE. **£49** Carr. £1-00



NEW MODEL—MAJOR 50 WATT £39-95. Carr. £1. 4 inputs 2-way mixing. 2 outputs separate treble and bass controls.

## CALLERS ONLY! DE LUXE 100 WATT VALVE AMPLIFIER CHASSIS

4 input 10 wide range controls. For Mikes, Discos, Organs, Guitars, etc. 4, 8 & 15 ohm loudspeakers matching £89-00.

## THE "INSTANT" BULK TAPE ERASER & HEAD DEMAGNETISER.

Suitable for cassettes, and all sizes of tape reels. A.C. mains 200/250V. Leaflet S.A.E. **£3-50** Post 20p



## QUALITY LOUDSPEAKER ENCLOSURE

Teak veneered 1 1/2 in thick wood cabinet. Size 18 1/2 in x 18 1/2 in x 8 1/2 in. Weight 23lbs. This cabinet features a wide mesh Silver Grill covering a separate compartment for mounting Tweeters or Mid-Range Horn. The fully sealed bass compartment is cut out for 6 1/2 inch Woofer. £7-50 Carr. 85p. Rosewood Version £8-50 Carr. 85p.



SPECIAL OFFER 95p. Post 25p.  
100 Ohm 20 watt Rheostat 2 1/2 in diam. Cera micFormer. Screw Terminals 1/2 in. diam. spindle.



REVERSIBLE 4 POLE MOTOR  
1,400 r.p.m. Reversible 42 Watt. **£2-25**  
spindle 1 1/2" x 7/32", size 3 1/2" x 3".  
As illustrated. 240v. AC mains. Post 35p


E.M.I. TAPE MOTOR  
4 pole. 240 v. 135 mA. Size 3 1/2 x 2 1/2 x 2 1/2 in. **£1-85**  
1200 rpm. Spindle 1/4 in diameter. Post 30p.

## BAKER HI-FI SPEAKERS HIGH QUALITY -- BRITISH MADE

### REGENT 12in. 15 watts

An inexpensive unit for the beginner in high fidelity and for general purposes. May be used to improve any Radio. Amplifier, Hi-Fi or Television receiver.  
Bass Resonance 45cps  
Flux Density 12,000gauss  
Useful response 45-13,000cps  
3 or 8 or 15 ohm models.


**£7-75** Post Free



### DE-LUXE Mk II 12in 15 watts

Especially designed to provide full range reproduction at an economical cost. Suitable for use with any high fidelity system. Built-in concentric tweeter cone.  
Bass Resonance 30cps  
Flux Density 14,000gauss  
Useful response 25-16,000cps  
8 or 15 ohms models.

**£9-75** Post Free



### SUPERB 12in. 20 watts

A high quality loudspeaker. its remarkable low cone resonance ensures clear reproduction of the deepest bass. Fitted with a special copper drive and concentric tweeter cone resulting in full range reproduction with remarkable efficiency in the upper register.  
Bass Resonance 25cps  
Flux Density 16,500gauss  
Useful response 20-17,000cps  
8 or 15 ohms models.

**£13-80** Post Free



### AUDITORIUM 12in. 25 watts

A full range reproducer for high power. Electric Guitars, Public address, multi-speaker systems, electric organs. Ideal for Hi-Fi and Disc-theques.  
Bass Resonance 35cps  
Flux Density 15,000gauss  
Useful response 25-16,000cps  
8 or 15 ohms models.

**£12-95** Post Free



### AUDITORIUM 15in. 35 watts

A high wattage loudspeaker of exceptional quality with a level response to above 8,000 cps. Ideal for Public Address, Disc-theques, Electronic instruments and the home HI-FI.  
Bass Resonance 35cps  
Flux Density 15,000gauss  
Useful response 20-14,000cps  
8 or 15 ohms models.

**£17-80** Post Free



Hi-Fi Enclosure Manual containing plans, designs, crossover data and cubic tables. 60p. Post Free.

CUSTOMERS FREE CAR PARK

# SPECIALISTS

(Exports Remit cash and extra postage.)

OPEN 9-6. WEDNESDAY 9-1. SATURDAY 9-5. Closed for lunch 1-15-2-30

337 WHITEHORSE ROAD . CROYDON

Buses 50, 68, 159. Rail Selhurst

Telephone 01-684-1665

# FREE TRANSISTOR LEAD IDENTICHART

Inside the December issue of PRACTICAL ELECTRONICS is an invaluable 'Transistor Lead Identichart' which identifies, at a glance, the connections of more than 700 transistors.

## Get your car in tune for winter with the P.E. Dwell Meter

Make this instrument and then check the state of your distributor in one easy step.

**PRACTICAL  
ELECTRONICS**

DECEMBER ISSUE  
ON SALE FRIDAY,  
8th NOVEMBER  
25p

# SPARKRITE Mk II

## Electronic Ignition...

Better on all points  
Because you keep your points!

The SPARKRITE MK.2 is a full capacitive discharge electronic system. Specifically designed to retain the points assembly with all the advantages and none of the disadvantages. No misfire because contact breaker bounce is eliminated electronically by a pulse suppression circuit which prevents the unit firing if the points bounce open at high rpm. Contact breaker burn is eliminated by reducing the current to about 1/50th of normal, thus avoiding arcing. But you can still revert to normal ignition if need be. In seconds. If points go (very unlikely) you can get replacements anywhere. All these advantages.

- Fitted in 15 minutes.
- Up to 20% better fuel consumption.
- Instant all weather starting.
- Clean plugs - they last 5 times longer without attention.
- Faster acceleration.
- Faster top speeds.
- Coil and battery last longer.
- Efficient fuel burning with less air pollution.

The kit comprises everything needed

Ready drilled scratch and rust resistant case, metalwork, cables, coil connectors, printed circuit board, top quality 5 year guaranteed transformer and components, full instructions to make positive or negative earth system, and 6 page installation instruction leaflet.

WE SAY IT IS THE BEST SYSTEM AT ANY PRICE!

### PRICES

D.I.Y. Kit only **£10'93** incl. VAT and P & P  
Ready Built Unit **£13'86** incl. VAT and P & P  
(Both to fit all cars with coil/distributor ignition up to 8 cylinders)

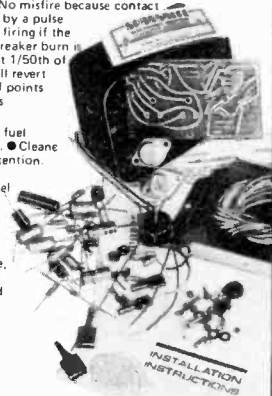
We can supply units for any petrol engine vehicle (boat, motorcycle etc) with coil contact breaker ignition.

Details on request! Call in and see us for a demonstration

ELECTRONICS DESIGN ASSOCIATES

(Dept

82 Bath Street, Walsall WS1 3DE Phone 33652



## YOUR CAREER in RADIO & ELECTRONICS ?

Big opportunities and big money await the qualified man in every field of Electronics today—both in the U.K. and throughout the world. We offer the finest home study training for all subjects in radio, television, etc., especially for the CITY & GUILDS EXAMS (Technicians' Certificates); the Grad. Brit. I.E.R. Exam.; the RADIO AMATEUR'S LICENCE; P.M.G. Certificates; the R.T.E.B. Servicing Certificates; etc. Also courses in Television; Transistors; Radar; Computers; Servo-mechanisms; Mathematics and Practical Transistor Radio course with equipment. We have OVER 20 YEARS' experience in teaching radio subjects and an unbroken record of exam. successes. We are the only privately run British home study College specialising in electronics subjects only. Fullest details will be gladly sent without any obligation.

To: British National Radio & Electronics School, Dept W.C. 124, P.O. Box 156, Jersey, C.I.

Please send FREE BROCHURE to

NAME ..... Block

ADDRESS ..... Caps.

..... Please

**BRITISH NATIONAL RADIO  
AND ELECTRONICS SCHOOL**



# Crescent Quality Components

## 74 SERIES TTL

7400	20p	7473	41p
7401	20p	7474	41p
7402	20p	7475	83p
7403	20p	7476	44p
7404	20p	7486	49p
7408	25p	7489	£4.75
7409	25p	7490	82p
7410	20p	7491	£1.10
7413	31p	7492	82p
7420	20p	7493	82p
7430	20p	74100	£2.37
7441	20p	74121	45p
7442	81p	74122	88p
7445	£1.20	74141	£1.10
7447	£1.45	74154	£1.82
7447A	£1.80	74192	£2.15
7448	£1.50	74193	£2.53
7470	33p	74196	£1.73



## LIGHT EMITTING DIODES

TIL 208 (Red) With Clip	22p each
TIL 209 (Green) With Clip	38p each
TIL 209 (Yellow) With Clip	30p each
Mied 600 T092 Type	16p each

## LED READOUTS

Litronix DL707 3 Character 14 Pin DIL	£2.00
DL701 as above but ± 1	£2.00
DL747 6 Character	£2.62

## Minitron

30115 7 Segment 16 Pin DIL	£1.18
30101 as above but ± 1	£1.18
Clock Chip	15p
CT7001 MOS/LSI Digital Clock/Calendar Chip Plus full Circuits and Information leaflet	£3.95
Circuits and Information Sheet	£1.35
Lit 704 Led Display for above	£5.25
Or 4 for	

## WAFER SWITCHES

1 Pole 12 Way	
2 Pole 2 Way	
2 Pole 3 Way	
2 Pole 4 Way	
2 Pole 6 Way	
3 Pole 4 Way	
4 Pole 3 Way	
£2p each	



## POTENTIOMETERS

All types 1" and less diameter			
Singles			
5K	Log or	Dual	5K
10K	Lin Less		10K
25K	Switch	Less	25K
50K	16p each	50K	Switch
100K		100K	45p each
250K	Double	250K	
500K	Pole	500K	
1M	Switch	1M	
2M	80p each	2M	

## PRE SETS

Brand new range of British made Relays, Size 1 1/2" x 1" x 1". All two changovers with 250v 15A contacts and suitable for fitting on Veroboard.

## MINIATURE RELAYS

27/A	12v	17M/A	700	All
21/A	12v	28M/A	430	80p
12/A	6v	33M/A	185	each

## DOUGLAS TRANSFORMERS

All types are standard 240 volt primary.  
MT 102 et. 0 - 19 = 25 = 33 = 40 = 50 at 500M/A

MT237cs 20-0-20 at 150M/A	£2.00 each
MT241cs 20-0-20 at 30M/A	£1.25
MT240cs 15-0-15 at 30M/A	£1.05
MT238cs 12-0-12 at 50M/A	£1.05
MT238cs 3-0-3 at 200M/A	£1.05

## POWER PACKS

PP1 Switched 3 - 6 - 7 - 9 volt 400M/A Transistor and Zener Stabilised On/Off Switch and Polarity Reversal Switch, in a black metal case £5.25 each.  
PP2 Switched 6 - 7 1/2 - 9 volt Battery Eliminator. Approx. size 2 1/2" x 2 1/4" x 3 1/4". Ideal for cassette recorders £2.75 each (philips type £3.00).  
PP3 Car converter. From 12v Pos. or Neg. to - 6 - 7 1/2 - 9 volt. Easy to fit and transistor regulated £2.50 each



## VEROBOARD

2 1/2 x 3 1/2	-1	-15	Plain -15
2 1/2 x 3 1/2	32p	24p	15p
3 1/2 x 3 1/2	34p	34p	18p
3 1/2 x 5	39p	45p	
17 x 2 1/2	1.06p	77p	80p
17 x 3 1/2	1.45p	1.16p	75p
17 x 5	1.86p		1.10p
Pin insertion tool			72p
Spot face cutter			52p
Pkt. 36 pins (state -1 or -15)			25p

## LOUDSPEAKERS

2 1/2" 8 ohm	50p
2 1/2" 40 ohm	50p
2 1/2" 80 ohm	50p
5" 8 ohm	ceramic £1.25
6 1/2" 8 ohm dual cone	ceramic £2.50
10" 8 ohm dual cone	ceramic £3.75
7" x 4" 8 ohm	ceramic £1.60
8" x 5" 8 ohm Permanent Magnet	£1.60



\*EMI 13" x 8" 450 Kit 3 - 8 - 15 ohm £3.75  
\*EMI 13" x 8" 350 Kit 8 ohm £7.50

## FAVE ULTRA HIGH POWER LOUDSPEAKERS

*Pop 25/2 30 watt 150 ohm 12"	£2.29
*Pop 55 60 watt 8/15 ohm 12"	£14.50
*Pop 50 50 watt 15 ohm 12"	£11.99
*Pop 60 60 watt 8/15 ohm 15"	£15.70
*Pop 100 100 watt 8/15 ohm 18"	£23.70
* Carr. on L/S over 13 x 8 and 12" 60p per L/S.	

## ALUMINIUM CHASSIS

Four-sided with corner plates. All are 2 1/2" deep.			
6" x 3"	42p	12" x 5"	66p
6" x 4"	45p	12" x 8"	87p
8" x 3"	48p	14" x 3"	83p
8" x 6"	57p	14" x 9"	99p
10" x 7"	70p	16" x 5"	90p
12" x 3"	57p	16" x 10"	£1.15

## ALUMINIUM BOXES

Metal project boxes give your work a professional finish

AB7	L	2 1/2	5 1/2	H	1 1/2	40p
AB8	4	4	1 1/2			40p
AB9	4	2 1/2	1 1/2			40p
AB10	4	5 1/2	1 1/2			40p
AB11	4	2 1/2	1 1/2			40p
AB12	3	2	1			35p
AB13	3	4	2			55p
AB14	7	3	2 1/2			66p
AB15	8	6	3			85p
AB16	10	7	3			85p
AB17	10	4 1/2	3			85p
AB18	12	5	3			95p
AB19	12	8	3			£1.26

## ABS PLASTIC BOXES

Handy boxes for construction Projects. Moulded extrusion rails for P.C. or chassis panels. Fitted with 1mm front panels.

1005 = 105mm x 73mm x 45mm = 51p
1006 = 150mm x 75mm x 47mm = 66p
1007 = 184mm x 124mm x 60mm = 96p
1021 = 106mm x 74mm x 46mm (sloping front) = 50p


## BARGAIN BOARDS

Components galore for the experimenter Ex Computer boards with Resistors, Capacitors and useful Transistors - at least 4 transistors per board. Five boards £1.00.

## CLEAR PLASTIC PANEL METERS

Size 59mm x 46mm x 35mm these meters require a 38mm hole for mounting.

ME6	= 0 to 50 micro amp Full Scale
ME7	= 0 to 100 micro amp Full Scale
ME8	= 0 to 500 micro amp Full Scale
ME9	= 0 to 1 mA Full Scale
ME10	= 0 to 5 mA Full Scale
ME11	= 0 to 10 mA Full Scale
ME12	= 0 to 50 mA Full Scale
ME13	= 0 to 100 mA Full Scale
ME14	= 0 to 500 mA Full Scale
ME15	= 0 to 1 amp Full Scale
ME16	= 0 to 50 volts A.C. Scale
ME17	= 0 to 300 volts A.C. Full Scale
ME18	= "S" Meter
ME19	= "VU" Meter



OUR PRICE £3.50

## Q-MAX SHEET METAL PUNCHES

The easiest and quickest way of punching holes in sheet metal (up to 1.625mm Mild Steel)

DECOR DALO 83PC	SIZE	PRICE	
ETCH RESIST PEN	1 1/2"	88p	Key "T" 6p
The Decon Dalo 33PC	1 1/2"	75p	
is a unique instrument for the professional and amateur electronics engineer, enabling him to prepare in minutes a perfect printed circuit board	1 1/2"	83p	Key "A"
OUR PRICE 80p	1 1/2"	88p	6p
	1 1/2"	88p	
	1 1/2"	90p	
	1 1/2"	98p	Key "B"
	1 1/2"	98p	"B"
	1 1/2"	£1.08	10p
	1 1/2"	£1.05	
	1 1/2"	£1.10	Key "E"
	1 1/2"	£1.25	"B"
	1 1/2"	£1.43	10p
	1 1/2"	£1.50	
	2"	£2.05	Key "C" 13p
	2 1/2"	£2.30	
	2 1/2"	£4.10	Key "E"
	2 1/2"	£5.25	"E"
	3"	£8.10	20p

## ADD LUXURY TO YOUR CAR


with a motor driven car aerial	1 1/2"	£1.05	
SPEC:-	1 1/2"	£1.10	Key "B"
★ 5 section extended length 100cm	1 1/2"	£1.25	"B"
★ Length under fender 40cm	1 1/2"	£1.43	10p
★ Cable length 120cm	1 1/2"	£1.50	
2"	2"	£2.05	Key "C" 13p
2 1/2"	2 1/2"	£2.30	
2 1/2"	2 1/2"	£4.10	Key "E"
2 1/2"	2 1/2"	£5.25	"E"
3"	3"	£8.10	20p

Supplied complete with fixing bracket and control switch £6.75

1" SQUARE PUNCH complete with key £2.10

## STOP PRESS

BHA0002	15 watt Amp Module	£2.50
N5555	Timer I.C.	78p
MC1310P	Stereo Decoder I.C.	£2.00
7905	Regulator	£1.49
TIP 29A		55p
TIP 30A		63p
BC107		10p
BC108		10p
HC109		10p



I.C. SOCKETS	
D.I.L.	
8 pin	
14 pin	14p
16 pin	

## BARGAIN TRANSFORMERS

12-0-12 volt 500m/a

240 volt primary transformer bargain. approx size = 60mm x 40mm x 50mm fixing centres = 75mm  
Our Price = £1.20.

18 volt 500m/a

240 volt tapped 120 volt with screen. approx size = 60mm x 40mm x 50mm fixing centres = 75mm  
Our Price = £1.00.

## BARGAIN BOX

Loud buzzer mounted in a metal box complete with two U2 battery size holder. Designed and can be used as a fire alarm but is ideal as a door or Morse code practice buzzer. Approx. size - 2 1/2" x 6 1/2" x 1 1/2".  
OUR PRICE - 50p.

U.K. POSTAGE 15p  
UNLESS OTHERWISE  
STATED

V.A.T. Please add  
8% to all Totals

## CRESCENT RADIO LTD.

All mail to 11 MAYES ROAD,  
WOOD GREEN, LONDON N22 6TL  
Phone: 01-888 3206

Callers Welcome at  
15 Mayes Road & 13 South Mall, Edmonton N9.

If you construct  
You should  
own one.

CRESCENT  
CATALOGUE

Price 20p.

**Wire Wound Resistors.** Our selection of mixed values. 30 for £1.50, 100 for £4.00.

**Audio Amplifier Module.** Mullard LP1173 cutout power, nominal 10 watt, supply voltage +24 volt, with data and circuit. £2.50.

**Ferguson Stereo gram chassis** Model 3357, all transistor, medium long, VHF-FM. 3 watts per channel S/M. with connection data, less tuning scale. £20.

**Crystals -IC6U:** 32-03333 MHz: 52-02500: 52-01667: 51-56667: 51-58330: 37-76250: 37-75000: 12-395-8: 12-891-6: 12-700-0: 9-458-33: 9-456-25: 9-455-55: 9-533-33: 9-531-94: 9-530-55: 9-090-62: 9-087-5: 9-096-87: 50p each.

**Electrolytics.** 32/32/32/F, 325v, 2" 1 1/2" 35p: 2000µF 30v, 2" 1 1/2" 25p: 2000µF 30v, 2 1/4" 1" 25p: 2000µF 35v 3" x 1" 30p: 470µF 100v 3" x 1 1/2" 25p: 2000 2000µF 25v 2" x 1 1/2" 35p: 30,000µF 25v 4 1/2" x 2 1/2" 50p: 700µF 200v 3 1/2" x 1 1/2" 30p: 16 16µF 275v 1 1/2" x 1" 20p: 40 40 20µF 275v 3" x 1" 20p: 4500 900 900µF 30v 2 1/2" x 1 1/2" 50p: 4000µF 35v 3" x 1 1/2" 40p: 200 100 50 100µF 325v 3" x 1 1/2" 50p: 4000µF 15v 2" x 1" 20p: 470µF 25v 1 1/2" x 1 1/2" 15p.

**Matched pair of bookshelf speakers.** Teak finish, size 12" 8" 5", 8" 5" 8" ohms ceramic, 5 watts PMS. Complete with din leads. £11.00 pair.

**Thorn TV IF chassis,** 950 series (less valves) £1.75.

**UHF 625 transistor push button tuner** (NSF Telefunken) as used on Decca MS2400. Brand new and boxed, £3.25.

**Light Dependent Resistors** (RCA sq3536) 30p each, 4 for £1.00.

**P-C Boards** (not computer panels) 1 off 6 transistor single wave band. 1 off 4 transistor audio. 1 off 3 transistor £1.60, three boards.

**Rank EVR Teleplayer colour transistor panels,** type and components on new panels listed as follows, £2.50, each panel. Z605-14 off BC148: 2 RCA ca3851 (ic): 1 crystal 4-433618 MHz-Z507-12 off BC148: 1 BC108: 1 BC156: 1 RCA ca3046 (ic), 1 RCA ca3045 (c): Z608-23 off BC148: 2 BC158-Z612-12 off ME4103: 2 BC-251B: 1 BFY5C.

**Mains Droppers,** 10 mixed values, £1.00.

**Edgewise Level meters,** 200µA, size 1 1/2" overall 50p.

**Chrome Plastic knobs,** 3 types, 4 off each with spring clip, £1.25.

**Die Cast Boxes,** 4 1/2" x 3 1/2" x 3" 95p: 8 1/2" x 5 1/2" x 2" £1.20. 8 1/2" x 5 1/2" x 4" £1.70.

**Aluminium Chassis,** 7 1/2" x 5 1/2" x 2 1/2" 70p: 10" x 7 1/2" x 2 1/2" 85p: 11" x 7 1/2" x 2 1/2" 95p.

**BSR P128,** similar to HT70 single play, with heavy die cast turntable, less cartridge £1.00.

**Transistorised FM tuner head,** with A.M. gang, slow motion drive 88-108 Mcs, with circuit diagram, £2.30.

**Mono Amp Transistorised (Mains)** Ideal for record player 8 ohms 2 watts. £3.50.

**Ferguson Stereo gram Chassis.** MW/LW VHF with tuning scale (5+5 watts sine wave) 15 ohms £28.50.

**ALL ITEMS INCLUDE VAT**

**All items post paid in GREAT BRITAIN**

**SURPLECTRONICS**

216 LEAGRAVE ROAD,  
LUTON, LU3 1JD, BEDS.

**TRANSISTORS** (p. & p. 10p.)

All new and full spec.  
BC107/8/9, BC147/8/9, BC157/8/9 all 9p  
BF180 25p, BF182/3 40p, BF184 17p,  
BF187 13p, BFW10 55p, 741 8DIL 34p,  
BF336 35p, 2N3771 £1.10, 2N3441 50p,  
BD131 40p.

**EX COMPUTER PC PANELS**

4 x 2in packed with semiconductors and top quality resistors, capacitors, diodes etc. Guaranteed min. 35 transistors, plus data 25 boards £1 (30p)  
**DURAL EXTRUDED HEATSINKS,** 10D outline, black anodised, drilled for 4 x TO3 transistors 5 x 4 x 1 1/4 40p (15p)  
Sim. to above but for 8 x TO3 5 x 8 x 1 1/4 70p (27p)

**ELECTROLYTICS**

15,000µ 30v, 68,000µ 16v 65p (22p)  
30,000µ 25v 65p (22p)  
4,000µ 70v, 3,600µ 40v 4 x 2" 55p (15p)  
5,000µ 35v 40p (12p)  
20A 100 piv Si recs. 4 for £1 (12p)  
3A 100 piv Si recs 4 for 50p (8p)  
250 mixed resistors 60p (13p)  
250 mixed capacitors 60p (11p)  
150 mixed HI-STABS 60p (11p)  
200 Si planar diodes 60p (8p)  
QH bulbs 12v 50w 50p (7p)  
2N3055 EQUIV 4 to £1 (10p)

Postage and packing shown in brackets  
ADD 8% VAT to TOTAL

**KEYTRONICS**


(Mail Order only)

44 EARLS COURT ROAD  
LONDON W8. 01-478 8499

**MAINS UNITS for all types of TRANSISTOR EQUIPMENT**

**RUN YOUR TAPE RECORDER OFF AC MAINS**

Mains unit supplied complete and ready to plug into your cassette-recorder. (State voltage, make and type of plug required. If in doubt send diagram of recorder socket). **ONLY £2.97**



**CAR OWNERS**

Buy a British Made battery eliminator for your car. This unit enables you to run your cassette tape recorder from the car whilst travelling. It is easily fitted and comes complete with fitting instructions. Please state make of cassette, voltage and type of plug required. **ONLY £2.65**



**MAINS UNIT FOR TRANSISTOR RADIO ONLY**

For single outputs, 6v or 9v **£2.42**  
For two separate outputs, 6v + 6v. or 9v + 9v, **£2.97** per unit.  
(Please state outputs required).



All units are completely isolated from mains by double wound transformer ensuring 100% safety.

ALL PRICES INC VAT & P. & P

ALL BRITISH MADE

FULL REFUND IF NOT COMPLETELY SATISFIED

R.C.S. PRODUCTS (RADIO) LTD.

(Dept. P.W.D.)

31 Oliver Road, Walthamstow, London; E17

**SINCLAIR CALCULATORS**



Cambridge Assembled £15.95 (£1.55)  
Sinclair Scientific £22.45 (£2.05)  
Executive with Memory £26.25 (£2.53)  
Executive £22.75 (£2.25)

**FERRANTI ZN414**

IC radio chip with data £1.20 (22p). Also available IC of extra parts to complete a radio £2.45 (42p). Send sae for free leaflet.

**SINCLAIR PROJECT 80**

AFU £5.95 (70p)  
Z40 £4.45 (61p)  
Z60 £5.95 (70p)  
Q18 £8.70 (77p)  
P25 £4.28 (49p)  
P26 £6.95 (82p)  
P28 £6.95 (82p)  
Decoder £8.45 (75p). Trans for P28 £3.35 (50p).  
Tuner £8.95 (£1.08). Stereo 80 £8.95 (£1.08).  
Project 805 £29.95 (£2.80)  
Project 805SQ £33.95 (£3.10).



**ECONOMICAL QUADRAPHONICS**

Introducing the Naoplex QA10 self contained matrix quadraphonic synthesizer. Just feed the output of any stereo system (including Project 80 or 60) into it and hook on 4 speakers to obtain the latest experience in sound. Send sae for free leaflet. Only £10.15 (£1.10).



**SINCLAIR SUPER IC12**

6V rms power. With 44 page booklet and printed circuit £1.80 (40p).



**NEW SINCLAIR IC20**

High power IC audio amplifier £8.45 (£1.05).

**DELUXE KIT FOR THE IC12**

Includes all parts for the printed circuit and volume, bass and treble controls needed to complete the mono version £1.70 (26p). Stereo model with balance control £3.70 (43p).

**IC12 POWER KIT**

Supplies 28V 0.5 Amps £2.77 (48p).

**LOUDSPEAKERS FOR THE IC12**

5" 8 ohm £1.20 (27p). 5" x 8" 8 ohm £1.65 (37p).


**PREAMP KITS FOR THE IC12**

Type 1 for magnetic pickups, mics and tuners. Mono model £1.40 (25p). Stereo model £2.50 (33p). Type 2 for ceramic or crystal pickups. Mono 70p (19p). Stereo £1.40 (24p).

SEND SAE FOR FREE LEAFLET ON KITS


**BATTERY ELIMINATOR BARGAINS**

The most versatile battery eliminator ever offered. Switched output of 3, 4 1/2, 6, 7 1/2, 9 and 12V at 500 mA £3.90 (70p).  
Other eliminators stocked:-  
250mA:-3 way switched model giving 6, 7 1/2 and 9V £2.25 (55p).  
50mA:-6V £1.95 (40p). 9V £1.95 (40p). 7 1/2V cassette type £2.50 (40p). Double 6V + 6V £2.50 (40p). 9V + 9V £2.50 (40p).  
500mA:-Heavy duty deluxe models 6V £2.78 (55p). 7 1/2V £2.78 (55p). 9V £2.78 (55p).



**S-DECS AND T-DECS**

S-DeC £1.98 (31p)  
T-DeC £3.63 (47p)  
µ-DeC A £3.99 (51p)  
µ-DeC B £6.99 (81p)  
IC carriers:-  
16 dil: plain 81p (15p) with socket £1.77 (25p)  
10 TO5: plain 78p (15p). With socket £1.68 (24p).  
Experiment guides:-A £1.50 (26p), B £1.77 (29p), C 9v (18p), D £2.40 (35p), E £4.20 (53p).




**SWANLEY ELECTRONICS**

PO BOX 68, SWANLEY,  
KENT BR8 8TQ.


Please add the sum shown in brackets after the price to cover the cost of post and new VAT. Official credit orders from schools etc. welcome. No VAT charged on overseas orders.

## SUPERSOUND 13 HI-FI MONO AMPLIFIER



A superb solid state audio amplifier. Brand new components throughout. 5 silicon transistors plus 2 power output transistors in push-pull. Full wave rectification. Output approx. 13 watts r.m.s. into 8 ohm. Frequency response 12Hz-30KHz  $\pm$  3dB. Fully integrated pre-amplifier stage with separate Volume, Bass boost and Treble cut controls. Suitable for 8-15 ohm speakers. Input for ceramic or crystal cartridge. Sensitivity approx. 40mV for full output. Supplied ready built and tested, with knobs, euselechon panel, input and output plugs. Overall size 3" high x 6" wide x 7 1/2" deep. AC 200/250V. PRICE £11-80. P. & P. 50p.

## DE LUXE STEREO AMPLIFIER



A.C. mains 200-240 v. Using heavy duty fully isolated mains transformer with full wave rectification giving adequate smoothing with negligible hum.

Valve line up: 2 x ECL86 Triode Pentodes. 1 x E280 as rectifier. Two dual potentiometers are provided for bass and treble control, giving bass and treble boost and cut. A dual volume control is used. Balance of the left and right hand channels can be adjusted by means of a separate 'Balance' control fitted at the rear of the chassis. Input sensitivity is approximately 300mV for full peak output of 4 watts per channel (8 watts mono), into 3 ohm speakers. Full negative feedback in a carefully calculated circuit, allows high volume levels to be used with negligible distortion. Supplied complete with knobs, chassis size 11" w. x 4 1/2". Overall height including valves 6". Weight built & tested to a high standard. £10.22. P. & P. 50p.

**POWER SUPPLY UNIT 200/240V.** A.C. input. Four switched fully smoothed D.C. outputs giving 6v. and 7 1/2v. and 9v. and 12v. at 1 amp on load. Fitted insulated output terminals and pilot lamp indicator. Hammer finish metal case overall size 6" x 3 1/2" x 2 1/2". Suitable for Transistor Radios, Tape Recorders, Amplifiers etc. etc. Ready to fit. PRICE £4-90 P. & P. 50p.

**VYNAIR & REXINE SPEAKERS & CABINET FABRICS** app. 5 1/2 in. wide. Our price £1-10 yd. length. P. & P. 15p per yd. (min. 1 yd.). S.A.E. for samples.

### HARVERSON'S SUPER MONO AMPLIFIER

A super quality grain amplifier using a double wound fully isolated mains transformer, rectifier and ECL82 triode pentode valve as audio amplifier and power output stage. Impedance 3 ohms. Output approx. 3.8 watts. Volume and tone controls. Chassis size only 7in. wide x 3in. deep x 6in. high overall. A.C. mains 200/240V. Supplied absolutely Brand New completely wired and tested with good quality output transformer. £3-78 P. & P. 40p BARGAIN PRICE

**BRAND NEW MULTI-RATIO MAINS TRANSFORMERS.** Giving 13 alternatives. Primary: 0-210-240V. Secondary combinations 0-5-10-15-20-25-30-35-40-50V. half wave at 1 amp, or 10-0-10, 20-0-20, 30-0-30V. at 2 amps full wave. Size 3in. long x 3 1/4in. wide x 3in. deep. Price £2-81 P. & P. 40p.

**MAINS TRANSFORMER.** For transistor power supplies. Pri. 200/240V. Sec. 9-0-9 at 500 mA. £1.10. P. & P. 25p. Pri. 200/240V. Sec. 12-0-12 at 1 amp. £1.21. P. & P. 25p. Pri. 200/240V. Sec. 10-0-10 at 2 amp. £1.82. P. & P. 35p.

**HI-GRADE COPPER LAMINATE BOARDS** 8" x 6", Five for 60p plus 30p P. & P.

For personal callers only!  
Limited number of stereo radiogram chassis, covering LW/MW/FM bands. Mono radio and stereo gram.  
Overall size—approx. 18 1/2" W, 6 1/2" H, 8" Depth.  
4 watts per channel output, only £16-20.

### GENERAL PURPOSE HIGH STABILITY TRANSISTOR PRE-AMPLIFIER

For P. U. Tape, Mike, Guitar, etc. and suitable for use with valve or transistor equipment. 9-18v. battery or from H.T. line 200/300V. Frequency response 15Hz-25KHz. Gain 26dB. Solid encapsulation size 1 1/2" x 1 1/2" x 4". Brand new complete with instructions. Price 98p. P. & P. 15p.

**HANDBOOK OF TRANSISTOR EQUIVALENTS AND SUBSTITUTES**  
A must for servicemen and home constructors. Including many 1000's of British, U.S.A. European and Japanese transistors. ONLY 40p. Post 5p.

8 References Encyclopaedia for Electronic Engineers and Designers, covering between their transistor characteristics, diode and transistor equivalents. Many thousands of up to date European types listed.  
Diode Equivalents, 80p; Transistor Equivalents, 90p; Transistor Characteristics, £1.15; POST FREE All three together, £2-80


### NEW ISSUE

Thyristor, Triac, Diac etc. encyclopaedia 85p. Post Free  
8 pole 3 way 2 bank low loss Yakley type switches 1 1/2" sections. Standard spindle. 2 switches 64p + 10p P. & P.

Open 9.30-5.30 Monday to Friday.  
9.30-5 Saturday  
Closed Wednesday.

A few minutes from South Wimbledon Tube Station.

## HARVERSON MAINS OPERATED SOLID STATE STEREO FM TUNER



Enjoy stereo radio at this fabulous low price!

Designed and styled to match our 10 + 10 amplifier but will suit any other standard stereo amplifier. The design incorporates the very latest circuitry techniques with high-gain, low noise IF stages. Automatic frequency control to "lock-on" station and prevent drift. IC stereo decoder for maximum stereo separation. I.E.D. for stereo beacon indicator. Nominal output of tuner 100mV. Approximate size 12" wide x 8" deep by 2 1/2" high. Supplied ready built, fully tested and fully guaranteed (not available in kit form).  
Price £21-60 Post and Packing 50p.

### STEREO-DECODER

SIZE 2" x 3" x 1 1/2" ready built. Pre-aligned and tested. Sens. 20-500 mV for 9-16V neg. earth operation. Can be fitted to almost any FM VHF radio or tuner. Stereo beacon light can be fitted if required. Full details and instructions (inclusive of hints and tips) supplied. £5-00 plus 10p. P. & P. Stereo beacon light if required 40p extra.



### SPECIAL BARGAIN OFFER!

Limited number of BSR C123 Auto Changer De Luxe with lightweight tubular arm and stereo cartridge.  
Brand new. ONLY £7-86 + p. & P. 60p.

### PRECISION ENGINEERED PLINTHS

Beautifully constructed in heavy gauge "Colorcoat" plastic coated steel. Resonance free. Designed to take Garrard 1025, 2000, 2020TC, 2500, 3000, 2500, 5100, SP15 II and III, SL65B, AT60 etc. or B.S.R. C109, C199, A21 etc. Black leatherette finish. Size 12 1/2" x 14 1/2" x 3 1/2" high (approx. 7 1/2" high, including rigid smoked acrylic cover). NOW ONLY £4-76. P. & P. 70p.

**LATEST ACOS 6911/18C** mono compatible cartridge with t/o stylus for LP/EP/78. Universal mounting bracket. £1-48. P. & P. 15p.

**SONOTONE STACH COMPATIBLE STEREO CARTRIDGE** T/O stylus Diamond Stereo LP and 8appture 78. ONLY £2-27 P. & P. 10p. Also available fitted with twin Diamond T/O stylus for Stereo LP. £2-76. P. & P. 15p.

**LATEST T/O STEREO/COMPATIBLE CARTRIDGE** for EP/LP/Stereo/78. £1-60 P. & P. 15p. LATEST T/O MONO COMPATIBLE CARTRIDGE for playing EP/LP/78 mono or stereo records on mono equipment. Only £1-47. P. & P. 15p.

### QUALITY RECORD PLAYER AMPLIFIER MK. II

A top quality record player amplifier employing heavy duty double wound mains transformer, ECC83, EL84, and rectifier. Separate Bass, Treble and Volume controls. Complete with output transformer matched for 3 ohm speaker. Size 7in. wide x 3in. deep x 6in. high. Ready built and tested. PRICE £4-81. P. & P. 60p.  
ALSO AVAILABLE mounted on board with output transformer and speaker. PRICE £6-20. P. & P. 60p.

### HI-FI LOUSPEAKER SYSTEMS

Beautifully made teak finish enclosure with most attractive Tygan-Vynair front. Size 16" high x 10 1/2" wide x 6" deep. Fitted with E.M.I. Ceramic Magnet 13" x 8" bass unit, two E.I.P. tweeter units and crossover. Minimum power handling 10 watts. Available in 3 or 8 or 15 ohms impedance.

**OUR PRICE £9.10** Carr. 90p  
Cabinet Available Separately £4-86, Carr. 90p  
Also available in 8 ohms with EMI 13" x 8" bass speaker with parasitic tweeter £7-60, Carr. 90p.

### LOUSPEAKER BARGAINS

6in. 3 ohm £1-25. P. & P. 15p. 7 x 4in. 3 ohm £1-40. P. & P. 20p. 10 x 6in. 3 or 15 ohm £2-10. P. & P. 30p. E.M.I. 8 x 6in. 3 ohm with high flux magnet £1-70. P. & P. 20p. E.M.I. 12 1/2 x 8in. with high flux ceramic magnet with parasitic tweeter 3, 8 or 15 ohm £3-50. P. & P. 30p. E.M.I. 13 x 8in. 3, 8 or 15 ohm with two inbuilt tweeters and crossover network £4-65. P. & P. 30p. E.M.I. tweeter. Approx. 3 1/2". Available 3 or 8 or 15 ohms, £1-25 + 20p. p. & p.


**BRAND NEW, Bakers Loudspeakers** at substantial discounts! 12in. 15w. H/D Speakers 3, 8 or 15 ohms. State which. Current production by well-known British maker. Now with Hiflux ceramic ferrobar magnet assembly £7-75. Guitar models: 25w £7-75, 35w £8-50. P. & P. 45p.

12in. "RA" TWIN CONE H/D LOUSPEAKER. 10 watts peak handling. 3 or 8 or 15 ohm (state which) £2-70. P. & P. 35p.

"POLY PLANAR" WAFER-TYPE. WIDE RANGE ELECTRO-DYNAMIC SPEAKER

Size 11 1/2" x 14 1/2" x 1 1/2" deep. Weight 18oz. Power handling 20W r.m.s. (40W peak). Impedance 8 ohm only. Response 40Hz-20KHz. To be mounted on ceiling, walls, doors, under tables, etc. and used with or without baffle. Send S.A.E. for full details. Only £6-43 each. P. & P. 34p.

## HARVERSON SUPER SOUND 10 + 10 STEREO AMPLIFIER KIT



A really first-class Hi-Fi Stereo Amplifier KIT. Uses 14 transistors including Silicon Transistors in the first five stages on each channel resulting in even lower noise, level with improved sensitivity. Integrated pre-amp with Bass, Treble and two Volume Controls. Suitable for use with Ceramic or Crystal cartridges. Very simple to modify to suit magnetic cartridge—Instructions included. Output stage for any speakers from 8 to 15 ohms. Compact design, all parts supplied including drilled metalwork, high quality ready drilled printed circuit board with component identification clearly marked, smart brushed anodised aluminium front panel with matching knobs, wire, solder, nuts, bolts—no extras to buy. Simple step by step instructions enable any constructor to build an amplifier to be proud of. Brief specification: Power output: 14 watts r.m.s. per channel into 8 ohms. Frequency response  $\pm$  3dB 12-30,000 Hz. Sensitivity: better than 80mV into 1M $\Omega$ . Full power bandwidth:  $\pm$  3dB 12-15,000 Hz. Bass boost approx. to  $\pm$  12dB. Treble cut approx. to -16dB. Negative feedback 18dB over main amp. Power requirements 35v. at 1-0 amp. Overall Size 12" w. x 8" d. x 2 1/2" h.

Fully tested 7 page construction manual and parts list free with kit or send 18p plus large S.A.E.

AMPLIFIER KIT £11-84 P. & P. 30p  
(Magnetic Input components 33p extra)


POWER PACK KIT £3-46 P. & P. 40p  
CABINET £3-46 P. & P. 40p

(Post Free if all units purchased at same time)

Full after sales service

Also available ready built and tested £24-60. Post Free.

Note: The above amplifier is suitable for feeding two mono sources into inputs (e.g. mike, radio, twin record decks, etc.) and will then provide mixing and fading facilities for medium powered Hi-Fi Discosqueque use, etc.



### 3-VALVE AUDIO AMPLIFIER H434 MK II


Designed for Hi-Fi reproduction of records. A.C. Mains operation. Ready built on plated heavy gauge metal chassis, size 7 1/2" w. x 4" d. x 4 1/2" h. Incorporates ECC83, EL84, E280 valves. Heavy duty, double wound mains transformer and output transformer matched for 3 ohm

speaker. Separate volume control and now with improved wide range tone controls giving bass and treble lift and cut. Negative feedback line. Output 4 1/2 watts. Front panel can be detached and lewis extended for remote mounting of controls. Complete with knobs, valves, etc., wired and tested for only £5-90. P. & P. 45p.

**HSL "FOUR" AMPLIFIER KIT.** Similar in appearance to H434 above but employs entirely different and advanced circuitry. Complete set of parts, etc £4-92 P. & P. 45p.

### 10/14 WATT HI-FI AMPLIFIER KIT

A stylishly finished monaural amplifier with an output of 14 watts from 2 EL84s in push-pull. Super reproduction of both music and speech, with negligible hum. Separate inputs for mike and gram allow records and announcements to follow each other. Fully shrouded section wound output transformer to match 3-15  $\Omega$  speaker and 2 independent volume controls, and separate bass and treble controls are provided giving good lift and cut. Valve line-up 2 E184s, ECC83, EF86 and E280 rectifier. Simple instruction booklet 15p + SAE (Free with parts!) All parts sold separately. ONLY £9-60 P. & P. 60p. Also available ready built and tested £12-76 P. & P. 70p.



### HI-FI STEREO HEADPHONES

Adjustable headband with comfortable flexifoam earmuffs. Wired and fitted with standard stereo jn jack plug. Frequency response 30-15,000Hz. Matching impedance 8-16 ohms. Easily converted for Mono. PRICE £3-24. P. & P. 25p.

PRICES INCLUDE VAT at 8%

## HARVERSON SURPLUS CO. LTD.

(Dept. P.W.) 170 HIGH ST., MERTON, LONDON, S.W.19 Tel.: 01-540 3985

SEND STAMPED ADDRESSED ENVELOPE WITH ALL ENQUIRIES

(Please write clearly)

PLEASE NOTE: P. & P. CHARGES QUOTED ARE FOR U.K. ONLY. P. & P. ON OVERSEAS ORDERS CHARGED EXTRA.

# HUGE DISCOUNTS

**ON LEADING BRAND HI-FI** ALL RSC PRICES INCLUDE VAT  
LOW DEPOSIT CREDIT TERMS

\*Full labour and material guarantees for 12 months

	List Price	RSC Price
WHARFEDALE DENTON	£42.31 Pr.	£29.95
WHARFEDALE LINTON	£52.39 Pr.	£38.95
LEAK 250 SPEAKERS	£65.48 Pr.	£42.00
LINEAR 202 AMPLIFIER	£39.23	£24.95
ROTEL RT222 AM/FM Tuner	£50.57	£38.50
ROTEL RT322	£73.16	£53.95
ROTEL RX150 A Tuner/Amp	£77.09	£54.95
LEAK 2000 Tuner/Amp	£165.70	£134.95
Wharfedale Denton Tun/Amp	£93.28	£59.95
RANK 150a Stereo System	£137.35	£79.95

Also Shure Cartridges, Basf Tape, Koss H/Phones, etc.  
Prices of above correct at Oct 14 1974

## AKAI TAPE UNITS

	Rec. Price	All £1 carr.
GXC 36D	£110.72	£72.50
GXC 38	£147.19	£105.95
GXC 38D	£137.38	£97.95
GXC 46D	£157.59	£109.95
GXC 40T	£186.09	£135.95
GXC 75D	£199.90	£142.95

## GXC 510D

	Rec. Price	£189.90	£135.95
GXR 82D	£122.65	£89.95	
4000 DS	£130.12	£94.95	
4000 DB (Dolby)	£196.27	£139.95	
1721 L	£118.58	£84.95	
CR 81D	£98.10	£69.95	
CS33D	£105.81	£75.95	

**GOLDRING GL72 T/Table & G800 £29.95** (Approx. value £46) Carr. 75p  
**GOLDRING GL75 T/Table & G800 £34.95** (Approx. value £65) Carr. 85p  
**PIONEER PL12D T/Table on plinth & cover £41.75** List £61.90  
**BSR TD8S 8 track player. Special price £14.95**  
**T/TABLES with MAGNETIC CARTRIDGE/PLINTH & COVER**  
**GARRARD SP25 MK IV with G850 Special Price £19.95** (Carr. £1)  
**McDONALD MP60 with G800 or G850 ,, ,, £19.95** (Carr. £1)  
**RANK BD2000** Rec. Price £67.27 **£48.95** (Carr. £1)

## FANE HI-FI LOUDSPEAKERS AT APPROXIMATELY HALF-PRICE

**UNREPEATABLE OFFER** BRAND NEW BOXED FULLY GUARANTEED for High-Fidelity NOT Group Disco use  
Available by Mail Order only due to small quantities of some models. SAE for leaflets. Please state impedance required.

Model	Price	Model	Price	Model	Price	Model	Price	Model	Price	Model	Price
505	£2.73	806	£2.56	121/10	£3.17	138/10LR	£2.50	138/16TLR	£4.96	122/10TLR	£8.36
506	£2.61	1001	£4.37	121/10T	£3.37	138/10TLR	£2.83	101/10A	£4.27	122/12	£6.75
507	£1.08	1002	£4.19	121/11	£3.58	138/11	£3.55	101/14	£6.74	122/12A	£7.08
508	£1.98	1005	£3.85	121/11T	£3.78	138/11LR	£3.87	101/14A	£6.74	122/12D	£6.88
801	£3.93	1006	£3.50	121/15	£4.61	138/13	£3.83	122/10	£5.16	122/12T	£7.08
802	£3.69	1008	£2.93	121/15LR	£5.33	138/13LR	£4.15	122/10A	£5.49	122/14	£8.47
802T	£3.82	1001LR	£5.09	138/10	£2.18	138/15	£4.51	122/10LR	£6.03	122/14A	£8.80
805	£3.25	1005LR	£4.37	138/10T	£2.31	138/15LR	£4.83	122/10T	£5.46	122/14LR	£8.18
										152/12	£10.84
										152/12A	£11.33
										152/14	£12.49
										152/17	£14.98
										152/17T	£15.98
										152/17LR	£11.31
										152/18	£9.26
										152/12	£10.84

Controls: Bass, Treble, Vol. and Bal. 10 Transistors plus Diodes. Output rating I.H.F.M. Frequency range 20-20,000 c.p.s. Bass Control  $\pm$  12db. Treble Control  $\pm$  13db. Selector switch for Crystal P.U. or Tape/Radio. For speaker output impedances of 3 - 15 ohms. For standard 200-250v. A.C. mains operation. Attractive Black and Silver finished metal fascia plate and matching control knobs. COMPLETE KIT OF PARTS INCLUDING FULLY WIRED PRINTED CIRCUIT and COMPREHENSIVE WIRING DIAGRAMS & INSTRUCTIONS **£12.95** Carr. 40p OR FACTORY BUILT IN TEAK VENEERED CABINET as illustrated **£16.95** or dep. **£2.12** and 8 monthly payments **£2.12** (Total **£19.09**).



**AUDIOTRINE HIGH FIDELITY SPEAKERS**  
Heavy construction. Latest high efficiency ceramic magnets. Plasticated Cone surround. "D" or "T" indicates Tweeter Cone providing extended frequency range up to 5,000 c.p.s. Impedance 3 or 8-16 ohms. PLEASE STATE CHOICE. Exceptional performance at low cost.

HF808T	8"	10W	£2.55	HF120D	12"	15W	£6.50
HF102D	10"	10W	£3.50	HF128	12"	15W	£7.95
HF120	12"	15W	£6.85	HF126D	12"	15W	£8.50

### AUDIO FIDELITY MODEL 80 HI-FI SPEAKER

A full range 8in. 10 watt unit for excellent sound quality, in suitable enclosures. Cast chassis Roll P.V.C. cone surround and long throw voice coil to achieve very low fundamental resonance of 30 c.p.s. Tweeter cone is fitted to extend high note response. Frequency range 25 Hz to 15 KHz. 10,000. Impedance 8-15  $\Omega$ .  
**MODEL 83 8" 15w.** with parasitic Tweeter. **£4.50 ea. £7.98 pr**  
 Response 25 Hz to 15 KHz. Gauss 13,000 Imp 9-15 $\Omega$ . **£10.95** pr. **£5.99 ea.**

**HI-FI 8" x 5" 7 watt SPEAKERS**  
with parasitic Tweeter 8 ohm imp. Post and pacbin 20p **£1.25**

### R.S.C. MkIII SUPER 30 HIGH FIDELITY STEREO AMPLIFIER

**BUILD AN AMPLIFIER WORTH APPROXIMATELY DOUBLE THE KIT PRICE INCLUDING CABINET**  
Only high grade components by leading manufacturers

- \* Push Button Selector Switching
- \* Jack Socket for Headphones
- \* Neon Indicator
- \* Satin Silver Finish Metal Fascia
- \* Solid State Circuitry
- \* Twenty Silicon Transistors
- \* Four Diodes, Four Rectifiers

Send S.A.E. for full descriptive leaflet.

For Magnetic or Ceramic Pick-Ups regardless of Price. Output (per channel) 15 watts RMS into 8 $\Omega$ . Frequency Response 7 Hz to 70 KHz  $\pm$  1/3 dB. Assembled unit in cabinet **£42.50**



### R.S.C. TRANSFORMERS, L.F. CHOKES & RECTIFIERS FULLY GUARANTEED

MIDGET CLAMPED TYPE 2 1/2 x 2 1/2 x 2 1/2 in.	TOP SHROUDED DROP-THRO' TYPE	SELENIUM RECTIFIERS F.W. (Bridged)
250v., 60mA, 6.3v. 2a. £1.50	250-0-250v. 70mA, 6.3v. 2a., 0.5-6.3v. 2a. £2.25	All 6 1/2v. D.C. output. Max. A.C. input 15v.
250-0-250v., 60mA, 6.3v. 2a. £1.80	250-0-250v. 100mA, 6.3v. 3a., 0.5-6.3v. 2a. £2.50	3a, 6.3v. 2a, 4.9p.
	250-0-250v. 100mA, 6.3v. 3a., 0.5-6.3v. 1a. £2.75	6a, 97p.
	350-0-350v. 80mA, 6.3v. 2a., 0.5-6.3v. 2a. £2.75	
	250-0-250v. 100mA, 6.3v. 4a., 0.6-6.3v. 3a. £3.75	
	300-0-300v. 100mA, 6.3v. 4a., 0.5-6.3v. 3a. £3.75	
	300-0-300v. 130mA, 6.3v. 4a., ct. 6.3v. 1a. £4.50	
	Suitable for Mullard 150A Amplifier. £4.50	
	350-0-350v. 100mA, 6.3v. 4a., 0.5-6.3v. 3a. £3.75	
	350-0-350v. 150mA, 6.3v. 4a., 0.5-6.3v. 3a. £4.50	
	300-0-300v. 150mA, 6.3v. 4a., 0.5-6.3v. 3a. £4.50	
	425-0-425v. 200mA, 6.3v. 4a., ct. 5v. 3a. £8.50	
	425-0-425v. 200mA, 6.3v. 4a., Twice 5v. 3a. £8.70	
	450-0-450v. 250mA, 6.3v. 4a., ct. 1v. 5a. £9.00	
	350-0-350v. 150mA, 6.3v. 4a., 0.5-6.3v. 3a. £4.50	
	Types 6.3v. 1.5a. 77p; 6.3v. 2a. 80p; 6.3v. 3a. £1.45p; 6.3v. 4a. £2.25; 12v. 1a. 80p; 12v. 3a. or 24v. 1.5a. £2.25; 0.9-18v 1 1/2a. £1.95; 0.12-25-42v 2a£2.75.	

Impregnated and Interleaved where necessary. Screened

### HI-FI SPEAKER ENCLOSURES

ME8 13 x 9 1/2 x 6 1/2 in. **£3.95**  
 JE8 16 x 11 x 9 in. **£5.95**  
 SE10 25 x 16 x 9 in. Cut for 10in. and Tweeter **£8.95**  
 SE12 25 x 16 x 9 in. Cut for 12in. and Tweeter **£8.95**

**AUDIOTRINE HI-FI SPEAKER SYSTEMS**  
Consisting of matched 12in. 11,000 Gauss 15 Watt 15 ohm high quality speaker, cross-over unit and tweeter. Smooth response and extended frequency range ensure surprisingly realistic reproduction. **£6.95** Carr. 45p  
 OR SENIOR 15 WATT INCLUDING **£8.50** Carr. 50p  
 HF126 15,000 GAUSS SPEAKER

### R.S.C. TA6 6 Watt HI-FI AMPLIFIER

200-250v. AC mains operated. Response 30-20,000 c.p.s. -2dB. Separate Bass and Treble 'lift and cut' controls. 3 input sockets for Mike, Gram, Radio or Tape. Input selector switch. Output for 3-15 ohm speakers. Max. sensitivity 5mV. O/P rating I.H.F.M. Enclosed enamelled case 9 1/2 x 2 1/2 x 2 1/2 in. Silver finish fascia 10 1/2 x 2 1/2 in. Complete kit, wiring diagrams and instructions. **£7.95** Carr. 40p. **FACTORY BUILT £10.95**

### R.S.C. TA12 MKIII 6.5 + 6.5 WATT STEREO AMPLIFIER

Fully Transistorised. Hi-Fi of 6.5 watts per channel. Optimum performance with any crystal or ceramic P.U. Cartridge, Radio Tuner, Tape Rec. etc. Input Sel. Switch, Bass, Treble, Vol. & Bal. Controls. COMPLETE KIT OF PARTS WITH FULL **£12.95** Carr. 40p. WIRING DIAGRAMS & INSTRUCTIONS **£12.95** Carr. 40p. Factory built with **£16.61** Or In Teak **£19.55** Dep. **£2.50** and 8 mthly payments 12 mths guarantee **£16.61** Veneer housing **£19.55** **£2.50** (Total **£22.50**).

### AUDIO FIDELITY FRI SPEAKER KIT

Response 30Hz-15KHz. Rating 15 watts in sealed cabinet. Imp. 8-15 ohms. 8" Bass Unit with P.V.C. Cone surround for ultra low resonance. Pressure Tweeter. Printed Circuit. Inductive/Capacitive Cross-over. Damping Material, Serevs, Terminal Panels. **£10.95**  
**SPECIAL OFFER £14.99** Carr. 50p Pair. Carr. Free.

### 'YORK' HIGH-FIDELITY 3 SPEAKER SYSTEM

★ Moderate size only 25 x 14 x 10in. approx.  
 ★ Response 30-20,000 c.p.s. Impedance 15 ohms  
 Performance comparable with COMPLETE KIT units at twice the cost **£25.95** Carr. 75p  
 Deposit £4.71 and 8 monthly payments £3.12 (Total £29.67)  
 Consists of (1) 12in. 15w Bass unit with cast chassis. Roll rubber cone surround for ultra low resonance. (2) 3-way quarter section series cross-over system. (3) 8 x 5in. high flux middle range speaker. (4) Dome Pressure Tweeter. (5) Quantity acoustic damping material. (6) Handsome Teak veneered cabinet. (7) Circuit and full instructions.

CHARGER TRANSFORMERS 0.9-15v. 11a. £1.75, 2 1/2a. £1.95; 3a. £2.00; 5a. £2.45; 6a. £2.75; 8a. £3.60	OUTPUT TRANSFORMERS
AUTO (Step Up/step Down) TRANSFORMERS 0.1-10/120v. 200-230-250v. 50-80 watts £2.50, 150 watts, £4.50 250 watts £5.50; 500 watts £8.50	Push-Pull 8 watts EL84 to 3 $\Omega$ or 15 $\Omega$ .. £1.45
	Push-Pull 10 watts 6V6, 3-5-8-15 $\Omega$ .. £2.25
	Push-Pull EL84 to 3 or 15 10-12 watts .. £2.25
	Push-Pull Ultra Linear for Mullard 510, etc. £3.75
	Push-Pull 15-18 watts, sectionally wound
	GL6, KT66, etc., for 3 or 15 $\Omega$ .. £3.20
	Push-Pull 20 watt high quality sectionally wound EL34, 6L6, KT66 etc. to 3 or 15 $\Omega$ £5.50



# RSC 100 watt DISCO SYSTEM



AT FANTASTIC LOW PRICES!

Units listed below  
 (a) DISCOMASTER TWIN TURNTABLE CONSOLE with integral 100W amplifier  
 (b) PAIR OF HI-FI HEAD- PHONES  
 (c) MATCHING DYNAMIC "MIKE" (attached to hi phone)  
 (d) PAIR 50 WATT SPEAKERS  
 Black Rexine covered Cabinets Size approx. 18" x 18" x 8"  
 (a) (b) (c) & (d) Carr. £3-00

## RSC TDI DISCO CONSOLE

Incorporating twin Garrard SP25 or BBE 2P56 type turntables and Sonotone or Aco's Cartridges with diamond styli. Separate Vol. controls for each turntable. Also MONITORING FACILITIES, plus Treble and Bass Controls, Separate input for 'mike' with vol. control switch. Black Vinylite covered Cabinet with lid, see illustration on left. Or Dep. £9-00 and 18 fortnightly pymts. £2-22 (Total £24-96) Carr. £1-50

£149-95  
 DEP. £19-95 & 19 fortnightly payments of £7-87 (Total £169-48).

£75-00  
 Carr. £1-50

### DISCOMASTER TWIN TURNTABLE POWER CONSOLE

Garrard SP25 or McDonald MF60 turntables. Sonotone or Aco's cartridges with diamond styl. Facilities as TDI Console but with built-in 100 watt Power Amplifier, complete with lid. Or Deposit £11-48 and 18 fortnightly payments £5-74 Carr. £2-50 (Total £114-80)

£99-95

### R.S.C. COLUMN SPEAKERS

All types 15 Ohms covered in Rexine and Vynair

TYPE C132 30-40 WATTS Fitted two exceptionally efficient, low feedback hifi characteristic high flux 13" x 8" x 20 watt speakers. Terms: Dep. £3-95 and 8 mthly payments £2-87 (Total £25-81) Carr. 65p.

IDEAL FOR VOCALISTS AND PUBLIC ADDRESS  
 TYPE C8/70 70 WATTS. Fitted three 12" 25 watt Highly sensitive high flux speakers with high power voice coils. Size approx. 54" x 14" x 11". Dep. £5-11 & 8 mthly pymts. £2-11 (Total £45-99) Carr. 85p

### FANE ULTRA HIGH POWER LOUDSPEAKERS

All power ratings are R.M.S. continuous. 2 YEARS' GUARANTEE High flux ceramo magnets. ALL CARRIAGE FREE.



'POP' 100  
 18" 100 Watt  
 14,000 gauss  
 8/15Ω  
 £29-95  
 Dep: £3-80 and 5 mthly payments £3-80 (Total £34-20)

'POP' 60  
 15" 60 Watt  
 14,000 gauss  
 8/15Ω  
 £16-95  
 Dep. £2-17 and 8 mthly payments. £2-17 (Total £19-53)

'POP' 50  
 12" 50 Watt  
 13,000 gauss  
 15Ω  
 £12-95  
 Terms for pairs Dep. £3-90 & 8 mthly pymts £3-16 Total £29-18 PAIR SUITABLE ALL PURPOSES

FOR BASS GUITAR, ELECT. ORGAN, ETC.

### FANE POP '55'

12" 60 watt 15000 gauss 8-15Ω  
 £15-99

### PH50 Power Tweeter

50w when used with rec. filter provides improved vocal sound  
 £5-95

### FANE SPEAKERS 'POP' 25/2 12 in. 30 WATT

Dual Cone 15 Ω (for uses other than Bass Guitar or Electronic Organ). Carr. free  
 £8-95  
 CREDIT TERMS (PAIRS ONLY) Dep. £2-80 & 8 mthly pymts. £2-80 (Total £21-20)

### GROUP EQUIPMENT PACKAGE OFFERS

F.A.L. PHASE 50 MK. III AMPLIFIER PR. FANE POP 25/2 50 W/SPEAKERS Terms: Deposit £7-35 and 8 monthly payments of £7-35 (Total £66-15)	£48-95 £17-00 £61-85	PACKAGE PRICE £56-95 £1-10
F.A.L. PHASE 50 MK. III AMPLIFIER PR. FANE POP 60 L/SPEAKERS Terms: Deposit £22-00 and 12 monthly payments of £4-20 (Total £78-40)	£43-95 £25-90 £69-85	PACKAGE PRICE £63-95 £1-10
F.A.L. PHASE 50 AMPLIFIER PAIR L12/20 SPKRS (in Cabinets) Terms: Deposit £22-00 and 12 monthly payments £4-20 (Total £72-40)	£43-95 £25-90 £69-85	PACKAGE PRICE £63-95 £2-00

ALL RSC PRICES INCLUDE VAT INTEREST CHARGES REFUNDED on Credit Purchases settled in 3 months

MINSTREL 8W GUITAR AMP. Incorporating Tremolo and 13" x 8" or 10" Speaker. Output 8 watts R.M.S. Continuous. 3 Jack Inputs for Microphone and Instrument. Mains Neon Controls: Volume, Tone, Tremolo Speed Tremolo Intensity. Terms: Deposit £4-40 and 8 monthly payments £2-87 (Total £26-76) Carr. free

£19-95

FANE CRESCENDO SPEAKERS Full range available at all BRANCHES



### FAL MAESTRO COMBINED 30W AMPLIFIER AND 18" LOUDSPEAKER

For Lead Guitar, Mfc. Gram, Radio, Tape (Not for use with Bass instruments) Inc. 3 inputs and 2 vol controls plus Treble & Bass, TREMOLO with associated controls. Attractively finished in black with silver-finished fascia. Compact size. Fitted carrying handle. Terms: Deposit £5-59 and 8 monthly payments £5-59 (Total £50-81)

£43-74

Carriage free

Also RSC PHANTOM '50' Rating 50w £49-95 Carr. £1-50



### FAL PHASE 50 Mk. III AMPLIFIER 50 WATT

Solid state. 4 Separately controlled inputs Plus master vol. control. 1 Bass and Treble Controls. Protective Circuitry against serious output overloading. Output for Speaker/s 8 to 15 ohms. Size 17" x 7" x 7 1/2". 200-250v. A.C. mains. Output 50 watts music rating. Or deposit £5-75 & 8 monthly payments £5-75. Total £51-75. Carr. Free

£43-95


### REGENT 50X 50 WATT AMP.

A powerful high quality unit for lead, rhythm guitar, vocalists, gram, radio, tape. 50w Peak O/P rating. Not for Bass Guitar. \*Two Fane heavy duty high flux 12in. spkrs. \* Four Jack inputs and two "Volume Controls for instant use of up to four pick-ups or "mikes". Bass and Treble controls. Send S.A.E. for leaflet. Credit Terms: Deposit £7-98 & 18 fortnightly payments of £3-99 (Total £79-80). Carr. £2-50

£69-95

REGENT 50B for Bass Guitar and general purposes. Or Dep. £9-18 & 18 fortnightly payments £4-59. (Total £91-80). Carr. £2-50

£79-95



### GP30 AMPLIFIER

For Guitar, Vocal or Instrumental Group  
 A 4 input, 2 vol. control Hi-Fi 30 watt unit with Separate Bass and Treble controls. Current valves. Peak output rating. Strong Rexine covered cabinet with handles. Attractive black/silver P.V.C. fascia. Neon indicator. For 200-250v. A.C. mains. For 8 or 15 ohm speakers. Send S.A.E. for leaflet. Terms: Deposit £5-58 and 8 monthly payments of £3-58 (Total £34-22). Carr. 75p

£29-95

### COMPLETE PULSAR £99-95

### 'SOUND TO LITE' SYSTEM

Terms: Deposit £11-48 and 18 fortnightly payments £5-74. (Total Credit Price £114-80). Super 8L Unit. 1000 watt per channel. Manual override buttons, 2 spotlights with 6 bulbs (3 sep. colours) 3 yd and 10 yd leads, fitted plugs. Units sold sep.

### DISCO LIGHTING AT KEEN PRICES

### FAL DISCO PRE-AMPLIFIER

T/Table mixing inputs. Headphone Monitoring. Mic. Jack & Tape inputs. Independent Vol. Control Std. 200-250v A.C. Mains operation

£18-50

### TITAN 18" 100W SPEAKERS

15 ohms (List £33) Carr. 75p

£25-95

NEW BRANCHES AT BOLTON, COVENTRY DONCASTER, PRESTON and STOCKPORT



Barclaycard and Access accepted  
 All items subject to availability. Prices correct at 14.10.74 E. & O.E.

MAIL ORDERS & EXPORT ENQUIRIES TO:— AUDIO HOUSE, HENCONNER LANE, LEEDS, 18. Tel: Pudsey (09788) 77881. MAIL ORDER MUST NOT BE SENT TO SHOPS TERMS C.W.O. or O.O.D. No O.O.D. under £1. POSTAGE 40p PER ORDER OR AS QUOTED. TRADE SUPPLIED. S.A.E. PLEASE WITH ENQUIRIES.

### R.S.C. BRANCHES OPERATE A 5-DAY WEEK OPEN ALL DAY SATURDAY

- BRADFORD 10 North Parade (Closed Wed.). Tel. 25349
- BOLTON 23 Deansgate. (Closed Wed.). Tel. 33512
- BIRMINGHAM 30/31 Great Western Arcade. Tel. 021-236 1279 (Closed Wed.).
- COVENTRY 17 Shelton Square, The Precinct. Tel. 25883
- DERBY 97 St. Peter's Street. (Closed Wed.). Tel. 41361
- DARLINGTON 19 Northgate (Closed Wed.). Tel. 68043

- HI-FI CENTRES LTD.
- DONCASTER 3 Queensgate, Waterdale Centre. (Closed Thurs.). Tel. 63069
  - EDINBURGH 101 Lothian Rd. (Closed Wed.). Tel. 229 9501
  - GLASGOW 326 Argyle St. (Closed Tues.). Tel. 248 4158
  - HULL 7 Whitefriargate (Closed Thurs.). Tel. 20505
  - LEICESTER 32 High Street (Closed Thurs.). Tel. 56420
  - LEEDS 5-7 County (Mecca) Arcade, Briggate. (Closed Wed.). Tel. 28252
  - LIVERPOOL 73 Dale St. (Closed Wed.). Tel. 236 3573
  - LONDON 238 Edware Road, W.2. (Closed Thurs.). Tel. 723 1629

- MANCHESTER 60A Oldham Street (Closed Wed.). Tel. 236 2778
- MIDDLESBROUGH 105 Newport Road (Closed Wed.). Tel. 47098
- NEWCASTLE UPON TYNE 24 Newgate Shopping Centre (Closed Wed.). Tel. 21469
- NOTTINGHAM 19/19A Market Street (Closed Thurs.). Tel. 48068
- PRESTON 41 Friargate Walk, St. Georges Shoppg Prec. Tel. 51979
- SHEFFIELD 13 Exchange Street (Castle Mkt. Bldg.). (Closed Thurs.). Tel. 20716
- STOCKPORT 8 Little Underbank (Closed Thurs.). Tel. 480-0777
- SUNDERLAND 5 Market Sq. (Closed Wed.). Tel. 70573



# PARTRIDGE UNWRAP THEIR SUPER PACKAGE COMPLETE RADIO COMMUNICATION STATION FOR THE HOME — CAMPING — BOATING — ETC.

THE TREND LEADER, TRIO'S LATEST QR666 SOLID STATE GEN. COVERAGE RECEIVER £139.82 del. FREE (our risk), with FREE MATCHING HEADPHONES—OR—COMPLETE STATION. On the air in seconds from ANY LOCATION—DEL. FREE (our risk) £157.58.

THE SUPER PARTRIDGE PACKAGE comprises—

- QR666 Receiver, 170 kHz-30 MHz, ALL BANDS, ALL MODES, AM, SSB, CW (opt. FM) for Mains, Batteries, DC ext. supply. A TRULY BEAUTIFUL RECEIVER—EXTENDED BANDSPREAD—NO THERMAL DRIFT—MECH. AND CERAMIC FILTER—DUAL GATE MOSFETS. SINGLE AND DOUBLE CONVERSION—AND SO SIMPLE AND PLEASANT TO OPERATE.
- FREE MATCHING HEADPHONES, lightweight, comfortable, hygienic.
- World Record ALL BAND patented VFA aerial in beautiful gold stove enamel, hammer finish (7ft. 6in. long).
- Made to match, the QR666, the JOYMATCH 111B A.T.U. (also gold stove enamel).
- All necessary cables. **THE COMPLETE RADIO STATION FOR ANY LOCATION.**


JOYSTICK VFA + JOYMATCH 111B (SYSTEM "A") for modern communications receivers £29.58 del.  
 JOYSTICK VFA + JOYMATCH LO-Z500, with RF meter, transmitting 500w. PEP (SYSTEM "H") £36.27 "  
 JOYSTICK VFA + JOYMATCH LO-Z500X With no RF meter, transmitting 500w. PEP (SYSTEM "J")

JOYMATCH tuned AERIAL SYSTEM for ANY MW and SW communications or Solid State receiver .. .. £5.87 del. .. .. £5.87 del.  
 JOYMATCH Artificial Earth for MW and SW, as used on North Sea Oil Rigs .. .. .. £3.39 "  
 Communications HEADPHONES, 8 ohm. Suitable most modern comm. receivers .. .. .. £4.75 "  
 VALVES: Complete replacement set for 9R59DS and 9R59DE .. .. .. .. £0.59 "  
 AERIAL WIRE, heavy duty 16 SWG enamelled aluminium. Per 10 metres .. .. .. ..

Send 4p stamp for complete details of PARTRIDGE PRODUCTS AND TRIO QR666.



G3CED — G3VFA  
 FOR EXPERT ADVICE AND INFORMATION  
 Telephone: 0843 62535 or 62839  
 evenings and weekends



## Become a radio amateur.

Learn how to become a radio-amateur in contact with the whole world. We give skilled preparation for the G.P.O. licence.

**Free!**

Brochure, without obligation to:  
**BRITISH NATIONAL RADIO & ELECTRONICS SCHOOL, Dept.,**  
 P.O. Box 156, Jersey, Channel Islands.

NAME \_\_\_\_\_  
 ADDRESS \_\_\_\_\_

W.B. 124  
 Block caps please

# C. T. ELECTRONICS

NOW AT 267 & 270 ACTON LANE, LONDON W4 5DG

Now open—our new components shop. These premises are very much larger and will enable us to have greater stocks than we already have. Having all the components under one roof will now guarantee you speedier service on the counter, and on the matter of price, we have an enormous range of components to choose from. If you are having problems getting your components then come along. We are open from 9.30 a.m. through 6.0 p.m. Monday to Saturday. The nearest underground is Chiswick Park, and there are no parking restrictions.

## SEMICONDUCTORS

AC107	35p	BCY30	40p	MJ340	35p	OC38	85p	TIP41C	95p	2N2846	£1.50
AC123	35p	BCY31	55p	MJ421	45p	OC41	40p	TIP42C	£1.10	2N2904	25p
AC128	25p	BCY32	45p	MJ2801	£1.25	OC44	30p	TIS50	40p	2N2905	25p
AC176	25p	BCY33	45p	MJ2801	£2.20	OC45	20p	ZTX107	15p	2N2906	25p
AC128	28p	BCY34	50p	MJ340	50p	OC70	15p	ZTX300	15p	2N2907	25p
AC176	27p	BCY38	85p	MJ370	75p	OC71	17p	ZTX500	18p	2N2926	12p
ACY17	55p	BCY39	£1.00	MJ371	80p	OC72	20p	ZTX501	20p	2N3025	25p
ACY18	30p	BCY55	£1.80	MJ520	85p	OC75	25p	ZTX504	50p	2N3054	25p
ACY19	30p	BCY70	22p	MJ2955	£1.85	OC76	25p	ZTX531	30p	2N3055	50p
ACY20	25p	BCV71	22p	MJ3052	85p	OC77	40p	ZTX550	25p	2N3232	78p
ACY29	55p	BCY72	25p	MM1813	43p	OC81	25p	IN659	8p	2N3325	85p
ACY21	30p	BD121	75p	MM1715	80p	OC83	25p	IN614	8p	2N3702	12p
AD140	80p	BD123	75p	MPF102	45p	OC84	25p	IN618	8p	2N3703	12p
AD149	85p	BD124	80p	MPF105	50p	OC139	30p	IN4001	8p	2N3704	12p
AD163	80p	BD131	75p	2N5457	35p	OC140	30p	IN4002	8p	2N3705	12p
AD162	40p	BD132	75p	2N5458	40p	OC170	25p	IN4003	8p	2N3706	12p
AF114	25p	BD153	75p	2N5458	40p	OC171	30p	IN4004	10p	2N3707	12p
AF115	25p	BD156	75p	MPF105	50p	OC200	50p	IN4005	12p	2N3708	12p
AF116	25p	BDY11	£1.40	2N5458	40p	OC201	30p	IN4006	15p	2N3709	12p
AF117	25p	BDY17	£1.80	MP50A	85p	OC202	75p	IN4002	15p	2N3712	12p
AF118	80p	BDY19	£1.85	MPSA16	30p	TIP29A	48p	IN4148	7p	2N3772	£2.75
AF172	90p	BF152	80p	MPSA56	35p	TIP30A	58p	IN696	25p	2N3773	£2.85
ASV28	80p	BF194	75p	MPSU06	75p	TIP31A	25p	2N697	25p	2N3819	25p
AS221	60p	BF195	15p	MPSU56	70p	TIP32A	74p	2N698	25p	2N3820	55p
BA120	33p	BFX29	30p	NKT135	35p	TIP33A	£1.05	2N706	12p	2N3886	85p
BA112	50p	BFX84	30p	NKT222	25p	TIP34A	£1.55	2N708	15p	2N3904	22p
BA114	50p	BFX85	30p	NKT222	25p	TIP35A	£1.12	2N709	15p	2N3905	22p
BA156	50p	BFX86	30p	NKT404	80p	TIP36A	£2.85	2N708	20p	2N3906	22p
BC107	14p	BFY36	30p	NKT773	30p	TIP41A	75p	2N1132	25p	2N4059	12p
BC108	14p	BFY10	35p	NKT774	25p	TIP42A	90p	2N1302	18p	2N4060	12p
BC109	14p	BFY14	50p	OA10	20p	TIP43B	£1.12	2N1303	25p	2N4061	12p
BC147	12p	BFY50	50p	OA10	20p	TIP30B	60p	2N1304	25p	2N4062	12p
BC148	12p	BFY51	25p	OA47	10p	TIP31B	70p	2N1305	25p	2N4286	15p
BC149	12p	BFY52	25p	OA70	12p	TIP32B	82p	2N1306	25p	2N4287	15p
BC150	14p	BFY53	25p	OA81	10p	TIP31B	85p	2N1307	25p	2N4288	15p
BC157	14p	BFY90	15p	OA81	10p	TIP34B	£1.48	2N1308	25p	2N4289	15p
BC158	15p	BSW63	85p	OA90	10p	TIP35B	£2.81	2N1309	25p	2N4290	15p
BC159	15p	BSW68	80p	OA91	10p	TIP36B	£3.84	2N1613	25p	2N4444	£1.80
BC169C	14p	BSY95A	12p	OA91	10p	TIP37B	85p	2N2147	80p	2N4871	35p
BC182	14p	CA26	40p	OA210	35p	TIP29C	71p	2N2160	85p	2N5191	£1.10
BC184	14p	BY100	15p	OA211	36p	TIP30C	78p	2N2217	25p	2N5194	£1.10
BC212	14p	BY126	30p	OA216	90p	TIP31C	85p	2N2218	25p	40360	50p
BC213	14p	BY127	30p	OC193	85p	TIP32C	85p	2N2219	15p	40361	50p
BC214	14p	BY164	85p	OC22	55p	TIP33C	£1.30	2N2222	25p	40362	55p
BC238	12p	IS100	15p	OC26	65p	TIP34C	£1.90	2N2224	25p		
BC239	12p	IS103	20p	OC28	85p	TIP35C	£2.20	2N2398	70p		
				OC30	80p	TIP36C	£4.10	2N2846	50p		

## S.C.R.s

CRS1/05	40p	CRS1/20	60p	CRS1/40	85p	CRS1/60	90p	CRS3/10	62p	CRS3/20	82p	CRS3/40	90p	CRS7/400	£1.00
CRS16/100	85p	CRS16/200	90p	CRS16/600	£1.00	C106B	45p	C106D	70p	40669	90p	TIC4A	35p	2N4444	£1.90
BT10/5004 R	85p														

## TRIACS

TXL228B 8A 400V	85p	SC40D	£1.40	SC40E	£1.65	SC45D	£1.70	SC45E	£2.10	SC50D	£2.42	SC50E	£2.70	DIAC	25p
-----------------	-----	-------	-------	-------	-------	-------	-------	-------	-------	-------	-------	-------	-------	------	-----

## LINEAR I.C.s

LM309K 5V, 1A, Volt-amp Reg.	£2.10	LM73C 2-3V, 150mA Voltage Reg.	£1.05	MFC4000 250mV Audio	80p	TB4800 5Watt Audio	£1.50	709C Op Amp D.I.L.	45p	741C Op Amp 8/14 D.I.L./TO99	55p	748C Op Amp D.I.L.	75p	747C Dual Op Amp	£1.20
------------------------------	-------	--------------------------------	-------	---------------------	-----	--------------------	-------	--------------------	-----	------------------------------	-----	--------------------	-----	------------------	-------

## BRIDGE RECTIFIERS

W02 1A 200V 3P	3p	BY164 1-4A 200V 5P	5p	MDA9522	6A 100V 8P
----------------	----	--------------------	----	---------	------------

## ZENER DIODES

CR188 Series 400mW		3-3V-33V, 5%	11p	1-5W range	25p	10W range	45p
--------------------	--	--------------	-----	------------	-----	-----------	-----

## METAL BOXES

ALUMINIUM BOXES IDEAL FOR VEROBORD WITH BASE			
AB7 P.K. SCREW	2 1/2" Lxnp	5 1/2" Wide	1 High 50p
AB8	4	4	1 50p
AB9	4	5 1/2	1 50p
AB10	4	5 1/2	1 50p
AB11	4	2 1/2	1 80p
AB12	3	2 1/2	1 80p
AB13	6	4	2 70p
AB14	8	6	2 80p
AB15	8	8	3 £1.00
AB16	10	7	3 £1.22
AB17	10	4 1/2	3 £1.00
AB18	12	4	3 £1.20
AB19	12	8	3 £1.60

## ALUMINIUM BOXES WITH SLOPING TOP PANEL—IDEAL FOR PRE-AMP, ETC., USING SLIDER CONTROLS

AB20 8" Long x 3 1/2" High at back	£2.00	AB21 8" Long x 3 1/2" High at back	£2.00
AB22 As above but 12" long	£2.40		

## VAT VU METER

The VAT is calibrated -20 to +3 and 0-100% making it suitable for use as a recording level meter or as a power output indicator. Sensitivity: 130 uA. Internal resistance: 600 ohms. Dimensions: 40 x 40 x 29mm.

## ALSO STOCKED

Electrolytic Capacitors Mullard, Sprague, Lorin etc. Resistors Polyethylene Silver Mica Capacitors, etc. Preset, Rectifier, multi-turn Antex Soldering Iron, switches, rotary, slide, toggle, etc. Cable, veroboard.

## \*\* SPECIAL OFFERS \*\*

**MINIATURE MAINS TRANSFORMER** PRI 240V, SEC. 12V, 100MA Manuf., Hinchley Size 70 x 45 x 40mm P.C. 53mm Price 1-18p, 100-80p ea., 1,000-50p ea. 10,000-40p ea.

**3 CORE PVC INSULATED MAINS CABLE**, GREY M.L.650, 3 x 7/30mm Price 100-£4.90, 1000m-£35, 10,000m-£330, 9-47met. 50V MYLAR FILM CAPACITOR Size 1in x 7/8in x 0.85in P.C. Mount Price 100-50p ea., 1000-30p ea.

**240V. A.C. SOLENOID**, Reversible operation, twin coil. Size approx 2 1/2" x 1 1/2" x 1 1/2" ea.

30 unmarked OCM7 transistors £1.00  
25 UNMARKED 250W Zenedex, 4 7/8" x 1 1/2" x 7/8" 1V, 10W Measured and tested £1.00  
Please state voltage required  
50 C/D Grade OA4 equivalent £1.00  
TRANSFORMER: DOUGLAS PL. D. 115 200, 220 240 SEC. 25-0.25-0.6V, 2A £4.50 - 50p ea.

## TRANSFORMER

PRI 0.1, 1.15, 16.0, 20.5, 22.5, 24.5 SEC. 35-0.35, 1.2A £4.50 - 50p. p.p.

## MULLARD TUBULAR CERAMIC UHF PIN DIODES (PROFESSIONAL)

Type D2C 0.8-2.2p } Price 10p ea.  
801 0.8-2.2p }  
500 SWS DS 1.1-1.3p }

## QUANTITY DISCOUNTS PLEASE TELEPHONE

10000PF Feedthrough capacitor 5p ea.  
Miniature tubular P.C. trimmers 80p ea.

## TOP VOLTAGE REGULATORS

LM309 50p  
L036 12V 500mA £1.60 ea.  
L037 15V 450mA £1.60 ea.

## VEROBORD

2 1/2 x 3	35p	2 1/2 x 3 1/2	35p
2 1/2 x 5	35p	2 1/2 x 7 1/2	35p
3 1/2 x 3 1/2	35p	3 1/2 x 5 1/2	35p
1 7/8 x 2 1/2	15p	1 7/8 x 3 1/2	15p
1 7/8 x 3 1/2	£1.43	1 7/8 x 4 1/2	£1.12
1 7/8 x 5	£1.14	1 7/8 x 7 1/2	£1.22

## PIN INS TOOL

SP F CUTTER 50p  
100 PINS SS 30p  
100 PINS DS 30p  
500 PINS SS £1.20  
500 PINS DS £1.20

## NEW SERIES TRANSISTOR DATA BOOKS

1. DT43 JA Band 3 Transistor Characteristics, 2N21-2N629 all numbers  
2. DT44 Thyristor, Triac, Diac, PUT, UJT's  
3. DT15 Japanese Transistor Characteristics 2SA, 2SB, 2SC, 2SD numbers  
4. DVT Datasheet, Comparison Tables  
5. Band 1 Transistor Characteristics  
European numbers AC, AF, BC, BF, etc.  
6. UJT Transistor Equivalent Tables  
All books contain pin connections and semiconductor outlines.  
PRICE: £1.10 per book, £8 per 6 books inc

## V.A.T.


Unless otherwise stated all prices are EXCLUSIVE OF V.A.T. Please add 8% to all orders. Carriage orders under £5 - 20p Over £5 post free.

## DIGITAL INTEGRAL CIRCUITS

SN7400	20p	SN7428	50p	SN7473	40p	SN74106	£4.00
SN7401	20p	SN7430	40p	SN7474	40p	SN74110	80p
SN7402	20p	SN7432	42p	SN7475	35p	SN74118	£1.00
SN7403	20p	SN7433	70p	SN7476	45p	SN74119	£1.80
SN7404	20p	SN7437	85p	SN7478	45p	SN74121	85p
SN7405	20p	SN7438	85p	SN7479	45p	SN74122	£1.35
SN7406	30p	SN7440	20p	SN7482	87p	SN74123	£2.78
SN7407	30p	SN7441A	75p	SN7483	£1.00	SN74141	£1.00
SN7408	20p	SN7442	£2.00	SN7484	90p	SN74145	£1.50
SN7409	40p	SN7443	£1.90	SN7485	85p	SN74150	£1.35
SN7410	20p	SN7445	£2.00	SN7486	75p	SN74151	£1.16
SN7411	23p	SN7446	£2.90	SN7487	80p	SN74152	£2.40
SN7412	42p	SN7447	£1.80	SN7488	75p	SN74153	£1.55
SN7413	40p	SN7448	£1.75	SN7489	£1.00	SN74154	£2.00
SN7414	30p	SN7450	20p	SN7491	80p	SN74155	£1.80
SN7415	30p	SN7451	20p	SN7492	80p		


**EXPERIMENTER PRINTED CIRCUIT KIT BUILD 60 INTERESTING PROJECTS**

**CONTENTS:** (1) 2 Copper Laminate Boards 4 1/2" x 2 1/2". (2) 1 Board for Matchbox Radio. (3) 1 Board for Wristwatch Radio, etc. (4) Resistor Degreaser. (5) 16-page Booklet Printed Circuits for Amateurs. (6) 2 Miniature Radio Dials SW/KW/LW. Also free with each kit. (10) Essential Design Data Circuits, Chassis Plans, etc. for 60 TRANSISTORIZED PROJECTS. Circuits to suit everyone's requirements. Price \$1. post paid.



**RECORD PLAYBACK HEADS (TRUVOX)**

Individual prices of these are:  
2 track record playback heads 50p each.  
4 track record playback heads 72p each.  
Erase heads are also available separately:  
2 track 35p; 4 track 55p.  
MV metal mounting shields 20p each.  
2 track-heads already fixed on heavy mounting plate with shield \$1.22.



**ELECTRIC MOTORS**

7 powerful battery motors as used in racing cars and power models. Output and types vary to make them suitable for hundreds of different projects—tools, toys, models, etc. All brand new, reversible and for 1 1/2 to 12v. Bats., wiring diagrams included. Post and VAT 30p.

**FREE** Details of how to make miniature power station.

**BSR TAPE DECK TWIN CHANNEL**  
Mounted on a wooden plinth with amplifier. Not new, but unused. Originally intended for schools teaching system. The tape deck is perfectly standard and has the usual record, playfast and fast rewind controls. Limited quantity—only 25-50 plus £1 post and insurance.

**BATTERY SWITCH**  
Famous Atlas in metal case with meter. Output leads terminated by crocodile clips. For 6 or 12v charging simply by changing plug on front panel. Ready built, new and still in maker's original packing. Two models: 1 1/2 amp \$1.99 and 3-4 amp \$2.95. Please add 40p postage for one and 75p postage for two.

**TIME SWITCH**  
Smith's mains driven clock with 15 amp switch, also notes showing how you can wake up with music playing, kettle boiling or come home to a warm house, warn off burglars, keep pets warm, have your heating bills, etc. \$1.95.

**RELAY BARGAIN**  
Type 600 relay, 2 changeover one open and one closed contact. Twin 300 ohm coils make this suitable for closing off DC 6v, DC 12v, DC 24v or AC mains using resistor and rectifier. 33p each. Resistor and rectifier 20p extra.

**BATTERY ELIMINATORS**  
Kit of parts comprising mains transformer, rectifier and necessary smoothing components with instructions, showing how to make up for 6v, 9v or 12v types.  
Radio from mains \$1.20  
Cassette from mains \$1.50  
Cassette or radio from car (stabilized) \$2.10

**AMPLIFIER PANELS**

Very nice looking, polished black pre-painted with fixing holes. 6 phono sockets and changeover slide switch and is printed as sketch. Price is 30p.

**RADIO STETHOSCOPE**  
Easiest way to fault find—traces signal from aerial to speaker—when signal stops you've found the fault. Use it on Radio, TV, amplifier, anything—complete kit comprises two special transistors and all parts including probe tube and crystal earpiece. \$2.20—twin stethoet instead of earpiece 85p extra—post and ins. 20p.

**CENTRIFUGAL BLOWER**  
Miniature mains driven blower centrifugal type blower unit by Woods. Powerful but specially built for quick running—driven by cushioned induction motor with specially built low noise bearings. Overall size 4 1/2" x 4 1/2" x 4". When mounted by flange, air is blown into the equipment but to suck air out, mount it from centre using clamp. Ideal for cooling electrical equipment or fitting into a cooker hood, film drying cabinet, or for removing flux smoke when soldering, etc. etc. A real bargain at \$2.05.

**TANGENTIAL HEATER UNIT**  
The heater unit is the very latest type, most efficient, and quiet running. Is as fitted in Hoover and blower heaters. Comprises motor, insulator, 2kW. element allowing switching 1, 2kW. and with thermal safety cut-out. Can be fitted into any metal line case or cabinet. Only needs control switch. \$2.75. Don't miss this. Control Switch, 49p. P. & F. 40p.

**MULLARD UNILEX STEREO SYSTEM**  
There is no doubt that it is a good system, we believe that for the money it is without comparison. We demonstrate gladly at our Tamworth Road depot. Prices of the individual items for this—  
1 Unilex Amplifier Ref. EP.9000 \$1.40  
1 Unilex Pre-Amp Ref. EP.9001 \$1.80  
1 Unilex Power Unit Ref. EP.9002 \$2.30  
1 Control panel kit with spun aluminium faced knobs \$2.50. Or the complete outfit—\$11.30 post paid.  
Pair of 15 ohm speakers made by E.M.I. are also available if required. \$3.30 the pair. No extra postage if ordered with the above, otherwise add 25p.

**SHORTWAVE CRYSTAL SET**  
Although this uses no battery it gives really amazing results. You will receive an amazing assortment of stations over the 19.25-31.39 metre bands—Kit contains chassis front panel and all the parts. \$1.25—crystal earphone 35p.

**THIS MONTHS SNIPS**

**AM/FM TUNER**  
Unit made by the American GEC company. 8 transistor, all-wired ready to work. Complete with tuner condenser, needs only scale and pointer. Tunes AM range 540 to 1620-KHz, FM range 88 to 108 MHz. Switches for on-off and AFC. Output for MXF or direct. Special snip price \$5 plus 30p post. Three or more post free.

**7 WATT STEREO AMPLIFIER**  
Again by the American GEC company. This has exceptionally good dynamic controls. Also has mains smoothing circuit and rectifiers so requires only mains transformer. Output for 15 ohm speakers. Inputs for tuner pick-up, mike, etc.  
Special snip price \$6 plus 30p post. Three or more post free.

**DIGITAL DISPLAY UNIT 'DIGIVISOR'**  
A precision instrument consisting basically of a 12 volt lamp focused by a lens system to shine through a numbered scale onto a ground glass front screen, the number being selected by applying a different voltage of the coil. Overall size approx. 2 1/2" x 1 1/2" x 4 1/2". Price \$2.50.

**TAPE DECK**  
In metal case with carrying handle, heavy fly wheel and capstan drive. Tape speed 3 1/2. Mains operated on metal platform with tape head and guide. Not new but guaranteed perfect. Price \$1.95 plus 1 post and insurance.

**HORSTMANN 24-HOUR TIME SWITCH**  
With 6 position programmer. When fitted to hot water systems this could programme as follows—  
Programme Hot Water Central Heating  
0 Off Off  
1 Twice Daily Off  
2 All Day Off  
3 Twice Daily Off  
4 All Day Twice Daily  
5 Continuously Continuously  
Suitable, of course, to programme other than central heating and hot water, for instance, programme upstairs and downstairs electric heating or heating and cooling or taped music and radio. In fact there is no limit to the versatility of this Programmer. Mains operated. Size 3in. x 3in. x 2in. deep. Price \$2.95 as illustrated but less case.

**WANT A CHEAP OSCILLOSCOPE**  
We offer this month a laboratory type instrument made by G.E.C. for their communications laboratory. In a steel case with carrying handle. It is mains operated and has its own internal time base and plenty of room to add another base if you wish. Probable cost of this instrument is in excess of £100. We offer this tested and in working order. \$17.50 plus £2 carriage for first 200 miles then £1 for each 100 miles after.

**OIL PUMP**  
Driven by Redmond Motor of approx. 1/20th horse power, pump originally intended for oil fired boilers etc. with normal inlet and outlet pipes and unions. \$2.15 plus 30p post and insurance.

**TINY BATTERY MOTOR**  
Works off 1 1/2 or 3v requires no on/off switch as it will not draw current until it is spinning. Approx. 1 1/2" long x 1/2" diameter. Ideal for hand held fan, propeller driven model etc. 20p each, 10 for \$1.80.

**LUMINOUS ROCKER SWITCH ON/OFF**  
Luminous Rocker switch on/off. Panel mounting, snaps into a 1" hole. Rated at 10A 250v. 15p each or 10 for \$1.35.

**TERMS:**—  
Add 8% V.A.T.  
Send postage where quoted—other items, post free if order for these items is £6.00, otherwise add 30p.

**AUTOMATIC EMERGENCY LIGHTING**  
Power cut days will soon be upon us. Our simple kit makes any light a fail-safe light. Kit containing relay and rectifiers and data, only 65p each. 10 or more 60p each. Suitable case 40p extra.

**PORTABLE CABINET OFFER**  
A nicely made portable cabinet, soft padded black finish intended for portable stereo system. Dimensions as sketch. With motor horn cut out for Garrard SP 25. This was obviously a very costly cabinet originally made for a deluxe record player. Offered at \$1.95 plus £1 carriage free if bought with the Garrard or NRI record decks.

**LIGHT DIMMER KIT**  
For dimming up to 250w without heat sink or 750w with heat sink. This comprises, quadrate, variable control potentiometer, condenser, resistors, tag strip for mounting and data. Price \$1.50.

**MACLAREN THERMOSTAT**  
Make and break 20A a.c. with the sensor probe coupled by a 2 feet capillary covering range of 10-100°C—complete with large engraved control knob. Price 85p.

**WATERPROOF HEATING ELEMENT**  
13 yards length 35W. Self-regulating temperature control 65p post free.

**TREASURE TRACER**  
Complete Kit (except wooden battens) to make the metal detector as shown in the circuit in Practical Wireless August issue. \$4.30 plus 20p post and insurance.

**MAINS MOTOR**  
Precision motor—as used in record decks and tape recorders—ideal also for extractor fans, blower, heaters, etc. New and perfect. Snip at 85p. Postage 20p for first one then 10p for each one ordered.  
1" stackmotor 94p.  
1 1/2" stackmotor \$1.10.

**NEED A SPECIAL SWITCH**  
Double Leaf Contact. Very slight pressure closes both contacts. 5p each 10 for 60p. Plastic pushrod suitable for operating. 6p each. 10 for 54p.

**AMPLIFIER IN CASE WITH SPEAKER**  
Marketed by British Relay under the name Luxistor. This is in a very neat looking cabinet and is ideal around the home or in the workshop for trouble shooting or for testing out a quick lash up. Size approx. 9 1/2" x 6 1/2" x 3 1/2" deep. Input is via a matching transformer and volume control and amplifier may be powered by an internal 9v battery or an external 110v source. Speaker is an E-A elliptical 6" x 3 1/4" 10,000 gauss. The amplifier proper is a Newmarket model ref. P.C.4. Price \$2.95 each. 10 for \$21.50. Post and insurance 20p.

**12 VOLT 1 1/2 AMP POWER PACK**  
This comprises double-wound 230/240V mains transformer with full wave rectifier and 2000 mF/50 smoothing. Price \$2.20 + p. & p. 20p.

**Heavy Duty Mains Power Pack.** Output voltage adjustable from 15-40V in steps—maximum load 250W—that is from 6 amp at 40V to 15 amp at 15V. This really is a high power heavy duty unit with dozens of workshop uses. Output voltage adjustment is very quick—simply interchange push-on leads. Silicon rectifiers and smoothing by 3,000mF. Price \$6.33 plus 65p post.

**HEADPHONE STEREO AMP.**  
With volume, balance and tone control. Output approx. 2 watt into 22 ohm speaker but will operate with reduced output into 16 ohm or 8 ohm headphones. Power supply 14v AC (We can supply suitable transformer—80p). The amplifier has all controls mounted and is ready to slip into a simple box. Price \$2.99 plus 50p post and insurance.

**J. BULL (ELECTRICAL) LTD.**  
(Dept. PW), 102/103 TAMWORTH RD., CROYDON CRO IX.

# ELECTROVALUE

Present

APPOINTED STOCKISTS FOR SIEMENS QUALITY PRODUCTS

## top quality electronic components for price-minded buyers

112 p. CATALOGUE · FREE POSTAGE (U.K.) · ATTRACTIVE DISCOUNTS · SPECS. GUARANTEED

### A 100 OF THE BEST From our transistor stock

2N1307	47p	BC149C	14p
2N2646	54p	BC155B	15p
2N3053	26p	BC159	15p
2N3054	60p	BC167B	13p
2N3055	70p	BC168B	12p
2N3702	11p	BC169B	12p
2N3703	10p	BC169C	13p
2N3704	11p	BC179B	26p
2N3705	10p	BC182L	25p
2N3794	18p	BC184L	26p
2N3819	25p	BC212L	12p
2N4082	11p	BC214L	14p
2N4443	83p	BC257A	14p
2N5082	42p	BC259B	14p
2N5163	20p	BCY58	20p
2N5450	32p	BD130	80p
40361	48p	BD131	48p
40362	44p	BD132	52p
40363	46p	BD135	37p
40365	£1-38	BD138	30p
40369	£1-10	BDY20	82p
AC128	17p	BF194	15p
AC151R	23p	BFR30	23p
AC153	27p	BFR79	23p
AC153K	37p	BFX29	33p
AC176	24p	BFX54	27p
AC176K	28p	BFY51	23p
AC187K	31p	BRY30	45p
AC188K	29p	BY164	51p
AD133	£1-82	C106B1	42p
AD136	£1-11	C106D1	62p
AD149	65p	C1406	78p
AD161	42p	MJ481	£1-26
AD162	40p	MJ491	£1-25
AF200U	70p	MJ2955	80p
AF230	60p	MJE371	89p
B1906	36p	MJE521	81p
BA138	31p	MJE2955	£1-12
BB103	24p	MJE3055	68p
BB105	34p	OA91	6p
BB109	18p	SD4	8p
BC107A	15p	TIP31A	70p
BC107B	15p	TIP32A	80p
BC108B	14p	TIP41A	80p
BC108C	14p	TIP42A	£1-06
BC109B	18p	WO2	20p
BC109C	18p	ZTX300	14p
BC147A	12p	ZTX304	23p
BC147B	12p	ZTX300	14p
BC148B	12p	ZTX304	15p

100c MORE IN CATALOGUE 7

### BAXANDALL SPEAKER KIT

As designed by P. J. Baxandall and described originally in "Wireless World." Simple to assemble, fantastically good results and a greater money saver. Carries 10 watts RMS, 15 ohms impedance. Size 18in x 12in x 10in. Complete kit, including pack-flat cabinet. £14-90.

The size and weight of this product obliges us to charge 70p post cost of carr. in U.K. Equaliser Assembly, £2-30. Loudspeaker Unit 59RM100, £2-45. Cabinet Kit (to Baxandall design), £10-45. Cross-over choke for additional woofer to above, £1-50.

### DISCOUNTS

Available on all items except those shown with NETT PRICES 10% on orders from £5 to £14-99 15% on orders £15 and over.

### FREE POSTAGE

In U.K. for pre-paid mail orders. For mail orders for £2 list value and under there is an additional handling charge of 10p. Overseas orders - carriage charged at cost. Giro A/C No.

28/671/4002

### RESISTORS

Code	Watts	Ohms	1 to 9	10 to 99	100 up
(see note below)					
C	1/3	4-7-470K	1-3	1-1	0-8 nett
C	1/2	4-7-10M	1-3	1-1	0-9 nett
C	3/4	4-7-10M	1-5	1-2	0-07 nett
C	1	4-7-10M	3-2	2-5	0-07 nett
MO	1/2	10-1M	4	3-3	2-3 nett
WW	1	0-22-3-9Ω	11	10	8
*WW	3	1-10K	9	8	6
*WW	7	1-10K	11	10	8

\* Add 40% for values under 12Ω.

### Codes:

C = carbon film, high stability, low noise.  
MO = metal oxide, Electroal TR5 ultra low noise.  
WW = wire wound, Pressey.

Values: All E12 except C 1W, C 1W and MO 1W.

E12: 10, 12, 15, 18, 22, 27, 33, 39, 47, 56, 68, 82 and their decades.  
E24: as E12 plus 11, 13, 16, 20, 24, 30, 36, 43, 51, 62, 75, 91 and their decades.

### Tolerances:

5% except WW 10% ± 0.05Ω below 10Ω and 1W MD 2%.

Prices are in pence each for quantities of the same ohmic value and power rating. NOT mixed values. (Ignore fractions of one penny on total value of resistor order). Prices for 100 up in units of 100 only

### POTENTIOMETERS

#### ROTARY, CARBON TRACK.

Double wipers for good contact and long working life

P.20 SINGLE linear 100 ohms to 4.7 megohms. each 14p

P.20 SINGLE log. 4-7 Kohms to 2.2 megohms. each 14p

JP.20 DUAL GANG 1in. 4-7 Kohms to 2.2 megohms. each 48p

JP.20 DUAL GANG log. 4-7 Kohms to 2.2 megohms. each 48p

JP.20 DUAL GANG Log/antilog 10K, 22K, 47K, 1 megohm only, each 48p

JP.20 DUAL GANG antilog 10K only 48p

2A DP mains switch for any of above in ranges above. 14p extra.

Decades of 10, 22 and 47 only available in ranges above.

Skeleton Carbon Presets, Type PR, horizontal or vertical 6p each.

### SLIDER

Linear or log mono 4-7K to 1 meg. in all popular values each 30p

STEREO, matched tracks, 1in. or log in all popular values from 4-7K to 1 meg. 60p

Escutcheon plates, mono, black, white or light grey, each 19p

Control knobs, blk/wht/red/yel/gm/blue/dk. grey/lt. grey, each 7p

### ELECTROLYTIC CAPACITORS

Axial Lead	3V	6-3V	10V	16V	25V	40V	63V	100V
qF								
0-47	—	—	—	—	—	—	11p	8p
1-0	—	—	—	—	—	—	8p	8p
2-2	—	—	—	—	—	—	8p	8p
4-7	—	—	—	11p	—	—	8p	8p
10	—	—	—	—	8p	—	8p	8p
22	—	—	—	—	—	8p	8p	8p
47	8p	—	—	—	—	8p	8p	8p
100	8p	8p	—	—	—	8p	8p	8p
220	8p	8p	8p	—	—	8p	8p	8p
470	8p	8p	8p	8p	—	8p	8p	8p
1,000	11p	13p	17p	20p	25p	41p	—	—
2,200	15p	18p	23p	28p	37p	—	—	—
4,700	25p	30p	39p	44p	56p	—	—	—
10,000	42p	46p	—	—	—	—	—	—

### MINITRON DIGITAL INDICATORS

2015F Seven segment filament compatible with standard logic modules. 0-9 and decimal point: 9mm characters in

16 lead DIL. £1-20

Suitable BCD decoder driver 7447 £1-15

2015G showing + or - & 1 & dec. pt. £1-20

LEDs (Light Emitting Diodes) 25p

Photo Cells, each 40p

### ANTEX Soldering Irons

CN240 £2-15 Spare bits 32p

CCN240 £2-78 Spare bits 46p

### DESOLDER BRAID

6 ft strip 79p

### WAVECHANGE SWITCHES

1 pole 12 way; 2 pole 6 way

3 pole 4 way; 4 pole 3 way each 29p

TAG STRIP 26 way 11p

### NUTS, SCREWS, etc.

In lots of 100 each

4BA NUTS 29p 6BA NUTS 29p

1/2" 4B Screws 29p; 1/2" 6BA Screws 24p

Threaded pillars 6BA, 1/2" hexagonal £1-68

Plain spacers 1/2" round £1-12

Other sizes available

### ENAMEL COPPER

#### WIRE IN 2 ounce reels

16, 18, 20, 22 SWG 34p

24, 26, 28, 30 SWG 40p

32, 34 46p; 36, 38, 40 52p

### DIN CONNECTORS

1 way loudspeaker Socket Plug 10p 12p

3 way audio 10p 12p

5 way audio 180 12p 15p

5 way audio 240 12p 15p

6 way audio 13p 15p

### EV CATALOGUE 7

2nd printing—Green and yellow Cover

112 pages, thousands of items; illustrations; diagrams; much useful technical information. The 2nd printing has been updated as much as possible on prices. It costs only 25p post free including refund voucher for 25p for spending when ordering goods list value £5 or more.

### QUALITY GUARANTEE

All goods are sold on the understanding that they conform to manufacturers' specifications and satisfaction is guaranteed as such—no rejects, "seconds" or sub-standard merchandise is offered for sale.

Prices quoted do not include V.A.T. for which 8% must be added to total net value of order. Every effort is made to ensure the correctness of information and prices at time of going to press. Prices subject to alteration without notice.

## ELECTROVALUE LTD

28, ST. JUDES ROAD, ENGLEFIELD GREEN, EGHAM, SURREY TW20 0HB  
Telephone Egham 3603 Telex 264475 Shop hours 9-5.30 daily: Sat. 9-1 p.m.

NORTHERN BRANCH: 680, Burnage Lane, Burnage, Manchester M19 1NA  
Telephone (061) 432 4945 Shop hours 9-1 p.m. 2-5.30 daily: Sat. 9-1 p.m.

U.S.A. CUSTOMERS are invited to contact ELECTROVALUE AMERICA, P.O. Box 27, Swarthmore PA 19081.

All postal communications, mail orders etc. to Head Office at Egham address, Dept. PW12. S.A.E. with enquiries requiring answers.

# Marshall's

A. Marshall & Son (London) Limited Dept. PW  
42 Cricklewood Broadway London NW2 3HD Tel: 01-452 016  
& 85 West Regent Street Glasgow G22 0Q Tel: 041-332 4133

Everything you need is in our new catalogue available now price 20p

Trade and export enquiries welcome

## TELE TENNIS KIT

This exciting new game is now available in kit form. Due to popular demand we are now able to offer a fantastic saving on list prices. Ideal game for whole family. No need to modify your TV set, just plugs in to aerial socket. Parts list as follows:

A Resistor Pack	£1 00	p.p. 20p
B Potentiometer Pack	£1 25	p.p. 20p
C Capacitor Pack	£3 10	p.p. 20p
D Semiconductor Pack	£14 50	p.p. 20p
E IC Sockets	£4 00	p.p. 20p
F Transformer	£1 15	p.p. 25p
G PCB's	£7 50	p.p. 20p
H Switches	£4 50	p.p. 20p
I UHF Modulator Kit (pre-assembled)	£7 20	p.p. 20p

Special Prices—complete kit £42.00 p.p. 50p. Sections A-F incl. £23.50 plus 30p. Assembly instructions with complete kit or 30p on request.

SN7400 16p	SN7420 16p	SN7453 16p	SN7491 16p
SN7401 16p	SN7423 37p	SN7454 16p	SN7492 75p
SN7401AN 38p	SN7425 37p	SN7460 16p	SN7493 65p
SN7402 16p	SN7427 45p	SN7470 30p	SN7494 85p
SN7403 16p	SN7430 16p	SN7472 30p	SN7495 80p
SN7404 24p	SN7432 45p	SN7473 44p	SN7496 £1.00
SN7405 24p	SN7437 35p	SN7474 48p	SN74100 £2.16
SN7406 45p	SN7438 35p	SN7475 39p	SN74107 43p
SN7407 45p	SN7440 16p	SN7476 45p	SN74118 £1.00
SN7408 25p	SN7441 85p	SN7480 75p	SN74119 £1.92
SN7409 33p	SN7442 85p	SN7481 £1.25	SN74121 57p
SN7410 16p	SN7445 £1.59	SN7482 87p	SN74122 80p
SN7411 25p	SN7446 £2.00	SN7483 £1.20	SN74123 72p
SN7412 28p	SN7447 £1.30	SN7484 95p	SN74141 £1.00
SN7413 50p	SN7448 £1.50	SN7485 £1.58	SN74150 £1.44
SN7416 45p	SN7450 16p	SN7486 45p	SN74190 £1.95
SN7417 30p	SN7451 16p	SN7490 65p	

## OUR NEW GLASGOW SHOP IS NOW OPEN

Prices correct at August 1974, but all exclusive of V.A.T.  
Post and Package 20p postage and package charges

### Popular Semi-conductors

2N696 22p	2N3707 13p	AD142 50p	BC309 10p	LM709 10p
2N697 16p	2N3708 70p	AD143 45p	BC237 21p	TO 99 48p
2N698 40p	2N3715 £1.50	AD161 45p	BC238 19p	801L 38p
2N699 45p	2N3716 £1.80	AD162 45p	BCY70 17p	14D1L 35p
2N1302 19p	2N3771 £2.20	AD161 pr 22p	BCY71 22p	LM723C 90p
2N1303 19p	2N3772 £1.80	AD162 £1.05	BCY72 13p	LM741 40p
2N1304 24p	2N3773 £2.65	AF109R 40p	BD123 33p	TO 99 40p
2N1305 24p	2N3819 37p	AF115 40p	BD131 40p	BD11 40p
2N1306 31p	2N3820 38p	AF124 30p	BD132 50p	14D1L 14p
2N1307 22p	2N3823 £1.42	AF125 30p	BD135 42p	LM747 £1.00
2N1308 25p	2N3904 27p	AF126 28p	BD136 49p	LM7805 £2.00
2N1309 36p	2N3905 24p	AF127 28p	BD137 55p	MC1310 £2.92
2N1671 £1.44	2N4036 63p	AF139 39p	BD138 63p	MJ480 90p
2N1671A £1.54	2N4037 42p	AF178 55p	BD139 71p	MJ481 £1.14
2N1671B £1.72	2N4126 20p	AF179 65p	BD140 87p	MJ490 98p
2N1671C £4.32	2N4289 34p	AF180 58p	BF115 25p	MJ491 £1.38
2N2102 50p	2N4921 73p	AF239 51p	BF116 23p	MJE340 45p
2N2147 78p	2N4922 84p	AF240 72p	BF117 43p	MJE2955 £1.12
2N2148 94p	2N4923 83p	AF279 54p	BF154 16p	MJE3055 68p
2N2160 60p	2N5190 92p	AF280 54p	BF163 32p	NE555V 70p
2N2218A 22p	2N5191 95p	BC107 16p	BF180 35p	OC28 70p
2N2219 24p	2N5192 £1.24	BC108 15p	BF181 34p	OC71 12p
2N2219A 26p	2N5195 £1.46	BC109 19p	BF184 30p	OC72 13p
2N2221 18p	2N5245 43p	BC147 12p	BF194 12p	SC35D £1.68
2N2221A 21p	2N5457 49p	BC148 13p	BF195 12p	SC36D £1.46
2N2222 20p	2N5458 43p	BC149 13p	BF196 12p	SC40D £1.89
2N2222A 25p	2N5459 49p	BC167B 15p	BF197 15p	SC41D £1.32
2N2646 55p	40361 48p	BC168B 13p	BF198 18p	SC45D £1.89
2N2904 22p	40362 50p	BC168C 11p	BF200 40p	SC46D £1.96
2N2904A 24p	40363 88p	BC169B 13p	BF237 22p	SC50D £2.60
2N2905 24p	40406 44p	BC169C 13p	BF238 22p	SC51D £2.39
2N2905A 23p	40407 33p	BC182 12p	BFX19 30p	SL414A £1.80
2N2906 19p	40408 50p	BC182L 10p	BFX30 27p	TA263 £1.00
2N2906A 21p	40409 52p	BC183 9p	BFX84 24p	TBA800 £1.50
2N2907 28p	40410 52p	BC183L 09p	BFX85 30p	TBA810 £1.50
2N2907A 24p	40411 2.25	BC184 11p	BFX87 28p	TIP29A 49p
2N2926 11p	40602 46p	BC184L 11p	BFX88 25p	TIP30A 58p
2N3053 32p	40604 56p	BC212K 10p	BFX89 45p	TIP31A 62p
2N3054 1.90	40669 1.90	BC212L 16p	BFX19 60p	TIP32A 90p
2N3055 75p	AC117 20p	BC214L 21p	BFY51 21p	TIP33A £1.01
2N3441 97p	AC126 20p	BC237 20p	BFY52 21p	TIP34A £1.51
2N3442 £1.69	AC127 20p	BC238 09p	BFY90 60p	TIP35A £2.90
2N3415 10p	AC128 20p	BC239 09p	BRY39 48p	TIP36A £3.70
2N3416 15p	AC151V 23p	BC257 09p	C1060 65p	TIP41A 79p
2N3417 21p	AC152V 17p	BC258 17p	CA3020A 1.80	TIP42A 90p
2N3702 11p	AC153K 25p	BC259 11p	CA3046 70p	TIP2995 93p
2N3703 12p	AC176 18p	BC300 £2.12	CA3048 £2.11	TIP3055 60p
2N3704 14p	AC176K 25p	BC301 12p	CA3090E £1.96	ZTX300 12p
2N3705 12p	AC187K 23p	BC307 10p	CA3090E £2.23	ZTX302 20p
2N3706 9p	AC188K 34p	BC308 09p	LM301A 46p	ZTX500 15p

# TECHNOMATIC LTD.

54 SANDHURST ROAD, LONDON, NW9

AC126 11p	BC184 11p	TIP355 70p	RECTIFIERS
AC137 11p	BC212 11p	T1843 25p	1N4001 5p
AC128 11p	BC213 10p	ZTX108 10p	1N4004 6p
AC176 11p	BC214 12p	2N706 18p	1N4007 7p
AC187 12p	BD131 40p	2N830 18p	BY127 12p
AC188 11p	BD132 45p	2N846 32p	
AD149 43p	BFY60 15p	2N2906 18p	SIGNAL DIODES
AD181 85p	BFY61 15p	2N2926 8p	1N914 4p
AD189 33p	BFY62 15p	2N3053 18p	1N4148 4p
AF115 13p	MPP103 31p	2N3055 40p	OA70 8p
AF117 13p	MPP104 31p	2N3702 11p	OA91/95 6p
BC107 9p	MPP105 31p	2N3703 11p	OA200 6p
BC108 9p	OC26 47p	2N3704 11p	
BC109 10p	OC28 48p	2N3705 10p	ZENERS
BC189 11p	OC35 45p	2N3706 10p	400mW 9p
BC182 10p	OC44 11p	2N3707 11p	1.3W 18p
BC183 10p	OC71 11p	2N3819 20p	

TGS GAS SENSOR Semiconductor .. £2.00  
(As illustrated in P.E. Sept/Oct issues)

RECTIFIER BRIDGES	SCR-THYRISTORS	TRIAC
1 A 20p 21p 24p 25p	1 A 42p 48p 60p 78p	3A 400V 89p
2 A 30p 36p 45p 45p	3 A 43p 50p 78p 96p	
4 A 48p 48p 80p 70p	7 A — 60p 84p 114p	
6 A — 58p 76p 85p	16 A — 78p 89p —	

LINEAR ICs	TTL Series
555 55p	561 £2.90
709 28p	562 £2.90
710 35p	565 £2.90
723 55p	MC1303 £1.30
741 88p	MC1307 £1.50
747 70p	MC1310 £2.70
748 38p	MFC4000 40p
7805 £1.40	MC1312 £2.25
7806 £2.25	TBA800 £1.00
580 £2.90	TBA810 £1.25
	TBA820 80p
	ZN414 £1.10

Data Sheets on I.C.s 10 each.

For more selection, please refer to our advertisements in P.E. and W.W.

We also supply at competitive prices complete semi-conductor kits for various projects published in P.W., P.E., W.W., T.V.

e.g. our price for Tele-Tennis semi-conductor kit (P.W. July) complete with I.C. Di sockets £15 + V.A.T.

Please send S.A.E. for prices specifying the projects.

Minimum Order £2; P. & P. 10p for orders below £5.

All prices exclusive of V.A.T.

Trade, OEM, Colleges inquiries welcome.

# Train for television

Course commences 8th January, 1975

This is your opportunity to train as a television and radio engineer on our full-time Two-Year College Diploma Course specially designed to cover the examinations of the City and Guilds Radio, Television and Electronics Technicians' Certificate. Full theoretical and practical instruction on all types of modern receivers—including the latest colour sets. Minimum entrance requirements are Senior Cambridge or 'O' Level, or equivalent in Mathematics and English.

Please send free prospectus to:

Name \_\_\_\_\_

Address \_\_\_\_\_

**THE PEMBRIDGE COLLEGE OF ELECTRONICS**  
(Dept. PW7 34a Hereford Rd., London W2 5AJ)



# BI-PRE-PAK

SUPPLIERS OF SEMI-CONDUCTORS TO THE WORLD



## Telephone Corner

COMPLETE TELEPHONES

Normal Household Type

EX. G.P.O.

only **99p** P & P 45p each

### TELEPHONE DIALS

Standard Post Office type. Guaranteed in working order.

only **25p** POST & PACKING 16p

## Tested and Guaranteed Paks



B70	4	IN4007 Sil. Rec. diodes. 1,000 PIV lamp plastic	50p
B81	10	Reed Switches, 1" long, 1/2" dia. High Speed P.O. type	50p
H35	100	Mixed Diodes, Germ. Gold bonded, etc. Marked and Unmarked.	50p
H38	30	Short lead Transistors, NPN Silicon Planar types	50p
H39	6	Integrated Circuits. 4 Gates BMC 952, 2 Flip Flops BMC 945	50p
H41	2	Sil Power transistors comp pair BD131/132	50p
H63	4	2N3055 type NPN Sil. power transistors. Below spec. devices	50p
H64	4	3B19 N Channel FETs 2N3819 in plastic case	50p



## Unmarked Untested Paks

B1	50	Germanium Transistors PNP, AF and RF	50p
B66	150	Germanium Diodes Min. glass type	50p
B83	200	Transistors, manufacturers rejects, AF, RF, Sil. and Germs.	50p
B84	100	Silicon Diodes DO-7 glass equiv. to OA200, OA202	50p
B86	100	Sil. Diodes sub. min. IN914 and IN916 types	50p
H34	15	Power Transistors, PNP, Germ. NPN Silicon TO-3 Can.	50p
H67	10	3B19N Channel FETs plastic case type	50p

## Lenco cassette tape recorder mechanisms

Type FFR for the PW Kempton car stereo cassette player

**£21.50** 30p p&p

## Electronic Transistor Ignition £6.00

Complete kit p. & p. 11p

Now in kit form, we offer this "up-to-the-minute" electronic ignition system. Simple to make, full instructions supplied with these outstanding features. Transistor and conventional switchability, burglar proof lock-up and automatic alarm, negative and positive compatibility.

## Extension Telephones

Ideal for childrens toys **70p** each P. & P. 25p.

## New X Hatch

Our new vastly Improved Mark Two Cross Hatch Generator is now available

Will align the colour guns on a colour T.V. receiver

Featuring plug in IC's and a more sensitive sync. pick-up circuit. The case is virtually unbreakable—ideal for the engineer's tool box—and only measures 3" x 5 1/2" x 3".

Ready built unit only **£9.95** Complete kit **£7.95**

(Includes p. & p. but no batteries)



## LM380 AUDIO IC

We have just received a large consignment of LM380 IC's. These are specially selected to a higher grade and are marked with the number SL60745.

This fantastic little 3watt audio IC only requires two capacitors and two potentiometers to make an amplifier with volume and tone control. The quality is good and has to be heard to be believed.

Our special price **£1.00** ea complete with data and projects book

## Over 1,000,000 Transistors in stock

We hold a very large range of fully marked, tested and guaranteed transistors, power transistors, diodes and rectifiers at very competitive prices. Please send for free catalogue.

### Our very popular 4p transistors

TYPE "A" PNP Silicon alloy, TO-5 can  
TYPE "B" PNP Silicon, plastic encapsulation  
TYPE "E" PNP Germanium AF or RF  
TYPE "F" NPN Silicon plastic encapsulation  
TYPE "G" NPN silicon similar ZTX 300 range  
TYPE "H" PNP silicon similar ZTX 300 range

8 RELAYS FOR VARIOUS TYPES P & P 27p **£1.00p**

## UHF TV Tuner Units

Brand new by a famous manufacturer

Data supplied **£2.50**

## Plastic Power Transistors



NOW IN TWO RANGES

These are 40W and 90W Silicon Plastic Power Transistors of the very latest design, available in NPN or PNP at the most shatteringly low prices of all time. We have been selling these successfully in quantity to all parts of the world and we are proud to offer them under our Tested and Guaranteed terms.

Range 1. VCE. Min 15. HFE Min 15.

40 Watt	1-12	13-25	26-50
90 Watt	20p	18p	16p
	24p	22p	20p

Range 2. VCE. Min. 40. HFE Min 40.

40 Watt	1-12	13-25	26-50
90 Watt	30p	23p	26p
	35p	33p	30p

Please state NPN or PNP on order.

HIGH SPEED MAGNETIC COUNTERS  
4 Digit (non-reset) 4 x 1 x 1 in ex G.P.O. 30p

### INTEGRATED CIRCUITS

We stock a large range of I.C.s at very competitive prices (from 10p each). These are all listed in our FREE Catalogue, see coupon below.

METRICATION CHARTS now available  
This fantastically detailed conversion calculator carries thousands of classified references between metric and British (and U.S.A.) measurements of length, area, volume, liquid measure, weights etc.  
Pocket Size 15p Wall Chart 18p

LOW COST DUEL IN LINE I.C. SOCKETS  
14 pin type at 15p each } Now new low profile  
16 pin type at 17p each } type

### BOOKS

We have a large selection of Reference and Technical Books in stock. Details are in our latest Catalogue. Send for it TODAY, using the coupon below. N.B. Books are void of V.A.T.

Send for lists of publications

## Our famous P1 Pak is still leading in value

Full of Short Lead Semiconductors & Electronic Components, approx. 170. We guarantee at least 30 really high quality factory marked Transistors PNP & NPN, and a host of Diodes & Rectifiers mounted on Printed Circuit Panels. Identification Chart supplied to give some information on the Transistors.

Please ask for Pak P.1. only **50p**

Please send me the FREE BI-Pre-Pak Catalogue I enclose large SAE with 5p stamp

NAME .....

ADDRESS .....

Please add VAT current rate  
MINIMUM ORDER 50p. CASH WITH ORDER  
PLEASE Add 15p post and packing per order  
OVERSEAS ADD EXTRA FOR POSTAGE  
**BUY THESE GOODS WITH ACCESS**

# BI-PRE-PAK LTD

Co. Reg. No. 820919

Dept. D. 222-224 WEST ROAD, WESTCLIFF-ON-SEA, ESSEX.  
TELEPHONE: SOUTHEND (0702) 46344.

# Guest Speaker

## The Castle 8.RS.DD.



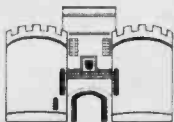
A highly sensitive, full range eight inch unit designed for use in the recommended cabinet, or one of similar dimension.

Suitable for use with good quality stereo installations, tape recorders, car radios, public address and background music systems, it has a frequency range of 50 to 20,000kHz - the lower limit variable with increases in cabinet volume. Recommended retail price is £9.00 excluding VAT.

*Aluminium Voice Coil  
High Flux 14,000 Oersteds Ceramic Magnet  
Roll Surround  
Double Diaphragm  
8" Die-cast Chassis  
8 ohms Impedance  
15 Watt DIN Power Handling*

# Castle Acoustics Limited

Park Mill, Shortbank Road,  
Skipton, Yorks. Tel: Skipton 5333.



- ★ ELECTRONIC PIANO KIT
- ★ SYNTHESISER KIT
- ★ ELECTRONIC ORGAN KITS



There are five superb Electronic Organ kits specially designed for the D-I-Y enthusiast. With the extreme flexibility allowed in design, you can build an organ to your requirements, which will compare with an organ commercially built costing double the price.

★ Portable organ with 4 octave keyboard, £145.29. ★ Console organ with 5 octave keyboard, £269.90. ★ Console organ with 2 x 4 octave keyboards and 13 note pedal board. £470.65. ★ Console organ with 2 x 5 octave keyboards and 32 note pedal board. £655. ★ Console organ with 3 x 5 octave keyboards and 32 note pedal board. £770. ★ W/W Sound Synthesiser Kit. £130. ★ W/W Touch Sensitive Electronic Piano. £100.

All components can be purchased separately, i.e., semiconductor devices, M.O.S. master oscillators, coils, keyboards, pedal boards, stop tabs, draw bars, key-contacts, etc.

Send 50p for catalogue which includes 5 x 10p vouchers or send your own parts list, enclosing S.A.E. for quotation.

## ELVINS

ELECTRONIC MUSICAL INSTRUMENTS

Designers and component suppliers to the musical industry  
12 Brett Road, Hackney, London, E8 1JP. Tel. 01-986 8455

AMBIT FOR CLOCK CHIPS: CT 7001 £10.00

*Ambit the PLL people:*

NE560B £3.19  
NE561B £3.19  
NE562B £3.19  
NE565A £2.75  
NE566V £2.55  
NE567V £2.75

*Ambit for radio ICs:*

CA3123E £1.40  
CA3089E £1.90  
TBA651 £1.82  
uA753 £0.99

*Ambit for displays:*

(All LED 7 seg types)  
SLA1 .33" red £1.50  
SLA11 .33" green £1.50  
SLA21 .33" yellow £1.50  
SLA7 .33" red £1.25  
plus many others

*Ambit for TOKO COILS*

CFT 455/470 B/C 0.45  
CFU 470C 0.50  
MFH 41/71T 1.35  
CFS10.7 0.40  
KACSK586HM 0.30

many others available

*Ambit for Larsholt and TOKO FM modules:*

FM Tunerset - the high quality RF/IF module with features of £60 tuners £20.00  
TOKO EF5603 ultra quality varicap head £8.40

*Ambit for TTL:*

7400 19p 7402 19p 7413 44p  
7446 £1.50 7447 £1.45  
7448 £1.50 7490 65p  
74121 55p 74192 £1.45

*Ambit for lots more besides*

Our catalogue is gaining momentum, and contains much of interest to any technologically minded persons - we have devices for most occasions.

All our devices are BRAND NEW GUARANTEED TYPES available in OEM quantities. We do not sell any seconds. Catalogue 25p - now refundable with £5+ worth of purchases. Don't forget that we are here to talk about applications - and have a wealth of experience in all that we sell. (Plus several hundredweight of data at your disposal - through our datacopy service.)

All prices exclude VAT. Post and packing 15p.

# ambit international

37 HIGH STREET  
BRENTWOOD  
ESSEX CM14 4RH  
Tel: (0277) 216029  
Telex: 995194

# YATES ELECTRONICS

(FLITWICK) LTD.

DEPT PW, ELSTOW STORAGE DEPOT  
KEMPSTON HARDWICK  
BEDFORD

C.W.O. PLEASE. POST AND PACKING  
PLEASE ADD 10p TO ORDERS UNDER £2.

Catalogue sent free on request, 10p stamp  
appreciated.

**PLEASE ADD 8% VAT**

## RESISTORS

½W and ¼W PIHER.  
¼W 2% ELECTROSIL.

Power watts	Tolerance	Range	Values available	Price
½	5%	4.7 Ω-2.2M Ω	E24	1-3p
½	10%	3.3M Ω-10M Ω	E12	1-3p
¼	2%	10 Ω-1M Ω	E24	3-5p
¼	10%	1 Ω-3 Ω	E12	1-3p
¼	5%	4.7 Ω-1M Ω	E12	1-3p
¼	10%	1 Ω-10 Ω	E12	8p

Quantity price applies for any selection. Ignore fractions on total order.

## DEVELOPMENT PACK

0.5 watt 5% Piher resistors 5 off each value 4.7Ω to 1MΩ.  
E12 pack 325 resistors £2.40. E24 pack 650 resistors £4.70.

## POTENTIOMETERS

Carbon track 5k Ω to 2M Ω, log or linear (log ½W, lin ¼W).  
Single, 14p. Dual gang (stereo), 49p. Single D.P. switch, 29p.

## SKELTON PRESET POTENTIOMETERS

Linear: 100, 250, 500Ω and decades to 5MΩ. Horizontal or vertical P.C.  
mounting (0.1 matrix).  
Sub-miniature 0.1V.V. 6p each. Miniature 0.25W, 7p each.

## TRANSISTORS

AC107	16p	BC109	14p	BD115	75p	BF337	46p	ZTX300	18p
AC126	18p	BC115	16p	BD116	60p	BFY50	22p	ZTX302	20p
AC127	18p	BC116	15p	BD124	81p	BFY51	22p	ZTX341	18p
AC128	18p	BC117	23p	BD131	60p	BFY52	22p	ZTX500	18p
AC141K	22p	BC125	15p	BD132	64p	BRY39	41p	ZTX503	25p
AC142	25p	BC142	24p	BD140	66p	MJE340	47p	2N2646	28p
AC165	20p	BC143	21p	BDY32	57p	MJE370	68p	2N2904	28p
AC176	18p	BC147	12p	BF115	32p	OC26	90p	2N2905	32p
AC187	22p	BC148	12p	BF158	22p	OC28	90p	2N2926	32p
AC188	22p	BC149	12p	BF159	22p	OC35	90p	2N3053	31p
AC193K	28p	BC153	18p	BF160	23p	OC42	16p	2N3054	60p
AD140	53p	BC154	18p	BF161	26p	OC44	12p	2N3055	60p
AD143	73p	BC157	15p	BF164	22p	OC45	12p	2N3702	15p
AD149	70p	BC158	15p	BF173	28p	OC70	12p	2N3703	14p
AD161	42p	BC159	14p	BF177	29p	OC71	12p	2N3704	20p
AD162	42p	BC169	15p	BF178	43p	OC72	12p	2N3705	20p
AF114	25p	BC171	13p	BF179	41p	OC75	12p	2N3706	19p
AF115	25p	BC172	22p	BF180	42p	OC81	12p	2N3707	20p
AF116	25p	BC177	20p	BF181	32p	OC82	12p	2N3708	20p
AF117	25p	BC182	15p	BF182	41p	OC71	35p	2N3709	19p
AF118	50p	BC182L	16p	BF183	43p	ORP12	65p	2N3710	19p
AF121	50p	BC183	15p	BF184	32p	TIP29A	49p	2N3711	19p
AF126	50p	BC183L	16p	BF185	32p	TIP30A	58p	2N3819	32p
AF127	50p	BC184	18p	BF194	14p	TIP31A	62p	2N4062	25p
AF139	53p	BC186	25p	BF195	17p	TIP32A	74p	40360	46p
AF178	48p	BC187	25p	BF196	15p	TIP33A	98p	40361	43p
AF180	50p	BC212	13p	BF197	16p	TIP34A	148p	40362	45p
AF186	39p	BC212L	15p	BF200	40p	TIP41A	79p	40363	88p
AF239	48p	BC214L	19p	BF259	25p	TIP42A	90p	40406	44p
BC107	13p	BCY70	21p	BF262	26p	TIP43	35p	40486	90p
BC108	13p	BD112	52p	BF263	26p	ZTX108	18p		

## ZENER DIODES

400mW 5% 3.3V to 30V, 12p.

WIRE WOUND POTS. 3W, 10p,  
25, 50Ω and decades to 100kΩ, 50p.

## DIODES RECTIFIER

		1A	12p	SIGNAL	
BY127	1250V	1A	12p	OA85	7p
IN4001	50V	1A	7p	OA90	5p
IN4002	100V	1A	8p	OA91	5p
IN4004	400V	1A	8p	OA202	7p
IN4006	800V	1A	10p	IN4148	5p
IN4007	1000V	1A	10p	BA114	8p

## SLIDER POTENTIOMETERS

86mm x 9mm x 16mm, length of track 59mm.  
SINGLE 10K, 25K, 100K log. or lin. 50p.  
DUAL GANG, 10K + 10K etc. log. or lin. 60p.  
KNOB FOR ABOVE, 12p.  
FRONT PANEL, 90p.

18 Gauge panel 12in x 4in with slots cut for use  
with slider pots. Grey or matt black finish complete  
with fixings for 4 pots.

## THYRISTORS

2N5060 50V 0.8A 65p 106F 50V 5A 55p  
2N5064 200V 0.8A 80p 106D 200V 5A 80p

## HEATSINKS—REDPOINT

2W	24p	4W	45p	TO5	Clip	5p	TO1	Single	5p
3W	36p	6W	60p	TO18	Clip	5p	TO1	Double	8p

## TRANSFORMERS All have 240V primary

MT30/2	0-12-15-20-24-30V	2A	£3.85
MT50/2	0-19-25-33-40-50V	1A	£2.50
MT50/1	0-19-25-33-40-50V	1A	£3.15
MT50/2	0-19-25-33-40-50V	2A	£4.20
MT60/1	0-24-30-40-48-60V	1A	£3.30
MT60/1	0-24-30-40-48-60V	1A	£4.80
MT60/2	0-24-30-40-48-60V	2A	£6.50

## MULLARD POLYESTER CAPACITORS C280 SERIES

250V P.C. Mounting: 0.01µF, 0.015µF, 0.022µF, 0.033µF, 0.047µF, 3½p, 0.068µF 4p,  
0.1µF 4½p, 0.15µF 5p, 0.22µF 5½p, 0.33µF 7p, 0.47µF 9p, 0.68µF 12p, 1.0µF 14½p,  
1.5µF 22p, 2.2µF 26p.

## MYLAR FILM CAPACITORS 100V

0.001µF, 0.002µF, 0.005µF, 0.01µF, 0.02µF,  
3p, 0.04µF, 0.05µF, 0.068µF, 0.1µF, 6p.

## CERAMIC DISC CAPACITORS

100pF to 10,000pF, 2p each.  
3p, 0.04µF, 0.05µF, 0.068µF, 0.1µF, 6p.

## ELECTROLYTIC CAPACITORS

(µF/V) 1/63, 1-5/63, 2-2/63, 3-3/63, 4-7/63, 6-8/40, 6-8/63, 10/25, 10/63, 15/16, 15/40,  
15/63, 22/10, 22/25, 22/63, 33/6-3, 33/16, 33/40, 47/4, 47/10, 47/25, 47/40, 68/6-3,  
68/16, 100/4, 100/10, 100/25, 150/6-3, 150/16, 220/4, 220/6-3, 220/16, 330/4, 6p, 47/63,  
100/40, 150/25, 220/25, 330/10, 470/6-3, 7p, 68/63, 150/40, 220/40, 330/16, 1000/4, 10p,  
470/10, 680/6-3, 11p, 100/63, 150/63, 220/63, 1000/10, 12p, 470/25, 680/16, 1500/6-3, 13p,  
470/40, 680/25, 1000/16, 1500/10, 2200/6-3, 18p, 330/63, 680/40, 1000/25, 1500/16,  
2200/10, 3300/6-3, 4700/4, 21p.

## SOLID TANTALUM BEAD CAPACITORS

				12p
0.1µF	35V	2.2µF	35V	22µF 16V
0.22µF	35V	4.7µF	35V	33µF 10V
0.47µF	35V	6.8µF	25V	47µF 6.3V
1.0µF	35V	10µF	25V	100µF 3V

## VEROBOARD

	0.1	0.15		
2½ x 3½	26p	28p	Standard screened	32p 2.5mm insulated 13p
2½ x 5	28p	28p	Standard insulated	18p 3.5mm insulated 13p
3½ x 3½	28p	28p	Stereo screened	44p 3.5mm screened 22p
3½ x 5	34p	34p	Standard socket	15p 2.5mm socket 14p
17 x 2½	95p	77p	Stereo socket	22p 3.5mm socket 14p
17 x 3½	130p	108p		
17 x 3½ (plain)	86	72p		
17 x 2½ (plain)	—	51p		
2½ x 5 (plain)	—	18p		
2½ x 3½ (plain)	—	15p		

## D.I.N. PLUGS AND SOCKETS

2 pin, 3 pin, 5 pin 180°, 5 pin 240°, 6 pin  
Plug 12p, Socket 8p.  
4 way screened cable, 26p/metre.  
2½ x 5 (plain), — 18p  
2½ x 3½ (plain), — 15p

## BATTERY ELIMINATOR

9V mains power supply. Same size as PP9 battery. £1-70

## HIGH VOLTAGE TUBULAR CAPACITORS—1,000 VOLT

0.01µF	12p	0.047µF	16p	0.22µF	25p
0.022µF	14p	0.1µF	20p	0.47µF	36p

## POLYSTYRENE CAPACITORS 160V 2½%

10pF to 1,000pF E12 Series Values, 4p each.

## SMOKE AND COMBUSTIBLE GAS DETECTOR—GDI

The GDI is the world's first semiconductor that can convert a concentration of gas or smoke into an electrical signal. The sensor decreases its electrical resistance when it absorbs deoxidizing or combustible gases such as hydrogen, carbon monoxide, methane, propane, alcohol, North Sea gas, as well as carbon-dust containing air or smoke. This decrease is usually large enough to be utilized without amplification. Full details and circuits are supplied with each detector. Detector GDI £2. Smoke and Gas Detector Kits, mains operated with audible alarm £5.60. Mains operated Meter Indicator £7.90. Mains/Battery Gas Leak Detector £12.60. 12/24V Battery operated £8.40. 12V Battery operated Two Remote Sensors £12.80. NOTE: The battery operated kits incorporate our patented circuit to minimise battery drain. Typically 120mA for 12V. These kits contain all parts required with the exception of case. Suitable case mains operated kit £1.60. Battery operated kits £5.

## PRINTED BOARD MARKER

97p  
Draw the planned circuit onto a copper laminate board with the P.C. Pen, allow to dry, and immerse the board in the etchant. On removal the circuit remains in high relief.

## METERS

2" Scale-500µA, 1mA, 10mA, 100mA £3-30

## BULGIN MAINS CONNECTORS

3 Pin 1½A	Chassis Plug	18p	3 Pin 1½A	Chassis Socket	30p
	Line Socket	22p		Line Plug	24p
3 Pin 3A	Chassis Plug	24p	3 Pin 3A	Chassis Socket	34p
	Line Socket	28p		Line Plug	40p
3 Pin 5A	Chassis Plug	24p			
	Line Socket	32p	2 Pin 5A	Line Plug	20p

## THERMISTORS

VA1005	15p
VA1026	15p
VA1033	15p
VA1055S	15p
VA1066S	15p
VA1077	15p
R53	£1.25

## ROTARY MAINS SWITCH

D.P. 2A 35p

## LINEAR IC's

709	14 pin DIL	40p
741	8 pin DIL	40p
741	14 pin DIL	38p
723	14 pin DIL	95p
747	14 pin DIL	85p
748	8 pin DIL	45p

## WAVECHANGE SWITCH 33p

1p 12W, 3p 4W, 2p 2W, 2p 6W,  
4p 3W

DIL Sockets 14 pin and 16 pin 16p

**HOMMER 2 STATION KE550 INTERCOM** £3.95  
**HILLS HI01VSM STEREO HEADPHONE WITH VOLUME CONTROLS 30-18,000Hz 8Ω** £4.50  
**JB3 HEADPHONE JUNCTION BOX** £1.37  
**CAR STEREO SPEAKERS 8Ω** £4.50  
 15ft Coiled Headphone ext. cable £1.45  
 20ft Coiled Guitar ext cable £1.50  
**VYNIAR SPEAKER CLOTH**  
 Black or Black & Silver  
 Sizes 18in x 25in 60p  
 36in x 25in £1.10  
 36in x 50in £2.20

**SOLDERING IRONS**  
 CCN240 15watt £2.08  
 X25 25watt £1.80  
 Replacement Elements £1.16  
 Replacement Bits 40p  
 ST3 Stand 96p

**CARTRIDGES**  
 Acos GP91-35C Mono Crystal Compat. 95p  
 GP93-1 Stereo Crystal £1.30  
 GP96-1 Stereo Ceramic £1.70  
 Sonotone 9TAHC Diam. £1.95

**CASSETTE TAPE RECORDER DYNAMIC MICROPHONE** £1.50  
 Telephone Pickup Coil 45p  
 Small Crystal Lapel Microphone 55p


**DIN PLUGS**  
 2, 3, 4, 5, 180%, 5, 240%, 6, 7, Pin 12p each  
 STD Jack Plug Plastic Mono 12p  
 STD Jack Plug Plastic Stereo 20p  
 3.5mm Jack Plug Plastic 8p

Visit our Warehouse for your requirements of Resistors, Capacitors, Transistors, SCRs, Speakers, Metal Boxes, Headphones, Intercoms, Meters, Audio Cables, Cartridges, Microphones, Wide Range of Plugs and Sockets, etc.

All prices include V.A.T.  
 Please add 10% for P.P. Min. Order £1

**HILLS COMPONENTS LTD**  
 DEPT. PW11 UNIT No. 6  
 MELNITE INDUSTRIAL ESTATE  
 BRIXTON RD., WATFORD, HERTS.  
 WD2 5SL Tel Watford 27711

**H.A.C. SHORT-WAVE KITS**  
**WORLD-WIDE RECEPTION**




Famous for over 35 years for Short-Wave Equipment of quality, "H.A.C." were the Original suppliers of Short-Wave Receiver Kits for the amateur constructor. Over 10,000 satisfied customers—including Technical Colleges, Hospitals, Public Schools, R.A.F., Army, Hams, etc.

**1974 "DX" RECEIVER**  
 Complete kit—Price £4.50 (incl. p. & p. & V.A.T.). Customer writes: "Australia, India and America at loud volume."—"I have now heard over 300 stations including many Amateurs. I have received 32 Q.S.L. verified reports—from all continents. An amazing one-valve." This kit contains all genuine short-wave components, drilled chassis, valve, accessories and full instructions. Ready to assemble, and of course, as all our products—fully guaranteed. Full range of other S.W. kits, including the famous model "K plus" (illustrated above). All orders despatched by return. Send stamped addressed envelope for descriptive catalogue of kits & components, also test report and details of exciting competition for Short-Wave listeners.

**"H.A.C." SHORT-WAVE PRODUCTS**  
 P.O. BOX No. 16, EAST GRINSTEAD,  
 SUSSEX RH19 3SN

**VEROBOARD**



**VEROBOARDS GIVE A PROFESSIONAL FINISH TO YOUR WORK**

0.1" and 0.15" pitch, plain and copper clad universal circuit boards.

AVAILABLE FROM YOUR LOCAL RETAILER  
 TRADE DISTRIBUTOR: N. Rose (Electrical) Ltd. London WC1



VERO ELECTRONICS LTD.  
 Industrial Estate, Chandler's Ford  
 SO5 3ZF Tel: Chandler's Ford 7517

**BUILD A PROFESSIONAL TELEVISION CAMERA**

Complete kits available as designed by "Mullard" Includes a comprehensive construction manual, lens and tube at £60.00 + VAT. Lens and tubes also available from stock. UHF Modulator Kits at £7.19 including P. & P. & VAT. Allows standard domestic TV to be used as monitor (Modulator also suitable for TV Tennis and other similar games).

Send 5p stamp for illustrative brochure and price sheet.

**CROFTON ELECTRONICS**

124 Colne Road, Twickenham,  
 Middlesex TW2 6QS.  
 Tel. 01-898-1569

**ENGINEERS**

**FREE YOURSELF FOR A BETTER JOB WITH MORE PAY!**

Do you want promotion, a better job, higher pay? "New Opportunities" shows you how to get them through a low-cost home study course. There are no books to buy and you can pay-as-you-learn.



This helpful guide to success should be read by every ambitious engineer. Send for this helpful 76 page FREE book now. No obligation and nobody will call on you. It could be the best thing you ever did.



**CUT OUT THIS COUPON**  
**CHOOSE A BRAND NEW FUTURE HERE!**  
 Tick or state subject of interest. Post to the address below.

- |  |   |   |
|--|---|---|
| <input type="checkbox"/> Build-As-You-Learn PRACTICAL RADIO AND ELECTRONICS (with kit) | <input type="checkbox"/> Electronic Engineering                   | <input type="checkbox"/> CITY AND GUILDS Installations and Wiring |
| <input type="checkbox"/> Electrical Engineering  | <input type="checkbox"/> Computer Electronics                     | <input type="checkbox"/> CITY AND GUILDS Electrical Technicians   |
| <input type="checkbox"/> Electrical Installations and wiring                           | <input type="checkbox"/> Computer Programming                     | <input type="checkbox"/> CITY AND GUILDS Telecommunications       |
| <input type="checkbox"/> Electrical Draughtsmanship                                    | <input type="checkbox"/> General Radio and TV Engineering         | <input type="checkbox"/> Radio Amateurs' Exam etc. etc.           |
| <input type="checkbox"/> Electrical Mathematics  | <input type="checkbox"/> Radio Servicing, Maintenance and Repairs |   |
| <input type="checkbox"/>   | <input type="checkbox"/> Transistor Technology                    |   |

To ALDERMASTON COLLEGE Dept. BPW95, Reading RG7 4PF **BPW 95**

NAME (Block Capitals Please) \_\_\_\_\_

ADDRESS \_\_\_\_\_

Other subjects \_\_\_\_\_ Age \_\_\_\_\_

Accredited by C.A.C.C.

Member of A.B.C.C.

**BRITISH INSTITUTE OF ENGINEERING TECHNOLOGY**

# TRANSFORMERS

## POWER UNIT Type A125

Supplying 6 or 9 Volt DC at 200 mA.  
In moulded case forming a 2 pin 5A mains plug.

2 metre output lead with 4-way multiplug giving 2-1 and 2-5 mm sockets and 3-5 mm plugs.  
Price £2.25. Post 10p.



## 2" and 4" PANEL METERS

**SIZE:** 60mm Wide **SIZE:** 110mm Wide  
x 45mm High x x 82mm High x  
40mm Deep. 43mm Deep.

Movement	I.R. Ohms	Movement	I.R. Ohms
0-50 micro A.	1250	0-50 micro A.	1400
0-100 micro A.	580	0-100 micro A.	730
0-500 micro A.	170	0-500 micro A.	200
0-1 mA	170	0-1 mA	200
0-5 mA	170	0-5 mA	200
0-10 mA	9	0-10 mA	6
0-50 mA	0.5	0-50 mA	0.5
0-100 mA	0.5	0-100 mA	0.5
0-500 mA	0.5	0-500 mA	0.5
0-1 AMP	0.5	0-1 AMP	0.5
0-2 AMP	0.5	0-2 AMP	0.5
0-25 Volt	15K	0-25 Volt	15K
0-50 Volt	50K	0-50 Volt	50K
0-300 Volt	300K	0-300 Volt	300K
"g" Meter	170	"r" Meter	200
VU Meter	5250	VU Meter	5250

VU Meters are complete with detectors. Modern wide view.  
Price 2" £2.95 Post 10p. Price 4" £3.95 Post 10p. Lamps 55p per set.

**1/2 watt CARBON FILM RESISTORS**  
1/2 watt at 70°C E 12 range 10Ω-1MΩ 5% tol above 470 KΩ 10% tol at 85p per 100.

## ELECTRONIC MAINS TIMER

A reliable unit ideal for timing Bathroom/Toilet Ventilators Stairway/Cloakroom Lighting etc. Gives up to 30 mins delay before switching off. Delay 1-30 mins. adjustable. Max Load 400VA or 1000 watts resistive. White Case 3 1/2" x 3 1/2" x 2". Fitting instructions included.  
Trade Price £5.80. Post 20p.



## MAINS KEYNECTOR

The safe, quick, connector for electrical appliances, 13 Amp rating, fused, will connect a number of appliances quickly and safely to the mains. Ideal for testing, demonstrating, window displays, etc. Warning Light, interlocked to prevent connecting when live.  
Trade Price: £3.25. Post 25p.



## SAFETY ISOLATING

Prim. 120/240V. Sec. 120/240V. Centre Tap with Screen.

VA (watts)	Ref. No.	Price Cased	Price Plugs 2 Pin + 1 Earth	Price Open	Post
60	149	7.35	0.80	4.00	0.38
100	150	8.22	0.80	4.80	0.52
200	151	10.20	0.80	7.40	0.52
250	152	11.88	0.80	8.88	0.65
350	153	14.10	0.80	10.80	0.80
500	154	15.88	0.80	12.38	1.00
750	155	24.63	1.00	18.72	1.20
1000	156	32.19	1.00	25.50	1.20
1500	157	38.18	1.00	30.24	O.A.
2000	158	45.20	2.40	34.88	O.A.
3000	159	66.50	2.40	53.35	O.A.

## 12 & 24 Volts Prim. 200-240V.

Amps 12V	24V	Ref. No.	Price	Post
0.5	0.15	242	1.34	0.22
0.5	0.25	111	1.10	0.42
1	0.5	218	1.88	0.22
2	1	71	2.09	0.22
4	2	18	2.58	0.38
8	4	70	3.80	0.42
8	4	108	4.20	0.52
10	5	72	4.80	0.52
12	6	116	5.01	0.52
15	8	17	6.22	0.52
20	10	115	9.47	0.69
30	15	187	11.95	0.97
40	20	232	13.88	1.00
50	30	226	15.80	1.10

## 30 Volts

Prim. 200-240V. Sec. 12, 15, 20, 24, 30V.

Amps	Ref. No.	Price	Post
0.5	112	1.72	0.22
1	79	2.21	0.38
2	8	2.26	0.38
4	20	11.0	0.42
4	21	4.58	0.52
8	51	5.80	0.52
8	117	6.50	0.52
6	88	8.50	0.67
10	89	8.97	0.67

## AUTO TRANSFORMERS

Cased versions are 240 Volt Mains to 115 Volts, smart steel cased units coated in tough resin with power lead, fuse and 115 Volt American type socket up to 500VA, above 500VA cable entry.

VA Watts	Ref. No.	Price Cased	Price Plugs 2 & 3 pin	Price Open	Post
Tapped at 115, 220, 240 Volts	20	113	3.00	0.15	1.55 0.30
Tapped at 115, 200, 220, 240 Volts	150	4	5.80	0.15	3.98 0.39
	200	65	6.40	0.15	4.50 0.40
	300	66	7.27	0.15	5.25 0.52
	600	67	9.99	0.15	8.29 0.67
	750	83	12.56	0.75	9.78 0.82
	1000	84	15.70	0.75	12.40 0.82
	1500	93	19.88	0.75	16.58 1.50
	2000	95	30.10	1.44	22.05 1.50
	3000	73	43.58	1.90	32.00 1.90

PLEASE ADD 8% FOR V.A.T.

## 50 Volts

Prim. 200-240V. Sec. 10, 25, 33, 40, 50V.

Amps	Ref. No.	Price	Post
0.5	102	3.38	0.30
1	103	8.00	0.38
2	104	4.57	0.42
3	105	5.20	0.52
4	106	6.89	0.52
6	107	11.17	0.67
8	118	14.18	0.97
10	119	15.47	0.97

## 60 Volts

Prim. 230-240V. Sec. 24, 30, 40, 45, 60V.

Amps	Ref. No.	Price	Post
0.5	124	2.08	0.38
1	125	2.96	0.38
2	127	4.63	0.42
3	128	6.84	0.52
4	129	7.94	0.67
5	40	8.88	0.67
6	120	10.18	0.82
8	121	13.58	1.00
10	122	15.18	1.00
12	189	16.00	1.10

## MINIATURE AND EQUIPMENT

Prim. 240V with screen.

Sec. 1 Volts	Sec. 2	Sec. 1 Milliamps	Sec. 2	Ref. No.	Price	Post
3-0-3		200		238	1.23	0.10
0-6	0-6	500	500	234	1.80	0.20
0-6	0-6	1000	1000	212	1.93	0.22
0-9-0		100		15	1.48	0.10
0-9	0-9	330	330	235	1.48	0.10
0-9-9		500	500	207	1.75	0.22
0-9-9	0-9-9	1000	1000	208	2.80	0.38
15-0-15		40		240	1.23	0.10
0-15	0-15	200	200	235	1.80	0.20
0-20-20		30		241	1.10	0.10
0-20	0-20	150	150	237	1.80	0.10
0-20-20	0-15-20	500	500	205	2.47	0.38
0-20	0-20	300	300	214	1.72	0.22
0-20		8500		NO SCREEN	1116	0.00 0.40
20-12-0-12-20		700 (D/C)		221	2.31	0.30
0-15-20	0-15-20	1000	1000	206	8.22	0.88
0-15-27	0-15-27	500	500	203	2.78	0.38
0-15-27	0-15-27	1000	1000	204	3.52	0.38

## PLASTIC CASED SILICON BRIDGE RECTIFIERS

One Amp	Two Amp	Four Amp	Five Amp
50 P.I.V. 25p	50 P.I.V. 25p	100 P.I.V. 55p	50 P.I.V. 45p
100 P.I.V. 25p	100 P.I.V. 40p	200 P.I.V. 55p	100 P.I.V. 70p
200 P.I.V. 25p	200 P.I.V. 45p	400 P.I.V. 65p	200 P.I.V. 80p
600 P.I.V. 30p	400 P.I.V. 50p	600 P.I.V. 75p	400 P.I.V. 90p



ADD 10p P & P PER ORDER

## POWER UNIT Type CC 12-05

Output switched 3, 4.5, 6, 7.5 9 and 12 volts at 600 mA D.C. Operates from 240 V mains, suitable for Radios, Tape Recorders, Record Players etc Size 7.5 x 5.0 x 1.6 cm. Price £3.95. Post 25p.



## MINIATURE NEONS

6mm dia., 12mm length leads length approx. 20mm. Recommended ballast resistor 150K ohms for 240 Volt operation Price: Packet of 10 for 50p. Postage 10p.

# A.S.P. LTD.

DEPT PW12, SIMMONDS ROAD, WINCHEAP, CANTERBURY, KENT. Tel: (0227) 52436

If you have difficulty in obtaining

# PRACTICAL WIRELESS

Please place a regular order with your newsagent or send 1 year's subscription (£3.25) to:—

Subscription Department,  
Practical Wireless,  
Tower House, Southampton Street,  
London, WC2E 9QX

## FELSTEAD ELECTRONICS (PW86), LONGLEY LANE, GATLEY, CHEADEL, CHESHIRE SK8 4EE

STYLI. Replacements for virtually all ACOS, BSR, COLLARO, GARRARD, PHILIPS, RONETTE, SONOTONE. Single Tip: Sapphire 18p, Diamond 37p. Double Tip: Can be Stereo/LP + 78 or ST/LP Sapphire 37p. Double Tip: Diamond ST/LP + Sapphire 78 65p. Diamond ST/LP + Diamond ST/LP £1.25. For GOLDRING Diamond 8800, 8800H and 8850 at £2.10 each. 8800E at £4.10. Charges 10p any quantity. FREE LIST (FOR SAE) FULL DETAILS STYLI AND CARTRIDGE EQUIVALENTS including SHURE, PICKERING, AUDIO-TECH, B & O, AND MANY MORE STYLI FOR MAGNETIC AND CRYSTAL PICK-UPS.

CARTRIDGES. All with styl and fittings. Replacements for ACOS GP/91 8C (Stereo-mono compatible series) at £1.05, GP93 Stereo at £1.45, GP94 Stereo Ceramic at £19.8; for RONETTE DC/4008(CM) (Speed change switch at front for GP67, TC8 & c.) at £1.25, for BSR X3H, X5H and X6M at £1.35 each, 8K6H and 8K6M at £1.70 each. TC6H at £1.50, TC8 Stereo, 3 pins, £2.15; charges 10p any quantity.

RECORDING TAPE. ALL FINEST BRITISH MYLAR: 5" 600 ft. 40p; 5" 900 ft. 55p. 3 1/2" 1200 ft. 75p; 7" 1800 ft. £1.05. Charges for 5" and 5 1/2". 1-4 13p each; 5 and over, 33p the lot. Charges for 7", 1-3 15p each; 4-5 35p the lot; 6 and over 40p the lot.

SPEAKERS 2 1/2", 3, 8 or 64 ohms (state which) 55p. Charges 10p each.

CONNECTING WIRE. Pkts. of 5 coils, astd. vols, each 5yds. Solid core 19p (10p charges). Flexible 21p (10p charges).

EARPIECES. Magnetic. 2.5 or 3.5mm plug (state which) 15p. CRYSTAL (3.5mm only) 35p (all 10p up to 6).

VIBRATORS. 7 pin SYNCIL. (12SR7 type) 75p. 4-pin NON-synch (121HD4) 45p (all 10p each).

Send SAE for free styli, cartridge, accessories and components list. All prices include VAT.



# WATFORD ELECTRONICS

35 CARDIFF ROAD, WATFORD, Herts, ENGLAND  
MAIL ORDER, CALLERS SATURDAYS ONLY

C.W.O. Please, P. & P. add 15p to orders under £3. Prices exclusive of VAT

All components brand new and fully guaranteed

TRANSISTORS				TTL 74 SERIES			
AC107 16p	BCY42 28p	OC202 80p	2N2217 11p	7400 16p	7480 60p		
AC125 13p	BCY43 25p	TIP29 43p	2N2218A 20p	7401 16p	7481 110p		
AC128 13p	BCY58 18p	TIP29A 45p	2N2219 25p	7402 16p	7482 85p		
AC127 13p	BCY59 18p	TIP30 48p	2N2220 18p	7403 16p	7483 110p		
AV128 13p	BCY70 15p	TIP30A 54p	2N2222A 20p	7404 19p	7484 95p		
AC176 14p	BCY71 18p	TIP31 54p		7405 19p	7485 187p		
AC187 13p	BCY72 12p	TIP32 64p		7406 39p	7486 38p		
AC188 13p	BD131 45p	TIP33 95p		7407 39p	7487 155p		
ACV17 35p	BD132 45p	TIP34 130p		7408 21p	7488 360p		
ACV19 25p	BD145 55p	TIP41 85p		7409 24p	7489 55p		
ACV20 24p	BDY11 115p	TIP41A 88p		7410 16p	7491 99p		
ACV21 29p	BDY17 135p	TIP42 70p		7411 22p	7492 69p		
ACV22 16p	BDY18 125p	TIP42A 74p		7412 28p	7493 69p		
AD140 48p	BDY19 195p	TIS43 26p		7413 28p	7494 80p		
AD149 48p	BDY60 52p	TIS44 17p		7414 60p	7495 80p		
AD181 35p	BF194 10p	TIS45 50p		7415 35p	7496 95p		
AD182 35p	BF195 10p	TIS46 26p		7416 14p	7497 53p		
AF114 14p	BF196 12p	TIS60 16p		7417 24p	7498 38p		
AF115 14p	BF197 12p	TIS61 19p		7418 38p	7499 56p		
AF116 14p	BFY50 20p	TIS62 28p		7419 37p	74101 56p		
AF117 14p	BFY51 20p	TIS91 28p		7420 28p	74118 90p		
AF118 14p	BFY52 20p	ZTX107 100p		7421 37p	74121 50p		
BC107 10p	BFY53 17p	ZTX108 100p		7422 38p	74122 70p		
BC108 10p	BFY55 35p	ZTX109 12p		7423 16p	74123 99p		
BC109 10p	MJE370 63p	ZTX300 12p		7424 37p	74124 99p		
BC147 10p	MJE371 78p	ZTX301 14p		7425 38p	74125 70p		
BC148 10p	MJE520 82p	ZTX302 18p		7426 37p	74126 70p		
BC149 10p	MPF102 30p	ZTX303 22p		7427 37p	74127 99p		
BC157 13p	MPF103 30p	ZTX311 10p		7428 38p	74128 70p		
BC158 11p	MPF104 28p	ZTX341 19p		7429 37p	74129 99p		
BC159 13p	MPF105 36p	ZTX500 15p		7430 16p	74130 56p		
BC167 12p	OC26 40p	ZTX502 18p		7431 37p	74131 56p		
BC168 12p	OC28 58p	ZTX504 42p		7432 36p	74132 70p		
BC169 12p	OC35 48p	ZTX501 23p		7433 36p	74133 56p		
BC170 11p	OC39 48p	ZTX503 15p		7434 37p	74134 56p		
BC171 11p	OC41 35p	2N706 11p		7435 36p	74135 99p		
BC172 11p	OC42 35p	2N708 16p		7436 16p	74136 99p		
BC177 18p	OC44 12p	2N1131 20p		7437 37p	74137 99p		
BC178 18p	OC45 12p	2N1132 20p		7438 37p	74138 99p		
BC179 18p	OC70 12p	2N1301 20p		7439 37p	74139 99p		
BC182 11p	OC71 12p	2N1302 20p		7440 37p	74140 99p		
BC183 11p	OC72 12p	2N1303 20p		7441 37p	74141 99p		
BC184 11p	OC74 28p	2N1304 24p		7442 37p	74142 99p		
BC212 13p	OC18 12p	2N1305 24p		7443 12p	74143 99p		
BC213 13p	OC28 15p	2N1306 24p		7444 12p	74144 99p		
BC214 15p	OC83 20p	2N1307 26p		7445 18p	74145 99p		
BCY39 99p	OC140 190p	2N1893 30p		7446 18p	74146 99p		
BCY40 89p	OC201 70p	2N1990 45p		7447 18p	74147 99p		

**POLYESTER CAPACITORS:** Axial lead type. (Values are in  $\mu\text{F}$ )  
400V: 0.001, 0.002, 0.0015, 0.0018, 0.0022, 0.0033, 2.2p, 0.0047, 0.0068, 0.01, 0.015, 0.022, 3p, 0.047, 0.068, 0.1, 1.4p; 0.15, 0.22, 7p; 0.33, 10p; 0.47, 13p; 160V: 0.1, 0.15, 4p; 0.22, 5p; 0.33, 6p; 0.47, 9p; 0.68, 10p; 1.0, 13p. 250V: 0.22, 6p; 0.33, 8p; 0.68, 12p; 0.47, 9p; 2.2, 18p.

**RADIAL LEAD P.C. TYPE** (Values are in  $\mu\text{F}$ )  
250V: 0.01, 0.015, 0.022, 3p; 0.033, 0.047, 0.068 3.3p; 0.1, 0.15, 4p; 0.22, 0.33, 5p; 0.47, 7p; 0.68, 10p; 1.0, 11p; 1.5, 20p; 2.2, 22p.

**ELECTROLYTIC CAPACITORS:** Axial lead type (Values are in  $\mu\text{F}$ )  
63V: 1.0, 1.5, 2.2, 3.3, 4.7, 6.8, 10, 15, 20, 22, 47, 68, 100, 12p, 40V: 100, 6p, 30V: 3500, 35p, 25V: 68, 6p; 150, 6p; 220, 11p; 470, 13p, 25V: 680, 18p; 1000, 24p; 2200, 34p; 3000, 39p, 16V: 40, 100, 125, 250, 6p, 16V: 1000, 1500, 16p, 10V: 4, 5p, 6p, 10p; 1000, 14p; 2200, 18p.

**CERAMIC CAPACITORS**  
50V d.c. Plaqueette body 25mm leads.  
Range: 5pF-10,000pF price 2p each.  
0.015 $\mu\text{F}$ , 0.022 $\mu\text{F}$ , 0.033 $\mu\text{F}$ , 0.047 $\mu\text{F}$  3p

**POTENTIOMETERS AB Carbon track**  
0.25W, log and linear values  
1Kohm-2Mohm single gang 15p  
5Kohm-2Mohm single gang w/switch 28p  
3Kohm-2Mohm dual gang 42p

**SLIDER POTENTIOMETERS**  
0.25W log and linear values  
5K $\Omega$ -500K $\Omega$  single gang 35p  
10K-500Kohm dual gang 50p

JACK PLUGS & SOCKETS				BANANA PLUGS (Red or Black) 6p & SOCKETS 5p.	
Screened Chrome	Plastic body	Open Metal	Moulded with Break Contacts		
1/8" mono	17p	13p	17p	COAXIAL PLUGS 10p; SOCKETS 8p & COUPLERS (I-I) 15p	
1/4" stereo	30p	18p	15p	CAR AERIAL PLUGS 10p.	
3/8" 5mm	14p	10p	8p		
2.5mm	10p	8p	8p		

**DIN PLUGS 12p. SOCKETS 8p. COUPLERS 15p.** (2 pin loudspeaker type, 3 pin 4, 5, (180° & 240°) 6 & 7).

**PHONO PLUGS (ASSORTED colours) 8p. COUPLERS 9p. SOCKETS:** Single 5p; Double 7p; Triple 10p.

SWITCHES			
TOGGLE: SPST	18p	SLIDE: 1A DP 250V	10p
DPDT	22p	1A DP 250V miniature	9p
		PUSH BUTTON: make or break	15p
		ROCKER (white): 5A 250V SP changeover centre off 25p	
SUB-MINIATURE TOGGLE		ROTARY WAVECHANGE: 1 pole 12 way	
SP changeover	35p	2p/4w, 2p/2w, 3p/3w, 2p/5w, 3p/4w, 4p/2w,	
SP on/off	35p	4p/3w	24p
DPDT	64p		

LINEAR IC'S		DIODES		BRIDGE RECTIFIERS		TRIACS	
709C DIL/T099 35p	MC1310P 275p	MA120 10p	AY100 18p	400V 3A 120p	500V 3A 120p	500V 6A 120p	500V 10A 145p
723C DIL/T099 35p	MFC4000B 40p	BY100 18p	BY164 35p	1A 50V 20p	1A 60V 25p	500V 10A 145p	500V 10A 180p
741C 8pin DIL 32p	NE555 Timer 65p	NE562 FM Syn 350p	BYZ11 25p	1A 400V 23p	1A 600V 25p	500V 10A 145p	500V 10A 180p
14pin DIL/T099 38p	PA246 150p	SL403D 150p	OA5 39p	2A 50V 30p	2A 200V 40p	2A 200V 45p	4A 200V 54p
747C 14pin DIL 80p	SL414A 165p	LA0100 AM 150p	OA9 9p	2A 50V 30p	2A 200V 40p	2A 200V 45p	4A 200V 54p
748C 8pin DIL 40p	TB800 5W AUD. 170p	ZN414 115p	OA79 10p	2A 50V 30p	2A 200V 40p	2A 200V 45p	4A 200V 54p
7805 (Reg.) 170p			OA81 8p	2A 50V 30p	2A 200V 40p	2A 200V 45p	4A 200V 54p
CA3015 70p			OA85 10p	4A 200V 54p	4A 200V 54p	4A 200V 54p	4A 200V 54p
CA3020 70p			OA90 9p	4A 200V 54p	4A 200V 54p	4A 200V 54p	4A 200V 54p
CA3035 135p			OA91 6p	6A 200V 68p	6A 200V 68p	6A 200V 68p	6A 200V 68p
CA3036 90p			OA200 6p	6A 200V 68p	6A 200V 68p	6A 200V 68p	6A 200V 68p
CA3048 70p			OA201 6p	6A 200V 68p	6A 200V 68p	6A 200V 68p	6A 200V 68p
CA3050 135p			PL4001 6p				
CA3075 150p			PL4004 8p				
CA3081 150p			PL4007 12p				
CA3089E 195p							
CA3090Q 345p							
LM300 T099 170p							
LM304 T099 170p							
LM305 T099 130p							
MC724 50p							
MC1303L 130p							
MC1304P 160p							

**TRANSFORMERS**  
Primary 250V. Secondary as stated  
6-0.6 (miniature) 100mA 90p  
9-0-9 " 100mA 90p  
12-0-12 " 100mA 90p  
18-0-18 also 24V 100mA 90p  
24-0-24 500mA 220p  
30-24-20-15-12-0 1A 230p  
9-0 2A 110p  
8-0 2A 110p  
3-3-33V 2A 110p  
5-0 2A 110p

**LAMP HOLDERS/LAMPS**  
LES HOLDER round top, colours Red/Blue/Green/Yellow/White requires 3/4" hole 14p  
MES HOLDER, Heavy duty, round top, Red, requires 3/4" hole 25p  
NEON, 240V Red round top 3/4" hole 25p  
NEON, As above but with 1/2" square RED top 25p  
NEON, As above but with 1/2" square green top 25p

ALUM. BOXES			
2 1/2 x 5 1/2 x 1 1/2	45p	4 x 4 x 1 1/2	45p
4 x 4 x 1 1/2	45p	4 x 2 1/2 x 1 1/2	45p
4 x 5 x 1 1/2	48p	4 x 5 x 1 1/2	48p
3 x 2 x 1 1/2	50p	3 x 2 x 1 1/2	50p
7 x 5 x 2 1/2	78p	7 x 5 x 2 1/2	78p
8 x 6 x 3	99p	8 x 6 x 3	99p
10 x 7 x 3	118p	10 x 7 x 3	118p
10 x 4 x 3	90p	10 x 4 x 3	90p
12 x 5 x 3	120p	12 x 5 x 3	120p
12 x 8 x 3	150p	12 x 8 x 3	150p

VEROBOARD			
0-1	Pitch	0-15	15p
		0-15	14p
		plain	15p
2 1/2 x 3 1/2	30p	23p	14p
2 1/2 x 5	32p	32p	15p
3 x 3 1/2	32p	32p	15p
3 x 3 1/2	38p	38p	26p
3 x 17	98p	75p	55p
3 x 17	130p	105p	79p
4 1/2 x 17	173p	105p	79p
Kit of 36 pins			20p
Spot face cutter			48p
Pin insertion tool			69p

**MASSIVE CLEARANCE BARGAINS**  
Bargain component parcels contain Resistors, Capacitors, Potentiometers, Knobs, Rotary and Slide Switches, I.F.'s, Tag Strips, Drive Drums, Coil Formers, Wire, Grommets, Relays, Pulley Wheels, Magnets, Transistor Panels, etc. Save yourself £'s on these well selected parcels, 6lb net weight £1.00, p.p. 50p.  
Brand New Wire-wound Resistors 1-7 watts, mostly Plessey GWS-1-3-5-7. Good selection, 100 for £1.00, p.p. 20p.  
Mullard Ferrite Cores LA3 50p, LA4 75p, LA2100 50p.  
SPECIAL OFFER. Metallised Polyester Capacitors by Erie, Mullard, etc. Values include .01/160V, .01/250V, .015/160V, .022/160, .033/160, .047/160V, .068/160V, .1/160-250V, .22/160V, etc. This is a bargain not to be missed. 100 for £1.50, p.p. 20p.  
Assorted Capacitors, Silver Mica, Tubular and Disc Ceramics, Polystyrene, Tremendously good selection. 300 for £1, p.p. 20p.  
Please add 8% V.A.T.

Mail Order Only.  
**XEROZA RADIO,**  
1, EAST STREET, BISHOPS TAWTON, DEVON.

**PUBLISHER'S ANNOUNCEMENT**  
Due to production difficulties existing at the time this issue went to press, we strongly advise readers to check with advertisers the prices shown, and availability of goods, before purchasing.

# Practical Wireless Classified Advertisements

The pre-paid rate for classified advertisements is 12p per word (minimum 12 words), box number 30p extra. Semi-displayed setting £10.00 per single column inch. All cheques, postal orders, etc., to be made payable to PRACTICAL WIRELESS and crossed "Lloyds Bank Ltd." Treasury notes should always be sent *registered post*. Advertisements, together with remittance, should be sent to the Classified Advertisement Manager, PRACTICAL WIRELESS, IPC Magazines Ltd. Fleetway House, Farringdon Street, London, EC4A 4AD for insertion in the next available issue.

## Aerials

**GENUINE FULL SIZE**  
**18 element TV aerial**  
 as used by leading TV companies

FOR ONLY **£2.20**

+43P carr

ITV, BBC1, 2, 3, 4, 5, 6, 7, 8, 9, 10, 11, 12, 13, 14, 15, 16, 17, 18, 19, 20, 21, 22, 23, 24, 25, 26, 27, 28, 29, 30, 31, 32, 33, 34, 35, 36, 37, 38, 39, 40, 41, 42, 43, 44, 45, 46, 47, 48, 49, 50, 51, 52, 53, 54, 55, 56, 57, 58, 59, 60, 61, 62, 63, 64, 65, 66, 67, 68, 69, 70, 71, 72, 73, 74, 75, 76, 77, 78, 79, 80, 81, 82, 83, 84, 85, 86, 87, 88, 89, 90, 91, 92, 93, 94, 95, 96, 97, 98, 99, 100, 101, 102, 103, 104, 105, 106, 107, 108, 109, 110, 111, 112, 113, 114, 115, 116, 117, 118, 119, 120, 121, 122, 123, 124, 125, 126, 127, 128, 129, 130, 131, 132, 133, 134, 135, 136, 137, 138, 139, 140, 141, 142, 143, 144, 145, 146, 147, 148, 149, 150, 151, 152, 153, 154, 155, 156, 157, 158, 159, 160, 161, 162, 163, 164, 165, 166, 167, 168, 169, 170, 171, 172, 173, 174, 175, 176, 177, 178, 179, 180, 181, 182, 183, 184, 185, 186, 187, 188, 189, 190, 191, 192, 193, 194, 195, 196, 197, 198, 199, 200, 201, 202, 203, 204, 205, 206, 207, 208, 209, 210, 211, 212, 213, 214, 215, 216, 217, 218, 219, 220, 221, 222, 223, 224, 225, 226, 227, 228, 229, 230, 231, 232, 233, 234, 235, 236, 237, 238, 239, 240, 241, 242, 243, 244, 245, 246, 247, 248, 249, 250, 251, 252, 253, 254, 255, 256, 257, 258, 259, 260, 261, 262, 263, 264, 265, 266, 267, 268, 269, 270, 271, 272, 273, 274, 275, 276, 277, 278, 279, 280, 281, 282, 283, 284, 285, 286, 287, 288, 289, 290, 291, 292, 293, 294, 295, 296, 297, 298, 299, 300, 301, 302, 303, 304, 305, 306, 307, 308, 309, 310, 311, 312, 313, 314, 315, 316, 317, 318, 319, 320, 321, 322, 323, 324, 325, 326, 327, 328, 329, 330, 331, 332, 333, 334, 335, 336, 337, 338, 339, 340, 341, 342, 343, 344, 345, 346, 347, 348, 349, 350, 351, 352, 353, 354, 355, 356, 357, 358, 359, 360, 361, 362, 363, 364, 365, 366, 367, 368, 369, 370, 371, 372, 373, 374, 375, 376, 377, 378, 379, 380, 381, 382, 383, 384, 385, 386, 387, 388, 389, 390, 391, 392, 393, 394, 395, 396, 397, 398, 399, 400, 401, 402, 403, 404, 405, 406, 407, 408, 409, 410, 411, 412, 413, 414, 415, 416, 417, 418, 419, 420, 421, 422, 423, 424, 425, 426, 427, 428, 429, 430, 431, 432, 433, 434, 435, 436, 437, 438, 439, 440, 441, 442, 443, 444, 445, 446, 447, 448, 449, 450, 451, 452, 453, 454, 455, 456, 457, 458, 459, 460, 461, 462, 463, 464, 465, 466, 467, 468, 469, 470, 471, 472, 473, 474, 475, 476, 477, 478, 479, 480, 481, 482, 483, 484, 485, 486, 487, 488, 489, 490, 491, 492, 493, 494, 495, 496, 497, 498, 499, 500, 501, 502, 503, 504, 505, 506, 507, 508, 509, 510, 511, 512, 513, 514, 515, 516, 517, 518, 519, 520, 521, 522, 523, 524, 525, 526, 527, 528, 529, 530, 531, 532, 533, 534, 535, 536, 537, 538, 539, 540, 541, 542, 543, 544, 545, 546, 547, 548, 549, 550, 551, 552, 553, 554, 555, 556, 557, 558, 559, 560, 561, 562, 563, 564, 565, 566, 567, 568, 569, 570, 571, 572, 573, 574, 575, 576, 577, 578, 579, 580, 581, 582, 583, 584, 585, 586, 587, 588, 589, 590, 591, 592, 593, 594, 595, 596, 597, 598, 599, 600, 601, 602, 603, 604, 605, 606, 607, 608, 609, 610, 611, 612, 613, 614, 615, 616, 617, 618, 619, 620, 621, 622, 623, 624, 625, 626, 627, 628, 629, 630, 631, 632, 633, 634, 635, 636, 637, 638, 639, 640, 641, 642, 643, 644, 645, 646, 647, 648, 649, 650, 651, 652, 653, 654, 655, 656, 657, 658, 659, 660, 661, 662, 663, 664, 665, 666, 667, 668, 669, 670, 671, 672, 673, 674, 675, 676, 677, 678, 679, 680, 681, 682, 683, 684, 685, 686, 687, 688, 689, 690, 691, 692, 693, 694, 695, 696, 697, 698, 699, 700, 701, 702, 703, 704, 705, 706, 707, 708, 709, 710, 711, 712, 713, 714, 715, 716, 717, 718, 719, 720, 721, 722, 723, 724, 725, 726, 727, 728, 729, 730, 731, 732, 733, 734, 735, 736, 737, 738, 739, 740, 741, 742, 743, 744, 745, 746, 747, 748, 749, 750, 751, 752, 753, 754, 755, 756, 757, 758, 759, 760, 761, 762, 763, 764, 765, 766, 767, 768, 769, 770, 771, 772, 773, 774, 775, 776, 777, 778, 779, 780, 781, 782, 783, 784, 785, 786, 787, 788, 789, 790, 791, 792, 793, 794, 795, 796, 797, 798, 799, 800, 801, 802, 803, 804, 805, 806, 807, 808, 809, 810, 811, 812, 813, 814, 815, 816, 817, 818, 819, 820, 821, 822, 823, 824, 825, 826, 827, 828, 829, 830, 831, 832, 833, 834, 835, 836, 837, 838, 839, 840, 841, 842, 843, 844, 845, 846, 847, 848, 849, 850, 851, 852, 853, 854, 855, 856, 857, 858, 859, 860, 861, 862, 863, 864, 865, 866, 867, 868, 869, 870, 871, 872, 873, 874, 875, 876, 877, 878, 879, 880, 881, 882, 883, 884, 885, 886, 887, 888, 889, 890, 891, 892, 893, 894, 895, 896, 897, 898, 899, 900, 901, 902, 903, 904, 905, 906, 907, 908, 909, 910, 911, 912, 913, 914, 915, 916, 917, 918, 919, 920, 921, 922, 923, 924, 925, 926, 927, 928, 929, 930, 931, 932, 933, 934, 935, 936, 937, 938, 939, 940, 941, 942, 943, 944, 945, 946, 947, 948, 949, 950, 951, 952, 953, 954, 955, 956, 957, 958, 959, 960, 961, 962, 963, 964, 965, 966, 967, 968, 969, 970, 971, 972, 973, 974, 975, 976, 977, 978, 979, 980, 981, 982, 983, 984, 985, 986, 987, 988, 989, 990, 991, 992, 993, 994, 995, 996, 997, 998, 999, 1000.

IMPERIAL TRADING AERIALS LTD.  
 the quality Aerial Specialists

**J. & A. TWEEDY LTD.** Incorporating R. Baines  
 Prices include VAT and Postage  
**Multibeams:** MBM 30 £5.20, MBM 46 £8.35, MBM 70 £14.25.  
**Parabeams:** PBM 12 £4.95, PBM 18 £5.15, Log-periodic £7.20.  
**Stereobeams:** SBM 1 £2.65, SBM 2 £3.66, SBM 3 £5.30, SBM 4 £5.80, SBM 6 £8.75.  
**Masthead Amplifiers** UHF or FM VHF £10.00, Setback £5.50.  
 We are stockists of AMTRON KITS and BIB ACCESSORIES.  
 VHF Co-ax 8p/m, Low Loss 12p/m.  
 Open Tuesday to Saturday 0900-1730.  
 79 Chatsworth Road, Chesterfield S44 2AP.

## Wanted

**TOP PRICES PAID FOR NEW VALVES and TRANSISTORS**  
 popular T.V. and Radio types.  
**KENSINGTON SUPPLIES (C),**  
 367 Kensington Street, Bradford 8, Yorkshire.

**WE BUY** New Valves, Transistors and clean new components, large or small quantities, all details, quotation by return. **WALTON'S,** 55 Worcester Street, Wolverhampton.

**EARLY WIRELESS** receivers, components and magazines, details to Johnson Raffles, Haverbreaks, Lancaster.

**VINTAGE RADIO MART** urgently wants to buy all types of pre-war radios, literature, components, particularly pre-1927. Box No. 116.

**WANTED.** One of each, new or good S/H, PEN20, H20, SP20 valves. John Benson, 258 Portland Road, South Norwood, London SE25.

**AVO. 7 & 8** any condition. Any quantity. Huggett's, 2 Pawsons Road, W. Croydon.

**WANTED.** Volumes 1-7 Practical Electronics and volumes 40-46 Practical Wireless in perfect condition. Box 117.

**HEATHKIT** Hi-Fi MA-12 Power Amplifier and USC-1 Stereo Control Unit. Amberley 2237.

**URGENTLY** required Service Sheet for "Sound" tape recorder Model 555 all expenses paid. Box No. 119.

## For Sale

### COPPER CLAD LAMINATE FOR PRINTED CIRCUITS

Single sided 1/16" paper base—1.0p/sq. inch.  
 Single sided 1/16" glass-epoxy—1.5p/sq. inch.  
 Any rectangular sizes cut to your requirements.  
 Please send cash with order.  
 Price includes postage and packing.  
 From: **SIMTECH ENGINEERING LTD**  
**VOLUNTARY PLACE**  
**WANSTEAD**  
**LONDON E.11. 01-530-4240.**

**SEEN MY CAT?** 5,000 Items. Mechanical & Electrical Gear, and materials. S.A.E. K. R. WHISTON, Dept. PW, NEW MILLS, Stockport.

**PVC ADHESIVE TAPES** 5/8 in x 11 yds Black, some colours. £5 per 100. £40 1,000, samples. £1. North, 1 Elloughton Grove, Cottingham, Yorks. Tel: Hull 847208.

**MICROPHONES:** AKG D109, £12.65; AKG D202EI, £43.45; AKG D190C, £18.70; AKG D190E, £20; AKG D224 £55; Sennheiser MD211N, £49.50; Sennheiser MD413N, £29.70. All brand new and boxed. Send CWO to J. J. Francis, (Wood Green) Ltd., Manwood House, Matching Green, Harlow, Essex. Tel: Matching 476.

**VALVES, VALVES & MORE VALVES.** Large stocks 1930-1974, many obsolete. Also available many types of transistors and styl. Price lists available, 15p. Cox Radio, The Parade, East Wittering, Sussex. West Wittering 2023.

**SOUND TO LIGHT CONVERTORS** 3-channel, 1.5 kW £18, 3 kW £25, single channel £9; Sequencer £93; Strobes from £19; Projectors from £24; etc. Call or mail Aarvak Electronics, 98A West Green Road (Side Door), London N15 5NS. 01-800 8656.

**CONNOISSEURS.** I have attic-rescued back numbers Wireless Weekly (later Wireless), seven issued in 1924, two issued 1925, nine issued 1926; Wireless World, six issued 1925, thirty-seven issued 1926, three issued 1927; and miscellaneous same dates. Offers to Box 118.

## Books and Publications

### Technical Books — Radio & Electronics

Handbook of Tested Transistor Circuits.....	£0-40
Radio Servicing for Amateurs.....	£0-20
Boys Book of Crystal Sets & Simple Circuits.....	£0-25
Television Timebase Circuits.....	£1-00
How to Solve Solid State Circuit Troubles.....	£1-75
How to get the best out of your Tape Recorder.....	£1-50
Transistor Circuits Manual No. 2.....	£0-15
Jack Darr's Service Clinic.....	£1-35
Transistor Circuits for Modern Test Equipment.....	£0-60
Red & Electr Colour Codes and Data Chart.....	£0-15
Handbk of Transistor Equip. and Substitutes.....	£0-40
Hi-Fi, PA & Disco Amplifier Design Hndbk.....	£0-75
Radio Servicing Problems.....	£0-45
Electronic Circuits for the Amat Photographer.....	£0-60
Handbook of Simple Transistor Circuits.....	£0-35
How to build Solid State Audio Circuits.....	£1-75
Sound and Loudspeaker Manual.....	£0-50
TV Technicians Bench Manual.....	£2-50
Radio Amateur Operator's Handbook.....	£0-70
Audio Amplifiers.....	£0-83
Television Servicing Vol. No 1.....	£0-60
Television Servicing Vol. No. 2.....	£0-85
Radio Technicians Bench Manual.....	£3-00
Servicing Transistor Radio Receivers.....	£0-75
1st Book of Hi Fi Loudspeaker Enclosures.....	£0-60
2nd Book of Hi Fi Loudspeaker Enclosures.....	£0-60
Manual of Electronic Circuits for the Home.....	£0-50
Modern Crystal Set Circuits for Beginners.....	£0-35
Electronic Novelties for the Motorist.....	£0-50
2nd Book of Transistor Equip. & Substitutes.....	£0-85
Handbook of Electronic Musical Novelties.....	£0-50
Transistorised Novelties for Hi Fi Enthusiast.....	£0-35
Fault Location Exercises in Rad. & TV Vol. 1.....	£0-80
Fault Location Exercises in Rad. & TV Vol. 2.....	£1-35
Colour TV Picture Faults.....	£2-50
Practical Transistor Novelty Circuits.....	£0-40
Boys Book of Practical Radio & Electronics.....	£0-60
Radio Receiver Construction using ICs & Transis.....	£0-60
ICs & Transistor Gadgets Construction Handb'k.....	£0-80
Integrated Circuits Equip. & Substitutes Hbk.....	£0-75

**FREE!** \*\*\*\*\*  
 \* A Resistor Colour Code Disc Calculator \*  
 \* (Invaluable to the keen radio constructor!) \*  
 \* OFFERED FREE ON REQUEST FOR ORDERS £3 AND OVER \*  
 \* PLEASE ADD 10% FOR POSTAGE & PACKING \*  
**RADIO BOOK SERVICE**  
 40 Elwill Way, Beckenham BR3 2RZ

**UFO CHARTS.**—Wave Prediction, 49p; Daily Flight Pattern, 44p; Map, 44p; TV UFO Detection, 2 Optical Circuits, 55p; Propulsion Theory, 55p; Gravity Theories, 55p. Circuits: Transistor Optical, 66p; Radiation/Optical, 40p; Microdetector with memory, LSI, 75p. R. & E., Highlands, Needham, Suffolk.

## Service Sheets

**SERVICE SHEETS** for over 6,000 models of Televisions, Radios, Transistors, Stereo, Tape Recorders, Record Players, etc., at only 30p plus SAE with free Fault-Finding Guide. Over 50,000 sheets in stock for 10,000 models. SAE enquiries. Catalogue 20p plus SAE. Hamilton Radio, 47 Bohemia Road, St. Leonards, Sussex. Telephone Hastings 429066.

**SERVICE SHEETS.** Radio, TV etc., 8,000 models. Catalogue 20p. S.A.E. enquiries. Telray, 11 Maudland Bank, Preston.

# LARGE SUPPLIER OF SERVICE SHEETS

(T.V., RADIO, TAPE RECORDERS,  
RECORD PLAYERS, TRANSISTORS,  
STEREOGRAMS, RADIOGRAMS,  
CAR RADIOS)  
ALL AT 40p EACH

**"PLEASE ENCLOSE LARGE S.A.E.  
WITH ALL ENQUIRIES & ORDERS"**

Otherwise cannot be attended to  
(Uncrossed P.O.'s please, original  
returned if service sheets not available.)

**PLEASE NOTE**

We operate a "by return of post" service. Any  
claims for non-delivery should be made within  
7-days of posting your order.

## C. CARANNA

71 BEAUFORT PARK  
LONDON, N.W.11 6BX

We have the largest supplies of Service  
Sheets (strictly by return of post). Please  
state make and model number alternative.  
Free TV fault tracing chart or TV list on  
request with order.

Mail order or phone 01-458 4882

## Educational

# TELEVISION TRAINING

16 MONTHS' full-time practical and  
theoretical training course in Radio  
and TV Servicing (Mono and Colour)  
for beginners.

13 WEEKS' full-time Colour TV  
Servicing course. Includes 100 hours  
practical training. Mono revision if  
necessary. Good electronics back-  
ground essential.

Next session commences on Jan-  
uary 2nd.

Prospectus from: London Elec-  
tronics College, Department A12,  
20 Penywern Road, London  
SW5 9SU. Tel. 01-373 8721.

## C AND E EXAM

Make sure you succeed with an ICS home  
study course for C and E Electrical Installa-  
tion Work & Technicians, Radio/TV/Elec-  
tronics Technicians, Telecomms Technicians  
and Radio Amateurs.

## COLOUR TV SERVICING

Make the most of the current boom! Learn  
the techniques of servicing Colour and Mono  
TV sets through new home study courses,  
approved by leading manufacturers.

## TECHNICAL TRAINING

Home study courses in Electronics and  
Electrical Engineering, Maintenance, Radio,  
TV, Audio, Computer Engineering and Pro-  
gramming. Also self-build radio kits.

Get the qualifications you need to succeed.  
Free details from: International Correspondence  
Schools, Dept. 732B, Intertech House, London  
SW8 4UJ. Or phone 01-622 9911.

GO TO SEA as a Radio Officer. Write:  
Principal, Nautical College, Broad-  
water, Fleetwood FY7 8JZ.

## Situations Vacant

**MEN!  
£70p.w.  
can be yours**

Jobs galore? Tens of thousands of  
new computer personnel needed over  
the next few years alone. With  
our revolutionary, direct-from-  
America, course, you train as a  
Computer Operator in only 4 weeks!  
Pay prospects? £3500 + p.a.  
After training, our exclusive ap-  
pointments bureau—one of the  
world's leaders of its kind—intro-  
duces you FREE to world-wide  
opportunities. Write or 'phone  
TODAY, without obligation.

London  
Computer Operators  
Training Centre

T73, Oxford House

9-15, Oxford Street, W.1.  
Telephone: 01-734 2874

## Receivers and Components

### ALLARD ELECTRONICS

Branded Components—Full Specification

TRANSISTORS	SCR's	Price ea.	DIODES	Price ea.
AC125/6/7/8	CR81/05	0-30	1N914	0-05
AD140/149	CR81/10	0-50	1N4001/2/3/4/0-06	
AD161/162	CR81/20	0-80	1N4005/6/7/8/0-06	
AF114/5/6/7	CR81/40	0-45		
AF119	CR83/40	0-55		
BC107/109	CR87/400	0-98		
BC147/8/9	CR81/100	0-85		
BC182/3/4	CR816/200	0-88		
BC212/3/4	CR816/600	1-50		
BCY70/71/72/0-15	IC's			
BD131/132	TBA800	1-35		
BF194/5/6	free data			
BFY50/51/52/53				
BY127	ZN414			
MJE370	RADIO 1/C			
MJE371	£1 Free Circuit			
OC28	ZENERS			
OC35	BZ188	0-10		
OC83	0-20 All voltages			
TIL209	0-22 HZx61 series			
2N2218	0-19 1-3 watt	0-17		
2N2906	0-13			
2N2926 all	0-11			
2N3053	0-15			
2N3054	0-30			
2N3055	0-44			
2N3702/3/4	0-10	100v 0-24	0-39	0-54
2N3705/6	0-10	200v 0-27	0-44	0-58
2N3707/8/9	0-10	400v	—	0-49
2N3819	0-29	600v 0-29	—	0-74

299/301 BALLAROS LANE

LONDON N12 8NP

MAIL ORDER ONLY Telephone enquiries:  
01-445 5188 Cash with order. Add V.A.T.  
Orders under £2 plus 12p P. & P.

### NEW MODEL V.H.F. KIT MK2

Our latest kit. Improved design and performance  
plus extra amplifier stage, receives aircraft,  
amateur, mobile, radio 2, 3, 4, etc., this novel  
little set will give you endless hours of pleasure  
and can be built in one evening. Powered by 9 volt  
battery, complete with easy to follow instruction  
and built in jack socket for use with earphones or  
amplifier.

Only £4-00 + p&p 20p U.K. only.

Illustrated catalogue of selected kits and com-  
ponents, 20p inc. VAT. P&P free.

ALL PRICES PLUS 8% VAT

Galleon Trading Co,  
12, Burrs Way,  
Coringham,  
Stanford-Le-Hope,  
Essex. SS17 9DE



### CRATA F.M. TUNER

- |                        |       |
|------------------------|-------|
| Pack 1. Resistors      | 36p   |
| 2. Capacitors          | £1-70 |
| 3. Semi Conductors     | £5-85 |
| 4. Inductors & filters | £7-00 |
| 5. Chassis & hardware  | £5-00 |
| 6/7. A.M. Parts        | £3-65 |

### TEXAN 20 + 20W AMP.

- |                    |       |
|--------------------|-------|
| Pack 1. Resistors  | 80p   |
| 2/3. Capacitors    | £3-65 |
| 5. Switches        | £1-00 |
| 6. Potentiometers  | £1-45 |
| 7. Semi Conductors | £8-25 |
| 8. Transformer     | £6-95 |
| 9. Printed Circuit | £2-50 |
| 10. Chassis        | £3-00 |
| 11. Cables         | 40p   |

V.A.T. EXTRA

add 20p p/p etc. except transformer  
(35p)

S.A.E. for lists  
**TELERRADIO ELECTRONICS,**  
325-7 Fore Street, Edmonton,  
London N9 0PE 01-807-3719  
Closed Thursdays

## Precision Polycarbonate Capacitors

All High Stability—Extremely Low Leakage

440V AC ( $\pm 10\%$ )	50p	63V Range	$\pm 1\%$	$\pm 2\%$	$\pm 5\%$
0-1 $\mu$ F (1" x 1")	50p	0-47 $\mu$ F	50p	46p	36p
0-22 $\mu$ F (1" x 1")	50p	1-0 $\mu$ F	50p	46p	46p
0-25 $\mu$ F (1" x 1")	82p	2-2 $\mu$ F	80p	65p	55p
0-47 $\mu$ F (1" x 1")	71p	4-7 $\mu$ F	41-30	31-25	25-20
0-8 $\mu$ F (1" x 1")	75p	8-8 $\mu$ F	81-64	61-29	51-00
0-68 $\mu$ F (2" x 1")	80p	10-0 $\mu$ F	82-00	61-60	51-40
1-0 $\mu$ F (2" x 1")	81p	2-0 $\mu$ F (2" x 1")	81-22	62-75	52-15

TANTALUM BEAD CAPACITORS—Values available:  
0-1, 0-22, 0-47, 1-0, 2-2, 4-7, 6-8 $\mu$ F at 15V/25V or 35V;  
10-0 $\mu$ F at 15V/20V or 25V; 22-0 $\mu$ F at 6V/10V or 16V;  
33-0 $\mu$ F at 6V or 10V; 47-0 $\mu$ F at 5V or 6V; 100-0 $\mu$ F at 3V.  
ALL at 10p each, 10 for 95p, 50 for £4.

TRANSISTORS: BC183/183L 11p BFY50 80p  
BC107/8/9 8p BC184/184L 12p BFY51 20p  
BC114 12p BC212/212L 14p BFY52 20p  
BC147/8/9 10p BC547/558A 12p AP178 30p  
BC153/7/8 12p BF194 12p OC71 12p  
BC182/182L 11p BF197 12p 2N3055 50p

POPULAR DIODES—1N914 6p, 8 for 45p, 18 for 90p;  
1N916 8p, 6 for 45p, 14 for 90p; 1844 5p, 11 for 50p;  
24 for £1-00, 1N4148 5p, 6 for 27p, 12 for 48p; 1N4001  
5p; 002 6p; 003 6p; 004 7p; 005 7p; 006 8p; 007 8p.  
LOW PRICE ZENER DIODES—400mW, Tol.  $\pm 5\%$  at  
5mA. Values available: 3V, 3-6V, 4-7V, 5-1V, 5-6V, 6-2V,  
6-8V, 7-8V, 8-2V, 9-1V, 10V, 11V, 12V, 13V, 13-5V, 15V,  
16V, 18V, 20V, 22V, 24V, 27V, 30V. All at 7p each.  
6 for 35p, 14 for 84p. SPECIAL OFFER: 100 Zeners  
for £5-50.

RESISTORS—High stability, low noise carbon film 5%  
1W at 40°C. 1/4W at 70°C. E12 series only—from 2-2 $\Omega$  to  
2-2M $\Omega$ . ALL at 1p each, 8p for 10 of any one value, 70p  
for 100 of any one value. SPECIAL PACK: 10 of each  
value 2-2 $\Omega$  to 2-2M $\Omega$  (730 resistors) £5.

SILICON PLASTIC RECTIFIERS—1-5 amp, brand new  
wire ended DO27; 100 P.I.V. 7p (4 for 28p); 400 P.I.V. 8p  
(4 for 30p); 800 P.I.V. 11p (4 for 42p).

BRIDGE RECTIFIERS—21 amp; 200V 40p; 350V 45p;  
600V 55p.

SUBMINIATURE VERTICAL PRESETS—0-1W only:  
ALL at 5p each; 50 $\Omega$ , 100 $\Omega$ , 220 $\Omega$ , 470 $\Omega$ , 680 $\Omega$ ,  
2-5M $\Omega$ , 5M $\Omega$ , 1k $\Omega$ , 2-2k $\Omega$ , 4-7k $\Omega$ , 6-8k $\Omega$ , 10k $\Omega$ , 18k $\Omega$ ,  
22k $\Omega$ , 47k $\Omega$ , 100k $\Omega$ , 250k $\Omega$ , 500k $\Omega$ , 1M $\Omega$ .

PLEASE ADD 10p POST AND PACKING ON ALL  
ORDERS BELOW £5. ALL EXPORT ORDERS ADD  
COST OF SEA/AIRMAIL.

PLEASE ADD 8% V.A.T. TO ORDERS.  
Send S.A.E. for lists of additional ex-stock items.  
Wholesale price lists available to bona fide companies.  
**MARCO TRADING (Dept. W12),**  
The Old School, Edstaston, Nr. Wem, Shropshire.  
Tel: Whixall 464 (STD 094 872)  
(Proprietor: Minicost Trading Ltd.)

## INCOMPARABLE V.H.F. KIT

CV2—unique triple-purpose (Converter, Re-  
ceiver, Tuner—Feeder) kit for the amateur  
enthusiast. Fantastic transistorised perfor-  
mance, World Wide Sales. Complete kit of top  
grade parts covers 80-180 MHz with easy  
build diagrams only £5 direct from makers or  
S.A.E. for free literature.

**JOHNSONS (RADIO) Est. 1943**  
SHAW ST., WORCESTER WR1 3QQ.

## BETA DEVICES

FOR BETTER PRICES

TRANSISTORS		10's		DIODES & RECT.	
AC187/188		709C TO.99	0-80	IN914	0-04
FR	0-40	709C D.I.L.	0-80	IN4148	0-04
BC107		741C TO.20	0-80	BY127	0-14
BC108	0-09	741C D.I.L.	0-80	IN4001/2	0-08
BC109C	0-11	723C D.I.L.	0-80	IN4003/4/5	0-08
BC147/8/9	0-10	747C D.I.L.	0-80	IN4006/7	0-08
BOY70/71/72/13		748C D.I.L.	0-80		
BFY86/87/88	0-20			BRIDGES	
		5 Watt Audio I.C.		WO1 1A	
BFY90	0-18	FB 800	£1.50	100V	0-20
BFY81/82	0-12	Data free with		WO6 1A	
OC28	0-48	every order.		600V	0-80
OC38	0-38			ZENERS	
2N2646	0-80	D.I.L. SOCKETS		BZY88 3.3-	
2N3058	0-14	8-Pin	0-12	33V 5%	0-09
2N3056	0-38	14-Pin	0-12	1 Watt 6.8-	
2N3442	£1.40	16-Pin	0-14	200V 5%	0-18
2N3778	£2.20			L.E.D.	
TIP41A	0-74	All prices		200-Red	0-17
40586	£1.00	include V.A.T.		L.E.D. Clip	0-08

C.W.O. PLUS P.P. 10p TO BETA DEVICES.

263 THE RIDGEWAY, ENFIELD, MIDDXX.

250mA Cartridge Fuses 1 1/2", 90p per 100.  
 Unused Carbon Resistors. 100 different 45p your choice 70p per 100.  
 Unused W/W Resistors—100 assorted £1-10.  
 150 Assorted Capacitor Mixture 85p.  
 4lb. 8 to 2BA Nut & Bolt mixture Brass 32p Steel 28p.  
 20 Assorted Potentiometers Unused £1-15.  
 Ex Government Standard Jack Plugs 4 for 55p.  
 New 6 volt 36 watt SBC Bulbs 70p per doz.  
 Earphones Ex. Govt. 70p per pair.  
 Modulator Speech Amplifier Unit for Transmitters. New & Boxed 16 1/2" x 8 1/2" x 9 1/2". 8 valves. Meter. Carbon & Dynamic Mike Inputs. £4-50.  
 (All postage included in price.)

**SOUND SYSTEMS OF SUFFOLK**  
 676 Foxhall Rd., Ipswich, Suffolk IP3 8NQ

## TAPE HEADS

For valve and transistorized recorders from £2 ea.

Send stamp for lists.  
**R.D.I. Ltd.**  
 Chilton Works,  
 Garden Rd.,  
 Richmond,  
 Surrey,  
 TW9 4NS

**Super Constructor Pack.** Why not restock your workshop with our latest bargain pack containing: Two 6" ext shafts, Two couplers, Two 2" ext shafts with couplers attached, 50 assorted spacers, One foot each of 2-4 and 6BA brass studding, (3/8) 20 tag strips, Two TP type trimmer converters, 100 mixed self-tapping screws. Plus extra components free in every pack. All the above items are brand new components, Only £1-85p post paid.  
 Electro-Mech Products, 7 Chantry Avenue, Bideford, Devon. Tel. 6820.

**BRAND NEW COMPONENTS** by return. Electrolytics, 15V, 25V, 50V 0-47, 1, 2-2, 4-7, 10 Mfds.—4p, 22, 47—4 1/2p (50V—5p), 100—5 1/2p (50V—7p), 220—6p (50V—9p). Subminiature bead-type tantalums 0-1/35V, 0-22/35V, 0-47/35V, 1/35V, 2-2/35V, 4-7/35V, 10/16V, 22/16V, 47/6V, 100/3V—9p. Mylar Film 100V 0-001, 0-002, 0-005, 0-01, 0-02—2 1/2p, 0-04, 0-05—3p. Mullard Tubular Polyester 400V E6 series, 0-001-0-022—3p, 0-033-0-1—4p. Mullard miniature C333 ceramics E.12 series 2% 1-8pf-47pf.—2 1/2p, 56pf-330pf.—3p. Polystyrene 63V, E12 series 10pf-1,000pf.—2 1/2p, 1,200pf-10,000pf.—3 1/2p. Miniature Highstab Carbon Film Resistors 1/2W E12 series 5% 10-10MΩ (10% over 1 Megohm)—1p. Postage 8p. Prices VAT inclusive. The C.R. Supply Co., 127 Chesterfield Road, Sheffield S8.

**COMPONENTS GALORE.** Pack of 500 mixed components manufacturers surplus plus once used. Pack includes resistors, carbon and W.W., capacitors various, transistors, diodes, trimmers, potentiometers etc. Send £1+10p p&p. C.W.O. To: Caledonian Components, Strathore Road, Thornton, Fife.

**NEW COMPONENTS** Post Free, 8% VAT included. 2N3702, 2N3704, 12p. Guest UPM 050 1/2W Carbon Film resistors 1p each. Seven segment common anode LED displays, 0-3in DL707 £2-19, 0-6in DL747 £2-89. Siemens B32540 250V Polycarbonate 0-01, 0-015, 0-022, 0-033, 0-047, 4p; 0-068, 0-1W, 5p. Triac TAG 250 400V/8A, 75p. D32 diac 25p. 300W Light Dimmer, £2-75. Delivery from stock or your measure returned. **GREENBANK ELECTRONICS**, 94 New Chester Road, Wirral, Merseyside L62 5AG.

**MULLARD UNIVERSAL AUDIO PRE-AMPLIFIER** ready built and tested, £9-70. For complete data send SAE to Quantec, Mile Road, Widdington, Morpeth, Northumberland.

**GAS SENSOR TGS 105** with circuits £1-90 post free. Baron Electronics, 176 Brookhurst Ave., Bromborough, Wirral, Merseyside L63 0PF.

**LEDs.** Red, green, yellow. Sizes: 0-1in, 0-125in, 0-16in, 0-2in. Mixed bags all sizes and colours. 50—£5, 100—£9 including postage, VAT. CWO. Individual types and larger quantities by negotiation. Industrial Electronic Supplies (Stockport) Ltd., 181a Bramhall Lane, Davenport, Stockport, Cheshire.

## Ladders

**LADDERS 'Special Offer.'** Unvarnished triples. 9ft 7in closed—23ft 1in extd. £18-52 delivered. Home Sales Ladder Centre (WLS2) Haldane (North) Halesfield (1) Telford, Shropshire. Tel: 0952-586644 and pay at the door.

## Miscellaneous

### PSYCHEDELICATESSEN

Is the only way to describe the *paradise* of Freaky gear now available from Boffin. Look!

KITS	
No Licence Exam Transmitter/Receiver	£6-40
Variable-rate, Bright-Flash, Pocket Mini-Strobe	£2-40

READY-MADE MODULES	
Maxi-Volt Spark Generator (1/2 inch spark), 15,000 Volts!	£1-35
Experimental Mini Dream-Laboratory	£2-20
Sensitive non-anatomical electronic Stethoscope	£2-20
Electronic 'Voice-Thrower'	£2-20
Ghost-Hunting Aid	£2-20
People Detector	£2-20
Experimental Water-Fone	£4-40
Psychedelic Meditation Aid	£2-20
Bird-Watchers Remote Monitor	£2-20
Psychological Cross-Eyed Ears Device	£4-40
Super Sound-Catcher	£2-20

(All prices include VAT, packing & postage)

Send remittance to:

### BOFFIN PROJECTS

4 Cunliffe Road, Stoneleigh  
 Ewell, Surrey

(Mail order U.K. only)  
 Or for more details, send 20p for lists, plus free design project sheet

### GADGETS GALORE!!

Alarms — Test Gear — Musical Instruments  
 Timers — Audio — Disco — Sound Effects  
 ★ READY BUILT + TESTED ★

Sample prices: Signal Injector £1-95  
 Signal Tracer £2-95

Prices include U.K. Postage and Batteries  
 —Mail Order Only— S.A.E. list to.


### G.K. SERVICES.

83 Westdale Road, London SE18 3BQ

## MORE RANGES FOR LESS MONEY!

AC/DC Multimeter type U4324

A-DC 0-06-3A — 8 Ranges.  
 A-AC 0-3-3A — 5 Ranges.  
 V-DC 0-6-1200 V — 9 Ranges.  
 V-AC 3-900 V — 8 Ranges.  
 Freq.: In the range of 45 to 20kHz.  
 Resistance: 500 Ohm to 5 MΩhm—5 Ranges. Decline: —10 to +12dB.  
 Accuracy: ± 2.5% DC. ± 4% AC.  
 Dimensions: 167 x 98 x 63 mm.



Only £8.85



**SUPERTESTER 608R ICE**  
 10 Fields — 80 Ranges: Plus a lot of accessories for measurements of 500A-AC 100 A/DC—Temperature—50C to +200C—Magnetic fields up to 15 Kgauss—Phase indicator—EHT 25kV Electronic Volt Ohm meter Transistor Diode Tester etc.

Dimensions: 128 x 95 x 32 mm—300 grams—20kΩhm/V Accuracy £18.50  
 1% DC. Ask for free catalogue. Accessories Extra

### ALPHANUMERIC NIXIE TUBES 87971



The Alphanumeric NIXIE tube has the ability to display all the letters of the alphabet, numerals 0 thru 9 and special characters in a single tube. From the standpoint of both readability and electrical characteristics, the Alphanumeric NIXIE tube provides many unique benefits including: ★ All DC operation ★ Uniform, continuous line characters of equal height ★ Readability in high ambient light—200 foot-lamberts brightness ★ Long life with no loss of brightness ★ Character height 2 1/2 in.

Price only 99p each plus 16p P/P.

### SPECIAL OFFER

**The Sinclair Scientific.**  
 Logs, trig and arithmetic. All at the touch of a button.



At last there's a pocket calculator which gives you log and trig functions instantly.

**Full 12 function machine**  
 With the functions available on the Scientific keyboard, you can handle directly logs, anti-logs, sin and arcsin, cos and arccos, tan and arctan, automatic squaring, automatic doubling, xy (including square and other roots), plus, of course, addition, subtraction, multiplication, division and any calculations based on them. 7-digit scientific notation, 200-decade range, Reverse Polish logic and 25-hour battery life. Send for further information. £27-50

Add 8% VAT to all items + 35p P & P  
**ELECTRONIC BROKERS LTD.**  
 49-53 Pancras Road, London NW1 2QB  
 Tel: 01-837 7781

## Synthesiser "Sounds Supreme"

by Dewtron (VAT extra.)

Famous kits, e.g. waa-waa complete kit £3-50. Fuzz kit £3-00. P&P 25p under £10. Ring Modulator modules £9. "Mister Bassman" Bass Pedal Units and whole range of synthesiser modules, musical novelties, etc. Catalogue 15p from P.E.W. Ltd., 254 Ringwood Road, Ferndown, Dorset.

**CRYSTAL EARPIECES:** Bargain 30p delivered. Partridge Electronics Ltd., Broadstairs, Kent.

**TREASURE TRACER MK III Metal Locator**



- Varicap tuning
- Britain's best selling metal locator kit
- Weighs only 22oz.
- Speaker and earphone operation
- Knocks down to only 17in.
- Prebuilt search coil assembly
- Ministry approved design
- As seen on BBC1 and BBC2 TV
- You only need soldering iron, screwdriver, pliers and snips
- Five transistor circuit

Send s.a.e. for leaflet

Complete Kit **£9.80** Built, tested and guaranteed **£13.75**  
 P & P 45p + 78p VAT P & P 45p + £1.10 VAT

**MINIKITS ELECTRONICS, 35a LANGLEY DRIVE, (Mail Order Only) LONDON E11 2LN**

**Hi-Fi Console**

JUST SEND YOUR ADDRESS TO

Widens your STEREO S.P.A. from only **£8.95**

takes AUDIO UNITS Range of £8.95  
 BOOKS & RECORDS Units

FREE COLOUR PRINTING

Elegant WHITE/TEAK MELAMINE

70 pounds of SOLID VALUE

WHITE Illustr. £29.50, carr. 1.90

**LEISURE TIME** Dept. V, CROZIER RD PLYMOUTH

**SUPER SPACER PACKS** containing 150 assorted spacers 1/4-3/8 at 1/2 long, 4 at 6BA clearance types plus 150 mixed 4 at 6BA screws, nuts, and washers to fit. 600 brand new top quality components for only £2.50 plus 20p postage. Lists 7p. Electro-Mech Products, 7 Chantry Avenue, Bideford, Devon.

**AERIAL WIRE.** High quality PVC covered multi-strand copper, 50ft 60p (10p), 75ft 86p (13p), 100ft £1.19 (15p), 150ft £1.77 (24p), 200ft £2.36 (26p), 250ft £2.95 (28p), 300ft £3.54 (31p). Egg insulators 12p pair (6p). P&P in brackets. S.A.E. all enquiries. A.I. Radio Components, 14 The Borough, Canterbury, Kent CT1 2DR.

**LOW COST I.C. MOUNTING.** Lengths of 100 I.C. pin sockets, 60p (p & p 5p). Quantity rates, SAE details & sample. L.E.D. (MLED500), 20p each. (post paid). P.K.G. Electronics, "Oak Lodge", Tansley, Derbyshire.

**JOYMATCH A/B:** Better than Big Set performance from your transistor radio! "Non-existent" stations come in like local. Big saving in battery costs. Quality greatly improved. High rise flat problem solved. Refund if not delighted £5-71. Partridge Electronics Ltd., Broadstairs, Kent.

**AUDIOSCAN,** the "do-it-yourself" speaker mail-order specialists. High fidelity speaker kits, chassis units, sound absorbent, grille fabric and much more. Send 7p in stamps for bargain list to: Audioscan, Dept. PW-7 4 Princes Square, Harrogate, Yorks.

**LOWEST COST IC SOCKETS.** Use Soldercon IC socket pins for 8 to 40 pin DILs. Make 8 pin sockets for 4p, 14 pin for 7p (at 300 pin price). In strips of 100 pins: 100+ pins 70p, 300+ 50p, 1,000+ 40p. Instructions supplied. 10p p&p for orders under £2. Add 8% VAT. SINTEL, 53n Aston Street, Oxford.

**FLUORESCENT LIGHT KIT**

12 v 8 w

You can build this reverse polarity proof light for use in homes, garages, caravans, for camping, or emergency lighting. Everything is supplied, the tube, white enamelled metalwork, first quality components, P.C.B., instructions, etc.

Price only **£3-19** Inc V.A.T post & packing  
 Ready built **£3-78**  
 Diffuser only 59p extra

**ALUMINIUM BOXES**

Prices include lid, screws, and V.A.T Post and packing 10p extra on all orders

7	5 1/2"	4 1/2"	2 1/2"	1 1/2"	high	10p
8	5 1/2"	4 1/2"	2 1/2"	1 1/2"	high	10p
9	5 1/2"	4 1/2"	2 1/2"	1 1/2"	high	10p
10	5 1/2"	4 1/2"	2 1/2"	1 1/2"	high	10p
11	5 1/2"	4 1/2"	2 1/2"	1 1/2"	high	10p
12	5 1/2"	4 1/2"	2 1/2"	1 1/2"	high	10p
13	5 1/2"	4 1/2"	2 1/2"	1 1/2"	high	10p
14	5 1/2"	4 1/2"	2 1/2"	1 1/2"	high	10p
15	5 1/2"	4 1/2"	2 1/2"	1 1/2"	high	10p
16	5 1/2"	4 1/2"	2 1/2"	1 1/2"	high	10p
18	10"	7"	3"	1 1/2"	high	10p

Order now to —

**ELECTRONICS DESIGN ASSOCIATES DEPT. PW 82 Bath St, Walsall, WS1 3DE. Phone 33652**

**AIRCRAFT TYPE** servo position indicator and transmitter. Can be used for aerial direction indication. £1 (40p) per set. S.A.E. for details and list of ex-equipment components. Eldun Electronics, 16 Raven Road, Timperley, Cheshire.

**PRINTED CIRCUIT MANUFACTURERS** offer P.W. Project P.C.B.'s, 70p each. Also, Production, Design, Artwork, Photography, Electroplating, Screen-printing, Tinning, Undertaken. Estimates by return or phone W.K.F. Electronics, Welbeck St., Whitwell, Worksop, Notts. Tel. 695.

**SUPERB INSTRUMENT CASES** by Bazelli, manufactured from heavy duty PVC faced steel, choice of 212 types, send for free list. Bazelli Instrument Cases, Dept 25, St. Wilfrids, Lane, Halton LA2 6LT, Nr. Lancaster.

**HARDWARE SUPPLIES.** Sheet aluminium individual sizes or standard packs, drilled to spec. Screws, nuts, washers etc. Fascia panels in aluminium individual requirements. Printed circuit boards, one-off or small runs. Printed circuit drafting tapes etc. 7p for list. Ramar Constructor Services, 29 Shelbourne Road, Stratford on Avon. Warwks. CV37 9JP.

**MULLARD 10W RMS AUDIO AMPLIFIER MODULES.** Brand new, for 24 volt 4 ohm operation. Tremendous offer, absolutely no extra components or hardware required. Supplied with circuit and full data for simple operation. £2.65 INCLUSIVE. LTE, 46 Minehead Road, South Harrow, Middx. Mail order only.

**ENERGY CRISIS?** The distant Radio Station powers your World's first DX-CRYSTAL SET; general coverage, with Aerial and Earpiece £3.56. Costs nothing to run. Partridge Electronics Ltd., Broadstairs, Kent.

**P.W. TENNIS.** 12.NE555. 16.7400 24.IN914. 2.BC108. £11 inclusive. Island Devices, P.O. Box 11, Margate, Kent CT9 1QX.

**ANTIQUE WIRELESS ENTHUSIASTS.** For all your requirements in radio, pre-1945, contact Tudor Rees's Antique Wireless Service. Retail shop now open at 64 Broad Street, Staple Hill, Bristol. Tel: 0272 565472.

**AERIAL BOOSTERS £3.30**

We make three types of Aerial Boosters: B45-UHF 625, B12-VHF 405, B11-VHF, RADIO

**VALVE BARGAINS**

Any 5—50p, 10—75p, 50—£3.30 —  
 ECC82, ECL80, EB91, EBF89, EF80, EF85, EF183, EF184, EY86, PCC84, PCC89, PCC189, PC97, PCF80, PCF86, PCF805, PCF808, PCL82, PCL83, PCL84, PCL85, PFC200, PL36, PL81, PL504, PY33, PY82, PY800, PY801, 30L15, EH90, PC88, PC86.

**TV COLOUR VALVES**

PL508, PL509, PY5001A, 25p EACH.

Press Button U.H.F. Tuners—£2.50.  
 Rotary U.H.F. Tuners—£2.00.

**PLUGS—SOCKETS**

Price per item, in brackets for ten  
**CO-AX PLUGS** 6p (50p) Socket surface 7p (60p), Connectors 4p (35p).

**D.I.N. PLUGS**

2 pin, 3 pin and 5 pin 20p (£1.65).

**JACK PLUGS.** Standard 18p (£1.50), 3.5 mm 10p (80p), 2.5 mm 10p (80p).

All prices include V.A.T. P. & p 10p per order. Money back refund. S.A.E. for leaflet

**ELECTRONIC MAILORDER (BURY) LTD.**  
 62 Bridge St., Ramsbottom, Bury, Lancs. Tel. Rams 3036.

BUILD THE STEREO FM TUNER

**P.W. SANDOWN LOOK**

- PCB & Cmpnts Inc. TR & BOX — £ 26.32
- Push Button Unit. 6 Position — £ 2.97
- METERS. Tuning & Level — each £ 1.50
- Subminiature Switches — set of 4 £ 2.62
- Cabinets & Front Panels — — to order
- VAT INCLUSIVE PRICES P & P 25p

S.A.E. for further details

**FW ELECTRONICS, 40 TUDENHAM RD, IPSWICH, SUFFOLK IP4 2SL. Mail Order only**

**MINI ACCUMULATORS**

2 volt MULTI-USE Sealed Lead Acid Rechargeable Cells.

Size L450—1.4" x 1.1" x .44". 3 for £1.50 Inc. P. & P.

Size GA2—1.7" x 1.3" x .5". 3 for £1.95 Inc. P. & P.

**GARFIELDS, 269 Rye Lane, London, S.E.15**





# TRAMPUS ELECTRONICS LTD

58-60 GROVE ROAD,  
WINDSOR, BERKS.

FAST SERVICE.

SEND C.W.O. ADD VAT TO ALL PRICES IN U.K. PAP 15P. EUROPE 25P.OVERSEAS 65P.

MONEY BACK IF NOT SATISFIED.  
LARGE STOCKS. LOW PRICES.  
ALL BRAND NEW TOP GRADE FULL  
SPEC DEVICES. CALLERS WELCOME.

CATALOGUE/LIST FREE SEND S.A.E.

## Digital Displays



MINITRON 3015F  
0-9DP £1.15 ea  
LED 0.3" digit  
0-9DP £1.49 ea  
JUMBO LED 0.6"  
0-9DP £2.25 ea  
LIQUID CRYSTAL  
6 digit £18

## LEDS 14P.

MINI PIN SOURCE OR RED DIFFUSE  
LEDS. 209 STYLE. NO CLIP. 14P ea  
TIL209 RED LED & CLIP 17P ea  
BIG 1" RED LED & CLIP 18P ea  
ORANGE & GREEN LEDS:  
MINI 25P ea. BIG & CLIP 33P ea  
INFRA RED LED £1.2N5777 33P.  
PS12 PHOTO IC/amp/switch £1.

## DIGITAL CLOCK

MOS INTEGRATED CIRCUITS.  
AYS1224 4 DIGIT CLOCK supplied  
with 14pin socket & data £4.25  
NMS311/14 6 DIGIT CLOCK with  
28 pin socket & data £7.50  
3DIGIT DVM AY53500 £7.50  
4DIGIT COUNTER/DRIVER £7.50

## CASSETTE mechanics £12-50

STEREO CASSETTE MECHANISM.  
As used in imported types  
costing £100. Only requires  
a case & electronics. Heads  
supplied. Send for data 15P.

702 OPA	69p	MFC4000 1W AF	35p
703 RF/IF	28p	MFC4060	54p
709 T099	21p	MFC6030	52p
709 DIL 14	29p	MFC6040	90p
710 DIL 14	36p	MFC8010	£1.10
720 Radio	£1.39	MFC8040	£1
723 Regulator	67p	NE531 35V/us	£2
741 T099	29p	NE536 PET OPA12	
741 D118	31p	NE540 Driver	£1
741 D114	31p	NE546 Am Rxl.50	
747 Dual	741 89p	NE550 2v ref	79p
748 DIL 8	36p	NE555 TIMER	67p
1505 IC A/D		NE556 Dual	£1.30
Converter £7		NE560 PLL	£3.15
7805 IA5V	£1.59	NE561 PLL	£3.15
7808 IA8V	£1.69	NE562 PLL	£3.19
7812 IA12V	£1.69	NE565 PLL	£2.69
7815 IA15V	£1.69	NE566 Gen	£2.49
76009 1W AF	75p	NE567 code	£2.69
76013 6W AF	£1.39	SN7209 709	29p
8038 Sig Gen	£3	SN72741 741	31p
CA3046	69p	SN72748 748	36p
LM301 OPA	49p	SN76131	£1.20
LM307 OPA	49p	SN76660 FMIF	£1
LM308 HiDoPa	95p	SN76611 IF	£1.25
LM309K Reg.	£2.29	TAD 100 & IF	£2
LM371 RF/IF	£2	ZN400E	£3
LM372N AF/IF	£2	ZN402T	£1.75
LM373	£3	ZN403 Servo	£2.50
LM377 2x2W	£2.69	ZN414 Am Rxl.09	
LM380 2W AF	99p		
LM381 2xpr.	£2		
LM382 amp	£2		
LM3900 4XOPA	69p		

## 7400 TTL

7400 etc gates 16p  
7413 schmitt 31p  
7447 driver £1.09  
7470/72 32p  
7473/74/76 39p  
7475 48p  
7490 Counter 65p  
7492 Counter 69p  
74121 mono 45p  
74141 driver 83p  
Full range in Cat.

## SPECIAL OFFERS

741 29p MFC4000 35p  
555 67p ZN414 1.09p  
BC107, BC108, BC109 9p ea  
2N3055 39p Three for £1  
115W/T03 or 90W plastic  
2N3819E 16p 2N3053 17p  
BFY50/51/52/53 all 18p  
1A50Vrect 4p ea IN914 4p

## Price each:-

AC127/128 16p	TIP2955 90p
AC187/188 19p	TIP3055 55p
AD161/162 35p	TIS43 UJT 25p
BC107/8/9 9p	1N4001 4p
BC132/4/7 18p	1N4004 6p
BC147/8/9 10p	1N4148/914 4p
BC157/8/9 12p	2N697 13p
BC167/8/9 12p	2N706/8 10p
BC177/8/9 18p	2N2646 49p
BC182/3/4 11p	2N2904/5 20p
BC212/3/4 12p	2N2926royg 9p
*A or L	2N3053 17p
BCY70/1/2 15p	2N3055 39p
BU131/2 39p	2N614 49p
BFY50/1/2 18p	2N3702/3 9p
BFY53 17p	2N3704/5 10p
BSX20 12p	2N3706/7 8p
MJE2955 95p	2N3708/9 8p
MJE3055 62p	2N3710/11 9p
MPU131put 49p	2N3563/64 16p
OA91 8p	2N3566/67 16p
TIP29A 48p	2N3638 16p
TIP30A 57p	2N3641/2 16p
TIP31A 61p	2N3819E 16p
TIP32A 73p	2N3832E 17p
TIP41A 78p	2N3904/6 14p
TIP42A 89p	2N4249 16p

BZY88 400mw  
ZENERS 9p  
BRIDGE RECT  
1A 50V 20p  
GAS SENSOR 12  
GAS "KIT" £5  
TAG 1/400 55P  
CI071 SCR  
4A/400V 55p  
SC146D TRIAC  
10A 400V 75p

## vero

VERO PINSx36 25p  
COPPER CLAD VEROBOARD 0.1"  
21x5" 27p, 21x31" 24p, 31x31" 27p.  
31x5" 29p, 31x17" £1.50  
DIL IC'S BOARDS 6x4 1/2" £1.50  
24 way edge connector 60p  
36way 90p PLAIN 31"x17" £1  
FACE CUTTER 43p. FEC ETCHANT

## DAZopen69p

PRINTED CIRCUIT BOARD KIT £1.69  
COPPER BOARD 6x4 1/2" 40p.  
DESOLDER BRAID reel 59p  
HEATSINKS  
5F/T05 & 18F/T018 5p ea.  
TV4 12p. TV3/T03 16p. 4Y1/T03 29p.

## CAPACITORS

22pf to 0.1uf 3p ea. ELECTROLYTIC  
25V 2/10/50/100uf 6p. 100uf 20p  
PRESETS VERT: 5p. RESISTORS 51 13p

## POTS ABorEGIN

ROTARY: 12p. SWITCH 13p. DUAL 38p.  
SLIDERS: SINGLE 26p. DOUBLE 48p.  
SWITCHES: SPST 18p. DPDT 25p.  
MINI 1": SPST 39p. PUSH 39p.  
BENCH POWER SUPPLY 3-12V 15.  
DIN PLUGS all 13p ea. Sockets 9p  
TRANSFORMERS 1A 6/12V £1.34  
BHA 0002 MODULE 15WATT AMP 55  
EA1000 1W AF MODULE £2.49  
8W/12V FLUORESCENT LIGHT 53.

## OIL sockets

PROFESSIONAL  
GOLD PLATED  
& GREY NYLON.  
8, 14 or 16 PIN  
ONLY 15p each.

## INDEX TO ADVERTISERS

Adcola	678
Allard Electronics	772
Ambit International	720, 766
A.S.P. Ltd.	769
Barrie Electronics	687
Bentley Acoustics	688
Beta Devices	773
B.H. Component Factors Ltd.	682
Bi-Pak Semiconductors	694-695
Bi-Pre-Pak Ltd.	765
Boffin Projects	773
British Institute of Engineering Techno- logy	720, 768, cover iii
British National Radio & Electronics	699, 754, 760
Bull, J. (Electrical) Ltd.	762
Caranna, C.	772
Castle Acoustics Ltd.	766
Chiltmead Ltd.	700
Chromasonic Electronics	693
C.J.L. Ltd.	678
Codar	712
Colomar (Electronics) Ltd.	776
Crescent Radio Ltd.	755
Crofton Electronics	768
C.T. Electronics	761
Custom Cabinets	697
Dabar Electronic Products	698, 712
D.E.W. Ltd.	773
Doram Electronics Ltd.	711
Eagle International	723
Electra-Mech	773
Electronics Brokers	773
Electronic Design Assoc.	754, 774
Electronic Mail Order Ltd.	774
Electrospares	698
Electro-Tech	700
Electrovalue Ltd.	763
Elvins	766
E.T.E.H.	687

Felstead Electronics	769
Flairline Supplies	682
Foulsham-Tab Ltd.	678
F.W. Electronics	774
Galleon Trading	772
Garfields	774
G.K. Electronics	773
Global Audio	724
Greenwell Electronics	698
H.A.C. (Shortwave) Products	768
Harverson Surplus Co. Ltd.	757
Heath (Gloucester) Ltd.	715
Henry's Radio Ltd.	743, cover iv
Hills Components Ltd.	768
I.C.S.	772
I.L.P. (Electronics) Ltd.	751
Imperial Trading	771
Integrex Ltd.	692
Johnsons (Radio)	772
Kensington Supplies	771
Keytronic	756
Laskys	679, 680, 681
Leisure Time	774
Lewis Radio	712
Linear Products Ltd.	692
London Computer Operators Training Centre	772
London Electronic College	772
Maplin Electronic Supplies	701
Marco Trading	772
Marshall, A.	764
Milward, G. F.	724
Minikits Electronics	774
Multicore Solders	720
Newmart Electronics	683

Partridge Electronic Ltd.	760
Pembridge College of Electronics	764
Purnell Book Services	690-691
Radio Book Services	771
Radio Components Specialists	752-753
Radio Exchange Ltd.	cover ii
R.C.S. Products Ltd.	756
R.D.I.	773
RSC (Hi-Fi) Centre Ltd.	758-759
RST Valve Mail Order Co.	696
R & TV Components Ltd.	684, 685, 686
Riversdale Electronics	750
Saxon Entertainments Ltd.	719
Selray Book Co.	697
Shoptunities Ltd.	688
Simtech	771
Sinclair (Cambridge) Ltd.	730-731
Sound Systems of Suffolk	773
Studio Electronics	682
Surpletronics	756
Swanley Electronics	756
Technomatic Ltd.	764
Teleradio	772
Thacker, A. H.	700
Trampus Electronics Ltd.	775
Trannies Ltd.	716
Tweedy, Ltd. (J. A.)	771
Ver0 Electronics Ltd.	768
Viking Brews Ltd.	689
Watford Electronics	770
Wilmslow Audio	689
Xeroza Radio	770
Yates Electronics	767
Z & I Aero Services	776

Head Office and Warehouse  
44A WESTBOURNE GROVE  
LONDON W2 5SF  
Tel: 727 5641/2/3

# Z & I AERO SERVICES LTD.

Please send all correspondence and Mail-Orders to Head Office  
When sending cash with order, please include 0.15 in £ for postage and handling  
MINIMUM CHARGE 15p. No C.O.D. orders accepted

Retail Shop  
85 TOTTENHAM COURT ROAD  
LONDON W1  
Tel: 580 8403  
Open all day Saturday

## AC/DC MULTIMETER TYPE U432A



33 ranges up to  
3 Amps AC/DC;  
1200V DC, 900V  
AC, 500kΩ, +12  
db.

Sensitivity:  
20kΩ/V DC;  
4kΩ/V AC

Accuracy:  
±2.5% DC;  
±4% AC

Movement is protected by silicon diodes.

Dimensions 167x98x63 mm. Weight: 1.5lb.

PRICE: complete with test leads, instruction manual and fibre-board storage case £9.25. Packing & carr. £0.50.

## MULTIMETER TYPE U4323

Sensitivity: 20,000Ω/V.




7 D.C. Voltage ranges 0.5-1000V  
6 A.C. Voltage ranges 2.5-1000V  
5 D.C. Current ranges 0.05-500mA  
4 Resistance ranges 1kΩ-1MΩ

Built-in oscillator providing AF output of 1kHz and I.F. output of 465kHz with an amplitude of 1 volt minimum.

Dimensions: 140x87x40 mm. Weight 0.5kg

PRICE complete with leads and plastic storage case £7.70. Packing & postage £0.50

## AC/DC MULTIMETER TYPE U4313



39 ranges:  
600μA to 1.5A  
AC  
60μA to 1.5A DC  
75mV to 600V  
DC

1.5V to 600V AC  
1MΩ, 0.5μF, 12db  
Accuracy: 1.5%  
DC; 2.5% AC

Sensitivity: 20k  
Ω/V DC; 2kΩ/V  
AC

Mirror scale 86mm long.

Dimensions: 115x215x90 mm, Weight 3.3lb.

PRICE, complete with test leads, service manual and steel carrying case £12.50. Packing & carriage £0.50.

ALL THE ABOVE INSTRUMENTS FEATURE TAUT SUSPENSION MOVEMENTS  
PRICES ARE EXCLUSIVE OF V.A.T.

## Fully guaranteed Individually packed VALVES

A1065 £1.25	ECL80 55p	GZ34 70c	6Y80 40p
AR8 55p	ECL82 35p	GZ37 £1.00	6Y81 40p
ATP4 50p	ECL86 45p	KT66 £2.50	6Y82 40p
B12H £3.00	ECL88 45p	KT68 £2.00	6Y83 40p
CT31 50p	EF26 65p	MH4 75p	6Y88 45p
DAF94 50p	EF37A	ML4 65p	6Y80 40p
DP96 50p	EF40 75p	O82 45p	6Y800 £1.00
DK96 70p	EF41 65p	PAB20 40p	6Y803-10
DL92 40p	EF80 30p	PC37 50p	6Y801 40p
DL96 60p	EF80 30p	PC37 50p	6Y802 40p
DY86/87	EF83 £1.25	PC300 40p	6Y803-40A
	EF85 35p	PC384 40p	6Y805 £3.00
DY802 40p	EF96 35p	PCF85 40p	6Y803-12
E89CC/01	EF99 30p	PCF88 60p	6Y801 £1.10
	EP91 45p	PCF89 50p	R19 60p
E180CC 70p	EP92 50p	PCF189 60p	6Y803-100
E182CC	EP96 45p	PCF80 40p	6Y804 40p
	EP98 45p	PCF82 40p	6Y805 40p
EA50 £1.25	EF184 25p	PCF84 60p	6Y806 40p
EAB30 40p	EFL200 75p	PCF86 60p	6Y807 40p
EAF42 75p	EL33 £2.50	PCF200 75p	6Y808 40p
EB91 25p	EL34 70p	PCF201 75p	6Y809 40p
EBC33 £1.00	EL36 60p	PCF801 55p	6Y810 40p
EBC41 75p	EL37 £1.50	PCF802 80p	U27 65p
EF80 40p	EL41 80p	PCF803 80p	U191 75p
EF83 50p	EL41 80p	PCF805 75p	U801 75p
EF89 35p	EL82 55p	PCF808 90p	UAB30
EC52 35p	EL84 30p	PCH200 80p	
EC831 40p	EL45 60p	PCF81 55p	
EC832 35p	EL86 45p	PCL82 40p	
EC833 35p	EL90 45p	PCL83 45p	
EC834 35p	EL504 80p	PCL84 45p	
EC85 40p	EM31 60p	PCL86 50p	
EC86 90p	EM80 55p	PCL805 60p	
EC838 50p	EM94 40p	PFL200 70p	
EC839 70p	EM97 £1.00	PL36 60p	
ECF80 40p	EY51 45p	PL81 55p	
ECF82 40p	EY81 45p	PL82 45p	
ECF801 75p	EY86 40p	PL83 45p	
ECF83 50p	EY88 60p	PL84 45p	
ECF84 45p	EZ41 75p	PL608 £1.00	
	EZ80 30p	PL509 £1.25	
	EZ81 30p	PL802 85p	
	EZ82 30p	PL803 85p	
	EZ83 45p	PL804 85p	
	EZ84 45p	PL805 85p	
	EZ85 45p	PL806 85p	
	EZ86 45p	PL807 85p	
	EZ87 45p	PL808 85p	
	EZ88 45p	PL809 85p	
	EZ89 45p	PL810 85p	
	EZ90 45p	PL811 85p	
	EZ91 45p	PL812 85p	
	EZ92 45p	PL813 85p	
	EZ93 45p	PL814 85p	
	EZ94 45p	PL815 85p	
	EZ95 45p	PL816 85p	
	EZ96 45p	PL817 85p	
	EZ97 45p	PL818 85p	
	EZ98 45p	PL819 85p	
	EZ99 45p	PL820 85p	

## TRANSISTORS, DIODES etc.

AC 113	AF 139	B8Y 27	OA 202	OC 200	2N 2053
AC 126	AF 178	B8Y 38	OA2 200	OC 206	2N 2054
AC 127	AF 186	B8Y 35A	OC 22	EX 754	2N 2055
AC 128	AFZ 12	BTZ 14	OC 25	ZR 11	2N 2056
AC 176	AST 26	CR8 1/10	OC 26	ZR 21	2N 2057
AC 178	AST 27	CR8 1/20	OC 29	LN 23A	2N 2058
AC 19	AST 28	CR8 1/30	OC 29	LN 25	2N 2059
AC 20	BC 108	CR8 1/40	OC 35	LN 32A	2N 2060
AC 28	BC 118	CR8 3/18	OC 36	LN 38A	2N 2061
AC 39	BC 119	CR8 3/20	OC 42	LN 43	2N 2062
AC 40	BC 137	CR8 3/30	OC 44	LN 70	2N 2063
AD 149	BC 137	CR8 3/40	OC 45	LN 277	2N 2064
AD 161	BC 148A	CR8 25/25	OC 70	LN 418C	2N 2065
AD 162	BC 172	GET 115	OC 73	LN 418B	2N 2066
ADZ 11	BC 172A	GET 116	OC 78	LN 456A	2N 2067
ADZ 12	BC 212A	GEK 66	OC 78D	2N 708	2N 2068
AF 114	BCY 31	NKT 222	OC 81	2N 918	2N 2069
AF 115	BCY 33	OA 5	OC 82	2N 1204	2N 2070
AF 116	BCY 72	OA 47	OC 82D	2N 1205	2N 2071
AF 117	BF 115	OA 70	OC 82MD	2N 1207	2N 2072
AF 118	BF 167	OA 71	OC 83	2N 1209	2N 2073
AF 124	BF 185	OA 72	OC 120	2N 2082	2N 2074
AF 125	BFT 51	OA 79	OC 140	2N 2147	2N 2075
AF 156	BFT 52	OA 91	OC 170	2N 2411	2N 2076
AF 127	BFT 90	OA 200	OC 172	2N 2989	

**V.A.T.**  
Please add 8%  
to all orders

UF85 45p	1R5 40p	5Y3GT 55p	6AQ5 55p	6B04G 90p	6BH6 35p
UF99 50p	1R4 20p	5Z2 90p	6AQ5W 70p	6B2 85p	6J4WA 50p
UL1 70p	1T4 30p	5Z4 80p	6A6 80p	6B7A 60p	6J5 £1.25
UL84 40p	1X2A 60p	5Z4G 55p	6AT6 45p	6BR7 £1.20	6J5 65p
UY41 45p	1X28 75p	5Z4 40p	6AV6 40p	6BW6 £1.00	6J5GT 60p
UY85 40p	2D21 60p	5Z4 35p	6A7C 60p	6BW7 £1.00	6J6 30p
VR105/30 45p	2K25 £9.00	5Z4 40p	6A7E 45p	6C4 40p	6J7 80p
		5Z4 40p	6A7E 45p	6C5 80p	6J7G 40p
		5Z4 40p	6A7E 45p	6CB6 50p	6KGT 80p
		5Z4 40p	6A7E 45p	6CH6 £1.45	6K7 55p
		5Z4 40p	6A7E 45p	6CL6 75p	6K7G 30p
		5Z4 40p	6A7E 45p	6D6 55p	6K8GT 50p
		5Z4 40p	6A7E 45p	6E8A 85p	6K25 £1.00
		5Z4 40p	6A7E 45p	6F7 £1.10	6L6 £1.25
		5Z4 40p	6A7E 45p	6F8G 75p	6L6G 40p
		5Z4 40p	6A7E 45p	6F23 90p	6L7G 40p
		5Z4 40p	6A7E 45p	6F32 75p	6M7 50p
		5Z4 40p	6A7E 45p	6F33 £2.50	6M7GT 40p

MINIMUM POSTAL ORDER IS PERSONAL CALLERS WELCOME.  
MANY OTHERS IN STOCK include Cathode Ray Tubes and Special Valves. U.K.  
Postage Up to £2.12p. £2-£3 22p. Over £3 post free. C.O.D. 25p extra.

29/4FT. AERIALS each consisting of ten 3ft. 1/4in. dia. tubular screw-in sections. 11ft. (6-section) whip aerial with adaptor to fit the 7in. rod, insulated base, stay plate and stay assemblies, pegs, reamer, hammer, etc. Absolutely brand new and complete ready to erect, in canvas bag. £7.50 new £4.90 slightly used. Carriage £1.50.

## ALL valves guaranteed

68C7GT 40p	20P4 £1.10	6060 70p
68G7 50p	25L6GT 70p	6064 60p
68Y7 55p	20C15 £1.00	6065 £1.00
68J7GT 50p	30C17 £1.00	6067 70p
68K7 55p	20C18 90p	6080 £2.50
68L7GT 50p	20P5 £1.00	6146 £2.25
68N7GT 50p	20P11 £1.00	6146B £2.25
68Q7 55p	20P12 £1.00	9020 £5.00
6V6G 18p	30P14 90p	9002 £5.00
6V6GT 50p	30P15 95p	9003 75p
6X4 40p	30L15 95p	9004 35p
6X5G 40p	20L17 95p	9006 35p
6X5GT 50p	20P12 £1.00	
6Y6G 90p	20P19 £1.00	
6Z4 65p	20P11 95p	
6-30L2 90p	28 303	
6-30L2 90p	404	
6-30L2 90p	2082	
6-30L2 90p	40250	
6-30L2 90p	40251	
6-30L2 90p	0665	
6-30L2 90p	28 303	
6-30L2 90p	2N 1204	
6-30L2 90p	2N 1205	
6-30L2 90p	2N 1207	
6-30L2 90p	2N 1209	
6-30L2 90p	2N 2082	
6-30L2 90p	2N 2147	
6-30L2 90p	2N 2411	
6-30L2 90p	2N 2989	
6-30L2 90p	6BH6 35p	
6-30L2 90p	6J4WA 50p	
6-30L2 90p	6J5 £1.25	
6-30L2 90p	6J5 65p	
6-30L2 90p	6J5GT 60p	
6-30L2 90p	6J6 30p	
6-30L2 90p	6J7 80p	
6-30L2 90p	6J7G 40p	
6-30L2 90p	6KGT 80p	
6-30L2 90p	6K7 55p	
6-30L2 90p	6K7G 30p	
6-30L2 90p	6K8GT 50p	
6-30L2 90p	6K25 £1.00	
6-30L2 90p	6L6 £1.25	
6-30L2 90p	6L6G 40p	
6-30L2 90p	6L7G 40p	
6-30L2 90p	6M7 50p	
6-30L2 90p	6M7GT 40p	
6-30L2 90p	6D6 55p	
6-30L2 90p	6E8A 85p	
6-30L2 90p	6F7 £1.10	
6-30L2 90p	6F8G 75p	
6-30L2 90p	6F23 90p	
6-30L2 90p	6F32 75p	
6-30L2 90p	6F33 £2.50	
6-30L2 90p	68A7GT 40p	
6-30L2 90p	129G7 55p	
6-30L2 90p	129J7 55p	
6-30L2 90p	12Y4 40p	
6-30L2 90p	148T £1.00	
6-30L2 90p	19A95 65p	
6-30L2 90p	19G3 £3.00	
6-30L2 90p	19G6 £6.00	
6-30L2 90p	19H5 £14.00	
6-30L2 90p	20P5 60p	
6-30L2 90p	20P7 75p	
6-30L2 90p	20P14 £1.10	
6-30L2 90p	25L6GT 75p	
6-30L2 90p	35W4 50p	
6-30L2 90p	35Z4GT 70p	
6-30L2 90p	50C3 60p	
6-30L2 90p	50CD6G	
6-30L2 90p	787 80p	
6-30L2 90p	7Y4 80p	
6-30L2 90p	20P14 £1.10	
6-30L2 90p	25L6GT 75p	
6-30L2 90p	35W4 50p	
6-30L2 90p	35Z4GT 70p	
6-30L2 90p	50C3 60p	
6-30L2 90p	50CD6G	
6-30L2 90p	787 80p	
6-30L2 90p	7Y4 8	

# FREE!

## Over 150 ways to engineer a better future

HIGHER PAY

A BETTER JOB

SECURITY

### find out how in just 2 minutes

That's how long it will take you to fill in the coupon. Mail it today and we'll send you full details and a free book. We have successfully trained thousands of men at home—equipped them for higher pay and better, more interesting jobs. We can do as much for YOU. A low-cost home study course gets results fast—makes learning easier and something to look forward to. There are no books to buy and you can pay-as-you-learn.

Why not do the thing that really interests you? Without losing a day's pay, you could quietly turn yourself into something of an expert. Complete the coupon (or write if you prefer not to cut the page). No obligation and nobody will call in on you . . . but it could be the best thing you ever did.

Others have done it, so can you

"Yesterday I received a letter from the Institution informing that my application for Associate Membership had been approved. I can honestly say that this has been the best value for money I have ever obtained, a view echoed by two colleagues who recently commenced the course". Student D.I.B., Yorks.

"Completing your course, meant going from a job I detested to a job that I love, with unlimited prospects"—Student J.A.O. Dublin.

"My training quickly changed my earning capacity and, in the next few years, my earnings increased fourfold". Student C.C.P., Bucks.

### FIND OUT FOR YOURSELF

These letters and there are many more on file at Aldermaston College, speak of the rewards that come to the man who has given himself the specialised know-how employers seek. There's no surer way of getting ahead or of opening up new opportunities for yourself. It will cost you a stamp to find out how we can help you. Write to

## ALDERMASTON COLLEGE

Dept. BPW80, Reading RG7 4PF.

HOME OF BRITISH INSTITUTE OF ENGINEERING TECHNOLOGY

Practical Radio & Electronics Certificate course includes a learn while you build **3 transistor radio kit.** Everything you need to know

about **Radio & Electronics** maintenance and repairs for a **spare time income** and a **career** for a better future.

This FREE 76 page book can put you on the road to success through a B.I.E.T Home Study Course. Choose your subject now!

CUT OUT THIS COUPON  
Tick or state subject of interest.  
Post to address below.

<b>MECHANICAL</b>	<b>DRAUGHTSMANSHIP</b>	Construction Surveyors Institute
Society of Engineers—	Institute of Engineering Designers (A.M.I.E.D.)	L.C.S.I.
A.M.S.E. (Mech)	General Draughtsmanship	City & Guilds
Institute of Engineer & Technicians	Elec. Draughtsmanship	General Building (all branches)
(A.M.I.E.)	Architectural Draughtsmanship	Heating & Vent.
<b>CITY &amp; GUILDS</b>	Technical Drawing	Inst. Clerk of Works
Gen. Mech. Eng.		Site Surveying
Maintenance Eng.		Health Engineering
Welding		Road Construction
Gen. Diesel Eng.		Quantities
Sheet Metal Work		Estimates
Eng. Inspection		Hydraulics
Eng. Metallurgy		Structural Eng.
<b>ELECTRICAL &amp; ELECTRONIC</b>	<b>RADIO &amp; TELECOMMUNICATIONS</b>	<b>GENERAL</b>
<b>CITY &amp; GUILDS</b>	City & Guilds Telecoms.	Agricultural Eng.
Gen. Electrical Engineering	Gen. Radio & TV Eng.	Council of Eng. Institutions
Electrical Installations	Radio Amateurs Exam	Farm Science
Electrical Maths	Radio Servicing	Plastics
Computer Electronics		Supplementary courses for Nat. Certificates.
Electronic Eng.	<b>AUTOMOBILE &amp; AERONAUTICAL</b>	
Practical Radio & Electronics (with kit)	Institute of the Motor Industry	
<b>MANAGEMENT &amp; PRODUCTION</b>	A.M.I.I.	
Institute of Cost & Management Accents.	MAA/IMI	
Computer Programming	City & Guilds Auto Eng.	
Works M'nt	Gen. Auto Eng.	
Work Study	Motor Mechanics	
Gen. Production Eng.	Auto Diesel Eng.	
Estimating & Planning	Garage M'nt	
Storekeeping	AEC Aero Engineering Exams	
Management Skills	Gen. Aero Eng.	
Quality Control	<b>CONSTRUCTIONAL</b>	Coaching for many exams, including C & G
	Institute of Building	
	L.I.O.B.	
	A.B.T. Clerk of Works	

G.C.E. —choose from 58 'O' & 'A' level subjects

## POST TODAY FOR A BETTER TOMORROW

To Aldermaston College, Dept. BPW80, Reading RG7 4PF BPW80

NAME .....

Block capitals please

ADDRESS .....

OTHER SUBJECTS .....

..... AGE .....

Accredited by C.A.C.C. Member of A.B.C.C.


Published on approximately the 7th of each month by I.P.T. Magazines Limited, Hestway House, Farrington Street, London EC3A 4AD. Printed in England by Indes Printers, Dunstable, Beds. Sole Agents for Australia and New Zealand—Gordon and Gotch (Asia) Ltd.; South Africa—Central News Agency Ltd. Publisher's subscription rate (including postage): for one year UK £3.25, Overseas £4.35. International Giro facilities Account No. 5122007. Please state reason for payment "message to payee". PRACTICAL WIRELESS is sold subject to the following conditions, namely that it shall not, without the written consent of the Publishers first having been given, be lent, resold, hired out or otherwise disposed of by way of Trade at more than the recommended selling price shown on the cover, excluding Hire where the selling price is subject to V.A.T., and that it shall not be lent, resold, hired out or otherwise disposed of in a mutilated condition or in any unauthorised cover by way of Trade or affixed to or as part of any publication or advertising, literary or pictorial matter whatsoever.



# Henry's

**SO MUCH MORE - AND YOU PAY LESS VAT WITH HENRY'S LOW PRICES**

**UK's No. 1 for Electronics and Hi Fi**



## You can build the Texan and Stereo FM Tuner TEXAN 20 + 20 WATT IC STEREO AMPLIFIERS

Features glass fibre PC board, Gardners low field transformer, 6-IC's, 10-transistors plus diodes, etc. Designed by Texas Instruments engineers for Henry's and P.V. 1972. Supplied with full chassis work, detailed construction handbook and all necessary parts. Full input and control facilities. Stabilised supply. Overall size 15 1/2" x 22" x 6 1/2" mains operated. Free teak sleeve with every kit. **£28-50 (GB post paid).** (also built and tested £35)



**STEREO FM TUNER** Features capacity diode tuning, lead and tuning meter indicators, stabilized power supply—mains operated. High performance and sensitivity with unique station indication IC stereo decoder. Overall size in teak sleeve 8" x 22" x 6 1/2" Complete kit with teak sleeve **£21-00 (GB post paid).** (also built and tested £24-95)

**JOIN THE LARGE BAND OF HAPPY CONSTRUCTORS!**

### JOSTY KITS IN STOCK

	£ p
(Post etc. 15p each)	
AF20 Mono Transistor Amp.	5 61
AF25 Mixer	3 30
AF30 Mono Trans. Pre-amp.	3 20
AF35 Emmier Amplifier	2 43
AF80 Small 0.5 W. Amplifier for Microphone	4 86
AF305 Intercom	7 68
AF310/2 Mono Amplifier (for Stereo use two)	7 56
M160 Multivibrator	2 19
M1302 Transistor Tester	8 34
M191 Vu-Meter	5 37
M192 Stereo Balance Meter	5 94
LF380 Quadrophonic Device	8 43
AT60 Psychedelic Light Control, Single Ch.	10 82
AT65 Psychedelic Light Control, 3 Chan.	16 53
AT25 Window Wiper Robot	5 82
AT30 Photo Cell	
AT50 Switching Unit	6 69
AT50 400W Triac Light Dimmer Sp. Cont.	5 19
AT56 2 200W Triac Light Dimmer Sp. Cont.	6 75
AT5 Automatic Lt. Cont.	3 75
GU330 Tremelo Unit for Guitars, etc.	8 10
HF61 Diode Detector	3 87
HF65 Frequency Modulated Stereo Pre-amp (for use with 2 AF310)	22 98
GP312 Basis Circuit Board	10 02
GP304 Basis Circuit Board	5 33
HF380 Aerial Amp. for LW to VHF	6 03
HF395 Broadband Aerial Amp.	2 10
NT10 Power Supply 100mA/9V Stab. & 12V Unstable	6 27
NT300 Professional Stab. Power Supply	13 17
NT310 Power Pack 2 x 15 volt 2A	5 64
NT305 Voltage Converter	5 64
NT330 Power Pack AF310/GP304	6 27
NT315 PJS 240V ac to 4-5-12V dc. 500mA	12 06
AE1 Output Stage 100W/156	
AE2 Pre-amplifier	1 32
AE3 Diode-receiver	2 05
AE4 Flasher	1 26
AE5 A stable Multivibrator	1 14
AE6 Monostable Multivibrator	1 11
AE7 RC Generator	1 08
AE8 Bassfilter	1 06
AE9 Treblefilter	1 06
AE10 CCIR-filter	1 06

AMATEUR ELECTRONICS by Josty Kit, the professional book for this amateur—covers the subject from basic principals to advanced electronic techniques. Complete with circuit board for AE1 to AE10 (see above) PRICE £30 (no VAT).

### TRANSISTORISED MODULES Tuners - Power Supplies - Amplifiers

AMPLIFIERS (All single channel unless stated)	£ p
4-300 9 volt 300 MWV O/P 3-8 OHM, 1-10 MV I/P Special Offer	1 75
2004 9 volt 250 MWV O/P 3-8 OHM, 10-100MV I/P	2 70
104 9 volt 1 watt O/P 8-16 OHM, 10 MV I/P	3 10
304 9 volt 3 watt O/P 8 OHM, 10 MV I/P	3 95
555 12 volt 3 watt O/P 8-16 OHM, 150 MV I/P	4 10
555ST 12 volt 1 1/2 + 1 1/2 watt O/P 8 OHM, 150 MV I/P Stereo module	5 95
E1208 12 volt 5 watt O/P 4-16 OHM, 25-60 MV I/P	5 10
608 24 volt 10 watt O/P 4-8 OHM, 30-50 MV I/P	4 95
410 28 volt 10 watt O/P 8 OHM, 160 MV I/P	4 95
620 45 volt 30 watt O/P 4-8 OHM, 150 MV I/P	9 95
Z40 30/35 volt 15 watt O/P 4-8 OHM, 100 MV I/P	5 45
Z60 45/50 volt 25 watt O/P 4-8 OHM, 100-250 MV I/P	6 95
SA6817 24 volt 6 + 6 O/P 8 OHM 100 MV I/P Stereo module	10 20

AMPLIFIERS with controls	£ p
E1210 12 volt 2 1/2 + 2 1/2 watts 8 ohms, Stereo	8 25
R 500 Mains 5 watts 4-16 ohms, Mono	6 30
SAC14 Mains 7 + 7 watts 8 ohms, Stereo	11 75
SAC30 Mains 15 + 15 watts 8 ohms, Stereo	14 95
CAO38 9 volt 1 1/2 + 1 1/2 watts 8 ohms, Stereo	6 95
CAO68 12 volt 3 + 3 watts 8 ohms, Stereo	10 50

FM Modules	£ p
Mullard LP 1186 FM tuner (front end) with data 10.7 MHZ O/P	4 85
Mullard LP 1185 10.7 MHZ IF unit with data	4 50
Gorler Permeability FM tuner (front end) 10.7 MHZ O/P	4 20

FM and AM tuners and decoders	£ p
FM 5231 (tu 2) 6 volt fm tuner	7 95
TU3 12 volt version (FM use with Decoder)	7 95
SD4912 Stereo Decoder for Tu 3. 12 volt	7 95
SP62H 6 volt stereo FM tuner	4 80
A10C7 9 volt MW-AM tuner	11 95
Sinclair 12/45 volt FM tuner stereo recorder for above	7 45
A1018 9 volt FM tuner in cabinet	13 95
A1005M (S) 9-12 volt Stereo decoder FM for above	7 50
1062 12 volt Stereo decoder general purpose	6 50

PREAMPLIFIERS	£ p
Sinclair Stereo 60 Preamplifier with controls	6 75
IC1300 Cart/Tape/Mic Input 9 volt Module	2 85
IC1310 Stereo 3-30 mV mal cart 9 volt	4 75
FF3 Stereo 3 mV tape head 9 volt	4 95
3042 Stereo 5-20 mV Mag. carr. mains	4 95
EQ25 Mono 3-250 mV Tape/Cart/Play 9 volt	5 95

Power Supplies Mains input (* chassis-rest cased)	£ p
470C 6/7.5/9V 300 MA with ad/rt's	2 25
P500 9 volt 500 MA	3 20
HC244R 3/6/7.5/9v. 400 MA stabilised	5 30
*P11 24v. 1/2 amp. 3 30	5 30
*P15 28v. 1/2 amp	3 30
*P1080 12V 1A 4-70	7 80

SINCLAIR MODULES & KITS	£ p
SINCLAIR PROJECT 80	
ST80 Stereo preamplifier	11 95
Audio Filter Unit	6 95
Z40 15 Watt Amplifier	5 45
Z60 25 Watt Amplifier	6 95
PZ6 Power Supplies for I	4 98
PZ6 Power Supplies (S Tab) for I or 2 Z40	7 98
PZ6 Power Supplies (S Tab) for I or 2 Z60	7 98
TRANSFORMER FOR PZ6	3 95
FM TUNER	11 95
STEREO DECODER	7 95
IC20 power amp kit	7 95
PZ20 power supply for I or 2 IC20	5 45

**TRANSISTORS/SEMICONDUCTORS**  
UK's largest stockists of branded guaranteed devices at low prices.  
**EXTRA DISCOUNTS**  
Any one type. Extra 10% for 12 | 15... 25 | 20... 100 |.  
The above also applies to mixed SN74 series IC.  
Get your free stock list now—new '74-'75 edition now available (Ref. No. 36).

### EXCLUSIVE DECCA KELLY SPEAKERS

12 watt speaker / tweeter systems 8 in bass/midrange, Melinex domed HF radiator plus crossover. Built into veneered cabinets size 18x12x6 1/2 in. PRICE £19.50 pair (carr., etc. £1-00)

### EMI SPEAKERS SPECIAL PURCHASE

13 in x 8 in chassis speakers (Carr. packing 30p each or 50p pr.)  
\*150 TC 10 watts 8 ohms twin cone £2-20  
\*450 10 watts 4, 8, 15 ohm with twin tweeters and crossover £3-85 each  
EW 15 watt 8 ohm with tweeter £5-25  
350 20 watt 8, 15 ohm with tweeter £7-80 ea.  
\*Polished wood cabinet £4-80 carr., etc. 35p each or 50p pair.

### PHILIPS 8 WATT FLUORESCENT UNIT EXCLUSIVE PURCHASE

Brand new Philips 12 volt operated 8 watt fluorescent tube units for standby lighting Complete with tube and instructions Price £3-50 p & p 25p.

### EXCLUSIVE 5 WATT IC AMPLIFIERS

Special purchase 5 watt output 16 ohm load 30 volt max. DC operation, complete with data. Price £1-50 each or 2 for £2-85 Printed Circuit Panels. 50p

### UHF TV TUNERS

625 line receiver UHF transistorised tuners FM UK operation. Brand new. (Post/packing 25p each).  
TYPE C variable tuning £2-50  
TYPE B 4-button push-button (adjustable) £3-50

### HENRY'S HOME ENTERTAINMENT CENTRES

London	
454/6 Edgware Rd. W2	01-402 5854
376/8 Edgware Rd. W2	01-723 2564
372 Edgware Rd. W2	01-402 8140
120 Shaftesbury Ave. W1	01-437 6692
230 Tottenham Court Rd. W1	01-580 1785
144 Burnt Oak B'way, Burnt Oak, Edgware	
190/4 Station Rd., Harrow, Middlesex	01-952 7402
Out of Town	
256 Banbury Rd., Summertown, Oxford	(0865) 53072
55 Gloucester Rd., Bristol 7	(0272) 45791

### FREE STOCK LISTS

No. 36 Transistors/valves/semiconductors  
No. 18 Disco-lighting—high power sound  
No. 7 Hi-Fi TV-Tape Equipment  
Send large stamped addressed envelope with all enquiries.

**SUPPLIERS OF ELECTRONICS FOR OVER 30 YEARS** 8% VAT TO BE ADDED TO ALL ORDERS VAT-UK ONLY

# Henry's RADIO

EDGWARE ROAD, W2

**Electronic Centres**  
404-406 Electronic Components & Equipment 01-402 8381  
309 PA-Disco-Lighting High Power Sound 01-723 6963  
303 Special offers and bargains store  
All mail to 303 Edgware Road. London W2 1BW  
Prices correct at time of preparation. Subject to change without notice. E. & O. E

**Hi Fi and Electronics Centres Open 9 am - 6 pm**