

FOR THE RADIO ENTHUSIAST...

# Practical Wireless

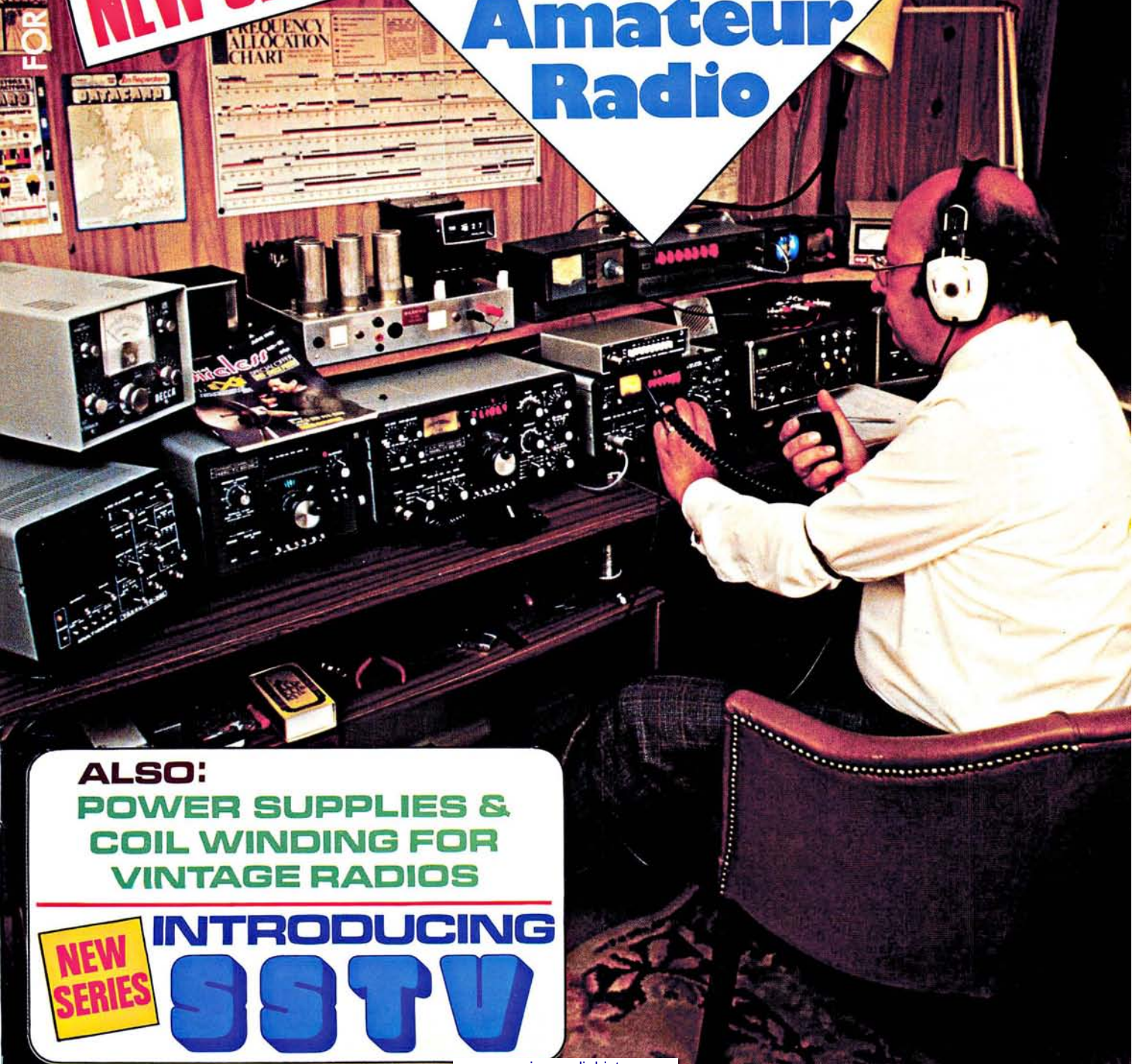
AUGUST 1981

Australia \$1.25  
New Zealand \$1.30  
Malaysia \$4.00  
IR 90p (inc. VAT)

65p

**NEW SERIES**

**Passport to  
Amateur  
Radio**



**ALSO:**  
**POWER SUPPLIES &  
COIL WINDING FOR  
VINTAGE RADIOS**

**NEW  
SERIES**

**INTRODUCING**

**SSTV**



# Bredhurst electronics

HIGH ST., HANDCROSS, W. SUSSEX 0444 400786



**YAESU  
2M  
multimode  
portable  
price about  
£229**

2 VFO's - 10 MEMS - 2.5W - SCAN - DIG. READOUT

**NEW  
STANDARD TWINS  
C78 70cm F.M. Portable  
£210 inc. VAT  
C58 2M Multimode  
£235 inc. VAT**



Accessories:  
Mobile tray - Linear - Case - Charger



**YAESU  
FT  
208**

2M  
HANDHELD

Price  
on  
application


**AIRBAND  
RECEIVERS**

**R517  
£49.50**

inc. VAT



**NOW BACK IN  
STOCK!!!**



VHF  
SCANNERS

**SX 200N  
£264 inc. VAT  
& carriage**

**BEARCAT £258  
220FB inc. VAT  
& carriage**

**H.F. RECEIVERS**



**TRIO  
R1000  
£285**  
inc. VAT & carriage

## TRANSCIVERS

### H.F.

TRIO TS 130V	£404
SWAN 100 MX	£418
YAESU FT 707S	£454
TRIO TS 130S	£491
TRIO TS 530S	£505
YAESU FT 101Z Mk III	£529
YAESU FT 707	£529
YAESU FT 101ZD Mk III	£599
SWAN ASTRO 150	£613
TRIO TS 830S	£639
YAESU FT 107M	£690
SWAN 102 BX	£798

### 2M F.M. MOBILES

F.D.K. MULTI 700 EX	£199
AZDEN PCS 3000	£219
ICOM IC 255E	£255
TRIO TR 7800	£265
TRIO TR 8400 (70 cm)	£279

### HANDHELD F.M.

ICOM IC2E	£159
YAESU FT 208R	p.o.a.
TRIO TR 2300	£166
TRIO TR 2400	£198
STANDARD C78 (70 cm)	£209

### MULTIMODES

STANDARD C58 (portable)	£235
YAESU FT 290R (portable)	£230
F.D.K. MULTI 750E	£299
ICOM IC 260E	£339
TRIO TR 9000	£345
YAESU FT 480R	£359
ICOM IC 251E	£479
TRIO TR 9500 (70 cm)	p.o.a.

## RECEIVERS

### H.F.

YAESU FRG 7	£189
LOWE SRX 30D	£195
TRIO R 1000	£285
YAESU FRG 7700	£309
YAESU FRG 7700M with memories	£389
J.R.C. NRD 515 (THE BEST!)	£948

### 2M F.M./MARINE

SEARCH 9	£45
A.O.R. AR22	£83
F.D.K. TM56B	£89
SX 200N SCANNER	£264
BEARCAT 220FB SCANNER	£258

### AIRBAND

R 517 HANDHELD	£49.50
BEARCAT 220FB SCANNER	£258.00
SX 200N SCANNER	£264.00

## ACCESSORIES

### DRAE POWER SUPPLIES. 13.8V Fully protected

4 AMP CONTINUOUS	£27.95 (£1.50)
6 AMP CONTINUOUS	£44.95 (£2.00)
12 AMP CONTINUOUS	£69.00 (£2.50)
24 AMP CONTINUOUS	£99.00 (£5.00)

### MORSE EQUIPMENT

HK 707 Up/Down Key	£10.50 (£0.50)
MK 704 Squeeze Paddle	£10.50 (£0.50)
EK 121 Efbag	£29.95 (£0.75)
EKM 12 Matching side tone monitor	£10.95 (£0.50)
EK 150 Electronic Keyer	£74.00 (—)
EK 1024 Memory Keyer	£126.00 (—)

## ACCESSORIES

### SAFETY MICROPHONES

ADONIS MM202S Clip on	£20.95 (£0.50)
ADONIS MM202H Head band + Up/Down	£29.00 (£0.50)
ADONIS MM202FU Swan Kneek + Up/Down	£30.00 (£0.50)
DAIWA RM940 Infra red link	£45.00 (£0.50)

### DESK MICROPHONES

YAESU YM34 (Dual Impedance)	£18.80 (£1.50)
TRIO MC50 (Dual Impedance)	£24.15 (£1.50)
SHURE 444D (Dual Impedance)	£29.95 (£1.50)
SHURE 526T series II Power Mic	£39.95 (£1.50)
ADONIS AM502 Compressor Mic	£39.00 (£0.75)
ADONIS AM802 Compressor Mic 30/P's	£59.00 (£0.75)

### TEST EQUIPMENT

DRAE WAVE METER 130-450 MHz	£24.95 (£0.75)
FX1 WAVE METER (700K-250 MHz)	£28.00 (£0.75)
TRIO DM801 Dip Meter (Up to 250 MHz)	£51.00 (£0.75)

### DUMMY LOADS

DL 20 (30W Max) PL259	£5.00 (£0.50)
DL 60 (60W Max) PL259	£8.80 (£0.50)
DL 60 (60W Max) N Type	£16.50 (£0.50)
DL 150 (150W Max) PL259	£14.95 (£0.75)
DL 1000 (300W Cont. 1kW Max) PL259	£29.95 (£1.50)

### T.V.I. PROBLEMS

YAESU FF 501 DX Low pass filter (1kW)	£22.25 (£0.75)
TRIO LF 30A Low pass filter (1kW)	£18.40 (£0.75)
TV I 30 Low pass filter (150W)	£5.95 (£0.60)
HP 4A High pass filter (TV down lead)	£4.95 (£0.50)
Ferrite Rings Top quality 1 1/2" dia - Per pair	£0.80 (£0.20)

### HEADPHONES

YAESU YH55	£9.95 (£0.50)
YAESU YH77 New lightweight	£10.75 (£0.50)
TRIO H34	£10.35 (£0.50)
TRIO H55 (Luxury 'phones)	£21.85 (£0.50)

### SWR/POWER METERS

DAIWA SW 110A	£35.00 (£0.75)
DAIWA CN 620A Cross pointers HF 2M	£52.80 (—)
DAIWA CN 630A Cross pointers 2M 70 cm	£71.00 (—)



**MAIL ORDER - RETAIL CALLERS 9-5.30 PM.**  
**HIGH ST., HANDCROSS, W. SUSSEX. 0444 400786**



TO ORDER ANY OF THE ABOVE ITEMS SIMPLY WRITE, ENCLOSING A CHEQUE OR PHONE YOUR CREDIT CARD NUMBER



**EDITORIAL OFFICES**

Practical Wireless  
Westover House  
West Quay Road  
Poole, Dorset BH15 1JG  
☎ Poole 71191

**Geoff Arnold T.Eng(CEI) G3GSR**  
Editor

**Dick Ganderton C.Eng.. MIERE, G8VFN**  
Assistant Editor

**Peter Metalli**  
Art Editor

**John Fell G8MCP**  
Technical Editor

**Alan Martin G8ZPW**  
News & Production Editor

**Elaine Howard G4LFM**  
Technical Sub-Editor

**Rob Mackie**  
Technical Artist

**Keith Woodruff**  
Assistant Art Editor

**Sylvia Barrett**  
Secretarial

**ADVERTISEMENT OFFICES**

Practical Wireless  
King's Reach Tower  
Stamford Street  
London SE1 9LS  
Telex: 915748 MAGDIV-G

**Dennis Brough**  
Advertisement Manager  
☎ 01-261 6636  
☎ 01-261 6872

**Roger Hall G8TNT (Sam)**  
Ad. Sales Executive  
☎ 01-261 6807

**Claire Gerrish**  
Secretary  
☎ 01-261 6636

**Colin R. Brown**  
Classified Advertisements  
☎ 01-261 5762

**Dave Kerindi**  
Make-up & Copy  
☎ 01-261 6570

**COPYRIGHT**

© IPC Magazines Limited 1981. Copyright in all drawings, photographs and articles published in *Practical Wireless* is fully protected and reproduction or imitation in whole or in part is expressly forbidden. All reasonable precautions are taken by *Practical Wireless* to ensure that the advice and data given to our readers are reliable. We cannot however guarantee it and we cannot accept legal responsibility for it. Prices are those current as we go to press.

# Practical Wireless

**AUGUST 1981 VOL. 57 NO. 8 ISSUE 893**

## contents

- 18 Passport to Amateur Radio—1**  
*John Thornton Lawrence GW3JGA*
- 20 PW "Exe" Microwave Transceiver—3**  
*Dick Ganderton G8VFN and John M. Fell G8MCP*
- 24 All Change! The New Emission Codes**
- 26 Air Test**  
Soar FC-841 Digital Frequency Meter
- 30 Winding Reproduction Vintage Coils**  
*B. C. Howard BA*
- 32 Power Supply for Vintage Radios**  
*G. Thompson*
- 34 Suppressing and Protecting Thyristors—3**  
*Ben J. Duncan*
- 41 Introducing SSTV—1**  
*Mervyn J. Axson G8WHG*
- 44 PW "Stour" Top-Band Transceiver—3**  
*David G. Barrell G4BMC*
- 52 Computers in Radio**  
*Mervyn J. Axson G8WHG*
- 58 Radio Special Product Report**  
Trio TS-830S HF Transceiver
- 87 Advert Index**
- 26 Air Test**
- 17 Comment**
- 54 Kindly Note**
- 29 Mods**
- 40 News**
- 43 Next Month**
- 62 On the Air**
- 23 Out of Thin Air**
- 50 Production Lines**
- 17 Services**
- 39 Uncle Ed**



# DAIWA POWER METERS

CN620A 1.8-150 MHz up to 1KW  
 CN630 140-450 MHz up to 200W  
 CN650 1.2-2.5 GHz up to 20W

£52.81 inc VAT  
 £71.00 inc VAT  
 £95.00 inc VAT



CARRIAGE ON METERS £1.25  
 CARRIAGE ON MIKE SYSTEM £1.50

# POWER SUPPLIES



**JRC** Japan Radio Co., Ltd.  
 Since 1915

# NRD 515

The NRD 515 is a PLL-synthesised communications receiver of the highest class featuring advanced radio technology combined with the latest digital techniques.

The new NRD 515 is full of performance advantages including general coverage, all modes of operation, PLL digital VFO for digital tuning, 24-channel frequency memory (option), direct mixing, pass-band tuning, etc. JRC's 65 years of radio communications experience will give you "the world at your fingertips".

The NRD 515 is but a single item from the JRC product range which extends all the way to full marine radio installations for supertankers.

Until recently, the in-line measurement of RF power and SWR involved calculation or the use of two instruments. Now, DAIWA have introduced a range of power meters which provide an elegant solution to the whole problem of RF measurements. Utilising two toroidal current transformers to detect true forward and reflected power, and feeding the outputs to a twin movement meter with crossed pointers, it is now possible to measure forward power (LH scale), reflected power (RH scale) and SWR (where the pointers cross) at a single glance. The DAIWA CN series power meters represent the ultimate power meter for the professional and amateur alike, and are indispensable in the fully equipped station. Three models are currently available covering frequencies right up to 2.5GHz so there's one for you whatever your interests.

# DAIWA CORDLESS INFRA RED MIKE

RM 940 £45.00 inc VAT  
 S9 spare sensor £6.50 inc VAT  
 M9 spare mike £13.00 inc VAT  
 Windshield for mike 75p each

The Daiwa infrared mike system, comprising of a control box, sensor and infrared mike enables you to dispense with the hand mike and cable when operating in your car or shack. By using an infrared beam audio is transmitted from the mike to the sensor and then to the control box which activates the transmitter. To transmit, press the locking switch on the mike and talk. To receive, release the switch and your rig immediately returns to receive. When you have finished your contact return the mike to its slot in the control box and the mike nicad battery is maintained at full charge. For those of you who like fresh air and drive with all windows open there is a matching wind shield available at an additional 75p. So there we are, the latest technology to bring safety to your mobile operation: the Daiwa infrared mike.



# THE 3 MODELS

ALL MODELS 240 VOLTS A.C. INPUT.  
 the PP1305 4 amp 13.8 volts d.c. £18.40 inc. VAT.  
 the PP137 7 amp 13.8 volts d.c. £32.00 inc. VAT.  
 the PP1310 10 amp 13.8 volts d.c. £49.50 inc. VAT.  
 Carriage £2.00



NRD 515 SYNTHESISED HG RECEIVER £948.75 inc VAT  
 NHD 515 MULTI CHANNEL MEMORY UNIT £161.00 inc VAT  
 NVA 515 LOUDSPEAKER £27.60 inc VAT  
 CFL 260 600Hz CW FILTER £34.50 inc VAT

**LOWE ELECTRONICS**  
 CHESTERFIELD ROAD MATLOCK DE4 5LE TEL 0629 2817



# LOWE SRX 30D

..... a familiar name, but a whole new receiver



A familiar name, but a whole new receiver behind it. Building on all the excellent features of the SRX-30, including the drift cancelling system covering 500kHz to 30MHz; the selectable sidebands and AM; the easy to use tuning system; we now introduce the all new SRX30D which incorporates the suggestions made by our customers. Outstanding new features are:

- Extended coverage 200kHz–30MHz
  - Digital readout in large green display units which give true unambiguous frequency information – even when you switch sidebands or use the clarifier.
  - All new frequency synthesis using Plessey SL6 1641 double balanced modulator ICs for a new high standard of performance.
  - All new audio system which produces outstandingly good quality on the built in speaker, and is capable of driving external hi-fi speaker units for even better sound.
  - All new IF filters with optimum bandwidth for mode in use. Automatic filter selection from mode switch.
- There is so much that is impressive about the SRX30D that you have to see it and handle it to really appreciate the performance. We predict that the SRX30D will be a landmark in low cost, high performance SWL receivers. Just consider how much you should pay for a receiver covering 200kHz–30MHz with accurate digital readout; high performance USB/LSB/AM with switched filters; drift cancelling frequency synthesis; built in mains supply and built in speaker; high quality construction and advanced design – and so much more. Then look at our price for the SRX30D and you will be even more impressed.

£195.00 inc VAT. Securicor carriage £4.50

## Accessories for the short-wave listener

		Inc VAT	Carr
HF5	80-10m HF vertical. No radials required when on ground post .....	48.50	4.50
EIS	Small egg insulator. Glazed ceramic 40cm long ..	.30	.25
EIL	Large egg insulator. Glazed ceramic 50cm long ..	.45	.36
SIL	Ribbed strain insulator for dipole end or centre 70cm long .....	.35	.36
<b>MIZUHO</b>			
KX2	Top quality 500kHz-30MHz aerial tuner. Perfect match for R1000 .....	29.90	1.50
AX1	Aerial switching system. Handles 6 aerials & 6 receivers .....	27.03	1.00
APM1	Audio peak and notch filter. Variable bandwidth active filters .....	33.00	1.00
SR1	Mini rack for above the system .....	14.09	1.50
MP1	Rack mount for APM1 .....	5.20	1.00

# TRIO

pacesetter in amateur radio



Trio 8400 the new way to 70cm FM mobile, a fully synthesized 430 440MHz 10 watt output, mobile transceiver with memories, 2 separate VFO's all in a truly amazing compact package. Complete with up/down frequency shift microphone and car mounting bracket the TR8400 is the way to go... 70cm is on the move.

## TR-8400 70cm FM mobile

£279 inc VAT. Securicor carriage £4.50



TR-9000 The exciting TR-9000 2-metre all-mode transceiver combining the convenience of FM with long distance SSB and CW in a very compact, very affordable package. Because of its compactness the TR-9000 is ideal for mobile installation, add on its fixed station accessories and it becomes the obvious choice for your shack.

£345.00  
inc VAT.

Carriage by  
Securicor  
£4.50

## TR-9000 2 Metre Multimode



TR-7800 Trio's remarkable TR-7800 2-metre FM mobile transceiver provides all the features you could desire for maximum operating enjoyment. Frequency selection is easier than ever, and the rig incorporates new memory development for repeater shift, priority, and scan. The TR-7800 by Trio, the only FM mobile.

## TR-7800 The Ultimate 2 Metre Mobile FM rig

£268 inc VAT. Carriage by Securicor £4.50

### HEAD OFFICE AND SERVICE CENTRE

Chesterfield Road, Matlock, Derbys. Tel. 0629 2817 or 2430.

Open Tuesday-Friday 9-5.30, Saturday 9-5.00. Closed for lunch 12.30-1.30.

For all that's best in ham radio, contact us at Matlock.

For full catalogues send 70p in stamps with your address. Mark enquiry PW.





**All over the World  
they haven't been able  
to get enough!  
(But things are getting better)**



ICOM's new 9-band HF Transceiver – the IC-720A beats the lot!

**IC-720A  
£795 incl**

Some features

- 9 Bands Top to Ten including new ones!
- General Coverage Receiver – 100KHz to 30MHz.
- Tuning down to 10Hz steps – YES! 10Hz – yet stable as a rock!
- Built-in Speech Compressor which really gets excellent reports.
- The famous ICOM Band Pass Tuning.
- Memory – it even does all the band changing for you.
- Self cancelling RIT.
- 3 rates of Tuning.
- Two Independent VFOs (in band duplex possible).
- 100 W Output.
- Modes AM, SSB, CW and RTTY.

A lot in a small packet for £795 inc. VAT (13.6V operation – matching mains PSU £100).

**IC2KL Matching Kilowatt Linear Amplifier**

- \* All solid state.
- \* All bands 1.8MHz to 30MHz.
- \* Full 500W RF output.
- \* Switches bands automatically with the IC720A.
- \* Protected against mismatching, overheating, overcurrent, overdriving and the PA units unbalancing.
- \* Broad band – no tuning necessary.
- \* Appearance matches IC701-720-720A.

**Price £800 inc. VAT.**

**Matching Power Supply IC2KLPS £199 inc. VAT.**

**WE STOCK CUSHCRAFT ANTENNAS**

H.F.			INC. VAT
A3	20/15/10	3ele Beam 8dB gain .....	<b>£147.00</b>
ATV5	80-10	Trapped Vertical .....	<b>£74.40</b>
ATV3	20/15/10	Trapped Vertical .....	<b>£34.00</b>
<b>VHF (144MHz)</b>			
A3219	19ele Long 'Boomer' Yagi	16.2dB gain .....	<b>£62.00</b>
214B	14ele Jnr 'Boomer' Yagi	15.2dB gain .....	<b>£49.50</b>
ARX2	Ringo Ranger	6dB gain vertical .....	<b>£24.75</b>
A144-4	4ele Yagi	9.0dB gain .....	<b>£16.25</b>
A144-7	7ele Yagi	10.0dB gain .....	<b>£20.31</b>
A144-11	11ele Yagi	11.3dB gain .....	<b>£25.72</b>
DX120	20ele Array	13.2dB gain .....	<b>£47.20</b>
ARX2B	Ringo Ranger II .....		<b>£28.75</b>
ARB2K	Conversion Kit for Ringo to Mk II version .....		<b>£12.75</b>

WE ALSO STOCK:-

**J-BEAM ● MICROWAVE MODULES ● YAESU ● WESTERN  
RSGB BOOKS ● BEARCAT ● JIL ● TAL ANTENNAS ● VIDEO GENIE**

from



## A GREAT LITTLE BABY!

### ICOM'S newest all band H.F. transceiver. THE IC730

\*Covering all bands from 80m – 10m including the new ones. \*13.8V DC operation. \*100 watts RF output (40W on AM). \*TWIN VFO with in band duplex available.

\*Modes USB, LSB, CW and AM.

\*Digital readout with 3 tuning speeds down to 10HZ steps.

\*Noise blanker. \*Switchable preamp.

\*RIT IF Shift. \*Dial lock and of course the usual SUPERB ICOM quality and performance.

\* Speech Processor.

*Supplies will be slow at first so if you are interested, call us and get your name on the list for further details.*



**£549.00 inc Vat.**

## AN IMPROVED IC240!! THE IC24G



The famous IC240 has been improved, given a face lift and renamed the IC24G. Many thousands of 240's are in use and its popularity is due in part to simplicity of operation, high receiver sensitivity and superb audio on TX and RX.

The IC24G has these and other features:-

All 80 channels (at 25KHz spacing) are available and readout is by channel number – selected by easy to operate press button thumbwheel switches. This readout can clearly be seen in the brightest of sunlight.

Duplex and reverse duplex is provided along with a crystal controlled tone call. Hi-10w and Lo-1w RF output is available, along with a 12½KHz upshift, should the new channel spacing be necessary. The old IC240 proved to be the most reliable rig we have ever sold – the IC24G, because it is so similar, looks like following the same pattern.

Remember, for mobile use the rig MUST be easy to operate to be safe.

**For the time being only – £169.00 inc Vat.**

# TONO

FOR ONLY **£640.00 INCL.**



## Tono Theta 7000E A great Communications Computer.

The new THETA 7000E means that every Amateur can enjoy the visual display of CW, RTTY and ASCII in both transmit and receive modes. Just connect the TONO to any TV set via the antenna terminals or to a page printer from the parallel port provided. Bring up your CW speed in receiving or sending by either watching receiver sent or from recorded cassettes. Connection to the transceiver is via the key, phone and mic sockets.

Some of the Outstanding Features  
COMMUNICATIONS COMPUTER THETA 0-7000E  
0-7000E  
UHF and Composite Video Output \* Printer interface \* Wide range of transmitting and receiving speeds – 10CW speeds + 8RTTY \* Built-in demodulator for high performance for 170, 425 and 820 Hz shift \* Crystal controlled modulator for ASFK – Hi or Lo tone \* Convenient ASCII key arrangement \* Large capacity display memory

– 2 pages 32chr x 16 lines split screen for Rx & Tx if required \* Automatic transmit/receive switch \* Anti-noise circuit \* Battery backed-up memory 7 channels of 64chrs \* Send function \* Buffer memory – 53 character type ahead, rub out function \* Simultaneous access of the memory – 53 character type ah  
LF (line feed) cancel function \* Cursor control function \* Word mode operation \* Automatic CR/LF (12, 60 or 80 chrs per line) \* Echo function

\* Word Wrap around function \* Transmit/receive in ASCII mode or RTTY \* CW identification function \* Mark and break (space and break) system \* Monitor circuit & CW practice function \* Variable CW weights \* Cross pattern checking output terminal \* Log computer output provided \* Test message function (Ry and QBF).

Phone or write for the price list of accessories for this unit.

**Now you get a  
2 YEAR WARRANTY  
If you buy**



# ICOM

from  
**Thanet**





**for only  
£255  
INCL.**

# IC-255E-

## 25 WATT Fm 2m mobile

**NOW WITH  
IMPROVED  
FRONT-END**



**25 Watts – 5 Memories – Scanning – 600kHz  
AND User Selectable Repeater Shift – Full Coverage in 5kHz or 25kHz Steps.**

- Crystal controlled Tone Burst
- Full band coverage – extendable to 148MHz if required
- Four digit LED display
- 25 Watts output or 1W low power
- A superb receiver using grounded gate FET front end
- Scanning over a user programmable range
- Memory scan
- Stop on empty or busy channels
- Tuning in 25kHz or 5kHz steps
- 5 Memories – retained while the power is connected to the rig
- Built-in 600kHz Repeater Shift
- Alternative programmable shift
- Reverse Repeater facilities
- RIT (± 3kHz for those off channel stations)
- Scan control from the microphone (optional mic available)
- Good loud audio
- Optically coupled tuning between control knob and CPU
- Multiway 24 pin socket on back for touchpad, computer, or external control
- Rugged modular PA (Guaranteed of course!)
- Mobile mount which can be padlocked
- Up-down scanning microphone available

**CAN YOU RESIST SUCH A TEMPTATION**

## Multimode VHF mobile The IC-260E

The IC-260E offers such extras as full frequency read out, upper and lower sideband, and scanning as well as FM and CW. Thus, it makes an ideal base station, when used with a DC power supply, as well as a mobile. Now supplied with up-down scanning mic.



**£339 INCL.**

**144MHz ALL-MODE TRANSCEIVER INCORPORATING A MICRO-COMPUTER** – CPU control with Icom's original programs provides various operating capabilities. No backlash dial controlled by Icom's unique photo-chopper circuit. Band edge detector and Endless System provides out-of-band protection. No variable capacitors or dial gear, giving problem-free use. The IC-260E provides FM, USB, LSB, CW coverage in the 144-146MHz frequency range. Thus the IC-260E can be used for mobile, DX, local calls and satellite work. Easily extendable to 144-148.

**MULTI PURPOSE SCANNING** – Memory scan allows you to monitor three different memory channels. Program Scan provides scanning between two programmed frequencies. Adjustable scanning speed. Auto-stop stops scanning when a signal is received, in all modes.

**DUAL VFO'S** – Two separate VFO's can be used either independently or together for simplex operation, and any desired frequency split in duplex operation.

**CONTINUOUS TUNING SYSTEM** – Icom's new continuous tuning system features an LED display that follows the tuning knob movement and provides an extremely accurate readout.

**"BUY DIRECT FROM US  
AND GET A FULL TWO  
YEARS WARRANTY."**

Frequencies are displayed in 7 LED digits representing 100MHz to 100Hz digits. When in Duplex and using the tuning-knob the two VFO's track together. Automatic recycling restarts tuning at the top of the band, i.e. 145.999.9 MHz when the dial goes below 144.000.0MHz. Recycling changes 145.999MHz to 144.000.0MHz as well. Quick tuning in 1kHz steps is available, and fine tuning in 100Hz steps in the FM mode, is provided for trouble-free QSO.

**OUTSTANDING PERFORMANCE** – The RF amplifier and first mixer circuits using MOS FET's and other circuits provide excellent Cross Modulation and Two Signal Selectivity characteristics. The IC-260E has excellent sensitivity demanded especially for mobile operation, high stability and with Crystal Filters having high shape factors and exceptional selectivity. The transmitter uses a balanced mixer in a single conversion system, a band pass filter and a high performance low pass filter. This system provides distortion free signals with a minimum spurious radiation level for an output of 10W or more.

**ADDITIONAL CIRCUITS** – The IC-260E has a built-in Noise Blanker, CW Break-in CW Monitor, APC and many other circuits for your convenience. The IC-260E has everything you need to really enjoy VHF operation, in an extremely compact rugged transceiver.

**Thanet for**




**ICOM**

143 RECLVER RD.,  
BELTINGE,  
HERNE BAY, KENT.  
Tel: 02273/63859





# Probably The Best Portable In The World – with loads of optional accessories.



## IC-2E Handy Talky £159 INCL.

### CHECK THE FEATURES

FULLY SYNTHESIZED – covering 144-145.995 in 400 5kHz steps.  
POWER OUTPUT – 1.5W with the 9V rechargeable battery pack as supplied – but lower or higher output available with the optional 6V or 12V packs.  
BNC ANTENNA OUTPUT SOCKET – 50 ohms for connecting to another antenna or use the Rubber Duck supplied.

SEND/BATTERY INDICATOR – Lights during transmit, but when battery power falls below 6V it doesn't light indicating the need for a recharge.  
FREQUENCY SELECTION – by thumbwheel switches, indicating the frequency.

+5kHz SWITCH – adds 5kHz to the indicated frequency.  
DUPLEX SIMPLEX SWITCH – gives simplex or plus 600kHz or minus 600 kHz Transmit.  
HI-LOW SWITCH – reduces power output from 1.5W to 150mW reducing battery drain.  
EXTERNAL MICROPHONE JACK – If you do not wish to use the built-in electret condenser mic an optional microphone/speaker with PTT control can be used. Useful for pocket operation.  
EXTERNAL SPEAKER JACK – for speaker or earphone.  
This little beauty is supplied ready to go complete with nicad battery pack, charger, rubber duck.


### IC2E OPTIONS

BATTERY PACKS			CHARGERS ETC		
ICBP3	9 VOLT PACK (AS FITTED) REPLACEMENT	£15.50	IC-DC1	9 VOLT REGULATOR PACK	£7.50
ICBP2	(7.2 VOLT) (1 WATT)	£22.00	IC-CP1	CAR CHARGER LEAD WITH CIGAR PLUG	£2.75
ICBP4	EMPTY CASE (WILL TAKE SIX 'AA' SIZE NI-CADS)	£5.00	IC-BC25	CHARGER FOR BP3 AS SUPPLIED	£3.70
ICBP5	11 VOLT PACK (2-3 WATTS)	£30.50	IC-BC30	DESK CHARGER FOR ALL NI-CAD PACKS FAST FOR IC-BP5 + BP2 (1½ hours)	£34.00
ICML1	10W LINEAR AMP WITH ALL LEADS SUPPLIED	£49.00			

## THE LATEST 2M MULTIMODE BASE STATION the ICOM IC 251E – £479 INCL.

### Facilities Include:

Fm, USB, LSB & CW.  
Built in scanner and memories.  
Bright Green Digital Readout.  
Two VFO,S  
Variable Power 1–10W.  
Mains or 12V.



Also 70cm  
Version  
IC451E  
£579 INCL.

SEND FOR TECHNICAL DETAILS

### AGENTS (PHONE FIRST – evenings and weekends only)

Scotland Jack GM8GEC (031-665-2420)  
North West Gordon G3LEQ (Knutsford (0565) 4040)  
Ansafone Service available

Wales Tony GW3FKO (0874 2772)  
Midlands Tony G8AVH (021-329-2305)





LINEAR ICs THE LOWEST PRICES FOR PRIME CMOS/TTL/74C IN THE UK TRANSISTORS

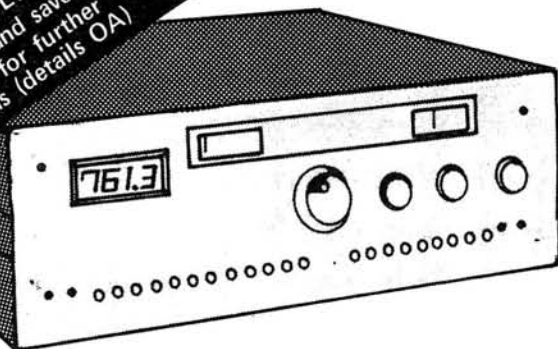
TBA120S L200	1.00 1.95	SL1610P SL1611P	1.60 1.60	HA11223 HA11225	2.15 1.45	4000 series	4060 0.95 4063 1.15	4566 1.59 4568 2.18	7448 0.56 7450 0.14	74125 0.40 74126 0.40	74190 0.55 74191 0.55	7405 3.14 7408 1.4	7496 1.20 74107 0.25	74190 0.60 74191 0.60	74C CMOS	BF194 18p BF195 18p
U237B U275B	1.28 1.28	SL1612P SL1620P	1.60 1.77	HA12002 HA12017	1.45 0.80	4001 0.13 4002 0.14	4086 0.38 4067 4.30	4569 1.95 4570 1.30	7453 0.14 7454 0.14	74128 0.85 74136 0.65	74192 0.55 74194 0.55	7410 0.14 7411 0.14	74109 0.25 74112 0.25	74193 0.68 74194 0.42	7400 0.20 7404 0.20	BF224 22p BF241 18p
U267B LM301H	1.28 0.67	SL1621P SL1623P	2.17 2.44	HA12411 HA12412	1.20 1.55	4008 0.70 4009 0.30	4069 0.18 4070 0.25	4582 0.99 4585 1.00	7460 0.14 7470 0.28	74141 0.45 74142 1.85	74195 0.55 74196 0.55	7412 0.14 7413 0.28	74114 0.25 74122 0.40	74195 0.42 74196 0.65	7408 0.20 7410 0.20	BF274 18p BF440 21p
LM301B LM308T	0.30 0.65	SL1624C SL1626P	3.28 2.44	LF13741 SN76680N	0.33 0.80	4010 0.30 4011 0.15	4071 0.22 4073 0.22	4702 4.50 4703 4.48	7472 0.27 7473 0.28	74143 2.50 74144 5.50	74197 0.55 74198 0.85	7414 0.14 7420 0.13	74123 0.55 74124 1.80	74197 0.65 74200 3.45	7416 0.55 7430 0.20	BF362 48p BF395 18p
LM339 LM339N	0.75 0.66	SL1627P SL1630P	2.17 1.62	FREQ. DISPLAY SERVICES		4012 0.20 4013 0.35	4075 0.18 4076 0.60	4704 4.24 4705 4.24	7474 0.28 7475 0.35	74145 0.75 74147 1.50	74199 1.00 74221 1.00	7421 0.15 7422 0.15	74125 0.29 74126 0.29	74202 3.45 74220 0.60	7430 0.20 7432 0.20	BF479 66p BF679S 55p
LM339N LF351N	1.86 0.35	SL1640P SL1641P	1.89 1.89	AND SYNTH. SERVICES		4014 0.20 4015 0.70	4077 0.60 4078 0.25	4706 4.50 4720 4.00	7476 0.30 7481 0.20	74148 0.09 74151 0.55	74226 1.50 74247 1.89	7423 0.14 7424 0.14	74132 0.45 74133 0.30	74231 0.99 74241 0.99	7440 0.80 7448 1.03	BF991 1.33 BF992 60p
LM374N LM380N	0.49 1.00	SL1642P SL1630P	2.30 1.62	SA1056 3.75 SA1058 3.35		4016 0.65 4019 0.38	4082 0.25 4093 0.45	4723 0.95 4724 0.95	7482 0.26 7483 0.60	74152 0.55 74154 0.55	74249 1.89 74251 1.05	7425 0.14 7426 0.14	74138 0.40 74139 0.40	74243 1.65 74244 1.83	7474 0.50 7476 0.48	BF995 90p BF996 85p
LM380N-14 LM380N-8	1.00 1.00	SL1630P SL1630P	1.62 1.89	SA1059 3.35 TC1900C 14.00		4020 0.68 4021 0.75	4099 0.99 4175 1.15	4724 0.95 4786 0.24	7483 0.75 7485 0.24	74155 0.55 74156 0.55	74251 1.05 74252 0.67	7427 0.14 7428 0.14	74139 0.40 74145 1.20	74244 1.83 74245 1.50	7476 0.48 7483 0.98	BF996 85p BF997 60p
LM380N-14 LM381N	1.81 1.98	SL1640P SL1640P	1.89 1.89	TC1900C 14.00 CA3089E 19.00		4022 0.18 4023 0.69	4502 0.90 4503 0.55	4786 0.24 4089 0.54	7485 1.05 7489 1.05	74157 0.55 74159 1.90	74278 2.49 74279 0.89	7429 0.14 7430 0.16	74148 1.60 74151 0.35	74248 1.35 74249 1.35	7486 2.68 7489 0.80	BF998 55p BF999 55p
LM381N LM374N	1.81 1.98	SL1640P SL1640P	1.89 1.89	CA3090A 3.45 CA3123E 1.80		4024 0.45 4025 0.18	4506 0.75 4507 0.45	4089 0.54 4090 0.54	7490 1.05 7491 0.55	74159 1.90 74160 0.55	74278 2.49 74283 1.30	7431 0.16 7432 0.16	74151 0.35 74152 0.35	74249 1.35 74251 0.46	7489 0.80 7493 0.80	BF999 55p BF1000 55p
LM374N LM374N	1.81 1.98	SL1640P SL1640P	1.89 1.89	CA3123E 1.80 CA3130E 0.80		4025 0.18 4026 1.05	4507 0.45 4508 1.99	4090 0.54 4091 0.54	7491 0.55 7492 0.35	74160 0.55 74161 0.25	74283 1.30 74284 1.50	7433 0.16 7434 0.16	74152 0.35 74153 0.35	74251 0.46 74252 0.46	7493 0.80 7495 0.98	BF1001 55p BF1002 55p
LM374N LM374N	1.81 1.98	SL1640P SL1640P	1.89 1.89	CA3130E 0.80 CA3130T 0.90		4026 1.05 4028 0.60	4508 1.99 4510 0.70	4091 0.54 4092 0.69	7492 0.35 7493 0.70	74162 0.55 74163 0.55	74284 1.50 74290 1.00	7435 0.16 7436 0.16	74153 0.35 74154 0.35	74252 0.46 74253 0.39	7495 0.98 7497 0.80	BF1003 55p BF1004 55p
LM374N LM374N	1.81 1.98	SL1640P SL1640P	1.89 1.89	CA3130T 0.90 CA3189E 2.20		4028 0.60 4029 0.75	4510 0.70 4511 0.85	4092 0.69 4093 0.69	7494 0.70 7495 0.60	74163 0.55 74164 0.55	74290 1.00 74293 1.05	7437 0.17 7438 0.16	74154 0.35 74155 0.35	74253 0.39 74259 0.39	7497 0.80 7499 0.80	BF1005 55p BF1006 55p
LM374N LM374N	1.81 1.98	SL1640P SL1640P	1.89 1.89	CA3189E 2.20 CA3240 1.27		4029 0.75 4030 0.35	4511 0.85 4512 0.20	4093 0.69 4094 0.70	7496 0.60 7497 0.45	74164 0.55 74166 0.55	74293 1.05 74297 2.36	7438 0.16 7439 0.16	74155 0.35 74156 0.35	74259 0.39 74260 0.70	7499 0.80 7501 0.80	BF1007 55p BF1008 55p
LM374N LM374N	1.81 1.98	SL1640P SL1640P	1.89 1.89	MSM5524 11.30 MSM5527 9.75		4030 0.35 4031 0.75	4512 0.20 4514 2.20	4094 0.70 4095 0.69	7498 0.45 7499 0.26	74166 0.55 74167 0.75	74297 2.36 74298 1.85	7440 0.13 7441 0.13	74156 0.35 74157 0.35	74260 0.70 74261 0.24	7501 0.80 7502 0.80	BF1009 55p BF1010 55p
LM374N LM374N	1.81 1.98	SL1640P SL1640P	1.89 1.89	MSM5527 9.75 MSL2312 3.94		4031 0.75 4032 0.68	4514 2.20 4516 0.75	4095 0.69 4096 0.69	7500 0.26 7501 0.26	74168 0.90 74169 1.35	74298 1.85 74299 3.50	7442 0.13 7443 0.13	74157 0.35 74158 0.35	74261 0.24 74262 0.50	7503 0.80 7504 0.80	BF1011 55p BF1012 55p
LM374N LM374N	1.81 1.98	SL1640P SL1640P	1.89 1.89	MSL2312 3.94 P8B847 6.00		4032 0.68 4042 0.65	4516 0.75 4518 0.75	4096 0.69 4097 0.69	7502 0.26 7503 0.26	74170 0.75 74171 0.75	74300 1.85 74301 1.85	7444 0.13 7445 0.13	74158 0.35 74159 0.35	74262 0.50 74263 0.70	7505 0.80 7506 0.80	BF1013 55p BF1014 55p
LM374N LM374N	1.81 1.98	SL1640P SL1640P	1.89 1.89	P8B847 6.00 95H90PC 7.80		4042 0.65 4043 0.88	4518 0.75 4520 0.80	4097 0.69 4098 0.69	7504 0.26 7505 0.26	74172 0.75 74173 0.75	74302 1.85 74303 1.85	7446 0.13 7447 0.13	74159 0.35 74160 0.35	74263 0.70 74264 0.24	7507 0.80 7508 0.80	BF1015 55p BF1016 55p
LM374N LM374N	1.81 1.98	SL1640P SL1640P	1.89 1.89	95H90PC 7.80 HD10551 2.45		4043 0.88 4044 0.98	4520 0.80 4521 2.36	4098 0.69 4099 0.69	7506 0.26 7507 0.26	74174 0.75 74175 0.75	74304 1.85 74305 1.85	7448 0.13 7449 0.13	74160 0.35 74161 0.35	74264 0.24 74265 0.50	7509 0.80 7510 0.80	BF1017 55p BF1018 55p
LM374N LM374N	1.81 1.98	SL1640P SL1640P	1.89 1.89	HD10551 2.45 HD44015 4.45		4044 0.98 4045 0.69	4521 2.36 4522 1.49	4099 0.69 4100 0.69	7508 0.26 7509 0.26	74176 0.75 74177 0.75	74306 1.85 74307 1.85	7450 0.13 7451 0.13	74161 0.35 74162 0.35	74265 0.50 74266 0.70	7511 0.80 7512 0.80	BF1019 55p BF1020 55p
LM374N LM374N	1.81 1.98	SL1640P SL1640P	1.89 1.89	HD44015 4.45 HD12009 6.00		4045 0.69 4046 0.98	4522 1.49 4523 0.95	4100 0.69 4101 0.69	7510 0.26 7511 0.26	74178 0.90 74179 0.90	74308 1.85 74309 1.85	7452 0.13 7453 0.13	74162 0.35 74163 0.35	74266 0.70 74267 0.24	7513 0.80 7514 0.80	BF1021 55p BF1022 55p
LM374N LM374N	1.81 1.98	SL1640P SL1640P	1.89 1.89	HD12009 6.00 MC44752 8.00		4046 0.98 4047 0.69	4523 0.95 4528 0.95	4101 0.69 4102 0.69	7512 0.26 7513 0.26	74180 0.90 74181 1.20	74310 1.85 74311 1.85	7454 0.13 7455 0.13	74163 0.35 74164 0.35	74267 0.24 74268 0.50	7515 0.80 7516 0.80	BF1023 55p BF1024 55p
LM374N LM374N	1.81 1.98	SL1640P SL1640P	1.89 1.89	MC44752 8.00 MC45115 12.45		4047 0.69 4050 0.30	4528 0.95 4529 1.40	4102 0.69 4103 0.69	7514 0.26 7515 0.26	74182 1.20 74183 1.20	74312 1.85 74313 1.85	7456 0.13 7457 0.13	74164 0.35 74165 0.35	74268 0.50 74269 0.70	7517 0.80 7518 0.80	BF1025 55p BF1026 55p
LM374N LM374N	1.81 1.98	SL1640P SL1640P	1.89 1.89	MC45115 12.45 MC145156 8.75		4050 0.30 4051 0.65	4529 1.40 4539 1.10	4103 0.69 4104 0.69	7516 0.26 7517 0.26	74184 1.20 74185 1.20	74314 1.85 74315 1.85	7458 0.13 7459 0.13	74165 0.35 74166 0.35	74269 0.70 74270 0.24	7519 0.80 7520 0.80	BF1027 55p BF1028 55p
LM374N LM374N	1.81 1.98	SL1640P SL1640P	1.89 1.89	MC145156 8.75 MISC		4051 0.65 4052 0.68	4539 1.10 4549 3.50	4104 0.69 4105 0.69	7518 0.26 7519 0.26	74186 1.35 74187 1.35	74316 1.85 74317 1.85	7460 0.13 7461 0.13	74166 0.35 74167 0.35	74270 0.24 74271 0.50	7521 0.80 7522 0.80	BF1029 55p BF1030 55p
LM374N LM374N	1.81 1.98	SL1640P SL1640P	1.89 1.89	ICM7106CP 9.55 ICM7107CP 9.55		4052 0.68 4053 1.69	4549 3.50 4554 1.73	4105 0.69 4106 0.69	7520 0.26 7521 0.26	74188 1.35 74189 1.35	74318 1.85 74319 1.85	7462 0.13 7463 0.13	74167 0.35 74168 0.35	74271 0.50 74272 0.24	7523 0.80 7524 0.80	BF1031 55p BF1032 55p
LM374N LM374N	1.81 1.98	SL1640P SL1640P	1.89 1.89	ICM7106CP 9.55 ICM7107CP 9.55		4053 1.69 4054 0.30	4554 1.73 4555 0.72	4106 0.69 4107 0.69	7522 0.26 7523 0.26	74190 1.35 74191 1.35	74320 1.85 74321 1.85	7464 0.13 7465 0.13	74168 0.35 74169 0.35	74272 0.24 74273 0.50	7525 0.80 7526 0.80	BF1033 55p BF1034 55p
LM374N LM374N	1.81 1.98	SL1640P SL1640P	1.89 1.89	ICM7107CP 9.55 ICM7168P 19.50		4054 0.30 4055 1.35	4555 0.72 4560 2.18	4107 0.69 4108 0.69	7524 0.26 7525 0.26	74192 0.75 74193 0.75	74322 1.85 74323 1.85	7466 0.13 7467 0.13	74169 0.35 74170 0.35	74273 0.50 74274 0.24	7527 0.80 7528 0.80	BF1035 55p BF1036 55p
LM374N LM374N	1.81 1.98	SL1640P SL1640P	1.89 1.89	ICM7168P 19.50 ICM7555 0.94		4055 1.35 4056 1.35	4560 2.18 4561 1.70	4108 0.69 4109 0.69	7526 0.26 7527 0.26	74194 0.69 74195 0.69	74324 1.85 74325 1.85	7468 0.13 7469 0.13	74170 0.35 74171 0.35	74274 0.24 74275 0.50	7529 0.80 7530 0.80	BF1037 55p BF1038 55p
LM374N LM374N	1.81 1.98	SL1640P SL1640P	1.89 1.89	CRYSTALS		4056 1.35 4057 0.85	4561 1.70 4569 1.99	4109 0.69 4110 0.69	7528 0.26 7529 0.26	74196 0.69 74197 0.69	74326 1.85 74327 1.85	7470 0.13 7471 0.13	74171 0.35 74172 0.35	74275 0.50 74276 0.24	7531 0.80 7532 0.80	BF1039 55p BF1040 55p
LM374N LM374N	1.81 1.98	SL1640P SL1640P	1.89 1.89	CRYSTALS		4057 0.85 4058 0.68	4569 1.99 4570 1.30	4110 0.69 4111 0.69	7530 0.26 7531 0.26	74197						



# RX 80 MkII - A DIY SOLID-STATE-OF-THE-ART MODULAR DUAL CONVERSION RECEIVER SYSTEM FOR THE ENTHUSIAST

AS DESCRIBED IN JAN/FEB/MAR 81 RADCOM BY TONY BAILEY-G3WPO : REPRINTS £1 inc

**CLUBS & COLLEGES:**  
Buy 5 kits and save 10%  
Buy more for further reductions (details OA)



- \* LOW DRIFT VARICAP TUNING (READILY ADAPTABLE FOR SYNTHESISED/ HUFF&PUFF STABILIZATION)
- \* DUAL CONVERSION BASED ON A 3-4 MHz SSB IF, WITH MECHANICAL IF FILTER, AUDIO DERIVED AGC, BALANCED MIXER, WITH ON-BOARD AF AMP AND VOLTAGE REGULATOR
- \* CAPACITY FOR UP TO 12HF/VHF/UHF 1 MHz WIDE CRYSTAL CONTROLLED CONVERTERS WITH TRACKED RF TUNING
- \* EACH CONVERTER SELF CONTAINED - SO MORE CAN BE USED EXTERNALLY IF REQUIRED. RF PATHS ARE DC SWITCHED AT LOW IMPEDANCE

## PRICES

RX 80 Mk II tuneable 3-4MHz SSB receiver/IF with MFL series 2.4kHz mechanical SSB IF filter	..£42.66
A/A but with low cost 4kHz CFM2 series filter	..£32.42
HF Converters, including crystal for the following bands: 1-2MHz, 7-8MHz, 10-11MHz, 14-15MHz, 18-19MHz, 21-22MHz 24-25MHz, 28-29MHz, 29-30MHz	..£9.10 ea
Hardware: Case, meters, pots, knobs (exc. DFM)	..£25.00
Complete RX 80, 6 converters, switches, case, PSU	..£132.50

## PLANNED ADDITIONS TO THE SYSTEM

- \* 3-4MHz IF frequency synthesiser
- \* 'UP Conversion' front end system
- \* AM IF adapter
- \* Noise blander
- \* VHF/UHF converters with helical filters

## CURRENT OPTIONS INCLUDE

- \* LCD DFM with built in IF offset, interface PCB ..£23.75
- \* HUFF/PUFF vfo stabilizer ..£9.60
- \* NBFM adapter inc 8kHz multielement ceramic IF filter ..£9.95
- \* Constant Z PIN diode attenuator ..£4.95
- \* 12v low RF noise mains PSU ..£7.95



PRICES EXCLUDE VAT (15%). Postage 50p on orders under £12. Free postage on orders over £12, except please note any order including HARDWARE should be accompanied with a £2 carriage charge. General price lists are available FOC with an SAE - full AMBIT catalogues including a multitude of radio parts/components £1.80 a set - or 70p per section.

TELEPHONE (STD 0277) 230909 TELEX 995194 AMBIT G POSTCODE CM14 4SG

**AMBIT international** 200 North Service Road, Brentwood, Essex



## Wilmslow Audio

**THE firm for speakers!**

**SEND 50p FOR THE WORLD'S BEST CATALOGUE OF SPEAKERS, DRIVE UNITS, KITS, CROSSOVERS ETC. AND DISCOUNT PRICE LIST.**

- AUDAX ● AUDIOMASTER ● BAKER ● BOWER & WILKINS ● CASTLE ● CELESTION ● CHARTWELL ● COLES ● DALESFORD ● DECCA ● EAGLE ● ELAC ● EMI ● FANE ● GAUSS ● GOODMAN ● HARBETH ● ISOPHON ● I.M.F. ● JORDAN ● JORDAN WATTS ● KEF ● LOWTHER ● MCKENZIE ● MISSION ● MONITOR AUDIO ● MOTOROLA ● PEERLESS ● RADFORD ● RAM ● ROGERS ● RICHARD ALLAN ● SEAS ● SHACKMAN ● TANGENT ● TANNOY ● VIDEOTONE ● WHARFEDALE ●

**WILMSLOW AUDIO LTD. (Dept. P.W.)**

35/39 CHURCH STREET, WILMSLOW, CHESHIRE SK9 1AS

Tel: 0625 529599

FOR MAIL ORDER & EXPORT OF DRIVE UNITS, KITS ETC.

Tel: 0625 526213

(SWIFT OF WILMSLOW) FOR HI-FI & COMPLETE SPEAKERS

## J. BIRKETT

Partners: J. H. Birkett, J. L. Birkett  
Radio Component Suppliers  
25 The Strait, Lincoln. LN2 1JF

- EDDYSTONE TRANSMITTING VARIABLES 30 - 30pf (60pf) = £2.20.
- FERRANTI WIRE ENDED DIODES 800 PIV 750mA 12 for £1.
- 500 METRE REEL OF PVC CABLE 13 Strands .019 at £10 carriage paid.
- 80M CRYSTALS 10X Type, 3642.5KHz or 3750KHz. Both 40p each.
- MINIATURE CERAMIC TRIMMERS 2.5 to 6pf, 3 to 10pf, 4.7 to 35pf, 10 to 40pf, 10 to 60pf, All at 15p each.
- MAINS TRANSFORMERS 240 Volt input, Output 24 volt Tapped at 14 volt 1 amp = £1.30 (P&P 30p).
- JUMBO ORP12 CADMIUM SULPHIDE PHOTOCONDUCTIVE CELL Type RPY18 = £1.65 each.
- LEAD SULPHIDE PHOTOCONDUCTIVE CELL RPY 75 with data = 3.50.
- RPY75A WITH GERMANIUM FILTER = £4.50.
- ORP62 CELL with data = £1.30.
- SUB-MINIATURE AXIAL RED LEDS - CQY60 = 20p each.
- MULLARD PHOTO TRANSISTORS BPX 70 = 50p.
- SLOTTED OPTO INFRA RED SOURCE SWITCH = £1.50.
- X BAND GUNN DIODES with data = £1.65.
- SOLDER-IN FEED THRU 6.8pf, 27pf, 300pf, 1000pf. 20p doz.
- 4500 PIV 2 AMP DIODES at £1.50 each.
- VARIABLE CAPACITORS 10 - 10 - 10pf = 75p each.
- 6.2 VOLT WIRE ENDED 2 WATT ZENERS = 15p, 5 for 60p.
- HEWLETT PACKARD HOT CARRIER DIODES 5082-2800 = 40p.
- VHF FETS J304 = 30p, BF 256C = 4 for 75p.
- FERRITE BEADS FX1115 = 15p doz, 1/2" Long Type 6 for 10p.
- MULLARD SUB-MINIATURE DISCS 1000pf 63v.w., 25p doz.
- DISC CERAMICS .1uf 18v.w., .22uf 7v.w., .5uf 12v.w., All 5p each.
- VERNITRON FM4 10.7MHZ FILTERS = 3 for £1.
- MINIATURE CERAMIC TAG STRIPS 12 way Opp 15p, 21 way = 20p.
- 3/16" COIL FORMERS with core at 6 for 25p.
- TOROIDAL TRANSFORMERS 240 Volt Input, Output 30 Volt 500mA = £2.30.
- H.F.-VHF POWER TRANSISTOR 587BLY 40 watts, 26 to 70 MHz = £3 each.
- 2 CHANNEL HIGH SPEED DRIVER WITH SPST J FET SWITCHES Type DG182 with data = £1.15 each.
- POWER TRANSISTORS 2N4348 140 Volt 10 amp = 65p., 2N6212 PNP 350 volt 2 amp = 65p., SDT 96306 300 Volt 50 amp at £1.65, OC 36 = 50p.
- GENERAL PURPOSE NPN TRANSISTORS BSY95A = 6 for 50p.
- TRW UHF POWER TRANSISTORS useful up to 980MHz FT 1200MHz 12 Volt 2 watt out Type PT 4642 = £2.50.
- VARIABLE CAPACITORS 5pf = 75p, 10 - 10 - 10pf = 75p, 250 - 250pf = 85p, 200 - 200 - 20 - 20pf = 75p, 250 + 250 + 20 - 20pf = 75p.
- R. F. CHOKES 10U.H., 33U.H., 330U.H., All at 7p, 1000U.H. = 12p.
- MULLARD BLY55 175MHz 13 Volt 4 watt 400mW Drive = £4.
- MULLARD 175MHz 40 watt 5 watt Drive. 570BLY 28 volt = £8.30.
- MULLARD 1000pf 63v.w., DISC CERAMICS at 25p doz.
- MULLARD UHF POWER MODULE BGY22C, 380-412MHz, 2.5 watt = £12.50.

Please add 30p for post and packing. Orders over £3 post free.



# All these advantages...

- Instant all-weather starting
- Smoother running
- Continual peak performance
- Longer battery & plug life
- Improved fuel consumption
- Improved acceleration/top speed
- Extended energy storage

## ..in kit form

SPARKRITE X5 is a high performance, top quality inductive discharge electronic ignition system designed for the electronics D.I.Y. world. It has been tried, tested and proven to be utterly reliable. Assembly only takes 1-2 hours and installation even less due to the patented 'clip on' easy fitting.

The superb technical design of the Sparkrite circuit eliminates problems of the contact breaker. There is no misfire due to contact breaker bounce which is eliminated electronically by a pulse suppression circuit which prevents the unit firing if the points bounce open at high R.P.M. Contact breaker burn is eliminated by reducing the current by 95% of the norm.

There is also a unique extended dwell circuit which allows the coil a longer period of time to store its energy before discharging to the plugs. The unit includes built in static timing light systems function light and security changeover switch. Will work all rev counters.



**Fits all 12 v negative-earth vehicles with coil/distributor ignition up to 8 cylinders.**

### THE KIT COMPRISE EVERYTHING NEEDED

Die pressed case. Ready drilled aluminium extruded base and heat sink. Coil mounting clips and accessories. All kit components are guaranteed for a period of 2 years from date of purchase. Fully illustrated assembly and installation instructions are included.

Roger Clark the world famous rally driver says "Sparkrite electronic ignition systems are the best you can buy."



# Sparkrite

HIGH PERFORMANCE  
ELECTRONIC IGNITION

Electronics Design Associates,  
82 Bath Street, Walsall, WS1 3DE.

Electronics Design Associates, Dept. PW881  
82 Bath Street, Walsall, WS1 3DE. Phone: (0922) 614791

Name \_\_\_\_\_  
Address \_\_\_\_\_

Phone your order with Access or Barclaycard

I enclose cheque/PO's for

Inc. V.A.T. and P.P.

QUANTITY REQD.


£

Cheque No.

Send SAE if brochure only required.

X5KIT £16.95

ACCESS OR BARCLAY CARD No.



## FULLY PROTECTED 13.5 volt TRANSCEIVER POWER SUPPLIES

- |                                  |                             |
|----------------------------------|-----------------------------|
| 1 Short Circuit Proof            |                             |
| 2 Foldback Current Limit         |                             |
| 3 Overvoltage Crowbar Protection | 4 Amp £27.95 + £1.00 Carr.  |
| 4 Fused Output Protection        | 6 Amp £44.95 + £2.00 Carr.  |
| 5 10 mV (Max.) Output Ripple     | 12 Amp £69.00 + £2.00 Carr. |
| 6 Better Than 1% Regulation      | 24 Amp £92.00 + £3.00 Carr. |
| 7 Thermal Overload Protection    |                             |
| 8 Surge Rating 1 x Cont. Rating  |                             |

**NEW VHF WAVEMETER**  
130 MHz to 450 MHz.  
£24.95 inc VAT and Carr.

**DAVTREND LIMITED**  
89, Kimbolton Road,  
Portsmouth, Hants.  
Ports (0705) 816237

Access Cards Accepted  
All Prices Include VAT.  
MANUFACTURED IN UK.

# ELECTROVALUE

## BEST SELLERS...

**RECHARGEABLE CELLS** by SANYO-CADNICA. Size AA 99p, C 2.27, D 3.76, PP3 4.10 with tags: AA 1.06, C 2.43, D 3.99.  
**CHARGERS** PP3 4.75, AA 4.95, A, C, D 7.60.  
**PLASTIC BOXES** PB1 116 x 77 x 35mm 62p.  
Breadboards Euro 5.70N, Veroblock 3.63.  
Bimboard 8.03, Buzzer 6-15V 80p.  
**CAPACITORS** polystyrene 47-4700pF ea 7p, C280 01 6p, 1 7p, 22 9p (full range), Polyester (PCM 7.5mm) .001 5p, .0047 7p, .056 6p, .1 9p, (PCM 10mm) Tuf 26p. (Many more values in this range).  
Variable Dilexon 100pF 2.08, 500pF 3.21.  
**ELECTROLYTICS** full range.  
**CONNECTORS** 1/2" jack plug 32p, skt 12p, 3.5mm jack plug 17p, skt 14p, 2.5mm 12p, DIP header 14 pin 36p, 16 pin 43p.  
Quick test mains block 5.25  
Fuse holders 20mm panel 22p, chassis 6p.  
**HALL-EFFECT** devices from 1.89N.  
Heat sinks Power 1.25" C/W 2.85; finger type T03 25p, T0220 25p.  
**INTEGRATED CIRCUITS** - hundreds of types: 741 18p, 555 23p, CA3140E 40p, LM380N 99p, LM3914N 2.68, S5668 2.14, TCA965 1.20.  
IC holders 8 pin 9p, 14-40 pin 1p per pin.  
**KNOBS**, screw fittings 1/2" from 18p.  
Loudspeakers 2 1/2" 8 or 64 ohms 93p.  
Magnet resistors from 1.60N.  
Meters, panel 60 x 45mm 50uA-1A ea 4.80.  
Opto LEDs red 7p, yellow 9p, green 11p, ultrabright 21p all colours.  
LED drivers UA1170/UA180 ea 1.52.  
**POTENTIOMETERS** carbon 20mm dia. 100R-2M2 lin, 220R-4M7 log single 29p, 1K-2M2 lin, 4K7-2M2 log duals, ea 81p. Add 51p if required with switch.  
Sliders mono 72p, stereo 1.18, bezel 34p.  
Wirewound 25R-10K, 3 watt ea 1.50.  
**PRINTED CIRCUIT MATERIALS**, 300 x 150mm S/S SRBP 1.25, (lgl) 1.90, 500gpm ferric chloride lab grade 3.40, Positive 20 photo resist 75ml 1.65, Etch resist pen 1.65, silver paint 3g 4.14N, Relays 12v coil 3P2W 10A contacts 2.90, Resistors 1/4W, 1/2W, 1W 5% ea 2p, Metal oxide TR5 2% 5p, film MR25 5p.  
**SEMICONDUCTORS** 1N4007 6p, 1N4148 3p, RCA2N3055 70p, BC107-9 family 14p, BC182/212 family 9p, BFR34A 63p, BFT65 1.19, C106D1 45p, TIP31A/32A ea 44p, TIP41A/42A ea 45p, TIP2955/TIP3055 ea 55p.  
Solder 500gpm 60/40 20SWG 7.30N.  
**IRONS** Antex C, CCN, CX or X25 ea 4.40N, Dryx 50 temperature controlled 11.50N, ISO-TIP cordless with charger 24.00N.  
SWITCHES slider DPDT min 18p, std 20p, Wavechange 1P12W, 2P6W, 3P4W, 4P3W ea 40p, Time switch 13A 3 on/3 off per day 14.88N, Min toggles silver contacts SPDT 57p, DPDT 80p, 3PDT 1.84, 4PDT 2.75, DIL gold plated 4PST 95p, 10PST 2.10.  
Miniature drills, 12V dc TITAN 10.28N, TITAN kit 17.06N, Stand 12.00N.  
Tools CK pliers 4.70, cutters 6.10, strippers 4.95.  
Vero wiring system kit 4.42, wire 1.17.  
Computers Nascom 1 built £140.00N.  
**NASCOM** 2 kit £295.00 complete (less 8 x 4118's £225.00N), P/S kit, 3 amp 32.50N, 16K RAM kit 110.00N.

## BEST SERVICE

★ KEEN BUYERS! A S.A.E. BRINGS COMPREHENSIVE PRICE LIST (Valid 3 mths.) COVERING CATALOGUE '81. ACCESS AND BARCLAYCARDS ACCEPTED. EVERYTHING BRAND NEW & GUARANTEED HARD TO FIND ITEMS. KEEN PRICES & DISCOUNTS. SPECIAL QUANTITY DISCOUNTS. SPEEDY TURN ROUND ON ORDERS. NO P/P CHARGES ON U.K. C.W.O. ORDERS OVER £5.75 (Add handling charge of 40p if under). ★ PLEASE ADD 15% V.A.T. TO TOTAL VALUE OF ALL ORDERS. ★ Shop Hours - 9-5.30. Sats: 9-1 pm.

**ELECTROVALUE LTD.** DEPT. PW/7, 28 St. James Road, Englefield Green, Egham, Surrey TW20 0HB. Phone Egham 33603 (STD 0784 - London 87). Telex 284475 Northern Branch (Personal Shoppers only) 680 Burnage Lane, Burnage, Manchester M19 1NA. Phone (061) 432 4945.



# BI-PAK NEW EXTENDED 1981 RANGE

<b>AERIALS</b> 105 Adjustable Aerial Gutter Mount 3.00 106 C.B. Mobile Antenna 9.50 107 FM Indoor Ribbon Aerial 0.50 108 4 Section Car Aerial (Stainless) 2.16 109 4 Section Car Aerial (Chrome) 1.80 110 8 Section 1200mm Telescopic Aerial 2.00 111 8 Section 750mm Telescopic Aerial 2.60 112 5 Section 570mm Telescopic Aerial 2.64 113 Roof Mounting Aerial (Car) 3.80		<b>KNOBBS</b> 1101 Black/Silver Knob 0.28 1102 Large Calibrated Knob 0.30 1103 Allii PA100 Knob 0.46 1104 Heavy Brushed Allii Knob 15mm 0.32 1105 Heavy Brushed Allii Knob 22mm 0.40 1106 Heavy Brushed Allii Knob 28mm 0.52 1107 Matt Black Knob 17mm 0.40 1108 Matt Black Knob 24mm 0.46 1109 Matt Black Knob 28mm 0.46 1110 All Metal Serated Edge Knob 15mm 0.34 1111 All Metal Serated Edge Knob 24mm 0.48 1112 All Metal Serated Edge Knob 30mm 0.60 1113 Black Plastic Metal Skirt 0.20 1114 Black Pointer Knob 0.22 1115 Black Chrome Instrument Knob 22mm 0.32 1116 Allii Push Button Knob 11mm 0.14 1117 Black Plastic Slider Knob 0.12 1118 Chrome Slider Knob 0.14 1119 Chrome/Black Slider Knob 0.22		<b>SOLDERING EQUIPMENT</b> 1925 12 volt soldering iron MLX 5.46 1927 Multicore solder 22 swg tube 1.00 1928 Multicore solder 22 swg reel 3.50 1929 Multicore solder 18 swg reel 3.50 1930 Desolder braid 0.75 1931 X25 Soldering Iron 4.20 1932 X25 1/2" replacement Bit 0.50 1933 X25 3/16" replacement Bit 0.50 1934 X25 3/32" replacement Bit 0.50 1935 X25 Replacement Element 1.80 1936 Desolder Pump 5.56 1937 Desolder Pump Nozzles 0.64 1938 SK1 Soldering Kit 7.00 1939 ST3 Iron Stand 1.60 1940 Horizontal IC Desoldering Bit 1.95 1941 Vertical IC Desoldering Bit 1.95 1942 Antex Heat Shunt 0.15 1943 CCN240 Soldering Iron 4.20 1944 CCN240 3/32" Replacement Bit 0.50 1945 CCN240 1/2" Replacement Bit 0.50 1946 CCN240 3/16" Replacement Bit 0.50 1947 CCN240 Replacement Element 1.90 1948 C240 Soldering Iron 4.20 1949 C240 3/32" Replacement Bit 0.50 1950 C240 1/2" Replacement Bit 0.50 1951 C240 3/16" Replacement Bit 0.50 1952 C240 Replacement Element 1.70 1953 G Soldering Iron 4.20 1954 Model G 3/32" Replacement Bit 0.50 1955 Model G 1/2" Replacement Bit 0.50 1956 Model G 3/16" Replacement Bit 0.50 1957 Model G Replacement Element 1.90	
<b>AUDIO LEADS</b> 114 5 pin - 3.5mm 3 & 5 connected 0.65 115 5 pin - 3.5mm 1 & 4 connected 0.65 116 Car Aerial Ext Lead 1.00 117 Mains Cassette Lead 0.48 119 2x2 pin Plug in In Line Stereo Jack Socket 0.74 120 Universal Car Adaptor Plug 0.52 123 20ft. Coiled Guitar Lead 1.50 125 5 pin to 5 pin DIN 0.65 126 5 pin to DIN to open ends 1.40 127 5 pin to DIN to 4 Phono Plugs 1.40 128 5 pin Plug to 5 pin socket 0.75 129 5 pin to 5 pin Plug (Mirror image) 0.72 130 2 pin Plug to 2 pin Line Socket 5 mtrs 0.55 132 2 pin Plug to 2 pin Line Socket 10 mtrs 0.85 133 2 pin Plug to 2 Phono Plug 0.65 136 Headphone ext lead 6 mtrs 1.50		<b>MICROPHONES etc.</b> 1325 Crystal Desk Mike 3.30 1326 Cassette Mike 2.4mm - 3.5mm Plugs 1.46 1327 Dynamic Cassette Mike 1.92 1328 Dual Imp Dynamic Mike 10.50 1329 Dual Imp Condenser Mike 13.20 1330 Plastic Mike Holder 0.66 1331 Windshield Medium (Pair) 1.38 1332 Windshield Large (Pair) 1.38 1333 Gosenack 32.0mm (Chrome) 2.66 1334 Gosenack 51.5mm (Chrome) 3.50 1335 Mike Floor Stand 10.70 1336 Cassette Deck Mike 5K ohm 5.30 1337 Mike Boom Arm 8.80 1338 2 way Mike Insert 1.35 1339 Two-Station Intercorn 6.60 1340 Mobile or CB Mike 500 ohms 5.98 1341 Mobile or CB Mike 250 ohms 6.00			
<b>A.B.S. PLASTIC BOXES</b> 141 4" x 1" x 2" 1.08 142 4.4" x 1.22" x 2.44" 1.24 143 4.75" x 1.56" x 2.56" 1.30 144 6.00" x 2.00" x 3.15" 1.50 145 7.5" x 2.38" x 4.33" 2.64 146 2.8" x 4.7" x 1.63" 1.40 147 3.78" x 6.33" x 2.06" 1.92 148 5.63" x 4.14" x 2.19" 2.14 149 5.63" x 6.7" x 2.19" 2.62 150 6.65" x 4.98" x 2.76" 3.84 151 9.57" x 7.36" x 4.06" 5.82		<b>ENAM. COPPER WIRE 2oz</b> 365 40 swg 1.00 366 38 swg 0.88 367 36 swg 0.90 368 34 swg 0.82 369 32 swg 0.80 370 30 swg 0.80 371 28 swg 0.82 372 26 swg 0.74 373 24 swg 0.66 374 22 swg 0.62 375 20 swg 0.60 376 18 swg 0.60 377 16 swg 0.60 378 14 swg 0.52			
<b>VERO CASES</b> 152 1" x 2 1/16" x 1 1/16" Black 0.47 153 1" x 2 1/16" x 1 1/16" White 0.47 154 Vero 3" x 5 1/8" x 8" box 4.82		<b>TINNED COP. WIRE 4oz</b> 379 24 swg 0.94 380 22 swg 0.83 381 20 swg 0.86 382 18 swg 0.90 383 16 swg 0.78			
<b>INSTRUMENT CASES</b> 155 8" x 5 1/2" x 2" 1.70 156 11" x 8" x 3" 2.63 157 6" x 4 1/2" x 1 1/2" 1.64 158 9" x 5 1/2" x 2 1/2" 2.20		<b>HARDWARE IN PACKS OF 25</b> 839 OBA 1" Bolt 0.70 840 OBA 3/4" Bolt 0.40 842 2BA 1" Bolt 0.35 843 2BA 3/4" Bolt 0.30 844 2BA 1/2" Bolt 0.32 845 4BA 1" Bolt 0.28 846 4BA 3/4" Bolt 0.20 847 4BA 1/2" Bolt 0.18 848 6BA 1" Bolt 0.24 849 6BA 3/4" Bolt 0.20 850 6BA 1/2" Bolt 0.20 851 OBA Solder Tags 0.20 852 2BA Solder Tags 0.16 853 4BA Solder Tags 0.14 854 6BA Solder Tags 0.12 855 OBA Full Nut 0.42 856 2BA Full Nut 0.26 857 4BA Full Nut 0.18 858 6BA Full Nut 0.18 859 OBA Washer 0.12 860 2BA Washer 0.09 861 4BA Washer 0.09 862 6BA Washer 0.09			
<b>CASSETTES</b> 301 Low Cost C60 0.36 302 Low Cost C90 0.45 303 Low Cost C120 0.65 304 30 Min Letter Tape 0.38 305 Empty Library Case 0.12		<b>ALUM BOXES</b> 159 5 1/2" x 2 1/2" x 1 1/2" 0.83 160 4 1/2" x 4 1/2" x 1 1/2" 0.83 161 4" x 2 1/2" x 1 1/2" 0.83 162 5 1/2" x 4 1/2" x 1 1/2" 0.93 163 3" x 2 1/2" x 1 1/2" 0.83 164 3" x 2 1/2" x 2" 1.00 165 3" x 5" x 2 1/2" 1.30 166 8" x 6" x 3" 1.68 167 6" x 4" x 2" 1.12 168 Sloping Box - Large 6.97 169 Sloping Box - Small 4.63			
<b>CAPS, CHOKES, TRIMMERS</b> 327 Jackson Coupling 0.74 328 Jackson Slow Motion Drive 1.38 329 Jackson 50PF Dilecon 2.64 330 Jackson 50PF Dilecon 3.10 331 Jackson 01-365PF 2.86 332 Jackson 02-365PF Dual 4.34 333 Jackson 804 10PF 2.62 334 Jackson 804 25PF 2.88 335 Jackson 804 50PF 2.88 336 Jackson 804 100PF 3.42 337 Trimmer Cap 40PF 0.20 338 Trimmer Cap 250PF 0.25 339 Trimmer Cap 450PF 0.30 340 Trimmer Cap 750PF 0.34 341 Repanco CH1 2.5MH 0.44 342 Repanco CH2 5.0MH 0.50 343 Repanco CH3 7.5MH 0.50 344 Repanco CH4 10.0MH 0.56 345 Repanco CH5 15.0MH 0.44 346 Repanco CH6 5UH 0.38 347 Repanco DRX1 Coil 0.60 348 Repanco DRR2 Coil 1.00		<b>METERS</b> 1305 2" Meter 2 Amps 2.88 1307 2" Meter 50UA 2.88 1308 2" Meter 100UA 2.88 1309 2" Meter 500UA 2.88 1310 2" Meter 1MA 2.88 1311 2" Meter 50 volts 2.88 1312 SWR Level Meter 11.12 1313 SWR and Power Meter 11.90 1315 Test Meter 20,000 OPV 24.75 1316 Multi Tester RE185M 40.00 1317 Double VU Meter 3.25 1319 100-0-100 UA Meter 45mm 1.90 1320 Push Button SPDT 23mm 0.95 1321 VU Meter 40mm 1.96 1322 Test Meter 1000VP 6.50 1323 Test Meter 20,000 OPV 12.40 1324 Test Meter 50,000 OPV 19.75			
<b>BATTERY HOLDERS</b> 200 Batt Holder 2 x HP7 short 0.18 201 Batt Holder 4 x HP7 short 0.19 202 Batt Holder 6 x HP7 short 0.20 203 Batt Holder 4 x HP7 long 0.19 204 PP3 Battery Clips 0.07 205 PP9 Battery Clips 0.12 206 Batt Holder 4 x HP11 long 0.25 207 Batt Holder 4 x HP11 short 0.25 208 Batt Holder 4 x HP2 long 0.30		<b>SWITCHES</b> 1958 Min SPST Toggle Switch 0.70 1959 Min SPDT Toggle Switch 0.75 1960 Min DPDT Toggle Switch 0.80 1961 Min DPDT Centre Off Switch 0.95 1962 Push Button SPST 0.95 1963 Push Button SPDT 0.95 1964 Push Button DPDT 0.98 1965 1P 12W Rotary Switch 0.60 1966 2P 4W Rotary Switch 0.60 1967 3P 4W Rotary Switch 0.60 1968 4P 3W Rotary Switch 0.60 1973 Min DPDT Slide Switch 0.15 1974 Std Slide Switch 0.16 1975 SPST Toggle Switch 0.33 1976 DPDT Toggle Switch 0.46 1977 Rotary On-Off Switch 0.56 1978 Push to Break Switch 0.19 1979 Push to Break Switch 0.19 1981 SPST Rocker Switch (Black) 0.32 1982 SPST Rocker Switch (White) 0.32 1983 SPST Rocker Switch (Blue) 0.32 1984 SPST Rocker Switch (Yellow) 0.32 1985 Min DPDT Toggle Switch 0.32 1986 Sub min SPST Toggle Switch 0.54 1987 Sub min SPDT Toggle Switch 0.58 1988 Sub min DPDT Toggle Switch 0.62 1989 Keyboard 24 way 1.50 1990 Keyboard 40 way 1.60 1991 Keyboard Switch 0.20 1992 Push to Make Switch (metal body) 0.32			
<b>ETCHANT AND PENS</b> 1610 Dalo Etch Resist Pen 0.90 1611 Ferric Chloride 4lb pack 0.95 1612 Pentel Etch Resist Pen 0.65		<b>TOOLS CROC CLIPS ETC</b> 2001 Insulated croc clips (Red) 0.06 2002 Insulated croc clips (Black) 0.06 2003 Insulated croc clips (Red) 0.07 2004 1/2" insulated croc clips (Black) 0.07 2005 30 Amp croc clips 100mm per pair 0.75 2006 Test Leads 0.54 2007 Test Lead Kit 1.70 2008 4mm Test Lead Set 1.36 2009 4mm Test Lead Set 0.52 2010 Pincer Action Prod Set 1.40 2011 Cutters 5.96 2012 Pliers 1.50 2013 Croc clip test set 1.00 2014 Resistance sub box 4.30 2015 IC Extraction Tool 0.64 2016 Neon Mains Tester/Screwdriver 0.52			
<b>QUICK BLOW 20mm:</b> 611 150MA 0.06 612 250MA 0.06 613 500MA 0.06 614 800MA 0.07 615 1 Amp 0.06 616 1.5 Amp 0.07 617 2.0 Amp 0.06 618 2.5 Amp 0.06 619 3.0 Amp 0.06 620 3.15 Amp 0.07 621 5.0 Amp 0.06 <b>Semi Delay: 20mm</b> 622 100MA 0.08 623 250MA 0.06 624 500MA 0.08 625 1 Amp 0.07 626 1.5 Amp 0.07 627 2 Amp 0.07 628 2.5 Amp 0.07 629 3.15 Amp 0.07 630 5.0 Amp 0.07 <b>Quick Blow: 1 1/2"</b> 631 250MA 0.06 632 500MA 0.06 633 800MA 0.06 634 1 Amp 0.06 635 1.5 Amp 0.06 636 2 Amp 0.06 637 2.5 Amp 0.06 638 3 Amp 0.06 639 3.5 Amp 0.06 640 4 Amp 0.06 641 4.5 Amp 0.06 642 5 Amp 0.06		<b>POTS</b> 1831 1K Lin Single Pots 32 1832 2K2 Lin Single Pots 32 1833 5K Lin Single Pots 32 1834 10K Lin Single Pots 32 1835 22K Lin Single Pots 32 1836 47K Lin Single Pots 32 1837 100K Lin Single Pots 32 1838 220K Lin Single Pots 32 1839 470K Lin Single Pots 32 1840 1M Lin Single Pots 32 1841 2M2 Lin Single Pots 32 1842 4K7 Log Single Pots 32 1843 10K Log Single Pots 32 1844 22K Log Single Pots 32 1845 47K Log Single Pots 32 1846 100K Log Single Pots 32 1847 220K Log Single Pots 32 1848 470K Log Single Pots 32 1849 1M Log Single Pots 32 1850 2M2 Log Single Pots 32 1851 4K7 Lin Dual Pots 89 1852 10K Lin Dual Pots 89 1853 22K Lin Dual Pots 89 1854 47K Lin Dual Pots 89 1855 100K Lin Dual Pots 89 1856 220K Lin Dual Pots 89 1857 470K Lin Dual Pots 89 1858 1M Lin Dual Pots 89 1859 2M2 Lin Dual Pots 89 1860 4K7 Log Dual Pots 89 1861 10K Log Dual Pots 89 1862 22K Log Dual Pots 89 1863 47K Log Dual Pots 89 1864 100K Log Dual Pots 89 1865 220K Log Dual Pots 89 1866 470K Log Dual Pots 89 1867 1M Log Dual Pots 89 1868 2M2 Log Dual Pots 89 1869 4K7 Lin switched pots 76 1870 10K Lin switched pots 76 1871 10K Lin switched pots 76 1872 22K Lin switched pots 76 1873 47K Lin switched pots 76 1874 100K Lin switched pots 76 1875 220K Lin switched pots 76 1876 470K Lin switched pots 76 1877 1M Lin switched pots 76 1878 2M2 Lin switched pots 76 1879 4K7 Log switched pots 76 1880 10K Log switched pots 76 1881 22K Log switched pots 76 1882 47K Log switched pots 76 1883 100K Log switched pots 76 1884 220K Log switched pots 76 1885 470K Log switched pots 76 1886 1M Log switched pots 76 1887 2M2 Log switched pots 76 1888 100K Log-Anti Log Dual Pot 89 1889 5K Log pot 16mm switched 36 1890 5K Log pot 17mm switched 48 1891 10 ohm wire wound pots 85 1892 22 ohm wire wound pots 85 1893 47 ohm wire wound pots 85 1894 100 ohm wire wound pots 85 1895 220 ohm wire wound pots 85 1896 470 ohm wire wound pots 85 1897 1K ohm wire wound pots 85 1898 2K ohm wire wound pots 85 1899 4K7 ohm wire wound pots 85			
<b>TRANSFORMERS</b> 2021 6-0-6V 100mA 0.90 2022 9-0-9V 75mA 0.90 2023 12-0-12V 100mA 1.15 2024 0-6V 0-6V 280mA 1.80 2025 0-12V 0-12V 150mA 1.80 2026 9-0-9V 1 Amp 2.40 2027 6-0-6V 1 Amp 2.00 2028 12-0-12V 1 Amp 2.50 2029 15-0-15V 1 Amp 2.75 2030 13 Multi tap 1 Amp 3.40 2031 Multi tap 1 Amp 4.80 2032 Multi tap 2 Amp 6.40 2033 0-35V 1.7 Amp 4.90 2034 0-55V 2 Amp 6.85 2035 0-17V 750mA 2.85 2037 Min audio output 0.25 2038 Min audio driver 0.36 2039 0-20V 1 Amp 3.60 2040 0-45-55V 1.5 Amps 6.45 2041 0-55-85V 1 Amps 8.46 2042 0-25V 2 Amps 4.50 2043 15-0-15V 150mA 2.40					
<b>2017 PICK UP FOR ACOUSTIC GUITAR £5.50</b>		<b>2018 TELEPHONE PICK UP COIL £0.66</b>			
<b>per metre</b> 170 QUICK TEST BLOCK 'KEYNECTOR' £6.50 <b>MAINS FUSES 13A PLUG TYPE</b> 643 1A 0.16 644 2A 0.10 645 3A 0.10 646 5A 0.20 647 13A 0.30		<b>per metre</b> 390 Light Mic Cable 0.10 391 Twin Mic Cable 0.19 392 Fig 8 Stereo Cable 0.12 393 4 Way SCR Cable 0.35 394 4 Way Ind. Screened Cable 0.18 395 Heavy Mic Cable 0.25 396 3 Amp 3 Core Mains Cable 0.16 397 Twin Oval Mains 0.10 398 Fig 8 Speaker Cable 0.10 399 Low Loss Coax. 75 ohms 0.20 400 Uniradio 76-50uhs coax. 0.30			

Send your orders to Dept PWB BI-PAK PO BOX 6 WARE HERTS.  
 SHOP AT 3 BALDOCK ST. WARE HERTS  
 TERMS, CASH WITH ORDER, SAME DAY DESPATCH, ACCESS.  
 BARCLAYCARD ALSO ACCEPTED. TEL. (0920) 3182. GIRO 388 7006  
 ADD 15% VAT AND 50p PER ORDER POSTAGE AND PACKING



OFF THE SHELF  
DELIVERY ON THESE



**BRAND NEW FROM FLUKE ...  
NOW AVAILABLE  
THE 8024A HAND HELD DMM**

This model incorporates all the features of the 8020A but in addition has:  
A peak hold switch which can be used in AC or DC for volts and current functions.  
Audible continuity testing and level detection for sensing logic levels.  
A temperature (°C) range for use with a thermocouple.

£155

Carriage and Insurance £3

The following accessories are in stock now

Y8008 Touch and Hold Probe .....	£29.00
80K-40 High Voltage Probe .....	£51.00
B1RF RF Probe to 100 MHz .....	£35.00
80T-150C Temperature Probe (C) .....	£66.00
80I-600 Clamp-on AC Current Probe .....	£61.00
80J-10 Current Probe .....	£22.00



**HERE IT IS ...**

**THE EVER POPULAR  
8022A HAND-HELD DMM**

Consider the following features:  
6 resistance ranges from 200 ohm-20 ohms.  
8 current ranges from 2mA-2A AC/DC  
10 voltage ranges from 200 mv-1000v DC-200 mc-750V AC.  
Pocket size - weighing only 370 gms.  
Full overload protection - will withstand 6kv spikes.  
Rugged construction - virtually indestructible.  
Meets tough military specs - drop proof.  
In line pushbutton operation for single-handed usage  
Incorporates low power CMOS chip for low power consumption.  
All this plus a 2-year full guarantee.



**Soft carrying case  
£8 extra**

**£89**

Carriage and Insurance £3

**Even more sophisticated the Fluke 8020A.**


Identical in most respects to the 8022A but in addition incorporates a conductance range from 2mS-200nS.

**Price £125**

Carriage and Insurance £3.00

A handsome soft carrying case is included (this model only)

OFF THE SHELF  
DELIVERY ON THESE



**8010A AND 8012A  
BENCH MODEL D.M.M.s**

The 8010A is a general purpose, bench/portable digital multimeter with more functions and features than ever offered for such a low price. Its companion, the 8012A, has identical characteristics except that it has two additional low resistance ranges, 2Ω and 20Ω to replace the 8010A's 10 ampere current range.

The 8010A and 8012A feature:  
10 voltage ranges from 200mv-1000v dc, 200mv-75v ac.  
3 conductance ranges from 2 mS-200nS.  
6 resistance ranges from 200Ω-20mΩ - the 8012A has two additional resistance ranges 2Ω and 20Ω.  
10 current ranges from 200μA-2A AC/DC - the 8010A has two additional current ranges 10A AC and 10A DC.

**80 10A £167 80 12A £218**

Carriage and Insurance £3.

The 8010A is also available with two rechargeable Nicad size C batteries installed in option -01 a+ £193.00.

**PLEASE ADD 15% VAT TO ALL ORDERS except where items marked "VAT Included". CALLERS WELCOME.**

We are open 9 a.m.-6 p.m. Monday-Saturdays. We carry a very large selection of electronic components and electro-mechanical items. Special quotations on quantities.

**ELECTRO-TECH COMPONENTS LTD.**

**364 EDGWARE ROAD, LONDON, W.2. TEL: 01-723 5667**

**RADIO FOR BOAT  
OR BUSINESS  
ICOM**

are well known for their distinctive Amateur Radio products. Did you know they also produce top quality Home Office Approved, Marine and Private Land Mobile Radio?

**THE ICM25D**

- 25W synthesized Marine VHF Radio **£199 + VAT**

**THE IC100E**

- 10W FM High Band 5 Channel Radio **£325 + VAT**

We also have a few dealerships available for the IC100E.

**Thanet for ICOM** 143 RECULVER RD., BELTINGE, HERNE BAY, KENT. Tel: 02273763659

**PCB's FOR PRACTICAL WIRELESS PROJECTS**

July 79	A/F Voltmeter	WR055	£1.35
July 79	AM/FM Frequency Readout	WR052	£2.96
July 79	V Moss Top Band Trans.	WR056	£4.28
July 79	Sound Operated Switch	WK005/6	£4.00
August 79	Telephone Bell Repeater	WR053	£1.35
August 79	Automatic Intercom	WR045	£5.50
August 79	Automatic Intercom Part 2	WR058	£0.90
September 79	Noise Blanker	WR057	£1.55
October 79	Burglar Alarm	WR059	£1.53
October 79	Burglar Alarm	WR060	£2.25
January 80	Radio Control Receiver	WR064	£3.25
January 80	A. F. Speech Processor	WR068	£2.88
January 80	Parkhurst Alarm	WR063	£2.81
January 80	Wide Band RF Pre Amp	WR067	£1.05
January 80	Radio Control Encoder	WR061	£2.68
January 80	Radio Control T.X.	WR062	£2.56
March 80	Duel Trace Unit-Special Offer-Speed Controller	WR089	£4.00
April 80	Stereo Auto Fader Mike Pre Amp	WR065	£1.70
April 80	Stereo Auto Main Board	WR071	£1.95
April 80	Signal Generator	WR072	£3.46
April 80	Nimbus Relay	WR070	£3.00
April 80	Nimbus Modulator	WR074	£0.95
April 80	Nimbus Transceiver	WR073	£1.10
May 80	Hundred Second Photo Timer	WR078	£2.78
May 80	N B.F.M. Demodulator	WAD509	£2.20
June 80	Audio Limiter Main Board	WK076	£2.30
June 80	Audio Limiter	WK077	£1.45
June 80	Audio Limiter RF Input Board	WR079	£1.60
June 80	VHF/UHF Repeater Timer Board	WR080	£2.25
June 80	Nimbus Base Station Adpt.	WR083	£2.90
June 80	Acoustic Flash Trigger	WK084	£1.65
August 80	Model Railway Controller	WR085	£2.47
September 80	Receiver Power Unit	WR095	£1.00
September 80	Nimbus Toneburst Timer Mod.	WR096	£1.95
September 80	Beginners 2 Meter Converter	WAD634	£1.38
September 80	Tamar Boards, Full set-Special Offer-Direct Conversion Receiver		£7.00
October 80	Nimbus 7	WR082	£1.70
November 80	Linear Scale Res. Meter	WR097	£1.10
November 80	Field Test Set	WAD641	£1.25
November 80	Field Test Set	WK100	£1.25
November 80	Field Test Set	WK101	£1.25
November 80	Sherborn Syn.		£2.30
December 80	P.W. Helford		£2.59
December 80	P.W. Helford V.F.O.	C4CLF	£0.85
December 80	P.W. Helford Buffer Amp.	WR104	£1.25
December 80	Bird Scarer	WR103	£1.25
December 80	Bird Scarer	WR101	£1.40
December 80	Bird Scarer	WR102	£1.40
January 81	P.W. Twynham Multimeter	WR111	£4.47
January 81	P.W. Helford Presselector	WR054	£1.20
January 81	P.W. Helford T.X. Pre Amp	WR105	£1.20
January 81	P.W. Helford T.X. First Pre Amp	WR107	£1.20
February 81	Accented Metronome	WK102	£1.86
February 81	P.W. Morse Tutor	WR081	£2.70
February 81	P.W. Morse Tutor Power Supply	WR114	£1.20
February 81	Tape Slide Controller		£7.50
February 81	PW Auto-Scan	Set of three	£12.00
February 81	PW Helford	WR106	£1.85
February 81	PW Helford	WR108	£2.30
February 81	PW Helford	WR109	85p
February 81	PW Helford	WR115	95p
March 81	PW Helford	WR119	£2.20
March 81	PW Helford	WR120	80p
March 81	Active Antennas	WAD784	£1.15

Prices include VAT Post free  
Full range of R. S. Components available please phone for quote

**C. BOWES ELECTRONICS**  
252A STOCKPORT ROAD, CHEADLE HEATH, CHESHIRE SK3 0LX.  
Tel: 061-428 4497 ex. 5



# MAIL ORDER

FROM



by two way  
FREEPOST

MORSE KEYS		
HK 707	Straight Up/Down keyer	£11.44
BK 100	Semi-automatic mechanical bug	£17.88
MK 702	Up/Down keyer on marble base	£22.43
MK 702	Manipulator	£22.43
MK 704	Squeeze paddle	£14.38
MK 705	Squeeze paddle on marble base	£22.43
EKM 1A	Morse code practice oscillator	£8.63
MK 1024	Automatic memory keyer	£135.13
EK 150	Semi/Automatic keyer	£74.75

LINEAR AMPLIFIERS		
2M10-80P	144MHz 10W input/80W output with 9dB preamp	£138.00
2M25-150P	144MHz 25W input/150W output with 9dB preamp	£184.00
2M10-150P	144MHz 10W input/150W output with 9dB preamp	£209.88
2M3-150P	144MHz 3W input/150W output with 9dB preamp	£209.88

G. WHIP Mobile Antennas		
Tribander 10-20 Slide		£24.73
L.F. Coil 40/80/160 MTS		£6.56
L.F. Whip Telescopic		£3.34
Multimobile 10-20 Auto		£28.75
M/Mobile Coil 40/80/160		£6.56
M/Mobile Whip Telescopic		£3.34
Flexiwhip 10M Mast		£17.25
F/Whip Coils 40/80/160		£6.56
Base Standard		£4.49
Base Heavy Duty		£5.75
Extenarod		£11.50

SHURE MICS		
201	Hand ceramic omnidirectional high impedance	£14.49
202	Hand ceramic noise reducing high impedance	£15.18
401A	Hand controlled magnetic high impedance	£16.56
401B	Hand controlled mag. low impedance (200 ohms)	£16.56
444	Desk adjustable height controlled magnetic	£32.43
526T	Desk controlled response transistor preamp	£39.33

DUMMY LOADS		
DL20	30W DC-150MHz with PL259 connector	£6.33
T-80	80W DC-500 MHz with SO239 connector	£22.94
T-150	150W DC-500MHz with SO239 connector	£32.78

## STILL HELPING WHERE IT HURTS

Here's a list below to make buying easier for you - Work it out yourself - You'll see - It really is easy!

Product	List Price	Deposit	12 Payments
Yaesu FT 902DM	£799	£312	£40.54
Yaesu FRG 7700/S	£309	£120	£15.80
Yaesu FRG 7700S/2M	£315	£120	£16.29
Yaesu FRG 7700M	£389	£189	£16.69
Yaesu FRG 770M/2M	£399	£199	£16.69
Yaesu FRG 7000	£299	£115	£15.30
Yaesu FT 101ZD	£569	£223	£28.81
Yaesu FT 101Z	£488	£190	£24.84
Yaesu FT 225RD	£499	£194	£25.43
Yaesu FL 2100Z	£362	£180	£15.20
Yaesu FT 707	£500	£200	£25.04
Yaesu FT 480R	£359	£175	£15.30
Trio R 1000	£298	£115	£15.20
Standard C8800	£252	£99	£12.71
Standard C7800	£275	£109	£13.81

Many Other Items Available on Similar Terms  
Call for Details

### MICROWAVE MODULES

MMT 432/28S	£149.00
MMR 432/144R	£184.00
MMT 28/144	£199.00
MMT 144/28	£99.00
MMC 28/136	£27.90
MMC 28/156	£27.90
MMC 28/144	£27.90
MMC 144/any IF	£27.90
MMC 144/28LO	£29.90
MMC 70/any IF	£27.90
MMC 432/28S	£34.90
MMC 432/144S	£34.90
MMC 1296/any IF	£32.20
MMC 050/500	£69.00
MMA 28 preamp	£14.95
MMA 144V preamp	£34.90
MMV 1296/28	£32.20
MML 144/100 linamp	£142.60
MML 432/100 linamp	£228.85
MML 144/25 linamp	£59.00
MML 432/50 linamp	£119.00
MM2000	£169.00

### UNADILLA/REYCO

Antenna Traps - Precision moulded coil forms stainless - hardware - Aluminium tube irridit finish - Coated aluminium wire. Fully waterproofed.  
Available 7/14/21 MHz £10.99

### W2AU BALUN

3.5/30 MHz 2.5 Kw with Lighting Arrestor - Suitable Vees, Yagis, Doublets, Quads etc. £10.99

### STANDARD

C8800 2m, Tcvt £252.00  
C7800 70cms Tcvt £275.00

### DENTRON

GLA 1000 Linear Amp 10/80 1Kw £295.00  
MLA 2500 Linear Amp 10/160 2Kw £699.00  
MT 3000 3Kw Tuner/SWR/Dummy Load £275.00

### FDK Multi 700EX

£199.00  
FDK Multi 750E £299.00

Send 30p for our bumper bundle literature

No Quibble Guarantee  
Same Day Despatch  
All Items Advertised

### Choose your AMTECH here

Amtech 100 Mobile Match	£16.95
Amtech 200 Random Wire ATU 10-160m 200w pep	£29.95
Amtech 300 Random and Coax Fed ATU 300w pep	£43.95
Amtech CW 250 - The most outstanding CW filter available	£24.90
Amtech Channelguard - A plug in device to eliminate those unwanted stations	Decoder £15.25 Sender £7.25
Amtech FM7: FM Demodulator for FRG 7	£11.90

### ANTENNAS

Wide range in stock including JAYBEAM - HYGAIN - CUSHCART - ASP TELECON - HOKUSHIN etc.  
Bantex 5/8 whip complete antenna £8.99  
Bantex 1/4 whip complete antenna £3.50

### MONITOR RECEIVERS

SWAN CUBIC POA  
103 due here shortly POA  
Swan Cubic 1500 Z linear amplifier POA

### ROTATORS

Skyking SU 4000	£79.00
Emoto 502CXX	£139.75
KR 400	£105.00
AR 40	£59.00
KR 950 2A	£50.00
Rotor Bearing	£12.00

\*All items VAT and carriage paid.

### USED EQUIPMENT

Over 100 pieces HF/VHF equipment available.  
Call for details.

### SWR/RF POWER METERS

SWR 25 3.5/170 MHz	£12.94
LEADER LPM 885-HF 1Kw	£58.00
HANSON 3.5/150MHz 200w	
	£28.75
REECE UHF 74 144/432	£16.28
HANSON FS 500H	
1.8/60MHz 2Kw	£67.85
OSKAR SWR 200	
3.30 MHz 2Kw	£40.00

### NO POSTAGE REQUIRED

AMCOMM SERVICES (PW1),  
FREEPOST,  
HARROW HA2 OBR.

Please send me.....  
at.....enclosed cheque/P.O. for  
.....or charge my VISA/ACCESS  
Nr.....  
Name.....  
Address.....  
..... Post Code .....

## AMCOMM SERVICES

194 NORTHOLT ROAD, SOUTH HARROW, MIDDX.

Telephone: 01-864 1166, 01-422 9585

Opposite South Harrow Tube Station on Piccadilly Line

### Showroom Opening Hours

Tuesday to Saturday 9-5.30  
Sunday by Appointment

All items over £100  
available on easy terms  
at List Price



**COMMUNICATIONS RECEIVERS** made by Murphy Radio for R.N. covers 60 to 560Kc in two bands & 1.5 to 30Mc/s in 3 bands uses 13 B7g type valves as 2 RF stages 3x IF stages at 800Kc, N.Lim, AVC, 2x AF stages, BFO, 800Kc cal. the o/p stage matches to 100 ohm phone or 600 ohm speaker line at 2 watts. Controls Main tune, Band Sel, RF & LF gain, Phone gain, AVC on/off, Selectivity at 8, 3, 1 Kc or 200c/s, two O/P jacks for phone one for spk, provision for 75 ohm or long wire Ae. Complete in steel case size 13x14x14". Note these Rx req ext power supplies of 250v DC at 100 Ma, 150v Stab & 6.3v AC at 4 amps there is room to build p.u. inside case, supplied tested with circ & 40 page handbook. **£115.**

**METER TEST SET** with 2.5 Ma meter scale 0 to 25 linear, 3x Yax swts as follows 2p 8w, 3p 11w & 4p 11w 4x neon lnd, 3x Insul term, 20x close tol res, meter rect etc in neat case size 8x12x4" contains most parts to make up 250/500/1000v AC/DC meter. **£6.50.**

**COAX CABLE** type UR57 HD 75 ohm 10 mm OSD suitable HF & Video use new 10 Mt for **£3.50** over this 25p mt.

**TRANSFORMER** C Core 200/250v to 37.0-37v at 15 amps DC size 6½x5x5" supplied with two 30 amp stud rect **£25** we can supply step down trans to enable these tran to do nom 18.0-18v for 13.8v stab p.u. will do 20 amps at 13v **£7.70** also these trans can be used in pairs with primary windings in series for 18v at 40 Amps

**RADIOSONDE UNITS** type M.60 these measure Temp, Press & R.H. these are transmitted in the form of slow morse MCW on 27 Mc/s the signals are sent in turn by motor driven swt reqs only 3v battery to operate new **£12.50.**

**RADIOSONDE TYPE II.** These serve the same purpose as the M.60 but older design these use 3 valves with AF Osc, Mod & RF Osc on 27Mc/s (req 90v HT & 2v LT) in these the Temp etc is sent as a AF signal in the range 600 to 1000c/s this signal is generated by a var inductance osc, there are 3 osc one for each sensor these are selected in turn by a commutator swt driven by a small windmill supplied new boxed with cal chart & circ. **£6.50.**

**BATTERIES SILVER ZINC TYPE** Rechargeable nom 15.5v 4 A/Hr size 5½x1½x3½ h weight 24 Oz 10 cells these are intended for high current applications max 15 amps for 12 min i.e. elec motors, model boats, underwater lighting etc (not suitable for standby or trickle charge use) should be used on total charge discharge cycle, new with electrolyte & inst. **£12.50.**

**RECEIVER UNIT** part of 128 Set covers 2 to 8Mc/s in two bands 4 valve superhet plus BFO in case size 8x5x4" reqs 135v HT 1.5v LT & HR phones to work new cond with circ. **£15** batteries **£4.50** ea or two for **£8.**

**VIDEO RECORDERS** Philips type reel to reel vid in & out plus sound standard mains with min of two tapes copy of service handbook un tested good cond few only left to clear at **£95.**

**PHILIPS PM.1001 CCTV CAMERAS** these are less outer case & lens but complete with Vidicon & 220v power unit no gen on these but thought to be self contained except for control box, video out. Ext size 12x10x14" **£35.** Outer case & lens cover **£8.50.** Would be pleased to hear from anyone with info on these cameras.

**RECORDING TAPE** Ampex Mil Spec New 3600 ft ¼" on 10½" spools Audio type new unused **£7.50 each** or **2 for £13.**

**RACK CASES** 19" ext size 29" high 22" deep neat case by Racal **£30** or with int fittings meters, blower etc **£55.**

**METER** panel mounting 1 Ma FSD scaled in cycles non lin size 6x5" mirror scale **£4.50.** R.F. Ass part of power sig gen comprises VFO & P.A. stage of 1x covering 1.5 to 12 Mc/s with 6F17 & 5B257 valves nom o/p 20 watts with tuning dial ass, band swt, 2x meters, 3x P.A. toroid coils, for 75 ohm O/P new cond with cir note sub ass on chassis no outer covers meters not mounted. **£21.**

**VALVES** small stock of CV26/813 type valves new at **£13.50 ea** also type 866 at **£4.50.**

**HEADPHONES** type DLR.5 nom 100 ohm balanced armature type will make sound powered intercom new **£4.50** or **£3.50** S/Hand.

**HELIPOT DIALS** standard 10 Tr type **£1.50** or 15 Tr **£2.50.**

**COAX RELAYS.** Small type 50 ohm 1p c/o plus 1p c/o aux contacts coil 24v DC 500 ohm will work on 14v supplied with connectors ex new equip. **£5.**

**MAINS TRANS** small type 240v pria available in 9+9 or 15+15 or 20+20v all windings 3 Va ea size 1½x1½x1½" price any voltage **£2.40.**

**TRANSMITTERS** we have two Navy M.8 (RCA ET4436) units 1.5 to 20Mc/s AM/CW 250/350 watt with ext fittings 230v mains Xtal or VFO at **£250 nett** & One Racal TA.184 2/30Mc/s 7/10Kw 3 phase supply with dummy load (reqs ext RF drive) at **£650 nett.**

Above prices include Carr/Postage & VAT. Goods ex equipment unless stated new. SAE with enquiry or 2 x 14p stamps for list 26.

**A. H. SUPPLIES**  
122, HANDSWORTH ROAD, SHEFFIELD S9 4AE.  
PHONE 444278 (0742)

# T. POWELL

## IONISER KIT

This negative ion generator gives you the power to saturate your home or office with millions of refreshing ions. Without fans or moving parts it puts out a pleasant breeze. A pure flow of ions pours out like water from a fountain, filling your room. The result? Your air feels fresh, pure, crisp and wonderfully refreshing.

All parts, PCB and full instructions ..... **£12.50**  
A suitable case, including front panel, neon switch etc ..... **£10.50**

## P.W. KITS

PW NIMBUS - Complete kit still available ..... **£80.00 (without xtals)**  
Add-on base unit ..... **£38.00**  
Wideband RF Pre-Amp ..... **£7.50**  
AF Speech Processor ..... **£18.00**  
Beginners 2 meter Converter ..... **£15.00**  
Model Railway Controller ..... **£21.50**  
VHF/UHF Repeater Station Timer (Main board only) ..... **£22.50**  
Active receiving Antenna ..... **£9.00**  
6V to 12V Regulated Converter ..... **£14.95**  
Tape Slide Synchroniser ..... **£41.40**  
Boat Engine Hours Counter ..... **£26.75**  
Ultra Fast Stereo Peak Indicator ..... **£9.50**

## SPECIAL OFFERS

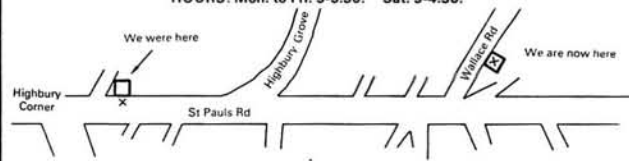
TOSHIBA TA 7205 ..... **£2.50**  
PHILIPS SCOPE TUBES - 5" CV 2191/DG 132 ..... **£12.65**  
MULLARD COMPUTER ELECTROLYTICS 21,000/40V ..... **£4.50**

All prices include VAT and postage & packing  
Callers: Please ring to check availability of kits before calling.

## PLEASE NOTE OUR NEW ADDRESS:

Advance Works, 44 Wallace Rd., London N1.  
Our 'Phone number is still: 226 1489

HOURS: Mon. to Fri. 9-5.30. Sat. 9-4.30.



## MODULAR ELECTRONICS

95 HIGH STREET SELSEY, Nr CHICHESTER, SUSSEX. TEL: SELSEY (024361) 2916

DISTRIBUTOR FOR SOLID STATE MICROWAVE (THOMPSON-CSF) RF PRODUCTS

GBOS

Type	P/wt	Gain	Volts	Freq.	Price	ITT 10 7MHz XTL Filters 25KHz	£8.05
2N3866	1w	10dB	28	175MHz	£0.92	H.P. 5082 2800 Hot Car. Diodes	£1.12
2N4427	1w	10dB	12	175MHz	£1.08	H.P. 5082 2835 Hot Car. Diodes	£0.98
2N3553	2.5w	9dB	28	175MHz	£1.17	H.P. 5082 3080 Pin Switch Diodes	£0.98
2N5913	2w	7dB	12	470MHz	£1.81	Motorola MC12013L + 10 Prescaler I.C. with full data/instructions	£11.50
SD1127	4w	12dB	12	175MHz	£2.42	BB103 Varicap Diodes	£0.50
2N6800	4w	12dB	12	175MHz	£4.72	TIP33 £0.58; 2N918 £0.50; BF180 £0.50; BF115 £0.50	£0.50
SD1143	10w	10dB	12	175MHz	£8.90	2N5179 £0.82; BFY90 £1.15; ST2110-BSX20/2N2369	£0.30.
2N6081	15w	6.3dB	12	175MHz	£7.48	TRIMMERS	
2N6082	25w	5.7dB	12	175MHz	£8.83	Tetler PTFE 1 10pF 33p. 7mm or Stripline DAU PTFE Film 1 9pF or 1.5 18pF 28p. Surplus 2.5-25pF 10mm 15p.	£11.50
2N6084	40w	4.5dB	12	175MHz	£12.85	SPRAGUE (Grade I) Mica Trimmers (500v) for R.F. Amps. 2.5-7pF 81p. 4-20pF 88p. 7-40pF 86p. 16-100pF 98p. 25-150pF £1.09. 40-200pF £1.15.	£11.50
SD1428	45w	6.5dB	12	175MHz	£13.28	HEATSINKS single sided ideal for RF amps. Redpoint 6M1 2.6 deg/w. Radiospares 4 Deg/w 100mm long	£1.00.
SD1416	70w	6.7dB	12	175MHz	£24.15		
SD1477	100w	6.0dB+	12	175MHz	£28.75		
2N5590	10w	5.2dB	13.6	175MHz	£8.33		
2N5591	25w	4.4dB	13.6	175MHz	£7.49		
2N5944	2w	9dB	12	470MHz	£8.78		
2N5945	4w	8dB	12	470MHz	£8.83		
SD1135	5w	7.5dB	12	470MHz	£5.20		
SD1136	10w	6dB	12	470MHz	£7.77		
2N5946	10w	6dB	12	470MHz	£10.93		
SD1088	25w	6.8dB	12	470MHz	£18.40		
SD1089	40w	4.3dB	12	470MHz	£25.30		
SD1434	50w	6.0dB	12	470MHz	£24.45		
Ex Equip 2N5070	2 30MHz	25w/PEP			£2.50		
Ex Equip 2N3832	175MHz	13w			£2.50		
2N5914	RCA 12v	470MHz	2w	7dB	£4.60		
2188LY	Mul Studless	BLY38	2w	470MHz	£3.45		
61387	RCA Studless	Sim C1 12	CTC		£3.45		
Free data sheets with all purchases which include typical circuits etc.							

## LOW NOISE SMALL SIGNAL SEMICONDUCTORS.

BFR90	Mul T Pack	2.5dB N/F	1GHz	£2.82
BFR91	Mul T Pack	2.5dB N/F	1.2GHz	£3.45
BFR34a	T Pack	4dB N/F	GHz	£2.25
BFT66	Low Intermid.	T072		£2.59
SD306	"D" MOS	MOSFET		£2.60
40673	RCA	MOSFET		£0.92
BF900	UHF	MOSFET	Equip 3SK88	£1.30

UNELCO Cased RF Mica Caps. Following Pfs  
10/20/30/40/50/60/70/80pF £1.61; 100/150/180/250pF  
£1.73; 1000pF £1.84.

PTFE Sheet 0.25mm 300mm Square **£2.30**  
PYE 951 170 12v Aerial Relays SPST. Good to 1296MHz.  
Silver Plated RG43 Type **£8.60**

**LINEAR AMPLIFIER MODULES,** without Ch/Ver. Size 55x92mm with thermal interface. 50Ω  
PA2 Preampifier for 2 meters, using the latest UHF stripline MOSFET the BF900 1" square for fitting in the rig 50Ω in/out imp Only **£8.05** with instructions.  
PAU2 432MHz Preamp. stripline using the BFR34a 14dB gain N/F < 2dB **£8.63.**

**PRESCALER BOARD** - 10 Size 55x93mm with input amplifier (2x BFR34a) sens 40mV 432mc user MDT MC12012 I.C. 500MHz typ 600MHz. Only **£23.00.** 5v neg E supply

Backyard, or Access on orders above £10  
POST and PACKING ADD 50p TO ALL ORDERS.  
Orders sent 1st Class Post where weight permits.  
SAME DAY DISPATCH ON ALL IN STOCK ITEMS.  
Minimum invoiced order to approved customers £15.00.  
ALL PRICES NOW INCLUDE VAT AT 15%.






# MICROWAVE MODULES LTD

**NEW  
PRODUCT**

## THE MORSETALKER THE PRODUCT THAT SPEAKS FOR ITSELF!!



### FEATURES

- ★ Complete self contained speaking morse tutor
- ★ Latest state of the art microprocessor speech synthesis system
- ★ Suitable for beginners & proficient operators alike
- ★ Wide speed range: 2-20 WPM
- ★ High speed option: 12-48 WPM
- ★ Variable group length & single character facility

### DESCRIPTION

This unique product is a self-contained and SPEAKING MORSE TUTOR and, unlike a random morse generator, the MMS1 incorporates a microprocessor speech synthesis system which provides talk back of the morse after transmission, giving the pupil the opportunity of checking his proficiency. This unit represents a truly cost-effective means of obtaining a full class A amateur licence, without having to rely on a third party for instruction.

The unit requires only a DC power supply, 9 to 13.8 volts, to enable operation and this should be connected to the power socket located on the rear panel via the supplied plug.

To give this product appeal not only to the beginner but also to the proficient operator we have incorporated six 'learning levels'. In this way it is a simple matter to become more and more proficient, even after passing the Morse Test.

The six ranges are:-

LETTERS ONLY	:	A-F, A-M, A-U, A-Z.
NUMBERS ONLY	:	0-9
LETTERS & NUMBERS	:	0-Z

Also for each of the above ranges the user can select:-

- |                              |   |                 |
|------------------------------|---|-----------------|
| 1) One letter                | } | BEFORE TALKBACK |
| 2) Five letters (One word)   |   |                 |
| 3) Fifty letters (Ten words) |   |                 |

In addition a useful facility is provided in that continuous morse can be sent. (No talkback facility in this mode).

Morse can be sent in the range 2-20 words per minute (w.p.m.) in 2 w.p.m. increments. Speed selection is made by depressing the front panel mounted switch marked 'SPEED SELECT'. However, at speeds of 12 w.p.m. or less, characters are sent at 12 w.p.m. but the spacing is adjusted for the selected speed. In this way morse rhythm will be instilled, since this is the essence of good morse rather than the 'dots and dashes' approach. The incorporation of a crystal-controlled reference ensures totally accurate character and space, lengths and intervals thereby producing a perfect rhythm.

The MMS1 contains an internal loudspeaker which may be supplemented by either headphones or an external loudspeaker, by connection to the socket marked 'EXTERNAL SPEAKER' located on the rear panel. The available audio output level at this socket is 250mW. In addition a tape recorder socket is also located on the rear panel, so that recordings may be made at any time, without disabling the internal loudspeaker.

It is also possible to use the internal sidetone oscillator for sending practice and this may be achieved by connecting a suitable morse key to the socket marked 'KEY'. (N.B. - This facility does not provide talkback).

The MMS1 utilises 2 microprocessors, 2 memory I.C.'s and various other integrated circuits and semiconductors. All circuitry is constructed on high quality glass-fibre printed circuit board, and the unit is housed in a highly durable black diecast enclosure.

**Price: £99 inc. VAT.**

#### HIGH SPEED OPTION

As an optional extra an alternative higher speed EPROM memory I.C. can be purchased providing a 12-48 w.p.m. speed range in 4 w.p.m. increments. Also supplied with this EPROM is an easily attachable label to amend the indicated speed range on the front panel.

ALL MICROWAVE MODULES PRODUCTS ARE FULLY GUARANTEED FOR 12 MONTHS (INCLUDING PA TRANSISTORS)



WELCOME

**MICROWAVE MODULES**  
**BROOKFIELD DRIVE, AINTREE, LIVERPOOL L9 7AN, ENGLAND**  
 Telephone: 051-523 4011 Telex: 628608 MICRO G  
**CALLERS ARE WELCOME, PLEASE TELEPHONE FIRST**

**HOURS:**  
**MONDAY-FRIDAY**  
**9-12.30, 1-5.00**



**TRIO****LAR****AUTHORISED****DEALER****...the sign of fine communications**

Authorised Distributor for TRIO equipment in Yorkshire and the North East.

**THIS MONTH'S LAR SPECIAL - Trio CO1303G 5MHz monitor-scope with two-tone oscillator £140.00 inc VAT.**

MC50	De luxe desk microphone dual impedance .....	24.15
MC35S	50K fist microphone (noise cancelling) .....	13.80
MC30S	500 ohm fist microphone (noise cancelling) .....	13.80
LF30A	HF low pass filter 1kW 90dB. Stop band rejection .....	18.40
LAR	1kW P.E.P. 3-way antenna switch .....	16.95

**TRIO EQUIPMENT**

	Price inc. VAT
<b>NEW!</b>	<b>£345.00</b>
R1000	200kHz to 30MHz PLL Receiver with digital readout .....
R820	The ultimate matching receiver to the TS820.....
TS830S	160 10M transceiver with the new bands. Successor to the TS820.....
VFO230	Digital VFO with memories and digital readout .....
AT230	All band ATY and power meter. Matches TS830S.....
SP230	External speaker unit with switched filters .....
DFC230	Digital frequency remote controller. Four memories etc.....
YK88C	500Hz CW Filter.....
YK88CN	270Hz CW Filter.....
SM220	Monitor scope.....
BS8	TS820 scan board for SM220.....
TL922	HF linear amplifier 160-10m/2kW P.E.P. ....
SP520	Speaker.....
YG3395C	CW filter.....
TS120V	80-10m mobile transceiver 20W P.E.P.....
TS130S	8 band 200W pep mobile transceiver .....
TS130V	8 band 20W pep mobile transceiver.....
SP40	New mobile speaker unit .....
TL120	80-10m 200W P.E.P. linear .....
PS20	AC power supply for TS120V .....
MB100	Mobile mounting bracket.....
YK88C	CW filter.....
SP120	Matching speaker.....
VFO120	Remote VFO.....
AT130	Antenna tuner (100W).....
PS30	AC PSU for TS120S, TS130 & TS180S.....
TS770E	2m 70cm all mode dual bander.....
SP70	Matching speaker.....
TR7600	2m synthesised mobile FM 10 Watt.....
TR7800	2m synthesised mobile FM 25 Watt.....
PS8	PSU for TR7625 only.....
TR2300	2m FM portable transceiver .....
VB2300	10W booster.....
MB2	Mobile mount.....
RA1	Helical rubber antenna .....
TS180S	160 10m Solida State Transceiver. Digital memory system. 200W pep .....
VFO180	External VFO .....
SP180	Speaker.....
AT180	1.8 30MHz antenna tuner .....
PB10	Pack of 10 ni-cad batteries.....
TR2300	Spare power lead .....
LAR'PS1200	Power supply unit and ni-cad charger for TR2200GX/ TR2300/TR3200 and ICOM portables. You can charge and operate at the same time .....
SRX30	0.5 to 30MHz SWL Receiver .....
HS5	Communications headphones, tailored response.....
HS4	Communications headphones, tailored response.....

**VHF AMATEUR RECEIVERS**

SR9	Tuneable/crystal 2m FM receiver 144 146MHz.....	46.00
AMR217B	Scanner. The best mains/battery operated .....	120.75

**HF MOBILE ANTENNAS**

'G' whip tribander helical 20/15/10.....	24.72
'G' whip multimobile 20/15/10.....	28.75
L.F. coils for the above whips (specify whether tribander or multi-mobile).....	6.56
Telescopic whips for the above.....	3.34
Base mounts for all 'G' whips.....	4.48

**VHF/UHF 'J' BEAM S. All 'J' Beam products available**

Famous Ringo Ranger 2m co-linear .....	27.60
Slim Jim 2m vertical.....	21.00
GDX2 VHF/UHF Discone Antenna 50-480MHz.....	39.50

**ROTATORS**

Sky King SU4000 .....	86.25
Sky King SU2000 .....	46.00
DR7500R Will take 3 element tribander.....	107.98
DR7600X Will take a 2 element 40 metre beam .....	135.00

**VHF MOBILE WHIPS A.S.P. (Telecoms Accessories)**

All ASP mobile antennas and accessories available

**NEW HF VERTICAL ANTENNA**

HF5	80 10m vertical.....	48.50
HF5R	Operational radial kit for roof mounting .....	28.00

**ICOM PRODUCTS**

IC24G	FM mobile synthesised transceiver 2m.....	199.00
IC202S	SSB portable (LAR PS1200 available!) 2m .....	169.00
IC211E	All mode 2m transceiver.....	450.00
IC255E	25 watt FM 2m mobile with memory and scanner.....	255.00
IC2E	2m FM hand portable .....	159.00
IC260E	2m all mode mobile .....	339.00
IC251E	All mode transceiver .....	479.00
IC720A	0.1 to 30MHz in 1MHz steps.....	795.00

Securicor delivery arranged if required

**HOW TO BUY!**

OFF THE PAGE - Simply choose the product and then complete the coupon and enclose cheque.

\*Open Mon-Fri 9.15-6.00pm

Saturday 9.15-5.30pm

\*H.P. Terms on request

**POST NOW**

I enclose cheque for £..... Plus 50p for Brochure \* to purchase..... \* delete if not applicable

Name.....

Address.....

CITY LIBRARY

No. 27

COOKRIDGE STREET

THE HEADROW

FROM THE SHOP - We're close to the station and car parks. Do call in and discuss your requirements.

Authorised Distributor for TRIO &amp; ICOM. JAY BEAM, ANTENNA SPECIALISTS, HILOMAST and MICROWAVE MODULES PRODUCTS, PLUS ASCOT

**LAR****LEEDS AMATEUR RADIO**27 Cookridge Street, Leeds 2  
Telephone: Leeds 452657

Post to: Leeds Amateur Radio, 27 Cookridge Street, Leeds 2.

TO BARCLAYCARD/ACCESS

I authorise you to debit my Barclaycard/Access Account with the amount of £..... My No. is

[ ] [ ] [ ] [ ] [ ] [ ] [ ] [ ] [ ] [ ]


Signature



PW7

PW8





# comment...

## Who's Kidding Who?

THIS MONTH, we begin "Passport to Amateur Radio", a revised and updated version of our very popular "So You Want to Pass the RAE?", and written by one of the co-authors of that series. Alongside the "Passport" will appear several articles dealing with other aspects of amateur radio.

The licensed amateur holds a unique position, with more freedom than enjoyed by most research and development labs. By passing a fairly elementary examination showing that he has an interest in radio techniques, and a basic knowledge of radio interference and how to avoid causing it, he is allowed to experiment with a wide range of communication methods on several frequency bands set aside for him, and with a minimum of official control.

Citizens Band, on the other hand, is a service intended for use by people with no knowledge or interest in the techniques of radio, but who want to talk to others within a fairly limited range. Because the service is going to be used by large numbers of unskilled operators, the transceivers must be "fool-proof" in operation, and meet a tight technical specification. It is surprising that the draft UK CB specifications do not lay down that samples of any transceiver must undergo Government Type Approval tests before it is put on sale, as is the case for every other service (taxis, ambulances, radiophones, etc.) where non-technical users are involved.

It appears that "home construction" of a CB transceiver will not be specifically prohibited, but a "manufacturer or assembler" will be responsible for ensuring that the equipment he produces conforms to the specification. In a factory, the test and quality control departments will take care of that, but how is a home constructor to make the necessary measurements? He would need access to many thousands of pounds-worth of instruments, or have to pay a considerable fee to a suitably-equipped laboratory to check his rig for him. And since he is testing only one sample, the specification says that all limits have to be bettered by a margin of 2dB!

Several magazines have proudly announced that they will be publishing CB transceiver designs for the home constructor, but it seems to me that they are badly misleading their readers by suggesting that this will be practicable, even if it is legally allowed.

*Geoff Arnold*



# services

## QUERIES

While we will always try to assist readers in difficulties with a *Practical Wireless* project, we cannot offer advice on modifications to our designs, nor on commercial radio, TV or electronic equipment. Please address your letters to the Editor, "Practical Wireless", Westover House, West Quay Road, Poole, Dorset BH15 1JG, giving a clear description of the problem and enclosing a stamped self-addressed envelope. Only one project per letter please.

Components for our projects are usually available from advertisers. For more difficult items, a source will be suggested in the "Buying Guide" box included in each constructional article.

## PROJECT COST

The approximate cost quoted in each constructional article includes the box or case used for the prototype. For some projects the type of case may be critical; if so this will be mentioned in the Buying Guide.

## CONSTRUCTION RATING

Each constructional project will in future be given a rating, to guide readers as to its complexity:

### Beginner

A project that can be tackled by a beginner who is able to identify components and handle a soldering iron fairly competently. Generally this category will be used for simple projects, but sometimes for more complicated ones of wide appeal. In this case, construction and wiring will be dealt with in some detail.

### Intermediate

A project likely to appeal to a wide range of constructors, and requiring only basic test equipment to complete any tests and adjustments. A fair degree of experience in building electronic or radio projects is assumed.

### Advanced

A project likely to appeal to an experienced constructor, and often requiring access to workshop facilities and test equipment for construction, testing and alignment. Constructional information will generally be limited to the more critical aspects of the project. Definitely not recommended for a beginner to tackle on his own.

## SUBSCRIPTIONS

Subscriptions are available to both home and overseas addresses at £11.80 per annum, from "Practical Wireless" Subscription Department, Room 2613, King's Reach Tower, Stamford Street, London SE1 9LS. Airmail rates for overseas subscriptions can be quoted on request.

## BACK NUMBERS AND BINDERS


Limited stocks of some recent issues of *PW* are available at 95p each, including post and packing to addresses at home and overseas.

Binders are available (Price £4.30 to UK addresses and overseas, including post and packing) each accommodating one volume of *PW*. Please state the year and volume number for which the binder is required.

Send your orders to Post Sales Department, IPC Magazines Ltd., Lavington House, 25 Lavington Street, London SE1 0PF. All prices include VAT where appropriate.

Please make cheques, postal orders, etc., payable to IPC Magazines Limited.





Communication by radio is now very commonplace and we are no longer amazed by the policeman or woman talking to HQ over a hand-held radiophone. Mobile radios are standard equipment for taxis, public service vehicles and many others. All these users are licensed to **operate** commercially made communication equipment which is of a type tested and approved by the licensing authority, the Home Office. The user does not need to have any technical knowledge.

In contrast, the radio amateur is licensed to "use his Station for the purpose of sending to and receiving from, other licensed amateur stations, as part of the self-training of the Licensee in communication by wireless telegraphy/telephony".

Although the Licence infers that amateur radio is a strictly male preserve, there are in fact many YL operators too, some sharing their husband's equipment, some having their own.

As the amateur's equipment may be home built and experimental, it is essential that he (or she) has an understanding of how it works.

Before the Home Office will issue an Amateur Licence, one of the conditions to be satisfied is proof of the would-be amateur's technical competence and knowledge of the licensing conditions, in short, a "pass" in the Radio Amateur's Examination (RAE).

## The Old . . .

There have been wireless (radio) amateurs since the very beginning of wireless communication, but it was in 1905 that the first printed "licence to use Wireless Telegraphy for Experimental Purposes" was issued to a wireless amateur in this country.

It is interesting to note that one of the first licensees was

Our thanks to Mike Joy G8HBQ, for the use of his amateur station in our cover photograph.

Professor J. A. Fleming, the inventor of the thermionic diode which was used extensively in the very first valved radio receivers.

In 1910 the Post-Master General decided that all holders of experimental licences should be given a distinctive call sign (consisting of 3 letters, one of which was always an X) and that this should be sent at the end of each transmission.

The London Wireless Club (the forerunner to the Radio Society of Great Britain) was formed in 1913 and by 1914, the start of the First World War, there were about 2150 wireless licences in force, approximately 1600 of these being for experimental transmitting stations.

The period between the wars was a very exciting time for radio amateurs, pioneering as they did, the *spanning* of the Atlantic on the so-called "useless short waves", below 200 metres.

In 1922 the London Wireless Society (formerly Club) became the Radio Society of Great Britain (RSGB) which today is still our national society, representing and protecting the interests of the British radio amateur on the national and international scene.

The year 1929 saw the first six internationally agreed short-wave bands allocated specifically for amateur radio use. Five of these bands have remained substantially unchanged to the present day.

The Oxford Dictionary states that an amateur is "one who cultivates a thing as a pastime", but it was at the International Telecommunications Convention, in the USA in 1947, that amateur radio was defined as "A series of self-training, intercommunication and technical investigations, carried on by duly authorised persons, interested in radio technique solely with a personal aim and without pecuniary interest". Although it is a bit of a mouthful, I think you will agree that amateur radio must surely be the only hobby ever, to have been defined by an international treaty, drawn up by 90 nations.

## And the New . . .

Let us now move to the present day and look at the 14 frequency bands available to the British radio amateur.

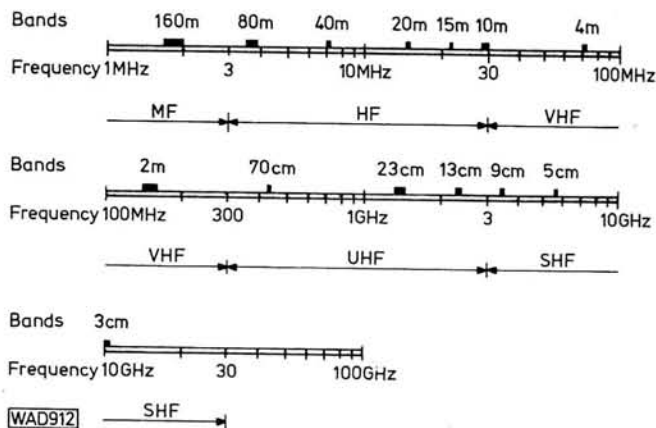


Fig. 1

It is in these bands that the radio amateur is able to communicate with fellow amateurs in the UK and all over the world.

You may think that a radio amateur must be a professional technician or engineer; not at all, radio amateurs have all kinds of jobs and backgrounds, but they do have something in common in that they are interested in one or more aspects of amateur radio communication or experimentation.



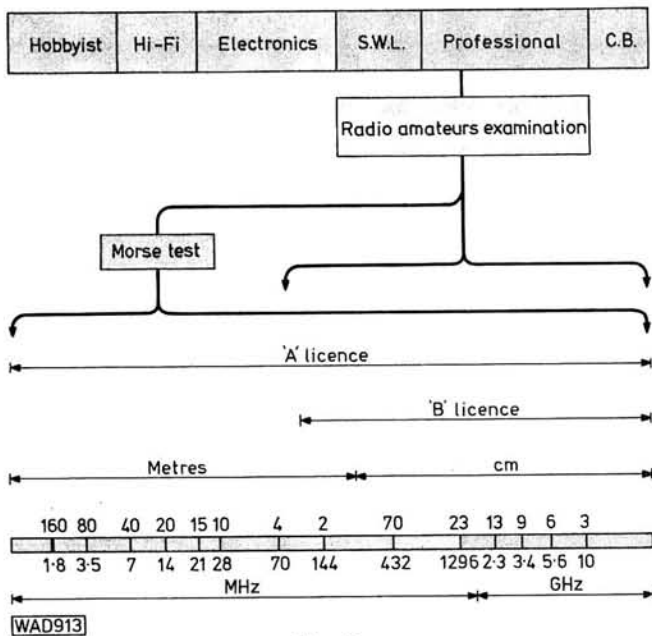


Fig. 2

The prospective radio amateur is probably keen on a practical hobby, interested in hi-fi or electronics, he may be in electronics professionally, a keen short wave listener or CB enthusiast. At this point the amateur radio bug usually bites, which means that the enthusiast must study for, sit and pass the RAE in order to obtain his licence.

After passing the RAE he can immediately apply for the Amateur Class B licence, which allows him to transmit on amateur bands above 100MHz. Alternatively, he may wait and pass the Morse test and then apply for the full Amateur Class A licence.

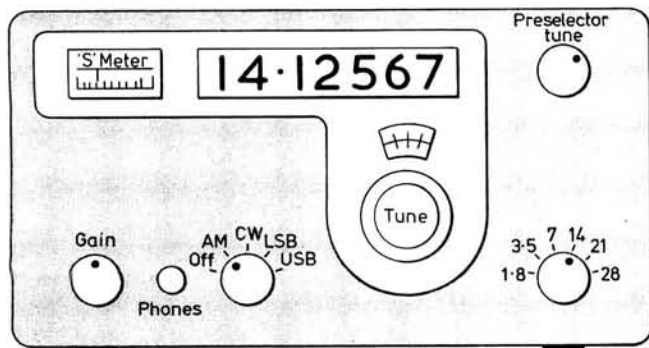
Many radio amateurs obtain their Class B licence first and then, after gaining some operating experience, pass the Morse Test and re-apply for a Class A licence in place of their Class B licence.

Often radio amateurs have first spent some time as a short wave listener (s.w.l.) or, if they have joined the RSGB (as I hope you will be doing), as a British Receiving Station (BRS).

You will learn a lot about short wave conditions and amateur radio operating by listening on the amateur bands, but to do this you will, of course, need a receiver.

You can purchase a new communications receiver for £100 – £200. For example the Lowe SRX-30 (reviewed in *PW* August 1980) or the Yaesu FRG-7 (reviewed in *PW* July 1980).

The main features of a suitable receiver are shown in Fig. 3.



WAD914

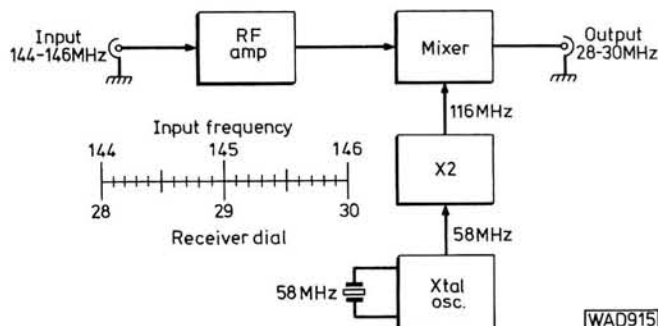
Fig. 3

The portable multiband receivers sold by hi-fi shops are not usually suitable for serious listening on the amateur bands, mainly because they do not have a beat frequency oscillator (b.f.o.) and the dial accuracy and frequency stability are inadequate.

You can sometimes find an old wartime h.f. communications receiver such as the British CR100 or American AR88 or BC348 etc., for £10 – £30, or one of the Eddystone range of receivers such as the 640 (1947 vintage) up to the 880 (1956) at £15 – £50.

These receivers usually cover several of the amateur bands in the range 1.8 to 30MHz (160 to 10 metres). If you are interested in listening on the v.h.f. or u.h.f. bands, then a frequency converter (usually just called a “converter”) can be used in conjunction with your h.f. receiver to tune the band required. A separate converter is required for each band.

For example, a converter-receiver arrangement for the 2 metre band 144–146MHz, is shown in Fig. 4.



WAD915

Fig. 4

If you decide to build a 2 metre converter then designs and printed circuit boards are available (2m MOSFET converter *PW* October 1978) or there is plenty of choice at around £20 if you wish to purchase one.

Amateur radio transmissions can use different types of modulation to convey the information, some of the types you may come across are shown in Fig. 5.

WAD916*				Receiver demodulation	
Emission class	Modulation	Description	Popular terms	Beat-frequency oscillator	Discriminator
A1-A1A	Telegraphy	On-off keying	Morse c.w.	Yes	No
A3J-J3E	Telephony	Amplitude modulation single sideband suppressed carrier	Phone ss.b.	Yes	No
F3-F3E	Telephony	Frequency (or phase) modulation	f.m.-n.b.f.m.	No	Yes

Fig. 5

Amateur radio is a hobby which is pursued mainly at home and naturally it affects the rest of the family. On a more personal note now, I obtained my licence in 1953. I was single and living with my parents at the time and my radio “shack” was a corner of my bedroom.

I think it is very important to encourage your young lady (YL) or wife (XYL) to take part in your amateur radio hobby and not exclude her from it. She may become sufficiently interested to pass the RAE and obtain a licence herself.

My XYL and I married in 1954 and for the first three years my shack was in the second bedroom, it was warm and comfortable and I could work late into the night with the minimum of disturbance.

continued on page 61 ▶▶▶





# 'EXE'

## MICROWAVE TRANSCEIVER

Part 3

Dick GANDERTON G8V FH & John M. FELL G8MCP

The mechanical engineering involved in the PW Exe project should now be complete and we can turn to the more conventional electronic engineering. However we will be giving details of simple modifications for other types of doppler burglar alarm heads later in the series.

The various circuits comprising the i.f. strip and audio processing sections were described in the first part of the series and the majority of this circuitry is built on one p.c.b. The remaining part of the i.f. is an Ambit EF5803 module which is used as purchased. This module is, in effect, a very high performance v.h.f. Band II tunerhead covering the frequency range 88 to 108MHz.

The p.c.b. carrying the components for the 10.7MHz i.f. section together with the audio processing, modulator and 9V stabilised supply should present little difficulty to the constructor. It may be necessary to open up the holes to accept the two tags of the quadrature coil L2. Integrated circuit holders can be used if the constructor is averse to applying heat to the pins of his i.c.s.

Veropins are inserted in the holes shown in Fig. 10 to allow the leads to the various controls to be easily attached to the p.c.b.

One or two components were omitted from the circuit diagram (Fig. 4). C32, 0.1 $\mu$ F is fitted between the microphone socket and R51; C33, 22nF provides a means of removing ringing on the microphone amplifier and C9 has been reduced in value to 0.1 $\mu$ F. S2 and S3 can be combined into a s.p.d.t. switch with a centre off position.

It is suggested that the resistors and diodes are inserted into the appropriate holes first followed by the i.c. sockets, Veropins and presets. The last components to be fitted should be the electrolytic capacitors. Do not forget the two wire links.

The diecast box was described last month and the controls, meter and sockets should now be fitted into place. The EF5803 module is held in position on edge at the front of the box by its edge connector and a clip at the other end. The edge connector is bolted to the end of the box using two brackets which fit into the connector moulding. Full details of the connections to the EF5803 are given in the instruction provided with each module.

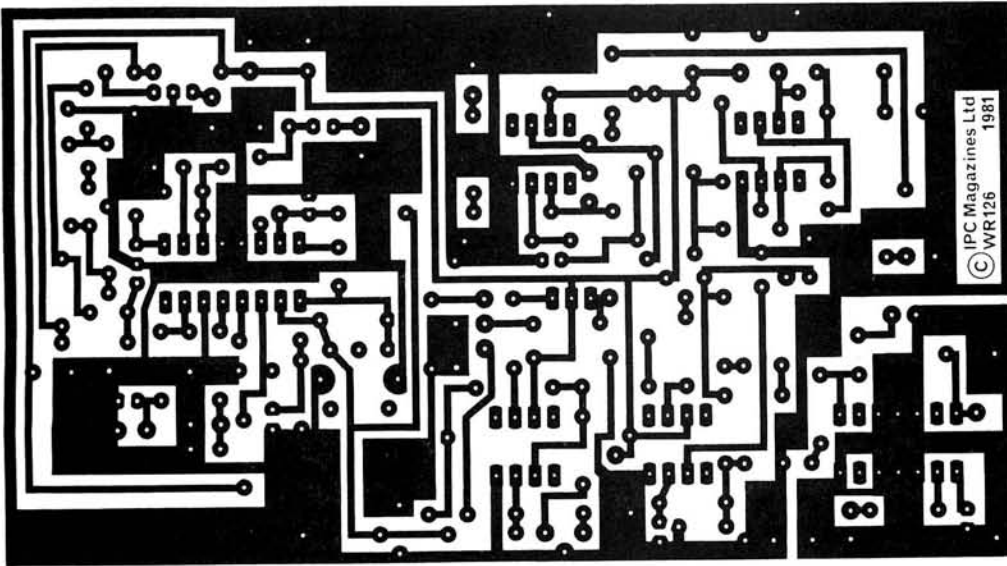
Earthing arrangements are very important if the full potential of this tunerhead is to be realised and to achieve this a 16 s.w.g. tinned copper wire earthing bar is soldered alongside the edge connector. All earths to the module are made to this bar.

To cut down on pick-up problems all the internal wiring is made using a small size screened lead. For some of the leads the screened twin version can be used.

**The specially designed parabolic dish used in the PW Exe is available by post from the Editorial Offices as detailed in last month's issue. M & B Radio (Leeds), 86 Bishopgate Street, Leeds LS1 4BB will be selling these dishes at their shop and also at rallies.**







**WARNING**  
 Microwave energy can cause damage to the tissues of the eye. Whilst there is no risk during normal working of the PW Exe under no circumstances should you look down the waveguide or into the microwave head cavity during operation.


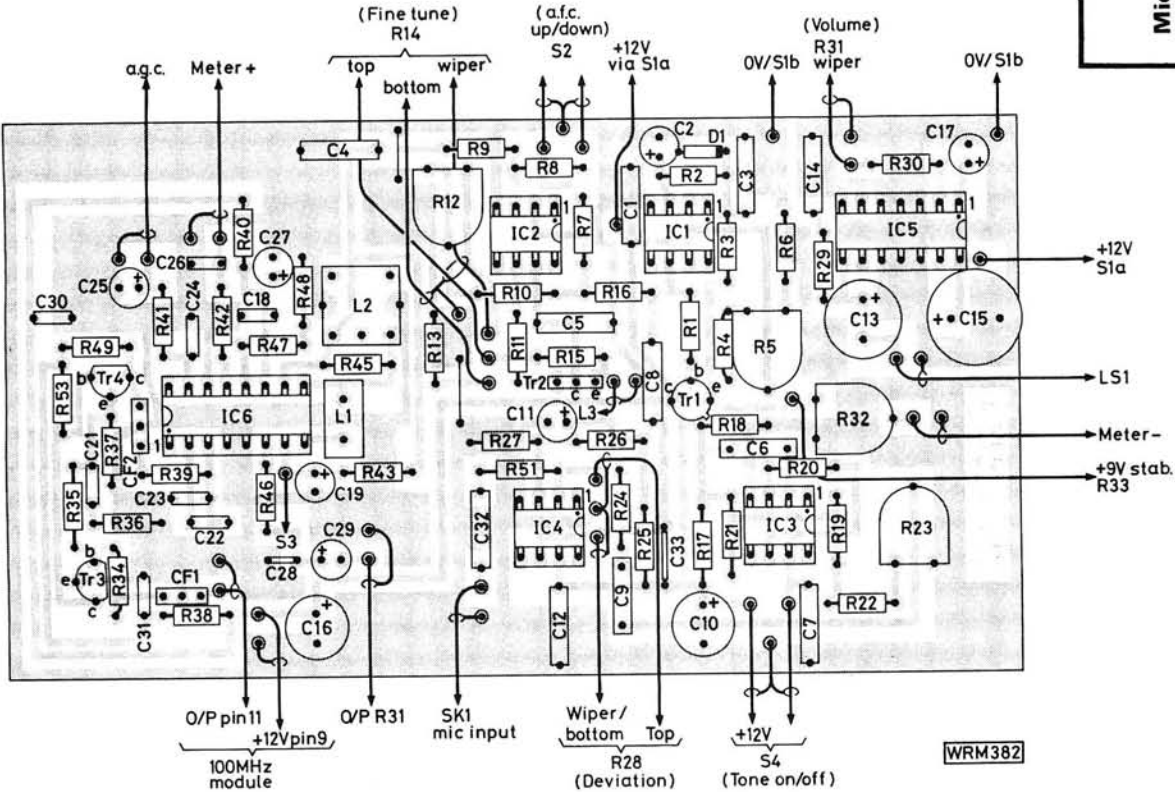
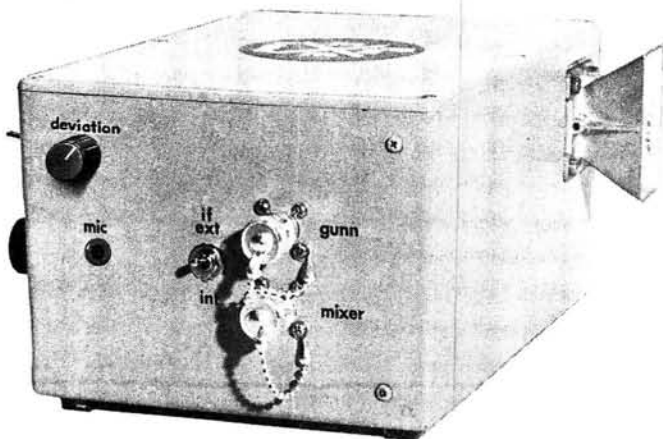


Fig. 9: (Top) the p.c.b. copper track pattern shown full size. Fig. 10: (Above) the component placement drawing for the PW Exe. Note that most of the leads from this board are in screened cable


(Left) The completed p.c.b. before attaching the flying leads





Readers who intend to operate the PW Exe should be in possession of the appropriate licence issued by the Home Office to those who have passed the City and Guilds Radio Amateurs' Examination. Details may be obtained from: The Home Office, Radio Regulatory Department, Amateur Licensing Section, Waterloo Bridge House, Waterloo Road, London SE1 8UA.

These two pictures show the relative positioning of the controls on the front and end of the diecast box. Used in conjunction with the dimensioned drawing Fig. 8 the controls can be correctly placed. The TUNE control (R14) is positioned in the end of the box below the micrometer head



## ★ components

### Resistors

$\frac{1}{4}$ W carbon film 5%

2.7 $\Omega$	1	R29
10 $\Omega$	1	R36
56 $\Omega$	1	R38
100 $\Omega$	2	R37,40
330 $\Omega$	3	R34,39,49
470 $\Omega$	2	R11,47
1k $\Omega$	3	R1,3,35
1.2k $\Omega$	1	R8
1.5k $\Omega$	1	R52
1.8k $\Omega$	2	R25,50
2.2k $\Omega$	1	R46
3.3k $\Omega$	1	R45
3.9k $\Omega$	2	R15,53
4.7k $\Omega$	4	R17,18,30,51
5.6k $\Omega$	1	R6
8.2k $\Omega$	2	R13,26
10k $\Omega$	10	R2,4,7,10,16,22,27,41,42,43
33k $\Omega$	1	R48
47k $\Omega$	1	R19
56k $\Omega$	1	R9
100k $\Omega$	3	R20,21,24

### Semiconductors

#### Diodes

1N5401	1	D2
Red l.e.d.	1	D3
BZY88C3V3	1	D1

#### Transistors

BC108	1	Tr1
BD135	1	Tr2
BF224	2	Tr3,4

#### Integrated circuits

741	4	IC1,2,3,4
LM380	1	IC5
CA3089	1	IC6

### Potentiometers

Min. horizontal trimmers

1k $\Omega$	2	R5,23
22k $\Omega$	1	R32
500k $\Omega$	1	R12

#### Carbon track

10k $\Omega$ log.	1	R31
10k $\Omega$	1	R14
100k $\Omega$	1	R33
1M $\Omega$	1	R28

### Capacitors

#### Ceramic disc

10nF	7	C6,18,21,22,24,26,31
22nF	1	C23
0.1 $\mu$ F	11	C1,3,4,5,7,8,9,12,14,30,32

#### Ceramic plate

47pF	1	C28
220pF	1	C20

#### Electrolytic, p.c.b. mounting

1 $\mu$ F 63V	1	C27
4.7 $\mu$ F 50V	2	C25,29
10 $\mu$ F 16V	3	C2,11,19
22 $\mu$ F 16V	1	C17
100 $\mu$ F 16V	2	C10,16
470 $\mu$ F 16V	1	C13
1000 $\mu$ F 16V	1	C15

### Miscellaneous

Ambit EF5803 tunerhead module; 100 $\mu$ A edge meter; 5 x 3inch speaker 8 $\Omega$ ; p.c.b.; 10 $\mu$ H choke; Toko KACSK586HM; Toko 7BA144LY220, 22 $\mu$ H choke; Toko CFS/SFE filters (2); s.p.s.t. min. toggle switch, d.p.d.t. min. toggle switch; s.p.d.t. centre off min. toggle switch; Veropins; Screened cable; Knobs; 3.5mm jack; Min. 3p. non-reversible connector; 1.6A fuse and holder.



The screens are soldered at one end only, to the appropriate Veropin on the p.c.b., keeping the unscreened part of the lead as short as is possible.

The wiring from the power supply socket to the fuse holder switch should be made in heavy gauge insulated wire to minimise voltage drop problems. Screening these wires is not necessary. Note that the audio amplifier has its own separate 12V and 0V feeds taken directly from the ON-OFF switch. D2 is connected from the fuse holder to the 0V side of S1b. R52 and D3 are mounted on the front panel of the diecast box and connected to the nearest source of +12V. The prototype used S4 for this.

Two b.n.c. sockets are fitted to the side of the box together with a d.p.d.t. switch to enable the electronics to be used with an external microwave head. The switch is connected so as to change the i.f. input and modulator outputs between either the internal head or the sockets. A separate earthing tag must be used at each b.n.c. socket.

The modulator output is wired up using screened lead throughout with the r.f.c. (L3) soldered directly onto the Gunn diode post. Wiring for the Schottky mixer diode is carried out in a good quality 50Ω coaxial cable of as small a diameter as possible. Remember the warning given in Part 2 about the earthing strap across the Schottky.

When the p.c.b. has been completed and all the leads fitted the board can be fastened to the floor of the box using either suitable p.c.b. mounting pillars or Sticky Fixers.

## Setting Up

The p.c.b. can be checked out before mounting in the box and the 9V regulated output set to between 9 and 9.5V using R5. The actual voltage is not critical but the EF5803 module requires up to 9.5V to enable it to tune up to 108MHz.

The Gunn voltage should be capable of being varied using the FINE TUNE control R14 and should be set initially at about +7.5V with a.f.c. switched out.

With a meter set to read about 3V connected across R43 adjust the core of L2 for zero volts on the meter.

It should be possible to tune in several v.h.f. radio stations using R33 so select a weak signal and carefully adjust the final i.f. transformer for maximum output. Note the instructions given with the module as to carrying out this operation.


The meter reading can be adjusted with R32 to give a suitable deflection with a really strong input signal.

If an oscilloscope is available then the modulator can be set together with the microphone amplifier output and tone generator output. Measured at the Gunn diode the modulation level should be 200mV. If a scope is not available then the modulation will have to be set up in conjunction with another working system. In this case R23 must be set to give minimum tone output and R28 set for minimum gain (zero resistance) to start with.

When you are satisfied that the system is working properly you can try out the a.f.c. loop. The gain of the loop is set by R12 which also sets the modulator gain. With a.f.c. switched in and set to either position there should be no change in Gunn diode voltage. If there is, then the quadrature coil L2 will have to be re-adjusted. The modulator gain is set by R12 and should be adjusted to give the desired a.f.c. action.

## Next Part

Final setting up of such things as modulator gain and i.f. tuning will be covered in the next part along with a general guide to operation on the 10GHz band.



Aerials and aerial accessories are very definitely among the most popular topics covered in *Practical Wireless*. In response to requests from readers, we've reprinted a selection of articles from the past three years, plus two new features—one by Ron Ham on v.h.f. propagation, the other describing the "Ultra-Slim Jim", a new version of that most popular 2-metre aerial design by Fred Judd.

*Out of Thin Air* has 80 pages, 295 × 216mm, and is available from Post Sales Department, IPC Magazines Ltd., Lavington House, 25 Lavington Street, London SE1 0PF, price £1.50 including postage and packing to UK addresses, or £1.80 by surface mail overseas. Please ensure that your name and address are clearly legible.

### OUT OF THIN AIR

Please send your order and remittance to:

**IPC Magazines Ltd., Post Sales Department,  
Lavington House, 25 Lavington Street,  
London SE1 0PF**

Please send me.....copies at £1.50 each to include postage and packing (£1.80 surface mail overseas)

I enclose P.O./Cheque No..... Value .....

UK remittances must be by crossed postal order or cheque (name and address on back please) and made payable to IPC MAGAZINES LTD

**NAME** .....  
(BLOCK LETTERS)

**ADDRESS** .....  
(BLOCK LETTERS)

.....  
.....

..... Post Code .....

Remittances with overseas orders must be sufficient to cover despatch by sea or air mail as required. Payable by International Money Order only

Company registered in England. Regd. No. 53626

A subsidiary of Reed International Limited

— Cut round dotted line —



# A1A J3E

## All change!

### - the new

# emission

# codes

# F3E G3E

Although the most talked-about changes resulting from the deliberations of the 1979 World Administrative Radio Conference in Geneva (WARC '79) are in frequency allocations, there are others which will have some effect on radio amateurs and those studying for the RAE. Among these is a new set of codes for specifying radio emissions, which will come into use officially on 1 January 1982.

Most amateurs talk about emission types using abbreviations such as c.w. (continuous wave) for Morse code signals; s.s.b. for single-sideband, suppressed-carrier signals; and f.m. for narrow-band frequency-modulated (or phase-modulated) signals. The licence, however, uses the codes A1, A3J and F3 respectively to refer to these, and lists several other emission modes available for amateur use as well. Now, all these codes are to be changed, presumably on the grounds that they were not detailed enough to describe the many new types and variations of modulation which have come into use. Under the new codes, A1 becomes A1A (assuming it is to be received by human (non-automatic) means), A3J becomes J3E, and F3 becomes F3E for frequency-modulated telephony, or G3E if it's phase modulated.

The complete table of codes, extracted in slightly modified form from the new *Radio Regulations*, is shown in Table 1. A conversion table for the codes mentioned in the UK Amateur Licence will be published in a future issue of *PW*.

## Bandwidth

Associated with the emission code is another code which designates the r.f. bandwidth of the emission. In the amateur service, the licence merely says that the radiated energy shall be kept within the narrowest possible frequency band, having regard to the class of emission in use, although certain standards have come to be accepted to ensure that transmitters and receivers are broadly compatible. It is very important to keep bandwidth in mind when operating near the band edges. For example, an upper-sideband telephony signal based on a carrier frequency of 29.699MHz would go well beyond the upper

limit of the 10m amateur band at 29.700MHz, and could invite the attention of one of the international frequency monitoring stations.

In all types of professional radio communications the bandwidth allowed to be used is closely defined in the relevant equipment specification issued by the Home Office. For the benefit of readers involved in such communications, the new bandwidth code is as follows:

The necessary bandwidth shall be expressed by three numerals and one letter. The letter occupies the position of the decimal point and represents the unit of bandwidth. The first character shall be neither zero nor K, M or G.

Necessary bandwidths:

between 0.001 and 999Hz shall be expressed in Hz (letter H);

between 1.00 and 999kHz shall be expressed in kHz (letter K);

between 1.00 and 999MHz shall be expressed in MHz (letter M);

between 1.00 and 999GHz shall be expressed in GHz (letter G).

Examples:

0.1Hz	= H100	2.4kHz	= 2K40	180.7kHz	= 181K
25.3Hz	= 25H3	6kHz	= 6K00	4.5MHz	= 4M50
100Hz	= 100H	180.4kHz	= 180K	5.65GHz	= 5G65

## Breaking You In Gently

To get everyone used to the new emission codes, the Home Office has asked the technical press to use the existing and new codes in parallel during the remainder of 1981, so that the examples given at the beginning of this article become:

A1 — A1A

A3J — J3E

F3 — F3E or F3 — G3E as appropriate.



# J 3 E

FIRST SYMBOL	SECOND SYMBOL	THIRD SYMBOL
TYPE OF MODULATION OF THE MAIN CARRIER	NATURE OF SIGNAL(S) MODULATING THE MAIN CARRIER	TYPE OF INFORMATION TO BE TRANSMITTED*
<p>N Emission of an unmodulated carrier</p> <p><i>Emission in which the main carrier is amplitude-modulated (including cases where sub-carriers are angle-modulated):</i></p> <p>A Double-sideband</p> <p>H Single-sideband, full carrier</p> <p>R Single-sideband, reduced or variable level carrier</p> <p>J Single-sideband, suppressed carrier</p> <p>B Independent sideband</p> <p>C Vestigial sideband</p> <p><i>Emission in which the main carrier is angle-modulated:</i></p> <p>F Frequency modulation</p> <p>G Phase modulation</p> <p>D Emission in which the main carrier is amplitude- and angle-modulated either simultaneously or in a pre-established sequence</p> <p><i>Emission of pulses*:</i></p> <p>P Unmodulated sequence of pulses</p> <p>K A sequence of pulses modulated in amplitude</p> <p>L A sequence of pulses modulated in width/duration</p> <p>M A sequence of pulses modulated in position/phase</p> <p>Q A sequence of pulses in which the carrier is angle-modulated during the period of the pulse</p> <p>V A sequence of pulses which is a combination of the foregoing or is produced by other means</p> <p>W Cases not covered above, in which an emission consists of the main carrier modulated, either simultaneously or in a pre-established sequence, in a combination of two or more of the following modes: amplitude, angle, pulse</p> <p>X Cases not otherwise covered</p>	<p>0 No modulating signal</p> <p>1 A single channel containing quantised or digital information without the use of a modulating sub-carrier*</p> <p>2 A single channel containing quantised or digital information with the use of a modulating sub-carrier*</p> <p>3 A single channel containing analogue information</p> <p>7 Two or more channels containing quantised or digital information</p> <p>8 Two or more channels containing analogue information</p> <p>9 Composite system with one or more channels containing quantised or digital information, together with one or more channels containing analogue information</p> <p>X Cases not otherwise covered</p> <p>*This excludes time-division multiplex.</p>	<p>N No information transmitted</p> <p>A Telegraphy—for aural reception</p> <p>B Telegraphy—for automatic reception</p> <p>C Facsimile</p> <p>D Data transmission, telemetry, tele-command</p> <p>E Telephony (including sound broadcasting)</p> <p>F Television (video)</p> <p>W Combination of the above</p> <p>X Cases not otherwise covered</p> <p>*In this context the word "information" does not include information of a constant, unvarying nature such as provided by standard frequency emissions, continuous wave and pulse radars, etc.</p>

Modulation used only for short periods and for incidental purposes (such as, in many cases, for identification or calling) may be ignored provided that the necessary bandwidth is not thereby increased.

\*Emissions, where the main carrier is directly modulated by a signal which has been coded into quantised form (e.g. pulse code modulation), should be designated under amplitude- or angle-modulation as appropriate.

**Table 1—Emission Code**



# air test

## USER REPORTS ON SETS AND SUNDRIES

### SOAR FC-841 Frequency Counter



It's not so many years ago that digital frequency meters came in 19in bench-top rack cabinets and, if you were so unwise as to think of doing so, required two strong men to move them. They weren't very easy to use, either. Then they started to benefit from space technology, and you could buy a very good 50MHz counter/timer for around a thousand pounds (mid-1960's pounds, that is), that could be carried by one man, providing it wasn't too far. I could go well over a hundred yards without changing hands!

Since then, as with most electronic units, they've got even smaller, and are just about at the limit, that the space needed for the display and controls will allow. They've got cheaper, too, and counters with a very creditable performance are now within range of the enthusiast's pocket. The latest to come our way, and one which I must admit appeals to me personally, is the FC-841 by the Soar Corporation of Japan.

The FC-841 is a real "pocket-size" instrument, measuring 32 x 100 x 120mm, excluding protrusions like feet, tilt stand and input socket, and weighs around 550g. Tests carried out by the importers, Holdings of Blackburn Ltd., produced the following performance figures: Frequency range: 10Hz-65MHz (45MHz on internal batteries). Sensitivity: better than 30mV over most of range (60mV on internal batteries). Time base accuracy: not worse than  $\pm 0.3$ p.p.m. (0.0003%), or 1.5p.p.m. (0.0015%) on internal batteries. Time base drift: less than

0.3p.p.m. from 1 minute to 1 hour after switch-on. The checks which we carried out certainly showed the frequency accuracy and drift to be very good indeed, when checked against standard frequency station WWV by the transfer oscillator method. Holdings are prepared to guarantee an accuracy of  $\pm 0.0002\% \pm 1$  digit, and a sensitivity of 60mV at room temperature, on all units sold.

The display is a 4-digit, red l.e.d. type, with digits 10mm high. Here, I must voice my only criticism of the unit, and that is that the display is dim—no good putting it next to the window in sunlight, or under a bright desk-lamp. Apart from the ON/OFF switch, the only external control is a GATE switch, which controls the length of time that the counter gate is open, and hence the frequency range displayed. In the "kHz" position of the switch, the display indicates tens of kilohertz, with a resolution of 10Hz, and in the "MHz" position, it indicates tens of megahertz, with a resolution of 10kHz—the decimal point stays between the second and third digits. To measure a high frequency, say 28.325MHz, you would set the switch

first to "MHz", when the display would read 28.32 or 28.33 (the last digit of a counter is always subject to a possible error of  $\pm 1$  digit). Switching then to the "kHz" range, the display should read 25.00 if the measured frequency is accurate, though again, there is a possible  $\pm 1$  error in the final digit which indicates tens of hertz.


This procedure does take a little getting used to, and you have to be specially careful when the final digit of the "MHz" reading is around the zero area, but it causes no problems with a little practice. If you have a real 8-digit counter, you tend to ignore the most significant digits when you are trying to read a frequency accurately. In the FC-841, the display does the ignoring for you!

The input impedance is  $1M\Omega$  plus stray capacity, and the input connector is a BNC socket. The power supply can be internal, using four AA-size (Penlight) cells which fit into a battery compartment under the unit, or external in the range 8-11V d.c., or 14V via a  $15\Omega$  resistor.

All the circuitry of the unit is housed on two p.c.b.s, one for the display, controls and input connector, the other the "works", which include 11 i.c.s and five transistors. All components are identified on the p.c.b., and the whole is very neatly assembled. The manufacturer's Operator's Manual is a bit sketchy, and written in the usual Oriental English, but Holdings provide a very useful leaflet with a translation and some additional information. No servicing data is given.

The Soar FC-841 costs £45.00 including VAT, which buys you the basic unit less batteries, leads, etc. The recommended power unit for a.c. mains operation is £7, and a pre-scaler to extend the frequency range to 500MHz is available at £23. A charge of £1 is made to cover post and packing. For further details contact **Holdings Photo Audio Centre, 39/41 Mincing Lane, Blackburn BB2 2AF, telephone: Blackburn (0254) 59595/6**, to whom we offer our thanks for the loan of the review sample.

G. C. Arnold G3GSR





**REMEMBER: When you deal with SMC you get:**

The SMC 2-year guarantee on Yaesu. The speedy free Securicor service. The security of dealing direct with the largest authorised importer. The spacious, very well equipped, ably staffed test and service facility. The knowledge that we carry tens of thousands of pounds of spare parts. Our discreet "instant" H.P. Our personal export documentation scheme. Our in-person, or over the 'phone, time saving credit card acceptance. Our honest advice and evaluation of part exchange equipments' worth. Our deep interest and knowledge in most facets of our common hobby.


**AND DO NOT FORGET THE FREE FINANCE SCHEME**

Give us a ring for full details (subject to clearance and a minimum of £100 invoice) we will help you to enjoy new regular priced Yaesu, KDK, Gem Quad, Ascot, SMCHS, CDE, Hy Gain, Stolle, Channel Master, SMC, Hansen, MFJ, KLM, Mirage, and Hi-Mound - Tomorrow! (You pay only The Cash Price!!!).



**FRG7700 £309**  
0-15 30MHz General Coverage Receiver. AM/SSB/CW/FM (Memory Version £389)

**FT202R £109**  
1W. 6 chnl. 2m Handheld



**FT207R £195**  
3W. 2m 12½ kHz Synthesized

**POWER UNIT**

**RU120406 £15**  
4 amps const. 6 amps surge = 13.8V. Low ripple.

**RS120810 £30**  
8 amps const. 10/11 surge = 13.8V. Full foldback etc.

**SS122535 £99**  
25 amps const. 35 surge = 13.8V. Foldback, short circuit proof etc.

**FT404R £179**  
3W. 6 chnl. 70 cms Handheld



**FT708R £199**  
1W. 70 cms 25kHz Synthesized



**FRG7 £199**  
0-5 30MHz General Coverage Receiver. 230V ac. 12V dc. + Battery pack. AM/SSB



**FT480R £359**  
2m, Synthesized. 25, 12½, 1kHz steps FM 1kHz, 100, 10Hz, steps SSB, 10W PEP.



**FT780R £409**  
70cm, Synthesized. 100, 25, 1kHz steps FM. 1kHz, 100, 10Hz steps SSB, 10W PEP



**FT707 £529**  
10-80m. 100W PEP, SSB, AM, CW. Variable IF Bandwidth. Digital. 8 Bander. (10W model £455)



**FT902DM £799**  
10-160m. SSB, CW, AM, FM, Deluxe Digital, Kayer, fan, variable bandwidth etc.

\* FT902DE £713.00  
\* FT902D £724.50



**FT101ZFM £529**  
10-160m. SSB, CW, Digital, Variable IF width (FM or AM, Digital or Analogue).

\* FT101ZAM £515 \* FT101ZDM £585  
\* FT101ZDFM £599

★ PRICES INCLUDE VAT @ 15%

★ FREE SECURICOR DELIVERY

★ 2 YEAR IMPORTER WARRANTY

**SMC SOUTH MIDLANDS COMMUNICATIONS LIMITED**

S. M. HOUSE, OSBORNE ROAD, TOTTEN, SOUTHAMPTON, SO4 4DN, ENGLAND  
Tel: Totton (0703) 867333, Telex: 477351 SMCMM G, Telegram: "Aerial" Southampton

**S.M.C. Agents**  
G3ZUL Steurbridge (03843) 5917  
GM8GEC Edinburgh (031665) 2420  
G13WVY Tandragee (0762) 840656  
G13KDR Bangor (0247) 55162  
GW3TMP Pontyodkin (035287) 846/324  
GW8EBB Swansea (0792) 872525  
G1AICD Jersey (0534) 29788  
G4EQS REDCAR (0642) 480808

**S.M.C. (Leeds) BRANCH**  
LEEDS,  
Colin Thomas, G3PSM  
257 Otley Road,  
Leeds 16, Yorkshire.  
Leeds (0532) 782326  
9-5.30 Monday-Saturday

★ **S.M.C. (Jack Tweedy) LTD**  
CHESTERFIELD,  
Roger Beines, G3Y80  
102 High Street,  
New Whittington, Chesterfield.  
Chesterfield (0246) 453340  
★ 9-5 Tuesday-Saturday

★ **S.M.C. (Jack Tweedy) LTD**  
WOODHALL-SPA,  
Jack Tweedy, G3ZY  
150 Horncastle Road,  
Woodhall Spa, Lincolnshire  
Woodhall Spa (0526) 52793  
★ 9-5: Tues-Sat (+ appointments)



# GAREX (G3ZV1)

**RESISTOR KITS** a top-selling line for many years. E12 series, 5% carbon film, 10Ω to 1M, 61 values, general purpose ratings  $\frac{1}{4}$ W or  $\frac{1}{2}$ W (state which)

Starter pack 5 each value (305 pieces) **£3.10**

Standard pack 10 each value (610 pieces) **£5.55**

Mixed pack, 5 each  $\frac{1}{4}$ W +  $\frac{1}{2}$ W (610 pieces) **£5.55**

Giant pack, 25 each value (1525 pieces) **£13.60**

**NICAD RECHARGEABLES** physically as dry cell: AA(U7) **£1.30**; C(U11) **£3.35**; PP3 **£5.55**. Any 5+: less 10%, any 10+: less 20%.

**AMPLIFIER MODULE** new, fully assembled 6W IC unit, 12V DC. Low impedance (4-8Ω) input and output for extn. speaker amplification, with circuit **£2.75**

**CRYSTALS FOR 28.5MHz** 3rd. overtone, suit most 'CB' rigs. 28.5MHz Tx and 28.045MHz Rx. HC18U **£4.60 per pair**

**CRYSTAL FILTER** 10.7MHz, 12 $\frac{1}{2}$ kHz channel spacing, ITT type 901C **£6.90**

**CO-AXIAL CONNECTORS & ADAPTORS** see full list.

**PL259** UHF plug with reducer **75p**; SO239 UHF socket, panel mtd. **60p**; 2 x **SO239** inline coupler **£1**; 2 x **PL259** inline coupler **£1**.

Any 5+ connectors: less 10%

**HT TRANSFORMER** multi-tap pri.; 5 secs.: 35v 200mA, 115v 150mA, 50v 500mA, 150v 300mA, 220v 300mA **£5**

**HT CHOKE** top grade type, 9H 240mA **£3.50**

**PYE CAMBRIDGE SPARES** (our speciality, see full list). Ex. equip., fully guaranteed. Rx RF board 68-88MHz **£5.95**. 10.7MHz I.F. **£3.65**. 2nd mixer 10.7MHz to 455kHz **£3**. 455kHz block filter 12 $\frac{1}{2}$ kHz **£9.40**, ditto 25kHz **£3**. 455kHz AM I.F. **£3.65**. Audio bd. **£1.95**, and many more. Vanguard & Westminster spares also.

## MONITOR RECEIVERS

### SX-200 VHF-UHF AM-FM SCANNER

Covers 26-88MHz, 108-180MHz and 380-514MHz. AM + FM, it scans, seeks, memorises and beats all the others. See full details.

**HF-12 POCKET SIZE FM** 12 channel xtal controlled. 4MHz bandwidth in range 130-174MHz. With nicad and charger **£57.95** Xtals extra, see below.

**SOUNDAIR 008 PORTABLE FM SCANNER** 8 channel xtal controlled 140-170MHz. With nicad and charger. **£59** Xtals extra.

**SR-9** top-selling monitor: 2m FM with 144-146MHz full coverage VFO + 11 xtal controlled channels; ideal for fixed, /M, /P use. 12V DC operation **£47.50**

**Marine band SR-9**, 156-162MHz, same spec. and price.

**CRYSTALS FOR NR-56, SR-9, SR-11, HF-12, TM-56B** All 2m channels from 0 (145.00) to 32 (145.80) incl. at **£2.46** (+15p post per order). Over 40 popular marine channels at **£2.85** (+15p post). Non-stock xtals made-to-order in 3 weeks at **£4.30** each. See list.

**'SCAN-X' VHF/UHF BROADBAND FIXED STATION AERIAL** **£19.90** Ideal for SX-200 and other VHF/UHF receivers.

We also stock the:

**KDK 2025 2m SYNTHESISED TRANSCEIVER** Full band coverage 25 or 12 $\frac{1}{2}$ kHz steps/10 channel memory/scans memories or selected band portion/3W or 25W Tx/all the features you need at **£225**

**YAESU FRG 7700 GENERAL COVERAGE RECEIVER** 150kHz - 30MHz AM/USB/LSB/CW and FM **£309**

**MAINS PSU** British made by GAREX 12 volt 1 Amp regulated, adjustable 10-16v **£15.95**

**MAIN DISTRIBUTOR OF REVCO AERIALS & SPECIAL PRODUCTS** (trade enquiries welcome)

PRICES INCLUDE UK POST & PACKING & 15% VAT.


## GAREX ELECTRONICS

7 NORVIC ROAD, MARSWORTH, TRING, HERTS HP23 4LS.

Phone 0296 668684. Callers by appointment only.



## ROBOT '400' SSTV



State of the art, full brightness, non fading pictures on a normal TV monitor. From the worlds leading SSTV manufacturer. ONLY **£666** incl. VAT & delivery. Send 14np stamp for full details

There are approx 14000 SSTV stations transmitting from 130 countries.

## AERO & GENERAL SUPPLIES (SSTV)

Building 33, East Midlands Airport, Castle Donington, Derby DE7 2SA.  
Tel: (0332) 812446. Telex: 37522.

## FREQUENCY DISPLAY UNITS

INTERNAL OR EXTERNAL FOR

EXTERNAL  
SSR1

EXTERNAL  
SRX30

### FRG7

ALL AT **£39.80 INC.**

C.B. ACCESSORIES

C.B. SUPER STORE


At No. 2 Leicester Street.

BROOKES ELECTRONICS LTD., 69 Leicester Street,  
NORWICH NR2 2DZ, ENGLAND.

Tel: 0603-24573.

A  
C  
C  
E  
S  
S

C  
H  
E  
Q  
U  
E



Spun Parabolic Alloy Dishes for:

# RADAR, SATELITE, TV AND TRANSCEIVERS

Also custom made units Prices upon request.  
Contact:

**N. J. Cousins,**

Metspin Ltd, 94b New Brighton Road, Emsworth, Hampshire PO10 7QS  
Telephone Emsworth (02434) 3712.



# MODS

**IMPORTANT**—The ideas presented here are suggestions only, and as they are untried by this magazine, we cannot accept responsibility for any resultant damage, however caused. Before alterations are attempted, care should be taken to ensure that any guarantee is not invalidated, and it should also be borne in mind that modifications usually have an adverse effect on resale prices. In cases where specialist skills or equipment are needed, most dealers will undertake the work for a reasonable fee.

## Roger Hall G8TNT(Sam)

### No. 8

Rob, G8OZP, has written from Burton-upon-Trent with a very nice a.g.c. mod for the Trio R-1000. Remove the top cover and locate the two-pin plug I3 which is in the rear left hand corner of the set and which has a white/orange and a white/blue wire running to it. If this plug is removed the a.g.c. action is speeded up considerably and if switchable fast/slow a.g.c. is required, Rob points out that it is a simple matter to remove the existing wiring from the front panel dimmer switch and to re-route the two wires that run to plug I3 through this switch. Thanks for passing on the idea Rob.

Next a very simple mod for the Trio TR-9000 from Steve, G8VEF, of Lowe Electronics. In its original form the HIGH/LOW power switch on the front panel of this set gives 1W on low power and 10W on high power, but only on f.m.; on s.s.b. the output is 10W regardless of the position of the switch. To make the switch work on s.s.b. as well as f.m. simply remove the lid of the set and cut the orange wire that is attached to the rear of the HIGH/LOW power switch. That's all there is to it. Thanks Steve.

The last tip this month is for owners of the Yaesu FT-480R. Several people have said that these rigs appear to have a mind of their own and they have a tendency to zoom off frequency all by themselves, which can be quite disconcerting. Mike, G8EWU, has worked extensively with these sets and he has found that this problem usually occurs because the user has forgotten to release his auto-clarifier button. If everyone remembers not to operate on f.m. with the button depressed then the problem should disappear.

### Wanted

I would like to use the rest of this month's page to publish a selection from the many requests for help that I have received. I had originally intended to publish a few each month but as space has been limited for the last few months I now have quite a backlog to get through.

Mr. D. E. Williams carried out the FT-480R listen-input mod that I published in the December column and he has written in because he would like to know if anyone has come up with a full reverse repeater mod as he would like to do that one next.

David, G8XYJ, wrote in from Welwyn Garden City because he would like an auto-toneburst mod for the Icom IC-255-IC-260 range of 2 metre transceivers.

Mr. E. S. Saunders of Nottingham wrote in to say that he has carried out the Trio TR-2300 reverse repeater mod that appeared in the May mods column but he does not want to use the other suggestion i.e. to use the l.e.d. to show that the toneburst has been switched on. He would prefer to use the diode to indicate that duplex has been selected and he wonders if anyone knows how to do this.

Mr. M. E. Lee also read the May mods page and he wonders if anyone has details for the same sort of mods that appeared there, reverse repeater etc., but this time for the sister rig to the TR-2300, the TR-3200. He would also like any mods for the Yaesu FR-101DD receiver.

Mr. D. W. Howarth, G4IFT, wrote in with a very interesting mod that I hope to be able to use in a future issue but for now here are his requests for mods. He would like information on the Yaesu FT-221R i.e. switchable High/Low power, front end mods etc. and he would also like to know if it is possible to modify the TR-2300 to give a low power output.

Mr. R. D. Woodard of Sheppey in Kent has bought himself a Trio 9R59DS and he wrote to me because he would like to know of any mods that anyone has carried out. He has not specified which mods and so I gather that any information would be welcomed.

Mr. A. D. Rock, G8PR, wrote in from Stow Bridge asking for two mods. The first is to extend the frequency range of the Yaesu FT-227R up to 148MHz, and the second is to enable the Yaesu FT-101E to transmit on 10MHz. He has seen such a mod for the FT-101 but it does not work with the FT-101E.

Vic, G3UB, wrote in asking for any information that would enable him to modify his FT-DX500 to operate on 160 metres. He wonders if the required crystal would be 7520kHz and he adds that he would prefer an outboard p.a.

Mr. D. R. Pellegrini has an SX200 and he wonders why there are two gaps in its coverage. The set does not cover between 88MHz-108MHz and 180MHz-380MHz and he would like to know of a mod that would allow these bands to be covered.

David, G14FUM/EI4DJ, has an FDK Multi 750E and he would like to extend its frequency range, add a pip-tone on s.s.b. and also to make the set scan.

Can anyone help with any of these mods? If you can, or if you have a request for a mod or if you have a mod that you would like to have published, please write to: R. S. Hall, Practical Wireless, King's Reach Tower (Hatfield House), Stamford Street, London SE1 9LS.

73's  
Sam G8TNT

the things  
people say



"Is my signal any better now? I have switched in my Noise Blanker."

... Brighton & District RS Newsletter

Have you heard any (printable) comments, funny peculiar or funny ha-ha? If so, why not send them in to our Editorial offices at Poole. We will pay for every one published.



# Winding Reproduction Vintage Coils

B.C.Howard BA

There has recently been an upsurge of interest in vintage wireless sets, and details of a reproduction set in the May and June 1980 issues of *Practical Wireless* are an indication of this. As mentioned in the first article dealing with that set, many of the components are no longer available, or are very rare. This comment applies to the coils used in sets of this era, but many constructors were happy to wind their own coils, as well as make up their own variable "condensers" from the various plates and components sold by dealers.

## Plug-in Coils

For a long time, the most popular coils were the 2-pin, plug-in type, in various sizes, from two or three turns of 18 s.w.g. tinned copper wire for short waves to the multi-turn coils to cover the long wave reception of Daventry and Radio Paris. The coils, with one male and one female connector, were plugged into standard baseboard mounting type bases (Fig. 2), and there was also provision for a swinging holder for reaction circuits. If variable coupling between three coils was required, you could obtain a holder in which the centre coil was fixed and each of the outside two coils could be swung to vary the coupling between each of the outside coils and the centre coil independently. Where the circuit required a tapping on the coil, usually to tap the antenna on to the grid coil, this was provided by means of a connection to a terminal on a 4BA bolt at the top of the coil.

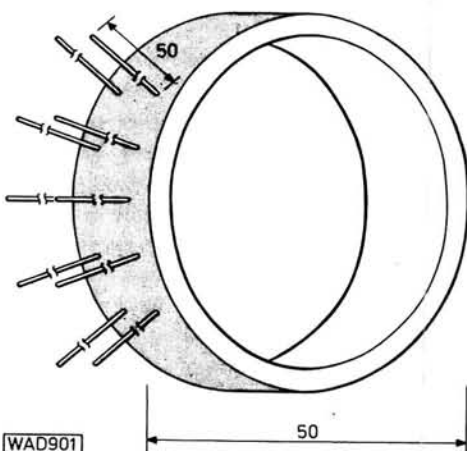


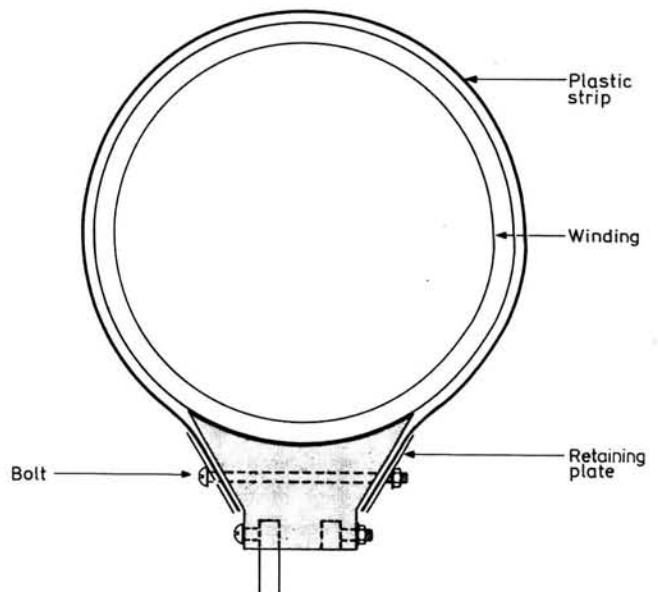
Fig. 1: Above, Former construction for a honeycomb coil. Fig. 2: Right, Plug-in coil former

## Honeycomb Coils

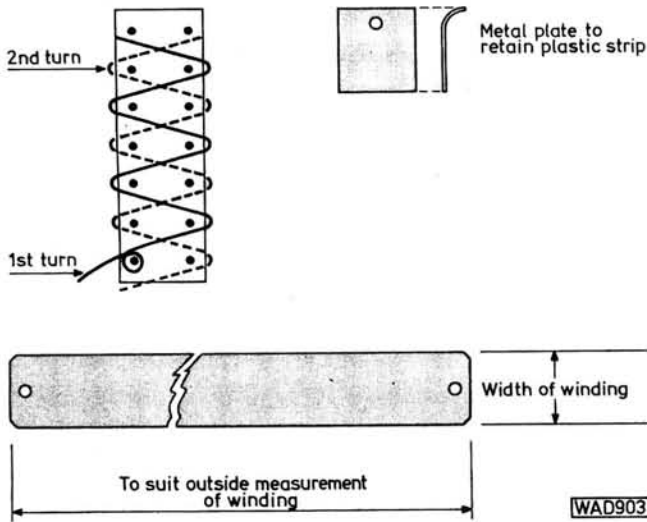
Simple kits for winding these coils were obtainable from dealers and consisted of a small, ready-drilled, wooden core, and a number of steel pins which were inserted into the holes in the fashion of the spokes of a wheel. 2-pin bases were also available from the same source. These kits are now very probably non-existent outside museums, but can easily be constructed.

The wooden cylindrical former should be about 50 or 60mm in diameter and the pins about 50mm long. These can be long panel pins or round nails. For ease of winding, panel pins with their small heads are more convenient. If these are not available, the heads of ordinary round nails should be removed.

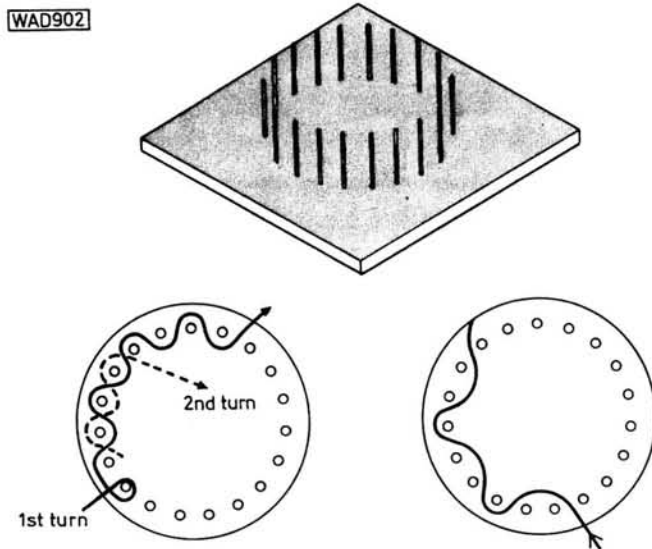
Holes are drilled into which the nails are lightly hammered. The number of holes on each edge of the cylinder is not critical, but they should be about 10mm apart, and the number on each edge should not be a multiple of 2 or 3, in order that the winding may form a regular honeycomb pattern. A simple way of working out the spacing is to wind a single turn of paper about 10 mm wide round the former, remove it and, laying the strip of paper flat, measure the length of one complete turn, i.e. the circumference of the former. The length should then be divided by a suitable number and the appropriate positions for the pins marked on the paper. These marks are then transferred to the circumference of the former and small



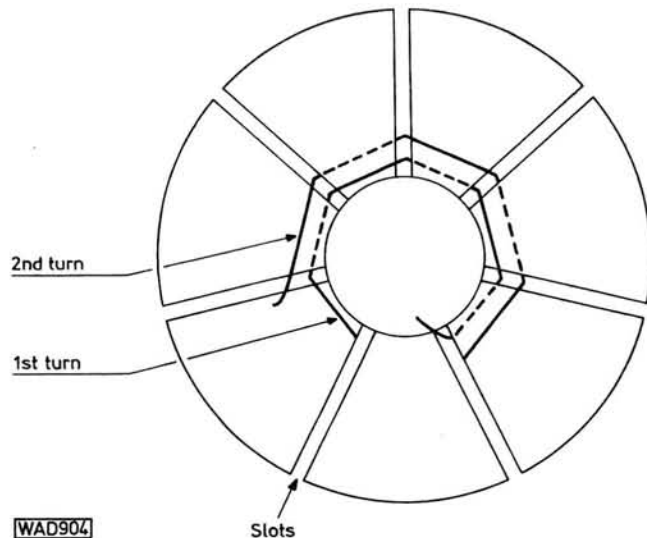




**Fig. 3: Stages in the winding of a honeycomb coil**



**Fig. 4: Stages in the winding of a basketweave coil**



**Fig. 5: Winding a basket type coil**

holes made to receive the pins. The pins are then lightly hammered into the former (Fig. 1).

Using 28 or 30 s.w.g. wire, winding can commence. As with most coil winding, it is a good idea to stretch the wire slightly to stiffen it, and also to remove any kinks from the wire. This stretching also makes the wire easier to handle, and the finished job is somewhat neater. Anchor the free end of the wire round a pin, leaving about 100mm free for eventual connection to the plug base. Wind the wire across the former to the next pin on the opposite edge of the former, and continue in this fashion, taking the wire outside alternate pins, zig-zag style (Fig. 3). As there are an odd number of pins, the second layer will utilise the pins not used for the first layer, and so a honeycomb pattern will build up. About fifty turns will tune the medium wave band with a 500pF variable capacitor.

As the winding proceeds, keep the turns well pressed down, as if you were weaving a cloth, so that a compact coil is formed. When the requisite number of turns has been wound, the free end is anchored round a pin and left with about 100mm of wire to make the other connection to the base. The coil should be bound in about six places with thread, the best places being between two adjacent pins. The nails are removed and the coil is treated with a fixative to keep the turns in place. The coil is then mounted on its base and a strip of thin, stiff plastic wrapped around the coil and fixed at each end to the sides of the base with a small, metal retaining plate (Fig. 3).

## Basketweave Coils

An alternative form of coil construction is the basketweave pattern. This type of coil is also mounted on a standard plug base. The pins are fixed onto the face of the cylinder, or in a circle on a flat block of wood (Fig. 4). Again, the number of pins should not be a multiple of 2 or 3. The start of the winding is as for the honeycomb coils, but the winding pattern is different. Starting from Pin 1, take the wire outside Pin 1 to the inside of Pin 2, then outside Pin 3, and continue alternately inside and outside each successive pin. With an odd number of pins, the second layer will be "out of step" with the first, the third layer will follow the first, and so on. After about 10 turns, the pattern will be evident.

When the required number of turns has been wound, the coil is finished in the same manner as the honeycomb type. A neater coil can be made by using an alternative winding pattern. Starting from Pin 1, take the wire outside Pins 2 and 3, outside Pin 4, inside Pins 5 and 6, and so on.

## Basket Type

The third type of coil used is the basket type. These are mounted flat on the panel of the set. If variable coupling is required, e.g. for reaction, the moving coil is mounted on a short, wooden arm and arranged so that it can be moved closer to the fixed coil, the greatest degree of coupling being attained when the moving coil is directly above, and in the same plane as, the fixed coil.

The basket coil is wound on a circular piece of stiff cardboard, about 150mm diameter. A number of slots are cut from the circumference towards the centre of the circle. Again, the number of slots should be an odd number. Winding starts from the centre, the wire going over and under alternate segments of the card (Fig. 5). As the coil is not self-supporting, there is no need to fix the windings with a fixative.



# power supply

## for Vintage Radios

G. THOMPSON

Vintage battery radios were powered by a 2V accumulator and 120V dry battery. Later models, not quite so vintage, used 1.5V and 90V batteries. Renovating this kind of wireless has the advantage that, unlike elderly mains equipment, there is little risk of serious fire hazard, or personal injury, from deteriorated mains and high tension components. However, even if suitable batteries were readily obtainable their cost and inconvenience would not be acceptable to-day. There is an obvious requirement, therefore, for a battery eliminator.

Modern components mounted on a chassis and screwed to the inside of the cabinet would be functional, but incongruous. Ideally, the unit should be contained in a mahogany and ebonite box with nickel plated brass connectors, but a reasonable compromise can be achieved with mahogany veneered chipboard and black or brown painted aluminium. The size should be such that it will readily fit into most battery compartments.


Because battery valves have directly heated filaments of small cross-sectional area the low tension supply must be exceptionally well smoothed, and close to the specified filament voltage. Ripple will appear as amplified hum at the output, while over or under running the filaments will shorten the life of the valves.

The high tension supply is not so critical, but it should be constant and reasonably well smoothed. The high tension current drawn by a battery wireless is typically about ten, and rarely more than fifteen, milliamps. It is therefore practical to limit the supply to twenty milliamps, which will protect the filaments in the event that they inadvertently come into contact with the high tension supply. Because of the vulnerability of the 'flying' battery leads both supplies should be short-circuit protected.

The power supply described has been designed with the foregoing in mind. Alternative supplies of 2 and 120 volts, or 1.5 and 90 volts, may be selected by S1, which has its spindle shortened and slotted for screwdriver adjustment. At the same time, a green l.e.d. lights for the lower voltages, or an amber one for the higher.

### The Circuit

The mains input transformer has two 6V secondary windings, one of which is used for the l.t. supply. After rectification there is 6V d.c. available at the input terminal of the voltage regulator, which is about the minimum certain to overcome the dropout voltage. The low input voltage, and consequent low dissipation, ensure that heat-sinking is not a problem. The 'T' version of the LM317 regulator, which has a plastic T0220 case, is cheapest and easiest to mount. However, the T03 'K' version is equally suitable. Whichever is used it must be insulated from chassis with



the appropriate mounting kit. The 1.4V output is set by R3, and the 2V output by R2 and R3 in series. These resistors should be 5 per cent or better. The LM317 is protected against almost everything, but D1 is necessary to remove the voltage on C3 from the adjustment pin of the regulator in the event of a shorted output. The short circuit current from the LM317 is over 2A which the rectifier and transformer could not sustain over a period: the fuse is therefore included to limit the current to 800mA.

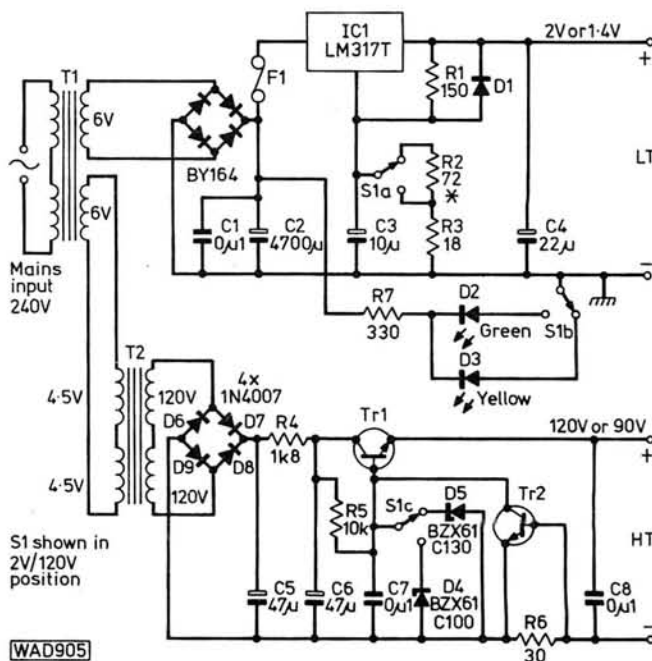



Fig. 1: Circuit diagram of the power supply. R2 is made up from two resistors R2a and R2b in parallel





The construction techniques used for this project are reminiscent of the fifties and early sixties. Tagstrips are used to mount the various discrete components

The second 6V winding of the mains transformer is fed into the 9V winding of T2, and the high tension supply extracted from the 240V winding. The rectified output, with no load, is about 200V.

Incidentally, the reasons for using these two transformers, instead of a single standard valve mains transformer, are (1) this arrangement is several pounds cheaper, (2) the final physical shape of the unit is better and (3) there is less heat dissipated in the dropping resistor.

The d.c. is fed to the collector of the series pass transistor, Tr1, through R4. The output voltage is set by the Zener diodes—D4, a nominal 90V, or D5, a nominal 120V. 100 and 130 volt Zeners are used, although 90 and 120 volt are available and may be preferred, to allow for up to ten volts drop in the automatic bias circuit. Tr2 is cut

off until the h.t. current reaches twenty milliamps: it then draws current from Tr1 base, holding the supply at twenty milliamps. Further reductions in the load impedance result in the output voltage tending to zero. Tr1 is heat-sunk to chassis, but must be insulated from it. Tr2 does not need a heat-sink. Note that HT- is not connected to chassis: if it were, a separate grid bias supply might be necessary. As it is, if HT- is connected to the radio chassis through a suitable resistor(s) negative grid bias will be available at the HT- end(s). (See Fig. 2). Of course, many later battery radios already have this kind of bias, and the foregoing applies only to those which were designed for a separate grid bias battery.

continued on page 49 ►►►

## ★ components

<b>Resistors</b>			<b>Semiconductors</b>		
$\frac{1}{4}W$ 10%			<i>Diodes</i>		
18 $\Omega$	1	R3	1N4001	1	D1
120 $\Omega$	1	R2a	1N4007	4	D6,7,8,9
150 $\Omega$	1	R1	Green i.e.d.	1	D2
180 $\Omega$	1	R2b	Yellow i.e.d.	1	D3
330 $\Omega$	1	R7	BZX61C100	1	D4
10k $\Omega$	1	R5	BZX61C130	1	D5
			BY164	1	BR1
$\frac{1}{2}W$ 2% metal oxide			<i>Transistors</i>		
30 $\Omega$	1	R6	BD232	2	Tr1,2
$\frac{1}{2}W$ 5%			<i>Integrated circuits</i>		
1.8k $\Omega$	1	R4	LM317T		IC1
<b>Capacitors</b>			<b>Transformers</b>		
<i>Disc ceramic</i>			Primary 120 + 120V, secondary 6 + 6V 20VA		
0.1 $\mu$ F	3	C1,7,8	Primary 120 + 120V, secondary 4.5 + 4.5V 20VA		
<i>Tantalum bead</i>			<b>Miscellaneous</b>		
10 $\mu$ F 16V	1	C3	3p2w switch; 800mA anti-surge fuse and holder;		
<i>Electrolytic</i>			3mm insulated sockets, 4mm terminals; 13way tag		
22 $\mu$ F 10V	1	C4	strips (2); materials for box (see text).		
4700 $\mu$ F 10V	1	C2			
47 $\mu$ F 450V	2	C5,6			



# SUPPRESSING & PROTECTING THYRISTORS

Part 3

Ben J. DUNCAN

## Interference Suppression

Radio frequency interference (r.f.i.) is a common occurrence when thyristors and triacs are in use, it is also a great vexation to people listening (or trying to listen) to radios, televisions, and audio systems and can ruin hours of work in a recording studio.

The radio frequencies generated by thyristors and triacs, or any switching device, result from a sudden change of current in a circuit, rather like a squarewave. The step function generated by suddenly switching a current on and off has in theory an infinite number of harmonics, and though the amplitude of these falls rapidly with increasing frequency, there is usually sufficient energy to cause severe interference up to the bottom of the medium wave band.

Thyristor invertors can extend the range of the r.f.i. up to v.h.f. frequencies because of their fast switching rate. The key to r.f.i. suppression is to limit the rate of change of current ( $di/dt$ ) in the circuit.

For instance, limiting the  $di/dt$  to around  $0.5A/\mu s$  has been found to render r.f.i. insignificant on a.m. radio receivers. The  $di/dt$  limitation is achieved by placing chokes in series and capacitors in parallel with the thyristor or triac.

RFI can be propagated to other equipment by conduction or radiation, or a combination of both. Direct radiation is rarely a serious problem, because the wires inside a control unit are usually far too short to act as useful antennas at the frequencies where r.f.i. is most troublesome. However, interference is often picked up in proximate equipment and screening is essential where sensitive audio equipment is nearby, for example, when lighting control desks are used by discothèques and at rock concerts. Both steel and aluminium cases provide adequate r.f.i. screening. Copper screening is more expensive but provides excellent screening at high frequencies, and is most useful for invertors, which can produce high levels of r.f.i. at s.w. and v.h.f. frequencies. At these frequencies, control wires make good antennas and therefore radiated r.f.i. can be quite a nuisance.

In the majority of cases of thyristor generated interference, conducted r.f.i. predominates. A persistent exam-

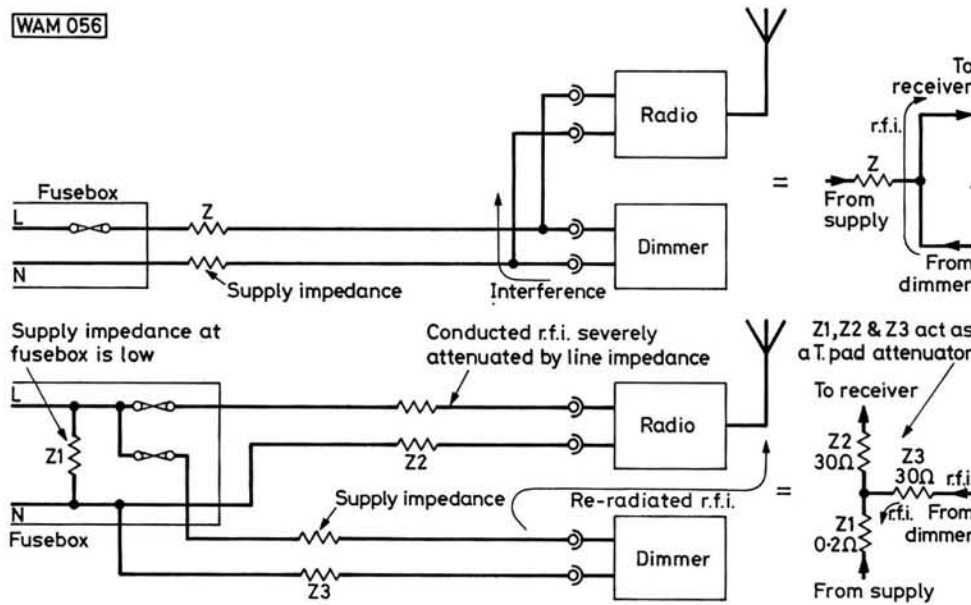
ple is the interference caused to mains powered radios by domestic dimmers and drill speed controllers; here the interference simply travels down the mains supply. Less common is re-radiated r.f.i. Here, the interference travels along the mains cables and is then re-radiated, to be received by portable radios. Once again, proximity is significant and a portable radio which is placed too close to mains wiring will be prone to re-radiated r.f.i. The interference in these cases can be strong because a length of mains wiring approaches the length of a  $\lambda/4$  or  $\lambda/2$  antenna at the frequencies of interest. Conducted r.f.i. is most troublesome when the supply impedance is high and the impedance between the noisy unit and the receiver suffering interference is low.

This condition is illustrated in Fig. 19, where a lighting dimmer interferes with a radio powered from an adjacent socket. If a separate mains cable is run to the dimmer, the conducted r.f.i. will be greatly reduced, because the r.f.i. will be attenuated by two lengths of mains cable acting as a T-pad attenuator in conjunction with the supply impedance, before it reaches the radio. To prevent re-radiated r.f.i. by-passing the supply cable impedance, the two mains cables should be separated by at least 2m and the units should be kept as far apart as possible.

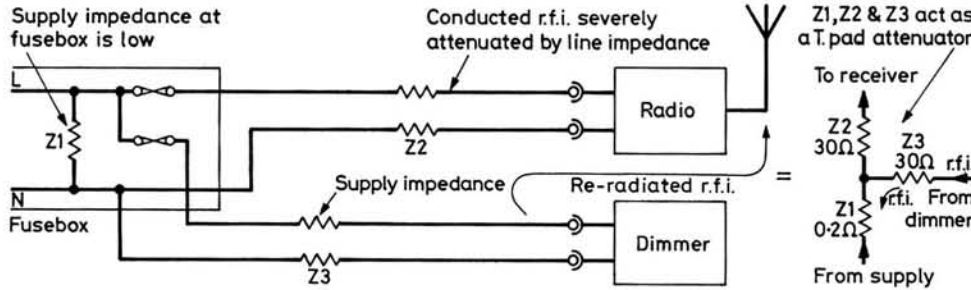
The above method attenuates the r.f.i. received, but the most effective way of obliterating interference is to suppress it at source by limiting the rate of change of current ( $di/dt$ ). The simplest means of doing this is by means of a series choke (Fig. 20). Note that this is placed on the *neutral* side of the mains, so that stray capacitances to earth do not hinder its effectiveness. Likewise, the value of the choke must be greatly increased at higher currents bearing in mind that the supply impedance will be lower. Fig. 21 depicts a low pass filter which provides a  $-18dB/octave$  slope below the turnover frequency which is around 50kHz using the stated values of L, C and load current. (The filter slope is really  $-12dB/octave$ , but in conjunction with the natural  $-6dB/octave$  decay of thyristor r.f.i. with increasing frequency, the slope is  $-18dB/octave$ ). Suppression at 200kHz (the frequency of BBC Radio 4) is thus around  $-40dB$ .



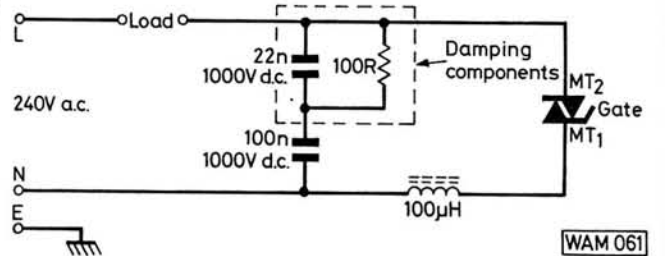
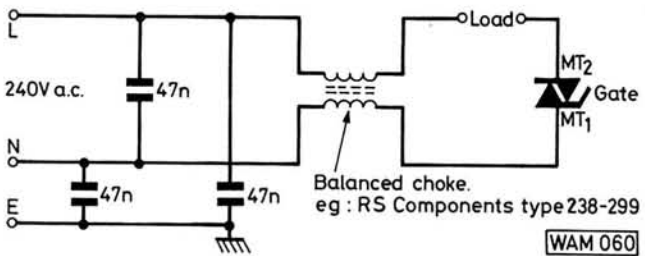
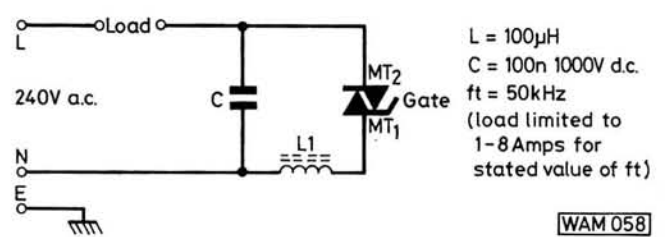
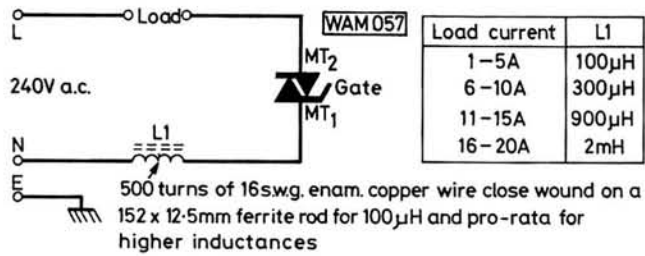
WAM 056



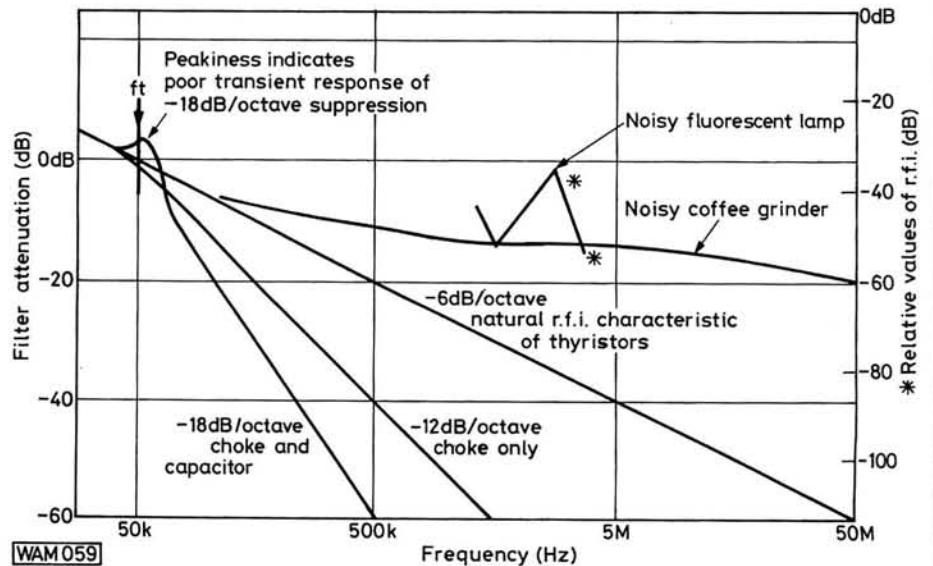
**Fig. 19 (left):** The effect of cable length on r.f.i. from a dimmer



**Fig. 20 (left below):** The use of a series choke  
**Fig. 21 (below):** A low pass filter giving -18dB/octave of suppression



**Fig. 22 (above):** The load resistance in this circuit provides the damping necessary to prevent ringing  
**Fig. 23 (above right):** A damped r.f.i. filter circuit  
**Fig. 24 (right):** The attenuation characteristics of various filters compared with r.f.i. and noise from various sources





For maximum effect, the turnover frequencies of the *LRC* and *LC* combinations should be equal. Thus to the following equation must be satisfied when it is desired to find the value of *L* and *C* for other load currents and turnover frequencies (*f*):

$R_L = 1/(2\pi f_i C) = 2\pi f_i L$ , where  $R_L$  is the load impedance.  
 For simplicity, this is assumed to be purely resistive. Assume an  $f_i$  of 100kHz is required with a 4A load. Then  $R_L = 240/4 = 60\Omega$ .  
 $L$  is found first:  
 $L = R_L/(2\pi f_i) = 60/(6.3 \times 100\,000) = 95\mu\text{H}$   
 and  $C = 1/(2\pi f_i R_L) = 1/(6.3 \times 50 \times 100\,000) = 26\text{nF}$

Fig. 24 compares the attenuation characteristics of the filters shown in Figs. 20 and 21 with the natural noise spectrum of a thyristor or triac and other common sources of r.f.i. Fig. 22 shows a twin choke (balanced) filter which can be particularly effective when the load is in the live side of the mains, or when the interference is common mode. The design of balanced chokes can be quite difficult and it is often cheaper and easier to use a standard component.

As in the case of the snubber discussed earlier, the *LC* arrangements shown in Figs. 21 and 22 are susceptible to ringing and depend on the load resistance for damping.

The poor transient response of the filter shown in Fig. 21 can be seen from the slight peakiness it exhibits at its turnover point in Fig. 24. If the load is very small, say less than 100W, then severe ringing can occur, possibly causing a triac to trigger or turn off spuriously. If the addition of an r.f.i. filter to a circuit previously known to work causes bizarre effects, this indicates ringing and can be confirmed and/or eliminated by raising the load current.

If it is not possible to raise the load current to stop the ringing, the *LC* network must be damped. This is achieved by adding a capacitor and resistor to vigorously damp the oscillations. The arrangement usually takes the form of the circuit shown in Fig. 23.


Filter components require careful selection if they are to be effective at high frequencies, where inductors have significant capacitance and vice versa. The capacitance of a choke can be lowered by adding a few layers of pvc tape over each winding.

Both the chokes and the capacitors should be wired as close to the triac or thyristor as possible, preferably within a few inches. Ferrite beads added to the lead between the choke and the triac will greatly improve the effectiveness of the suppression. When the ferrite core of a choke becomes saturated, the choke acts as if it has an air core and its impedance drops drastically. This is most likely to occur when high load currents are passed; these will require the use of chokes with beefy ferrite cores to avoid saturation.  $L_1$  in Fig. 20 should ideally use a much larger core at the higher (>10A) load currents specified for this reason.

## Zero Voltage Switching

In the past zero voltage switching has been acclaimed as the panacea of all r.f.i. problems. This is quite untrue. First, zero voltage switching is mainly limited to heating control and applications where pulsed signals are inherent, such as in random or sequential lighting displays. Second, zero voltage switching relies on the optimistic assumption that the triac or thyristor can be turned on when the mains passes through zero; the  $di/dt$  is then very high, but as there is no voltage for an infinitesimal period of time, there can be no interference.

Unfortunately, the holding current characteristics of a triac often makes true zero point switching impossible. A



**Mullard BTX36 thyristor (left) and BTX38 have controlled avalanche characteristics. The maximum crest working voltage for both is 800V and the avalanche voltage is 1320V. Maximum forward currents are 16A and 70A**

typical device which needs a 50mA current to pass before it will hold on without a gate signal will be turned on slightly after the zero point, when sufficient voltage is available to drive this current through the triac. This voltage is typically 2–6V and as the  $di/dt$  of the mains is at its highest about the zero point, the r.f.i. produced is by no means negligible.

Zero voltage switching is most effective at high load currents and when triacs are fired by a d.c. gate signal, which can ensure the earliest possible turn-on time after the zero point, without synchronisation problems. When zero voltage switching and *LC* filters are used together, the result is exceptional freedom from r.f.i.

## Interactive Effects

Related to r.f.i. are interactive effects between groups of triacs or thyristors controlling different loads but connected to the same supply lines and in mutual proximity. This arrangement typically occurs in stage lighting control units.

Fortunately, the trigger circuitry is usually remote in elaborate systems, but the triacs are often mounted alongside the trigger circuits in low cost dimmer units. This is quite acceptable provided the power cables and trigger circuit wires are well separated. If the supply impedance is high, switching several lamps on simultaneously will cause the supply voltage to drop momentarily. It is a good idea to feed trigger circuits from a regulated supply for this reason.

Triacs can also interact directly, but this is unlikely if they each have a series choke for r.f.i. suppression. Poorly damped snubbers however can aggravate interactive effects. Chokes should be mounted well away from each other or orientated for minimum interaction. In exceptionally difficult circumstances, it may be necessary to use screened trigger wires or even to screen the power cables and connections. Careful cable routing will usually be all that is needed however.

The techniques described will extirpate the vast majority of "mysterious" triac failures and interference problems and allow the quiet efficiency and longevity of these elegant semiconductors to be appreciated. ●



G4JDT  
HARVEY

# EAST LONDON HAM STORE

G8SYG  
DAVE

## H. LEXTON LIMITED

191 FRANCIS ROAD LEYTON E.10  
TEL 01-558 0854 TELEX 8953609 LEXTON G

RADIO & ELECTRONIC ENGINEERS

ENGINEERS ALWAYS AVAILABLE ON THE PREMISES

MAIN (UK) SERVICE CONTRACTOR TO HITACHI SALES (UK) LTD

### EXCLUSIVE TO US IN THE UK. 1kW input 600W ssb 350FM 2MTR LINEAR!!

BUILT-IN POWER SUPPLY, ELECTRONIC WARM UP, VARIABLE INPUT ATTENUATOR. ADAPTS EXCITERS FROM 2W-25W. RADIAL BLOWER. LED's FOR READY, TX, OVERLOAD, PTT & RF VOX WITH VARIABLE DELAY CHOICE OF EIMAC TUBES. 4 x 150A OR 4C x 250B OR 4C x 250R. ELECTRONIC PLATE CURRENT FUSE - NO THERMAL DAMAGE OF P.A. TUBE POSSIBLE. SIZE: H88mm, W.318mm, D.375mm. FROM £460.00.



### ICOM PORTABLES

IC 2E FM £159  
IC 202S SSB £169  
IC 402 70cms. £242

### ICOM MULTIMODES



IC 251 2MTR. £479  
IC 451 70cms. £579  
IC 260 2MTR. £339

### ICOM FM MOBILES



IC 24G £169  
IC 255 £255

### ICOM 720A G/C



IC 720A 200W £795  
PS 15 Power Supply £100  
PS 20 Power Supply with speaker £125  
IC 730 200W £549  
IC 2KL 500W Linear £800  
IC 2KLPS Power Supply £199

### ICOM ACCESSORIES

BP5 11V Battery Pack £30.50  
BP4 Empty Case for 6 x AA Cells £5  
BP3 Standard Pack £15.50  
BP2 6V Battery Pack £22  
BC30 Base Charger £34  
DC1 12V Adaptor £7.50  
WM9 Mic/Speaker £9  
CP1 Mobile Charging Lead £2.75  
LC1/2/3 Cases £3

### RECEIVERS

R 1000 Kenwood  
FRG 7700 Yaesu  
FRG 7700 with memory  
IC 2001L Sony  
Search 11 2MTR

These are all on special offer. P.O.A.

### TRIO/KENWOOD

TS830S HF Transceiver £625  
TS130S HF Transceiver £490  
TR9500 UHF Multimode (New) TBA  
TR7840 High power FM 2MTR (New) TBA  
TR8400 UHF mobile £275  
TR7800 VHF mobile £265  
AT130 £72  
AS30 £85  
R1000 general coverage receiver £285  
+ Many accessories

### YAESU/SOMMERKAMP

FT 902DM WARC POA  
FT 101ZD FM/AM POA  
FT 707 POA  
FP 707 Power Supply POA  
FC 707 ATU POA  
FV 707DM VFO POA  
FT 480 2MTR. Multimode £359  
FT 290 Portable 2MTR multimode POA  
FT 207R 2MTR POA  
FT 767DX Sommerkamp POA  
FT 101ZD Sommerkamp POA  
(all options) £649  
FT 902DM Fully Loaded £865

All accessories including  
FV 902, FC 902, YP 901P, YK 901 available.

### CUSHCRAFT AMATEUR ANTENNA

HF A3 20/15/10 3 ele beam 8dB £147  
ATV3 20.15.10 Trapped vertical £34  
ATV4 10.15.20.40 Trapped vertical £68  
ATV5 10.15.20.40.80 Trapped vertical £74  
VHF A3219 19 ele boomer 16.2dB £62  
214B 14 ele boomer 15.2dB £49.50

### MICROWAVE MODULES

MMA 144V 2MTR Pre-Amp £34.90  
MML 144/25 RF Amp £59  
MML 144/40 £77  
MML 144/100S (New, with Pre-Amp) £129.95  
MMT 432/144 2-70 Transverter £184  
MMT 28/144 £99  
MM 4000 RTTY (See it working in our shop) £269

### STANDARD

C8800 2MTR Mobile £250  
C7800 70cms. Mobile £270  
C78 70cms. Portable £209  
CMB8 Mobile mount £17.95  
CDB 78 Power Amp. C78 £65  
CL 8 Carry Case £6.95

A new standard 2mtr portable is due in soon.

### ROTATORS AND ACCESSORIES

**DAIWA**  
DR 7600X £135  
DR 7600R £144  
DR 7500 £95  
DR 7500R £105  
**KENPRO**  
KR 400 POA  
HAM IV £145  
CHANNELMASTER £42  
CN 620 1.8-150MHz. PWR/SWR £52  
CN 2002 2.5kW Auto ATU £190

### SWAN/CUBIC

100MX 235W £375  
102BX 235W + PS5 £700  
103BX WARC 235W £810  
PS6 Power Supply £145  
150MX Digital £561  
15002 Linear £406  
ST2A ATU TBA  
ST3A ATU TBA  
HF Mobile ant £80

RINGO Mk1 to Ringo MkII  
Now available - Crossed Yagi with phasing harness 17" long, weight 3.5lb, 10.5dBd gain £38  
Also available Ringo Ranger MkII, 7dB gain £28.75

FULL RANGE IN STOCK  
CATALOGUE AVAILABLE  
SAE PLEASE

ALL ACCESSORIES AVAILABLE - PLUGS SKTS CO-AX 2MTR COLINEAR £31.50, 70CM COLINEAR £31.50

ALL POA PRICES ARE SUBJECT TO SPECIAL OFFERS - PHONE HOT LINE ... 556 1415

PRICES INCLUDE VAT AT THE PRESENT RATE OF 15%

OPEN MON-FRIDAY 9:00-5:30, SATURDAY 10:00-3:00. INSTANT HP FACILITY AVAILABLE

EASY ACCESS M2-M11-M1 NORTH CIRCULAR ROAD-EASY PARKING

APPOINTMENTS OUTSIDE HOURS BY ARRANGEMENT.



BARCLAYCARD

VISA



# S.E.M.

**BOX 6, CASTLETOWN, ISLE OF MAN.  
TEL: MAROWN (0624) 851277**

## Three GREAT Q.R.M. FIGHTERS

- 1. S.E.M. Active C.W. Filter**  
A 150Hz wide needle centred on 750Hz. Not only does the signal stand out but the background noise drops away. If you use C.W. you need one. **£25.00**
- 2. S.E.M. Active Notch Filter**  
A wide notch for more effect on chirpy C.W. and funny noises. Wide range 100Hz to 10KHz. **£25.00**
- 3. S.E.M. MULTI FILTER**  
Adjustable selectivity and frequency. Hi pass, Lo pass. Bandpass + notch positions. The ultimate "signal sorter" on any mode. Plus a further wide notch same as 2 above. **£57.50**  
All connect in series with the loudspeaker and require 12V.



### S.E.M. TRAN Z MATCH

The most VERSATILE transmatching system. Will match from 15 to 5000 Ohms BALANCED or UNBALANCED at up to 1kW. Link coupled balun means no connection to the equipment which can cure TVI both ways. SO239 and 4mm connections for co-ax or wire feed. 160-10M TRAN Z MATCH **£57.00**. 80-10M **£50.00**. EZITUNE built in for **£19.50** extra.

### S.E.M. EZITUNE

A new concept in "tuning up". 50 Ohm bridge, noise generator and r.f. switch allows you to match your aerial without transmitting. Save P.As. Stop QRM for **£25\*** Ex stock.

### S.E.M. IAMBIC KEYS

Without doubt the best keyer circuit. Uses the custom CMOS L51 Curtis Chip. **£30**. CMOS touch key **£11.50**.

### THE SENTINEL AUTO Mk II 2 METRE PRE-AMPLIFIER

These include NEW PROTECTION circuit to give MAXIMUM LEGAL through power rating. Completely new third generation DUAL GATE MOSFET pre-amp giving 1db N.F. and 20dB gain with GAIN CONTROL and OFF switch (straight through when OFF). The High Q tuned circuits for high selectivity. 12V 25mA.

Size: 1½" x 2¼" x 4" **£25.00\***, 70cm version **£28.00\***. All ex stock.

### SENTINEL 2 METRE LINEAR POWER AMPLIFIER/PRE-AMPLIFIER

The units use the latest techniques and transistors for highest reliability and performance. Infinite SWR PROTECTED devices. ULTRA LINEAR, all modes. R.F. switched. Same POWER GAIN at lower drive powers. Supply 13.8V nominal. Three models.

- 1. SENTINEL 35**  
Twelve times Power gain. 3W IN 35W OUT. Max. drive 5W 4 amps. 6" x 2¼" front panel, 4½" deep. **£57.50** ex stock
- 2. SENTINEL 50**  
Five times power gain. 10W IN 50W OUT. Max. drive 16W 6 amps. Same size as Sentinel 35. **£69.50** ex stock.
- 3. SENTINEL 100**  
Ten times power gain. 10W IN 100W OUT. Max. drive 16W. Size 6½" x 4" front panel, 3½" deep. 12 amps. Price **£126.50** ex stock. All available less pre-amp for **£8.00** less.

### SENTINEL H.F. WIDEBAND PRE-AMPLIFIERS

2-40MHz 15dB gain. Ideal for 15 and 10 metres and OSCAR or an ACTIVE AERIAL. 9-12V. Size: 2¼" x 1½" x 3". Two versions.

- 1. SENTINEL STANDARD H.F. PRE-AMPLIFIERS**  
Performance as above **£10.00\*** ex stock.
- 2. SENTINEL AUTO H.F. PRE-AMPLIFIERS**  
Same performance as above with a change over relay r.f. operated by your transceiver for direct connection in your aerial co-ax. **£16.93\*** Ex stock.

### FREQUENCY CONVERTERS

SENTINEL DUAL GATE MOSFET 2 metre or 4 metre CONVERTERS. N.F. 2dB. Gain 30dB.

I.F.s 2 metres: 2-4MHz, 4-6MHz, or 28-30MHz. 4 metre: 28-28.7MHz. 9-12V 15mA. **£24.73** Ex stock.

### SENTINEL X 2 METRE CONVERTER

Same as above plus mains power supply. **£28.80** Ex stock.

### SENTINEL L.F. CONVERTER

10KHz-2MHz IN. 28-30MHz OUT. 9-12V 5mA. **£20.80** Ex stock.

### SENTINEL TOP BAND CONVERTER

1.8-2.3MHz IN. 14-14.5MHz OUT. 9-12V 5mA. **£20.80** Ex stock.

### 12 MONTHS COMPLETE GUARANTEE

Prices include VAT and delivery. C.W.O. or phone credit card number for same day service.

\* means Belling Lee sockets, add £1.90 for SO239s or BNC. Ring or write for more information.

**READ THE REVIEW IN THIS ISSUE  
AND THEN COME AND TRY THE**

# TRIO TS 830S

AT

# M.R.S.

**COMMUNICATIONS LTD.**

76 Park Road, Whitchurch,

# CARDIFF

Tel: Cardiff (0222) 616936

OPEN  
9 am to 5 pm  
6 Days



## YOUR SOMMERKAMP IMPORTER

**1 Railway Road,  
Blackburn, Lancs. Telephone: 51842.  
(Telephone Evenings: Bolton 592929 G4GHE)**

### SOMMERKAMP FT767DX

— Same as the FT707 reviewed this month, but includes CW Filter and a YM35 microphone. Full coverage from 80-10 meters, plus of course, the new WRAC bands.

**£559** inc. VAT.

### MKIII OTHER SOMMERKAMP H.F. RIGS

FT2772D. 80-10 metres, AM, SSB and CW. Inc. mic. CW filter, cooling fan, DC converter. **£599 AM. £649 FM**

FT7B. 80-10 metres, complete coverage, inc. mic and mobile bracket. **£399**

FT902DM. 160-10 metres, AM, FM, SSB, CW and FSK. Inc. mic, filters, DC converter and cooling fan. **£959**

### SOMMERKAMP 2m TRANSCEIVERS

TS280. 80 channel synthesised mobile rig, complete with mic and fixing brackets.

50W O/P version. **£159**


10W O/P version. **£129**

FT480R. Multimode mobile, complete with scanning microphone and slip-in bracket. **£349**

*We stock genuine Sommerkamp accessories — power units, SWR meters, aeriels, etc.*

ACCESS and BARCLAYCARD. Send SAE for further details of the Sommerkamp range.





**A monthly look at some aspect of the radio/electronics hobby that seems to bug the beginner, or occasionally a more advanced topic seen from an unusual angle.**

## ATTENUATORS—1

In the space of a couple of articles like this, I cannot hope to cover everything there is to know about attenuators. I just want to explain the principles involved, so that you can perhaps read reference and text-books with a little more understanding.

Going back to Mr Thevenin again, remember that we can consider a voltage source to be made up of a perfect generator in series with an impedance or resistance which represents all the losses in the source. Attenuators are circuits made up from a number of resistors, used to attenuate (literally "to make smaller") an audio- or radio-frequency signal. For the sake of simplicity, I shall talk about audio-frequency circuits, so our source will be an a.f. oscillator. The frequency is unimportant.

For a start, let's assume that the source impedance is fairly low, say  $120\Omega$ . Its open-circuit voltage (e.m.f.) is 2V, so when connected to a load of  $120\Omega$ , the terminal voltage will be 1V. For loads with impedance greater than  $120\Omega$ , the terminal voltage will be somewhere between 1V and 2V.

Now, supposing we want to do some tests on an amplifier with an input impedance of  $600\Omega$  (typical in an audio system), and which needs the source connected to it to have an impedance of  $600\Omega$  for correct operation. In other words, it must operate in a matched system. This is easy to achieve with our oscillator, simply by connecting a resistor of  $480\Omega$  in series with it (Fig. 1). We have effectively produced a new source, with a different internal impedance (Fig. 2). The e.m.f. remains at 2V, and the p.d. when the "new" terminals (O/P "S") are loaded with  $600\Omega$  is still 1V.

If our amplifier needed an input signal level of 500mV (half a volt), how could we achieve it and still have a source impedance of  $600\Omega$ ? The answer is that we put an attenuator between the generator and the load, and there are basically two rules that must be obeyed:

1. When you consider the view seen by the source looking out at the attenuator and load in series, it must "see" its designed load impedance (in our example,  $600\Omega$ ). This also means that we know that the voltage across the input to the

attenuator is equal to half the source e.m.f., and makes the subsequent calculations a lot simpler.

2. When you consider the view seen by the load (our amplifier) looking back into the attenuator and source in series, it must "see" its designed source impedance (again,  $600\Omega$ ). Note that the source and load impedances don't **have** to be the same. You can design attenuators to work between unequal impedances too, so that each end of the circuit "sees" what it ought to see, and the load receives the right amount of signal.

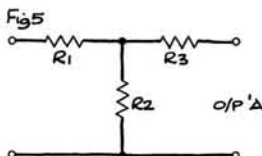
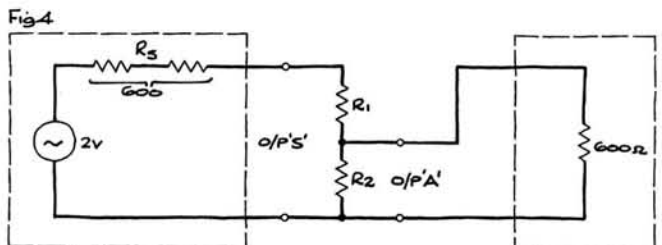
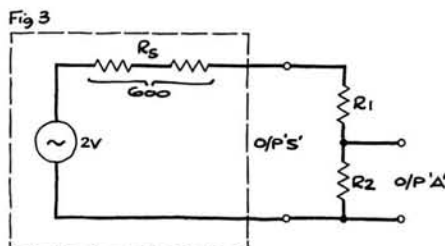
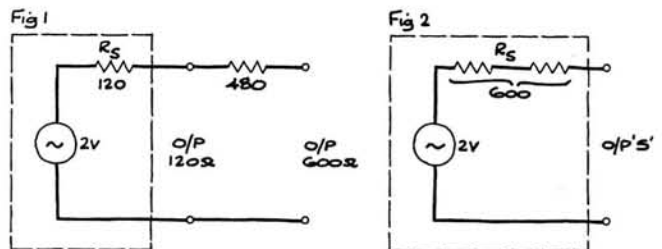
If we take the circuit of Fig. 3, we could choose resistors  $R_1$  and  $R_2$  so that they presented a load of  $600\Omega$  to the source ( $R_1 + R_2 = 600\Omega$ ), whilst their ratio would produce an output at the O/P "A" terminals of 500mV ( $R_2 = (R_1 + R_2) \div 2$ ). Making  $R_1$  and  $R_2$  both  $300\Omega$  would do the trick. All very simple, you say! But we've forgotten something. The input impedance of our amplifier is  $600\Omega$ , so that the circuit will really look like Fig. 4, with an extra resistance of  $600\Omega$  in parallel with  $R_2$ , producing an effective value for  $R_2$  of  $(300 \times 600) \div (300 + 600) = 200\Omega$ .

This has several disastrous effects:

1. The source now sees a load of  $300 + 200 = 500\Omega$  instead of the designed  $600\Omega$ , so the voltage at its output terminals will be less than 1V.
2. The division ratio of  $R_1$  and  $R_2$  is now wrong, and the attenuation will be greater than wanted.

These first two points mean you'll get less out of the attenuator than you expected, basically because of the loading effect of the load!

*continued on page 61* ▶▶▶



WRM389



# NEWS NEWS NEWS

## Radio Amateur Saves Life

A young Chelmsford radio amateur was recently instrumental in saving the life of a Yugoslavian youth.

25 year-old Chris Baker G4LDS, a test technician with Marconi Communication Systems Ltd., was monitoring 15m on the evening of 12 May 1981, when he heard, on 21.16MHz, a Yugoslavian amateur YU1PDP, calling "CQ, CQ, Italy, Germany, France, Emergency."

When nobody answered, Chris responded by offering to help. Apparently a youth of 17 was dying in a Belgrade hospital and only the drug Calciprin, manufactured in France and not available in Belgrade, could save him, provided it was administered within 15 hours.

Chris immediately rang Chelmsford Police HQ and soon a squad-car arrived at his house. YU1PDP passed further details of their requirements resulting in a relay between the squad car and Chelmsford Police HQ who used the Interpol link to check with Yugoslavia and trace a supply of the drug.

Within the hour, 5 boxes of the drug



were despatched via London's Heathrow Airport. Two days later, Chris heard, by telex, that the youth's life had been saved.

Chris has been a radio amateur since 1974 and currently operates a Yaesu FT101 with 100 watts output through a 3-element Tribander antenna TA 33 junior.

*Practical Wireless* would like to congratulate both Chris G4LDS and YU1PDP on their prompt and efficient action which illustrates the finest traditions of amateur radio.

## Special Event Stations

Bromsgrove and District Amateur Radio Club (G3VGG) have organised, for the 29 July, a Special Event Station for the Royal Wedding, operating from Sanders Park, Bromsgrove. Callsign GB2WED.

There will be an award connected with this operation, details of which are available from: *Awards Manager, John Harvey G4IVJ, QTHR.*

Yeovil Amateur Radio Club (G3CMH & G8YEO) will be running special event stations at the following venues:—

International Air Day on Saturday, 1 August at HMS Heron, Yeovilton, Nr. Yeovil, Somerset. Callsign GB2FAA.

Mid-Somerset Show on Saturday, 15 August at Shepton Mallet, Somerset. Callsign GB2MSS.

Dillington House Open Day on Monday, 31 August at Dillington House College, Ilminster, Somerset. Callsigns G3CMH and G8YEO.

Further details of all these events may be obtained from: *D. L. McLean G3NOF, 9 Cedar Grove, Yeovil BA21 3JR. Tel: (0935) 24956.*

On Thursday, 30 July, Friday 31 and Saturday, 1 August, the St. Helens and District Amateur Radio Club will be operating GB2STH from the Annual St. Helens Show at the showground site, Sherdley Park, Marshalls Cross Road, St. Helens, Merseyside.

Further details from: *The Club Secretary, P. Gaskell G8PQD. Tel: St. Helens (0744) 25472.*

## Catalogues

Hot off the press and available for immediate delivery is the new comprehensive Spring catalogue from West Hyde Developments Ltd., the Aylesbury based company with over 1000 different instrument cases and something like 250 000 case parts currently in stock.

The catalogue includes many important additions to their product range and is obtainable free on application to: *West Hyde Developments Ltd., Unit 9, Park Street Industrial Estate, Aylesbury, Bucks. HP20 1ET. Tel: (0296) 20441.*

Verospeed Ltd. inform me that their latest 136 page catalogue is now available. The company, which boasts a really fast turnround of orders, have increased the size of the catalogue to include many new entries.

This free catalogue is available from: *Verospeed Ltd., Stansted Road, Boyatt Wood, Eastleigh, Hants SO5 4ZY. Tel: (0703) 618525.*

T & J Electronic Components, the Chigwell based radio/electronic component suppliers, have their latest catalogue available.

Costing 45p the 50-page catalogue is available from: *T & J Electronic Components, 98 Burrow Road, Chigwell, Essex IG7 4HB. Tel: 01-500 7073/9705.*

Last, but by no means least, Rapid Electronics have their latest catalogue available. The 24-page catalogue covers many items of interest to the electronics enthusiast and will be sent out on receipt of 2 x 14p stamps by: *Rapid Electronics Ltd., Hillcroft House, Station Road, Eynsford, Kent. Tel: Farningham (0322) 863494.*

## IARU

Two very sad events cast a pall over the International Amateur Radio Union Region 1 Conference at Brighton. Delegates were shattered to learn of the death on 30 April of Peter Ballestrini G3BPT, immediate past president of the RSGB and also the society's current Emergency Communications Manager and a member of Council. His contribution to the organisation of RAYNET will be sadly missed.

Earlier in the week an observer with the VERON delegation from the Netherlands, Mr A. H. Kokee PAOKOK, passed away.

A full report on the conference will appear soon in an issue of *Practical Wireless*.

**More on page 57 ▶▶▶**



# INTRODUCING SSTV PART 1

**M.J.AXSON BA G8WHG**

The ability to transmit and receive pictures adds a whole new aspect to amateur radio. It can be quite fascinating to see pictures of someone to whom you have spoken many times, but never met. Circuit diagrams can be exchanged as can pictures of the shack and its equipment. The scope is enormous.

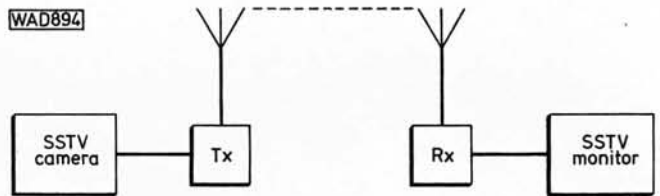
It has long been possible to transmit conventional fast-scan television, but the cost and complexity of the video equipment has made it very much a minority interest. It was with this in mind that slow-scan television was developed, initially in the USA by WA2BCW, who published his first article on the subject in August 1958. Interest was soon aroused in other countries, G3AST and G3LEE being early in the field in Britain, and now SSTV

**Table 1**

Band (MHz)	IARU Recommended frequency (MHz)	Most popular frequency (MHz)
3.5	3.735	3.730
7	7.040	7.040
14	14.230	14.230
21	21.340	21.340
28	28.680	28.680
144	144.500	144.230
432	432.500	—

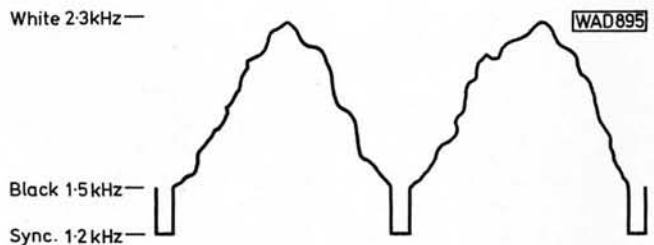
	60Hz Mains	50Hz Mains
<b>Line Speed</b>	15Hz	16 $\frac{2}{3}$ Hz
<b>No. of Lines</b>	120	120
<b>Frame Speed</b>	8 secs	7.2 secs
<b>Aspect Ratio</b>	1:1	1:1
<b>Scanning direction</b>	<b>H</b> left to right <b>V</b> top to bottom	left to right top to bottom
<b>Sync pulse length</b>		
Horizontal	5ms	5ms
Vertical	30ms	30ms
<b>Subcarrier frequency</b>		
Sync	1.2kHz	1.2kHz
Black	1.5kHz	1.5kHz
White	2.3kHz	2.3kHz



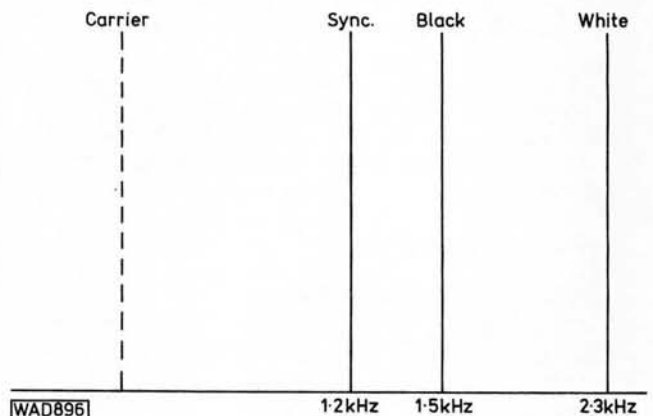
**Fig. 1**

enthusiasts are to be found in all parts of the world on the h.f. and v.h.f. amateur bands (Table 1).

The basic SSTV system is simplicity itself (Fig. 1). For reception an SSTV monitor is attached to the audio output of a conventional receiver, and for transmission an SSTV camera (or even more simply, a flying-spot scanner) provides the video signals to the audio input of the transmitter. No modifications are required to either RX or TX and the mode of transmission may be either s.s.b. or f.m.



**Fig. 2: Two lines of SSTV picture**



**Fig. 3: Frequency spectrum of SSTV signal**

In order to transmit video information within the normal audio bandwidth, we must slow down the rate at which the information is sent. This is made possible by sacrificing the ability to send moving pictures, which is no great loss in the context of amateur radio. A lower standard of definition is also used, but since the SSTV monitor is usually placed near to the receiver and operator, a small screen is used and acceptable pictures result.

The standard adopted was for a square picture made up of 120 lines. In addition to the video information forming the picture, synchronising pulses must also be sent at the start of each line and frame so as to keep the monitor in step with the camera. The a.c. mains frequency is ideal for derivation of the sync pulses and line speeds are locked to the 50Hz and 60Hz supplies used in different parts of the world. The ratios used are  $\frac{60}{4} = 15\text{Hz}$  and  $\frac{50}{3} = 16\frac{2}{3}\text{Hz}$ ,



which are close enough for the same monitor to be used for both standards. It will be seen that the transmission time for a complete frame is  $\frac{120}{15} = 8$  secs or  $120 \div 16\frac{2}{3} = 7.2$  secs.

The video information is presented as a range of audio tones starting with the black level at 1.5kHz and going through varying shades of grey to the white level at 2.3kHz. The sync pulses are sent at 1.2kHz which is far enough away to allow them to be separated easily. Since figuratively speaking they are 'blacker than black' the retrace does not appear in the picture.

Sub-carrier frequency modulation is used which moves the transmitted carrier frequency according to the audio tone to be sent. This is a similar process to that employed in a.f.s.k. for RTTY, but in this case a range of tones between 1.2 and 2.3kHz is transmitted rather than only the mark and space tones. When heard on the air SSTV signals sound similar to RTTY signals but they have a more musical quality and there is a noticeable bleep when the frame sync pulse is transmitted.

## Equipment Requirements

Since we are dealing with audio frequencies below 2.3kHz only simple and inexpensive audio circuits are needed so making SSTV an ideal subject for home construction. Ordinary domestic cassette tape recorders may be used to store pictures, the prime requirement being good speed regulation, since any speed variations will cause line to line jitter in the picture. Careful attention to the tape drive and the use of high quality cassettes will usually give good results. A simple check can be made by recording a steady tone and playing it back, when if all is well, there should be no noticeable variation in the frequency.

Many amateurs begin by building a monitor and enter transmitting by having programs pre-recorded by an established SSTV operator who has a camera or flying-spot scanner available. This is a quick and inexpensive way of getting started.

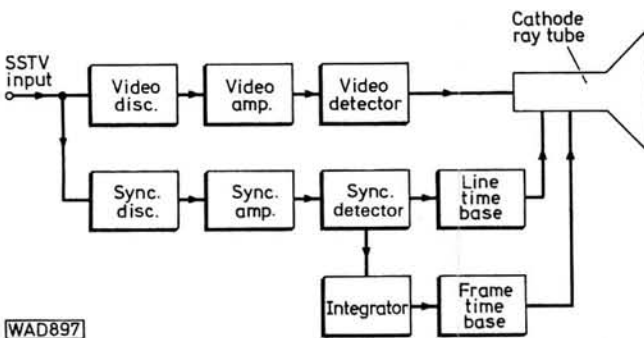


Fig. 4

A block diagram of a simple monitor is shown in Fig. 4. The incoming SSTV signal is fed from the receiver speaker terminals into a conventional limiter/amplifier where amplitude variations caused by QRM and QRN are reduced by the limiter and the signal is boosted by the amplifier before passing to the video and sync discriminators. These are frequency sensitive circuits which separate the video and sync information. The sync discriminator is sharply tuned to 1.2kHz whilst the video discriminator is tuned to pass only 1.5 to 2.3kHz.

After amplification and detection, the frame sync pulses are separated from the line sync pulses and both trigger their respective timebases so causing the raster to be drawn on the screen. Simultaneously the video frequencies are amplified and slope detected producing low output for 2.3kHz (white level) and high output for 1.5kHz (black level). The resulting voltage is then applied to the grid of the c.r.t. to provide intensity modulation of the electron beam. Thus light and dark variations are placed at appropriate points on the screen so reproducing the SSTV picture. Since a single frame takes 7.2 secs to receive, it is essential that the c.r.t. has a long persistence (P7) phosphor.

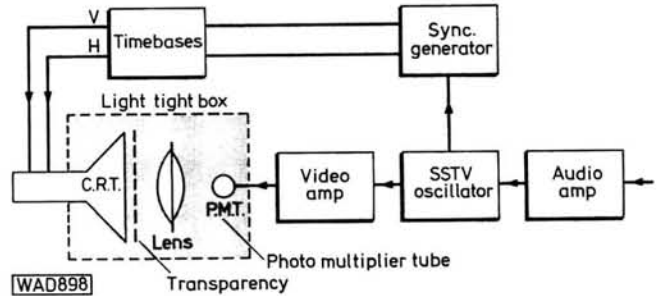


Fig. 5

## Flying-spot Scanner

Slow-scan cameras present more of a problem, mainly due to the difficulty and cost of obtaining suitable Vidicon tubes. These were developed in the late 50's and early 60's for various space probes, notably the Mariner missions to Mars, but the average amateur cannot afford NASA prices! Hence the popularity of the flying-spot scanner (Fig. 5).

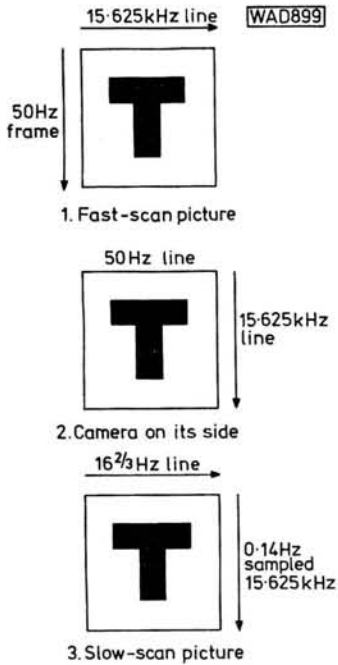
A light-tight box houses a c.r.t. and a photomultiplier tube. A transparency is placed in front of the c.r.t. (which has short persistence phosphor, P1). Horizontal and vertical slow scan sweep is applied to the c.r.t. and since no video modulation is applied, the resulting raster is completely white. The light from this raster is modulated by the transparency and focussed by the lens system on to the photomultiplier producing a small video output voltage. This is then amplified and applied to the SSTV master oscillator which produces a 1.5-2.3kHz audio signal. The sync generator causes the SSTV oscillator to produce 1.2kHz sync pulses at the appropriate times.

## Sampling Camera

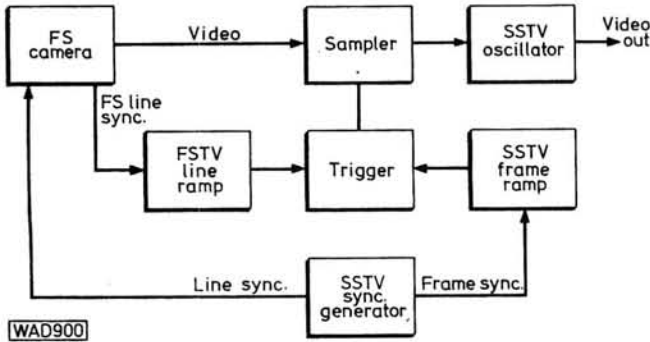
Satisfactory though this was in many ways, the wish to transmit live pictures rather than photographs remained, and for this purpose a camera was essential. An ingenious solution was arrived at in the form of a sampling camera. The principle is shown in Fig. 6, and a block diagram in Fig. 7. A fast-scan camera signal is sampled and converted to a slow-scan signal. The normal British standards for fast scan are a line speed 15.625kHz and a frame speed of 50Hz. If the camera is turned on to its right side the 50Hz scan now becomes horizontal and if divided by 3 it is at the correct slow scan speed. Division can be achieved by replacing the original frame sync pulse by a slow-scan sync pulse and adding a capacitor in the camera to slow down the frame timebase. The original 15.625kHz line speed now running along the vertical axis is sampled over a period of 7.2 secs and the output is slow-scan video



which is fed to the SSTV master oscillator. Such was the state of the art in the mid 1970's and then along came the microprocessor which was to provide a revolutionary approach to SSTV.



**Fig. 6: Principles of the Sampling Camera system**



**Fig. 7: Sampling Camera system block diagram**

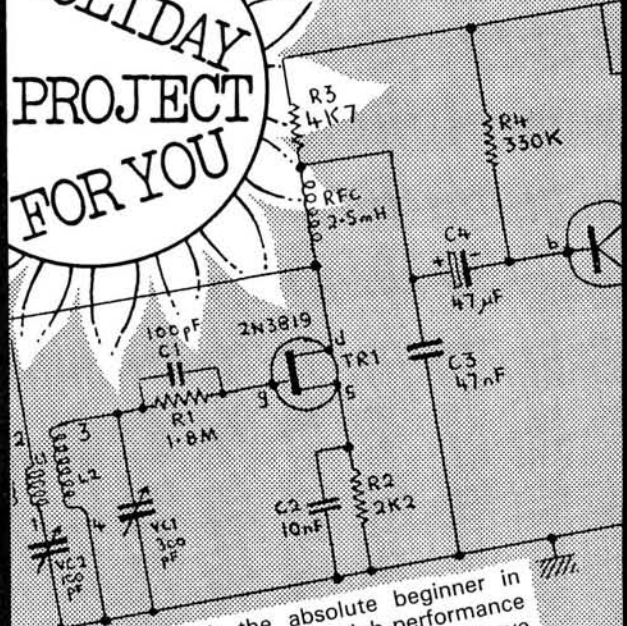
## Scan Conversion

Since the beginning, the idea of converting fast-scan to slow-scan and vice versa had been in the minds of the pioneers, but the practical difficulties had been too great, until the advent of digital electronic techniques, which made scan conversion a practical possibility. Briefly, the system consists of a fast-scan camera whose output is fed into a 'black box' which converts the video signal to slow-scan standards for normal transmission. At the receiving end, another black box is placed between the receiver and a conventional fast-scan TV receiver. No modifications are required to the TV on which the incoming SSTV pictures are displayed in bright long-lasting form. Although rather expensive at first, the continuing fall in the cost of c.m.o.s. has brought scan conversion within the reach of most amateurs.

We will investigate the contents of the 'black boxes' in Part 2 of this series.

# Next month in *Practical Wireless* BEGINNER'S SHORT-WAVE RECEIVER

HOLIDAY  
PROJECT  
FOR YOU



Designed with the absolute beginner in mind, this is a low-cost, high-performance design to get you started in short-wave radio. Using just two transistors, it covers the range 3.5-30MHz (80-10 metres) with sufficient output for loudspeaker listening on most stations.

&  
VHF  
MOBILE  
ANTENNAS

plus

AUDIBLE  
FIELD-STRENGTH  
METER

on sale 7 August



# PW 'STOUR' TOP-BAND TRANSCEIVER

## PART 4

David G. BARRELL G4BMC



Having completed the full constructional details of Boards 1-5, we continue this month with circuit diagrams and descriptions of Boards 6, 7, 8 and 9

### Board 6—Receiver RF Amplifier

Having built two rather mediocre front ends using dual gate f.e.t. devices, a circuit was found using two bipolar transistors in a push-pull arrangement which looked very much "stronger".

As the circuit was a broad-band arrangement a filter was used ahead of the amplifier with broad-band transformers at the input and output to obtain a 50Ω match.

The use of relatively high power transmitting type r.f. transistors in an r.f. amplifier of this type may at first seem a bit of an "overkill". However by the use of such devices, run with heavy voltage and current feedback, together with a high d.c. standing current, a very linear front end can be constructed. This results in an amplifier possessing low distortion products and good dynamic range.

It was decided that although the rest of the transceiver would have no variable tuning arrangements a tunable front end filter at 2MHz would be adopted to provide a fairly high degree of selectivity. The pre-selector tuning should be fairly sharp with no double peaks occurring. If such peaks are encountered then the top coupling capacitor, 6C3, should be reduced in value.

No heatsinking was required on the transistors and although they run fairly warm they are kept well within their ratings.

An attenuator before this amplifier was not found to be necessary and the receiver seems to cope with all on the air signals without any signs of cross-modulation or overload.

### Constructional Details

The board is constructed on double-sided glass fibre p.c.b. with Veropins used for all the external connections. The variable capacitor 6C1 was made by pruning the vanes from a two gang 300pF device until the tuning of this component was not unduly sharp, whilst still covering all of the 160m band. In the finished transceiver the variable capacitor, was mounted above the chassis with the p.c.b. located immediately beneath it. This method of

construction was decided on by the ease of physical layout only, and it could be mounted on the same side as the board provided the leads between the variable capacitor and the board are kept fairly short.

The toroids must be mounted with the correct sensing as shown in the diagram and different toroids of greatly varying  $\mu$  were used in two prototypes; certainly at the frequency in use there was no noticeable difference. The broad-band transformers 6L3 and 6L6 consist of 7 turns of 32 s.w.g. wire trifilar wound; 6L4 and 6L5 consist of 6 turns of 32 s.w.g. wire bifilar wound. Neosid toroids (28-002-27) were used in all cases. No problems were encountered with the stability of this amplifier and the unit worked perfectly from "switch-on". The only alignment necessary being to peak the cores of the pre-selector coils.

Transistors 6Tr1 and 6Tr2 should be mounted very close to the ground plane without touching it (the cases of the 2N5913 devices are connected to the collectors); a distance of 1mm maximum should be aimed for. Solder as many of the earthed connections to both top and bottom ground planes as possible.

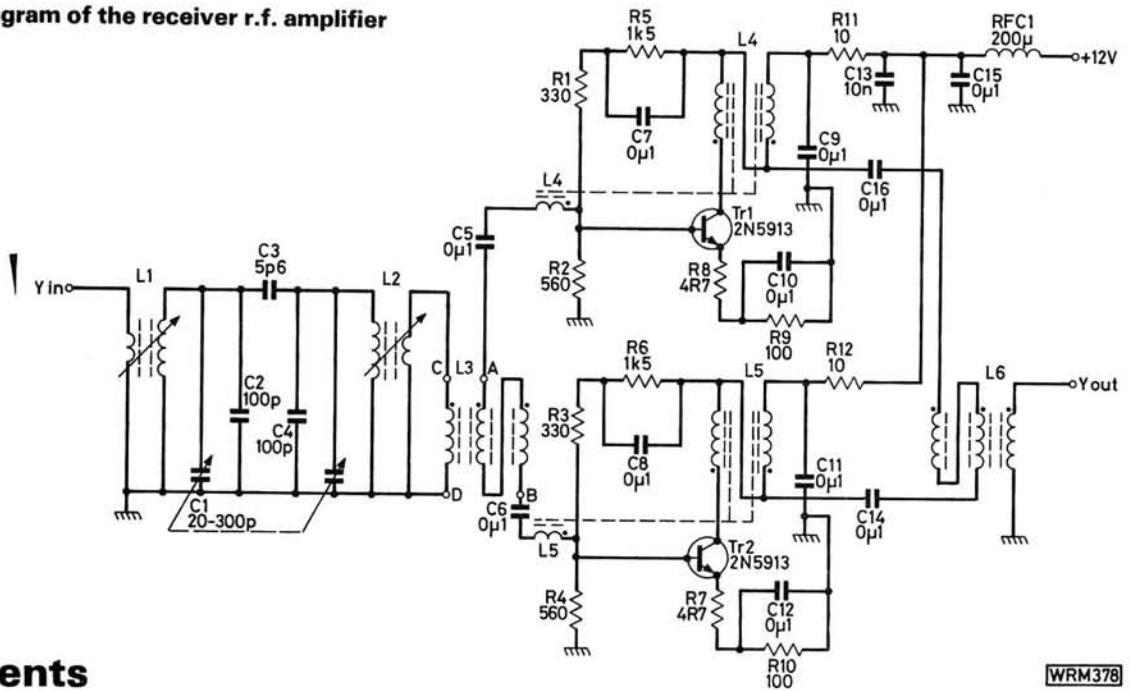
Inductors 6L1 and 6L2, which are resonant at 2MHz, in conjunction with 6C1, 6C2 and 6C4, were wound on Neosid HA2 miniature screened inductance assemblies. Winding a couple of test coils and checking with a g.d.o. will soon give the correct number of turns to resonate at 2MHz with the 100pF resonating capacitor. (50 turns were used with the pot cores used).

It might have been possible to use this unit as the first 2MHz transmit amplifier but it was felt that a much simpler amplifier would suffice. With this in mind it was not thought worthwhile to arrange all the necessary switching involved to save on one amplifier in the transmitter chain.

Readers who intend to operate the Stour should be in possession of the appropriate licence issued by the Home Office to those who have passed the City and Guilds Radio Amateurs' Examination. Details may be obtained from: The Home Office, Radio Regulatory Department, Amateur Licensing Section, Waterloo Bridge House, Waterloo Road, London SE1 8UA.



**Fig. 26: Circuit diagram of the receiver r.f. amplifier**



★ **components**

**BOARD 6**

**Resistors**

1/4W 5% Carbon Film

4.7Ω	2	R7,8
10Ω	2	R11,12
100Ω	2	R9,10
330Ω	2	R1,3
560Ω	2	R2,4
1.5kΩ	2	R5,6

**Capacitors**

Disc Ceramic

10nF	1	C13
0.1µF	11	C5-12, C14-16

Sub-miniature Ceramic

5.6pF	1	C3
-------	---	----

Silver Mica

100pF	2	C2,4
-------	---	------

Variable Air-spaced two gang

20-300pF	1	C1 (see text)
----------	---	---------------

**Semiconductors**

Transistors

2N5913	2	Tr1,2
--------	---	-------

**Miscellaneous**

Neosid HA2 miniature inductance assembly (2);  
Neosid toroids 28-002-27 (4); 32 s.w.g.  
enamelled copper wire; p.c.b. (1)

**Note: Component refs. in text are pre-fixed with the board ref. 6.**

**Board 7—Microphone Amplifier and Balanced Modulator Board**

This board contains the following circuitry.  
(1) A 741 operational amplifier 71C1, which is used as the microphone amplifier.  
(2) An MC1496 (14 pin d.i.l. type) 71C2, used as a balanced modulator.

**Circuit Description**

The 741 op.amp. 71C1 is used as an audio amplifier with the voltage gain set by 7R5 divided by 7R2; increasing 7R2 decreases the gain. The circuit as shown is suitable for a high impedance microphone and worked very well with the author's microphone from the Yaesu FT101. If a low impedance microphone is to be used then a matching stage will be required ahead of the 741.

The 12V switching to the mic. amp. was originally intended to be switched on only during transmit. However this method proved unsuitable due to carrier breaking through at the moment of switch on. The audio amplifier appeared to unbalance the balanced modulator for a short period. To avoid this problem the 12V supply was left permanently connected and, to avoid any feedback during receive, the mic. input was shorted to ground via a relay contact. The mic. gain is controlled by a 1MΩ potentiometer, 7R1, at the input to the 741.

The balanced modulator, which is nothing but a balanced mixer, uses an MC1496. This is used in a fairly standard circuit and is capable of good performance provided that it is not overdriven.

The carrier balance is achieved by adjusting 7R10, a 50kΩ potentiometer, and adequate balance is obtained without extra balancing at the output.

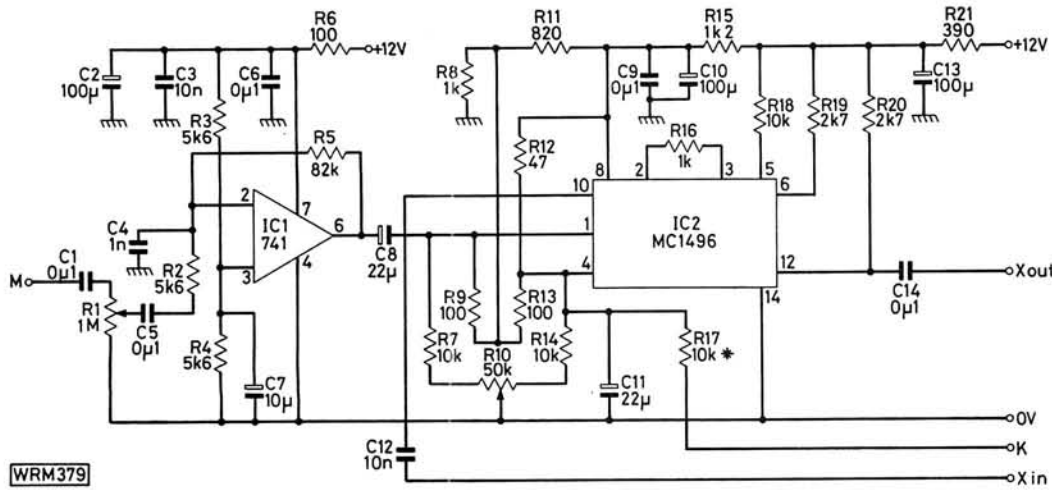
True c.w. operation may be accomplished by unbalancing the modulator. Care must be taken not to overdrive the following stages and of course **10W input power to the p.a. is the legal maximum for 160m.** Resistor 7R17 has been set to 10kΩ and is grounded via the key for c.w. operation.

**RF Amplifier Board Connections**

- (1) Y in connects from the antenna change over relay, RLB.
- (2) Y out connects to Y in on the mixer board 4.
- (3) +12V connects to +12V rail on receive and transmit.



**Fig. 27: Circuit diagram of the microphone amplifier and balanced modulator**



The lower the value of this resistor the more the circuit becomes out of balance, thus a potentiometer and fixed resistor at this point would enable c.w. drive level to be pre-set if required.

Another method which could easily be used with the circuit shown would be to inject d.c. into pin 1 of the MC1496. This again could be via a potentiometer and a fixed resistor as shown in Fig. 28.

### ★ components

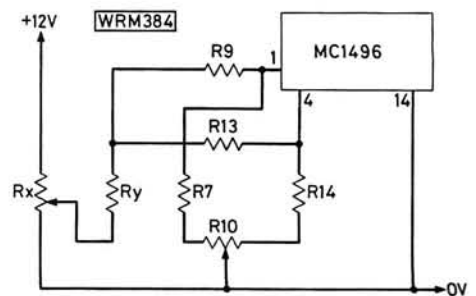
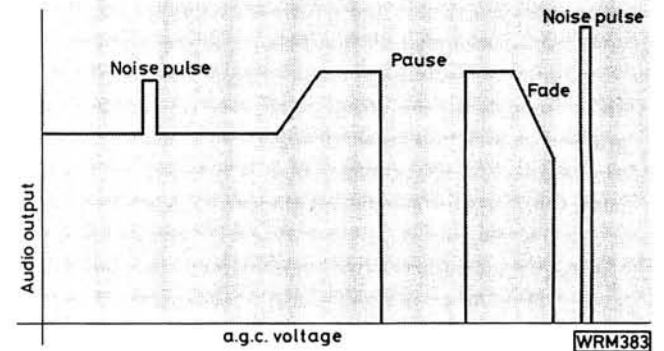
BOARD 7			
<b>Resistors</b>			
$\frac{1}{4}$ W 5% Carbon Film			
47 $\Omega$	1	R12	
100 $\Omega$	3	R6,9,13	
390 $\Omega$	1	R21	
820 $\Omega$	1	R11	
1k $\Omega$	2	R8,16	
1.2k $\Omega$	1	R15	
2.7k $\Omega$	2	R19,20	
5.6k $\Omega$	3	R2,3,4	
10k $\Omega$	4	R7,14,17,18	
82k $\Omega$	1	R5	
Miniature horizontal preset			
50k $\Omega$	1	R10	
1M $\Omega$	1	R1	
<b>Capacitors</b>			
Disc Ceramic			
1nF	1	C4	
10nF	2	C3,12	
0.1 $\mu$ F	5	C1,5,6,9,14	
Single ended Electrolytic 16V			
10 $\mu$ F	1	C7	
22 $\mu$ F	2	C8,11	
100 $\mu$ F	3	C2,10,13	
<b>Semiconductors</b>			
Integrated Circuits			
741	1	IC1	
MC1496	1	IC2	
<b>Miscellaneous</b>			
p.c.b. (1)			
<b>Note: Component refs. in text are pre-fixed with the board ref. 7.</b>			

### Connections on Board 7

- (1) +12V to positive line.
- (2) X out connects to X in on Filter Board 3.
- (3) K is the c.w. key connection.
- (4) X in connects to 9MHz oscillator Board 2.
- (5) M is the microphone input.

### Construal Details

This board is constructed on double sided p.c.b. and Veropins are used for all connections.



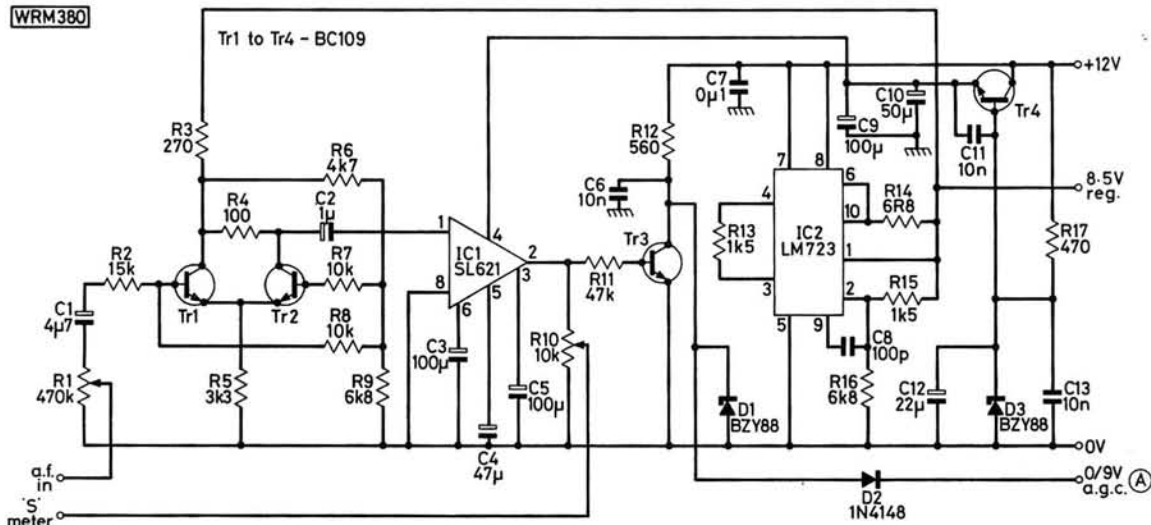
**Fig. 28**

### Board 8—Automatic Gain Control and 8V Regulator Board

This board contains the following circuitry.

- (1) 10mV clipper (8Tr1 and 8Tr2)
- (2) Automatic gain control generator IC1 SL621
- (3) Inverting amplifier 8Tr3
- (4) Automatic gain control regulator 8Tr4
- (5) 8.5V regulator 8IC2, LM723





**Fig. 29: Circuit diagram of the automatic gain control and voltage regulator**

## Circuit Description

The a.g.c. circuit is an audio derived system with the a.f. voltage being taken after the output from the 741 audio amplifier. The actual input comes from the top of the volume control R19. The a.f. voltage is fed to the input of 8Tr1 via 8R1, which is used to set the level at which the a.g.c. starts to operate. It is important that the clipper consisting of 8Tr1 and 8Tr2 has a stabilised supply, therefore it is fed from the 8V regulator circuitry which is contained on the same board. If fed from the 12V rail any small variation in supply voltage, due to voltage drop via the supply leads etc., would cause the a.g.c. to operate.

The clipped a.f. voltage is applied to pin 1 of 8IC1 via 8C2. The SL621 (8IC1) is a fairly complex i.c. which has been designed specifically as an a.g.c. generator with full "hang" time lag. The output of this i.c. is 0-6V with 0V corresponding to the no signal input; the 6V is obtained when a large signal is present. The CA3028 circuits, which the a.g.c. voltage is used to control, require reverse a.g.c. An inverting amplifier, 8Tr3, is therefore used to invert the output voltage from the SL621. A Zener diode, 8D1, located between the collector of 8Tr3 and earth, is included to prevent the collector voltage of 8Tr3 rising above 9V. The maximum gain of the CA3028 occurs at this voltage.

The a.g.c. voltage is taken from the collector of 8Tr3, and is fed through 8D2, a general purpose silicon diode, which is used to isolate 8Tr3 circuitry during transmit. During transmit a fixed voltage is used to supply the CA3028s.

The "S" meter output is taken from pin 2 of the SL621 via a 10k potentiometer. This is a very simple "S" meter circuit but the meter was only required to give comparative signal reports and an accurate 6dB per "S" point system was outside the scope of the author's design facilities.

A stabilised 6V supply was required for the SL621. A separate regulator was included to fulfil this function and consists of 8Tr4, 8D3 and associated circuitry.

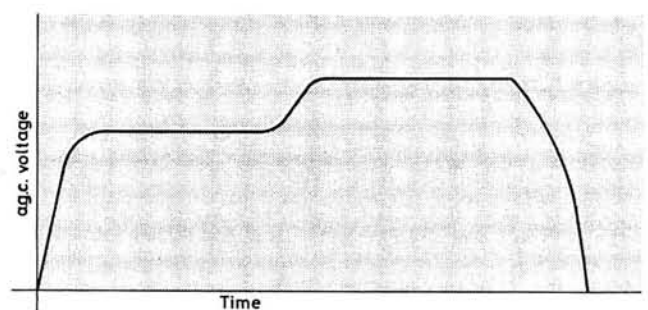
The operation of this particular form of a.g.c. will seem very different to those not used to "full hang" a.g.c. The i.c. contains circuitry to enable the a.g.c. voltage to be unaffected by short noise pulses. However a steady input will produce the required a.g.c. voltage. When the signal ceases the a.g.c. voltage remains at its previous level for about a second and then returns to its full output within a few milli-seconds. This type of "switching" on and off was an

odd sensation when first encountered; short pauses in speech during s.s.b. transmissions leave the receiver gain set at the correct level with, during strong signal levels, no receiver noise during such pauses.

The main voltage regulator for the transceiver is 8IC2, an LM723, which is used to supply a regulated output of approximately 8.5V. The regulator has short circuit protection via 8R14 and its output current is limited by this resistor to a value of approximately 70-80mA.

## Connections on Board 8

- (1) "S" meter connects to relay RLB contacts feeding 1mA meter (during receive).
- (2) AGC 0/9V (A) connects to 1. CA3028 a.g.c. Board 3 (first i.f.).  
2. CA3028 a.g.c. Board 1 (C) (second i.f.).  
3. 8.5V stabilised line via relay RLA contacts during transmit.
- (3) AF in (AF) connects to top (opposite to earth end) of volume control R19 **using screened cable**.
- (4) +12V connects to the 12V supply rail.
- (5) 8.5V reg. connects to 1. v.f.o. 2. Clarifier circuitry.  
3. Relay RLA contacts to a.g.c. line see (2):3, to allow 8.5V to be connected to the CA3028's during transmit.



**Fig. 30: SL621 operation, showing hang action characteristic**



## BOARD 8

### Resistors

#### $\frac{1}{4}$ W 5% Carbon Film

6.8 $\Omega$	1	R14
100 $\Omega$	1	R4
270 $\Omega$	1	R3
470 $\Omega$	1	R17
560 $\Omega$	1	R12
1.5k $\Omega$	2	R13,15
3.3k $\Omega$	1	R5
4.7k $\Omega$	1	R6
6.8k $\Omega$	2	R9,16
10k $\Omega$	2	R7,8
15k $\Omega$	1	R2
47k $\Omega$	1	R11

#### Horizontal preset

10k $\Omega$	1	R10
470k $\Omega$	1	R1

### Capacitors

#### Disc Ceramic

100pF	1	C8
10nF	3	C6,11,13
0.1 $\mu$ F	1	C7

### Resistors

#### $\frac{1}{4}$ W 5% Carbon Film

2.2 $\Omega$	1	R13
10 $\Omega$	5	R4,6,7,11,12
39 $\Omega$	1	R5
100 $\Omega$	1	R10
330 $\Omega$	1	R2
470 $\Omega$	1	R3
560 $\Omega$	1	R1

#### $\frac{1}{2}$ W 5% Carbon Film

1k $\Omega$	2	R8,9
-------------	---	------

### Capacitors

#### Disc Ceramic

50nF	1	C1
0.1 $\mu$ F	6	C2-7

### Single Ended Electrolytic 16V

1 $\mu$ F	1	C2
4.7 $\mu$ F	1	C1
22 $\mu$ F	1	C12
47 $\mu$ F	2	C4,10
100 $\mu$ F	3	C3,5,9

### Semiconductors

#### Integrated Circuits

LM723	1	IC2
SL621	1	IC1

#### Transistors

BC109	4	Tr1,2,3,4
-------	---	-----------

#### Diodes

BZY88C9V2	1	D1
BZY88C6V8	1	D3
1N4148	1	D2

### Miscellaneous

Printed Circuit Board (1).

**Note: Component refs. in text are pre-fixed with the board ref. 8.**

## BOARD 9

### Single Ended Electrolytic 16V

100 $\mu$ F	1	C8
-------------	---	----

### Semiconductors

#### Transistors

2N3866	2	Tr2,3
2N4427	1	Tr1

### Miscellaneous

Neosid toroid 28-002-27 (1); Neosid toroid 28-011-27 (2); 24 s.w.g. enamelled copper wire; p.c.b. (1).

**Note: Component refs. in text are pre-fixed with the board ref. 9.**

## Constructional Details

A double sided glass fibre p.c.b. is used with Veropins for the external connections. Single sided board would probably have been perfectly adequate but as the author did not have a supply of this, the usual double sided format was adopted.

## Adjustments

When used in situ with the transceiver there are two variable components on this board. Potentiometer 8R1 controls the amount of audio reaching the clipper circuitry 8Tr1 and 8Tr2. This should be advanced far enough to ensure minimum distortion on the leading edges of received s.s.b. signals. The effect will be very noticeable on strong signals. If adjusted with the slider directly connected to 8C1 (ie. all audio signals applied directly to the clipper) the a.g.c. will operate on the a.f. noise present even with no antenna connected. The correct setting of this potentiometer

is not critical and a few tests listening to strong signals will soon show the correct setting.

The other adjustment on this board is 8R10 which controls the available current supplied to the "S" meter. This should be adjusted so that the strongest signals drive the meter to full scale.

Note that if 8R1 is adjusted so that the centre slider is connected to earth receiver audio will be totally lost.

## Board 9—Driver Board

The driver board contains the following circuitry.

- (1) 9Tr1 a Class A broad-band stage.
- (2) 9Tr2, 9Tr3 operating in parallel Class A, in a broad-band configuration.

## Circuit Description

The 2MHz r.f. from band-pass filter F1 is applied to the base of 9Tr1 via 9C1. The transistor 9Tr1, a 2N4427, is



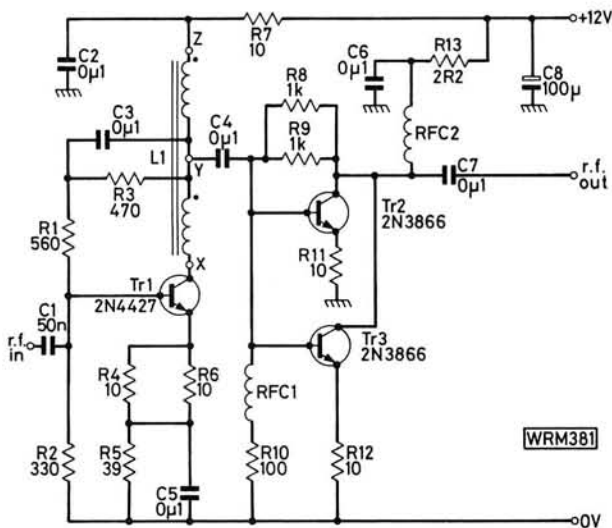


Fig. 31: Circuit diagram of the driver board

used in Class A with a fairly high standing current, typically 60mA with a 13V supply voltage. The stage has both emitter degeneration via the unbypassed 5Ω resistor, two 10Ω ¼W resistors in parallel, and negative feedback via 9C3, 9R3 and 9R1. The collector load is the standard bifilar wound broad-band transformer used in many situations throughout the transceiver. The output from this stage is routed to 9Tr2, 9Tr3 via 9C4.

Transistors 9Tr2 and 9Tr3, a pair of 2N3866 devices, are operated in Class A and in parallel. Again emitter degeneration is used via 9R11 and 9R12. The standing current through each transistor is in the order of 120–130mA and both 9Tr2 and 9Tr3 should have adequate clip-on heatsinks.

This amplifier was originally developed for use as a broad-band (2–30MHz) device and if it is only to be used at 2MHz it would be worth trying cheaper transistors such as the BFY50 or BFY51 for 9Tr1, 2 and 3. The +12V supply is on only during transmit.

## Connections to Driver Board

- (1) r.f. in connects to band-pass filter F1 output.
- (2) r.f. out connects to band-pass filter F2 input.
- (3) +12V to 12V supply via relay RLA contacts (+12V connected during transmit only).

## Constructional Details

This is a very simple board to construct on the usual double-sided glass fibre p.c.b. All earth connections should be soldered top and bottom to connect the upper and lower ground plane wherever possible.

Effective heatsinks should be used especially on 9Tr2 and 9Tr3 which will, after a few minutes of transmission, become quite hot to the touch. Resistors 9R8 and 9R9 should be ½W devices.

Radio frequency choke 9RFC1 consists of 7 turns of 24 s.w.g. wire wound on a Neosid 28-002-27 toroid, with 9RFC2 of identical construction but mounted on a 28-011-27 toroid. Inductor 9L1 is formed of 7 turns bifilar wound on a 28-011-27 toroid, observing the sensing shown.

**Part 5 will cover the v.f.o. and Filter Boards together with functional layouts of Boards 6, 7, 8 and 9**

## VINTAGE RADIO POWER SUPPLY

▶▶ continued from page 33

### CONSTRUCTION RATING

# Beginner

### BUYING GUIDE

The components used for this project should be easily obtainable from advertisers. The materials for constructing the case can be bought from any good d.i.y. shop. If a suitable piece of aluminium sheet is not available then a piece of Formica sheet could be used.

### APPROXIMATE COST

# £12

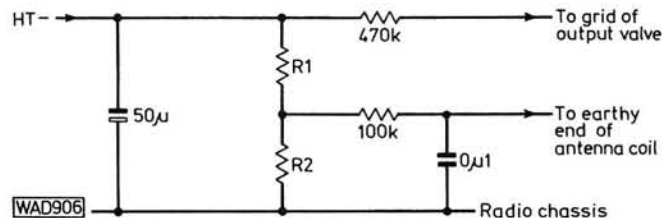


Fig. 2: This is a means of obtaining negative grid bias voltage for those sets which do not have automatic grid bias built in

## Construction

All parts are mounted on a 3mm aluminium plate 250 × 100mm. A tag strip along each side provides convenient anchor points for the components. The layout is not at all critical, but C1 should be mounted close to the LM317, and C7 to Tr1.

The sides of the box are Contiboard, the inside dimensions a clearance fit for the aluminium plate, and the depth 70mm. The corners are mitred. A wood block, short enough to clear the transformer at each end, is glued to each long side, about 4mm below the edge, on the inside. The plate is supported on the blocks, and screwed to them. The best finish for the box is polyurethane varnish, which strengthens the veneer: the aluminium top can be matt black, or black or brown gloss. The bottom of the box is perforated hardboard, and four small plastic feet ensure some air flow.

A mains switch on the unit would be of little value, being normally out of sight. On no account should the ON-OFF switch of a vintage battery radio be used to switch mains voltages: the unit should be switched at the wall socket.

3mm insulated sockets, to accept wander plugs, are used for the h.t. connections; the insulated connectors used for l.t. will accept either spade terminals or 4mm plugs.



# PRODUCTION LINES

**ALAN MARTIN G8ZPW**

## Low-cost Storage Bins

The last thing the constructor can afford is wasted time searching for components, small tools, nuts, bolts and the hundred other odd items required in the workshop. The next to last thing he can afford is costly storage equipment.

Rather than spend time making one's own bins, a firm manufacturing parts bins for industry now has a range available through many retail outlets or by mail order. These are fibreboard storage bins made by Bankers Box of Doncaster.

The bins are supplied flat and are easily folded into shape in a few seconds. No clips or staples are used as the folds are designed to provide plenty of strength, also the surface is resistant to oil and grease deterioration.

The bins come in seven sizes from 51 wide x 102 high x 305mm long up to 203 x 102 x 457mm. As an example of price, the 100 x 100 x 305mm



size, in a pack of ten, usually retails at £3.50 which includes VAT, add 99p p&p for mail orders. Alternatively, a 50 pack costs only £12.95 plus VAT and £1.29 p&p.

For details of other prices and availability contact: *Bankers Box, Record Storage Systems, Doncaster Road, Kirk Sandall, Doncaster DN3 1HT. Tel: (0302) 884566.*

## Receive Converters

Datong Electronics Ltd. have recently introduced two new receive converters for the amateur market, they are:-

First, model DC144/28 is a 2m down-converter which is especially designed to give improved overload and spurious signal performance compared with conventional converters. At the same time a very low noise figure is achieved. This makes the unit ideal for use in areas of high 2m activity where weak DX signals compete with strong local signals.



Technical features include a high dynamic range which has been achieved by using balanced Schottky diode mixer fed with a high oscillator level. To further reduce spurious signals, critical tuned circuits are completely enclosed in screening cans. This also

reduces the level of local oscillator radiation.

Priced at £31.00 plus VAT (£35.65 total), the DC144/28 is also available as a p.c.b. module (less case and connectors) at £25.00 plus VAT (£28.75 total).

Second, model PC-1 up-converts signals in the range 50kHz to 30MHz up to 144-145MHz, so that they can be received on any of the popular 2m all mode transceivers or on v.h.f. scanning receivers.

In effect the 2m receiver then becomes a high performance general coverage communications receiver



## SR-9 Monitor Receiver

Our apologies to Catronics Ltd. and any of our readers who may have been misled by an unfortunate misprint in the Catronics advertisement on page 60 of our June 1981 issue.

The mistake occurred in the price of their Search SR-9, a v.h.f. f.m. monitor receiver which gives fully tunable coverage of the 2m band from 144 to 146MHz and incorporates a facility for installing optional crystals which will provide up to eleven fixed channels for the most popular frequencies. The VAT inclusive price (carriage add £1.50) for the Search SR-9 should have been **£46.00** not £78.00.

A marine band version is also available and both are obtainable from: *Catronics Ltd., Communications House (Dept. 186), 20 Wallington Square, Wallington, Surrey SM6 8RG. Tel: 01-669 6700.*

**More on page 57 ▶▶▶**

with a performance that is generally far superior to that of low to medium cost general coverage receivers.

Technically model PC-1 is notable for its use of a parametric mixer as the frequency converter. Such mixers, previously used only in military-type equipment, feature very low noise levels plus very good strong signal handling ability. When converting up in frequency (as in this case) they also exhibit gain instead of loss and the result is that no other active elements are required in the signal path.

Frequency selection is by two digital switches reading directly in MHz and the correct bandpass filters are automatically connected to the input by internal logic.


The PC-1 costs £105.00 plus VAT (£120.75 total).

Total prices quoted include p&p and both units are available from: *Datong Electronics Ltd., Spence Mills, Mill Lane, Bramley, Leeds LS13 3HE. Tel: (0532) 552461.*









## INTRODUCING THE MICROCOMPUTER—3

by Mervyn J. Axson BA G8WHG

Once we know the latitude and longitude of the QTH locator we can work out the approximate distance from our own location. It can only be approximate because the QTH locator does not give the precise position of a station, but only the latitude and longitude of the midpoint of a "square" measuring 4' x 2' (or roughly 4 miles by 2.5 miles), in which the station is located, so the distance calculated could have a maximum error of  $\pm 2$  miles approx. For this reason, rather than compounding the error, it is better to look up your own parameters on an Ordnance Survey map and to insert these in the program rather than letting the program calculate them from your QTH locator.

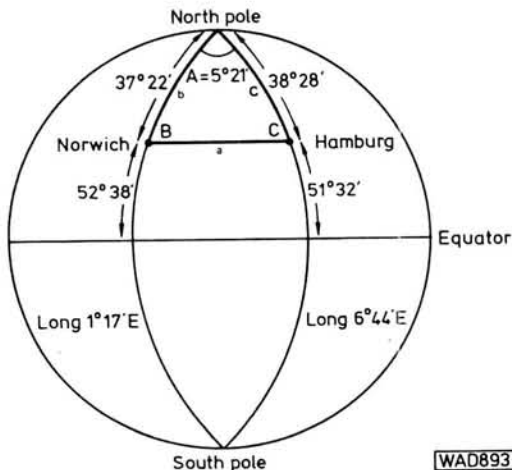
The distance can be calculated by spherical geometry or more correctly trigonometry (Fig. 1). If we know the two sides, b and c, and the included angle of the spherical triangle the third side, which is the great circle distance between B and C (Norwich and Hamburg in the example) is given by the formula:

$$\cos a = \cos b \cos c + \sin b \sin c \cos A$$

The latitude of Norwich is  $52^{\circ} 38' N$  of the equator and therefore  $37^{\circ} 22'$  from the North Pole. Similarly, Hamburg at  $51^{\circ} 32' N$  is  $38^{\circ} 28'$  from the pole. Angle A is the difference in longitudes of Hamburg,  $6^{\circ} 44' E$  and Norwich,  $1^{\circ} 17' E = 5^{\circ} 27'$ :

$\cos a = \cos 37^{\circ} 22' \cos 38^{\circ} 28' + \sin 37^{\circ} 22' \sin 38^{\circ} 28' \cos 5^{\circ} 27'$  In fact, we do not need to do the subtraction of the latitudes B and C from 90 to obtain the distances from the pole ( $90 - \text{lat}$ ), since  $\sin(90 - x) = \cos x$  and  $\cos(90 - x) = \sin x$ , the formula can be rewritten:

$\cos(\text{dist}) = \sin \text{lat } 1 \sin \text{lat } 2 + \cos \text{lat } 1 \cos \text{lat } 2 \cos(\text{long } 1 - \text{long } 2)$



[WAD893]

**Fig. 1: Calculating the Great Circle distance between two points on the Earth's surface**

We have assumed that both locations are on the same side of the Greenwich meridian i.e. both East or both West longitudes. If one is East and the other West then the angle A is the sum of the two, and  $\cos(\text{long } 1 - \text{long } 2)$  should be replaced by  $\cos(\text{long } 1 + \text{long } 2)$ . You will see a simple way to carry this out when we come to code the program in BASIC but before we do there are two further points to mention.

BASIC does offer the functions SIN(X) and COS(X) so the conversion of the latitudes and longitudes to their sines and cosines presents no problem. What BASIC does not do directly is to give a function for the inverse of a cosine (ARCCOS), or in simpler terms, convert the cosine back to decimal degrees. It does however give the Arctangent (ATN(X)) and the BASIC handbook tells us that  $\text{Arccos}(X) = -\text{ATN}(X/\text{SQR}(-X^2+1)) + 1.5708$ . The other point is that BASIC works in radians rather than the decimal degrees that we have been using. To convert from decimal degrees to radians we multiply by  $2\pi/360$ . In order to save typing these into the program each time that they are to be used, BASIC allows us to define our own functions in the form DEF FNX (V) = 'xxxxxxx'. Then whatever function is defined by this statement will be applied to the variable that we put in the brackets.

```
1430 DEF FNA (V) = -ATN (V/SQR(-V*V+1)) + 1.5708
```

```
1440 DEF FNB (V) = V*2*PI/360
```

We already have the latitude and longitude of the QTH locator in variables L2 and L4 respectively, so let us put our own in variables L6 and L8. The QTH of G8WHG is latitude  $53^{\circ} 9' N$  and longitude  $2^{\circ} 11' W$  so remembering to convert to decimal degrees:

```
1450 LET L6=53.15
```

```
1460 LET L8=2.183
```

Since the location is longitude W we want to change  $\cos(\text{long } 1 - \text{long } 2)$  to  $\cos(\text{long } 1 + \text{long } 2)$  if the QTH locator is longitude E. Since  $2 - (-2)$  is the same as  $2 + 2$  we simply make L4 negative if required:

```
1470 IF B$="EAST" THEN L4=-4
```

Obviously if your own location is longitude E then you would change line 1470 to IF B\$="WEST" THEN L4=-L4. We can now use FNB to convert to radians and then do the sums to extract the distance.

```
1480 L2=FNB(L2) : L4=FNB(L4) : L6=FNB(L6) : L8=FNB(L8)
```

```
1490 E=(SIN(L6)*SIN(L2))+(COS(L6)*COS(L2)*COS(L8-L4))
```

```
1500 LET E=FNA(E)
```

```
1510 LET E=E*360/(2*PI)
```

Variable E now contains the distance between the two points in the form of the length of the arc of the great circle joining them in decimal degrees. One degree of a great circle equals 60 nautical miles and 33 nautical miles equals



```

60 OPEN1,4
70 INPUT"TIME IN FORM HHMMSS";TI$
80 PRINT#1,"TIME";TAB(12);"NO";TAB(10);"CALL SIGN";TAB(8);"RS IN";
90 PRINT#1,TAB(10);"RS OUT";TAB(10);"LOCATOR";TAB(8);"DISTANCE";TAB(8);"POINTS"
95 PRINT#1
100 Z=0
110 DIM C$(255)
120 INPUT"CALLSIGN";D$
130 FORI=0TOZ
140 IFD$(I)GOTO 500
150 NEXT
160 PRINT"NOT WORKED"
170 PRINT"GOING TO WORK ?"
180 INPUT"TYPE Y IF YES, N IF NO";E$
190 IF E$="N" GOTO120
200 C$(Z)=D$
210 Z=Z+1
215 Z$=STR$(Z)
220 PRINT
230 INPUT"RECEIVED RST";R
240 PRINT
250 INPUT"SENT RST";R1
260 D=LEN(Z$)
265 PRINT#1, TI$;TAB(10);Z;TAB(13-Q);D$;
266 D=LEN(D$)
267 PRINT#1,TAB(16-Q);R;TAB(11);R1;
270 GOTO1000
500 PRINT"WORKED - CONTACT ";I+1
510 GOTO120
1000 PRINTCHR$(147)
1010 INPUT"QTH LOCATOR";A$
1020 L1=ASC(MID$(A$,1,1))
1030 L2=ASC(MID$(A$,2,1))
1040 N1=VAL(MID$(A$,3,1))
1050 N2=VAL(MID$(A$,4,1))
1060 L3=ASC(MID$(A$,5,1))
1070 L3=ASC(MID$(A$,5,1))
1080 LET L2=L2-24.5
1090 LET I=N1+1
1100 IF N2=0 THEN I=I-1
1110 ON I GOTO 1120,1130,1140,1150,1160,1170,1180,1190
1120 LET L2=L2+.479 : GOTO1200
1130 LET L2=L2+.354 : GOTO1200
1140 LET L2=L2+.229 : GOTO1200
1150 LET L2=L2+.0875 : GOTO1200
1160 LET L2=L2-.021 : GOTO1200
1170 LET L2=L2-.146 : GOTO1200
1180 LET L2=L2-.271 : GOTO1200
1190 LET L2=L2-.396
1200 IF L3=65 OR L3=66 OR L3=72 GOTO 1230
1210 IF L3=67 OR L3=71 OR L3=74 THEN L2=L2-.042:GOTO 1230
1220 L2=L2-.083
1230 LET A=INT(L2)
1240 LET B=(L2-A)*60
1250 IF L1<85 THEN LET L1=2*(L1-64)-1:B$="EAST":GOTO1270
1260 LET L1=2*(90-L1)+1:B$="WEST"
1270 LET N2=N2-1
1280 IF N2=-1 THEN N2=9
1290 IF B$="WEST" GOTO 1350
1300 LET L4=-58+(N2+12)
1310 IF L3<69 AND L3<73 GOTO 1340
1320 IF L3>65 AND L3<69 THEN L4=L4+8 : GOTO 1390
1330 L4=L4+4
1340 GOTO 1390
1350 LET L4=58-(N2+12)
1360 IF L3>69 AND L3<73 GOTO 1390
1370 IF L3>65 AND L3<69 THEN L4=L4-8 : GOTO 1390
1380 L4=L4-4
1390 L4=L4/60
1400 L4=L1+L4
1410 LET C=INT(L4)
1420 LET D=(L4-C)*60
1430 DEF FNA(V)=-ATN(V/SQR(-V*V+1))+1.5708
1440 DEF FNB(V)=V*(2+/360)
1450 LET L6=53.15
1460 LET L8=2.183
1470 IF B$="EAST" THEN L4=-L4
1480 L2=FNB(L2):L4=FNB(L4):L6=FNB(L6):L8=FNB(L8)
1490 E=(SIN(L6)*SIN(L2))+COS(L6)*COS(L2)+COS(L8-L4)
1500 LET E=FNA(E)
1510 E=E*360/(2*)
1520 E=E*60*38/33
1530 E=INT(E+.5)
5000 PRINT
5010 PRINT
5020 PRINT"LONGITUDE = ";C;"DEGREES";INT(D);"MINUTES ";B$
5030 PRINT
5040 PRINT"LATITUDE = ";A;"DEGREES";INT(B);"MINUTES NORTH"
5050 PRINT
5060 PRINTA$;" IS APPROX ";E;" MILES FROM G8WHG"
5070 E1=INT(E+1.609+.5)
5075 E1$=STR$(E1)
5077 D=LEN(E1$)
5080 PRINT"OR APPROX ";E1;" KILOMETRES"
5090 P=INT(E1/50)+(INT(E1/50)+1)
5100 PRINT#1,TAB(12);A$;TAB(10);E1;TAB(16-Q);P
5110 PRINT
10000 GOTO 120
READY.

```

TIME	NO	CALL SIGN	RS IN	RS OUT	LOCATOR	DISTANCE	POINTS
160028	1	GWRWDC/P	59	59	YN75J	63	3
160121	2	G8UVV	59	59	YN78J	24	1
160244	3	G4DEE	59	59	YN39B	48	1
160414	4	G8XDT	59	59	YN38D	43	1
160459	5	G8UVE	59	59	YN18D	71	3
160553	6	G4HYG	54	55	YN28C	63	3
160654	7	G4BJUL/P	57	56	YN75B	56	3
160750	8	G4ERP/P	51	53	ZL01J	137	5
160827	9	G8TLG/P	59	59	YN38H	55	3
160933	10	GWAGNO/P	53	41	YL05J	148	5
161039	11	G3GSR	11	59	YK07J	248	9

Fig. 2: Complete program and sample run of contest logbook

38 statute miles so we can obtain the answer in statute miles and display it on the screen:

```

1520 E=E*60*38/33
5050 PRINT
5060 PRINT A$;" IS APPROX ";E;" MILES FROM G8WHG"

```

E will very probably have ended up as a whole number with a string of numbers after the decimal point, which gives a misleading sense of accuracy, so we will add one more line to convert it to the nearest whole number before printing:

```
5030 E=INT(E+.5)
```

Having got the program to work so far, we can now extend it to keep the station log for a contest. When you hear a station calling, you want to know rapidly whether or not you have already worked it in the contest, so first let us keep a list of the callsigns worked in the computer's internal memory. We can do this by "setting up an array using a single subscripted variable"! All this means is that we store the callsigns in a variable, say C\$, followed by a number in brackets which can range from 0 to 255, so the callsign of the first station to be worked is stored in C\$(0), the second in C\$(1) and so on, until the 256th to be worked is stored in C\$(255). (If we want to cover more



than 256 stations, we can set up another array, say C1\$, which will bring us up to 512. If this is not enough we can have C2\$ and so on up to the limit of the computer's memory). We then want to be able to input a callsign to the computer and tell it to search its memory to see whether or not it has been worked and give the appropriate answer:

```

100 Z=0
110 DIM CS(255)
120 INPUT "CALLSIGN";DS
130 FOR I = 0 TO Z
140 IF DS = CS(I) GOTO 500
150 NEXT
160 PRINT "NOT WORKED"
170 PRINT "GOING TO WORK?"
180 INPUT "TYPE Y IF YES, N IF NO";ES
190 IF ES = "N" GOTO 120
200 CS(Z) = DS
210 Z=Z+1
270 GOTO 1000
500 PRINT "WORKED—CONTACT"; I+1
510 GOTO 120

```

Line 100 sets a counter "Z" to 0 so that the first callsign will be stored in CS(0) by line 200. Line 110 tells the computer the size of the array and line 120 asks us to input the callsign. Lines 130 to 140 are a FOR ----- NEXT loop, which is a very valuable BASIC statement for repeating an operation. In this case the FOR statement tells the computer that I should successively have the value from 0 to whatever value "Z" has reached i.e. the subscript of CS for the last callsign stored in the memory. Line 130 then tells the computer to look in the memory and compare the callsign stored with the new one. If they are the same, the operation is transferred to line 500 which tells us that the station has been worked as contact No. X and then 510 puts the program back to 120 to ask for the next callsign. If DS is not the same as CS(0) line 150 returns to 130 where I set to 1 and the operation repeated. If the callsign DS is not found in the memory then line 160 will be reached. We can now try to make contact with the calling station and if successful answer the question in line 170 with a "Y", when line 200 will now store the callsign in CS(Z) and 210 will increment Z by one ready for the next callsign to be worked. The other logkeeping operations can then be carried out as we will see shortly. However if contact is not established, we respond to line 170 with "N" and the program will be returned to line 120 by line 190.

Obviously, if we want to keep a written record a printer must be attached to the computer and we must arrange for the required details to be sent to the printer rather than to the v.d.u. screen. Output peripherals are given numbers and in the case of the PET microcomputer, the printer is coded as device No. 4. so we give an open statement:

```
60 OPEN 1,4
```

Now any statement started with PRINT 1 will be sent to the printer. It is useful to have a note of the time automatically printed in the log for each contact and most microcomputers do have an inbuilt clock function. In the case of the PET this is stored in the variable TIS and is in the form of "HHMMSS" for hours, minutes and seconds since power up. You can however set TIS to read actual clock time:

```
70 INPUT "TIME IN FORM HHMMSS"; TIS
```

We now want to print column headings on the log sheet:

```

80 PRINT#1,"TIME"; TAB(12);"NO"; TAB(10); "CALL-SIGN"; TAB(8);
"RS IN";
90 PRINT#1, TAB(10); "RS OUT"; TAB(10);"LOCATOR"; TAB(8);
"DISTANCE"; TAB(8);"POINTS"
95 PRINT#1

```

The TAB(X) is to format the output to the printer e.g. 12 spaces will be left between TIME and NO. As you will see we use the TAB function again to print out the data for each station, but in a slightly different form, since the actual length of data items will vary, so we must take this into account so as to line them up under each other in the log. e.g. callsigns may vary between 4 data items (G2XX) and 8 data items (GM8XXX/P). There is a function LEN(X\$) which will count the number of data items in the string and we can then deduct this number from the TAB to give the correct spacing, e.g. Q=LEN(D\$) and then PRINT#1, TAB(20-Q) ensures correct lining up. BASIC will not find the length of a number by this method so we have to play a trick on it. STR\$(N) converts a number to a string i.e. 300 becomes "300", so we can then find out the length as before.

There are just two more points to be considered before the program is complete. We have got our distance in miles but for contest work we use kilometres so:

```
5070 E1 = INT(E*1.609 + 0.5)
```

This gives an alternative answer in kilometres approximately. We can now get the computer to work out the points scored for each contact according to the distance. The usual RSGB scoring for v.h.f. contests is 1 point for up to 50km, 3 points for 50 to 100km, 5 points for 100 to 150km and so on. A statement in the following form will calculate the point score:


```
5090 P = INT(E1/50) + (INT)(E1/50)+1
```

If E1 = 47 the sum is 0 + 0 + 1 = 1, and for E1 = 147 it is 2 + 2 + 1 = 5.

The whole program is shown in Fig. 2. and it does look quite complicated, but by taking it a stage at a time and making each part work, then expanding to do something else as well, the process has been relatively painless. This is the secret of successful programming, start simply, get it working and then expand. And, if it works, leave it alone!

# Kindly note!

**Active Receiving Antenna March 1981**  
 The ferrite toroid to form T1 should be a Neosid 28-511-28 (12 o.d. x 6 i.d. x 3mm enamel coated).



"Right, I've got that all OK. To avoid timing out, I must wait for the "K". Er . . . Er . . . is that the long burst of Morse, or the short bit?"

... Brighton & District RS Newsletter

"This car I've borrowed is most peculiar. If you put the right-hand indicators on and then turn left, they cancel."

... heard by G3GSR



# WORLD BEATER!

## TR-7

Some interesting facts  
on the  
**DRAKE TR-7**  
transceiver



- ★ No other amateur transceiver has such a rugged broad banded, no tune up solid state p.a. capable of giving so high an output power over so long a period.
- ★ Only one other transceiver has receiver specifications that can equal the TR-7 and that one costs a great deal more money.
- ★ Built in general coverage receive and the capability to transceive on any future amateur bands between 1.8 and 30 MHz.
- ★ Built in 150 MHz frequency counter.
- ★ Optional Noise Blanker that can deal with the Russian Woodpecker.

### R. L. DRAKE PRICE LIST

Model	Description	Inc.	VAT	Carr.	Model	Description	Inc.	VAT	Carr.
TR-7/DR-7	Transceiver/Gen. Cov. Receiver Digital	1035.00		5.00	SP-75	Speech Processor .....	79.35		2.00
PS-7	Power Supply 120/240v for TR-7 .....	207.00		5.00	CW-75	Electronic Keyer.....	59.80		2.00
PS-75	Sideband Duty P.S.U. for TR-7 120/240v.....	138.00		5.00	P-75	Phone patch .....	59.80		2.00
RV-7	Remote V.F.O. for TR-7 .....	132.25		2.00	7804	Service Manual for TR-7.....	18.50		2.00
MS-7	Matching Speaker for TR-7 and R-7 ...	29.90		2.00	7805	Service Manual for R-7 .....	18.50		2.00
R-7/DR-7	Digital Receiver 0-30 MHz .....	989.00		5.00	7037	TR-7 Service Kit.....	37.95		1.00
SL-300	CW Filter for TR-7 and R-7 (300 Hz) ...	39.10		0.50	L-7E	Linear Amp. 2kw. 10m-160m with tubes (2) .....	897.00		10.00
SL-500	CW Filter for TR-7 and R-7 (500 Hz) ...	39.10		0.50	3-500Z	Tube for L-7E and L-75E.....	69.00		2.00
SL-1800	SSB/RTTY Filter for TR-7/R-7 (1800 Hz) .....	39.10		0.50	L-75E	Linear Amp. 1kw 10-160m with tube (1).....	598.00		5.00
SL-4000	AM Filter for R-7 Receiver (4000 Hz)..	39.10		0.50	TV-42LP	Low Pass Filter 100w .....	10.35		1.00
SL-6000	AM Filter for TR-7 and R-7 (6000 Hz)	39.10		0.50	TV-3300LP	Low Pass Filter 2kw .....	18.40		1.50
AUX-7	Range. Prog. board and 1 Receive module.....	32.20		1.00	7073	Hand Microphone for TR-7 .....	18.40		1.00
RRM-7	Range receive modules for Aux-7 (500 KHz) .....	5.75		0.50	7077	Desk Microphone for TR-7 .....	29.90		2.00
RTM-7	Range tcve. modules for Aux-7 (500 KHz) .....	5.75		0.50	DL-300	Dummy Load 330w.....	20.70		1.00
NB-7	Noise Blanker for TR-7 .....	66.24		1.00	DL-1000	Dummy Load 1000w.....	37.95		2.00
NB-7A	Noise Blanker for R-7 Receiver.....	66.24		1.00	CS-7	Remote control ant. switch 5 way (7 line) .....	115.00		5.00
FA-7	Fan for TR-7 and PS-7.....	20.70		2.00	B-1000	Balun for MN-7 and MN-2700 4:1 ....	20.70		1.00
MMK-7	Mobile mounting kit for TR-7 .....	34.50		2.00	Manuels	Spare Operating Manuals.....	6.00		1.00
MN-7	ATU/RF Wattmeter. 160-10 m (250w)	124.20		5.00	Interface	R-7/TR-7 connecting cable.....	20.70		1.00
MN-2700	ATU/RF Wattmeter 160-10m (2kw) ..	207.00		5.00	AK-75	Multiband Antenna .....	23.00		2.00
WH-7	RF Wattmeter/VSWR Bridge (HF) .....	59.80		2.00	AA-75	Antenna Insulator Kit.....	2.30		0.50
					HS-75	Headset.....	9.95		1.00



Importers & Distributors for Hy-Gain, CDE, Rockwell-Collins, Macrotronics Bencher,  
R. L. Drake, Ten-Tec, A E A, Bearcat, stockists of all Amateur & Computer Products

LONDON'S AMATEUR RADIO STOCKIST

... just around the corner from West Hampstead Station (Jubilee Line)

**RADIO SHACK LIMITED**  
TELEX 23718

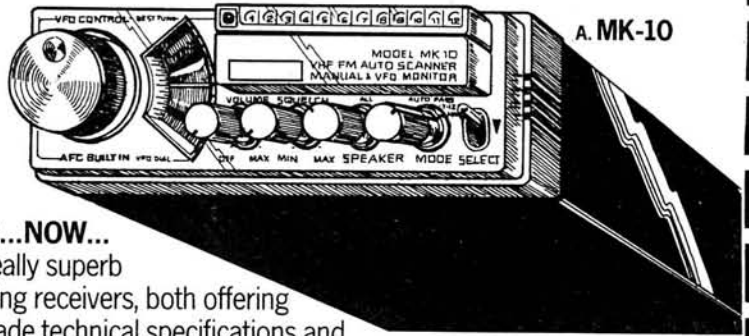
188 BROADHURST GARDENS, LONDON, NW6 3AY  
TELEPHONE 01-624 7174



# AMATEUR RADIO EXCHANGE



B. MR-1000A



A. MK-10

## HERE...NOW...

Two really superb scanning receivers, both offering top-grade technical specifications and unbelievable value for money. Come and try them in the shop, or phone your orders and enquiries. (24-hour answer service when we're closed.)

**A MK-10** VHF FM scanning receiver, covering 144-152MHz. Scanning or manual tuning through up to 12 crystal-controlled frequencies, **OR** VFO control on main dial. Automatic lock-out facility. Sensitivity  $1\mu\text{v}$  (25 db S/N). 12v only. **BASIC PRICE £69.**


**B MR-1000A** The finest-value pocket receiver ever offered. VHF FM scanner, 10 channels, and allowing scan or manual tuning across selected crystal-controlled channels. Complete with Nicads and charger. **BASIC PRICE £39.**

CRYSTALS: AMATEUR BAND 145-145.775MHz £2 EACH. ALL OTHER FREQUENCIES INC. MARINE £4 EACH. PRICES ARE POST-FREE AND INCLUDE VAT.

**AMATEUR RADIO EXCHANGE,**  
2 Northfield Road, Ealing, London, W13 9SY.  
Telephone: 01-579 5311.

CREDIT CARD  
SALES BY  
TELEPHONE.





**QUALITY QUARTZ CRYSTALS QUICKLY**

10 kHz   50 kHz   100 kHz   500 kHz   1MHz   100MHz   250MHz   270MHz  
 Crystal Filters 9.0MHz   10.7MHz   21.4MHz

**Webster Electronics**

ILMINSTER, SOMERSET TA19 9QA, ENGLAND  
Telephone (046 05) 4261/2 Telex 46571 FRQNCY G



GM30PW

# TRIO

GM41PS



## JAYCEE ELECTRONICS

20 WOODSIDE WAY, GLENROTHES, FIFE, KY7 5DF  
Phone: 0592 756962/754918 Telex: 727181  
OPEN 5 DAYS: TUES-SAT, 9am-5pm

★ **YOUR APPROVED DEALER IN SCOTLAND** ★

PART EXCHANGE AND HIRE PURCHASE  
QUALITY, GUARANTEED SECONDHAND EQUIPMENT IN STOCK

Come and visit our showroom and try the latest TRIO goodies. Have a friendly chat with John, GM30PW or George, GM41PS

**HEAR GEORGE ON THE AIR OPERATING HIS TS830S AS REVIEWED IN THIS ISSUE**



# PRODUCTION LINES

ALAN MARTIN G8ZPW

## Low-cost d.f.m.

The Thurlby FM77T is a complete digital frequency meter built into a module less than 12mm thick and costing under £20.00.

With no additional components the FM77T will directly measure and display frequencies up to 3999.9kHz. With external pre-scaling, this can be extended to 39.999MHz or 399.99MHz.

Stability is better than  $\pm 25$ p.p.m. over a 10°C to 30°C temperature range and is defined by a built-in crystal timebase. The display is a high contrast reflective i.c.d. with 9mm high characters, user selectable decimal points and kHz/MHz indicators.


For radio receiver applications, the user can select any one of 23 pre-programmed standard i.f. offset frequencies, enabling a reception frequency to be displayed by measurement of the local oscillator.

The FM77T operates from a single power source of between 4.5V and 7V and consumes only 1mA. Overall size is 70 x 38 x 11mm and the display is



mounted behind a textured bezel.

Priced at £19.95 plus VAT and no charge for carriage, the FM77T is obtainable from: *Thurlby Electronics Ltd., Office Suite 1, Coach Mews, The Broadway, Huntingdon, Cambs. PE17 4BN. Tel: (0480) 63570.*



## Miniature Handtools

Tele-Production Tools Ltd., the Westcliff based manufacturer of Handtools and Production aids, recently introduced a set of three new "Easi-Grip" miniature handtools designed principally for the electronics engineer.

This "Easi-Grip" set consists of miniature carbon steel side cutters, fine nosed stainless tweezer-pliers and a serrated stainless steel scissor/shear for cutting fine wires, boards, foil etc.

The average tool weight is only 40g and costs £3.75 each which includes VAT and p&p, or £10.00 for the set.

*Tele-Production Tools Ltd., Stiron House, Electric Avenue, Westcliff-on-Sea, Essex SSO 9NW. Tel: Southend (0702) 352719.*



## New Clubs

Skegness and District Radio Society was founded in February this year and meets on the first and third Tuesday every month at the White Swan, Burgh-le-Marsh, at 2000hrs.

RAE classes and Morse instruction have been started along with a wide range of activities and club constructional projects.

New members and visitors are welcome and can obtain further details from: *Jack Joslin G3NRY, 150 Roman Bank, Skegness, Lincolnshire PE25 1SE.*

Watford Radio Club has just been formed, and although the membership at present is small, the organisers hope to attract local amateurs and s.w.l.s.

Further information can be obtained from either: *Ken G6BKZ on Garston (092 73) 79022 or Mr A. C. Thompson, 2 Fairfolds, Watford, Herts. WO2 4TW.*

## Queen's Award for Plessey

Plessey Semiconductors has won the Queen's Award for Export Achievement.

The award, given for outstanding export performance over three consecutive years, demonstrates the success with which the company has penetrated world-wide markets.

The company currently exports over 70% of production and its successes include selling integrated circuits for Japanese television receivers and military circuits to the USA.

Identification Signals Tape, a recording from Radio Netherland's DX Juke Box programme called "New Year Nonsense from the Netherlands" and an album entitled "Long Live Shortwave!"

The HAP Tapes Catalogue gives a detailed description of each of the recordings as well as prices and is available from HAP offices in the UK and Canada free of charge, although return postage is required.

*HAP-UK, PO Box 4, St. Ives, Huntingdon, Cambs. PE17 4FE.*

## Radiothon

The Sankey and Penketh Amateur Radio Club ("SPARKS" to their friends) will be running a Radiothon from 10am on Saturday 8 August until 10pm on Sunday 9 August at Sankey Valley Park, about a mile west of Warrington on the A57. The aim is to raise money for local charities. Special station GB3SVP will be looking for contacts on all h.f. bands and 2m, and there will be talk-in on S9.

Added attractions are a bring-and-buy stall, and on the Sunday, the Sankey Valley Dry Land Boat Regatta. Further information from G3VZU or G4HYC, both QTHR.

## HAP-UK Tapes Catalogue

The Handicapped Aid Programme, the international organisation which promotes s.w. radio amongst handicapped people and offers them practical assistance, has just published a catalogue containing full and detailed information on the tapes produced by the Programme.

Currently available is a six tape series devoted to the fascinating world of radio, as well as a Foreign Language Recognition Course. There is also an



# SPECIAL PRODUCT REPORT



# TRIO TS-830S

# HF SSB TRANSCEIVER



A new h.f. transceiver, the TS-830S, emerged from the Trio stable at last year's Leicester Show following on the popular TS-520SE and TS-820 series. After trying the Yaesu FT-101ZD and the Trio TS-830S the author decided to purchase the latter having used Trio equipment for the past 15 years with consistently good results both on transmit and receive. This report is based on an extensive operational evaluation.

The most important feature of the TS-830S is that the new 10, 18 and 24MHz amateur bands are fitted as standard in readiness for their licensed availability.

As supplied the transceiver is ready for reception only on these new frequencies and to prevent inadvertent transmissions diodes are fitted across the crystals. Simple instructions are contained in the manual detailing the procedure for the removal of these and so making the rig ready for normal transceive operation on these three bands when they become available.

The receive side of the transceiver features a conventional double conversion system with the first i.f. on 8.830MHz and the second at 455kHz.

Incoming signals from the antenna are routed via a switchable 20dB r.f. attenuator to the r.f. amplifier and then through a buffer amplifier stage to the first mixer. Signal amplification takes place at the first i.f. before passing through the noise blanker "gate" from which a portion is taken to the adjustable noise blanker circuit and into the second r.f. mixer.

Further i.f. amplification is provided before the Q multiplier, notch filter, buffer, final i.f. amplifier and product detector. An r.f. gain control is provided to adjust the automatic gain control, a.g.c., and threshold voltage. Two stages of audio amplification complete the receiver line up.

The v.f.o. which tunes between 5.5 and 6MHz feeds into the phase lock loop unit, which in turn drives the digital frequency counter and display and also provides the v.c.o. and carrier voltages.

Many new features have been incorporated in the TS-830S, enabling a reduction or removal of the ever present QRM found on the amateur bands. Several methods of reducing adjacent channel QRM are employed, one being the v.b.t. or variable bandwidth tuning system; see Fig. 1. This has the effect of varying the bandwidth of the i.f. and is most effective by being able to cut down any excessive "splatter" from other amateur signals. It does of course degrade the incoming signal, as one would expect. Whilst

the specifications indicate a possible 1.2kHz shift of the signal, it was found that a 1kHz shift was possible by adjustment of the i.f. shift control.

By using the i.f. shift and the variable bandwidth tuning control it is possible to eliminate quite a fair percentage of QRM unless of course the unwanted signal is on the exact frequency you are listening on. Not having these facilities on the Trio-520S resulted in quite a lot of QSOs being lost, even when the QRM was only 1.0kHz offset.

The i.f. shift moves the crystal passband frequency by 1.1kHz, this being achieved by using a phase locked loop, in the local oscillator circuit and the v.b.t. altering the passband width of the i.f.

Several dual concentric controls are used in the 830S; incorporated with the i.f. shift is the NOTCH control. Quite a lot of information on the use of this method of filtering has appeared in magazines over the course of years and this one is most useful on c.w. Notch filtering is also very useful when copying sideband signals because with careful adjustment it is possible to eliminate an interfering c.w. signal at around 1kHz from the received frequency. Measurements taken using this control appear in Fig. 2 and match those given by the manufacturer.

The band switch is a 10 position step control, covering the amateur bands from 1.8MHz to 29.7MHz, with a spare location corresponding to the fully clockwise position 7 of the switch.

Also provided is a WWV/JJY position on the band switch allowing the reception of standard frequency signals on 10MHz.

The r.f. and audio gain controls are also of the dual concentric pattern which is common practice in Trio equipment. To obtain correct "S" meter readings it is essential to have the r.f. gain fully clockwise. Using a calibrated signal generator and injecting 40dB of signal on the 14MHz band yields a reading of S9; in comparison with other receivers the "S" meter is not over generous.




The transceiver has both r.i.t. and transmitter incremental tuning, x.i.t., the latter not being a feature of some of the other Trio transceivers. This control is operated by two press bar switches and the r.i.t. is extremely useful on a net where some of the older models of the KW-2000 range seem to be unable to radiate a signal on the frequency they are listening on. Also, when working DX, some stations listen above or below their transmit frequency and it is possible to get a 2kHz shift either up or down without having the expense of a separate v.f.o. Two l.e.d.s are used to indicate which mode is being used.





# TRIO

## TS-830S



The drive control also acts as a sensitivity control on receive; adjusting this for maximum "S" meter reading coincides with maximum drive to the p.a.

A variable, front panel, noise blander control is fitted to adjust the threshold level of the noise amplifier, enhancing the circuit effectiveness under varying noise and signal levels.

As with previous Trio transceivers a switch is fitted to remove the supply to the heaters of the driver and p.a. valves. This effects quite a considerable saving in both electricity and valve wear as the transceiver uses only 32W on receive.

A display hold switch is fitted adjacent to the digital display enabling the frequency shown on the display to be held whilst tuning the transceiver, using the rotary dial to show the frequency shift. The display is a six-digit fluorescent type with a read-out resolution to 100Hz, giving a very accurate

frequency reading during transmit and receive. Checked against a standard frequency, based on the BBC 200kHz Droitwich transmissions, the reading was only 200Hz high on the 14MHz band.

An automatic gain control switch is fitted giving a choice of SLOW, FAST and OFF. The SLOW position is used to copy s.s.b. and the FAST for c.w. On a very weak signal the OFF position is used as this prevents the a.g.c. circuit bringing up the inherent receiver noise.

A monitor switch is also provided on the front panel which samples the i.f. section during transmission and feeds a small portion of the recovered audio to the headphone jack socket.

Items found on the rear panel include the antenna connector, which is an SO239 socket and an output from the wide-band low level i.f. signal for use with a compatible panoramic display. The Trio SM-220 is the matching monitor



# ★ specifications

	<b>GENERAL</b>
<b>Frequency range:</b>	160m band 1.8–2.0MHz 80m band 3.5–4.0MHz 40m band 7.0–7.3MHz *30m band 10.1–10.15MHz (10.0MHz WWV) 20m band 14.0–14.35MHz *17m band 18.068–18.168MHz 15m band 21.0–21.45MHz *12m band 24.89–24.99MHz 10m band 28.0–29.7MHz <i>*Transmission capability internally disabled</i>
<b>Modes:</b>	s.s.b.—A3J-J3E c.w.—A1-A1A
<b>Power supply:</b>	220–240V a.c. 50/60Hz
<b>Power consumption:</b>	transmit 295W receive 32W (heaters off)
<b>Dimensions:</b>	333 × 133 × 333mm
<b>Weight:</b>	13.5kg

	<b>TRANSMITTER</b>
<b>Final power input:</b>	220W p.e.p. (s.s.b.) ( <i>Using two-tone oscillator 215W p.e.p. into 50Ω load</i> ) 180W d.c. (c.w.) ( <i>160W d.c.</i> )
<b>Frequency stability:</b>	Within 1kHz during first hour after one minute warm-up ( <i>1–2kHz during first hour</i> ) Within 100Hz during any 30 minute period after warm-up ( <i>120Hz during 30 minute period after ten minute warm-up</i> )
<b>Carrier suppression:</b>	Better than 40dB ( <i>42dB</i> )
<b>Sideband suppression:</b>	Better than 60dB ( <i>57dB</i> )
<b>Spurious radiation:</b>	Better than 60dB ( <i>65dB checked with spectrum analyser</i> )
<b>Harmonic radiation:</b>	Better than 40dB ( <i>40dB</i> )
<b>Audio frequency response:</b>	400Hz to 2.6kHz within –6dB

	<b>RECEIVER</b>
<b>Receiver sensitivity:</b>	0.25V at 10dB S + N/N ( <i>0.25V at 10dB S + N/N</i> )
<b>Image ratio:</b>	Better than 60dB ( <i>55dB</i> )
<b>IF rejection:</b>	Better than 80dB ( <i>80dB</i> )
<b>Receiver selectivity:</b>	s.s.b./c.w. wide 2.4kHz (–6dB) 3.6kHz (–60dB) c.w. narrow with YK-88C filter (option) 500Hz (–6dB) ( <i>s.s.b./c.w. wide 2.4kHz (–6dB)</i> ) ( <i>c.w. narrow with YK-88C filter 500Hz (–5dB)</i> )
<b>Audio output:</b>	1.5W ( <i>1.4W into 8Ω load</i> )

Test results are shown in italics

unit for the TS-830S, which apart from displaying the output and input waveforms has a built-in two-tone oscillator and also serves as a high sensitivity 10MHz oscilloscope.

Other available options on the receive side are reduced bandwidth filters for c.w. reception. The mode switch has two positions for c.w. reception, c.w.-w and c.w.-n. In the latter it switches the signal through the crystal filter, the bandwidth depending on which filter is fitted. Alternative filters are available to provide –6dB bandwidths of 270Hz, 500Hz and 250Hz with corresponding –60dB figures of 1.1kHz, 820Hz and 500Hz. In the s.s.b./c.w. wide position a filter is used giving a bandwidth of 2.4kHz at –6dB and 3.6kHz at –60dB.

To complete the review of the receive side two DIN sockets are fitted on the rear panel, one for connection of the separate matching v.f.o. (v.f.o.—230) and the other provides a low audio output for feeding a tape recorder.

On the transmitter side the drive to the p.a. valves is supplied by the only other thermionic valve used, a 12BY7A. The TS-830S does not use one of the special manufacturer's type required in some transceivers to obtain sufficient drive on the 10m band. The p.a. valves consist of a pair of 6146Bs which have been featured by Trio in several of their h.f. transceivers, pointing to their ruggedness and subsequent dependability.

Tuning of the p.a. valves is accomplished by means of the load control, using the American term PLATE control. The output circuit is of the familiar π type configuration with the 6146Bs operated in parallel; r.f. negative feedback and limiting by means of amplified a.l.c. voltage ensures optimum i.m.d. characteristic. The p.a. tuning is fairly broad-band and is flat for about 50kHz either side of the selected frequency, the same applying for the drive control. In fact on some bands it has been found that retuning of this control is not required.

An effective r.f. speech processor is fitted, selectable by means of a push-bar switch on the front panel. The amount of processing is adjustable by a variable control with a reference scale fitted on the meter to indicate the amount of audio compression. During tests on the h.f. bands this has enabled signals to get through some of the QRM present, producing favourable reports from semi-DX stations.

Microphone input is by means of the standard 4 pin plug and a microphone impedance of 500Ω to 50kΩ can be used, but if a higher impedance is used one does not get such a "tailored" response and reports of "boominess" are given.

For c.w. transmission it is possible to operate break-in by

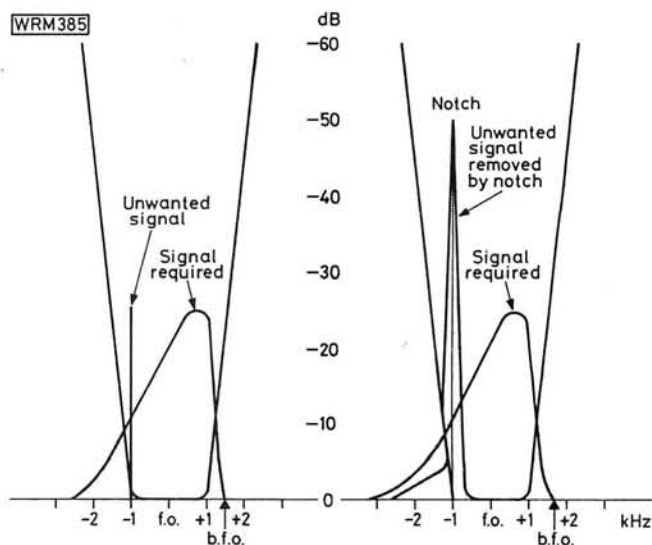


Fig. 1



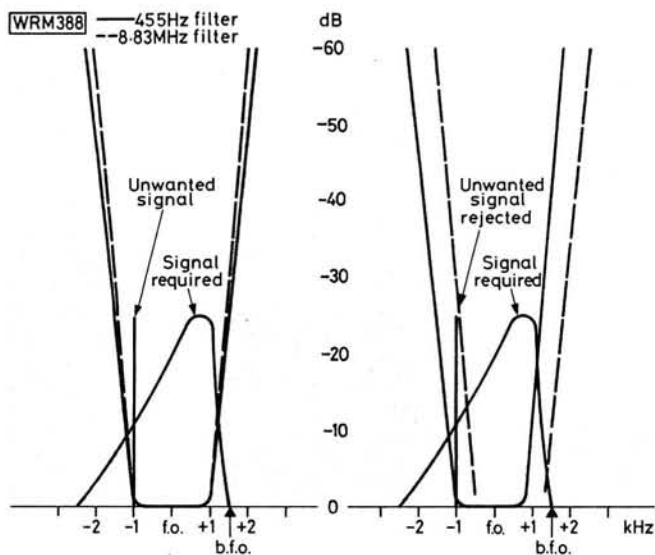


Fig. 2

turning the vox control on and the mode switch to C.W. FINE. When using c.w. the carrier level control knob must be advanced; the manual recommends drawing 240mA of anode current but in practice 200mA seems to be sufficient to get the full 160W of d.c. output.

To sum up, the TS-830S transceiver is a very good piece of equipment backed up by a comprehensive manual. The receiver is of advanced design on previous Trio transceivers and consistently good reports on speech quality have been received in months of use on all the amateur h.f. bands; it fully lives up to "the state of the art" in both design and operation.

3. The load will not "see" anything like 600Ω as a source impedance. What it will see is R2 in parallel with another impedance made up of R1 in series with the source impedance  $R_s$ . This works out at 225Ω. In case you're worried about where the generator comes in this calculation, the answer is that as far as source impedance is concerned you can ignore it. If you remember, Thevenin's Theorem says the **generator** is "perfect" with zero internal impedance, i.e. a short-circuit. I know it's not easy to imagine that a short-circuit can generate a voltage, but that's the way to think about it.

The solution to our problem is to add a third resistor to the attenuator (R3 in Fig. 5), to increase its output impedance. Yes! You're right—we've been here before—that's just what we did with the 480Ω resistor back in Fig. 1. But now comes yet another complication. Because R3 makes the attenuator output impedance up to 600Ω, and the load impedance is 600Ω, the voltage at the O/P "A" terminals will be only half the voltage across R2. So, the ratio of R1 and R2 must be changed accordingly. In an attenuator with equal input and output impedances, R1 and R3 have equal values. If you're thinking that this is a sure recipe for going round and round in ever-decreasing circles in trying to work out the values of the attenuator resistors, you're right. Luckily, though, there are tables and a simple formula that have been devised to do it all for you—all you have to do is feed in the impedance and the attenuation ratio in decibels. I'll talk about the tables and formula, and tidy up some other points next month. Then I suppose I'd better think about a future article on decibels—wish I'd never mentioned the things!

## PASSPORT TO AMATEUR RADIO—1

▶▶▶ continued from page 19

Conditions on the amateur bands vary with the time of day and season of the year and it is often desirable to operate early in the morning or late at night.

Then our first Junior Operator was born and I moved gracefully to the spare bedroom. Not bad, but I had to operate very quietly, (no drilling, filing or chassis bashing after 6.30p.m.).

A few years later, our second Junior Operator arrived and I moved even more gracefully, into our carless garage, with its cold concrete floor and collection of gardening implements, (a constant reminder of what else I should be doing!).

Then we got around to buying our first car and we agreed that I needed a more permanent "shack", so I bought a 4 x 2.5m sectional cedarwood shed, the best I could afford at the time. I lined it with hardboard, painted it, carpeted it and fitted it with benches, shelves, mains sockets, a heater and a 'phone to the house, ("is it coffee time yet?").

When we moved house a few years ago, I dismantled it and re-assembled it at the new address (QTH) and everything fitted back again as though it had never been moved. A point worth remembering.

Every radio shack is going to have an antenna (aerial) system connected to it and the relative positions should be carefully considered, to keep antenna feeder cables as short as possible.

Unless you are lucky enough to live way out in the country, the size and appearance of your antenna system

may upset your neighbours or contravene the local planning regulations, so be careful and considerate before ordering a 20m crank-up tower.

Amateur radio is not just confined to talking to other amateurs from your shack. If you are interested in mobile operation you may have regular chats to others on your way to and from work, vehicle to vehicle or through your local repeater station. Mobile Rallies are held up and down the country during the summer months and entertainment is usually provided for all the family.

You may be keen on Contest operating and this might be with portable equipment from a hilltop or under canvas, as in the RSGB National Field Day, which is a regular June event for many Radio Clubs.

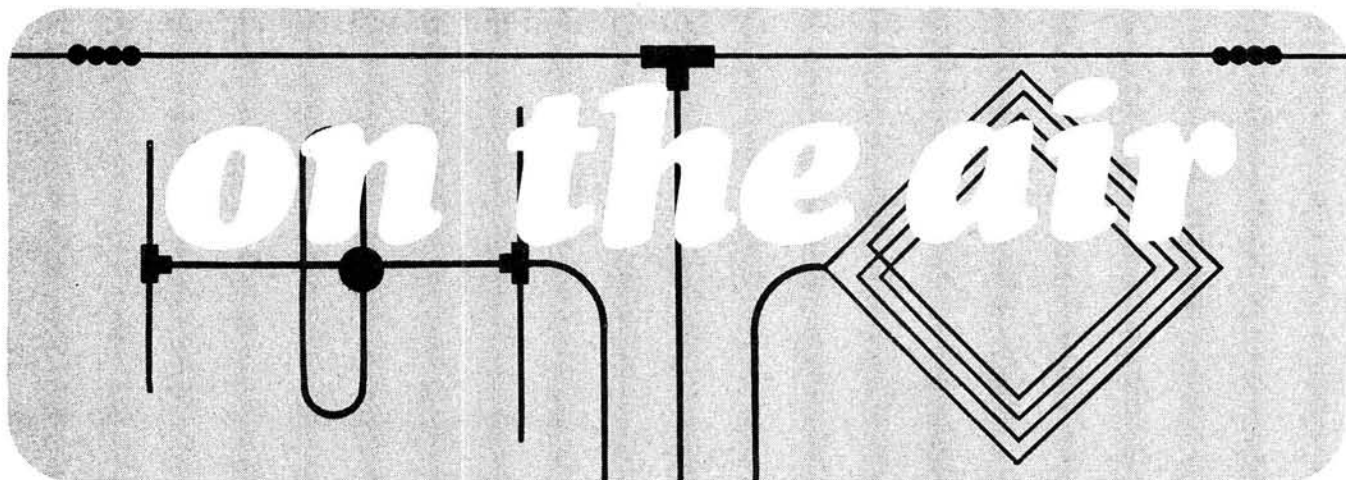
Even if you are interested in some specialised technical aspect, whether it be satellite communication, amateur television or any other, it is very likely that you will meet another amateur with similar interests who will be keen to assist, collaborate or advise.

If you wish to help others in the community you may like to join your local RAYNET (Radio Amateur Emergency Network) and take part in Civil Defence exercises. You could help your local Scout Group, by offering to provide a station so that they can take part in JOTA (Jamboree on the Air), an international two-day event which is held in October, each year.

As you can see, there are many facets to Amateur Radio, perhaps one of them will be the bug that bites you and sets you on course to becoming a licensed radio amateur.

**NEXT MONTH: THE AMATEUR LICENCE AND STUDYING FOR THE RAE**





## Amateur Bands

by Eric Dowdeswell G4AR

Reports to: Eric Dowdeswell G4AR  
Silver Firs, Leatherhead Road,  
Ashted, Surrey KT21 2TW.  
Logs by bands in alphabetical order.

Readers will probably have seen already the Home Office specifications that will govern the equipment to be used on the new 27MHz CB f.m. band which ranges from 27.60125MHz to 27.99125MHz, and realised that this abuts the bottom end of our 10m band. But a word of warning to those who may consider buying some of the new gear coming on to the market which covers the new CB f.m. band and part or all of the 28MHz amateur band.

It will be illegal to use such equipment on the CB f.m. band even if a CB licence is obtained. The new regs specifically state that no CB equipment will be approved if it is capable of using frequencies other than the new CB ones, or a mode other than f.m. The gear would probably offend in other ways too, such as power output level, and frequency deviation.

But enough of CB, I'm sure the new regs will have been pretty well covered in all the journals by the time this appears in print.

My comments on several occasions about the necessity of having tunable r.f. circuits in the front ends of receivers, to reduce or eliminate intermodulation of signals, seem to have helped some readers to recognise this problem in their own sets, instead of complaining about the broadcast stations in the amateur bands which is one manifestation of intermodulation.

Unfortunately, in an effort to make the life of the listener that much easier the latest communications receivers have often got fixed wideband filters in the r.f. stages, which pass these often very powerful BC signals which then appear as images on amateur bands, and elsewhere. The fact that this is more economical for the set manufacturer is quite beside the point however! The listener is the last person to be considered when the spec of a new receiver is drawn up.

One reader had this trouble on a new set, particularly on the 10m band, and returned the set to the retailer but of course he was not able to do anything to cure the trouble since it is inherent in the design. I'm quite sure that there are many more readers who are blaming the BC stations but hopefully this homily may help them to see where the trouble lies. It may seem ridiculous after spending a tidy sum on such a receiver but my advice is to use an antenna tuning unit between the antenna and the receiver, and to resonate it to the band in use. This will be

very effective against image signals generally. This remedy also applies to many other and less sophisticated receivers of course.

If the CBers can get away with obtaining almost all they want from the Government from sheer weight of their lobbying then perhaps we amateurs ought to start a lobby against the set manufacturers with a "we want tunable front ends" campaign!

## Clubland

More and more clubs are reporting an influx of CBers who have become a little disillusioned with the mode and want something a bit more intriguing than a mere radio telephone. Clubs can do a lot in this area to clear away the CB a.m. users and gain members in the process.

Clubs affiliated to the RSGB should remember that last-minute changes of club programmes can be disseminated via GB2RS on Sunday mornings. See *Radcom* for details.

**Wirral & District ARC.** Alternate Weds, 8pm, in the dining room of the Concourse Sports Centre at West Kirby, with July 8 the starting date, when a DF hunt is scheduled. Don't leave the XYL at home, there are six OM/XYL teams in the club with a total of eight licensed ladies. More from Ian Brooks, 28 Paignton Road, Wallasey L45 6TT.

**Wakefield & District RS.** Alternate Tues in Room 2, Holmfield House, Denby Dale Road, Wakefield, with July 14 having G3WWF chatting on propagation and a car treasure hunt on the 28th. Rick G4BLT, 1 Wavell Garth, Sandal Magna, Wakefield is your contact, or Wakefield 255515.

**Crawley ARC.** Modern transceiver testing by G4GHO and G3GRO ought to draw the crowds on July 22 at the Trinity United Reformed Church, Ifield, but contact David Hill G4IQM on Crawley 26316 for more info.

**Norfolk ARC.** Meetings Weds, 7.45pm at Crome Community Centre, Telegraph Lane East, Norwich with any amendments published in *Eastern Evening News*. July 8 is computer demo night courtesy Anglia Computer Centre, while 22nd has a quiz, intermediate dates being informal, with c.w. classes. You'll be too late to book for the visit to a Jaguar flight simulator at a RAF QTH but it gives some idea of what the club gets up to! Try Paul Gunther G8XBT, 6 Malvern Rd, Norwich or 610247.

**Merion ARS.** The society will be running a stand at the Dolgellau Sports and Hobbies Exhibition during Carnival Week August 3 to 8 with active h.f. station and 2m talk-in on Ch. 22. More from D. Morgan GW8PKA, Penybont, Gellilydan, Blaenau Ffestiniog, Gwynedd.

**Verulam ARC.** Fourth Tuesday at Charles Morris Memorial Hall, Tyttenhanger Green near St Albans at 7.45. July 28 is v.h.f. propagation night with a reminder of Bring & Buy on August 25. Informal meetings on second Tues at RAFA HQ, Victoria Street, St Albans. Hilary Clayton-Smith G4JKS, 115 Marshalswick Lane, St. Albans, Herts can tell you more.

**North Bristol ARC.** Club night every Friday at 7.30 at SHE7, Braemar Crescent, Northville, Bristol 7 with 100 members waiting to welcome you with RAE and code classes and, of



course, the shack is operational as G4GTC. Current club project is a QRP 80m transceiver which can be copied by any member. Let Ted Bidmead G4EUU, 4 Pine Grove, Northville, Bristol BS7 0SL tell you all about it, or Bristol 691685.

**White Rose RS.** Recent rally was highly successful with a new committee in now to spend the profits! Every Wed at Moor-town RUFC, Moss Valley, King Lane, Leeds with 150 members, but, hopefully, not all at once. Note also White Rose Award net around 3.775MHz Thursdays 8pm. It's Dave G8UYZ, PO Box 73, Leeds LS1 5AR. Oh, yes, club calls are G3XEP and G8LVQ.

**Sutton & Cheam RS.** A v.h.f. transceiver won the club's constructional contest for Jim Baldwin G4KGE, with the annual dinner/dance catering for the social side of things. Meetings at alternative QTHs Sutton College of Liberal Arts and Banstead Institute, High St, Banstead but Sec G. Brind G4CMU, 26 Grange Meadow, Banstead, will fill you in, on events that is.

**West Kent ARS.** Newsletter QLF informs that July 17 has County Emergency Planning Officer discussing role of the amateur in an emergency, with DF hunt on the 31st. Those dates are Fridays but on each following Tuesday an informal meeting is held at the Drill Hall in Victoria Rd, Tunbridge Wells. WKARS net is on 28.7 MHz Sundays 1100GMT. QLF also has excellent design for a 2m s.w.r. and power meter. Ah, yes, main meetings are at Adult Education Centre, Monson Rd, Tunbridge Wells, but ring Bryan Castle G4DYF on Sevenoaks 56708 for the latest gen.

**Dartford Heath DF Club.** Latest mag *Compass Points* has massive article on a Doppler shift DF system which looks like a new approach to an old art. No fixed meetings but at least one DF hunt a month. Let Margaret Burchmore G8LXK fill in the gaps from 49 School Lane, Horton Kirby, Dartford, Kent. Should mention that Steve Carey G8UVD will be demonstrating the above mentioned DF system at the Cray Valley club on August 6.

**Barking R & ES.** *Carrier*, the club mag, has been taken over by two of the club's YLs and a nice job they seem to have made of it. And why not! Big event to come is a two-day show July 18/19 at Central Park, Dagenham, running h.f. and v.h.f. stations with exhibits of old and new equipment, plus a CCTV section, and a selection of TV games. Regular meetings from 7 to 10pm Mondays (constructional), Tuesdays (code classes), Wednesdays (operating on G3XBF/G8XBF) and social time on Thursdays. Secretary A. Sammons on 01-594 2471 will be glad to enlarge on the meetings held at Westbury Recreation Centre, Westbury School, Ripple Road, Barking, Essex.

**Cheltenham ARA.** First Thursday and third Friday monthly at the Old Bakery, Chester Walk, Clarence St, Ch'ham, with Dave Butler G4ASR relating the 1980 transatlantic meteor scatter tests on July 2 and natter night on the 17th. Old friend and long time member of CARA Edgar Janes G2FWA passed away in May. General info in the club from Grant G4ILJ on 43891.

**Edgware & District RS.** Yours truly had a pleasant meeting with members on the club net on 160m recently including publicity officer Howard Drury G4HMD, 38 Wemborough Road, Stanmore, Middx (or 01-952 6462). Second and fourth Thursdays 8pm at Watling Community Centre, 145 Orange Hill Road, Burnt Oak, Edgware with a film show on July 9. Much activity now with preparations for the various field days to come.

**Braintree ARS.** Operates G4JXG and G6BRH. Zoofari on August 15 at Whipnade looks like a good day out for one and all. An appropriate time for newcomers to go along is July 17 for the social evening, with a lecture on UFOs on the 20th. Otherwise meetings on first and third Mondays at the Braintree Community Centre, Victoria Street, B'tree, next to the bus station. Yet another young lady to explain the affairs of the club, Janet Storey, 33 Redwood Close, Witham, Essex or 513482.

**Bournemouth RS.** Now settled down in its new QTH, the conference room of the Coach House Motel, Tricketts Cross, Ferndown, at 7.30pm first and third Fridays, altogether a vast improvement on the previous place, according to the BRS newsletter. This excellent 14-page mag covers a wide variety of club interests from field days to operation on 3cm. Ring G. T. Lloyd G8GTB on Poole 83093 or write to 49 Kingston Road, Poole, Dorset for details of forthcoming events.

**Cheshunt & District RC.** Advance news of an RAE course starting in September next at the East Herts College at

Turnford, calculated to lead up to the May 1982 exam. Course most likely to be on Monday evenings but more and later info from club Chairman Jim Sleight G3OJI, 18 Coltsfoot Road, Ware, Herts or (0920) 4316. He will also be glad to give you details of the club which meets every Wednesday 8pm in the Church Rooms, Church Lane, Wormley, near Cheshunt, Herts. For July it's a 2m set-up on Broxbourne Common on the 8th, natter-night and code practice on the 15th, computers and amateur radio from Bob G8KHI on the 22nd.

**Radio Amateur Invalid and Blind Club.** Supporters of the club should feel delighted at their teaching efforts which resulted in 15 new licences following the December RAE. A very rewarding job, one which many more amateurs could very well emulate. The club picnic takes place on July 5 at the Fairground, Broadlands Estate, Romsey, Hants and they will also be present at the Sussex mobile rally at Brighton racecourse on the 19th. Big event Aug 1/3 is the IYDP Weekend-on-the-Air at St. Loyes College, Exeter. More from G. Draper, 1 Carlyon Close, Exeter EX1 3AZ on this event, otherwise RAIBC info from Frances Woolley G3LWY, who lives at 9 Rannoch Court, Adelaide Road, Surbiton, Surrey KT6 4TE.

## On the Bands

Newcomer to the column 16-year-old **Paul Willmott** of Marlow in Bucks is also BRS46723. He has been listening around since November on an 1155 receiver that needed a bit of work doing on it before it functioned, including the construction of a suitable power unit. The RAE in December is the next target and a G4 ticket, following code practice from friend G4JRR. Present short bit of wire for an antenna hasn't brought in much DX, just Europeans and the odd W station, but a proper dipole ought to be in the air now.

From Seaton in Devon a note from **Stephen Littlely**, also for the first time, also 16 years old, who passed his RAE last December but, I'm glad to report, practising the code like mad to go straight for his G4. Listening so far has been on a simple t.r.f. receiver and a 20 metre-long wire without an a.t.u. Naughty boy! Obviously he had the set tamed as he copied things like C6ADV, J3AH, TYA11 and ZL4AV on the 80m band, and HP1XFG, TN8AJ, VP2VEZ, VK2WC and 8R1W on 20m. Goodness knows what he'll hear with a proper receiver.

**Anne Edmondson** (Edinburgh) found a rare one in SV0BL on Rhodes who said QSL to K9QXY. She has been running around getting permission for a couple of poles to improve her present 10 metre-long wire feeding the Realistic DX200 receiver. But she has a potential problem when she gets her ticket, in the nearby Scottish TV studios and all the electronic gear there! Anne gets along to the Edinburgh ARS meetings so she will not lack for teachers in the art of amateur radio!

From Hull **Colin Frankland** BRS45342 confirms that TYA11 is legit and is N4HX in disguise, expecting to be there until mid-1982. Rather naughty to use a callsign group allocated to another service! **Phil Charlesworth** G8SNG hasn't yet deserted this column for the v.h.f. one, although he is mainly active on 2m. He still listens around on his SRX-30 in Cranwell, Lincs, with an indoor wire but found FK8DR on 20m and AG1J on Wake Is, he says, but I'd be careful OM, this could be in the good old US of A!

In Earl Shilton, Leics, **Dennis Sheppard** ploughs his lonely RTTY furrow but says there has not been much activity in this mode on 10m of late, only ZS6AKO being noteworthy. On 15m he copied CE3CBG, JR6RIU, YB2BLI, DU1EM, PP7GV and 8J3XPO, with AH6AC/KH2, VK5XO, 4X6CV and LU9DER around on 20m. Catches on 80m included TYA11 and 7X2RM plus ZLIBHE on 20, and VS5PP and VK6WC on 15 and 10m respectively, all s.s.b. Gale force winds laid low Dennis's antennas, the 2m beam being a write-off. He has his 18AVT up again, about 3.5 metres above ground.

**Basil Woodcock** BRS44266 is not in Leeds at the moment but gallivanting with relations in VE and W-land for a month. Before departing Basil copied H44JE, 9L1MP, TYA11, VK9NL and VE7AAZ/4U on 28 MHz band, with HS1AMY and ZD7BW on 21 and JT1AN (congrats, OM), VK9NS, VP8QI, and 9M2GA on 14 MHz, all s.s.b. He says that WA4VDR/MM is on an icefloe in the Arctic and QSOs Miami University. Could it be a new country, I ask myself! Brief, brief note from **David Cox**, Highbury Park, London N5, who with his Trio R-1000 got



KG6RN, HP1XCM, HH2MC, TG9EP and VU2IF (QSL to N7AGC) on 20m plus VS6CT, VS5PP and DU7RLC on the Negros Is, all on 15m. If you would let me have your complete QTH OM I'd be glad to answer your letter!

The bandswitch on the 9R59DS of **David Warr** (Weymouth) has been working overtime covering 10 to 80m in his log. That and G5RV and ZL Special antennas brought him A4XIH and TYA11 on 10m, N6DPH/DU2, TYA11, YC2BJS and 6T1YP for 15m, FR7CE, FY7AN, KJ6BZ, ZD8RH, VK9NL, 5N8AFE, 6O1TI, and VP8AEN (QSL GM3ITN) on 20m, while 40m gave up FY7AN, TYA11 (doesn't he ever QRT??), and 6W8AR. Of note on 80m was TI2DB. David has tried out the 1k $\Omega$  carbon pot idea across the antenna and earth terminals of his set and reckons it has enabled him to copy DX he otherwise would have lost. Good!

In Hull, the aforementioned **Colin Frankland** and his 9R59DS plus PR30 preselector and 23 metre-long dipole (strange length, that) produced 5B4ES and 9G1WA on 10m; J3AE, TG9RQ, TYA11 (QSL K4YT), W3IVP/5N1 and 9H1EL on 15m; HP2SXG and XE2QQ both on 20m. Could that antenna be some kind of magic multi-band design?? Colin is BRS45342 by the way. **Bob Gibson** in Wadhurst, East Sussex, seemed surprised to get an answer to his letter to me, and told me of some of his experiments with antennas both vertical and horizontal wires, finishing up with a fan dipole for three bands, 10, 15, and 20m. That's three dipoles cut to appropriate length connected at their centres to a common coaxial feeder. In my view the best compromise of all multi-band designs since the polar pattern does not change from band to band. The FRG-7 of Bob located 7P8AC, DU1FLA, HC1BP, KA6CMD/KH2 and P29NLS on 10m, the /KH2 reputedly being on Guam. On 15m 7X2KRC, 9M2CW, KH6BOG, and VK8DU (that's a rare one) were logged, with unusual 5A2KJ, VP8AGX on Adelaide Is, and VU2TN for 20m.

In Chadderton, near Oldham, **Mike Howard** BRS44755 seems to have had his own private line to a lot of fabulous DX on Top Band but then he has two large 8-turn loops, fed out of phase, located at the ends of an 8 metre-long rotatable boom, turned by the renowned Armstrong method! His country total on 1.8MHz is a remarkable 64 and all continents, recent treasured QSL being from VK6HD. This is on c.w. of course with the odd one on s.s.b. So on Top Band, between about 1.8MHz and 1.890MHz it is EA8OK, EL2FY, I0TON, JA3ONB on 1.960MHz, LA9SC, LU8DQ and LU9ELF, OJ0MA, OY7ML, PY1ZAE, UD6DMR, UF6FOW, UI8LAG, UJ8JAS, UM8MAZ and the redoubtable VK6HD, phew! Oh, yes, I forgot VS5RP, VS6DO, 3A2EE and 4X4NJ. I'm just checking . . . yes, it's all on TOP BAND! Well done, OM.

Another reader who uses his receiver, an FRG-7700, to good advantage on all bands is **David Coggins** in Knutsford, Cheshire, who, with a 12 metre-long inverted-L antenna plus 2-element quad on 10m and a.t.u. rustled up FH8OM, J73LC, VS5PP, YJ8NPS, 8R1J and 9M2OK on the 28MHz band; KH6FKG, VK9NS, VR6TC on 14; DU1EFZ, FG7BP, HS1AMM, YB2BJM and VR6TC again, on the 21MH band. Two goodies on 7MHz were VK3XI and ZL4BC, while a watch on the c.w. end of 1.8MHz produced an OK1 and a UT5.

In Berkhamsted, Herts, **Jon Kempster** BRS45205 has been hard at it on 10, 15 and 20m with his FRG-7, 20m dipole and 20 metre-long wire and a.t.u. finding 8P6WDT/MM and 9X5AB on 20m; AO2HAM said to be a DXpedition in the Bay of Biscay, YC2BJS, HV3SJ, 3B8AE/3B9 and HS1AMY all on 15m, with 10m producing HM0U (QSL JA6HMK), VP2ARS (QSL OE2DYL), S79RD, ST2FF (QSL YU2DX), TYA11 and 9G1WA. Jon has spent some time at the shack of G3VRY seeing how it all works, no doubt spurring Jon to get his RAE! It never fails!

In a general DX vein, a note from **Ean Retief** ZS6UD points out that the call ZD9GM reported by Mike Howard in March column has not been issued yet, ZD9GI being the latest. Ean's own call ZD9GG is also being pirated. Only active stations this year have been ZD9GH and ZD9BU/MM but ZD7HH and others could be on a two-day DXpedition there just as this comes out, in early July. Ean mentions also 6O0DX who has I2YAE for QSL manager.

Top Band addicts may like to know that LA1EKO on a North Sea rig will be active between 1.810 and 1.840 MHz on July 11 from 2200GMT on c.w., thought to be the first Top

Band effort from such a QTH. Power will be 10W into a short vertical antenna. LA1EKO also operates on 2m in various modes with 15W. QSLs for LA1EKO to the op, **Mike Theiss** LA5SAA, N-4120, Tau, Norway.

A very picturesque card from **Vic Rivera** tells of operations from 5W1, ZK1CG and, with his own call KA7HRK/KH8, but it will be over by the time this appears in print. If anyone has copied Vic then QSLs to PO Box 38, Raratonga, Cook Islands, South Pacific.

By the time I get down to the next lot of copy for the column I shall have spent a couple of weeks on Corfu with birdwatching in mind, far from the world of amateur radio. May I wish all those going on holiday a pleasant time, with the weather to go with it.

Logs, letters etc by the 15th of the month as usual and another plea to club newsletter editors. PLEASE ensure the club sec or other official's full QTH is on page one together with details of meeting place and day/s of the month. "Alternate Tuesdays" still occurs and is meaningless if no other dates are given. Ta!

**Medium Wave**  
**Broadcast**  
**Band DX**  
by **Charles Molloy G8BUS**  
Reports to: **Charles Molloy G8BUS**  
132 Segars Lane, Southport PR8 3JG.

As the season advances it is worth having a last look at summer-time DXing on the medium waves. The area roughly to the south of the UK is a good one at this time of year. Sunset, which is a good time for DXing, occurs at approximately the same hour at all places and there is a lot less interference than at the same time in winter.

## Azores

This group of islands is part of Portugal and lies to the west of that country, well out in the Atlantic. At one time it was rather difficult to log the Azores but Emissora do Club Asas do Atlantico is now a regular signal on 1570kHz right at the top edge of the band. This station will QSL to a report in English. Its address is Aeroporto de Santa Marta, Azores, and do not forget to enclose an International Reply Coupon (IRC). Programming is in Portuguese and the callsign, which follows the Portuguese series, is CSB81. The Azores is a separate DX country within Europe and local time is GMT minus one hour.

## Canary Islands

The Canaries are to be found off the west coast of Africa near to Morocco. They belong to Spain, so the Spanish language and callsigns are in use. The time zone is GMT and they make up a separate DX country in the African continent.

Radio Las Palmas on 1008kHz is a consistent signal behind the Dutch station on this channel, but a loop or the ferrite rod antenna in a portable receiver should help to reduce this QRM at most locations in the UK. The callsign of R. Las Palmas is EAJ50 and the address for a QSL is Avenida Rafael Cabrera 10, Las Palmas de Gran Canaria, Canary Islands.



# AMATEUR ELECTRONICS UK



Your number one source  
for **YAESU MUSEN**



**NEW** **FT-101ZD**  
**Mk. III**

Now from YAESU comes the latest version of the renowned FT-101 - AM/FM option, notch filter, audio peak filter, variable bandwidth - UNBEATABLE VALUE. **£599.00**

## FT-480R High technology all-mode 2 metre mobile



The most advanced 2 metre mobile available today - USB, LSB, FM, CW full scanning with priority channel, 4 memory channel, dual synthesized VFO system. **£359.00**

## FT-707 All solid-state HF mobile transceiver

**£529.00**



The definitive HF mobile rig, digital, variable IF bandwidth, 100 watts PEP SSB, AM, CW (pictured here with 12 channel memory VFO).

## FRG-7 General coverage receiver



A precision built high performance Wadley Loop receiver, rugged and reliable - proved by the tens of thousands in use around the globe. **£199.00**

## FRG-7700 Synthesized general coverage receiver



The very latest in receiver technology from YAESU. Receives AM(3 band widths), USB, LSB, CW and FM - memory option with 12 channels and automatic band selection.

(With Memory £389)

**£309.00**

ALL PRICES INCLUDE V.A.T.


## Amateur Electronics UK

**508-516 Alum Rock Road - Birmingham 8**  
**Telephone: 021-327 1497 or 021-327 6313**  
**Telex: 337045** As from March 1st, our new opening hours are 9.30 - 5.30 Tues. to Sat. continuous and CLOSED all day Monday.

### AGENTS

NORTH WEST - THANET ELECTRONICS LTD, GORDON, G3LEQ, KNUTSFORD (0565) 4040.  
WALES & WEST - ROSS CLARE, GW3NWS, "GLENVIEW" NEWPORT ROAD, MAGOR, GWENT (0633) 880 146.  
EAST ANGLIA - AMATEUR ELECTRONICS UK - EAST ANGLIA, DR T. THIRST (TIM) G4CTT, NORWICH 06325 865  
NORTH EAST - NORTH EAST AMATEUR RADIO, DARLINGTON 0325 56969  
SOUTH EAST - AMATEUR ELECTRONICS, UK - COASTAL, CLIFTONVILLE, KENT KEN McINNES, G3FTE, THANET (0843) 291297, 9 a.m. - 10.30 p.m.





# Books for radio amateurs

## RSGB Publications

A Guide to Amateur Radio (18th edn, paperback)	£3.07
A Guide to Amateur Radio (18th edn, hardback)	£6.32
Amateur Radio Awards (2nd edn)	£3.41
Amateur Radio Techniques (7th edn)	£6.16
OSCAR - Amateur Radio Satellites	£4.50
Radio Amateurs' Examination Manual (8th edn) (1979-81 syllabus)	£2.73
Radio Amateurs' Examination Manual (8th edn)	£2.73
Radio Communication Handbook (5th edn) Vol 1	£10.20
Radio Data Reference Book (4th edn)	£5.02
Test Equipment for the Radio Amateur (2nd edn)	£5.86
Television Interference Manual (2nd edn)	£1.95
VHF/UHF Manual (3rd edn)	£8.70
World at their Fingertips	£4.28

**Logbooks**

Amateur Radio Logbook	£2.86
Mobile Logbook	£1.14
Receiving Station Logbook	£2.68

**Wall maps**

Great Circle DX Map	£2.12
IARU QTH Locator Map of Europe	£1.34
QTH Locator Map of Western Europe	£1.34
World Prefix Map in full colour	£2.23

**Morse instruction**

Morse Code Cassette Stage 1 (5wpm)	£3.85
------------------------------------	-------

## Other Publications

A Course in Radio Fundamentals (ARRL)	£3.24
Active Filter Cookbook (Sams)	£12.69
All About Cubical Quad Antennas (RPI)	£2.92
Amateur Television Handbook (BATC)	£2.39
Antenna Anthology (ARRL)	£3.71
ARRL Electronics Data Book	£3.58
Beam Antenna Handbook (RPI)	£4.22
Beginner's Handbook of Amateur Radio (Sams)	£8.26
Better Short Wave Reception (RPI)	£3.65
Care & Feeding of Power Grid Tubes (Varian)	£2.98
CMOS Cookbook (Sams)	£9.59
FM & Repeaters for the Radio Amateur (ARRL)	£4.08
Hints and Kinks for the Radio Amateur (ARRL)	£3.32
Practical Antennas for the Radio Amateur (SCELBI)	£8.02
Radio Frequency Interference (ARRL)	£3.09
RTTY the Easy Way (BARTG)	£1.14
Shortwave Listeners Guide (Sams)	£4.44
Simple Low-cost Wire Antennas (RPI)	£3.16
Single Sideband for the Radio Amateur (ARRL)	£3.84
Solid-state Basics (ARRL)	£4.85
Solid-state Design for the Radio Amateur (ARRL)	£6.25
The ARRL Antenna Book	£4.30
The Complete Handbook of Slow Scan TV (Tab)	£5.76
The Radio Amateur's Handbook, 1981 (ARRL)	£8.56
The Radio Amateurs VHF Manual (ARRL)	£4.15
Understanding Amateur Radio (ARRL)	£4.32
World Atlas (RACI)	£1.91
World Radio TV Handbook, 1981 (Billboard)	£10.62
80m DXing (CTI)	£3.03
99 Ways to Improve Your Short-wave Listening (Sams)	£4.44

Prices include postage, packing and VAT where applicable. Postal terms: cheques/POs with order (not stamps or book tokens). Goods are obtainable (less P & P) at RSGB HQ, 9.30-5pm, Monday - Friday.

The RSGB is the national society representing all UK radio amateurs and membership is open to all interested in the hobby, including listeners. The Society also publishes a complete range of books, log books and maps for the radio amateur. Contact the membership services section for more information about amateur radio, the RSGB and its publications.



**Radio Society of Great Britain**  
 35 Doughty Street, London WC1N 2AE  
 Telephone 01-837 8688

## WOOD & DOUGLAS

With the winter evenings approaching, the constructional season for radio amateurs is about to begin. If you are undecided on your winter project perhaps you can find something in our range of over 30 kits and modules to suit you.

**70FM05TR** In case you missed October's review of this single channel FM transceiver for 70 cms here are a few details. The receiver sensitivity is typically 0.4µV and uses dual gate MOSFETS and a high quality crystal filter. The audio output drives an 8Ω speaker. The transmitter gives 500mW of RF and has a modulator on the pcb. Both boards use readily available crystals and measure a very compact 6" by less than 1 1/4".  
 Kit RX £38.50 Assembled RX £47.25  
 TX £17.80 TX £25.95

**70MC06TR** When one channel is not enough then by adding this two pcb set you will have 6 channels on tx/rx. This includes a toneburst for repeaters and a scanner to ease monitoring.  
 Kit RX £18.60 Assembled RX £26.05  
 TX £11.30 TX £18.10

**144SY25B** An FM synthesiser for 25KHz steps at 144-146MHz. The output frequencies are 5.5, 11, 22 or 45MHz on receive and 6, 12 or 24MHz on transmit. This will feed most commercial radio telephones and also the PW NIMBUS. So for the cost of ten crystal channels you get full band coverage, crystal controlled toneburst, repeater ±600KHz offset, out of lock inhibit and channel selection by channel number.  
 Kit £50.95 Assembled £69.70

**INTERESTED?** If you would like further details of these and our many other products then send a large SAE (please!) for the latest lists. The above prices include VAT at the current rate but please add 60p p&p on the total order. The prices include all items to make a working pcb module. We do not supply external hardware such as boxes or switches etc. This leaves you free to use the modules in whatever configuration you wish and yet have confidence that the electronics will perform well. We will gladly service any of our products providing it has been built as directed. We make a small charge for this facility depending on complexity. Kits when in stock are return of post otherwise 10-14 days. Assembled items 10-20 days.

9 HILLCREST, TADLEY  
 BASINGSTOKE, HANTS RG26 6JB



## LISTEN TO THE WORLD

WITH A RECEIVER FROM **Catronics** Best Selection LOWEST PRICES

**MEDIUM WAVE/SHORT WAVE**  
 Trio R-1000 is a high class general coverage receiver covering 30 bands between 200kHz and 30MHz with a PLL synthesiser. Both digital display readout (1kHz resolution) and analog display (10kHz resolution) are provided for easy and accurate tuning. The R-1000 also includes a quartz digital clock with timer, three IF filters, RF ATT and tone control, etc. to ensure the best receiving conditions for each mode 240V AC/12VDC supply. £285.

**AIRBAND (VHF)**  
 Signal R517 portable, fully tuneable 118 to 143MHz with provision for 3 crystals (extra) 1.8µV sensitivity Fine Tuning control. Telescopic aerial £49  
 Lowe AP12 portable 12 crystal controlled channels, rechargeable batteries & charger included. Micro-computer tuning. 0.5µV sensitivity £89 + crystals £2.80 ea.

**MARINE/AMATEUR (VHF)**  
 Search SR9 - fully tuneable coverage - provision for 11 crystals. Fine tuning and Squelch controls. 12Vdc supply. EXCELLENT VALUE at only £46  
 DAIWA SR11 - fully tuneable coverage plus 6 channel scanning facility giving tune/squelch/manual modes of operation. Variable squelch control. 12V d.c. supply. £78 + crystals £2.80 ea.

Belcom AMR217B - automatically scans up to 7 crystal controlled channels with provision for 10 additional fixed channels. 240Vac/12Vdc supply. Incl 8 channels. £120  
 Lowe FS10 portable. 10 crystal controlled channels automatically scanned. Rechargeable batteries & charger included. Telescopic aerial. £82 + crystals £2.80 ea.

**SYNTHESISED SCAN - AIR/MARINE ETC**  
 SX200N - The ultimate scanner for 32,000 channels covering 26-88, 108-180, 380-514MHz AM and FM. 16 memory channels, 2 speed scan, 3 squelch modes + Digital Clock displ. Listen to 10m-70cm Amateur, Aircraft, and Marine Bands 240V a.c./12V d.c. supply. NEW AND IMPROVED MODEL ALL FOR ONLY £264.00

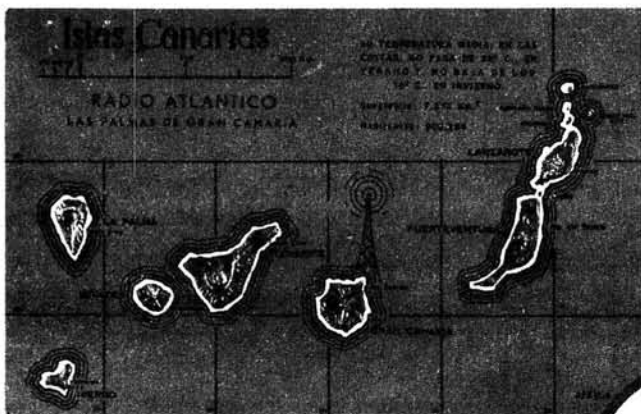
Bearcat 220FB - fully synthesised Scanner covering 66-88, 144-174, 420-512MHz FM plus 118-136MHz airband 240Vac/12Vdc supply. Catronics Price £258  
 Regency K100 - fully synthesised to search 30-50, 144-174, 440-512MHz + 10 selectable scan channels 240V ac/12V d.c. SPECIAL OFFER: ONLY £170

Additional crystals for above receivers: Airband & Marine, £2.80; Amateur, £2.40. All prices include VAT but add carriage: S.W. & Regency receivers, £5.50; others £1.50. EASY TERMS available. Access and Barclaycards welcome

**Catronics LTD.** COMMUNICATIONS HOUSE,  
 (Dept. 188) 20 WALLINGTON SQUARE,  
 WALLINGTON, SURREY, SM6 8RG.  
 Tel. 01-669 6700 (9 a.m. to 5.30 p.m. Sat 1 p.m.) Closed lunch 12.45-1.45



The government-owned Radio Nacional de España outlet in Tenerife is on 621kHz, a frequency it shares with Belgium and with Batra in Egypt. The Belgian signs off at 2145 in summer and a loop should easily suppress Batra. The address of RNE Tenerife, which like government stations in Spain, does not have a callsign, is San Martin 1, Santa Cruz de Tenerife.



A QSL card from the Canary Islands

## West Africa

Radio Senegal at Dakar is conspicuous on 765kHz after the French-speaking Swiss station on this channel goes off at 2300. Programming is in French as well as local languages. The station is on the air until 0100GMT and reports should go to Radiodiffusion du Senegal, B.P. 1765, Dakar, Senegal.

Conakry in the Republic of Guinea, which is nominally on 1404kHz, broadcasts all night and is usually located quite easily after France on the same frequency signs off. The station has drifted or moved recently and now appears to be on approximately 1395 kHz where it creates a heterodyne with Albania. Conakry announces as "La Voix de la Revolution" and programming is in French. Nearby Guinea-Bissau is on 1071kHz along with QRM from Czechoslovakia and France. The language is Portuguese but the station did QSL to an English report from me before independence. Write to Radiodifusão Nacional, Caixa Postal 191, Bissau, Republic of Guinea-Bissau.

Ougadougou in Upper Volta is never strong, but I did pick it up last year on my Vega 204 portable using the internal antenna. This broadcaster styles itself La Voix de la Renouveau, it is on the air until midnight GMT and it does QSL. Write to Radiodiffusion Television Voltaïque, B.P. 7029, Ougadougou, Upper Volta.

## Morocco

The Atlantic coast of Morocco has a number of medium wave stations. Some of the programmes are in Berber as well as Arabic which adds interest for the listener. Berber music has a decided African flavour. Listen for Agadir on 936kHz, Rabat on 819kHz and you might be lucky enough to pick up Laayoune on 657kHz which is on the coast near the Canary Islands. Reception reports should go to Radiodiffusion Television Marocaine, 1 Rue el Brihi, BP1042, Rabat, Morocco.

## Language Identification Aids

Reader **Martin Whittington** (Dartford) asks if there is a cassette tape available with pre-recorded languages as a guide to station identification. Radio Canada International produced such a tape several years ago which had examples of 55 different languages with a commentary which pointed out key words and sounds to look for. Language identification is important on the medium waves, as the DXer is listening to domestic services which seldom use other than their own language over the air.

This tape is still available from the Handicapped Aid Programme who have a selection of tapes of interest to the

DXer, including one with interval signals. Send a s.a.e. with enquiries to HAP (UK), PO Box 4, St Ives, Huntingdon, Cambs, PE17 4FE.

## Readers' Letters

"I don't know if you print foreign reports but I thought you might like to know what m.w. DXing is like down here," writes **Tim Dodsworth** from Ingham NQ in Australia. The receiver is a DX302 used with a 100 metre-long wire. Tim reports hearing American Samoa on 1120kHz at 2130EAT, and occasionally Papeete in the Society Islands on 738kHz around 1930. Glad to hear from you Tim, hope you soon log your first North American.

**Rhys Thomas** (Bridgend) reports completion of his differential matching amplifier (d.m.a.) which to his surprise, worked first time. He tried some local radio DXing where the increased signal strength (about 20dB) and deeper, sharper null allowed better use of the loop. The following were logged between 2300 and 0200 using a Trio R-1000 receiver, loop and d.m.a.: Radio Clyde, BRMB Birmingham, London Broadcasting and Plymouth Sound, all on 1152kHz; Devonair Radio (Exeter) on 666kHz and Manx Radio in the Isle of Man on 1368kHz, the last one being a regular, good enough for easy listening after sunset. Rhys wonders if any reader could tell him where to get hold of a plan for an Audio Notch Filter, tuneable if possible, to get rid of that 5kHz heterodyne (on short-waves) which is annoying when all other aspects of reception are excellent. Replies direct to Rhys Thomas at 46 Litchard Cross, Bridgend, Mid-Glamorgan, CF31 1NX.

**EMISSORA DA GUINÉ PORTUGUESA**  
**Q. S. L.**

**CONFIRMAÇÃO OFICIAL DE RECEPÇÃO**  
**VERIFICATION OFFICIELLE DE RECEPTION**  
**OFFICIAL VERIFICATION OF RECEPTION**

**Ao Exmo. Sr.**  
To Mr.

.....  
**C. G. MOLLOY**  
132 Segars Lane  
Southport, Lancashire  
.....  
**.PRB 3JG** ENGLAND

**Agradecemos e confirmamos as vossas informações**  
Nous remercions et confirmons vos informations  
We gratefully acknowledge as correct your report

**De escuta da nossa emissão do dia**  
Au sujet de notre émission de  
Concerning our broadcasting of 29 / 1 / 1972

**Na frequência de**  
Dans la fréquence de  
In the frequency of 1.070 Kcs.  
**Medium Wave ≥ 280 metres.**  
**Bissau, 24 / 2 / 1972** (band)

*Weth*  
*Friendship* *Janz de Concorde*

My QSL from Bissau

Reader **J. Cardow** (Stockport) thinks that many DXers will not be able to use the standard "40 inch" loop because of space restrictions and he refers to the article *An Active Rotating Aerial Tuning 550-2600kHz* which appeared in the September 1976 edition of *Practical Wireless*. Ferrite rod antennas have a lot less pick-up than a standard loop, but if used with a d.m.a. or amplifier to make up an active antenna, can be a useful tool for the DXer. Our reader also mentions that Ambit supply a lightning arrester which is listed under Plugs and Sockets as item SE567 in their catalogue.

Overloading is an all too common problem these days. **Lee Roberts** (Walsall) complains that it is impossible to DX on the



medium waves from his QTH using his Realistic DX300 because of severe overloading from BBC Radio 1 on 1053kHz and 1089kHz, Radio 3 on 1215kHz and Radio Birmingham on 1459kHz.

This receiver has an internal ferrite rod antenna for use on the medium waves, so if you rotate the whole receiver you may be able to reduce the strength of the offending signal by pointing the null of the internal antenna towards it. In spite of the problems, Lee managed to pick up Two Counties Radio in Bournemouth on 828kHz and he says that if you ring this station on (0202) 294881 "you will be greeted by a nice young lady".

# Short Wave Broadcast Bands

by Charles Molloy G8BUS

Reports: as for medium wave DX,  
but please keep separate.

Everyone knows that broadcasting stations emit radio waves but what is the system used to identify and separate them? The markings printed on short-wave receiver tuning scales are often confusing to the newcomer to short-wave listening. What do they represent?

## Frequency and Wavelength

The number of waves or cycles sent out in one second is called the frequency, while the distance between two successive waves is called the wavelength. It is by using wavelength and frequency that we can locate a radio signal.

Frequency is measured in hertz (Hz) where one Hz equals one wave per second. The hertz is far too small to use on the short-waves so the megahertz is used instead. One megahertz equals one million hertz and is abbreviated to MHz. It is the frequency in megahertz that is displayed on the scale of most short-wave receivers, the international s.w. bands being located in the range 6MHz to 26MHz.

Wavelength, which is measured in metres, is the distance between the peaks of two successive waves. Broadcasting on the short-waves is grouped into bands, it being customary to use wavelength to identify them. The 49 metre band will be found near 6MHz and is often denoted by a short thick line on the tuning scale with 49m printed above it. The 41m band is located near 7MHz, the 31m band near 9MHz, the 25m band near 12MHz, the 19m band just above 15MHz, the 16m band near 18MHz, the 13m band near 21MHz and the 11m band near 26MHz.

Can we convert MHz to metres easily? Yes,  $300 \div \text{MHz}$  equals metres and  $300 \div \text{metres}$  equals MHz. For the mathematically minded, MHz times metres equals 300, which means that if one increases the other decreases. If we tune "up the band" in frequency we are going "down the band" in wavelength.

## Kilohertz (kHz)

This term confuses many listeners. There are 1000kHz in 1MHz. Although it is not convenient for space reasons to print

the frequency in kHz on a tuning scale, it is kHz that is displayed on a digital readout and many stations announce their frequency in kHz. Radio Canada International on the 19m band is on 15.325MHz, which is the same as 15 325kHz and is announced over the air as "fifteen three two five". Frequency lists and station schedules are printed in kHz, although the International Radio Regulations lay down that MHz should be used on these bands. Short-wave tuning scales are usually, for space reasons, printed in MHz.

## Choosing a Receiver

A short-wave set is a rather personal piece of property. When readers write and ask me to recommend a particular model they do not realise that I have no means of telling what will be pleasing to them. If you don't like a particular set then you will never be happy with it, no matter how well it performs, a point illustrated by a considerable trade in good quality second-hand gear. There are a few pointers though that should help the prospective buyer, starting with one generalism. By and large you will get what you pay for. A receiver costing £300 will be a lot better than one at £30.

Do you want a communications receiver, such as the FRG-7 or one of the better class portables such as the Grundig Satellit 1400? There is little point having an FRG-7 if your antenna is going to be a few feet of wire hanging from the back. Portables are designed to work with their own whip antenna and they can give excellent results, picking up broadcasts from all over the world. This type of receiver could be the answer to anyone who is unable to put up a good antenna. It can also be used away from home, on holiday, in a boat or caravan.

Get a demonstration of any prospective purchase. Is the receiver easy to operate? Is the layout of the controls convenient for you? You will spend hours at the receiver so you want to be comfortable and at ease. Above all, do you like the set? Performance is important but it is not everything.



The current QSL from Radio Canada

## Receiver Shopping List

The fourth edition of this guide to short-wave receivers is due out about now. The list, which is in price order, based on retail prices in the Netherlands, covers cheap portable sets, serious short-wave listening, semi-professional DX-s.w.l., DX professional class. There is also a section giving general hints on choosing a receiver including surplus receivers. The *Receiver Shopping List* is available free of charge from Media Network, English Section, Radio Netherlands, PO Box 222, 1200JG Hilversum, Holland.

## UTC/GMT

Greenwich Mean Time (GMT) is in general use by short-wave broadcasters as a universal time, even in countries located




# AMATEUR RADIO EXCHANGE



Here at Amateur Radio Exchange we believe in choice, because only if you, the customer, can see and try the widest possible range of equipment side by side will you be sure that what you're buying really suits you. Go to the Trio dealer, and he'll tell you that Trio is best . . . the Icom man will push his range exclusively . . . and so on. But here you will find ALL the leading makes . . .


YAESU, ICOM, TRIO/KENWOOD, DRAKE, COLLINS etc. . . so Brenda (G8SXY) and Bernie (G4AOG) invite you to make your choice, either in the shop, or on our stand at major Rallies through the year. At Ealing there's sometimes another choice too . . . mostly you'll be offered a cup of Brenda's coffee, but around 4 o'clock it might well be a cup of tea!



**FT-208R/FT-708R**  
Yaesu's marvellous new hand-held for either 2m or 70cm operation. Its LCD display (with night-lamp feature) is coupled to a 4-bit microprocessor giving 10 memories, up/down scanning in 25 or 50kc steps (manual or auto) plus memory scan and scanning between two desired frequencies, priority channel with search-back, keyboard entry allowing split frequency for non-standard repeaters . . . and lots more.  
**PHONE FOR PRICE**

## FT-290

Yaesu's new all-mode 2m portable with so many features \* 10 memories \* Memory scan \* VFOs \* Band scan \* Clarifier \* FM/LSB/USB/CW \* LCD readout \* Real S-meter \* Priority channel \* 2.5w out. **£229** inc. VAT



## FRG-7700

Yaesu's latest receiver with FM right across the band NOW offers yet more optional extras. Memory facility . . . Aerial tuning unit . . . and no less than four converters.

- |                 |              |             |
|-----------------|--------------|-------------|
| A. 118-130 MHz, | 130-140 MHz, | 140-150 MHz |
| B. 118-140 MHz, | 140-150 MHz, | 50- 60 MHz  |
| C. 140-150 MHz, | 150-160 MHz, | 160-170 MHz |
| D. 118-130 MHz, | 140-150 MHz, | 70- 80 MHz  |

**BASIC RECEIVER £299** inc. VAT and **FREE** Heliscan aerial worth **£15**.

## FRT-7700

Designed by Yaesu to match the FRG-7700, but also compatible with many other popular receivers such as the FRG-7, R-1000 and DX-300, this ATU lets you peak up on the signals you want and attenuate those you don't. Great performance and value at just **£33.75**.




## SCANNING RECEIVERS

The best selection in town for marine, aircraft, public services, amateur bands, etc. From the **MR-1000A** at under **£40** to the latest version of the **SX-200** at **£264**.

## FT-101 MK III

The tried and tested Yaesu HF base station, now with audio peak filter and reject/notch filter as standard, and choice of AM or FM.

**FT-101Z** from **£499**  
**FT-101ZD** from **£579**  
inc. VAT and **FREE** cooling fan and mic.



## FT-707 RANGE

Acclaimed world-wide as the ultimate in solid-state broad-band transceivers for either mobile or base-station use, the FT-707 will not close down on a less-than-perfect SWR as the built-in AFP will reduce output power to 50% when excessively high SWR is encountered. Shown here with matching base-station facilities of power supply, aerial tuner and VFO memory unit.

**NEW FTV-707 TRANSVERTER** (not shown) **ALSO AVAILABLE**



**FT-707 £529**  
**FP-707 £109**  
**FC-707 £80**  
**FV-707 £186**

Phone for details.

LICENSED CREDIT BROKERS. \*Ask for written quotation. INSTANT HP AND 6 MONTHS NO INTEREST HP TERMS AVAILABLE FOR LICENSED AMATEURS AND BANK/CREDIT CARD HOLDERS.



Credit Card Sales by telephone

Prices are correct as we go to press, but owing to currency fluctuations etc may vary by publication date. Please phone for latest information. All prices include VAT, but p & p/carriage are extra.

Closed Wednesday, but use our 24-hour Ansafofe service

**2 NORTHFIELD ROAD, EALING, LONDON, W13 9SY. TEL: 01-579 5311**

*So easy for Overseas visitors - Northfields is just seven stops from Heathrow on the Piccadilly Line.*



# NORTHERN COMMUNICATIONS

AMATEUR • COMMERCIAL • MARINE

## AND NOW FOR SOMETHING REALLY NEW!



Send for details

–12V DC earth  
144-146 MHz or  
VHF Marine.

15 x 19 x 5 cms.  
Mobile bracket  
+ Int speaker inc.

A VHF monitor receiver with **VFO** plus **12** optional scanning channels for **£46.00** inc. VAT. Crystals **£2.25** each. Carriage free.

### NORCONE 512 (66-512 MHz)

It's here! A no compromise, precision made full 16 element discone antenna made in Britain. Standard SO239 connector, with cover. Supplied with 1" diameter, 30" mounting support mast and complete instructions.

An ideal partner for the SX200N "Bearcat" and other scanning receivers. It may also be used for transmission and in particular where antenna space is limited.

Full coverage of 70,144,432MHz Amateur bands plus Aircraft, Marine and Commercial bands.

**£25.95** p.p. £1.75  
MK-1. In line vertical mounting kit for 1" to 2" mast.  
**£2.45** p.p. £0.75

MK-2.

Chimney lashing kit, including hardware and lashing wire. **£2.95** p.p. £1.00  
CK-1. Low loss coaxial cable kit, 10 metres, with connectors and fixing clips. **£3.75** p.p. £0.75

### ZL-12 COMPACT YAGI

13db gain, compact 2 metre Yagi. 10'6" boom, lightweight rugged design. Hundreds of this award winning antenna already in use. Send for details.

**£28.75** p.p. £1.75

### ZL-8 SUPER COMPACT YAGI

9db gain, super compact 2 metre Yagi. 6'0" boom, lightweight rugged design. Ideal for limited spaces and portable operation. Send for details.

**£17.95** p.p. £1.75

## SX200N HOT NEWS!

### Scanning Receiver NEW MODEL!

New model of this superb unit now with:  
Plug in modules – for easy service.  
Increased AF Output – for better reception.  
Improved Image Rejection – to cut out unwanted signals.  
Increased Selectivity – to cut out adjacent channels.  
Plus many more interesting features.

**£264.00** inc. VAT.  
Carriage £1.50

### SPECIAL OFFER!

SX200N + Norcone 512. Complete inc. VAT. and delivery. **£285.00**

## YAESU FT707 TRANSCEIVER

This most popular of compact HF rigs is currently the number one selling station amongst our extensive range of amateur radio equipment which includes such names as: CUSHCRAFT, JAYBEAM, FDK, STANDARD, SWAN, AZDEN, MICROWAVE MODULES, NAG, SEM and many more. Don't just take our word for it come and try the FT707 or better still order yours now!

FT707 100W **£529.00**  
FP707 PSU **£109.00**  
FC707 ATU **£80.50**  
FV707 VFO **£186.30**

Customer satisfaction and good service is our trademark!

## STANDARD C78 UHF PORTABLE

Amazing new 70 cms Transceiver. Send for details. **£209.00**

Prices include VAT @ 15%

299-303, Claremount Road, Halifax HX3 6AW,  
West Yorkshire. G3UGF.

Tues-Sat. 9.45am-5.30pm.  
Telephone (0422) 40792.

24 hour Ansafone Service.



## MORSE TUTOR

The uniquely effective method of improving and maintaining Morse Code proficiency. Effectiveness proven by thousands of users world-wide.

- ★ Practise anywhere, anytime at your convenience.
- ★ Generates a random stream of perfect Morse in five character groups.
- ★ D70's unique "DELAY" control allows you to learn each character with its correct high speed sound. Start with a long delay between each character and as you improve reduce the delay. The speed within each character always remains as set on the independent "SPEED" control.
- ★ Features: long life battery operation, compact size, built-in loudspeaker plus personal earpiece.



## ACTIVE RECEIVING ANTENNAS

Datong active antennas are ideal for modern broadband communications receivers – especially where space is limited.

- ★ highly sensitive (comparable to full-size dipoles).
- ★ Broadband coverage (below 200 kHz to over 30 MHz).
- ★ Needs no tuning, matching or other adjustments.
- ★ two versions AD270 for indoor mounting or AD370 (illustrated) for outdoor use.
- ★ very compact, only 3 metres overall length.
- ★ professional performance standards.

Prices: Model AD270 (indoor use only) **£42.55**  
Model AD370 (for outdoor use) **£56.35**  
Both prices include mains power unit.



## VERY LOW FREQUENCY CONVERTER

If your communications receiver gives poor results below 500 kHz Model VLF is the answer.

- ★ Connects between antenna and receiver input.
- ★ Converts signals between DC and 500 kHz to the range 28 to 28.5 MHz with low noise and high sensitivity.
- ★ Crystal controlled for high stability.
- ★ Quality construction in diecast aluminium box (size 112 x 62 x 31mm), SO239 connectors, LED indicator, in/out switch.
- ★ Operates from internal 9 volt battery or external supply (5-15 volts DC).

Price: only **£25.30**

Our full catalogue plus further details of any product are available free on request. All prices include VAT and postage and packing.



**DATONG  
ELECTRONICS  
LIMITED**

Spence Mills, Mill Lane,  
Bramley, Leeds LS13 3HE  
England.  
Tel: (0532) 552461

## GIVE YOUR SIGNAL A HEAD START

The SM30 purpose designed telescopic tiltover mast, slim silhouette, structured for single winch operation extend from about 15ft up to 31ft tilts down to 3ft. Self supporting with many small to medium sized arrays or can be guyed for larger HF types.

### NOTE THESE FEATURES

- ★ WALL OR POST MOUNTING. ★ ONE WINCH OPERATION.
- ★ OPTIONAL HEAD UNITS – PLATE OR 1 1/2" TUBE (extra).
- ★ SAFETY UP LOCK AND ANTI-DROP DEVICE.
- ★ GALVANIZED FINISH. ★ ENGINEERED TO B.S.I. STDS.

### PRICES

SM30 post or wall mounting **£198.00**  
RT1 1 1/2" reducer tube **9.50**  
RH1 Rotator Head **25.00**

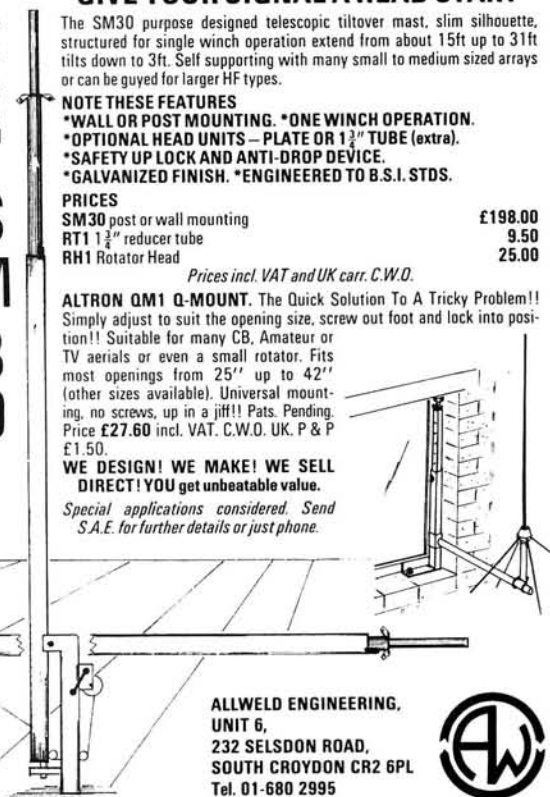
Prices incl. VAT and UK carr. C.W.O.

**ALTRON QM1 Q-MOUNT.** The Quick Solution To A Tricky Problem!! Simply adjust to suit the opening size, screw out foot and lock into position!! Suitable for many CB, Amateur or TV aerials or even a small rotator. Fits most openings from 25" up to 42" (other sizes available). Universal mounting, no screws, up in a jiff!! Pats. Pending. Price **£27.60** incl. VAT. C.W.O. UK. P & P **£1.50**.

**WE DESIGN! WE MAKE! WE SELL DIRECT! YOU get unbeatable value.**

Special applications considered. Send S.A.E. for further details or just phone.

ALTRON  
SM30



**ALLWELD ENGINEERING,  
UNIT 6,  
232 SELSDON ROAD,  
SOUTH CROYDON CR2 6PL  
Tel. 01-680 2995**





on the far side of the globe from the Greenwich meridian. This practice is gradually changing. Co-ordinated Universal Time (UTC) is now coming into use by international agreement so that in a couple of years it will have replaced GMT completely.

Although there is a slight difference between the two time scales — GMT is related to the rotation of the earth while UTC is based on the transition frequency of the element caesium — for practical purposes the two are the same. Why then the change? There appears to be a desire by international broadcasters to have a universal time scale that is independent of any geographical location. A few broadcasters, such as Radio Canada International, have already adopted UTC which may puzzle short-wave listeners until the new scale is in more general use.

## Readers' Letters

"Having just read your section of *On the Air* I detected, I think, a feeling of sympathy towards the beginner" writes reader **Stephen Blanchard**, who lives at Spilsby in Lincolnshire. He goes on to say that he is interested in short-wave listening/DX-ing but has not a clue where to start.

Fortunately this is a hobby that has few rules. Tune round the band and stop when you hear something that interests you. This can be done with the simplest of receivers and will give you the feel of the short-waves and what can be heard there. There is also a booklet called *This is DXing* which is obtainable free of charge from Radio Netherlands at the address mentioned earlier. This column does indeed have an interest in beginners, who are invited to write about their problems, interests and successes.

Does anyone know what has happened to Radio Uganda on 5.027MHz in the 60m band? asks **Peter Walker** (G6BWL). The blue network of the home service is normally on this frequency with a power of 250kW, but it has not been heard recently and there have been rumours of an explosion near a broadcasting station in Uganda. The international service on 9.685MHz in the 31m band, which is usually heard in English in the evenings, is absent as well.



A Listener card from the BBC

## Stations Heard

Dubai Radio has been heard on 21.655MHz in the 13m band at 1630 by twelve-year-old **Lee Roberts** of Walsall, who has a Realistic DX300 receiver. **John Bowlzer** (13) has a Grundig Melody Boy 1000 which he uses with a 30 metre-long wire. DX heard includes Radio Dominica on the 49m band (5.965MHz) at 0200. **Roy Patrick** (Derby) reports hearing Cairo on out-of-band frequency 6.225MHz in Turkish at 1800.

Some interesting broadcasts from Latin America were logged by **Paul McKee** of Belfast who reports hearing Radio Colosal in Colombia on 4.945MHz(60m) at 0123, Radio Nacional Ascuncion in Paraguay on 11.920MHz (25m) at 2147, the

Voice of Nicaragua on 5.590MHz (49m) at 0530 and Radio Relej in Costa Rica on 4.832MHz at 0430.

A National Panasonic DR28 with telescopic antenna used on the kitchen table pulled in Canada on 15.325MHz (19m) at 1905, Kuwait on 11.655 (25m) at 1910, India on 11.620 at 1940 and Australia on 21.630 (13m) at 1830, for **W.B. Stewart** of Lossiemouth — a nice round the world tour. A Vega 206 with 30 metre-long wire are in use in Swansea by **Philip Morris** who reports hearing *DX Party Line* from HCJB in Ecuador on 21.480MHz (13m) at 2130, Radio Nacional Brasil on 15.280 (19m) signing off in English at 2159, the Voice of Nigeria on 15.120 at 2145 and Radio Korea on 15.575 at 2200.

## VHF Bands

by Ron Ham BRS15744

Reports to: Ron Ham BRS15744  
Faraday, Greyfriars, Storrington,  
Sussex RH20 4HE.

Late April and early May will be remembered by many radio enthusiasts for a massive radio blackout, the world's first 23cm repeater with 6MHz spacing, a large number of stations worked from the IARU conference and the start of the 1981 Sporadic-E season.

## Solar

Although the sun was active in the X-ray part of the spectrum between April 20 and May 17, there was relatively little recorded at the longer radio wavelengths, in fact the only events I recorded, at 143MHz, were two strong bursts at midday on May 6, one each on the 8th and 15th, and a slight noise storm during the early afternoon of the 16th. **Cmdr Henry Hatfield**, Sevenoaks, recorded a mild noise storm at 136 and 198MHz during the afternoon of April 26, and I heard solar noise around 28MHz at 0915 on the 27th. According to the report Henry had from the Boulder observatory, a very powerful X-ray burst occurred earlier at 0720 and was no doubt responsible for the sudden blackout on the h.f. bands which lasted, in varying degrees, for about five hours.

Down in Bristol, **Ted Waring**, who projects the sun's image through his optical telescope, counted 36 sunspots on April 20, 21 on the 27th, 42, 60 and 40 on May 2, 3 and 4 respectively, 66 on the 8th and 70 on the 13th. Between 0845 and 0915 on May 14, Henry recorded a large burst at both 136 and 198MHz and later, using his spectroheliograph, saw a large formation of sunspots on the north-east limb, which no doubt was the cause of the strong solar noise I heard in the 10m band at 0930 on the 16th. During the BBC World Service programme *Waveguide* on May 15, it was reported that there were some 16 short-wave fade-outs during April, the worst of this sunspot cycle, due to a lot of X-ray radiation from the sun.

## The 10m Band

"Something happened around 0800 on April 27, everything dropped out," said **Ron Munn** G2ALO, a near neighbour of mine. Ron was involved in his regular sked on 20m with Dave Oates, ZL3MF, who was a colossal signal before he suddenly faded out. The following week, Dave told Ron that when the Europeans faded out, signals from stations in Japan and the Pacific islands became extra strong and later that evening, Dave saw traces of the aurora australis. I did my routine check on 10m around this time and apart from solar noise, it was completely dead. A further check at midday revealed only a 539 signal from the Cyprus beacon and an OZ calling CQ. I tried again at 1651 and heard ZS6AUV working a G, and later I



heard many amateurs discussing the event during their QSOs through the v.h.f. repeaters.

The only signals I heard on 20m early in the morning were two G stations talking about the poor conditions. This must have been a massive event because the solar burst and the resulting world-wide short-wave fade outs were reported in the news bulletins on BBC Radios 1 and 2 and on April 30 in the World Service programme *Waveguide*. Although the band was generally quiet from April 20 to 30, the DX did pick up in early May when I heard signals from VK around 0800 on days 1 and 4. JA on 1, 2, 3, 4, 5 and 8 and ZL on 8. "Conditions on 28MHz have been variable," writes **Harold Brodribb** from St Leonards-on-Sea, Sussex, who heard South African and South American stations on April 25, Nigerian on the 28th and from Canada and the USA on May 4.

During the 28-day period from April 20 to May 17, I received signals, at some time during the day, from the International Beacon Project stations in Bahrain A9XC on 17 days, Bermuda VP9BA 2 days, Cyprus 5B4CY 19 days, Caracas YV5AYV 5 days, Germany DLOIGI 15 days, Mauritius 3B8MS 6 days, New Zealand ZL2MHF 2 days, South Africa ZS6PW 7 days and Norway LA5TEN, once at 0935 on May 17 during a Sporadic-E disturbance. I first heard YV5AYV at 0855 on April 28 at 569, the only signal on the 10m band. Throughout the period, DLOIGI averaged about 529 unless there was a Sporadic-E then it peaked around 589. Ted Waring also noted this periodic perk-up in strength from the DL beacon, especially as it had been weak or missing with him over the previous couple of months. Ted's IBP observations are about the same as mine but with the addition of ZS6DN on 13 days and LA5TEN during the late afternoons of April 20 and May 6 and 11.

**BRITISH FORCES BROADCASTING SERVICE**  
GERMANY · B.F.P.O. 19

Thank you for your reception report concerning our transmission at Langenberg.

on 96.5 MHz dated 15.4.81

We are pleased to confirm the details supplied and wish you good luck and happy listening.

Main Studio & Offices:  
5 KÖLN 51  
Parkstrasse 61  
W. GERMANY

Transmitters in:  
Berlin, Bonn, Drachenberg  
Herford, Langenberg, Visselhovede  
Werl, Hameln, Hoenbroek, Maastricht

BFBS Form 4005

**Fig. 1: QSL card from BFPO on 96.5MHz received by Simon Hamer**

## Sporadic-E

The first sign that the east-European broadcast band, approximately 66-73MHz, was being influenced by the 1981 Sporadic-E season came at 0830 on May 1 when I logged four f.m. stations between 66 and 68MHz, two more at 0900 on the 5th, eight around 1300 on the 6th and six at 1804 on the 14th.

## RTTY

On April 18/19, **Phil Hodson** G8RBY was among the operators at his club station, the Melton Mowbray Amateur Radio Society, using the call-sign G4FOX for the RTTY contest on 2m and 70cm. During the weekend they made 38 contacts on 2m and 14 on 70cm with a best DX of 393km with ON1GL. Phil is still looking for a complete 2m RTTY contact with GM if anyone would like to arrange a sked. His best so far is about five seconds of good copy from GM3KJF in Ayr.

During the period April 20 to May 17, I logged 63 RTTY stations around 14.090MHz spread over 13 countries, DJ, EA, F, HA, HB, I, OE, OK, ON, OZ, UA, Y2 and W5. Many of those I received were calling CQ but I also read two-way QSOs between OZ and EA at 1307 on April 24, F6 and ON at 0830 on the 25th, a local contact between two EAs at 0850 on the 30th,

<p style="text-align: center; font-size: 1.2em;"><b>G4EFO/M</b></p> <p style="font-size: 0.8em;">Confirming communication</p> <p>Date <u>30-4-81</u> <u>1296</u></p> <p>Time <u>13</u> <u>519</u></p> <p>Mode <u>21-15</u> <u>Ur RTT</u></p> <p>Time out</p> <p style="font-size: 0.8em;">Please QSL via RSGB</p> <p>73 <i>Len</i></p>	<p style="font-size: 1.2em;">THE FIRST</p> <p style="font-size: 1.2em;">1296 MHz (6MHz split)</p> <p style="font-size: 1.2em;">REPEATER</p> <p style="font-size: 1.2em;">IN</p> <p style="font-size: 1.2em;">THE WORLD</p>
--	--



**Fig. 2: Historic QSL card for G4EFO/M confirming his contact with the first 23cm repeater with 6MHz spacing**

OK and Y2 at 1010 on May 3, OE and ON at 1304 on the 8th and I and OK around 1400 on the 12th. Just to prove that RTTY can be full of interest, I logged 13 stations in 6 countries, EA, HA, I, OK, SM and Y2, many calling CQ contest on 20m, between 1005 and 1025 on May 3, and around 1000 on the 10th I copied "I5EPM/P CQ 0909 EMERGENZA SIMULATAC PRATO" which I assume was some form of exercise similar to our Raynet.

"It may interest licensed amateurs and patient s.w.l.s, interested in RTTY and OSCAR, to know that orbital data can be obtained, on a daily basis, by using the DL1WX RTTY Auto-Log," writes **Alexander Shearer** GM3SWK from the Isle of Lewis. This is a computer-controlled system built by DL1WX, and OSCAR orbits are among the many data messages stored in its memory. Alex sent me a print-out from his teleprinter, and one of the signals he received having called the German station reads: "I hope you will enjoy using the first computer QTC-QSP service installation with an electronic-log. Here is +Jupp+ DL1WX in Langenfeld standing by for you". The system is operating between 1600 and 2000GMT on Tuesdays and Thursdays and between 0800 and 1200 on Saturdays and Sundays on 14.098MHz, and on Mondays, Wednesdays and Fridays between 1600 and 1800 on 21.090MHz. "All that is necessary is to access the appropriate memory by transmitting a set format and the 'machine' replies with the data addressed to the call sign of the enquiring station," says Alex. It seems that DL1WX periodically calls CQ, and from Alexander's print-out I read: "If you want info over this computer system then type:—RYRYRYRYRY . . . DL1WX QST INFO? NNNN" and from the comprehensive list of instructions sent to Alex by the "machine" I see the access code for OSCAR predictions is: DL1WX QST For OSCAR? NNNN. Unfortunately, s.w.l.s must wait for someone to ask the "machine" before they can get the gen.

## Tropospheric

Despite the generally poor v.h.f. conditions, **Simon Hamer**, Presteigne, Wales, kept up his Band II DXing. When a heavy snow storm on April 25 cut off his mains supply, he used the



batteries in his Grundig Satellit 1400. Well done Simon and congratulations on getting a QSL card for the reception on 96.5MHz on the BFBS station at Langenberg (Fig. 1). During the period April 20 to May 12 Simon, operating mainly between 1400 and 2100, listened to a variety of programmes from stations in Belgium and France, and from the UK, BBC Radios London and Solent and the ILR stations LBC and Thames Valley.

## News Items

Congratulations to the Sussex Repeater Group who built and installed the world's first 23cm repeater, GB3WX RM9, with 6MHz input/output spacing to coincide with the IARU Conference in Brighton. A special licence was issued by the Home Office, arranged by RSGB, allowing the repeater to be operated from April 30 to May 3 and the results impressed many of the delegates. "Contrary to popular opinion it was perfectly usable in built-up areas," said **Mick Senior** G4EFO, who made the first mobile contact through the repeater to the conference station GB1IARU (Fig. 2). Mick was among the many amateurs in the Brighton/Worthing areas that worked and heard signals through GB3WX from both fixed and mobile locations.


This report should be of particular interest to **John Tye** G4BYV, Dereham, Norfolk, who said that OZ stations were working into southern G on 23cm during a tropospheric lift on April 14. Among the team of wireless operators at the Brighton Conference station was Stan Williams G3LQI, who analysed the log and said that from a total of 3627 stations worked, 78 were on 70cm, 9 on 4m, 219 on 10m, and from his analysis of the 568 stations in the 2m log, 289 were on f.m., 273 on s.s.b., 4 c.w. and 2 RTTY spread through 14 countries.

One of our Lancashire readers, **Norman Wright** G4IYI, who visited the Chalk Pits Museum on May 4, uses a home-brew f.m. rig with two QOV03-10 valves and a Slim Jim aerial on 2m, and is often heard working through his local repeater, GB3MP R6. Norman also has a Heathkit HW100 and a 5RV aerial for the h.f. bands, and over the years has built several pieces of equipment from *PW* designs.

Congratulations to **George Grzebieniak** RS 41733, London, who has earned the RSGB's 4m Listener Award No. 6. The much-needed QSL card to complete the qualifying score arrived from a GM who George heard during an auroral opening.

At approximately 2000GMT on May 3, Phil Hodson heard a strange signal, best described as a "whistler" on 144.615MHz at a beam heading of 035°. Phil monitored this and noted a downshift in frequency of 335kHz in 1hr and 25 mins and at 2125 it suddenly vanished. Any suggestions? QTHR.

**Lance Adamson** passed the RAE at Marle Place, Burgess Hill, having completed the course under the tutorship of Richard Canning G6YJ. At present Lance is listening on an Eddystone EA12 with an 18AVT Hygain aerial, and is getting his Morse up to speed so that he can get a G4 ticket and work on the h.f. bands.



"Would the mobiles move off the repeater and let the DX in!"

... heard by G4BYV

Have you heard any (printable) comments, funny peculiar or funny ha-ha? If so, why not send them in to our Editorial offices at Poole. We will pay for every one published.



TV

by Ron Ham BRS15744

Reports: as for VHF Bands,  
but please keep separate.

When a Band I signal, in early May, was so strong that **Harold Brodribb** could see the jewellery and watch worn by a YL speaker at a meeting in Poland, then we know that the Sporadic-E season has begun and that such events are likely to occur at any time, during daylight hours, up until the middle of August.

## Sporadic-E

On most days between April 20 and May 17, I heard television sync pulses on Channel R1 49.75MHz, and although there were frequent strong bursts of signal showing test cards, mainly from Austria, Poland and Russia, conditions were not often good enough for a consistent picture. Recently I installed an Antiference XS3 wideband amplifier to give me equal distribution of signals between my antenna and R216 communications receiver and JVC 3060 monochrome and CX-610GB colour television receivers, which can all tune through Band I.

At 0955 on April 20, a long burst of signal on R1 revealed what looked like a film about children on bicycles, and at 1630 on April 29, **Sam Faulkner**, Burton-on-Trent, saw a children's programme on Ch. E3 55.25MHz and a YL announcer introduce a sports feature which included basket-ball with the name "Real Madrid" on some of the players' shirts. Sam also saw pictures of the same game on Ch. E2 48.25MHz and is sure they were coming from RTVE, Spain. Both Sam and I were among those who witnessed the Sporadic-E disturbance at mid-day on May 6 when, at 1200, Sam received pictures from RAI Italy on Ch. 1A 53.75MHz, of a YL presenter introducing a film. At 1215 he saw a photographic programme on R1 being interfered with by a test card from Czechoslovakia.

Around this time I watched pictures of a chess game on R1 and at 1235GMT, I received a strong steady picture announcing a forthcoming programme which read "PRZERWA W. OBRADACH, SEJMU PRL, do GODZ 1500." Just before 1300GMT a clock appeared with "TP" on its face and showing 1500, followed on the hour by a caption "TV POLSKA PROGRAM 1". Then came the very strong sound and picture from what looked like their parliament or delegates at a large conference. The reception was so clear that Harold Brodribb had time to study the decor of the room and noticed a large eagle on the wall with spread wings, "as on the old Polish postage stamps" writes Harold. At this time I was also hearing Italian sound on Ch. 1A with Ch. R2 sync riding up on the same shared frequency 59.25MHz.

Around 1013 on April 20, **Nicholas Brown**, Rugby, received a weak, unidentifiable picture on E2 but at 1340 he saw, for the first time, the test card from Iceland strong enough to read the "RUU ISLAND" scribed on it. However, I bet there were some curses, for by the time Nick had got his camera this DX signal had gone. I know the feeling Nicholas. At 0836GMT on May 14 the caption "PRZERWA" appeared on R1 followed by a clock showing 1036. DX conditions ebbed and flowed all day and between 1800 and 1830 there were strong pictures on E2 of a circus complete with a triple high-wire act, and horses with YL riders standing on their backs. At one time, typical of Sporadic-E, the circus faded out and a strong test card from Portugal RTP-1 replaced it for a minute or two. Periodically the E2 sound 53.75MHz was very strong as was the Russian news, with a YL reader and the BPEMR caption behind her.

Pictures and sound from Russia were exceptionally strong on R1 between 0630 and 1000GMT on May 17, in fact there was a general opening toward the USSR as **Gerry** and **Richard Brownlow** found on 10m later in the day, when they operated G3WMU/P from the Chalk Pits Museum at Amberley, Sussex.






Fig. 1 (top left): Test card from Germany received by Steve Spiller





Fig. 2 (bottom left): Test card from Holland received by Steve Spiller

Figs. 3 & 4: SSTV callsign graphics from Canada and Japan received by Sam Faulkner on 10m during early April

First I saw a film about sport and travel, then at 0659 a YL announcer appeared with a digital clock showing 1059. The announcer and the clock were seen again, between programmes about children and travel at 0745 and 0815, showing 1145 and 1215 respectively.

## Tropospheric

Despite the poor weather and the atmospheric pressure being around or below 30.0in (1015mb) for most of the period, a short-lived tropospheric opening did occur on April 22 while the pressure was falling from a peak of 30.3in (1026mb) which it had reached at midday on the 21st. During the event I received strong test cards in Band III from Belgium RTBF-1 on Ch. E8 and BRT UTU-1 on E10. Although **Steve Spiller**, one of our u.h.f. TV DXers from Sutton, Surrey, made the unfortunate mistake of using a camera shutter speed of 1/60s instead of 1/30s, his photographs of Dutch and German TV (Figs. 1 and 2) do show the strength of these signals during a tropospheric opening. Steve hopes to install equipment for v.h.f. TV in due course and I will be looking forward to receiving his reports.

## SSTV

"The past few weeks have been very enjoyable, with really excellent SSTV coming through from Japan, South Africa and South America," wrote Sam Faulkner on May 10. Sam also tells me that Gerald ZS6BTD, Johannesburg, is one of our regular readers and that he has purchased a JVC CX-610GB and intends to modify it for SSTV colour. Sam also received pictures on 10m, when the band was good, from stations in EA8, HK, KP4, LU, VE3, VP9 and Ws 3, 4 and 9. Among the memorable QSOs in Sam's log were the keyboard graphics and portrait of VP9IH, a new and welcome station, working into G at 1630 on April 24. HK3DBQ and WISGA at 1815 on May 3, and consistent signal after 1630 from LU5AN on April 19 and 26 and May 2 to 5, and LU4DDR between 1700 and 2000 on May 3 to 6.

"Conditions to ZS were excellent during early May," said Sam, who saw ZS6BTD working KP4YD at 1300 on May 2. At 1630 he had "closed-circuit copy" from ZS6BQT, who was showing views of Johannesburg, and at 1640 a very strong picture from ZS6BTD on 29.180MHz with a colour video replay for G3NOX. Between 0740 and 1000 on May 4, Sam received

pictures from JA1DEQ, JA1HHL, JA1PGH and JA1XGI on the 10m calling channel 28.610MHz, the most interesting of these being the excellent graphics and self portrait from JA1DEQ. From 1610 to 1635 on May 8, Sam received fine pictures of the shack and very impressive equipment from ZS6BTD who he logged again at 1600 on May 10 when he was in QSO with G3NOX.

"The technical side of colour SSTV is rather complicated," writes Sam, who was delighted to witness, in mono, a colour experiment between G3NOX and ZS6BTD and writes, "with projects of this kind amateur radio is always assured of being in the forefront of technology".

## News Items

**Dave Oxnard** writes from Sweden saying that he has installed DXTV gear with a dipole antenna for Band I, a 16-element Yagi for Band III, and a 91-element array for u.h.f., all rotatable and mounted 12 metres above the ground. So far Dave has received pictures from Poland and Russia and I will be looking forward to having more reports.

**Andrew Emmerson** G8PTH, who writes *TV on The Air* in the British Amateur Television Club journal *CQ-TV*, is a collector of vintage TV broadcasting equipment and already has a number of old monitors, two early monoscope cameras used for producing test card "C", and is looking for a special monoscope tube, type C912 or 2F21. If anyone can help, Andy, QTHR, will be pleased to hear from you.

**PLEASE MENTION  
PRACTICAL WIRELESS  
WHEN REPLYING  
TO ADVERTISEMENTS**



# WATERS & STANTON ELECTRONICS

18/20 MAIN ROAD, HOCKLEY, ESSEX. TEL (0702) 206835

4,000 SQ FT DEVOTED TO RADIO COMMUNICATION

24 HOUR TURN ROUND ON ALL ORDERS!

"SUCH NICE PEOPLE"

5 miles from Southend-on-Sea Why not bring the whole family for a day out?




**PS134 4 AMP 13.8v POWER SUPPLY. STABILISED & SHORT CIRCUIT PROOF**  
**£23 plus £1.50 p&p**

This is the power supply that we've been advertising and selling for several months. It really is a robust little unit with a transformer 50% larger than its competitors. Some cheap power supplies get hot, hum and even go bang! This one stays silent and keeps on working. It is fully protected against short circuit and overload and is capable of delivering 4 amps continually at 13.8v DC. Ideal for transceivers.

**PROFESSIONAL AIRCRAFT MONITOR R517 £49.50**  
 (as supplied to pilots, ground crew etc.)



The R517 is a professional aircraft monitor receiver, having superb sensitivity and capable of tuning across the entire aircraft band 118-143MHz. For easy tuning there is both a coarse and fine tuning control. In addition there is a 3 position switch for selecting xtal controlled channels (xtals £3.00 extra) for your local airport. The unit is completely portable running off self-contained batteries.

**GLOBAL SHORT WAVE AERIALS**

The new Global short wave aerials mean better reception for short wave listeners. These fully comprehensive kits provide all the materials you need to erect a really efficient, long lasting aerial. All wire is special light weight alloy and all fittings are non-corrosive.

**INVERTED 'L'** This covers 3-30MHz and requires a garden length of 30ft.  
**£9.95**


**BROAD BAND DIPOLE** This covers a 3-30MHz and requires a garden length of 65ft. Also included in 50ft. of special low loss coax cable.  
**£29.00**

For further details send S.A.E.



**TRIO R1000 COMMUNICATIONS RECEIVER**  
**OUR PRICE £285 (Free Securicor Delivery)**


The R1000 has really caused a stir in the receiver market! Its performance matches professional receivers costing many times more and with our new competitive price of £285 it must be the best value on the market today. Full digital readout from 200kHz (actually it operates right down to 20kHz but with reduced sensitivity) means accurate tuning and the 30 position band selector switch means really good bandspread for easy operation. Other features include noise blanker (a really good one!) built-in speaker, digital clock/timer and both 230v AC/12v DC operation. (Yes we include the 12v DC kit free!) Each model is fully checked and delivered anywhere in the U.K. within 24 hours of receipt of payment!



**SPECIAL OFFER**

**2 METRE FM MONITOR 8 CHANNEL SCANNING £55!**

We've managed to purchase a large quantity of this amazing little monitor at an even more amazing price! Full 8 channel scanning of the 2 metre amateur band is available with optional plug in xtals (one supplied for international calling channel). Each receiver is complete with ni-cads, AC mains charger, telescopic whip, etc. Controls include volume squelch, manual override, channel lock out, LED indicators, low battery voltage warning. Ideal for the summer - get yours now!



**SWR/POWER/FIELD STRENGTH MEASURING METER SPECIAL OFFER**  
**£11.95 + 60p p&p**

As used by CB and Amateur radio operators.

The YW3 is used by amateur radio and CB operators around the World. It's offered to you at a really low price because we import them direct from Japan. It tells you the VSWR, power output and field strength and covers 3.5 to 150MHz. If you want the strongest signal in town - you'll find the YW3 the sure answer.

**NO MORE TV INTERFERENCE FROM CB OR AMATEUR! GLOBAL HP4A £4.95**

Post free.

If you're suffering T.V. interference, here's a brand new device specially designed and made for us in Japan. The HP4A now offers about 100% cure against TV interference because of its advanced design, yet it has no effect on the picture. Be prepared, keep one handy!



**DUAL BAND ..... ALL MODES**  
**144-146MHz & 430-440MHz**  
**£468 inc. VAT.**



**AN UNBEATABLE PRICE!**

Yes, that's all you have to pay for all-modes on both 2 metres and 70cms when you use the new FDK Expander in conjunction with the M.750E transceiver. Full coverage 144-146MHz and 430-440MHz all controlled from the M.750E. The cost of the expander alone is £169 for existing owners of M.750E.

**SHORTWAVE LISTENER ATU GLOBAL AT1000 £31.95 carriage free**



The ultimate in ATU's, specially designed to enhance the performance of all short wave receivers - no other model can approach its performance.

**BULK PURCHASE**

**16 CHANNEL AMATEUR FM SCANNER £55**



This highly compact monitor can be supplied either for the 2 metre amateur band or the marine band. It has the capability of scanning up to 16 channels and hunting out and locking on to any signal that appears. Ideal for mobile or base operation an external 12v DC supply is required but unit has built-in speaker, mobile mounting brackets, etc. The receiver comes with the national calling channel. Additional crystals for channels are £3 each.

STOP PRESS:- SEND 14p STAMP FOR NEW 1981 CATALOGUE ON RADIO COMMUNICATIONS

**MAIL ORDER SLIP to: Waters & Stanton Electronics, Warren House, Main Road, Hockley, Essex.**

Name..... Goods required .....

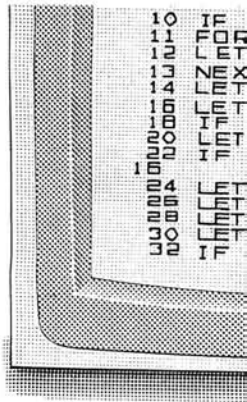
Address..... ..

.....

Please rush me the above. Cheque enclosed for £...../Please charge to credit card No.....



# New! Sinclair ZX81 Personal Computer. Kit: £49.<sup>95</sup> complete



Reach advanced computer comprehension in a few absorbing hours

**Built:**  
**£69.<sup>95</sup>**  
complete

1980 saw a genuine breakthrough – the Sinclair ZX80, world's first complete personal computer for under £100. At £99.95, the ZX80 offered a specification unchallenged at the price.

Over 50,000 were sold, and the ZX80 won virtually universal praise from computer professionals.

Now the Sinclair lead is increased: for just £69.95, the new Sinclair ZX81 offers even more advanced computer facilities at an even lower price. And the ZX81 kit means an even bigger saving. At £49.95 it costs almost 40% less than the ZX80 kit!

### Lower price: higher capability

With the ZX81, it's just as simple to teach yourself computing, but the ZX81 packs even greater working capability than the ZX80.

It uses the same micro-processor, but incorporates a new, more powerful 8K BASIC ROM – the 'trained intelligence' of the computer. This chip works in decimals, handles logs and trig, allows you to plot graphs, and builds up animated displays.

And the ZX81 incorporates other operation refinements – the facility to load and save named programs on cassette, for example, or to select a program off a cassette through the keyboard.

### Higher specification, lower price – how's it done?

Quite simply, by design. The ZX80 reduced the chips in a working computer from 40 or so, to 21. The ZX81 reduces the 21 to 4!

The secret lies in a totally new master chip. Designed by Sinclair and custom-built in Britain, this unique chip replaces 18 chips from the ZX80!

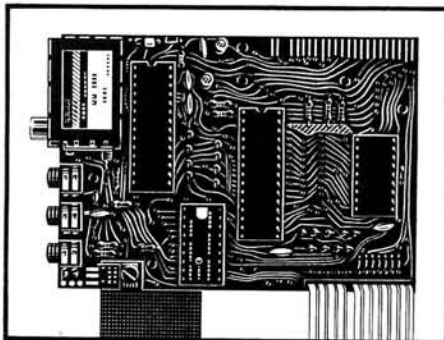
*Proven micro-processor, new 8K BASIC ROM, RAM – and unique new master chip.*



### Kit or built – it's up to you!

The picture shows dramatically how easy the ZX81 kit is to build: just four chips to assemble (plus, of course the other discrete components) – a few hours' work with a fine-tipped soldering iron. And you may already have a suitable mains adaptor – 600 mA at 9 V DC nominal unregulated (supplied with built version).

Kit and built versions come complete with all leads to connect to your TV (colour or black and white) and cassette recorder.

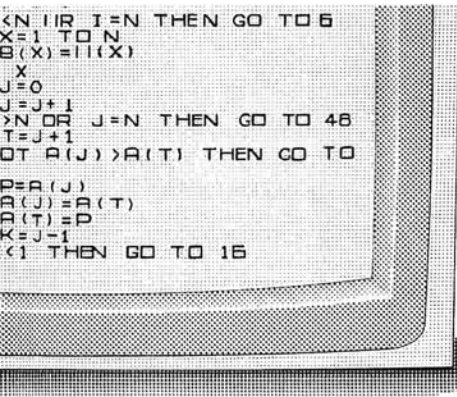


### New Sinclair teach-yourself BASIC manual

Every ZX81 comes with a comprehensive, specially-written manual – a complete course in BASIC programming, from first principles to complex programs. You need no prior knowledge – children from 12 upwards soon become familiar with computer operation.







**New, improved specification**  
 ● Z80A micro-processor – new faster version of the famous Z80 chip, widely recognised as the best ever made.

● Unique 'one-touch' key word entry: the ZX81 eliminates a great deal of tiresome typing. Key words (RUN, LIST, PRINT, etc.) have their own single-key entry.

● Unique syntax-check and report codes identify programming errors immediately.

● Full range of mathematical and scientific functions accurate to eight decimal places.

● Graph-drawing and animated-display facilities.

● Multi-dimensional string and numerical arrays.

● Up to 26 FOR/NEXT loops.

● Randomise function – useful for games as well as serious applications.

● Cassette LOAD and SAVE with named programs.

● 1K-byte RAM expandable to 16K bytes with Sinclair RAM pack.

● Able to drive the new Sinclair printer (not available yet – but coming soon!)

● Advanced 4-chip design: micro-processor, ROM, RAM, plus master chip – unique, custom-built chip replacing 18 ZX80 chips.

## If you own a Sinclair ZX80...

The new 8K BASIC ROM used in the Sinclair ZX81 is available to ZX80 owners as a drop-in replacement chip. (Complete with new keyboard template and operating manual.)

With the exception of animated graphics, all the advanced features of the ZX81 are now available on your ZX80 – including the ability to drive the Sinclair ZX Printer.

## Coming soon – the ZX Printer.

Designed exclusively for use with the ZX81 (and ZX80 with 8K BASIC ROM), the printer offers full alphanumerics across 32 columns, and highly sophisticated graphics. Special features include COPY, which prints out exactly what is on the whole TV screen without the need for further instructions. The ZX Printer will be available in Summer 1981, at around £50 – watch this space!



## 16K-BYTE RAM pack for massive add-on memory.

Designed as a complete module to fit your Sinclair ZX80 or ZX81, the RAM pack simply plugs into the existing expansion port at the rear of the computer to multiply your data/program storage by 16!

Use it for long and complex programs or as a personal database. Yet it costs as little as half the price of competitive additional memory.



### How to order your ZX81

BY PHONE – Access or Barclaycard holders can call 01-200 0200 for personal attention 24 hours a day, every day.

BY FREEPOST – use the no-stamp-needed coupon below. You can pay by cheque, postal order, Access or Barclaycard.

EITHER WAY – please allow up to 28 days for delivery. And there's a 14-day money-back option, of course. We want you to be satisfied beyond doubt – and we have no doubt that you will be.

To: Sinclair Research Ltd, FREEPOST 7, Cambridge, CB2 1YY.				Order
Qty	Item	Code	Item price £	Total £
	Sinclair ZX81 Personal Computer kit(s). Price includes ZX81 BASIC manual, excludes mains adaptor.	12	49.95	
	Ready-assembled Sinclair ZX81 Personal Computer(s). Price includes ZX81 BASIC manual and mains adaptor.	11	69.95	
	Mains Adaptor(s) (600 mA at 9 V DC nominal unregulated).	10	8.95	
	16K-BYTE RAM pack(s).	18	49.95	
	8K BASICROM to fit ZX80.	17	19.95	
	Post and Packing.			2.95
				<b>TOTAL £</b>

Please tick if you require a VAT receipt

\*I enclose a cheque/postal order payable to Sinclair Research Ltd, for £ \_\_\_\_\_

\*Please charge to my Access/Barclaycard/Trustcard account no. \_\_\_\_\_

\*Please delete/complete as applicable.

Please print.

Name: Mr/Mrs/Miss \_\_\_\_\_

Address \_\_\_\_\_

FREEPOST – no stamp needed.

PRW08

# sinclair ZX81

**Sinclair Research Ltd,**  
 6 Kings Parade, Cambridge, Cambs.,  
 CB2 1SN. Tel: 0276 66104.  
 Reg. no: 214 4630 00



# Conquer the chip.

Be it a career, hobby or interest, like it or not the Silicon Chip will revolutionise every human activity over the next ten years.

Knowledge of its operation and its use is vital. Knowledge you can attain, through us, in simple, easy to understand stages.

Learn the technology of the future today in your own home.

## MASTER ELECTRONICS LEARN THE PRACTICAL WAY BY SEEING AND DOING

- Building an oscilloscope. ● Recognition of components.
- Understanding circuit diagrams. ● Handling all types Solid State 'Chips'.
- Carry out over 40 experiments on basic circuits and on digital electronics.
- Testing and servicing of Radio, T.V., Hi-Fi and all types of modern computerised equipment.


## MASTER COMPUTERS

LEARN HOW TO REALLY UNDERSTAND COMPUTERS, HOW THEY WORK - THEIR 'LANGUAGE' AND HOW TO DO PROGRAMS.

- Complete Home Study library. ● Special educational Mini-Computer supplied ready for use. ● Self Test program exercise.
- Services of skilled tutor available.

## MASTER THE REST

- Radio Amateurs Licence. ● Logic/Digital techniques.
- Examination courses (City & Guilds etc.) in electronics.
- Semi-conductor technology.
- Kits for Signal Generators - Digital Meters etc.



**FREE** Please send your FREE brochure without obligation to:

Name \_\_\_\_\_  
Address \_\_\_\_\_

(Block Caps please)

I am interested in  
**PRACTICAL ELECTRONICS**  
**COMPUTER TECHNOLOGY**  
**OTHER SUBJECTS (please state your interests)**

PW/8/813

**BRITISH NATIONAL RADIO & ELECTRONICS SCHOOL,  
4 CLEVELAND ROAD, JERSEY, CHANNEL ISLANDS.**

<b>RST</b>		<b>VALVE MAIL ORDER CO.</b>											
		<b>Climax House</b>											
		<b>159 Fallsbrook Road, London SW16 6ED</b>											
		<b>SPECIAL EXPRESS MAIL ORDER SERVICE</b>											
AZ31	1.10	EM87	1.50	PY81	0.84	6AN5	4.74	6Q7	2.20	6AN8A	4.74	6SA7	1.45
CL33	2.00	EN91	3.50	PY82	0.80	6AN8A	3.45	6SA7	1.45	6AQ5	0.96	6SC7	1.50
DY86/7	0.84	EY51	1.75	PY83	0.70	6AR5	1.98	6SJ7	1.60	6AS6	4.98	6SK7	1.30
DY802	0.84	EY88	1.75	PY88	0.88	6AS6	4.98	6SL7GT	2.68	6AS7GA	6.75	6SN7GT	1.60
E88CC	3.36	EY500A	1.94	PY800	0.84	6AT6	0.85	6SS7	3.20	6AS7GA	6.75	6SS7	3.20
E180F	8.40	EZ80	0.84	PY801	0.84	6AU6	1.08	6SG7M	2.50	6AU6	1.08	6SG7M	2.50
E910F	14.47	EZ81	0.84	QV02-6	12.56	6AU6	1.08	6B7	1.50	6AU6	1.08	6B7	1.50
EAB8C80	1.80	GY501	2.75	QV03-10	5.80	6AWEA	3.39	6B8	0.80	6AWEA	3.39	6B8	0.80
EB91	0.22	GZ32	1.25	QV03-20A	17.50	6B7	1.50	6V6GT	1.60	6B7	1.50	6V6GT	1.60
EBF80	0.50	GZ33	4.00	QV06-40A	36.34	6B8	1.75	6X4	1.20	6B8	1.75	6X4	1.20
EBF89	0.85	GZ34	2.50	QV03-12	4.46	6BA6	1.00	6X5GT	0.85	6BA6	1.00	6X5GT	0.85
EC91	7.56	GZ37	4.00	R18	4.25	6BE6	1.08	7C5	2.95	6BE6	1.08	7C5	2.95
ECC33	3.50	KT61	3.50	R19	1.20	6BH6	1.52	7S7	2.25	6BH6	1.52	7S7	2.25
ECC35	3.50	KT66	10.00	SP41	6.00	6BJ6	1.08	12AT6	1.20	6BJ6	1.08	12AT6	1.20
ECC81	0.88	KT77	8.00	SP41	6.00	6BN6	1.65	12AT7	0.88	6BN6	1.65	12AT7	0.88
ECC82	0.72	KT88	12.00	SP61	2.00	6BQ7A	3.72	12AU7	0.72	6BQ7A	3.72	12AU7	0.72
ECC83	0.88	N78	9.00	U19	13.75	6BR7	4.00	12AX7	0.88	6BR7	4.00	12AX7	0.88
ECC85	1.20	OA2	1.60	U25	1.16	6BR8	1.75	12BA6	2.19	6BR8	1.75	12BA6	2.19
ECC88	1.90	OB2	2.95	U26	1.44	6BS7	4.00	12BE6	2.43	6BS7	4.00	12BE6	2.43
ECC91	8.93	OC3	1.92	U37	9.00	6BW6	4.00	12BY7	2.70	6BW6	4.00	12BY7	2.70
ECF80	1.08	OD3	1.92	UAB8C80	1.25	6BW7	1.52	12BY7A	2.70	6BW7	1.52	12BY7A	2.70
ECF85	2.00	PC86	1.40	UBF89	1.20	6BZ6	2.37	12HG7	4.17	6BZ6	2.37	12HG7	4.17
ECF86	1.15	PC88	1.40	UCH42	1.20	6C4	0.88	30FL1/2	1.12	6C4	0.88	30FL1/2	1.12
ECH42	1.15	PC88	1.40	UCH81	2.32	6C6	1.75	30P4	1.20	6C6	1.75	30P4	1.20
ECH81	1.20	PC92	1.28	UCH82	1.44	6CB6A	2.49	30P19	1.20	6CB6A	2.49	30P19	1.20
ECL80	1.00	PC97	1.20	UCH83	1.44	6CD6GA	5.07	30PL13	1.80	6CD6GA	5.07	30PL13	1.80
ECL82	1.00	PC900	1.20	UCL82	1.04	6CH6	8.50	30PL14	1.68	6CH6	8.50	30PL14	1.68
ECL83	1.50	PCF80	1.00	UCL83	1.44	6CL6	3.72	75C1	2.35	6CL6	3.72	75C1	2.35
ECL86	1.20	PCF82	1.00	UCL83	1.44	6CW4	7.68	85A2	2.39	6CW4	7.68	85A2	2.39
EF37A	3.50	PCF86	1.60	UF89	1.44	6D6	1.75	90C1	2.44	6D6	1.75	90C1	2.44
EF39	2.75	PCF801	1.60	UL41	2.50	6DQ5	5.94	150B2	3.02	6DQ5	5.94	150B2	3.02
EF41	2.00	PCF802	1.90	UL84	1.20	6EA8	2.94	150C2	1.92	6EA8	2.94	150C2	1.92
EF42	2.00	PCF805	1.60	UV41	1.25	6EH5	1.85	150Q4	3.39	6EH5	1.85	150Q4	3.39
EF50	1.50	PCF808	1.60	UY85	1.04	6F5	1.75	57Z8	27.50	6F5	1.75	57Z8	27.50
EF54	5.00	PCH200	1.60	VR105/30	1.92	6G6	2.67	805	20.00	6G6	2.67	805	20.00
EF55	2.50	PCL82	1.00	VR150/30	1.92	6H6	1.50	807	3.75	6H6	1.50	807	3.75
EF59	0.80	PCL83	2.00	ZF59	16.80	6HS6	3.77	811A	15.93	6HS6	3.77	811A	15.93
EF86	1.52	PCL84	1.00	Z803U	7.90	6J5	2.50	812A	15.88	6J5	2.50	812A	15.88
EF91	1.80	PCL85	1.08	ZD21	3.50	6J6	3.50	813	74.77	6J6	3.50	813	74.77
EF92	5.81	PCL86	1.08	ZB28	16.80	6J7	2.50	866A	8.85	6J7	2.50	866A	8.85
EF183	0.80	PCL805	1.08	4CX250B	27.50	6K4N	1.25	872A	18.67	6K4N	1.25	872A	18.67
EF184	0.84	PD500	3.60	5R4GY	2.00	6K6GT	1.30	931A	14.76	6K6GT	1.30	931A	14.76
EH90	1.40	PL200	1.80	5U4G	1.52	6L6G	2.50	2050	6.96	6L6G	2.50	2050	6.96
EL32	1.50	PL36	1.20	5V4G	1.52	6L6GC	2.50	5763	3.75	6L6GC	2.50	5763	3.75
EL33	3.50	PL81	1.20	5Y3GT	0.85	6K8	1.75	5814A	3.22	6K8	1.75	5814A	3.22
EL34	2.20	PL82	1.20	5Z3	1.50	6K8	1.75	5842	12.09	6K8	1.75	5842	12.09
EL36	1.60	PL83	2.22	5Z3	1.50	6K8	1.75	6080	6.85	6K8	1.75	6080	6.85
EL81	2.50	PL84	1.08	5Z4GT	1.50	6K7	1.50	6146A	8.96	6K7	1.50	6146A	8.96
EL84	1.00	PL504	1.40	6J3DL2	1.56	6K8	1.75	6146B	7.06	6K8	1.75	6146B	7.06
EL86	2.50	PL508	1.80	6AB7	1.50	6K8	1.75	688B	11.19	6K8	1.75	688B	11.19
EL91	7.14	PL509	3.20	6AH6	4.71	6L6G	2.50	6973	3.87	6L6G	2.50	6973	3.87
EL95	1.32	PL519	3.20	6AK5	3.60	6L6GC	2.50	7360	9.96	6L6GC	2.50	7360	9.96
EL360	8.80	PL802	2.96	6AL5	0.82	6L7	2.00	7586	10.14	6L7	2.00	7586	10.14
EM81	1.00	PY33	1.10	6AM6	1.80	6LQ6	6.72	7587	17.49	6LQ6	6.72	7587	17.49

**DEACs**  
VARTA BUTTONS  
(1-24V PER CELL)

Size/Cell  
4-8V Pack  
6-0V Pack  
9-6V Pack

225mA DKZ  
25mm dia x 9mm  
£3-20

600mA DKZ  
34 1/2mm dia x 10mm  
£5-55  
£6-94  
£11-10

VAT included  
P+P 70p per order

RECHARGEABLE BATTERIES.

CYLINDRICAL NICADS HP7 Size (500mAh) £1-00; HP11 (1800mAh) £2-35; HP2 (4000mAh) £3-20; PP3 £4-00; PP3 Charger £5-00; 1 to 4 HP7 nicads charger £7-45.

CONSTANT CURRENT CHARGER - Switched 9mA/25mA/50mA/120mA/200mA/400mA output - charges 1 to 12 nicads - £14-95.

**V & F SMALLCRAFT (POPLAR) LTD**  
38, STONELEIGH ROAD, CLAYHALL, ILFORD, ESSEX IG5 0JD  
Tel: 01-550-6642

LIMITED TRADE DISCOUNTS POSSIBLE ON DEACs.

**ELDON**

We have for years supplied industry and individuals alike, with all kinds of enclosures, from plastic to stainless steel, from one off to one thousand and one off.

The COMPACT range (illustrated) is usually available by return of post in ABS poly-carbonate or aluminium. Another advantage is that they are sealed with a rubber gasket giving dust and water protection to IP 65 (BS 5490).

If you like to order, want a brochure or just have an enclosure problem you would like to discuss, please contact:

**ELDON electric limited**  
Lovett Road, Staines, TW18 3AH.  
Tel. Staines (0784) 61851 Telex: 934717.



# I.L.P. TRANSFORMERS

INCREASED PRODUCTION CAPACITY BRINGS LOWER PRICES

**TOROIDAL**  
IN A RANGE OF 76 TYPES FROM  
30VA TO 500VA AND IN CHOICES  
OF THREE PRIMARIES 110V,  
220V or 240V



**+ A NEW SERIES OF  
P.C.B MOUNTING  
LAMINATED TYPES**



TYPE	SERIES No.	SECONDARY Volts	RMS Current	PRICE
<b>30VA</b> 70x30mm 0.45 Kg	1X010	6+6	2.50	<b>£4.48</b> +0.87p P/P +0.80p VAT
	1X011	9+9	1.66	
	1X012	12+12	1.25	
	1X013	15+15	1.00	
	1X014	18+18	0.83	
	1X015	22+22	0.68	
	1X016	25+25	0.60	
1X017	30+30	0.50		

TYPE	SERIES No.	SECONDARY Volts	RMS Current	PRICE
<b>50VA</b> 80x35mm 0.9 Kg	2X010	6+6	4.16	<b>£4.93</b> +£1.10 P/P +0.90p VAT
	2X011	9+9	2.77	
	2X012	12+12	2.08	
	2X013	15+15	1.66	
	2X014	18+18	1.38	
	2X015	22+22	1.13	
	2X016	25+25	1.00	
2X017	30+30	0.83		
2X028	110	0.45		
2X029	220	0.22		
2X030	240	0.20		

TYPE	SERIES No.	SECONDARY Volts	RMS Current	PRICE
<b>80VA</b> 90x30mm 1 Kg	3X010	6+6	6.64	<b>£5.47</b> +£1.43 P/P +£1.04 VAT
	3X011	9+9	4.44	
	3X012	12+12	3.33	
	3X013	15+15	2.66	
	3X014	18+18	2.22	
	3X015	22+22	1.81	
	3X016	25+25	1.60	
	3X017	30+30	1.33	
	3X028	110	0.72	
	3X029	220	0.36	
3X030	240	0.33		

TYPE	SERIES No.	SECONDARY Volts	RMS Current	PRICE
<b>120VA</b> 90x40mm 1.2 Kg	4X010	6+6	10.00	<b>£6.38</b> +£1.43 P/P +£1.17 VAT
	4X011	9+9	6.66	
	4X012	12+12	5.00	
	4X013	15+15	4.00	
	4X014	18+18	3.33	
	4X015	22+22	2.72	
	4X016	25+25	2.40	
	4X017	30+30	2.00	
	4X028	110	1.09	
	4X029	220	0.54	
4X030	240	0.50		

TYPE	SERIES No.	SECONDARY Volts	RMS Current	PRICE
<b>160VA</b> 110x40mm 1.8 Kg	5X012	12+12	6.66	<b>£8.44</b> +£1.43 P/P +£1.48 VAT
	5X013	15+15	5.33	
	5X014	18+18	4.44	
	5X015	22+22	3.63	
	5X016	25+25	3.20	
	5X017	30+30	2.66	
	5X018	35+35	2.28	
	5X028	110	1.45	
	5X029	220	0.72	
	5X030	240	0.66	

TYPE	SERIES No.	SECONDARY Volts	RMS Current	PRICE
<b>225VA</b> 110x45mm 2.2 Kg	6X014	18+18	6.25	<b>£10.06</b> +£1.73 P/P +£1.77 VAT
	6X015	22+22	5.11	
	6X016	25+25	4.50	
	6X017	30+30	3.75	
	6X018	35+35	3.21	
	6X026	40+40	2.81	
	6X028	110	2.04	
6X029	220	1.02		
6X030	240	0.93		

TYPE	SERIES No.	SECONDARY Volts	RMS Current	PRICE
<b>300VA</b> 110x50mm 2.6 Kg	7X016	25+25	6.00	<b>£11.66</b> +£1.73 P/P +£2.01 VAT
	7X017	30+30	5.00	
	7X018	35+35	4.28	
	7X026	40+40	3.75	
	7X025	45+45	3.33	
	7X028	110	2.72	
	7X029	220	1.36	
7X030	240	1.25		

TYPE	SERIES No.	SECONDARY Volts	RMS Current	PRICE
<b>500VA</b> 140x60mm 4 Kg	8X017	30+30	8.33	<b>£15.53</b> +£2.05 P/P +£2.64
	8X018	35+35	7.14	
	8X026	40+40	6.25	
	8X025	45+45	5.55	
	8X033	50+50	5.00	
	8X028	110	4.54	
	8X029	220	2.27	
8X030	240	2.08		

TYPE	SERIES No.	SECONDARY Volts	RMS Current	PRICE
<b>3VA</b>	P2401	3+3	0.50	<b>0.92p</b> +24p P/P +17p VAT
	P2402	4.5+4.5	0.33	
	P2403	6+6	0.25	
	P2404	7.5+7.5	0.20	
	P2405	9+9	0.17	
	P2406	12+12	0.12	
	P2407	15+15	0.10	
P2409	20+20	0.07		

TYPE	SERIES No.	SECONDARY Volts	RMS Current	PRICE
<b>6VA</b>	P3401	3+3	1.00	<b>£1.91</b> +£30p P/P +33p VAT
	P3402	4.5+4.5	0.67	
	P3403	6+6	0.50	
	P3404	7.5+7.5	0.40	
	P3405	9+9	0.33	
	P3406	12+12	0.25	
	P3407	15+15	0.20	
	P3408	17.5+17.5	0.17	
	P3409	20+20	0.15	
	P3410	25+25	0.12	

TYPE	SERIES No.	SECONDARY Volts	RMS Current	PRICE
<b>12VA</b>	P4401	3+3	2.00	<b>£2.09</b> +58p P/P +40p VAT
	P4402	4.5+4.5	1.33	
	P4403	6+6	1.00	
	P4404	7.5+7.5	0.80	
	P4405	9+9	0.66	
	P4406	12+12	0.50	
	P4407	15+15	0.40	
	P4408	17.5+17.5	0.34	
	P4409	20+20	0.30	
	P4410	25+25	0.24	

## ABOUT THE NEW LAMINATES

**I.L.P. LAMINATED**  
I.L.P. printed-circuit mounted mains transformers have two independent primary windings which can be connected in series for 240V or parallel for 120V operation. The two independent secondaries can also be connected in series or parallel to give a wide range of output voltage/current configurations. All are wound on split bobbins, eliminating need for an inter-winding screen. Breakdown tested to 2000 VAC minimum.  
Regulation - 3VA typically 21%; 6VA typically 15%; 12VA typically 10%

## GOODS DESPATCHED WITHIN 7 DAYS OF RECEIPT OF ORDER

FOR SINGLE AND SMALL QUANTITY ORDERS.

- \* CUSTOMER DESIGN ENQUIRIES INVITED. QUANTITY PRICE LIST AVAILABLE.
- \* FREEPOST FACILITY (U.K. only). Simply send your order in envelope to FREEPOST to address below. NO STAMP REQUIRED.
- \* TO ORDER Enclose cheque/Postal Order/Money Order payable to I.L.P. Electronics Ltd or quote your ACCESS or BARCLAYCARD account No. To pay C.O.D. add £1 extra to TOTAL value of order.
- \* Also available from ELECTROVALUE and MARSHALLS.

To: I.L.P. ELECTRONICS LTD. CANTERBURY CT2 7EP

Please supply Transformer(s)..... No.(s).....

..... Total purchase price £.....

I enclose Cheque  Postal Orders  International Money Order

Debit my Access/Barclaycard Account No.....

NAME.....

ADDRESS.....

Signature.....

**I.L.P. TRANSFORMERS** (A division of I.L.P. ELECTRONICS LTD.)

FREE POST T.1 GRAHAM BELL HOUSE ROPER CLOSE  
CANTERBURY CT2 7EP. Phone (0227) 54778 Technical (0227) 64723 Telex 965 780

### PROGRESSIVE RADIO

ALL ORDERS DESPATCHED BY RETURN POST

**NICADS.** 'AA' size 95p, 'C' 2AH £2.60p, 'D' 1.2AH £2.40p, 'D' 4AH £3.60p.  
**BEREC UNIVERSAL NICAD CHARGER,** charges 'AA', 'C' or 'D' cells, up to 4 of each type £9.25p.

**SWITCHES.** Min. toggles, SPST 8x5x7mm 42p. DPDT 8x7x7mm 55p. DPDT c/off 12x11x9mm 77p. HEAVY DUTY-DPDT 240VAC 10 Amp 35p. PUSH TYPE, push on 16x6mm 15p, push to break version 17p, MERCURY (TILT) SWITCH, 1"x1/2" 35p.

NSA1198 8 1/2 digit multiplexed displays, com. cath. with data sheet £1.45p.  
**SPECIAL OFFER TIL209** Red LED's 10 for 75p. 0.2" LEDs, red, yellow, green 10p each.

**MICROPHONE OFFERS:** P.A./C.B. hand held mikes with thumb switch + curly lead, 1. 6000 dynamic £3.95p, 2. 6000 noise cancelling type £7.25p, 3. CB power type with volume control £7.95p. EM103 Electret Condenser Mike, 6000, Omni, 50-1600Hz, aluminium case 172 x 22mm with battery £7.25p.

**ANTEX SOLDERING IRONS:** Models C15, CX17 and X25 all £4.45 each.

**JACKSONS C804** 50pf var. capacitors 50p each.

**STABILISED POWER SUPPLY,** 240 vac input 13.8 volts at 3/5 Amps DC output. £14.75p.

**JUMPER TEST LEAD SETS.** 10 pairs of leads with insulated crocs each end 90p.

**40KHZ TRANSDUCERS,** RX/TX £3.50 pair.

**STC BREAK GLASS FIRE ALARM UNITS,** new with mounting box £1.50p.

**MINIATURE SOLID STATE BUZZERS.** 2 voltages available, 6 or 12VDC 75p each, Loud 12 volt buzzers 65p.

Cash with order please, official orders welcome from schools etc., please add 30p postage and packing, VAT inclusive. SAE for latest illustrated stock list.

**31, CHEAPSIDE, LIVERPOOL L2 2DY**

## The ONE catalogue you MUST have!

**HOME RADIO COMPONENTS**

- About 2,000 items clearly listed.
- Profusely illustrated throughout.
- Large A-4 size pages.
- Bargain list, order form and 2 coupons each worth 25p if used as directed, all supplied free.

Price £1, plus 50p for post, packing and insurance.

Send cheque or P.O. for £1.50

**HOME RADIO Components LTD**  
Dept. PE, P.O. Box 92, 215 London Road,  
Mitcham, Surrey. 01-543 5659



TTLS BY TEXAS		74221 160p		74LS192 140p		74C157 250p		LINEAR I.C.s		MC1496 100p		TRANSISTORS		TIP41C 78p		2N3866 90p		DIODES	
7400	11p	7497	180p	74251	140p	74LS193 140p	74C160 155p	AY1-0212 600p	MC1496 100p	AC127/8 20p	BFY51/2 22p	TIP42C 78p	2N3903/4 18p	BY127 12p					
7401	12p	74104 130p	74259 250p	74LS194 140p	74C161 155p	74LS195 140p	74C162 155p	AY1-1313 688p	MC3340 120p	AD149 70p	BFY56 33p	TIP42C 82p	2N3905/6 20p	OA47 9p					
7402	14p	74105 65p	74265 90p	74LS196 120p	74C162 155p	74LS201 100p	74C163 155p	AY1-5050 212p	MC3360 120p	AD161/2 45p	BFY90 90p	TIP2955 78p	2N4036 65p	OA81 15p					
7403	14p	74105 65p	74278 290p	74LS221 100p	74C163 155p	74LS221 100p	74C164 120p	AY5-1224A 225p	MC50398 750p	BC107/8 11p	BRY39 45p	TIP3055 70p	2N4058/9 12p	OA85 15p					
7404	14p	74107 34p	74279 140p	74LS240 175p	74C164 120p	74LS240 175p	74C173 120p	AY5-1315 600p	NE531 100p	BC109 11p	BSX19/20 20p	TIS43 34p	2N4060 12p	OA90 9p					
7405	18p	74109 55p	74283 190p	74LS241 175p	74C173 120p	74LS241 175p	74C174 160p	AY5-1320 320p	NE543K 225p	BC147/8 9p	BU105 190p	TIS93 30p	2N4061/2 18p	OA91 9p					
7406	32p	74110 55p	74284 400p	74LS242 175p	74C174 160p	74LS242 175p	74C175 210p	CA50149 80p	NE555 25p	BC149 10p	BU108 250p	ZTX108 12p	2N4123/4 22p	OA95 9p					
7407	32p	74111 70p	74290 150p	74LS243 175p	74C175 210p	74LS243 175p	74C182 150p	CA3048 70p	NE561B 425p	BC157/8 10p	BU205 220p	ZTX300 11p	2N4125/6 22p	OA200 9p					
7408	18p	74112 200p	74293 150p	74LS244 195p	74C182 150p	74LS244 195p	74C183 150p	CA3048 70p	NE562B 425p	BC159 11p	BU208 240p	ZTX500 15p	2N4289 20p	OA202 10p					
7409	19p	74118 130p	74293 150p	74LS245 280p	74C183 150p	74LS245 280p	74C192 150p	CA3048 70p	NE565 130p	BC172 12p	BU208 240p	ZTX500 15p	2N4401/3 27p	1N914 4p					
7410	15p	74119 210p	74294 200p	74LS246 280p	74C192 150p	74LS246 280p	74C194 220p	CA3080E 72p	NE566 155p	BC179 18p	BU208 240p	ZTX500 15p	2N4427 90p	1N916 7p					
7411	24p	74120 110p	74298 200p	74LS247 280p	74C195 110p	74LS247 280p	74C195 110p	CA3080E 72p	NE567 175p	BC179 18p	BU208 240p	ZTX500 15p	2N4471 60p	1N4148 4p					
7412	20p	74121 28p	74298 200p	74LS248 280p	74C221 175p	74LS248 280p	74C221 175p	CA3090AQ 375p	RC4151 400p	BC182/3 10p	MJ2501 225p	2N457A 250p	2N696 35p	1N4001/2 5p					
7413	30p	74122 48p	74365 150p	74LS249 280p	4000 SERIES	74LS249 280p	4000 SERIES	CA3130E 100p	SP8515 750p	BC184 11p	MJ2501 225p	2N457A 250p	2N696 35p	1N4003/4 6p					
7414	60p	74123 48p	74365 150p	74LS250 280p	4000 SERIES	74LS250 280p	4000 SERIES	CA3130E 100p	TBA614B11 225p	BC184 11p	MJ2501 225p	2N457A 250p	2N696 35p	1N4005 6p					
7416	27p	74125 55p	74368 150p	74LS251 280p	4000 SERIES	74LS251 280p	4000 SERIES	CA3130E 100p	TBA800 90p	MUE3055 70p	MJ2501 225p	2N457A 250p	2N696 35p	1N4006/7 7p					
7417	27p	74126 60p	74390 200p	74LS252 28p	4000 SERIES	74LS252 28p	4000 SERIES	CA3130E 100p	TBA810 100p	MUE3055 70p	MJ2501 225p	2N457A 250p	2N696 35p	1N4007/8 7p					
7420	17p	74128 75p	74393 225p	74LS253 28p	4000 SERIES	74LS253 28p	4000 SERIES	CA3130E 100p	TBA820 90p	MUE3055 70p	MJ2501 225p	2N457A 250p	2N696 35p	1N4008/9 7p					
7421	40p	74132 75p	74490 225p	74LS254 28p	4000 SERIES	74LS254 28p	4000 SERIES	CA3130E 100p	TCA940 175p	MUE3055 70p	MJ2501 225p	2N457A 250p	2N696 35p	1N4009/10 7p					
7422	22p	74136 60p	74 LS SERIES	74LS255 28p	4000 SERIES	74LS255 28p	4000 SERIES	CA3130E 100p	TD44800 200p	MUE3055 70p	MJ2501 225p	2N457A 250p	2N696 35p	1N4010/11 7p					
7423	34p	74141 70p	74LS500 14p	74LS256 28p	4000 SERIES	74LS256 28p	4000 SERIES	CA3130E 100p	TD44800 200p	MUE3055 70p	MJ2501 225p	2N457A 250p	2N696 35p	1N4012/3 6p					
7425	30p	74142 200p	74LS500 14p	74LS257 28p	4000 SERIES	74LS257 28p	4000 SERIES	CA3130E 100p	TD44800 200p	MUE3055 70p	MJ2501 225p	2N457A 250p	2N696 35p	1N4013/4 6p					
7426	40p	74145 90p	74LS502 18p	74LS258 28p	4000 SERIES	74LS258 28p	4000 SERIES	CA3130E 100p	TD44800 200p	MUE3055 70p	MJ2501 225p	2N457A 250p	2N696 35p	1N4014/15 6p					
7427	34p	74147 190p	74LS504 18p	74LS259 28p	4000 SERIES	74LS259 28p	4000 SERIES	CA3130E 100p	TD44800 200p	MUE3055 70p	MJ2501 225p	2N457A 250p	2N696 35p	1N4016/17 6p					
7428	36p	74148 150p	74LS508 22p	74LS260 28p	4000 SERIES	74LS260 28p	4000 SERIES	CA3130E 100p	TD44800 200p	MUE3055 70p	MJ2501 225p	2N457A 250p	2N696 35p	1N4018/19 6p					
7430	17p	74150 100p	74LS510 22p	74LS261 28p	4000 SERIES	74LS261 28p	4000 SERIES	CA3130E 100p	TD44800 200p	MUE3055 70p	MJ2501 225p	2N457A 250p	2N696 35p	1N4020/21 6p					
7432	30p	74151A 70p	74LS513 38p	74LS262 28p	4000 SERIES	74LS262 28p	4000 SERIES	CA3130E 100p	TD44800 200p	MUE3055 70p	MJ2501 225p	2N457A 250p	2N696 35p	1N4022/23 6p					
7433	40p	74153 70p	74LS516 38p	74LS263 28p	4000 SERIES	74LS263 28p	4000 SERIES	CA3130E 100p	TD44800 200p	MUE3055 70p	MJ2501 225p	2N457A 250p	2N696 35p	1N4024/25 6p					
7437	35p	74154 100p	74LS520 22p	74LS264 28p	4000 SERIES	74LS264 28p	4000 SERIES	CA3130E 100p	TD44800 200p	MUE3055 70p	MJ2501 225p	2N457A 250p	2N696 35p	1N4026/27 6p					
7438	35p	74155 90p	74LS522 28p	74LS265 28p	4000 SERIES	74LS265 28p	4000 SERIES	CA3130E 100p	TD44800 200p	MUE3055 70p	MJ2501 225p	2N457A 250p	2N696 35p	1N4028/29 6p					
7440	17p	74156 90p	74LS527 38p	74LS266 28p	4000 SERIES	74LS266 28p	4000 SERIES	CA3130E 100p	TD44800 200p	MUE3055 70p	MJ2501 225p	2N457A 250p	2N696 35p	1N4030/31 6p					
7441	70p	74157 100p	74LS530 22p	74LS267 28p	4000 SERIES	74LS267 28p	4000 SERIES	CA3130E 100p	TD44800 200p	MUE3055 70p	MJ2501 225p	2N457A 250p	2N696 35p	1N4032/33 6p					
7442A	80p	74159 190p	74LS547 90p	74LS268 28p	4000 SERIES	74LS268 28p	4000 SERIES	CA3130E 100p	TD44800 200p	MUE3055 70p	MJ2501 225p	2N457A 250p	2N696 35p	1N4034/35 6p					
7443	112p	74160 100p	74LS555 30p	74LS269 28p	4000 SERIES	74LS269 28p	4000 SERIES	CA3130E 100p	TD44800 200p	MUE3055 70p	MJ2501 225p	2N457A 250p	2N696 35p	1N4036/37 6p					
7444	112p	74161 100p	74LS573 50p	74LS270 28p	4000 SERIES	74LS270 28p	4000 SERIES	CA3130E 100p	TD44800 200p	MUE3055 70p	MJ2501 225p	2N457A 250p	2N696 35p	1N4038/39 6p					
7445	100p	74162 100p	74LS74 50p	74LS271 28p	4000 SERIES	74LS271 28p	4000 SERIES	CA3130E 100p	TD44800 200p	MUE3055 70p	MJ2501 225p	2N457A 250p	2N696 35p	1N4040/41 6p					
7446A	93p	74163 100p	74LS75 50p	74LS272 28p	4000 SERIES	74LS272 28p	4000 SERIES	CA3130E 100p	TD44800 200p	MUE3055 70p	MJ2501 225p	2N457A 250p	2N696 35p	1N4042/43 6p					
7447A	70p	74164 100p	74LS83 110p	74LS273 28p	4000 SERIES	74LS273 28p	4000 SERIES	CA3130E 100p	TD44800 200p	MUE3055 70p	MJ2501 225p	2N457A 250p	2N696 35p	1N4044/45 6p					
7448	80p	74165 130p	74LS85 100p	74LS274 28p	4000 SERIES	74LS274 28p	4000 SERIES	CA3130E 100p	TD44800 200p	MUE3055 70p	MJ2501 225p	2N457A 250p	2N696 35p	1N4046/47 6p					
7450	17p	74166 100p	74LS86 40p	74LS275 28p	4000 SERIES	74LS275 28p	4000 SERIES	CA3130E 100p	TD44800 200p	MUE3055 70p	MJ2501 225p	2N457A 250p	2N696 35p	1N4048/49 6p					
7451	17p	74167 200p	74LS89 60p	74LS276 28p	4000 SERIES	74LS276 28p	4000 SERIES	CA3130E 100p	TD44800 200p	MUE3055 70p	MJ2501 225p	2N457A 250p	2N696 35p	1N4050/51 6p					
7453	17p	74170 240p	74LS89 60p	74LS277 28p	4000 SERIES	74LS277 28p	4000 SERIES	CA3130E 100p	TD44800 200p	MUE3055 70p	MJ2501 225p	2N457A 250p	2N696 35p	1N4052/53 6p					
7454	17p	74172 720p	74LS107 45p	74LS278 28p	4000 SERIES	74LS278 28p	4000 SERIES	CA3130E 100p	TD44800 200p	MUE3055 70p	MJ2501 225p	2N457A 250p	2N696 35p	1N4054/55 6p					
7460	17p	74173 120p	74LS112 100p	74LS279 28p	4000 SERIES	74LS279 28p	4000 SERIES	CA3130E 100p	TD44800 200p	MUE3055 70p	MJ2501 225p	2N457A 250p	2N696 35p	1N4056/57 6p					
7470	36p	74174 93p	74LS123 75p	74LS280 28p	4000 SERIES	74LS280 28p	4000 SERIES	CA3130E 100p	TD44800 200p	MUE3055 70p	MJ2501 225p	2N457A 250p	2N696 35p	1N4058/59 6p					
7472	30p	74175 85p	74LS132 900p	74LS281 28p	4000 SERIES	74LS281 28p	4000 SERIES	CA3130E 100p	TD44800 200p	MUE3055 70p	MJ2501 225p	2N457A 250p	2N696 35p	1N4060/61 6p					
7473	34p	74176 100p	74LS133 60p	74LS282 28p	4000 SERIES	74LS282 28p	4000 SERIES	CA3130E 100p	TD44800 200p	MUE3055 70p	MJ2501 225p	2N457A 250p	2N696 35p	1N4062/63 6p					
7474	30p	74177 90p	74LS138 60p	74LS283 28p	4000 SERIES	74LS283 28p	4000 SERIES	CA3130E 100p	TD44800 200p	MUE3055 70p	MJ2501 225p	2N457A 250p	2N696 35p	1N4064/65 6p					
7475	30p	74178 160p	74LS139 60p	74LS284 28p	4000 SERIES	74LS284 28p	4000 SERIES	CA3130E 100p	TD44800 200p	MUE3055 70p	MJ2501 225p	2N457A 250p	2N696 35p	1N4066/67 6p					
7476	35p	74180 90p	74LS151 100p	74LS285 28p	4000 SERIES	74LS285 28p	4000 SERIES	CA3130E 100p	TD44800 200p	MUE3055 70p	MJ2501 225p	2N457A 250p	2N696 35p	1N4068/69 6p					
7480	50p	74181 200p	74LS153 60p	74LS286 28p	4000 SERIES	74LS286 28p	4000 SERIES	CA3130E 100p	TD44800 200p	MUE3055 70p	MJ2501 225p	2N457A 250p	2N696 35p	1N4070/71 6p					
7481	100p	74182 90p	74LS157 60p	74LS287 28p	4000 SERIES	74LS287 28p	4000 SERIES	CA3130E 100p	TD44800 200p	MUE3055 70p	MJ2501 225p	2N457A 250p	2N696 35p	1N4072/73 6p					
7482	84p	74186 150p	74LS158 60p	74LS288 28p	4000 SERIES	74LS288 28p	4000 SERIES	CA3130E 100p	TD44800 200p	MUE3055 70p	MJ2501 225p	2N457A 250p	2N696 35p	1N4074/75 6p					
7483A	90p	74185 150p	74LS160 100p	74LS289 28p	4000 SERIES	74LS289 28p	4000 SERIES	CA3130E 100p	TD44800 200p	MUE3055 70p	MJ2501 225p	2N457A 250p	2N696 35p	1N4076/77 6p					
7484	100p	74186 500p	74LS161 100p	74LS290 28p	4000 SERIES	74LS290 28p	4000 SERIES	CA3130E 100p	TD44800 200p	MUE3055 70p	MJ2501 225p	2N457A 250p	2N696 35p	1N4078/79 6p					
7485	110p	74190 100p	74LS162 140p	74LS291 28p	4000 SERIES	74LS291 28p	4000 SERIES	CA3130E 100p	TD44800 200p	MUE3055 70p	MJ2501 225p	2N457A 250p	2N696 35p	1N4080/81 6p					
7486	34p	74191 100p	74LS163 100p	74LS292 28p	4000 SERIES	74LS292 28p	4000 SERIES	CA3130E 100p	TD44800 200p	MUE3055 70p	MJ2501 225p	2N457A 250p	2N696 35p	1N4082/83 6p					





## THE CQ CENTRE

10 Merton Park Parade, SW19. 01-543 5150

### LONDON'S NEWEST & BRIGHTEST EMPORIUM

Welcome to all Amateurs and Short Wave Listeners.

We can now offer a wide range of new and secondhand equipment including Yaesu, Trio, Standard, FDK etc. at realistic prices.

We do of course provide a full after sales service and we will be happy to advise you on any problem you may have.

We are urgently seeking secondhand equipment and we will purchase or part exchange working or non-working items at very keen prices. We will also dispose of your equipment on a sale-or-return basis for a nominal charge. Many of our customers have already found this to be a most satisfactory arrangement.

There are now many VHF stations using the HB-9CV antenna because this 2 element beam is very well made, compact and efficient, giving over 4db of forward gain. The retail price is £7.50 and post and packing is £2.50. This antenna is ideal for portable use, DF and in confined spaces etc.

WE ARE THE SOLE LONDON AGENTS FOR THE HB-9CV ANTENNA  
TRADE ENQUIRIES WELCOME

We are also agents for G.M.T.C. range of telephone answering equipment e.g. the XK-2100 P.O. approved telephone answering machine, (with remote bleeper for playback from any telephone)..... £123+VAT Please phone for further details.

As a goodwill gesture we are offering a free delivery service in the London postal area.

Please note: We are open until 8 pm on Wednesdays and Fridays.

We can now offer a full range of antenna lashing equipment. Poles, Towers etc.

If you are passing, call in for a coffee—we are ready to discuss your needs and give helpful advice.

73's from Bob, Ian and Paul.

**STOP PRESS.** 2 metre Slim Jim, fully enclosed in plastic tubing - inc. 4 metres of co-ax **£6.50.**

## AH ELECTRONICS

20 BARBY LANE, HILLMORTON,  
RUGBY, WARWICKSHIRE CV22 5QJ.  
TEL: 76473 EVE 71066.

Mail Order Only or callers by appointment.  
All prices include VAT but add 50p post & packing.

### VHF RF. POWER TRANSISTORS:-

Type	Gain (db)	Output (watts)	Volts	Freq.	Price
2N6083	5.7	30w.	12	175MHz	£6.50
BLY87A	9	8	12	175	£4.00
SD1212-6	8.2	3	12	175	£2.50
BLW16A	10	3	12	175	£0.75
PT4236A	10	1 min.	12	175	£0.75
PT4555	8	25	12	80	£3.50
PT4556C	7	40	12	80	£4.50
2N5070	13	25(pep)	24	30	£5.00

**MDA800** 8 amp 50 volt bridge rectifier OK for 12v PSU etc. **65p.** 2 for **£1.15.**

**DUAL-GATE MOSFETS** 3SK51 (40673) **80p**, BFR84 **75p.**

**FETs** E5565 (2N3819) **30p**, TIS88A **40p**, BF256C **40p**, 2N4381 **40p.**

**BIPOLARS:-** BF576, pnp VHF RF amp. FT1200 MHz **20p**, 2N4957 pnp

VHF/UHF RF amp nf only 3½db = 1GHz **30p**, BF180 **30p**, BF166 VHF RF amp

**25p**, BFY90 UHF RF amp **95p**, BF152 VHF mix/osc. **15p.**

**SILICON PIN DIODES** for switching oscillators etc. up to 1000MHz - BA243

(VHF) **20p**, BA244 (UHF) **25p.**

**AUDIO AMP IC.** TDA1010 6 watt output adjustable to 9 watt, = 14 volt single-

line type & ideal for transceivers, receivers, record players, cassette players etc.

**BARGAIN OFFER ONLY £1.35** two for **£2.40.** Supplied with data sheet showing

construction of stereo amp. full data sheet (19 pages) **20p.**

**27-30 MHz RECEIVER PRE-AMP.** Have you a tired or old receiver with poor

performance above 25MHz then one of our super pre-amps is what you want:- 50

ohm imp. in & out 25db gain with better than 1db nf. ready built on PCB 60mmx-

40mm, adjustable gain control, only **£8.00** or built into grey hammer finish die

cast box with BNC sockets **£12.50.**

**10.7 MHz SSB CRYSTAL FILTERS** Cathodeon type BP4133 lower sideband

only, new & unused small size 38mmx18mmx15mm 200 ohm imp. give away

**PRICE ONLY £4.00** each two for **£7.00.**

**10.7 MHz CRYSTAL FILTER** for AM/FM 12½ KHz channel spacing ±3½ KHz =

3db ITT type Q24DE/923L. **£7.00 ea.**

**MOTOROLA CAR RADIO PCBs** complete less vol. cont. tuner etc. with circuit

**80p ea.** four for **£3.00.**

**CAR RADIO** 470 KHz IF AMPS with stereo pre-amp IC, with circuit **65p.**

**CAR RADIO/CASSETTE PLAYER** stereo amps 5 watt/chan. with multigang

pot. matching amp to above IF amp board. Contains 2 TA7205P ICs, with circuit

**£2.75.**

**BAG MIXED ELECTROLYTIC CAPACITORS** 2.2mf - 1000Mfd 100 **£1.60.**

**BAG OF MIXED RESISTORS** ½ watt carbon film pre-formed type all with long

leads plus some ¼ watt std types 250 for **£1.60.**

**FEEDTHROUGH CAPACITORS** 1000pf 500v solder in type ¼" dia. 10 for **28p.**

**FERRITE RINGS** 12mm dia 10p ea. **FERRITE BEADS** FX1115 10 for **20p.**

PRICE LIST 15p STAMP - FREE WITH ORDER.

# Technical Training in Radio, Television and Electronics

ICS have helped thousands of ambitious people to move up into higher paid, more secure jobs in the field of electronics—now it can be your turn. Whether you are a newcomer to the field or are already working in the industry, ICS can provide you with the specialised training so essential to success.

### Personal Tuition and Guaranteed Success

The expert and personal guidance by fully qualified tutors, backed by the ICS guarantee of tuition until successful is the key to our outstanding record in the technical training field. You study at the time and pace that suits you best and in your own home. In the words of one of our many successful students: "Since starting my course, my salary has trebled and I am expecting a further increase when my course is completed."

### City and Guilds Certificates

Excellent job prospects await those who hold one of these recognised certificates. ICS can coach you for:

Telecommunications Technicians  
Radio, TV Electronics Technicians  
Technical Communications  
Radio Servicing Theory  
Radio Amateurs  
Electrical Installation Work  
Also MPT Radio Communications Certificate

### Diploma Courses

Colour TV Servicing  
Electronic Engineering and Maintenance  
Computer Engineering and Programming  
Radio, TV and Audio, Engineering and Servicing  
Electrical Engineering, Installations and Contracting

### Qualify for a New Career

Home study courses for leading professional examinations and diploma courses for business and technical subjects:—

G.C.E.	Engineering	Purchasing
60 subjects	Farming	Sales
at "O" &	Heating	Storekeeping
"A" levels	Industrial	Work Study
Accountancy	Management	
Air	Mechanical	
Conditioning		
Building		

### POST OR PHONE TODAY FOR FREE BOOKLET.

**ICS To: International Correspondence Schools**  
SINCE 1890

Dept. K276 Intertext House, London  
SW8 4UJ or telephone 622 9911

Subject of Interest .....

Name .....

Address .....

Telephone Number .....





When replying to Classified Advertisements please ensure:

- That you have clearly stated your requirements.
- That you have enclosed the right remittance.
- That your name and address is written in block capitals, and
- That your letter is correctly addressed to the advertiser.

This will assist advertisers in processing and despatching orders with the minimum of delay.

## Receivers and Components

**BALLARD'S OF TUNBRIDGE WELLS** have moved to 54 Grosvenor Road, no lists. S.A.E. all enquiries phone Tunbridge Wells 31803.

## BRAND NEW COMPONENTS BY RETURN

**HIGH STABILITY RESISTORS.**  
1W Carbon Film E12 Series 1R-10M. (E24 2R-6M2)—1p  
1W 1/2W & 1W Metal Film E12 Series 10R-2M2—2p

**CAPACITORS.**  
**MULLARD Min. Ceramic E12 100V 2% 1.8pf. to 47pf.—3p**  
2% 56pf. to 330pf.—4p. 10% 390pf. to 4700pf.—4p  
**Plato Ceramic 50V Wkg. Vertical Mounting.**  
E12 22pf. to 1000pf. & E6 1K5pf. to 47Kpf.—2p  
**Miniature Polyester 250V Wkg. Vertical Mounting.**  
.01. .015. .022. .033. .047 & 068 mfd.—4p  
0.1—5p. 0.15 & 0.22—6p. 0.33 & 0.47—8p  
0.68—11p. 1.0—15p. 1.5—20p. 2.2—22p

**ELECTROLYTIC. Wire Ended (Mfda/Volts).**

0.47/50	5p	22/25	6p	100/25	7p	470/25	11p
1.0/50	5p	22/50	6p	100/50	6p	470/40	15p
2.2/50	5p	47/16	6p	220/16	8p	1000/15	15p
4.7/50	5p	47/25	6p	220/25	8p	1000/25	18p
10/50	5p	47/50	6p	220/50	10p	1000/40	35p
22/18	6p	100/18	7p	470/18	11p	2200/18	20p

**TANTALUM BEAD SUBMINIATURE ELECTROLYTICS.**  
0.1. 0.22. 0.47. 1.0. 2.2 + 35V & 4.7 + 6.3V—14p  
4.7/16V & 25V—15p. 10/16 & 22/6—20p. 10/25—25p  
10/35V. 22/16V. 47/6.3V. 68/3V & 100/3V—30p  
15/25. 22/25. 47/10—35p. 47/16—80p. 220/16—£1.20  
**Polystyrene 63V Wkg. E12 Series Long Axial Wires.**  
10 pf. to 820 pf.—3p. 1000 pf. to 10,000pf.—4p

**TRANSISTORS.**

BC107/8/9	10p	BC182L	8p	BF197	10p
BC147/8/9	10p	BC184L	8p	BFY50/51/52	15p
BC157/8/9	10p	BC212L	8p	BFX88	25p
BC547/8C/9C7p	BCY70	15p	2N2926	7p	
BC557/8C/9C7p	BF194	10p	2N3055	50p	

8 Pin D.I.L. i.c.'s 741 Op/amp.—18p. 555 Timer—24p  
Holders 8 pin—9p. 14 Pin—12p. 16 Pin—14p. 28 Pin—25p  
40 Pin—30p.

**DIODES (p.i.v./amps).**

75/25mA	1N4148	2p	1250/1A	BY127	10p
100/1A	1N4002	8p	400/3A	1N5404	14p
800/1A	1N4006	6p	60/1.5A	S1M1	5p
1000/1A	1N4007	7p	30/150mA	AAY32	12p

**ZENER DIODES.**  
E24 Series 3V3 to 33V 400mW—8p. 1W—14p  
**L.E.D.'s** 3 mm. & 5 mm. Red—10p. Green, Yellow—14p  
Grommets for 3 mm.—13p. Holders for 5 mm.—2p

**FUSES. 20 mm Glass. 100mA to 5A. 0.5—3p. A/S—5p**

**VOLTAGE REGULATORS.** +5V. 8V. 12V. 15V 100mA.—35p  
5V. 8V. 12V. 15V. 18V & 24V 0.5A—60p. 1A—65p

**PRESET POTENTIOMETERS**  
50mW & 1/4W 100R to 1M—7p.

**THE C. R. SUPPLY CO.**  
127, Chesterfield Road, Sheffield S8 0RN.  
V.A.T. Inclusive Prices, Postage 15p  
(FREE over £5.00)

# SMALL ADS

The prepaid rate for classified advertisements is 28 pence per word (minimum 12 words), box number 60p extra. Semi-display setting £9.50 per single column centimetre (minimum 2.5 cms). All cheques, postal orders etc., to be made payable to Practical Wireless and crossed "Lloyds Bank Ltd". Treasury notes should always be sent registered post. Advertisements, together with remittance should be sent to the Classified Advertisement Manager, Practical Wireless, Room 2337, IPC Magazines Limited, King's Reach Tower, Stamford St., London, SE1 9LS. (Telephone 01-261 5846).

## NOTICE TO READERS

*Whilst prices of goods shown in classified advertisements are correct at the time of closing for press, readers are advised to check with the advertiser both prices and availability of goods before ordering from non-current issues of the magazine.*

**CRYSTALS MADE TO ORDER** within 6 weeks. 4-105MHz. wire or pins. £3.90 each inclusive. **HARTLEY CRYSTALS.** Green Lane, Milford, Godalming, Surrey GU8 5BG.

**24"/20" MONO S/S TELEVISIONS** (Bush A774 chassis) £10 each working. Minimum order ten. Delivery anywhere. Tel: (0706) 623404.

**BOURNEMOUTH/BOSCOMBE.** Electronic components specialists for 33 years. Forresters (National Radio Supplies) late Holdenhurst Rd. now at 36, Ashley Rd., Boscombe. Tel. 302204. Closed Weds.

**T.V.I. FILTERS** Type 1 for channels 23 upwards, type 2 for areas where Channel 21 and 22 are used £5.60 each. Filtered mains lead suits T.V. Stereo etc. £4.94 each. Stereo speaker filter accepts 2 speakers up to 100w £4.95 each.  
**24v to 12v VOLTAGE REDUCERS.** 1A version will run Radios/Cassettes/T.V.s £10.45 each, 3A version £18.95, 5A version (7A surge) for that really big job £24.45 each. Prices include VAT. Postage 45p. Orders over £50 post free. Trade enquiries invited. **APEX ENTERPRISES,** 329 Welford Road, Leicester. Telephone 0533 704284.

## VHF TUNERS.

140-150MHz. 10.7MHz IF mechanically tuned (inc s/m drive) Mosfet RF amplifier section **£8.75** inc pp. Identical 65-75MHz versions ideal 4M/E. Europe Fm band and airband models available. 10.7MHz Wideband FM IF module **£4.00.**  
**TVDX** equipment, VHF/UHF converter **£10.50.**  
SAE Data, Lists.  
**H. Cocks, Cripps Corner, Robertsbridge, Sussex.**  
Tel. 058083 317.

**WE REPAIR/RESTORE** valve type communication receivers with a one year guarantee. For a free quote telephone Corby 61697. **Vintage British Radio Components Co.,** 22 Thurso Walk, Corby, Northants.

**WINTON TUNER. COMPLETE** designer approved kits for this fabulous project will be available mid-August. Send for your free list now. **Hart Electronic Kits Ltd.,** Penylan Mill, Oswestry, Shropshire. Tel. Oswestry (0691) 2894.

**PREWAR ONWARD VALVES, WIRELESS.** SAE. Sole Electronics, 37 Stanley Street, Ormskirk, Lancs.

## Books and Publications

**STATION LOGBOOKS** with invaluable reference information **£2.25.** Mobile Minilog **80p.** Calsign Window Stickers **£1.50.** Beauprint, Meltham Road, Honley, Huddersfield. Trade/Club enquiries welcome. Tel. 0484-662824.

**OUT OF PRINT BOOK SERVICE.** 17 Fairwater Grove (E), Cardiff. Send S.a.e. for details.

**BOOKS, BOOKS, BOOKS.** Large range of radio and electronics books in stock. Send s.a.e. for lists. **Servio Radio,** Dept. PW8 156-158 Merton Road, Wimbledon, London SW19 1EG.

## Aerials

**COPPER AERIAL WIRE** 14swg hard drawn 70' £5.34, 140' £8.84 inc. VAT. Postage £1.75 T.M.P. Electronics Supplies. Britannia Stores, Leeswood, Nr. Mold, N. Wales.

TONNA (F9FT) 2m, 70 and 23cm ANTENNAS			
<b>144MHz</b>		<b>435MHz</b>	
4 element	£14.20	19 element	£19.00
9 element fixed	£16.50	19 element crossed	£30.14
9 element portable	£18.44	21 element	£28.43
9 element crossed	£28.75	21 element ATV	£26.43
13 element portable*	£29.75	1296MHz	
16 element	£31.74	23 element*	£28.75
<b>135MHz Satellite Band 75Ω</b>		4 x 23 element antennas - power	
9 element crossed	£35.67	splitter - stacking frame	£161.46

\*Denotes 50Ω only. All others 50Ω or 75Ω impedance.  
**TELESCOPIC PORTABLE MASTS** 18ft - £16.78. 25ft - £24.94.  
Carriage extra £3.50. All prices include VAT + 15% C.W.D. - VISA - ACCESS. Send 30p for full catalogue.  
**RANDAM ELECTRONICS (P), 12 Conduit Road,**  
Abingdon, Oxon OX14 1DB. Tel. 0235 23080 (24 hours).

## ANTI-TVI TRAP DIPOLES

**1981 Range: Shortwave Listener Aerials**

Indoor models **£14.50 & £27.50**  
Outdoor models **£30.00 & £36.00**  
Lists 10 x 8 in 17p SAE, Aerial Guide 50p  
Indoor and Invisible Aerials **£3.50**

Callers Welcome Tel: 03986-215  
**G2DYM, Uplowman, Tiverton, Devon.**

## Record Accessories

**STYLE,** Cartridges for Music Centres, etc., Free list no. 30 for S.A.E. includes Leads, Mikes, Phones etc. **Felstead Electronics,** Longley Lane, Gatley, Cheadle Ches., SK8 4EE.

## Educational

**CAREERS** in Marine Electronics, Courses commencing September and January. Further details, **The Nautical College,** Fleetwood FY7 8JS. Tel. 03917 79123.

## TECHNICAL TRAINING

Get the training you need to move up into a higher paid job. Take the first step now—write or phone ICS for details of ICS specialist homestudy courses on Radio, TV, Audio Eng. and Servicing, Electronics, Computers, also self-build radio kits. Full details from:

## ICS SCHOOL OF ELECTRONICS

Dept. 277K Intertext House, London SW8 4UJ  
Tel. 01-622 9911 (all hours)  
State if under 18

## COLOUR TV SERVICING

Learn the techniques of servicing Colour TV sets through new homestudy course approved by leading manufacturers. Covers principles, practice and alignment with numerous illustrations and diagrams. Other courses for radio and audio servicing. Full details from:

## ICS SCHOOL OF ELECTRONICS

Dept. 277K Intertext House, London SW8 4UJ  
Tel. 01-622 9911 (all hours)  
State if under 18

## CITY & GUILDS EXAMS

Study for success with ICS. An ICS homestudy course will ensure that you pass your C. & G. exams. Special courses for: Telecoms, Technicians, Electrical Installations, Radio, TV & Electronics Technicians, Radio Amateurs, Full details from:

## ICS SCHOOL OF ELECTRONICS

Dept. 277K Intertext House, London SW8 4UJ  
Tel. 01-622 9911 (all hours)  
State if under 18



## TELEVISION COMPUTER COMMUNICATION & RADAR SERVICING

**TWO YEAR full-time Modular Diploma course to include a high percentage of practical work.**

- ELECTRONIC PRINCIPLES
- MONO TV & CCTV
- COLOUR TV & VCR
- MICROELECTRONICS & DIGITAL TECHNIQUES
- MICROPROCESSORS & COMPUTERS
- COMMUNICATIONS & RADAR

Each of the above Modules are 13 weeks in duration. Individual Modules can be arranged for applicants with suitable electronics background.

**Tuition fees (UK & Overseas) £1500 per year (i.e. £500 per Module).**

*Next session starts September 14th*

Prospectus from:

### LONDON ELECTRONICS COLLEGE

Dept: PP, 20 Penywern Road, London SW5 9SU. Tel: 01-373 8721.

#### Courses

**COURSES - RADIO AMATEURS EXAMINATION.** City & Guilds. Pass this important examination and obtain your G8 licence, with an RRC Home Study Course. For details of this and other courses (GCE, professional examinations etc) write or phone - THE RAPID RESULTS COLLEGE, DEPT. JX1, Tuition House, London SW19 4DS. Tel: 01-947 7272 (Careers Advisory Service) or for prospectus requests ring 01-946 1102 (24hr Recordacall).

#### Service Sheets

## G.T. TECHNICAL INFORMATION SERVICE

76 CHURCH ST., LARKHALL, LANARKS.

**Any full size service sheet - still only £1 + s.a.e.**

Thousands of different sheets & manuals in stock (many of these only obtainable from us)

**Repair data your named T.V. £6 (with circuits £8)**

**Domestic Equipment Manual Vol. 1 £13.50 (updates free for 1 year)**

S.A.E. for free newsletter, price lists, any quotation, bargain offers, unique T.V. publications. 2 big catalogues listing thousands of service sheets and manuals with £4 worth of vouchers - special offer £2 + large s.a.e.

**Phone: 0698 883334 anytime. Callers 4-6 pm weekdays, Sat. after 10.**

**SERVICE SHEETS**, Radio, TV etc., 10,000 models. Catalogue 25p. plus S.A.E. with orders, enquiries, TELRAY, 5 Henderson Street, Preston PR1 7XP.

**BELL'S TELEVISION SERVICES** for Service Sheets on Radio, TV etc.. £1.00 plus S.A.E. Colour TV Service Manuals on request. S.A.E. with enquiries to B.T.S., 190 Kings Road, Harrogate, W. Yorkshire. Tel. (0423) 55885.

**SERVICE SHEETS** from 50p and S.A.E. Catalogue 25p and S.A.E. Hamilton Radio, 47 Bohemia Road, St. Leonards, Sussex.

#### Personal

**CHRISTIAN SINGLES HOLIDAYS.** Weekend houseparties, friendship, contacts nationwide. C.F.F. Dept/B89, Edenthorpe, Doncaster.

#### Forthcoming Events

**RADIOTHON** North Western Bring and Buy Sale and Marathon Radio Operation Station for Charity. Boat regatta and other family entertainment, in the pleasant surrounds of Sankey Valley Linear Park near Warrington, Cheshire. Sunday August 9th.

#### Wanted

**ELECTRONIC COMPONENTS PURCHASED.** All types considered - Must be new. Send detailed list - Offer by return - WALTONS, 55A Worcester Street, Wolverhampton.

**PRE-1936 WIRELESS COMPLETE.** Prefer American Pilot. View Sussex. Box No. 153.

**WE BUY SURPLUS ELECTRONIC COMPONENTS,** PCB's etc. for cash. Tel: (0703) 785862.

#### 30,000 SERVICE SHEETS IN STOCK COLOUR MANUALS ALSO AVAILABLE

TV Monos, Radios £1.25 - Tuners £1.25 - Tape Recorders, Record Players, Transistors from £1.25 - Car Radios, Stereograms, Radiograms from £1.25 - Except Colour TV Circuits from £2. - State, if circuit will do, if sheets are not in stock. All TV sheets are full length 24 x 12", not in Bits & Pieces. All other Data full lengths. Free Fault Finding Chart or TV Catalogue with order. Crossed P.O.s returned, if sheets not in stock. S.A.E. please.

**C. CARANNA**  
71, Beaufort Park, London NW11 6BX  
01-458 4882 (Mail Order)

#### For Sale

**TRIO 9000** as new boxed manual etc. Leatherhead 74298 after 6 p.m.

**COLLINS RECEIVER FOR SALE.** 388/URR Military Version of 51J3. £200.00 o.n.o. Phone (0257) 481-617 weekends.

**PURBECK OSCILLOSCOPE** complete and working, Watford case £60. Phone 061 980 6594.

**EMIGRATING.** For sale, TS520SE with CW filter; £350.00 o.n.o. GsUUR, Bath 833433.

**P.W. 1966-1967;** P.E. 1965-1967. Foxon. 031-556-2361.

**300+ MIXED PW, E.E. E.T.I. Mags.** Most mint condition 1960-1981. Buyer collects. £75. Thanet 51061.

**NEW BACK ISSUES** of "Practical Wireless" available 90p each post free. Cheque or uncrossed P/O returned if not in stock. Bell's Television Service, 190 Kings Road, Harrogate, N. Yorks. Tel: (0423) 55885.

**BEARCAT 220FB,** 2 mths old, still boxed, perfect 6 mths guarantee, £210, or straight swap for SX200 receiver. Southend 615249.

### ORDER FORM PLEASE WRITE IN BLOCK CAPITALS

Please insert the advertisement below in the next available issue of Practical Wireless for ..... insertions

I enclose Cheque/P.O. for £.....

(Cheques and Postal Orders should be crossed Lloyds Bank Ltd. and made payable to Practical Wireless).


NAME.....

ADDRESS .....

Send to: Classified Advertisement Manager

**PRACTICAL WIRELESS,**  
GMG, Classified Advertisement Dept., Rm. 2337,  
King's Reach Tower, Stamford Street,  
London SE1 9LS Telephone 01-261 5846

Rate  
28p per word, minimum 12 words. Box No. 60p extra.



## Miscellaneous

**CRYSTALS** Brand new high-precision. You benefit from very large stocks held for industrial supplies. All normal freq standards, baud rates, MPU, and all magazine projects inc: HC33/U: 1-0, £3.75, 2-5625 MHz, £3.50. HC18/U: 4-0, 5-0, 6-0, 7-0, 8-0, 9-0, 10-0, 10-7, 12-0, 15-0, 16-0, 18-0, 20-0, 38.6687 MHz, £3.95. Selected freqs stocked in Glider, Marine and 27 MHz bands. Any freq made to order in 8 weeks from £4.10. 2-3 week service available.

**FILTERS** Your best source for 6 and 8 pole and monolithics for AM, CW, SSB, FM, on 455 kHz, 1.6, 9-0, 10-7, 21-4 MHz, etc.

Prices inc. VAT and UK post. SAE lists.

**P. R. GOLLEDGE ELECTRONICS**  
G3EDW, Merriott, Somerset, TA16 5NS.  
Tel: 0460 73718

**UK AIRCRAFT FREQUENCIES** List including spot frequencies of airports, air traffic control services, weather reports, navigation beacons, etc. £1. **UK MARINE FREQUENCIES LIST** including spot frequencies of coast stations, (plus broadcast times), port operations, navigation beacons, etc. £1. **INTERNATIONAL DISTRESS FREQUENCIES CHART** 75p. Prices include postage, same day despatch. PLH Electronics, 20 Vallis Road, Frome, Somerset BA11 3EH.

### THE SCIENTIFIC WIRE COMPANY

PO Box 30, London E.4

Telephone 01 531 1568

#### ENAMELLED COPPER WIRE

SWG	1 lb	8 oz	4 oz	2 oz
8 to 29	2.76	1.50	0.80	0.60
30 to 34	3.20	1.80	0.90	0.70
35 to 39	3.40	2.00	1.10	0.80
40 to 43	4.75	2.60	2.00	1.42
44 to 47	5.90	3.40	2.39	2.00
48 to 49	15.96	9.58	6.38	3.69

#### SILVER PLATED COPPER WIRE

14 to 30	6.50	3.75	2.20	1.40
----------	------	------	------	------

#### TINNED COPPER WIRE

14 to 30	3.85	2.36	1.34	0.90
----------	------	------	------	------

Prices incl. P&P and VAT. Orders under £2 add 20p.

SAE for list of Copper/Resistance Wire.

Dealer enquiries welcome.

Reg. Office 22, Coningsby Gardens.

## TIME WRONG?

**MSF CLOCK** is ALWAYS CORRECT - never gains or loses. SELF SETTING at switch-on, 8 digits show Date, Hours, Minutes and Seconds, auto GMT/BST and leap year, also parallel BCD output, receives Rugby 60KHz atomic time signals, built-in antenna. 1000km range. GET THE RIGHT TIME, £62.80.

**LOSING DX UNDER QRM?** DIG IT OUT with a Tunable Audio Notch Filter, between your receiver and speaker, BOOST your DX/QRM ratio. 40dB notch, hear WEAK DX, £13.80.

**CAN'T FIND DX?** Get SPOT-ON with a Crystal Calibrator, between your antenna and receiver, 1MHz, 100, 25KHz MARKERS, £23.80.

Each fun-to-build kit includes all parts, printed circuit, case, instructions, postage etc, money back assurance so GET your NOW.

### CAMBRIDGE KITS

45 (PV) Old School Lane, Milton, Cambridge.

**PRINTED CIRCUITS.** Make your own simply, cheaply and quickly! Golden Fotolac Light Sensitive Lacquer - now greatly improved and very much faster. Aerosol cans with full instructions £2.25. Developer 35p. Ferric Chloride 55p. Clear Acetate sheet for master 14p. Copper-clad Fibre-glass. Board approx. 1mm thick £1.70 sq. ft. Post/Packing 75p. WHITE HOUSE ELECTRONICS, P.O. BOX 19, Castle Drive, Penzance, Cornwall.

## RECHARGEABLE BATTERIES

PRIVATE & TRADE ENQUIRIES WELCOME

FULL RANGE AVAILABLE. SAE FOR LISTS. £1.45 for Booklet "Nickel Cadmium Power" plus Catalogue. Write or call, Sandwell Plant Ltd, 2 Union Drive, BOLDMERE, SUTTON COLDFIELD, WEST MIDLANDS. 021 354 9764 \*NEW SEALED LEAD RANGE AVAILABLE\*

**DX SHORTWAVE** Maritime Radio Station Guide, worldwide, over 100 stations, over 900 frequencies, maps, £1.75. B. J. Phillipson (PW), 20 Church Meadow, Rhydymwyn, Clwyd.

**C.W.A.S. ALARM.** Send now for the latest discount catalogue of Professional Burglar Alarm Equipment. C.W.A.S. Alarm, 11 Denbrook Walk, Bradford BD4 0QS, W. Yorks. Phone 0274 682674.

**WAVEGUIDE, FLANGES & DISHES.** All standard sizes & alloy stock. Special sizes to order. Call EARTH STATIONS, 01-228-7876, 22 Howie Street, London SW11 4AR.

### Southern Valve Co.,

2nd Floor, 6 Potters Road, New Barnet, Herts.

Tel: 01-440 8641 for current prices & availability, all popular valves stocked. SAE Lists. Cash with order. Same Day Postal Despatch. Telephone afternoons preferred. Not Thursday.

Valves, Tubes, Aerials etc by LEADING-MAKERS. Send SAE Lists or Phone for current prices. Counter or MAIL ORDER. NO COD. Speedy Despatch assured. No order under £1.

Philip Bearman, 6 Potters Road, New Barnet, Herts. Tel: 01-449 1934/5 (1934 Recording Machine). Closed Thursday. Telephone for Shop Hours.

**SUPERB INSTRUMENT CASES** by Bazelli, manufactured from P.V.C. Faced steel. Hundreds of people and industrial users are choosing the cases they require from our vast range. Competitive prices start at a low £1.05. Chassis punching facilities at very competitive prices. 400 models to choose from. Suppliers only to Industry and the Trade. BAZELLI. (Dept No. 25). St. Wilfrid's, Foundry Lane, Halton, Lancaster LA1 6LT.

**PSYCHOTRONIC GENERATORS,** gravity lasers, electrokinesis, electrophotography, skinvision. S.A.E. 4" x 9". Paralab, Downton, Wilts.

### FREE FREE FREE

Parking for 4000 cars at the **SUSSEX MOBILE RALLY** Brighton Raceground

19th JULY 1981. 10.30 to 6 pm.

All the usual traders exhibiting. Many attractions for all the family.

**PLEASE MENTION PRACTICAL WIRELESS WHEN REPLYING TO ADVERTISEMENTS**

## PLYMOUTH TELECOM SERVICES

(Formerly Radiofon)

Larger range of antennas & accessories for the

**CB : AMATEUR : MARINE : BUSINESS MOBILE RADIO USER**

+ comprehensive range of components, books etc. available from our

**= CONSTRUCTORS CORNER =**

Larger shop - better value than ever

**96 UNION STREET PLYMOUTH PL1 3EZ**

Tel. (0752) 21581 (Opp. Palace Theatre)

OPEN 9 a.m.-5.30 p.m. MON-SAT INC.

### MIGHTY NINETY PACKS ALL 90p Ea. Inc. VAT.

BUY SIX PACKS AND GET A SEVENTH PACK FREE! POSTAGE UP TO 4 PACKS 15p PER PACK. 5 PACKS OR MORE POST FREE.

<b>MN1</b>	300 1/2 watt pre-formed resistors.	<b>MN31</b>	15 assorted trimmer caps.
<b>MN2</b>	200 1/2 and 1/4 watt resistors.	<b>MN32</b>	15 30pF beehive trimmers.
<b>MN3</b>	100 1 and 2 watt resistors.	<b>MN34</b>	25 min. glass reed switch.
<b>MN4</b>	50 wire wound resistors.	<b>MN40</b>	50 polystyrene capacitors.
<b>MN5</b>	100 metal oxide resistors.	<b>MN42</b>	10 BC107 transistors.
<b>MN6</b>	12 assorted potentiometers.	<b>MN43</b>	10 BC108 transistors.
<b>MN7</b>	25 assorted pre-set resistors.	<b>MN44</b>	10 slide switches sp/co.
<b>MN8</b>	50 assorted electrolytic caps.	<b>MN51</b>	10 .2" red led.
<b>MN9</b>	100 assorted ceramic caps.	<b>MN52</b>	10 .125" red led.
<b>MN10</b>	100 mixed caps. poly, ceramic, elect, mica, etc.	<b>MN53</b>	20 0-1 mfd 25V ceramic disc.
<b>MN13</b>	20 assorted transistors.	<b>MN54</b>	20 0-0.1 mfd 25V ceramic disc.
<b>MN14</b>	40 1N4148 diodes.	<b>MN58</b>	2 x CA723 voltage reg.
<b>MN22</b>	8 .2" LED's with clips 4 red, 2 yellow, 2 green).	<b>MN61</b>	3 x TIP32 transistor.
<b>MN23</b>	1lb nuts, screws, washers, etc.	<b>MN62</b>	3 x TIP31 transistor.
		<b>MN63</b>	30 mixed polyester caps. C280, Siemens, etc.

Microwave Modules as described in Practical Wireless "Exe" (Wessex Alarms). Project complete with horn. £8.00 + 50p postage.

### CHORDGATE LTD (Dept C)

75 Faringdon Road, Swindon, Wilts. Tel. (0793) 33877

Retail premises at above address.

### RADIO/TAPES BARGAINS

LW/MW/Mains/Battery Radios

£9.00 each (P&P £1.00)

LW/MW Car Radios with speaker

£9.00 each (P&P £1.00)

Small VHF/MW Battery Radios

£7.00 each (P&P 50p)

8-C60 High gain Cassettes

£2.00 (P&P 50p)

5-C90 High gain Cassettes

£2.00 (P&P 50p)

Stereo Headphones with lead and Jack Plug

£4.50 (P&P 50p)

Maximum Postage Charge £1.00.

Money refunded if not satisfied.

Signal Injectors with (pre-set) variable AF, which emits RF harmonics into the UHF band. Protected up to 300 volts DC. Complete with leads

£5.70 each.

All Prices Include VAT at 15%. P & P per Order 30p. S.A.E. for Leaflets, Access Cards.

### ELECTRONIC MAILORDER LTD,

62 Bridge St, Ramsbottom, via Bury, Lancs. BL0 9AGW.

Tel Rams (070 682) 3036.

### AERIAL AMPLIFIERS

Aerial amplifiers can produce remarkable improvement on the picture and sound in fringe or difficult areas.

**B45** - For Mono or Colour this is tunable over complete UHF television band.

**B11** - For stereo or standard VHF/FM radio.

**B12** - for VHF television band 1 & 3. All amplifiers are complete and ready to use Battery type PP3 or 8V to 18V DC next to the set type fitting.

PRICES £6-70 each.



# VALVES

A1065 1.40	ECH42 1.20	EY51 0.95	PD500/510 4.30	JAF42 1.20	5B/255M 11.50	6F12 1.50
A2293 8.80	ECH81 0.70	EY81 0.65	PFL200 1.10	JBF80 0.70	5B/258M 8.80	6F14 1.15
A2900 9.20	ECH84 0.80	EY86/87 0.60	PL36 1.25	JBF89 0.70	5R4GY 1.30	6F15 1.30
AR6 0.75	ECL80 0.70	EY88 0.65	PL81 0.85	JBL1 1.25	5U4G 0.75	6F17 1.15
ARP3 0.70	ECL82 0.75	EZ80 0.70	PL82 0.70	JBL21 1.75	5V4G 0.75	6F23 0.75
ATP4 0.60	ECL83 1.40	EZ81 0.70	PL83 0.60	JCC85 0.70	5Y3GT 0.80	6F24 1.75
B12H 3.90	ECL85 0.80	G232 1.05	PL84 0.95	JCC84 0.85	5Z3 1.50	6GAB 0.95
CY31 1.40	ECL86 0.90	G233 4.20	PL504 1.45	JCF80 1.30	5Z4G 0.75	6GH8A 0.80
DAF96 0.70	EF37A 1.50	G234 2.30	PL508 1.95	JCH81 0.75	5Z4GT 1.05	6H6 1.60
DET22 21.95	EF39 1.25	G237 3.90	PL509 2.90	UDL82 0.95	6/30L2 0.90	6J4 1.35
DF96 0.70	EF40 1.25	KT66 9.20*	PL519 3.20	UF41 1.25	6AB7 0.70	6J5 2.30
DK96 1.20	EF41 1.30	KT88 8.95	PL802 3.20	UF80 0.95	6AC7 1.15	6J5GT 0.90
DH76 0.75	EF80 0.65	13.80*	PY33 0.70	UF85 0.95	6AG5 0.60	6J6 0.65
DL92 0.50	EF83 1.75	MH4 2.50	PY80 0.70	UM80 0.90	6AH6 1.15	6J6W 0.90
DY86/87 0.65	EF85 0.60	ML6 2.50	PY81/800 0.80	UM84 0.70	6AK5 0.65	6J7 1.20
DY802 0.65	EF86 0.75	N78 9.90	PY82 0.65	UY82 0.70	6AK8 0.60	6J6EC 2.95
ES51 14.20	EF91 1.50	OA2 0.70	PY83 0.80	UY85 0.85	6AL5 0.60	6K7 0.80
EB8CC 1.60	EF92 2.90	OB2 0.80	PY86 0.85	VR105/30 1.25	6AL5W 0.85	6K7G 0.50
EB8CC/01 3.10	EF95 0.65	PABC80 0.60	PC85 0.75	VR150/30 1.35	6AM5 4.20	6K8G 0.85
E92CC 1.20	EF183 0.80	PC86 0.95	PC88 0.95	X66 0.95	6AM6 1.50	6L6M 2.80
E180CC 2.80	EF184 0.80	PC88 0.95	PC88 0.95	X61M 1.70	6AN8A 2.50	6L6G 2.50
E180F 6.30	EF80A 4.95	<b>VAT INCLUDED</b>		XR1-6400A 82.90	6A04 3.40	6L6GC 2.10
E182CC 4.95	EF812 0.75	PC900 1.15	GOV03/10 2.85	2759 9.00	6A05W 1.80	6L6GT 1.25
EA76 2.25	EF1200 1.85	PCC84 0.50	GOV03/20A 2.85	2749 0.75	6AS6 1.15	6L18 0.70
EAB80 0.60	EH90 0.85	PCC89 0.65	GOV03/25A 14.40	2800U 3.45	6AT6 0.90	6L06 2.95
EB91 0.60	EL32 1.10	PCC189 1.05	GOV03/12 16.10	2801U 3.75	6AU6 0.60	6L20 0.70
EB93 1.15	EL34 1.80	PCF80 0.80	GOV06/40A 4.20	2803U 3.95	6AV6 0.65	6D76 1.30
EB90 0.60	EL37 4.40	PCF82 0.70	SC1/400 4.50	2900T 2.45	6AX4GT 1.30	6SA7 1.00
EBF83 0.60	EL38 4.60	PCF84 0.75	SC1/600 4.50	1A3 0.85	6AX5GT 1.30	6SG7 1.15
EBF89 0.80	EL41 1.40	PCF86 1.50	SP61 1.80	1L4 0.50	6BBG 0.40	6SJ7 1.05
EC52 0.65	EL81 0.95	PCF87 0.50	TT21 16.50	1R5 0.60	6BA6 0.55	6SK7 0.95
EC91 3.40	EL82 0.70	PCF200 1.60	U25 1.15	1S4 0.45	6BE6 0.60	6SL7GT 0.85
EC92 0.85	EL84 0.80	PCF201 1.65	U26 1.15	1S5 0.45	6BG6G 1.60	6SN7GT 0.80
ECC81 0.65	EL86 0.95	PCF800 0.50	U27 1.15	1T4 0.45	6BJ6 1.30	6SR7 1.10
ECC82 0.60	EL90 1.00	PCF801 1.75	U191 0.85	1U4 0.80	6BQ7A 0.85	6S07 0.95
ECC83 0.65	EL91 4.20	PCF802 0.85	U281 0.70	1X2B 1.40	6BR7 4.40	6V6G 1.50
ECC84 0.60	EL95 0.80	PCF805 2.45	U301 0.65	2021 0.90	6BW6 5.20	6V6GT 0.95
ECC85 0.60	EL504 1.70	PCF806 1.20	U301 0.65	2K25 11.90	6BX 0.50	6X4 0.75
ECC86 1.40	EL509 2.70	PCF808 2.05	U600 11.50	2X2 1.15	6C4 0.50	6X4WA 2.10
ECC88 0.80	EL802 1.70	PCH200 1.35	U801 0.90	3A4 0.70	6CH6 8.20	6X5GT 0.65
ECC189 0.95	EL821 8.20	PCL81 0.75	U801 0.90	306 0.50	6CL6 1.70	6Y6G 0.90
ECC804 0.90	EL822 9.90	PCL82 0.95	U8C41 1.20	3022 23.00	6CY5 1.15	7B7 1.15
ECF80 0.85	EM31 1.60	PCL84 0.90C	U8C41 1.20	3E29 10.00	6D6 0.70	7Y4 1.00
ECF82 0.65	EM80 0.85	PCL86 1.05	U8C41 1.20	354 0.60	6EA8 3.20	902 0.70
ECF801 1.05	EM81 0.85	U8C41 1.20	U8C41 1.20	5B/254M 14.00	6F6 1.60	906 2.90
ECH34 2.25	EM84 0.85	U8C41 1.20	U8C41 1.20	5B/255M 11.50	6F6GB 1.10	10C2 0.85
ECH35 1.70	EM87 1.15	U8C41 1.20	U8C41 1.20	6F7 2.80	6F7 2.80	10F18 0.70
				6F8G 0.85	6F8G 0.85	10P13 1.20


EA76 2.25	EF1200 1.85	PC900 1.15	GOV03/10 2.85	2759 9.00	6AS6 1.15	6L18 0.70
EAB80 0.60	EH90 0.85	PCC84 0.50	GOV03/20A 2.85	2749 0.75	6AT6 0.90	6L06 2.95
EB91 0.60	EL32 1.10	PCC89 0.65	GOV03/25A 14.40	2800U 3.45	6AU6 0.60	6L20 0.70
EB93 1.15	EL34 1.80	PCC189 1.05	GOV03/12 16.10	2801U 3.75	6AV6 0.65	6D76 1.30
EB90 0.60	EL37 4.40	PCF80 0.80	GOV06/40A 4.20	2803U 3.95	6AX4GT 1.30	6SA7 1.00
EBF83 0.60	EL38 4.60	PCF82 0.70	SC1/400 4.50	2900T 2.45	6AX5GT 1.30	6SG7 1.15
EBF89 0.80	EL41 1.40	PCF84 0.75	SC1/600 4.50	1A3 0.85	6BBG 0.40	6SJ7 1.05
EC52 0.65	EL81 0.95	PCF86 1.50	SP61 1.80	1L4 0.50	6BA6 0.55	6SK7 0.95
EC91 3.40	EL82 0.70	PCF87 0.50	TT21 16.50	1R5 0.60	6BE6 0.60	6SL7GT 0.85
EC92 0.85	EL84 0.80	PCF200 1.60	U25 1.15	1S4 0.45	6BG6G 1.60	6SN7GT 0.80
ECC81 0.65	EL86 0.95	PCF201 1.65	U26 1.15	1S5 0.45	6BJ6 1.30	6SR7 1.10
ECC82 0.60	EL90 1.00	PCF800 0.50	U27 1.15	1T4 0.45	6BQ7A 0.85	6S07 0.95
ECC83 0.65	EL91 4.20	PCF801 1.75	U191 0.85	1U4 0.80	6BR7 4.40	6V6G 1.50
ECC84 0.60	EL95 0.80	PCF802 0.85	U281 0.70	2021 0.90	6BW6 5.20	6V6GT 0.95
ECC85 0.60	EL504 1.70	PCF805 2.45	U301 0.65	2K25 11.90	6BX 0.50	6X4 0.75
ECC86 1.40	EL509 2.70	PCF806 1.20	U600 11.50	2X2 1.15	6C4 0.50	6X4WA 2.10
ECC88 0.80	EL802 1.70	PCF808 2.05	U801 0.90	3A4 0.70	6CH6 8.20	6X5GT 0.65
ECC189 0.95	EL821 8.20	PCH200 1.35	U801 0.90	306 0.50	6CL6 1.70	6Y6G 0.90
ECC804 0.90	EL822 9.90	PCL81 0.75	U8C41 1.20	3022 23.00	6CY5 1.15	7B7 1.15
ECF80 0.85	EM31 1.60	PCL82 0.95	U8C41 1.20	3E29 10.00	6D6 0.70	7Y4 1.00
ECF82 0.65	EM80 0.85	PCL84 0.90C	U8C41 1.20	354 0.60	6EA8 3.20	902 0.70
ECF801 1.05	EM81 0.85	PCL86 1.05	U8C41 1.20	5B/254M 14.00	6F6 1.60	906 2.90
ECH34 2.25	EM84 0.85	U8C41 1.20	U8C41 1.20	5B/255M 11.50	6F6GB 1.10	10C2 0.85
ECH35 1.70	EM87 1.15	U8C41 1.20	U8C41 1.20	6F7 2.80	6F7 2.80	10F18 0.70
				6F8G 0.85	6F8G 0.85	10P13 1.20

POSTAGE: £1-£3 30p, £3-£5 40p, £5-£10 45p, £10-£15 60p, Over £15 free. minimum order £1.  
A lot of these valves are imported and prices vary for each delivery, so we reserve the right to change prices for new stock when unavoidable.

**COLOMOR** (ELECTRONICS) LTD.  
170 Goldhawk Rd., London W.12  
Tel. 01-743 0899  
Open Monday to Friday 9-1 pm, 2.00-5.30 pm.

# Western

## ALUMAST



The ALUMAST is a 15in (375mm) wide triangular cross section lattice sectional aluminium mast based on a 10ft (3.05m) section length. It is supplied "knocked-down" in a tubular carton for ease of transport, but can easily be assembled needing no special tools or skills. The system includes top plate with bearing sleeve, rotor plate and a choice of a fixed base frame (FB-1) or one with hinge joints (HB-1) to enable the mast to be pivoted at ground level. Guy brackets are available for use at heights above 30ft.

- Made from high strength corrosion resistant alloy using WESTERN'S EXCLUSIVE "W" section leg extrusions.
- Easy assembly using bolts and "Nyloc" locking nuts for security.
- Free-standing to 30ft (9.15m) with a typical tri-bander plus VHF/UHF antennas.
- Heights to 200ft (61m) with appropriate guy configurations (ask us for quotes).
- Lightweight - only 25lb (11kg) per 10ft (3.05m) section.
- 30ft (9.15m) mast is delivered in a tube only 10ft 6in (3.2m) long, 6in (0.126m) dia.

**A COMPLETE 30ft (9.15m) MAST for £240.35**  
375/PSS/3; HB-1; RMP-1; TP-1

FULL PRICE LIST		
375/PSS/3	30ft mast (3 sections)	£184.00
375/PSS/1	Additional 10ft section	£62.68
HB-1	Hinged base unit	£31.05
FB-1	Fixed base unit	£21.85
RMP-1	Rotor mounting plate	£12.08
TP-1	Top plate with sleeve	£13.23
GB-1	Guy brackets (set of 3)	£11.50

All prices include carriage and VAT at 15%  
For Scotland - add £10 extra carriage

## Western Electronics (UK) Ltd

FAIRFIELD ESTATE, LOUTH, LINCS LN11 0JH  
Tel: Louth (0507) 604955 Telex: 56121 WEST G

# Photo Acoustics Ltd

MICRO COMMUNICATIONS DIVISION

Number ONE for:-



TR9000

# TRIO ICOM YAESU and FDK

## SOUND ADVICE!

Talk to our experienced Staff—  
G3TGE - DEREK  
G3TLE - ROY  
G8PWS - STEVE  
G8BNR - DICK



TS830S

58 HIGH ST., NEWPORT PAGNELL, BUCKS. TEL: (0908) 610625  
255a ST. ALBANS RD., WATFORD. TEL: 32006

CREDIT CHARGE  
MAIL ORDER








# B. BAMBER ELECTRONICS



COMMUNICATIONS HOUSE,  
5 STATION ROAD, LITTLEPORT, CAMBS.

TEL: ELY (0353) 860185



BARCLAYCARD

VISA

## RADIO TELEPHONES

**Pye Westminster W15AM** high band & low band available. Sets complete and in good condition but are less speakers, mikes, cradles and LT leads. (Sets only) **£80 each.**

**Pye Westminster W15AM** Mid Band crystaled and converted to 129.9MHz, 130.1MHz & 130.4MHz. Very good condition. **£140.00 each.**

**Pye Westminster W15AMB** (Boot Mount) low band complete with control gear and accessories. Good condition. **£92.00 each.**

**Pye Westminster W30AM** low band, sets only, no control gear, complete and in good condition. **£55.00 each.**

**Pye Base Station F30AM** low & high band, with & without remote & T/T. Prices from **£220.00.**

**Pye RTC Controller Units**, for remotely controlling a VHF or UHF fixed station radiotelephones over landlines. **£35.00 each.**

**Pye PC1 Controller Units**, similar to above but more modern. **£100.00 each.**

**Pye Olympic M201** Multi Channel AM sets complete but less mike, speaker and cradle. **£120.00 each.**

**Pye Reporter MF6AM** High band mobile, very good condition. **£175.00 each.**

**Pye Motophones MF5AM** High Band & Low Band available. Sets complete and in good condition. **£55.00.**

**Pye Cambridge AM10D** Dash Mount sets complete and in good condition but untested. **£40.00 each.**

**Pye Cambridge AM10B** Boot Mount sets, High Band 12.5KHZ. sets only, no control gear, good condition. **£25.00 each.**

**Please Note** all sets are sold less crystals unless otherwise stated. Sets can be crystaled on your frequency at **£20** per channel extra.

## AMATEUR RADIO

**Yaesu FRG7700** 0.15-30MHz general coverage receiver, AM/FM/SSB/CW. **£309.00.**

**Yaesu FRG7** 0.5-30MHz general coverage receiver AM/SSB. **£199.00.**

**Yaesu FT707** 10-80m, 100w PEP, SSB, AM, CW, variable. IF bandwidth digital 5 bander. **£529.00.**

**Yaesu FT902DM** 10-160m, SSB/CW/AM/FM, deluxe digital keyer, fan, variable bandwidth. **£799.00.**

**Yaesu FT101ZDFM** 10-160m, SSB/CW, variable. IF bandwidth, FM or AM. **£599.00.**


**Yaesu FT480R** 2m synthesized 25, 12.5, or 1kHz steps FM, 1kHz 100 or 10Hz steps SSB, 10w PEP. **£359.00.**

**Yaesu FT780R** 70cm synthesized 100, 25 or 1kHz steps FM, 1kHz 100 or 10Hz steps SSB 10w PEP. **£409.00.**

**Yaesu FT207R** 2m synthesized handheld 12.5kHz 3w. **£195.00.**

**Yaesu FT708R** 70cm synthesized 25kHz 1w. **£199.00.**

**Scanning Receiver SN200N** new model, plug in modules, increased af output, improved image rejection, increased selectivity. Covers 26-80MHz, 108-180MHz, 380-514MHz, AM + FM with scanning & memories. **£264.00.**



**Hameg Oscilloscope HN307** bandwidth DC to 10MHz with component tester, 7cm dia. CRT, an ideal service instrument. **£170.00.**

**Standard C8800** 2m Fm mobile, digital readout, two speed scan rate for memories in 5 or 25kHz steps, 10w RF output. **£250.00.**

**Standard C78** 70cm Synthesized transportable, 430-440MHz, digital readout, can be used from dry cells or rechargeable batteries. **£209.50.**

## CB ACCESSORIES

### MOBILE ANTENNAS

K40 Antenna.....	£31.00
Avanti 6' Moonraker (Mag.).....	£49.95
Avanti 4' Moonraker (Mag.).....	£28.56
Avanti 6' Moonraker (Std.).....	£44.92
Avanti 4' Moonraker (Std.).....	£21.98
Valor 736 5' Road Hog Rod.....	£12.24
Valor 520 5' Half Breed (Whip).....	£13.70
Valor 301 Ant. Magnetic Base.....	£12.93
Valor 401 Ant. Magnetic Base.....	£15.43

Valor Antennas complete range in stock.

### BASE STATION ANTENNAS

Alcomm DPA11VR Very Popular 4dbs.....	£24.95
Avanti Sigma 11.....	£62.00
Avanti Sigma 1V.....	£69.95

### POWER SUPPLIES

Bremi 3/5amp 13.8v.....	£14.24
Bremi 3/5amp De-Luxe 13.8v.....	£17.70
Bremi 5/7amp 13.8v.....	£19.90
Bremi 10amp 13.8v.....	£47.60

### LINEARS

Skipmaster 100w AM 180w SSB.....	£118.90
Skipmaster 150w AM 190w SSB.....	£137.00

### ACCESSORIES

PA Horns (Large).....	£12.50
PA Horns (Medium).....	£9.22
RP20 RF Pre-Amplifier.....	£16.45

### TRANSISTORS

2CS495.....	£1.10	BA521.....	£4.16
2SC496.....	£1.31	LA4031P.....	£3.21
2SC1095.....	£1.72	LC7120.....	£5.87
2SC1173.....	£1.69	LC7130.....	£5.93
2SC1306.....	£2.73	MB3712.....	£4.71
2SC1449.....	£1.67	MC1496P.....	£2.63
2SC1678.....	£2.67	TA7205.....	£3.72
2SC1923.....	£0.43	TA7222.....	£4.07
2SC2029.....	£2.60	TA7310.....	£2.78
2SC2165.....	£2.73	TC9100.....	£7.91
2SC2314.....	£1.41	UPC1156H.....	£4.26

# THE TELECOMMUNICATIONS SPECIALISTS

## INDEX TO ADVERTISERS

A.H. Supplies .....	14
A.J.H. Electronics .....	81
Aero & General .....	28
Allweld Engineering .....	12
Amateur Electronics .....	65
Amateur Radio Exchange .....	56, 69
Ambit International .....	8, 9
Amcomm Services .....	13
Bamber Electronics .....	87
Bi-Pak Semiconductors .....	11
Birkett, J. ....	9
Bowes Electronics .....	12
Bredhurst Electronics.....	Cover II
British National Radio & Electronics School .....	78
Brookes Electronics Ltd. ....	28
C.Q. Centre .....	81
Cambridge Kits .....	84
Caranna C .....	83
Catronics Ltd. ....	66
Chordgate Ltd. ....	84
Colomor (Electronics) Ltd. ....	85
Colour Print Express .....	Cover III
Cocks, Hugh .....	82
C.R. Supply Co. ....	82
Datong Electronics Ltd. ....	70
Davtrend Ltd. ....	10

Eldon Electronics .....	78
Electronics Design Associates .....	10
Electrovalve .....	10
Electro-Tech Components Ltd. ....	12
Electronic Mail Order.....	84
Garex Electronics .....	28
Gemini Electronic Components .....	8
Gemini Communications .....	38
Golledge Electronics, P.R. ....	84
G.T. Technical Information Service .....	83
G2 Dym Aerials & Projects .....	82
H.A.C. Shortwave .....	88
Henry's Radio .....	8
Home Radio (Components) Ltd. ....	79
I.C.S. Intertext .....	81, 82
I.L.P. Electronics Ltd. ....	79
Jaycee .....	56
Lee Electronics .....	51
Leeds Amateur Radio .....	16
Lexton, Harvey .....	37
London Electronics College .....	83
Lowe Electronics .....	2, 3
M.R.S. Communications .....	38
Maplin Electronic Supplies Ltd. ....	Cover IV
Metspin .....	70
Microwave Modules .....	15
Modular Electronics .....	14
Northern Communications .....	70

Osmabet .....	88
P.M. Components .....	88
Photo Acoustics Ltd. ....	85
Plymouth Telecom (RadioFon) .....	84
Powell, T. ....	14
Progressive Radio .....	79
Radio Society of Great Britain .....	66
R.S.T. Valve Mail Order .....	78
Radio Components Specialists .....	88
Radio Shack .....	55
Ramdam Electronics .....	82
S.E.M. ....	38
Sandwell Plant .....	84
Science of Cambridge .....	76, 77
Scientific Wire Company .....	84
South Midlands Communications .....	27
Southern Valve .....	84
Stephen-James Ltd. ....	80
Technomatic Ltd. ....	80
Tempus .....	80
Thanet Electronics .....	4, 5, 6, 7, 28
V & F Smallcraft .....	78
Waters & Stanton Electronics .....	75
Watford Electronics .....	86
Webster Electronics .....	56
Western Electronics .....	85
Wilmslow Audio .....	9
Wood & Douglas .....	66



FAMOUS LOUDSPEAKERS					Post £2
MAKE	model	size	watts	ohms	price
Seas	Tweeter	4in	50	8	£7.50
Goodmans	Tweeter	3½in	25	8	£4.00
Audax	Tweeter	3½in	60	8	£10.50
Seas	Mid-Range	4in	50	8	£7.50
Seas	Mid-Range	5in	80	8	£12.00
Seas	Mid-Range	4½in	100	8	£12.50
Goodmans	Full-Range	5½in	15	8	£6.50
Goodmans	Full-Range	8in	30	8	£12.50
Seas	Woofer	8in	30	8	£14.00
Rigonda	Full-Range	10in	15	8	£5.50
Goodmans	Audioium	12PG	60	8	£20.00
Goodmans	Di12	12in	90	8/15	£27.50
Goodmans	Audioium	12P	50	8/15	£20.00

**BATTERY ELIMINATOR MAINS TO 9 VOLT DC**  
**Stabilised output, 9 volt 400 m.a.** UK made with terminals. Overload cut out. 5 x 3½ x 2½in. Transformer Rectifier Unit. Suitable Radios, Cassettes, £4.50.

**E.M.I. 13½ x 8in SPEAKER SALE!**

With tweeter. And crossover. **£9.95**  
 10W. State 3 or 8 ohm. Post £1  
**15W model £10.95**  
 8 ohms Post £1  
**GOODMANS 20 Watt Woofer**  
 Size 8in: 4 ohms. **£6.00**  
 Rubber cone surround. Post £1.



**MATCHING TWEETER**

4in. square 4 ohm **£3.25** Post 75p

**EMI MINI MODULE KIT 3-way Loudspeaker System, EMI 5in Bass, 5in Middle, 3in Tweeter, with 3-way Crossover and Ready Cut Baffle. 15 x 8½in.**  
 Full assembly instructions.  
 Response = 60 to 20,000 cps  
 12 watt RMS. 8 ohm. £10 ea.  
 £18.50 pair. Postage £1-10.



**R.C.S. LOUDSPEAKER BARGAINS**

3 ohm, 4in. 5in. 7x4in. £1-50; 6½in. 8x5in. 6½in. £3; 8in. £3-50.  
 8 ohm, 2in. 2½in. 3in. 5in. £1-50; 8in. £4-50; 10in. £5; 12in. £6.  
 15 ohm, 3½in. 5x3in. 6x4in. 7x4in. £1-50.  
 25 ohm, 3in. 5x3in. 7x4in. £1-50; 120 ohm, 3½in. dia. £1-50.

**LOW VOLTAGE ELECTROLYTICS**

1, 2, 4, 5, 8, 16, 25, 30, 50, 100, 200mF 15V 10p  
 500mF 12V 15p; 25V 20p; 50V 30p;  
 1000mF 12V 20p; 25V 35p; 50V 50p; 100mF/76V 80p.  
 2200mF 6V 25p; 25V 42p; 40V 60p; 2000mF/100V £1-20.  
 2500mF 50V 70p; 3000mF 25V 50p; 50V 65p.  
 3300mF 63V £1-20; 4700mF 63V £1-20; 2700mF/76V £1.  
 4700mF 40V 85p; 50V 95p; 5600mF 76V £1.75.

**HIGH VOLTAGE ELECTROLYTICS**

8/450V 45p 8-8/450V 75p 50-50/300V 50p  
 16/350V 45p 8-16/450V 75p 32-32+32/325V 75p  
 32/350V 75p 20-20/450V 75p 100-100/275V 65p  
 50/250V 80p 32-32/350V 50p 150-150/275V 70p  
 50/500V £1.20 32-32/500V £1.80 220/450V 95p

**MANY OTHER ELECTROLYTICS IN STOCK**

**TRIMMERS** 10pF, 30pF, 50pF, 5p, 100pF, 150pF, 15p.  
**CONDENSERS VARIOUS**, 1pF to 0.01mF. 3p.  
**PAPER** 350V-0.1 7p; 0-5 13p; 1mF 150V 20p; 2mF 150V 20p  
 400V-0-001 to 0-05 5p; 0-1 15p; 0-25 25p; 0-47 35p.  
**MICRO SWITCH SINGLE POLE CHANGEOVER 30p.**  
**SUB-MIN SWITCH. 30p.** Single pole change over.  
**TWIN GANGS 120V 50p; 500P £1.**  
**GEARED TWIN GANGS 25pF 95p; 365pF £1;**  
 365 + 365 + 25 + 25pF £1. Single Gang 500pF £1.50.  
**NEON PANEL INDICATORS 250V.** Red 1½ x ½ 45p.  
**ILLUMINATED ROCKER SWITCH.** Single pole. Red 65p.  
**RESISTORS.** 10Ω to 10M. ½W, 1W, 20% 2p; 2W, 10p.  
**HIGH STABILITY.** ½W 2% 10 ohms to 1 meg. 3p.  
 Ditto 5%. Preferred values 10 ohms to 10 meg. 3p.  
**WIRE-WOUND RESISTORS 5 watt, 10 watt, 15 watt 20p.**  
**CASSETTE MOTOR.** 6 volt £1-00.  
**CASSETTE MECHANISM.** 6v or 12v Stereo Head £5.  
**ALUMINIUM CHASSIS 18 a.w.g.** Undrilled, 4 sides, riveted corners; 6 x 4 2½in.—£1-20; 8 x 2½in.—£1-50; 10 x 7 x 2½in.—£1-90; 14 x 9 x 2½in.—£2-50; 16 x 6 x 2½in.—£2-40; 12 x 3 x 2½in.—£1-50; 12 x 8 x 2½in.—£2-20; 16 x 10 x 2½in.—£2-70. **ANGLE BRACKET 6v or 12v—25p.**  
**ALUMINIUM PANELS 18 a.w.g.** 12 x 12in.—£1-30; 14 x 9in.—£1-20; 6 x 4in.—36p; 12 x 8in.—90p; 10 x 7in.—80p; 8 x 6in.—60p; 14 x 3in.—60p; 12 x 5in.—60p; 16 x 10in.—£1-40; 16 x 6in.—90p.  
**BLACK PLASTIC** construction box with brushed aluminium fascia size 6½ x 4½ x 2½in.—£1-50. Many other sizes.  
**BRIDGE RECTIFIER 200V PIV ½ amp 50p.** 2 amp £1-00.  
**TOGGLE SWITCHES SP 30p. DPST 40p. DPDT 50p.**  
**MANY OTHER TOGGLES IN STOCK. Please enquire.**

**BSR 172 BUDGET SINGLE PLAYER** ideal for disco or small three-speed Hi-Fi system with stereo cartridge cueing device and bias compensator. **Post £20**

**BSR STEREO CARTRIDGES SC7 £2.** Sonotone 9TA-HC £2.50. V.100 Magnetic £7.

MAINS TRANSFORMERS			
6V, 500mA.....	£2.00	Post	
12V, 100mA.....	£1.30	80p	9-0-9V 50mA.....£1.50 80p
12V, 750mA.....	£1.75	80p	12V 3A.....£3.50 £1
10-0-10V 2a.....	£3.00	£1	10, 30V, 40V, 2a.....£3.50 £2
30V, 5 amp and	£4.00	£2	20V, 1 amp.....£3.50 £1
17V-0-17V 2a.....	£2.50	£1	20V-0-20V 1A.....£3.50 £1
0.5, 8, 10, 16V 2a.....	£2.50	£1	2 of 18V, 6 a.....£11.00 £2.50
9V, 3 amp.....	£3.50	£1	12-0-12V, 2 a.....£3.50 £1
15-0-15V 2 a.....	£3.00	£1	9V, ½ amp.....£1.50 80p
35V, 2 a.....	£3.50	£1	28V, 1a - 28V 1a.....£5.00 £2
30V, 1½ a.....	£3.30	£1	32-0-32V 6.5A.....£11.00 £2.50
20V, 40V, 60V, 1a.....	£4.00	£1	12V 2 amp.....£3.00 £1

**Radio Component Specialists**  
 337, WHITEHORSE ROAD  
 CROYDON, SURREY, U.K. TEL: 01-684 1665  
 Post 65p Minimum. Callers Welcome. Closed Wed.  
 Phone orders with Access-Barclay-Visa. Lists 30p.

**H.A.C SHORT-WAVE KITS**  
**WORLD-WIDE RECEPTION**  
**BATTERY ELIMINATOR KIT**  
**90v H.T. 3v 2v & 1½v L.T.**

We can now offer you a battery eliminator kit for use with our valve receivers.

H.T. batteries are now unobtainable, but our new power pack will give you a lifetime of service.

We are offering this at **£9.60**

for the complete kit.

All orders despatched within 7 days. Send stamped and addressed envelope now for free descriptive catalogue of kits and accessories.

**SORRY, NO CATALOGUES WITHOUT S.A.E.**

**"H.A.C." SHORT-WAVE PRODUCTS**  
 P.O. Box No. 16, 10 Windmill Lane  
 Lewes Road, East Grinstead, West  
 Sussex RH19 3SZ.

**OSMABET LTD** We make transformers amongst other things.

**TRANSFORMERS TO ORDER**  
 We have capacity for the supply of transformers to specification, either one off, or production runs, your enquiries please.  
**LOW VOLTAGE TRANSFORMERS: Prim 240V ac.**  
 6.3V 1.5A £3-00; 3A £4-15; 6A CT £7-90; 12V 1.5A £3-75; 3A CT £7-90; 6A CT £9-75; 15V 0.5A £3-00; 15V 1.5A CT £7-90; 24V 1.5A CT £7-90; 3A CT £9-75; 5A CT £18-00; 8A CT £29-25; 12A CT £37-50.  
**MIDGET RECTIFIER TRANSFORMERS: Prim 240V ac.**  
 6-0-6V 1.5A or 9-0-9V 1A £3-40 each; 12-0-12V 1A or 20-0-20V 0.75A £4-15 each; 9-0-9V 0.3A or 12V-0-12V 0.25A or 20V-0-20V 0.15A £3-00 each.  
**LT TRANSFORMERS TAPPED SEC: Prim 240V ac.**  
 0-10-12-14-16-18V 2A £7-50; 0-12-15-20-24-30V 2A £8-25; 4A £12-00; 0-20-30-60V 1A £9-00; 2A £12-00; 0-40-50-60-80-100-110V 0.1A £12-00.  
**AUTO & ISOLATION TRANSFORMERS 240/110V ac.**  
 30 to 4000 watts, many types ex stock, Lists.

**MAINS TRANSFORMERS. SPECIAL OFFER. Prim 240V ac.**  
 300-0-300V 80 Ma; 6.3V 1A CT; 6.3V 1A £5-50; 250-0-250V 60 Ma; 6.3V 1A £3-00; 9V 3A £7-50; 25V 300 Ma 90p. 15-0-15V 0.5A £2-50. 12V 4A £4-00.  
**LOUDSPEAKERS**  
 1½", 1½", 2½", 2½", 2½", 3", 3", 3", 8D £1.50 each; 3" 35Q 3½"; 3" 8; 16; 80D £1.75 each; Goodman mid range 5" HI FI speaker 8Q for 25W systems, £6.50; Do Tweeter 3½" C/M 8Q for 25W systems £2.50; F/Range HI FI speakers 4" 10W, 8Q £3.50; 5" do 25W £5.00.

**"INSTANT" BULK CASSETTE/TAPE ERASER**  
 Instant erasure of cassettes, and any diameter of tape spools, demagnetises tape heads, 200/240V ac. leaflet £8.00.  
 Cassette/Tape Head Demagnetiser, £3.50.  
 "BIB" Video Tape Eraser £20.

**EDGWISE LEVEL METER FSD 200/µA**  
 Size 19 x 18 x 20mm 8000 £1-50.  
**CHARGING METERS 1½in diameter**  
 2A or 3A £1-25 each; 5A or 10A £1-50 each.

**MINI FLEX CABLE**  
 4 core, for intercom, telephone, burglar alarm extensions, etc, white pvc, 10 metres £2, 100 metres £15.

**POWER SUPPLY, TWIN OUTPUT Prim 240V ac:**  
 New, British manufacturer, smoothed d.c. output 20V, 1.5A, plus STABILISED output of 15V 100 Ma, plus further 12V ac 0.5A, complete with diagram, £4.00.

**O/P TRANSFORMERS FOR VALVE AMPLIFIERS**  
 P.P. sec tapped 3-8-15V A-A 6KΩ. 30W £17-50; A-A 3KΩ 50W £26-00; 100W (EL31, KT88 etc) £35-00.  
**G.E.C. MANUAL OF POWER AMPLIFIERS**  
 Covers valve amplifiers 30V to 400V £1-25.

**MULTIWAY SCREENED CABLE, PVC COVERED**  
 36 way £1, 25/75; 14/50p; 6/25; 4/20p.  
**CONDENSERS AC 50Hz, 4.33/250V: 6/330V, £1.50.**  
 Electrolytic 400 mfd 400V 75p; 2000/30V 30p; 2200/40V 40p; Paper tubular, W/E, 4/160V; 6/160V 30p each.

**CARRIAGE EXTRA ON ALL ORDERS**  
**ALL PRICES INCLUDE V.A.T.**

Callers by appointment only. S.A.E. Enquiries, Lists.  
**46, Kenilworth Road, Edgware, Middx.**  
**HA8 8YQ. Tel: 01-958 9314**

**PM COMPONENTS LTD**

VALVE & COMPONENT SPECIALISTS  
 CONINGSBY HOUSE, WROTHAM RD.,  
 MEOPHAM, KENT.

VALVES		SEMI-CONDUCTORS	
DY86 0.55	PL508 1.48	6080 4.20	BC213L 0.09
DY802 0.60	PL509 2.30	6146B 4.45	BC210 0.09
E180F 5.25	PL802 2.50	7025 1.50	BC214L 0.09
EAC680 0.56	PY88 0.74	7360 1.50	BC237 0.09
EF88 0.70	PS500A 1.35	7591 2.35	BC238 0.09
EC81 0.55	PY801 0.65		BC307 0.09
EC82 0.55	QV02/6 10.50		BC327 0.10
EC83 0.60	QV03-20A		BC337 0.10
EC85 0.60	12.25		BC461 0.30
EC88 0.65	QV06-40A		BC478 0.20
EC807 1.30	13.95		BC547 0.10
EF80 0.65	QV03-12 3.50		BC548 0.10
EF82 0.60	AC128 0.28		BC549 0.08
EF81 0.58	TY2-125A 45.00		BC557 0.07
EL82 0.58	U19 11.95		BC558 0.07
EL83 1.13	UCH81 0.65		BC559 0.07
EL86 0.74	UCL82 0.76		BD131 0.32
EF37A 3.60	UL84 0.78		BD132 0.35
EF80 0.48	UY85 0.70		BD133 0.40
EF86 0.70	Z759 9.00		BD135 0.30
EF89 0.75	AD149 0.70		BD136 0.30
EF91 0.72	2D21 0.95		BD137 0.28
EF93 0.65	2K25 10.00		BD138 0.30
EF94 0.55	4C4250B 26.60		BD139 0.32
EF95 0.78	5L4G 0.95		BD140 0.30
EF183 0.56	6C6DEGA 4.00		BD142 1.20
EF184 0.56	6GK6 2.50		BF115 0.35
EL34 1.54	6J56C 2.55		BF127 0.24
EL84 0.60	6K6 0.65		BF179 0.34
EM84 0.70	6N6GT 0.69		BF180 0.29
EZ80 0.56	6V6GT 0.90		BF181 0.29
EZ81 0.56	7S7 2.00		BF194 0.11
GZ32 0.85	12A7 0.55		BF195 0.11
GZ33 0.25	12AU7 0.55		BF196 0.11
GZ34 2.00	12AX7 0.55		BF197 0.11
KT61 3.50	12BA6 0.80		BF198 0.10
KT66 4.95	12BE6 1.05		BF199 0.14
KT77 5.00	12BH7 0.95		BF200 0.30
KT88 6.00	12BU7 3.25		BF257 0.28
KT93 8.90	30FL2 0.95		BF258 0.25
OA2 0.60	85A2 1.20		BF259 0.26
PCF80 0.70	90C1 1.69		BF336 0.34
PCF802 0.72	807 1.09		BFX29 0.30
PCF808 1.48	813A 9.00		BFX84 0.26
PCL82 0.74	813 13.30		BFX85 0.28
PCL84 0.76	833A 47.85		TA4151B 0.70
PCL86 0.76	866A 3.00		TBA500 1.25
PCL805 0.80	2050A 3.90		TBA500 1.55
PFL200 1.13	5763 3.20		TBA800 0.87
PL504 1.20	5814A 2.75		TBA920 1.65

Prices exclude VAT  
 Please add 15%  
 P&P 50p per order  
**PHONE 0474 813225**  
 Many other types available including vintage valves.  
**CALLERS WELCOME**  
 Mon-Fri 9.30-5.30. Sat 9.30-12.00

Published on approximately the 7th of each month by IPC Magazines, Limited, Westover House, West Quay Road, POOLE, Dorset BH15 1JG. Printed in England by Chapel River Press, Andover, Hants. Sole Agents for Australia and New Zealand—Central News Agency, Ltd. (Asia) Ltd.; South Africa—Central News Agency, Ltd. (Africa) Ltd.; India and Overseas—Central News Agency, Ltd. (India) Ltd.; USA, Canada, Mexico, Peru, Puerto Rico, Hawaii, and other countries—Central News Agency, Ltd. (USA) Inc. All rights reserved. No part of this publication may be reproduced, stored in a retrieval system, or transmitted in any form or by any means, electronic, mechanical, photocopying, recording, or by any information storage and retrieval system, without the prior written permission of the publishers. This publication is published for the publishers first having been given, by, lent, resold, hired out or otherwise disposed of by way of Trade at more than the recommended selling price shown on the cover, and that it shall not be lent, resold, hired out or otherwise disposed of in a mutilated condition or in any unauthorised cover by way of Trade or affixed to or as part of any publication or other work in any form or by any means, without the prior written permission of the publishers.



**30% MORE PRINT AREA**

# GIANT SUPERPRINTS PLUS FREE FILM

**For every one you send for processing  
by the Practical Wireless Colour  
Print Service.**



Fast, efficient, high quality film processing is now as close to you as your nearest post box. Hundreds of thousands of magazine readers are delighted with this reliable Colour Print Film Service—and the replacement film that comes free every time they use it! So why don't you give it a try?

Here's what you do. Send any make of colour print film inside the envelope enclosed in this issue. Or fill in the coupon below and send it with your colour film in a strong envelope to:

**Practical Wireless Colour Print Service, Freepost, Teddington, Middlesex TW11 8BR. No stamp is required.**

### SEND NO MONEY

We are so confident in the reliability of the service and the quality of our prints, (each one is date stamped with the month and year of developing) that you don't pay until you have received them!

### LUXURY COLOUR PRINTS

You will be amazed at the beautiful colours and hi-definition

In the event of any query, please write to: Customer Relations Dept., Colour Print Express Ltd., 19-21 Lower Square, Isleworth, Middlesex, or phone 01-568 6565.

sheen finish of the prints we supply... with elegant rounded corners and borderless to give you maximum picture area. And now with the new Giant Superprints you get 30% more picture area than the standard enprints at no extra cost.

### UNBEATABLE VALUE

The new Giant Superprints cost you only 17p each and a further charge of £1 is made towards postage and packing. That's all you pay and, when we send your prints, a replacement film, of the size you use, is included absolutely free. That's a saving of up to £2.19.

The offer is limited to the U.K. For Eire, C.I. and B.F.P.O., a handling surcharge will be made.

*Offer exc. Minolta & Sub-miniature film. Roll film 20p surcharge. 400 ASA 20p surcharge. Superprints can only be produced from Kodacolor II, C41 and Agfa CNS cassette and cartridge film not half frame. Prices correct at time of going to press.*

### FREE ALBUM SHEETS

One album voucher is sent with each film we process. Collect 3 vouchers and we send you a set of FREE album sheets to fit into our specially designed album to show off both superprints and standardprints.

### MORE BENEFITS TO YOU

You benefit in two additional ways. Firstly, you enjoy a personal service with every care taken over each individual order. And secondly, you pay only for what you get—with no credit vouchers as with many other companies. An invoice comes with your prints, so it is a straight business transaction.

Your prints will normally be despatched within five working days of receipt, but please allow for postal times and possible delays.

Use this label if you have no envelope, or pass it to a friend. It is used to send your prints and FREE film.

From: Practical Wireless Colour Print Service, Freepost, Teddington, Middlesex, TW11 8BR. Please print my film Superprint/Standard Enprint size (delete size which is not required).

Mr/Ms. \_\_\_\_\_

Address \_\_\_\_\_

\_\_\_\_\_

Postcode \_\_\_\_\_



# MAPLIN make it easy...



**in SOUTHEND**  
 284 London Road  
 Westcliff-on-Sea  
 Essex  
 Tel: (0702) 554000  
 (Closed Mondays)



**in HAMMERSMITH**  
 159-161 King Street  
 Hammersmith  
 London W6  
 Tel: 01-748 0926  
 (Closed Mondays)

For personal service visit one of our stores.  
 Our new store at Hammersmith is conveniently situated near the end of the M4 and the North and South Circular Roads. There is excellent street parking on meters a few steps away and Hammersmith Underground Station is nearby. Call in and see us soon.



**in our CATALOGUE**

320 big pages packed with data and pictures of over 5,500 items

Over 100,000 copies sold already!  
 Don't miss out on your copy.

**On sale now in all branches**  
**WH Smith price £1.**

In case of difficulty check the coupon below.

**by MAIL ORDER**  
 A fast service  
 You can rely on

- \* Same day service on in-stock lines
- \* Very large percentage of our stock lines in stock
- \* All prices include VAT
- \* Large range of all the most useful components
- \* First class reply paid envelope with every order
- \* Quality components—no rejects—no re-marks
- \* Competitive prices
- \* Your money is safe with a reputable company

On price, service, stock, quality and security it makes sense now more than ever to make **MAPLIN** your first choice for components every time!

## make it easy... with MAPLIN

**The Maplin Matinée**  
 Amazing value for only £299.95 plus £99.50 for cabinet if required

Easy to build, superb specification. Comparable with organs selling for up to £1,000.



**MAPLIN ELECTRONIC SUPPLIES LTD.**

**Post this coupon now.**

Please send me a copy of your 320 page catalogue. I enclose £1.25 (incl. 25p p&p). If I am not completely satisfied I may return the catalogue to you and have my money refunded. If you live outside the U.K. send £1.68 or 12 International Reply Coupons.

Name \_\_\_\_\_

Address \_\_\_\_\_

\_\_\_\_\_

PW881

All mail to: P.O. Box 3, Rayleigh, Essex SS6 8LR. Tel: Southend (0702) 554155 Sales: (0702) 552911