


**MAY 1987**

Australia \$2.20, New Zealand \$2.95 (inc. GST), Malaysia \$5.95 **£1.30**

# **TELEVISION**

**SERVICING·PROJECTS·VIDEO·DEVELOPMENTS**




**Servicing the Sharp VC9300  
Surface-mounted Technology  
Rapid TV Fault Diagnosis  
Video 8 Signal Processing  
Test Report • VCR Clinic  
TV Fault Finding • DX-TV**

# MANOR SUPPLIES

MKV PAL COLOUR  
TEST GENERATOR FOR TV & VCR.

TEST  
DEMONSTRATIONS  
AT 172  
WEST END LANE



- ★ 40 different patterns and variations.
- ★ Broadcast transmission accuracy (fully interlaced sync pulses with correct picture blanking).
- ★ EBU colour bars, BBC colour bars, whole rasters & split bars (specially useful for VCR service), white, yellow, cyan, green, magenta, red, blue and black.
- ★ Chequerboard.
- ★ Mono outputs with border castellations, cross hatch, grey scale, vertical lines, horizontal lines and dots. UHF modulator output plugs straight into receiver aerial socket.
- ★ Additional video output for CCTV & VCR.
- ★ Facilities for sound output.
- ★ Easy to build kit, standard parts. Only 2 adjustments. No special test equipment required.
- ★ Mains operated with stabilised power supply.
- ★ All kits fully guaranteed with back-up service.
- ★ Also available with VHF Modulator.


Price of Kit **£70.00**  
Case (10"×6"×2¼") app. **£8.60**  
Optional Sound Module (6MHz or 5.5MHz) **£3.90**  
Built & Tested in Case including Sound Module **£108.00**

SPECIAL TEST  
REPORT  
'TELEVISION'  
DEC. 1982

Post/Packing £2.80

Add VAT 15% TO ALL PRICES

## PAL COLOUR BAR GENERATOR (Mk4)



- ★ Output at UHF, applied to receiver aerial socket.
- ★ In addition to colour bars R-Y, B-Y etc.
- ★ Cross-hatch, grey scale, peak white and black level.
- ★ Push button controls, battery or mains operated.
- ★ Simple design, only five i.c.s on colour bar P.C.B.

PRICE OF MK 4 COLOUR BAR GENERATOR KIT  
**£30.00. CASE £8.60. BATT HOLDERS £4.20. MAINS  
SUPPLY KIT £4.20 (Combined P&P £2.80).**

MK 4 (BATTERY) BUILT & TESTED **£58.00 + £2.80 P & P.**  
MK 4 (MAINS) BUILT & TESTED **£68.00 + £2.80 P & P.**  
VHF MODULATOR (CH 1 to 4) FOR OVERSEAS **£5.75.**  
EASILY ADAPTED FOR VIDEO OUTPUT & C.C.T.V.

ADD  
VAT  
15%

TELETEXT DECODER PANELS (TESTED)  
Mullard VM6101 **£30.00**, Philips KT3, K30 **£30.00**, Texas XMII  
(TIFAX) **£28.00** (untested £5.00) p.p. £1.80

THORN TX9 MK2/3, TX10, teletext  
Mullard Decoder panel + Interface **£35.00** p.p. £1.80  
THORN TX10, PHILIPS G11 PRESTEL, TELETEXT  
Mullard Units VM 6230, 6330 plus Line Coupler & Interface **£38.00**  
p.p. £2.50

## TV SERVICE SPARES

BACKED BY TWENTY YEARS EXPERIENCE & STAFF OF  
TECHNICAL EXPERTS

LOPTs, TRIPLERS, PANELS, TUNERS, SELECTORS ETC.

SPECIAL OFFER Mullard/Philips quality UHF modulator (audio & video input) ex new equipment **£5.00** p.p. £1.00.  
PHILIPS G11 6 position touch tune channel selector units **£16.00** p.p. £1.80 (can replace earlier mechanical selector unit).  
PHILIPS G11 PANELS (tested).  
Power, Frame, IF, decoder **£18.00** each p.p. £2.00. Scan **£28.00** p.p. £2.80.  
PHILIPS G11 PANELS ex rental (untested).  
Power, Scan **£10.00**, Frame, Decoder **£5.00** p.p. £2.00.  
PHILIPS G11 Ultrasonic Non Text Replacement Handset. New. **£22.50** p.p. £1.50.  
PHILIPS HANDSETS Ex rental, Teletext, Untested. KT3, K30, CTX, KT4, K35 etc. **£3.50** p.p. £1.00.  
FERGUSON Video Manual 3V24 **£8.50** p.p. £2.00  
COLOUR MANUALS p.p. 50p.  
PHILIPS G11 **£3.50**, KT3 **£3.50**, CTX-E **£1.50**, CTX-S **£1.50**.  
THORN REMOTE CONTROL HANDSETS  
TX9 ULTRASONIC (3-button) **£15.00**; TX9, TX10 Infra red (type 725) **£18.00**; TX9, TX10 Infra red Teletext **£20.00**, p.p. £1.20.  
TX9 Ultrasonic remote handset transducer **£2.00**, switches 3 for **£1.50** p.p. 50p.  
TX9/TX10 Teletext interface panel (1524) **£5.00** p.p. 80p.  
THORN TX9 Ultrasonic Remote/Control/Receiver panels. **£8.50** p.p. £1.50.  
THORN TX10 Series Facia Control Panel with 8 position Channel Selector **£6.50** p.p. £1.50.  
TX9, TX10 Facia control panel incl. infra-red remote receiver **£8.50** p.p. £1.80.  
THORN TX9, TX10 Saw Filter IF Panel. **£5.00** p.p. 80p.  
TX9, TX10 Remote & tuning control panel (1515) **£10.50** p.p. £1.80.  
SAW FILTER IF AMPLIFIER PLUS TUNER complete and tested for T.V. Sound & Vision. **£28.50** p.p. £1.20.  
PAL DECODER KIT (Video to RGB) for Monitors **£27.00** p.p. £1.00.  
PAL ENCODER KIT (RGB to Video) **£18.50** p.p. £1.30.  
CROSS HATCH UNIT KIT, Aerial Input type, incl. T.V. sync. and UHF Modulator, Battery Operated, also gives Peak White & Black Levels, can be used for any set. **£12.00** p.p. 80p. (Alum. Case **£2.90** p.p. £1.40.) ADDITIONAL GREY SCALE Kit **£2.90** p.p. 45p.  
UHF SIGNAL STRENGTH METER KIT **£22.00** Alum. Case **£2.90**. De Luxe Case **£8.60** (Built & Tested **£48.00**) p.p. £2.30.  
CRT TESTER & REACTIVATOR KIT For Colour & Mono complete with Case, Panel Meter Indicator - can be adapted for latest CRTs **£29.50** p.p. £2.80.  
BUSH A823 Convergence, Time Base Panels **£5.00** each p.p. £1.80.  
GEC 2110 PANELS Sound **£2.50** (tested) p.p. 80p  
GEC 20AX Line Time Base **£18.00** p.p. £2.00.  
ITT CVC30 SERIES. Convergence & Purity Control Panels, **£5.00** p.p. £1.50.  
THORN TX9 Panels ex factory for small spares. Includes I.Cs & Semiconductors etc. **£3.00** p.p. £1.80.  
THORN TX9 Panels salvaged ex factory for spares incl. Electronic & Mains Transformers. **£8.50** p.p. £3.00.  
THORN TX9 Panels ex factory salvaged complete cond. **£20.00** p.p. £3.00.  
THORN 8000, 8500, 8800 IF Decoder Panels Tested **£10.00** p.p. £2.30.  
THORN 8000/8500 IF/Decoder Panels salvaged **£3.20** p.p. £1.80.  
THORN 9000 IF/Decoder Panel **£6.00** p.p. £2.30.  
THORN 9000 IF/Decoder Panels Salvaged. For spares **£2.50** p.p. £1.80.  
PHILIPS G8/G9 IF/Decoder Panels for small spares incl ICs **£2.50** p.p. £1.60.  
PHILIPS G8 Line Driver Panel incl. Equalizing Coil. **£1.00** p.p. 60p.  
GRUNDIG 8630 Series Varicap Tuners **£5.00** p.p. £1.00.  
U321 VARICAP **£7.80** p.p. 80p. Makers Controls HITACHI 4 POSN **£9.50**, DECCA 4PSN **£5.80**, 6PSN **£6.80** p.p. 80p. etc.  
BUSH "TOUCH TUNE" T20/22 Series Fascia Unit **£7.50** p.p. £1.50.  
VARICAP UHF-VHF ELC 2000S **£9.80** p.p. £1.00.  
UHF/625 TUNERS, many different types in stock. DECCA Bradford 5 position, MULLARD 4 position **£2.50**, JAP Rotary **£4.80** p.p. £1.80.  
TV SOUND IF Panels **£6.80** p.p. £1.00.  
LOPTS New and guar. P/P **£1.50**, Bobbins 80p.

FERG., HMV, MARCONI, ULTRA	
1590, 1591, 1612, 1613, 1712	.....£4.80
FERGUSON 3787 (Normende)	.....£9.80
THORN 1600, 1615, 1690, 1691, 1790	.....£9.00
THORN 3000/3500 SCAN, EHT	.....£6.90
THORN 8000, 8500, 8800	.....£12.80
THORN 9000 to 9600	.....£12.90
THORN TX9	.....£12.50
THORN TX10	.....£16.50
SPECIAL OFFER	
DECCA 1700, 2001, 2020, 2401, 2420	.....£3.80
GEC 2114/Junior Finesline	.....£2.80
PHILIPS 320	.....£2.80
RBM A823	.....£4.80
GEC 2028, 2040, 2100	.....£4.80
PYE 691-7 chassis type only	.....£5.00
PYE 713, 715, PHILIPS 570, 571	.....£6.80
PHILIPS K9	.....£6.80
R.B.M. T20, T22	.....£9.80
R.B.M. T20, T22 Bobbin	.....£5.60
DECCA Bradford (state Mod No)	.....£8.80
DECCA 80, 100	.....£8.80
FIDELITY ZX2000, 3000	.....£16.00
GEC 2110 series	.....£10.60
ITT CVC 5 to 9, CVC20	.....£9.80
ITT CVC25, CVC30 series	.....£8.80
ITT CVC45	.....£9.80
PYE 725 (90P) 731 to 741	.....£9.20
PHILIPS G8	.....£8.80
PHILIPS G9	.....£18.80
PHILIPS G11	.....£18.50
PHILIPS KT3	.....£9.80
PHILIPS K30, K35	.....£18.50
PHILIPS CTX-E	.....£21.00
PHILIPS CTX-S	.....£21.00

OTHERS AVAILABLE. PRICES ON REQUEST.

TRIPLERS Full range available. Mono & Colour.

SPECIAL OFFER TRIPLERS

THORN 3000/3500 **£2.50**, PYE 725/731 (4 lead) **£1.50** p.p. £1.20.

THORN 1500 5 Stick **£1.50**, 1500 3 Stick **£1.50** p.p. 80p.

6-3V CRT Boost Transformers for Colour & Mono **£5.90** p.p. £1.40.

CALLERS WELCOME AT SHOP PREMISES

THOUSANDS OF ADDITIONAL ITEMS, ENQUIRIES INVITED  
LARGE SELECTION TESTED COLOUR PANELS POPULAR MODELS

Goods available if in stock immediately over shop counter (Mail order between 3 days and 1 week from receipt of order). ADD VAT 15%


Telephone 01-794 8751, 794 7346

## MANOR SUPPLIES

172 WEST END LANE, LONDON, NW6 1SD

NEAR: W. Hampstead Tube Stn. (Jubilee) Buses 28, 159, C11 pass door  
W. Hampstead Brit. Rail Stn. (Richmond, Dalston, Stratford, N. Woolwich)  
W. Hampstead Brit. Rail Stn. (St. Pancras, Bedford)  
Access from all over Greater London.

Mail Order: 64 GOLDERS MANOR DRIVE, LONDON NW11 9HT  
PLEASE ADD VAT 15% TO ALL PRICES INCL P+P



# TELEVISION

May  
1987

Vol. 37, No. 7  
Issue 439

On sale April 15th

## COPYRIGHT

© IPC Magazines Limited, 1987. Copyright in all drawings, photographs and articles published in *Television* is fully protected and reproduction or imitation in whole or in part is expressly forbidden. All reasonable precautions are taken by *Television* to ensure that the advice and data given to readers are reliable. We cannot however guarantee it and we cannot accept legal responsibility for it. Prices are those current as we go to press.

## CORRESPONDENCE

All correspondence regarding advertisements should be addressed to the Advertisement Manager, "Television", King's Reach Tower, Stamford Street, London SE1 9LS. Editorial correspondence should be addressed to "Television", IPC Magazines Ltd., King's Reach Tower, Stamford Street, London SE1 9LS.

## SUBSCRIPTIONS

An annual subscription costs £16 in the UK, £19 overseas (by surface mail). Send orders with payment to Quadrant Subscription Services Ltd., Oakfield House, Perrymount Road, Haywards Heath, Sussex, RH16 3DH.

## BINDERS AND INDEXES

Send orders for binders (£4.50) and indexes (vols. 30-35 only, 75p each) to the Editorial Office, Television, IPC Magazines Ltd., King's Reach Tower, Stamford Street, London SE1 9LS. Prices include VAT and postage. Add 60p for overseas orders.

## BACK NUMBERS

Some back issues published during the last six months are available from the Editorial Office at £1.40 inclusive of postage and packing. Address as above.

## QUERIES

We regret that we cannot answer technical queries over the telephone nor supply service sheets. We will endeavour to assist readers who have queries relating to articles published in *Television*, but we cannot offer advice on modifications to our published designs nor comment on alternative ways of using them. All correspondents expecting a reply should enclose a stamped addressed envelope.

Requests for advice on dealing with servicing problems should be directed to our Queries Service. For details see our regular feature "Service Bureau". Send to the address given above (see "correspondence").

## this month

- 453 Leader**
- 454 Long-distance Television** *Roger Bunney*  
Reports on DX conditions and reception and news from abroad. Details of a high-pass CB filter.
- 459 The Return of Madame Martine** *Les Lawry-Johns*  
A family of fortune tellers add to Les's troubles.
- 460 Servicing Mechanical VCRs, Part 3** *Mike Phelan*  
Capstan assembly and pinch roller problems.
- 462 Letters**
- 464 Rapid TV Fault Diagnosis** *George Wilding*  
Hints on the speedy diagnosis of TV faults, with the recommendation to employ dynamic testing where practical.
- 465 Using the Eurodecoder Panel** *Peter Marlow, B.Sc.(Hons.), C.Eng.*  
How to use surplus panels from the Philips KT3/K30 chassis in the *Television* low-cost teletext decoder project.
- 466 Servicing the Sharp VC9300** *David Botto*  
This no-frills VHS machine became a best seller. Guidance on the various fault conditions you may meet.
- 470 Faults in CCTV Systems, Part 3** *Peter Graves*  
Concluding instalment in this series on some of the sorts of faults that can arise with CCTV installations.
- 472 TV Fault Finding**  
Reports from R.T. Rees, Christopher Holland, Steve Leatherbarrow, Philip Blundell, Eng. Tech., Martin Pomeroy, Les Grogan, Michael Dranfield and Roger Burchett.
- 474 Test Report** *Eugene Trundle*  
The Thurlby/RS 15V/4A bench power supply proves to be an extremely useful tool in the video/TV workshop. It can even be used as a high-impedance digital voltmeter.
- 478 The 8mm Video System, Part 2** *Eugene Trundle*  
Chroma signal processing in the record and playback, including trick, modes. Also luminance signal processing and the flying erase head system.
- 481 Next Month in Television**
- 482 Surface-mounted Technology** *Geoff Lewis, B.A., M.Sc.*  
S-M technology enables compact, high-performance PCB assemblies to be produced. Production methods and a look at servicing aspects.
- 483 Teletopics**  
News, comment and developments.
- 484 VCR Clinic**  
Reports from Eugene Trundle, Roger Burchett, Steve Leatherbarrow and Philip Blundell, Eng. Tech.
- 486 Service Bureau**
- 487 Test Cast 293**

OUR NEXT ISSUE DATED JUNE WILL  
BE PUBLISHED ON MAY 20





<h1>P.V.TUBES</h1> <h2>0254 36521</h2> <h2>32611</h2> <h2>390936</h2>	<b>FIDELITY – Semiconductors</b> ML923 2.21 SL490 1.77 TDA2270 1.65 TDA3330 2.21 TDA8180 4.00 BC638 33 BUS080 1.77 TDA3810 3.86	<b>PLUGS AND SOCKETS</b> <b>Din Plugs</b> 5 pin 180°/240°/360° 20 6 pin 28 7 pin 35 8 pin 56 <b>Chassis Sockets DIN Line Sock.</b> 5 pin din 180°/240°/360° 28 6 pin din 36 7 pin din 36 8 pin din 64 Phono plugs 11 2.5mm Jack plugs 35 3.5mm Jack Plugs Stereo 36 6.3mm Jack Plugs Stereo 35 Standard mono jack plugs 20 2 pin speaker plugs 15 I.D.C. plugs 36 way conn. 5.90 BNC plugs 1.15 Car aerial plugs 18 FM plugs 25 Coax plugs metal 18 Line connectors 16 Female plugs 75 In line socket metal 52 Crocodile Clips 25 Phono line socket 20 Phono chassis socket 17 2.5mm jack line socket 14 2.5mm jack chassis socket 18 3.5mm jack line socket 24 3.5mm jack chassis socket 28 3.5mm stereo line jack socket 15 3.5mm stereo jack chassis socket 15 6.3mm stereo jack socket 6.90 IDC 36 way socket 1.30 PL259 with reducer 16 Reducers for PL259 16	<b>ANTEX</b> C15W Iron 240V 6.20 C240 Element 2.75 Bits 102, 106, 820, 821 1.10 CS17W Iron 240V 6.40 CS240 Element 2.75 Bits 1100, 1101, 1106 1.10 XS25W Iron 240V 6.50 XS240 Element 2.75 Bits 50, 51 1.10 <b>Temp. Controlled</b> 30W Iron CSTC 16.95 40W Iron XSTC 16.95 Unit TCSU1 68.95 Antex Stand 2.10 MLXS Auto Rep. Kit 8.40 <b>Sundry Irons</b> Cordless Gas Iron 15.99 Tips for Gas Iron 5.00 25 Watt Philips 5.50	<b>VIDEO PINCH ROLLERS</b> PANASONIC NV7000 4.35 SANYO VTC9300/VBS7000 4.35 SONY C7/J7/S7/L7 4.35 JVC TCE3V00/01/06/16/23/24 2.75 HR2200/3320/3330/3650/1100/1700 1.10 AKAI VS9700 4.35 HITACHI VT5000 4.35 SHARP V6C300/6500 4.35																																																			
	<b>HITACHI/GEC – Semiconductors</b> LA7801 2.20 STR454 4.73 SN76709 8.00 TDA1870 6.46 TDA4503 5.68 2SD1453 2.20	<b>FIDELITY – Switches</b> On/Off AVS 94 On/Off Remote Cont. 2.43 On/Off CTV 140 94	<b>FIDELITY – Transformers</b> Flyback FCC2015BE up to 22" 12.00 FCC2215AE 22" 12.00 Mod. Kit included	<b>WELLER</b> Heat gun 15.95 Heat gun tips 83 3/16" Iron tips 25W 83	<b>VIDEO BELT KITS</b> VEKIT 1 AKAI VS9300/VS9500/VS9800 JVC HR3300/HR3320/HR3330/HR3366 TCE 8903/3V00/3V16/3V22 3.50 VEKIT 2 PANASONIC NV7000B/NV200B 3.00 VEKIT 3 SONY SL7C5 3.75 VEKIT 4 SONY SL8000/8500/8600 4.50 VEKIT 5 SONY SL3000UB 4.00 VEKIT 6 PANASONIC NV3000B 3.00 VEKIT 7 SANYO VTC5000 1.95 VEKIT 8 PANASONIC NV2000B 4.75 VEKIT 9 PANASONIC NV8600B/8610/V011 4.25 VEKIT 10 TOSHIBA V8600 3.00 VEKIT 11 SHARP VC7300 3.50 VEKIT 12 SHARP VC6300/6600 4.00 VEKIT 13 SANYO VTC5000 1.95 VEKIT 14 SANYO VTC5300 2.50 VEKIT 15 JVC HR7650 2.50 VEKIT 17 SHARP 8300 1.76 VEKIT 18 SHARP 9300 1.47 VEKIT 19 HITACHI VT8000 1.12 VEKIT 20 HITACHI VT11/33 2.15 VEKIT 21 HITACHI 9500 1.12																																																		
	<b>HITACHI/GEC – VCR GEC V4000H/Hitachi 8000</b> Belt Counter (122) 47 Belt Loading 43 Belt Take Up 30 Idler FF/Rewind 1.87 Lamp Tape Sensor 65 Play Idler Assy V6414221 3.74 Pressure Pinch Roller 5.16 Pulley FF/Rewind V6345351 52 Relay 2.54 Upper Cylinder (Head) 35.62	<b>FIDELITY – Remote Controls</b> 4 Button CTV20R/22R/140R 12.75 8 Button F14R 13.81 12 Button ISS00 13.81 14 Button AVS 12.75 32 Button Teletext 15.90 Tuner Flap CTV 14S 83 Loudspeaker CM14/CTV140R 1.99	<b>FIDELITY – Service Manuals (Zero VAT)</b> Audio ISS00 2.20 IS700 2.20 IS750 2.20 TV CM14 2.20 CTM1400 2.20 F14R 2.20 TV140 2.20 CTV20R 2.20 ZX3000TV AVS1600 1.70 ZX3000TV CTV20 2.20 ZX3000TV Teletext 2.20 VCR 2 Parts VCR 3.90	<b>SERVISOL</b> Freeze-It 1.20 SUPER SERVISOL 1.04 Foam Cleanser 1.02 Plastics Seal 1.14 Silicone Grease 1.30 Tubes Silicone Grease 1.66 Aero Klene 94 Aero Duster 1.28 Excel Polish 96 Video Head Cleanser 96 Super 40 1.66 Fire Extinguisher 640G 3.08 Heat Sink Compound 25G 1.10 Solida Mop standard reel 77 Hylosil Silicone Rubber 2.98	<b>VIDEO IDLER TYRES</b> <table border="1"> <thead> <tr> <th>SONY</th> <th>O.Dia</th> <th>I.Dia</th> <th>Width</th> <th></th> </tr> </thead> <tbody> <tr> <td>SONY</td> <td>23.7</td> <td>17.4</td> <td>4.9</td> <td>50p</td> </tr> <tr> <td>HITACHI</td> <td>24.2</td> <td>18</td> <td>5.1</td> <td>50p</td> </tr> <tr> <td>HITACHI</td> <td>31.8</td> <td>25</td> <td>4.9</td> <td>50p</td> </tr> <tr> <td>HITACHI</td> <td>39.5</td> <td>30</td> <td>4.2</td> <td>52p</td> </tr> <tr> <td>PANASONIC</td> <td>37</td> <td>27</td> <td>3.9</td> <td>52p</td> </tr> <tr> <td>PANASONIC</td> <td>34.5</td> <td>27</td> <td>3.1</td> <td>50p</td> </tr> <tr> <td>AKAI</td> <td>26</td> <td>20</td> <td>3.9</td> <td>50p</td> </tr> <tr> <td>JVC</td> <td>32.8</td> <td>3.4</td> <td>3.9</td> <td>56p</td> </tr> <tr> <td>JVC</td> <td>23.9</td> <td>4.8</td> <td>4</td> <td>56p</td> </tr> </tbody> </table>	SONY	O.Dia	I.Dia	Width		SONY	23.7	17.4	4.9	50p	HITACHI	24.2	18	5.1	50p	HITACHI	31.8	25	4.9	50p	HITACHI	39.5	30	4.2	52p	PANASONIC	37	27	3.9	52p	PANASONIC	34.5	27	3.1	50p	AKAI	26	20	3.9	50p	JVC	32.8	3.4	3.9	56p	JVC	23.9	4.8	4	56p
	SONY	O.Dia	I.Dia	Width																																																			
SONY	23.7	17.4	4.9	50p																																																			
HITACHI	24.2	18	5.1	50p																																																			
HITACHI	31.8	25	4.9	50p																																																			
HITACHI	39.5	30	4.2	52p																																																			
PANASONIC	37	27	3.9	52p																																																			
PANASONIC	34.5	27	3.1	50p																																																			
AKAI	26	20	3.9	50p																																																			
JVC	32.8	3.4	3.9	56p																																																			
JVC	23.9	4.8	4	56p																																																			
<b>HITACHI/GEC – VCR GEC V4000H/V4002/Hitachi 9300/9500E</b> Belt (259) 47 Belt (289) 47 Belt Take Up (213) 30 Capstan Motor 31.00 Idler FF/Rewind 1.80 Lamp Tape Sensor 91 Play Idler Assy VS861482 3.72 Pulley FF/Rewind V6345173 36 Video Head 35.62 Remote Cont. Handset 9.33	<b>FIDELITY – Service Manuals (Zero VAT)</b> Audio ISS00 2.20 IS700 2.20 IS750 2.20 TV CM14 2.20 CTM1400 2.20 F14R 2.20 TV140 2.20 CTV20R 2.20 ZX3000TV AVS1600 1.70 ZX3000TV CTV20 2.20 ZX3000TV Teletext 2.20 VCR 2 Parts VCR 3.90	<b>ADAPTORS</b> 3.5mm Plug/6.3mm Soc. 25 3.5mm Plug/2.5mm Soc. 25	<b>SECURITY EQUIPMENT</b> <b>CONTROL PANELS</b> 1011 Hiclare 29.50 Hiclare Zone Exp. 32.50 <b>BELLS/BOXES</b> "C" Type Dummy 3.25 "C" Type Polyprop. 4.55 "C" Type Translux. 7.80 6" MO Bell 5.52 <b>CABLE</b> 4 Core 5.43 6 Core 7.84 8 Core 10.37 <b>INFRA-RED PASSIVE</b> 6JD Mini 26.15 Invader 24.00 <b>SECURITY LIGHTS</b> Floodlights 17.74 Infrascan 62.94 <b>S.A.B. MODULES</b> Castle SAB 13.49 <b>P.A. BUTTONS</b> Stainless 2.88 <b>CONTACTS</b> 5 Term Flush M 59 5 Term Surface M 59 4 Wire Flush M 62 4 Wire Surface M 62 <b>RECHARG. BATTERIES</b> 12V 1.9A 7.06 <b>EXTERNAL SOUNDERS</b> 712 Ext. Siren 116dB 5.75 1010 Ext. Siren 116dB 5.96 Dinablast 127dB 18.14 <b>PIEZO SOUNDERS</b> SB1 (140dB) 3.37 SB2 (111dB) 5.17 PZ28 (105dB) 4.61 <b>BUZZERS</b> HB722 60 <b>TAMPER SWITCHES</b> 2 1/2 Tamper 50 <b>TRUNKING</b> Fused Spur 2.58 <b>XENON FLASHER</b> 128 PCL 6.75 121 PCL 6.90 <b>JUNCTION BOXES</b> 6 Way 29 8 way 39 <b>CABLE CLIPS</b> 3.5m 100 98 4.5m 100 1.08	<b>VIDEO HEADS</b> Thorn New Life Heads (exchange) 21.45 3HSS 30.00 4HSS 31.00 PS3B Sony/Beta 35.00 Philips V2000 64.00 Philips 1700 64.00 Sanyo 9300/9455/9500 53.00 Sanyo 5000/5300/5400 53.00 Toshiba 9600 Upper Ass. 12.50 Toshiba 9600 (Rep. type only) 37.00 Sharp 2300 58.00 Sharp 6300 58.00 Sharp 7300/7700/7750 58.00 Sharp 8300 58.00 Sharp 3300/9700 56.00 Sharp 3HSS (S.P.) 42.00 Hitachi H1V1 35.62 Hitachi VT33E/GEC 4004 35.62 Hitachi VT11/33E 4100 35.62																																																			
<b>HITACHI/GEC – VCR GEC V4004/Hit. VT33E</b> Belt (302) 30 FF/Rewind Arm V6886971 2.90	<b>FILAMENT LAMPS</b> HES ROUND BULBS 15p LILLIPUT (L.E.S.) BULBS 12p CAPLESS LAMPS 28p WIRE NEONS 9p TUBULAR LAMPS CAPPED 31p TUBULAR LAMPS (Wire ended) 31p WIRE ENDED LAMPS 31p	<b>LEADS</b> 2mm Fly m/m 70 2mm Fly m/f 70 4m Fly m/m 1.20 10m Fly 1.90 Fig. 8 Mains 62 Computer/TV 97 5 pin din/v 5 pin din 98 5 pin din/v 7 pin din 98 TA81 car bat. Thorn 1691 4.47 TA51 car bat. Thorn 1615 3.66 Car battery Philips 3.95 Scart Leads 2m (open end) 3.50	<b>NEW</b> → <b>NEW</b> → <b>NEW</b> → <b>NEW</b> → <b>NEW</b> → <b>NEW</b> → <b>NEW</b> →	<b>VIDEO TAPES</b> SKC E60 2.50 E120 2.88 E180 2.80 E240 3.78 L500 2.90 L750 3.40 E30 3.66 E60 4.00 E120 3.24 E180 3.86 L750 5.22 VCC360 6.33 VCC480 7.23 Philips LVC 1700 120 17.50																																																			
<b>HITACHI/GEC – VCR GEC V4100/Hitachi VT11E</b> Belt 312 30 Belt 313 30 Belt 317 47 Belt 318 40 Capstan Motor 22.18 Upper Cylinder (Head) 33.35	<b>MAINS DROPPERS</b> Decca 20 2.48 Decca 27R/47R 1.40 Decca 56R/68R 1.40 R&M 823 56R/68R 94 PYE 725/31 3R/56R/27R 1.84 PYE 725 56R/27R 1.04 Philips 5050 30R/125R 1.75 Philips 5051 118/14B 1.93 Philips G8 47R 72 Philips G8 2R/768R 1.38 Thom 1400 1.52 Thom 1500 1.47 Thom 3500 1.20 Thom 8000A 1.24 Thom 8500 1.36 Decca 2R5 96 Decca Modulohm 3R9 60	<b>AUDIO HEADS</b> Mono record/playback 4.32 Stereo playback 4.79 Stereo record/playback 4.99 Stereo record/playback (Dolby) 6.90 Mono/stereo erase 2.25	<b>NEW</b> → <b>NEW</b> → <b>NEW</b> → <b>NEW</b> → <b>NEW</b> → <b>NEW</b> → <b>NEW</b> →	<b>VIDEO SUNDRIES</b> VHS Drum Motor 25.50 VHS Capstan Motor 25.50 Sanyo 5000 Reel Motor 12.95 Sharp Reel Motor 19.50 Take up idler Ass./Clutch Ass. VHS (general purpose) 5.95 Thom/JVC etc. 9300/9500 2.48 Sanyo 6.95 Hitachi F.F. Idler VT11E/VT33E 2.90 <b>Video Lamps</b> Nat. Pen. Bulb VHS 1.00 General Purpose VHS 1.41 3V23 with plug VHS 1.95 <b>Video Care</b> Care Kit Deluxe 5.00 Care Kit 3.50 Universal Copy Kit 5.50 Head Cleaner 90 Beta Eccentricity Gauge 55.00																																																			
<b>HITACHI – Sundries</b> Vertical Output Module GECC2286, Hit. CPT2226 3.98 C2067 C2069	<b>FEW ONLY SPECIAL OFFER</b> 14" Mono tubes 110° £10 + VAT Please ring for carriage costs	<b>MOTORS ELECTRONIC/ROTATION CLOCKWISE</b> 6V MD6515 4.95 9V MD9516 4.95 12V MD12517 4.95	<b>EVER READY BATTERIES</b> HP2/R20 82 LR20 Gold 39 R20S Silver 27 R20B Blue 27 RX20 Rechargeable 2.61 HP11/R14 74 LR14 Gold 33 R14S Silver 33 R14B Blue 24 RX14 Rechargeable 2.31 HP7/R6 41 LR6 (BC4) Gold 43 LR6 (BC2) Gold 21 R6S Silver 15 R6B Blue 15 RX6 Rechargeable 1.31 PP3/6F22 1.53 6LF22 Gold 74 PP3S Silver 54 PP3B Blue 54 RX22 Rechargeable 4.89 HP16/R03 41 LR03 Gold 18 Blue 18 No. 8 Battery 30 Univ. Batt. Charger 7.50 5 Hour Chg. 9.18	<b>THORN NEW LIFE EXCHANGE VHS VIDEO HEADS</b> Send us your old VHS head. We'll send an exchange one by return. £21.45.																																																			
<b>HITACHI/GEC – Service Manuals (Zero VAT)</b> GEC Hitachi 6.49 V4000H 8000 7.18 V4004 VT33E 4.77 V4005E VT63 6.49 V4100 VT11E 6.49	<b>REPAIR KITS INC. FOIL/BUTTON MATRIX/INSTRUCTIONS</b> Philips KT3/30 1, without Text 8.95 Philips KT3/30 1, with Text 8.95	<b>GRUNDIG</b> RTP20 Teletip 12 13.50 RTP05 Teletip 8 13.50 RTP06 Teletip 160 13.50 RTP07 Teletip 300 13.50	<b>WE HAVE BEEN APPOINTED OFFICIAL DISTRIBUTORS FOR SHORROCK'S SECURITY EQUIPMENT.</b>	<b>CASSETTE DRIVE BELTS</b> 35mm 35 46mm 37 57mm 37 66mm 39 71mm 43 90mm 43 101mm 59	<b>TURNTABLE DRIVE BELTS (suitable most types listed)</b> TB42 Thorens 1.20 TB23 Philips 1.20 TB50 Garrard 1.20 TB70 Hitachi 1.20 TB60 Sanyo 1.20 TB01 Pan., Sony, Pioneer, Technics, Sansui 1.20 TB03 BSR 1.20																																																		

VARICAP TUNERS	LINE OUTPUT TRANS.	RECTIFIER TRAYS	VALVES CONT'D	EQUIPMENT	AERIAL EQUIPMENT			
ELC1043-05 8.40 ELC104305 Mullard 12.50 ELC1043-06 8.40 ELC2003 19.50 Philips G8/G9 10.50 Philips G11 (U321) 9.90 U322 7.20 U341 7.20 U342 8.50	Philips 210/300 Mono 10.00 Philips G8 8.75 Philips G9 9.50 Philips KT3 10.06 Philips K30 17.94 Philips TX2 13.39 Philips TX3 14.41 Philips G11 15.58 Pye 713/715 10.00 Pye 725 90° 10.50 Pye 169 10.00 Pye 741 9.90 Bang & Olufson (2000,3000) 14.69 GEC80 8.58 Decca 100 8.58 Decca 1700 9.00 Decca 1730 8.58 Decca 2230 8.58 GEC 2110 16.75 GEC 2040 9.50 ITT CVC 1/9 10.85 ITT CVC 25/30/32 8.65 ITT CVC 20 8.65 ITT CVC 45 8.60 R.B.M. T20 13.95 R.B.M. BUSHRANGER T16A 10.00 R.B.M. BUSHRANGER T18A 10.00 Thorn 3000 EHT 9.95 Thorn 3000 SCAN 7.95 Thorn 8500 17.50 Thorn 3000/3500 Mains 10.00 Thorn 1615 12.50 Thorn 1691 9.68 Thorn TX9 23.85 Thorn 9600 21.79	Thorn 1500 3 Stick 5.20 Thorn 1500 5 Stick 5.99 Thorn 3500 7.98 Thorn 8000 6.95 Thorn 8500/8800 7.15 Thorn 9000 8.70 Decca 1730/1830 5.48 Decca 30 6.76 Decca 80 7.12 Decca 100 7.50 Decca/Tatung 120/130 6.50 GEC 2100 7.40 GEC 2200 (20AX) 6.50 GEC 2040/2028 6.60 GEC 2110 (pre or post Jan '77) 7.00 Philips G8 Short Focus Lead 7.12 Philips G8 Long Focus 550 7.12 Philips G9 6.37 Pye/Philips KT3 12.50 Pye 691/3 7.58 Pye 713 4 Lead 8.79 Pye 713 5 Lead 8.79 Pye 731/25 8.75 R.B.M. A823 plug in 8.75 Rank T20/22 7.12 ITT CVC5/9 8.50 ITT CVC20/25/30 (Mullard) 7.12 ITT CVC45 8.65 Universal 6.00 TV 11 Stick 90 TV 13 1.26 TV 14 1.29 TV 18 1.10 TV 20 1.43	30FL2 1.70 DY802 98 DY86/7 66 ECC81 1.08 ECC82 98 ECC83 1.07 ECC84 80 ECC85 98 ECC88 1.35 ECF80 1.30 ECF82 88 ECH81 1.60 ECH84 1.66 ECL80 84 ECL82 1.30 ECL86 1.99 EF80 95 EF86 2.20 EF183 99 EF184 1.09 EL90 1.75 EL34 3.50 EL84 1.05 EY86/7 68 EY500A 2.25 EZ80/81 5.26 GY501 1.45 GZ34 3.50 KT66 9.75 KT77 8.50 KT88 (alt type) 12.00 PC92 4.50 PC97 1.65 PCC85 85 PCC805 1.40 PCF80 1.00 PCF200 1.35 PCF800 1.38 PCF801 1.13 PCF802 1.12 PCF805 1.80 PCF808 1.63 PCH200 1.45 PCL82 1.20 PCL84 1.20 PCL86 1.09 PCL805 1.92 PCL86 92 PFL200 1.86 PL36 1.87 PL81 94 PL95 2.25 PL95 2.25 6L6GT 3.20 12HG7 2.30 12BH7A 2.75 PL504 1.65 PL508 2.90 PL509/19 5.30 PY80 81 PY500A 2.30 PY800/1 69 UCH81 2.25 UCL83 1.82 LY85 1.35 PL802T 4.00 40KD6 5.30 21LUB 3.00 17DW4A 4.50 3AT2B 5.00 12BY7A 3.75	Testlead Set (AVO Type) 2.20 Degaussing Coil Stick 19.00 Signal Injector 4.00 Electric Circuit Tester 1.50 Probes (x10) or (x1) 10.90 Philips Switchable Probes 13.25 Automatic Wire Strippers 6.95 I.C. Inserters 1.18 Micro Pliers 4.20 Micro Cutters 5.00 Trim Tools Metal Ended 30 Side Cutters sm. 1.20 Long Nose Pliers 1.20 Sm. Neon Screwdriver 40 Quick Set Adhesive (Superglue) 75 Dynascan Tube Reju./testers 40 467 model inc. bases 399.00 470 model inc. bases 299.00 available without bases for 50.00 less	Chimney Kits 86 6" pressed bkt. 55 6" bkt. with kit 1.75 9" welded bracket 1.35 9" bkt. with kit 2.90 Double bkts. 2.79 13.5" Cradle bkt. 2.25 13.5" Cradle with kit 4.25 Std repair pack 1.10 Double repair pack(2) 2.39			
<b>PUSH BUTTON ASS.</b> Hitachi 4 way 12.36 Philips G8 (early) 17.82 Philips G8 (late) 18.97 Philips G11 Tip Switch unrl 26.50 Philips KT3 16.67 Philips KT30 13.22 Pye 6 way (207/715) 18.40 Pye 697 repair kit 10.35 Pye 725-735 (also Red Mk.1) 12.60 Pye 725-735 tuning head with PCB 12.50 Decca 4 way 7.93 Decca 6 way 9.17 Decca 4/6 way conversion kit 17.50 Decca 7 way piano key rep. kit 15.52 GEC 2110 6 way 10.92 GEC 6 way Slim 10.29 GEC/ITT/PYE 7 way 16.67 GEC Conversion kit 16.50 Rank A823 12.36 Rank T20A 11.21 ITT CVC 8/9 (mod) 13.80 ITT 6 way with VCR 8.90 Thorn 8500 6.50 GEC 7 B/P c neons 10.50	<b>SWITCHES/ACCESSORIES</b> On/off gen. purpose 4A 80 G8 on/off metal or plastic 1.98 G11 on/off 1.58 G11 on/off remote 1.58 Rotary on/off gen. purpose 66 ITT CVC5 on/off 1.24 ITT mains switch wity solenoid 4.50 Rank T20 on/off switch 2.50 Rank mains switch with solenoid 4.90 Thorn TX9/10 2.38 Thorn 9/10 2.78 GEC 2040 on/off 2.T. 98 Rank tuner buttons 3 sizes 98 Thorn 3500 A1 beam switch 86 GEC 2110 tuner neons 35 GEC 2110 A1 cont. R/B/G 58	<b>FUSES</b> Quick Blow 1.25" 100ma 73 250ma-500ma-750ma-1A 60 1.5A-2A-2.5A-3A-5A 60 Quick Blow 20mm 100ma, 250ma, 315ma, 500ma, 630ma, 800ma 90 1A, 1.25A, 1.6A, 2A, 2.5A, 3.15A, 5A 60 Mains Fuses 2A, 3A, 5A, 10A, 13A 1.00 Antisurge 1.25" 250ma, 500ma, 630ma, 750ma, 850ma 1.70 1A, 1.25A, 1.5A, 2A 1.70 2.5A, 3A, 5A 2.70 Antisurge 20mm 80ma 4.80 100ma 2.50 160ma, 200ma 2.20 315ma, 500ma, 630ma, 800ma 2.20 1A, 1.25A, 1.6A, 2A 1.30 400ma, 2.5A, 3.15A, 4A, 5A 1.90	<b>SEND FOR A FULL CATALOGUE</b> includes: <b>ARROW STYLI</b> (special dealer packs) <b>UNISEF AUDIO PRODUCTS</b> (illustrated leaflet available)	<b>T.T.L. 74LS SERIES</b> 74LS00 1.12 74LS37 35 74LS92 65 74LS160 90 74LS251 65 74LS02 58 74LS38 35 74LS107 80 74LS162 8.04 74LS257 1.20 74LS03 58 74LS40 35 74LS109 58 74LS163 85 74LS258 95 74LS04 58 74LS42 80 74LS112 50 74LS164 85 74LS259 1.70 74LS05 58 74LS47 85 74LS113 44 74LS165 1.50 74LS273 1.90 74LS08 58 74LS48 83 74LS114 70 74LS173 1.32 74LS283 1.30 74LS10 58 74LS49 33 74LS122 96 74LS174 85 74LS293 1.20 74LS11 58 74LS51 33 74LS123 80 74LS175 85 74LS352 1.40 74LS13 37 74LS54 85 74LS125 85 74LS191 1.02 74LS353 1.40 74LS14 46 74LS55 60 74LS126 60 74LS192 1.30 74LS365 65 74LS15 33 74LS74 65 74LS132 63 74LS193 1.30 74LS366 82 74LS20 35 74LS75 65 74LS138 83 74LS194 75 74LS367 1.67 74LS21 35 74LS76 65 74LS139 65 74LS197 95 74LS368 65 74LS22 35 74LS78 65 74LS151 85 74LS240 2.20 74LS373 1.40 74LS26 44 74LS83 89 74LS155 65 74LS242 2.20 74LS393 1.20 74LS27 35 74LS86 98 74LS156 1.02 74LS243 2.20 74LS370 1.78 74LS30 35 74LS85 39 74LS157 78 74LS244 2.20 74LS32 90 74LS90 1.22 74LS158 65 74LS245 2.30	<b>THORN NEW LIFE TUBES AVAILABLE AT TRADE COUNTER</b> TURBO RECHARGEABLE Screwdriver Kit 22.71 Drill Kit 25.99 Sold. Iron Kit 16.99 Rep. Tips 2.20 Rep. Bulbs	<b>LABGEAR</b> CM7261 Power Unit 12V 11.80 CM7262 Power Unit 12V 12.86 CM7065 VHF/UHF W/B 12V 15.05 CM7066 UHF/W/B 15.04 CM7068 UHF High Gain A/B/C/D 16.74 CM7253 Behind Set (Mains) 14.34 CM7243 Second Set Amp. 13.66 CM7093 Three Set Amp. 24.54 CM7063 Dist. Amp. VHF/UHF 16.83 CM7108 8+1 Dist. Amp. 43.26 CM8700 27mhz CB Suppressor 4.45 CM6011 Outdoor Splitter 7.83 CM9003 Push Sing. Outlet 1.95 CM9010 Push Twin Outlet 2.14 CM9034 UHF Filters A/B/C/D 8.07 CM9033 6way Pass Splitter 10.21 CM7042 TV Games Combiner 3.09 CM9009 Push TV/FM Outlet 3.96 CM9006 VHF/UHF Diplexer 3.37 CM7122 Televista Up. VHF to UHF 38.01 CM7057 Televista Down UHF to VHF 43.06 CM7094 Dist. Amp. UHF/VHF 30.06 CM7274 4 Way Dist. Amp. 21.45 CM7082 UHF/VHF Dist. Amp. 65.69 CM7080/10 UHF NHA 15.71	<b>EXPORT</b> SB11 Splitter 2.37 CS200 Comb/Split 3.94 COB11 Outlet 9.96 CS1000 Conv/Split 4.77 PV1240 power 11.65 UP1300 MHA 9.09 XS2 xtraset 14.46 XS04 4wayDA 22.50 XS4/6 43.13 Diplexers 68 Match Trans 2.83 <b>BACK BOXES</b> Metal Single 45 Metal Double 80 Plastic Single 61 Plastic Double 1.09 <b>Budget Range</b> Outdoor Splitter 6.50 Mast Head amp. 6.50 Power Unit 6.50	<b>WELCOME</b> <b>MULTIMETERS</b> Amprobe Digital Meter AM7 45.00 Amprobe Digital Meter AM9 55.00 Amprobe Volt/Ammeter/Ohmmeter RF3 66.00 Philips Meter 2000 R. per V. 20.71
<b>CAPACITORS</b> Main Replacement Electrolytic Pye 169 (200/200/100/32) 3.74 Pye 691/7 (200/300/350V) 2.97 Philips G8 (600/300V) 2.53 Philips G9 (600/300V) 2.44 Philips G11 (470/250V) 3.19 Philips G11 (7n5 1500V) 1.40 Philips 320 (400/400/200V) 3.02 Decca 30 (400/400/350V) 3.74 Decca 80 (400/350V) 4.37 RBM A823 (2500/2500/30V) 1.83 RBM A823 (600/300V) 3.12 RRI T20A (220/400V) 2.20 ITT CVC 5/9 (200/200/75/25) 3.28 ITT CVC 20 (220/400V) 2.20 GEC 200/200/150/150 2.91 Thorn 1500V (150/150/100/300V) 2.42 Thorn 1500V (12/300V) 35 Thorn 1591/1691 4700/25V 1.32 Thorn 3500 (400/40V) 33 Thorn 3500 (175/100/100/400/350V) 3.06 Thorn 3500 (1000/63V) 95 Thorn 3500 (1100/70V) 95 Thorn 8000/8500 (2500/2500/63V) 3.72 Thorn 8000/8500 (700/250V) 2.55 Thorn 8000/8500 (400/350V) 2.82 Thorn 9000 (400/400V) 3.61	<b>CMOS</b> 4008 Series 4026 1.99 4068 22 4510 76 4539 77 4001 21 4028 64 4070 22 4513 1.68 4543 1.12 4002 21 4029 90 4071 40 4514 1.88 4551 9.6 4008 72 4032 1.04 4072 22 4515 1.88 4553 2.40 4011 31 4035 80 4073 22 4516 76 4554 1.20 4012 21 4038 99 4075 22 4518 76 4556 4.80 4013 30 4040 72 4076 80 4519 64 4556 1.20 4014 74 4042 58 4077 22 4520 75 4560 1.76 4015 76 4043 71 4078 22 4521 1.68 4561 7.4 4016 42 4044 71 4081 22 4522 88 4566 1.20 4017 66 4046 96 4093 49 4526 88 4580 3.60 4018 72 4047 70 4094 1.56 4527 1.20 4581 1.84 4019 70 4049 32 4099 1.20 4528 88 4582 8.0 4020 76 4050 32 4160 72 4529 1.04 4583 1.00 4021 70 4051 72 4161 72 4530 62 4584 4.0 4022 70 4052 72 4162 72 4531 72 4585 8.8 4023 21 4053 72 4163 72 4532 1.00 4597 1.84 4024 50 4060 96 4502 72 4536 2.64 4598 2.40 4025 21 4066 43 4505 1.88 4538 1.04 4599 2.00	<b>TRADE COUNTER OPEN MON-SAT 9am-5pm</b> BBS 1EE. (not Wed pm) THERE IS VAT ON P+P!	<b>HOW TO ORDER</b> ADD 87p per order P+P (U.K.). Heavier parcels e.g. cable, service acids, degassing coils please allow £1.50 P+P (U.K.). Export orders charged at cost (including Em). First Class Mail is used whenever possible. Add 15% VAT to total except where it states zero rate. Bulkier items will be sent by carrier £6.00 + VAT up to 20K (except tubes).	<b>BOOKS AND MANUALS ARE ZERD V.A.T.</b> Goods are despatched on the day we receive your order. If for any reason we are out of stock we will try to inform you as quickly as possible. We try our best to give a speedy, fair and efficient service. V.A.T. invoice on request. Give us a ring - we'll give you service. Please ask if what you need is not listed - we will try to help. Prices are subject to change without notice. In some cases we may have to supply an equivalent.				

CALLERS ALWAYS WELCOME

**P. V. TUBES**  
104 ABBEY STREET, ACCRINGTON, LANCs  
Tel: 0254 36521/32611/390936 BB5 1EE. (not Wed pm)  
Telex: 635562 Griffin G (For P.V.)

TRADE COUNTER OPEN MON-SAT 9am-5pm










HOW TO INCREASE YOUR PROFITS, IMPROVE YOUR SERVICE, WITH COST EFFECTIVE TEST EQUIPMENT.

### HAMEG OSCILLOSCOPES

HAMEG are Europe's top selling **DUAL TRACE OSCILLOSCOPES**. Select from four superb models. All incorporate a useful **COMPONENT TESTER**. Size - all models - 285mm x 145mm x 380mm. Clear display 8 x 10cms. Mains supply 110/125/220/240V AC 50/60Hz. **2 YEAR WARRANTY**

#### HM203-6 20MHz Standard

FREE Securicor Delivery



- SPECIFICATION**
- Bandwidth DC-20MHz
  - Sens. Ch1, Ch2, 2mV/cm
  - Time Base 0.2s/cm - 20ns/cm
  - Trigger DC-40MHz AC, DC, HF, LF, (TV Frame)
  - Active TV Sinc. Sep.
  - Invert both channels
  - Variable hold-off 10:1
  - Calibrator
  - Plus many more features

Price £314.00 + £47.10 V.A.T.  
Including two probes


FREE Securicor Delivery

#### HM204-2 20MHz Multi-function

**SPECIFICATION**


- Bandwidth DC-20MHz
- Sens. Ch1, Ch2, 1mV/cm
- Delay Line
- Time Base 1.25s/cm - 10ns/cm
- Delayed Sweep 100ns - 0.1s
- Trigger DC-50MHz AC, DC, HF, LF, (TV Frame)
- Variable hold-off 10:1
- Overscan LED indicators
- Calibrator
- Plus many more features

Price £418.00 + £62.70 V.A.T.



#### HM205 20MHz Digital Storage

FREE Securicor Delivery



- SPECIFICATION**
- Digital Storage
  - Analogue Real Time (Same as 203-6)
  - Bandwidth DC-20MHz
  - Sens. Ch1, Ch2, 2mV/cm
  - Trigger DC-40MHz AC, DC, HF, LF, (TV Frame)
  - Active TV Sinc. Sep.
  - 100KHz Sample Rate
  - 2x 1K Storage
  - Storage Range, 1ms-5s/cm
  - Variable hold-off 10:1
  - Calibrator
  - Plus many more features

Price £498.00 + £74.70 V.A.T.  
Including two probes


FREE Securicor Delivery

#### HM605 60MHz Multi-function

**SPECIFICATION**

- Bandwidth DC-60MHz
- Sens. Ch1, Ch2, 1mV/cm
- Delay Line
- Delayed Sweep 100ns - 0.1s
- Trigger DC-80MHz AC, DC, HF, LF, (TV Frame)
- Variable hold-off 10:1
- Switchable Calibrator
- Overscan LED indicators
- Plus many more features

Price £583.00 + £87.45 V.A.T.



#### B.K.'s CRT TESTER-REJUVENATOR



Tests and rejuvenates blue, green & red guns separately. Fitted with delta and P.I.L. sockets. Compact size 120x65x60 mm. Supply 240V AC

Price £32.00 + £4.80 V.A.T.

#### B.K.'s REVOLUTIONARY DYNAMIC 'LOPT' TESTER

Revolutionary L.O.P.T. tester. Operates in dynamic mode which actually tests the L.O.P.T. under high voltage conditions without de-soldering or removal. Size 75x100x40 mm. Supply 240V AC

Price £25.99 + £3.90 V.A.T.



#### THANDAR SC110A PORTABLE OSCILLOSCOPE



Price £195.00 + £29.25 V.A.T.

- Full trig. fac. inc. TV frame etc.
- Battery or mains adaptor
- Size 255mm x 148mm x 50mm
- Only 2 1/4" thick
- Fits in a brief case
- Sens. 10mV
- Bandwidth 10MHz

#### ACCESSORIES

Carry Case £6.25 + £0.93 V.A.T.  
Probe £7.50 + £1.30 V.A.T.  
Mains Adaptor £7.30 + £1.09 V.A.T.

#### DIGITAL LCR METER

- LCD Display
- 18 Ranges
- Inductance 1µH - 2H
- Capacitance 1pf - 200µf
- Resistance 1ohm - 20Mohm
- High accuracy



Price £85.00 + £12.75 V.A.T.


#### INSULATION TESTER 500V



- Electronic battery operated
- Measuring Voltage 500V DC
- Measuring Range 0-100Mohm
- Centre scale 2Mohm

Price £65.00 + £9.75 V.A.T.

### LEADER LCT910-A CRT TESTER REJUVENATOR



Price £317.00 + £47.55 V.A.T.

Our top selling instrument is designed to readily test the various characteristics and rejuvenation of both colour and B/W CRT's.

- Tests for shorts and leakage between electrodes.
- Tests cathode emission characteristics.
- Separately checks condition of guns.
- Removal of shorts and leakage between electrodes.
- Checks heater warm-up characteristics.
- Rejuvenation of low emission cathodes with automatic timing.
- Super rejuvenation with manual control.
- Complete with tube base adaptors.
- Size H230mm W330mm D120mm.

### SADELTA FIELD STRENGTH METER TC-402

THE SADELTA FIELD STRENGTH METER TC-402 has been designed to measure the signal levels delivered by the antenna to a TV or FM receiver, in order to test the performance of the antenna and evaluate the best conditions during installation etc. To facilitate measurements, the tuning frequency readout is shown on a digital display.

#### FEATURES

- Covering FM and all TV bands (UHF/VHF) including CATV freq.
- Digital tuning display (3 digits) for direct frequency readout.
- Accurate 10 turn tuning potentiometer.
- Built-in loudspeaker enables monitoring of sound in AM/FM.
- Meter measurement in voltage and dB from 20µV (26dB/µV).
- Continuity tester 0-500 ohms.
- Fully portable (battery).
- Sturdy carry case.



Price £249.00 + £37.35 V.A.T.

### SADELTA COLOUR PATTERN GENERATORS

THE SADELTA RANGE OF HAND HELD COLOUR PATTERN GENERATORS is intended for use in production, installation and service of both colour and monochrome TV sets, video and computer monitors. In order to control and adjust the various parameters eight switchable patterns are provided. The technician has ready access to Laboratory, workshop and field use as the Generator has been designed using the latest micro-technology to achieve truly pocket size instruments. Internal re-chargeable Ni-Cd's. Supplied with 9V power supply charger, Size 131mm x 81mm x 23mm.

#### T.V. PATTERN GENERATOR PAL MC11B UK

- Band IV (21-34)
- Band III (5-12)
- PAL I
- O/Put 10mV into 75ohms
- Sound output

Price £124.95 + £18.74 V.A.T.

#### PAL VIDEO COMPOSITE GENERATOR

- PAL B.G.I.
- O/Put 1V p.p. @ 75ohms
- Audio O/Put 10mV
- Switching 12V @ 4K7ohms

Price £124.95 + £18.74 V.A.T.

#### SECAM VIDEO COMPOSITE GENERATOR


- SECAMB.G.D.K.L.
- O/Put 1V p.p. @ 75ohms
- Audio O/Put 10mV
- Switching 12V @ 4K7ohms

Price £124.95 + £18.74 V.A.T.

#### R.G.B. PATTERN GENERATOR

- O/Put sigs. Pos. RGB
- Neg. Composite
- O/Put TTL 5V P-P
- Blank Pulse etc. CCIR

Price £111.95 + £16.79 V.A.T.



#### DIGITAL THERMOMETER

- Pocket Size
- -50°C to +750°C
- 1°C Resolution
- 0.5" LCD
- Supplied with thermocouple

Price £59.50 + £8.92 V.A.T.

#### 200MHz DIG. FREQ. METER


- Pocket Size
- 8 Dig. LED Display
- Freq. Range 20Hz to 200MHz
- Resolution 0.1Hz
- Sensitivity 10mV

Price £75.50 + £11.32 V.A.T.

#### LEADER HIGH VOLTAGE METERED EHT PROBE

LEADER High Voltage Metered EHT PROBE. Measures up to 40KV DC with safety. Built in meter. Accuracy ±3%

Price £45.00 + £6.75 V.A.T.



Price £23.00 + £3.45 V.A.T. each

The THANDAR TP1 LOGIC PROBE and TP2 LOGIC PULSER are effective and economical tools for checking both TTL and CMOS circuits. TP1 can show 14 different circuit conditions and can detect pulses down to typically 10ns. TP2 can inject a signal directly into a circuit without damaging sensitive components. Together they can stimulate and monitor responses of components 'in circuit', greatly aiding fault finding.



U.K. POST PAID, export enquiries welcome. Visa/Access or cheque with order, payable B.K. Electronics. Official Orders welcome from Govt., Depts., Colleges, P.L.C.'s etc. Large S.A.E. for technical leaflets of complete range. Delivery normally within seven days.



**B. K. ELECTRONICS DEPT. T**  
UNIT 5, COMET WAY, SOUTHEND-ON-SEA,  
ESSEX. SS2 6TR TEL: 0702-527572

**Celtel saves  
you money  
the moment  
you call.**

**NOW STOCKING CELLULAR PHONES**



CALL US NOW ON:  
**0800  
289239**  
Toll Free

CELTEL probably have just what you're looking for in ex-rental TV's & VCR's. And it won't cost you a penny to find out, call us now on our Toll Free number for details.

**CELTEL**

2 BREACH ROAD, WEST THURROCK, ESSEX. Tel: (0708) 861404  
Phone: 0800-289239 (Toll Free)

**SPECIAL  
CLEARANCE  
OFFER**

**BOARD AND TUBE  
NOW ONLY**

**£20** EACH  
Inclusive of VAT  
£3.50 Postage

**Professional  
Monitor  
Drive Board  
& Tube**

This Crofton Monitor Kit comprises a 12" P31 Cathode Ray Tube and Drive Board. The Drive Board requires 12 volts at 1.25 Amp continuous (1.85A surge), separate line, field and video at TTL levels. By the addition of a few standard components this board can be driven from standard composite signals.

The Drive Board has a bandwidth of 24 MHz and is capable of displaying 25 lines of 80+ characters.

This is a professional board and tube as supplied to manufacturers of terminals, and out performs monitors costing many times this price.

A few boards and tubes are also available mounted on a metal frame.

A circuit diagram, together with full instructions, are provided with each board and tube.

You will be absolutely delighted with the performance.

**ALWAYS A SPECIAL DEAL  
AT CROFTONS**

Crofton Electronics,  
"Kingshill", Nextend, Lyonshall, HR5 3SX.  
Telephone: 05448 557

**FIRST IN TUBE REBUILDING TECHNOLOGY  
30AX; 540 SERIES!**

**REDUCED SERVICING COST,  
FIT A DIRECT REPLACEMENT**

**AVAILABLE ONLY FROM CHROMAVAC.  
PRE CONVERGED AS ORIGINAL.  
EXTERNAL MULTIPOLE UNIT NOT REQUIRED.**

**QUALITY  
REBUILDS**

**SPECIAL  
OFFERS  
ON  
INLINE**

**Get on the hot-line today!**

LOOK! AT NO EXTRA COST **061  
30AX PRE CONVERGED 681 2959**

**most types of Inline Re-builds or  
new ex-stock** PRICES SUBJECT TO  
GLASS EXCHANGE

**Delta Rebuilds**

Up to 19" ..... £28  
Up to 22" ..... £30  
Up to 26" ..... £34  
110° up to 22" ..... £34  
110° up to 26" ..... £38  
Low focus ..... +£2  
A47 342 New ..... £28  
17FHP New ..... £30  
470EHB New ..... £30  
Delta only. Less 5% 5+

**Inline Rebuilds**

Up to 22" ... From £40  
Up to 26" .. From £45  
A56-540x ..... £56  
A66-540x ..... £58  
Bonded Coil ..... +£5

ALL SIZES OF NEW AND  
REBUILT MONO TUBES  
AT COMPETITIVE PRICES

**IN LINE TYPES (NOT REBUILDS) PHONE RE STOCK POS.**

*Please enquire types not listed*

370 HFB-A37-590 ..... £50	AXT 56-001 ..... £67
370 HUB ..... £50	670 CZB ..... £80
AXT 37-001 ..... £50	A66-540 ..... £110
420 CSB ..... £50	420FSB ..... £60
420 EDB-A42-590 ..... £50	
420 EZB ..... £50	
420 ERB ..... £50	
470 KUB ..... £50	
510 UFB/A51-590 ..... £67	
510 VSB ..... £67	
AXT51-001 ..... £67	
560 DYB-560 DTB ..... £67	
560 EGB ..... £67	
560 CGB ..... £67	
560 DMB ..... £67	

**New Sony Tubes Certain  
types below list**

MIN. CARRIAGE £5  
£10 if glass collected.  
**TERMS**  
Cash with order  
ALL PRICES  
EXCLUSIVE OF VAT

**NOTE**  
Surcharge  
without  
exch. glass.

★ WE PURCHASE SURPLUS STOCKS  
OF INLINE TUBES: ALSO A56/  
66 - 510/540 ETC. OLD GLASS.  
DELIVERY: By return on all stock items.

**THE COMPANY WHO PUT HIGH STANDARDS FIRST**

**CHROMOVAC**

CHROMAVAC LTD., PUMP STREET,  
HOLLINWOOD, OLDHAM OL9 7LR

Ask for Mr Butterworth ON: 061-681 2959

# CENTRAL

T.V. & VIDEO WHOLESALERS LTD.  
BIGGEST SELECTION – KEENEST PRICES

FERGUSON  
MECHANICAL  
WORKING FROM

**£65**

V  
H  
S

ELECTRONIC WORKING from £110  
ELECTRONIC VIDEOS,  
INFRA RED REMOTE CONTROL £125

PLEASE BRING YOUR OWN TEST TAPE

MANY MORE LATE VIDEOS IN STOCK

FERGUSON – 3V35/3V45/3V30/3V29/3V23/3V24/3V22/3V16 ETC

PLUS PANASONIC – HITACHI – J.V.C. – AKAI

SHARPS – PHILIPS – GRUNDIG – TRIUMPH – MITSUBISHI

LARGE SELECTION OF BETAMAX VIDEOS

## SPECIAL PRICE

WE HAVE PROBABLY THE BIGGEST STOCK OF THORN TV's IN THE  
SOUTH OF ENGLAND

WORKING 26" TELETEXT from **£60** inc HANDSET

PLUS WORKING FULL REMOTE from **£40**

WORKING 22" REMOTE TV's from **£25**

★ COLOUR PORTABLE WORKING from **£60** ★

PHILIPS K30, KT3, G11 – TELETEXT/REMOTE

G11 FROM £18 – G8 FROM £5

PLUS ITT – GEC – BUSH – JAPS – DECCA ETC

ALL WITH EXCELLENT CABINETS

GRADE B TELEVISION  
VIDEO – AUDIO & HI FI

HITACHI – FERGUSON  
VIDEO HEADS IN STOCK

FURTHER DETAILS  
RING NOW!

ALL PRICES BASED  
ON QUANTITY &  
SUBJECT TO 15% VAT

EXPORT  
ENQUIRIES  
WELCOME

**01-807 4090**

**01-884 1314**

CENTRAL, Cedar House, Nobel Road, Eley Estate, Edmonton N18

N.B. PLEASE TAKE NOTICE THAT WE ARE NOT CONNECTED WITH M/S HUSSAIN, CENTRAL



£1 BAKERS DOZEN PACKS

Price per pack is £1.00.\* Order 12 you may choose another free. Items marked (sh) are not new but guaranteed ok.

- 1. 5-13 amp ring main junction boxes
2. 5-13 amp ring main spur boxes
3. surface mounting light switches
...
316. 1-round pin kettle plug with moulded on lead

MULLARD UNILEX AMPLIFIERS

We are probably the only firm in the country with these new in stock. Although only four watts per channel, these give superb reproduction.

CAR STARTER/CHARGER KIT

Flat Battery! Don't worry you will start your car in a few minutes with this unit - 250 watt transformer 20 amp rectifiers, all parts with data £15 case £4 p&p £2

VENNER TIME SWITCH



Mains operated with 20 amp switch. One on and one off per 24 hrs. repeats daily automatically correcting for the lengthening or shortening day.

SOUND TO LIGHT UNIT



Complete kit of parts of a three channel sound to light unit controlling over 2000 watts of lighting. Use this at home if you wish but it is plenty rugged enough for disco work.

12 volt MOTOR BY SMITHS

Made for use in cars, etc. These are very powerful and easily reversible. Size 3 1/2" long by 3" dia. They have a good length of 1/4" spindle

25A ELECTRICAL PROGRAMMER

Learn in your sleep. Have radio playing and kettle boiling as you wake - switch on lights to ward off intruders - have a warm house to come home to. You can do all these and more.

THIS MONTH'S SNIP

400 Watt Mains Isolation Transformer 230 volts in 230 volts out. Supplementary 10 volt winding for voltage adjustments. Toroidal construction makes it most compact. Regular price £40. Our price only £10.00 + £2 post.

MAKING SUNBEDS?

CHOKE AND STARTER for 6" 1000ua tube £2, post £1 for 1 or 50p each in quantity. TUBE HOLDERS Canopy type spring loaded, 4 pairs for £1, 100 pairs £20, 1,000 pairs £150, post paid.

TANGENTIAL HEATERS

We again have very good stocks of these quiet running instant heat units. They require only a simple case, or could easily be fitted into the bottom of a kitchen unit or book case etc.

FANS & BLOWERS

Woods extractors: 5" £5 + £1.25 post, 6" £6 + £1.50 post, 4" x 4" Muffin equipment cooling fan 115V £2.00, 4" x 4" Muffin equipment cooling fan 230/240V £5, 5" Planair extractor £5.50

IONISER KIT

Refresh your home, office, shop, work room etc. with a negative ION generator. Makes you feel better and work harder - a complete mains operated kit, case included.

TELEPHONE BITS

Master sockets (has surge arrester - ringing condenser etc) and takes B.T. plug £3.95, Extension socket £2.95, Dual adaptors (2 from one socket) £3.95, Cord terminating with B.T. plug 3 metres £2.95

MINI MONO AMP

Fitted volume control and a hole for a tone control should you require it. The amplifier has three transistors and we estimate the output to be 3W rms. More technical data will be included with the amp. Brand new, perfect condition, offered at the very low price of £1.50 each, or 13 for £12.00

J & N BULL ELECTRICAL (T) 250 PORTLAND ROAD, HOVE, BRIGHTON, SUSSEX BN3 5QT

MAIL ORDER TERMS: Cash, P.O. or cheque with order. Orders under £20 add £1 service charge. Monthly account orders accepted from schools and public companies. Access & Bcard orders accepted. Brighton 0273 734648. Bulk orders: write for quote.

OVER 400 GIFTS YOU CAN CHOOSE FROM

There is a total of over 400 packs in our Baker's dozen range and you become entitled to a large free gift with each dozen pounds you spend on these packs. A classified list of these packs and our latest 'News Letter' will be enclosed with your goods, and you will automatically receive our next news letter.

£2 POUNDERS\*

- 2P2 - Wall mounting thermostat, high precision with mercury switch and thermometer
2P3 - Variable and reversible 8-12V psu for model control
2P4 - 24 volt psu with separate channels for stereo made for Mullard UNILEX
2P6 - 100W mains to 115V auto-transformer with voltage tappings
2P8 - Mains motor with gear box and variable speed selector. Series wound so suitable for further speed control
2P9 - Time and set switch. Boxed, glass fronted and with knobs. Controls up to 15 amps. Ideal to program electric heaters
2P10 - 12 volt 5 amp mains transformer - low volt winding on separate bobbin and easy to remove to convert to lower voltages for higher currents
2P12 - Disc or Tape precision motor - has balanced rotor and is reversible 230V mains operator 1500 rpm
2P14 - Mug Stop kit - when thrown emits piercing swawk
2P15 - Interrupted Beam kit for burglar alarms, counters, etc.
2P17 - 2 rev or minute mains driven motor with gear box, ideal to operate mirror ball
2P18 - Liquid/gas shut off valve mains solenoid operated
2P19 - Disco switch-motor drives 6 or more 10 amp change over micro switches supplied ready for mains operation
2P20 - 20 metres extension lead, 2 core - ideal most Black and Decker garden tools etc.
2P21 - 10 watt amplifier, Mullard module reference 1173
2P22 - Motor driven switch 20 secs on or off after push
2P24 - Clockwork operated 12 hour switch 15A 250V with clutch
2P26 - Control resettable mains operated 3 digit
2P27 - Goodmans Speaker 8 inch round 8 ohm 12 watt
2P28 - Drill Pump - always useful coupled to any make portable drill
2P31 - 4 metres 96 way interconnecting wire easy to strip
2P32 - Hot Wire amp meter - 4 1/2" round surface mounting 0-10A - old but working and definitely a bit of history
2P34 - Solenoid Air Valve mains operated
2P38 - 200 RPM Geared Mains Motor - 1" stack quite powerful, definitely large enough to drive a rotating aerial or a tumbler for polishing stones etc.
2P43 - Small type blower or extractor fan, motor inset so very compact, 230V
2P46 - Our famous drill control kit complete and with prepared case
2P47 - Telephone ringing unit reduces mains to 50 volts and changes frequency from 50 Hz to 25 Hz to give right ringing tone
2P49 - Fire Alarm break glass switch in heavy cast case
2P51 - Stereo Headphone amplifier, with pre-amp
2P55 - Mains motor, extra powerful has 1 1/2" stack and good length of spindle
2P62 - 1 pair Goodmans 15 ohm speakers for UniLex
2P64 - 1 low bladed fan 6 1/2" with mains motor
2P66 - 1 2kw tangential heater 115V easily convertible for 230V
2P67 - 1 12v-0-12v 2 amp mains transformer
2P68 - 1 15v-0-15v 2 amp mains transformer
2P69 - 1 230v-0-230v 500VA 50Hz 50/60 Hz mains transformer + £1 post
2P70 - 1 E.M.I. tape motor two speed and reversible
2P72 - 1 115V Muffin fan 4" x 4" approx. ex computer
2P75 - 1 2 hour timer, plugs into 13A socket
2P82 - 9v-0-9v 2 amp mains transformer
2P84 - Modern board with press keys for telephone redialler
2P85 - 20v-0-20v 1/2A Mains transformer
2P88 - Sangano 24 hr time switch 20 amp S.H.
2P89 - 120 min. time switch with knob
2P90 - 90 min. time switch with edgewise engraved controller
2P95 - 13A socket on satin chrome plate very superior G.E.C.
2P97 - mains transformer 24v 2A upright mounting
2P98 - 20m 4 core telephone cable, white outer
2P99 - 500 hardened pin type staples for telephone cables
2P101 - mains transformer 15v 4A upright mounting
2P105 - capillary type thermostat adjustable for air temperatures with 10A o/s switch
2P107 - membrane keyboard, telephone type superior plug in type
2P108 - mains motor with gear box giving 110rpm
2P109 - 5" wide black adhesive pvc tape 33m, add £1 post if not collecting
2P111 - I-TT line output unit
2P112 - 6 volt 200MA Voltage regulated PSU for 13 amp socket
2P113 - 9 volt 200MA Voltage regulated PSU for 13 amp socket
2P114 - 12 volt 200MA Voltage regulated PSU for 13 amp socket
2P116 - front end with tuning capacitor and F.M. circuitry
2P118 - 30rpm mains motor with gearbox
2P119 - Under carpet switch mat for burglar alarm etc.


LIGHT CHASER KIT

Motor driven switch bank with connection diagram, used in connection with 4 sets of X-mas lights makes a very eye catching display for home, shop or disco. only £5 ref £5.66.

£5 POUNDERS\*

- 5P1 - 10 volt submersible pump complete with a tap which when brought over the basin switches on the pump and when pushed back switches off, an ideal caravan unit
5P2 - Sound to light kit complete in case suitable for up to 750 watts
5P3 - Silent sentinel ultra sonic transmitter and receive kit, complete
5P5 - 250 watt isolating transformer to make your service bench safe, has voltage add, taps, also as it has a 115v tapping it can be used to safely operate American or other 115v equipment which is often only insulated to 115V. Please add £3 postage if you are in the south of England as a heavy item.
5P6 - 12V alarm bell with heavy 6" gong, suitable for outside if protected from direct rainfall. Ex-GPO but in perfect order and guaranteed.
5P15 - Unselector 5 pole 25 way 50 volt coil
5P18 - motor driven water pump as fitted to many washing machines
5P20 - 2 kits, matchbox size, surveillance transmitter and FM receiver
5P23 - miniature (supr. 2 1/2" wide) tangential blow heater, 1.2kw
5P24 - Vamp motor, ex computer, 230v, mains operation 1450rpm. If not collected add £3 post
5P25 - special effects lighting switch, Up to 6 channels of lamps can be on or off for varying time periods
5P27 - cartridge player 12v, has high quality stereo amplifier
5P28 - gear pump, mains motor driven with inlet and outlet pipe connectors
5P32 - large mains operated push or pull solenoid, Heavy so add £1.50 post
5P34 - 24V 5A toroidal mains transformer
5P35 - modern board from telephone auto dialler, complete with keypad and all keys
5P37 - 24 hour time switch, 2 onoffs and clockwork reserve, ex. Elec. Board loading up to 50A. Add £1 post
5P41 - 5" extractor fan, very quiet runner sh. grid 12 mths.
5P45 - pack of 6 cooker clock switches
5P46 - telephone extension base in black case, ex-GPO
5P50 - box of 20 Infra red quartz glass enclosed 360w heating elements
5P51 - 200w auto transformer 230v to 115v toroidal
5P52 - mains transformer 26v 10A upright mounting, add £2 post
5P54 - mains motor with gear box, final speed 500rpm
5P58 - ARMSTRONG STEER-A-MAT B.L.C. and S. AM
5P60 - DC Muffin type fan 18w to 27w, only 3w
5P61 - drill pump mounted on frame, coupled to mains motor
5P62 - 2/2kw tangential blow heater, add £1.50 post if not collecting
FP69 - Fluorescent light box for viewing PCBs or can be used for shop window sign





# TELEVISION

## EDITOR

John A. Reddihough

Please note that the telephone numbers below are for contact with the advertisement departments only. Editorial enquiries should be sent to the editor at the address given on page 441.

## ADVERTISEMENT MANAGER

David W.B. Tilleard  
01-261 6671

## SECRETARY

Janet Reeve  
01-261 6671

## CLASSIFIED ADVERTISEMENTS

Pat Bunce  
01-261 5942

## ADVERTISEMENT COPY AND MAKE-UP

Ron Scorey  
01-261 6035

## COVER PHOTO

This month's cover photograph shows the innards of the Sharp VC9300 videocassette recorder – well some of them anyway. See article on page 466.

## OBSCURE BRANDS

Readers have asked about two more obscure 14in. colour portables, the Harwood and the Lincoln 35C. Does anyone know of a source of service data and/or spares?

## WIZARD-SONY

Wizard Distributors were quoted in our TV/VCR Spares Guide (April issue) as being official distributors of Sony spares. We have been asked by Wizard and Sony to point out that this is incorrect. Wizard do stock and sell Sony parts, but these are sold on from official Sony distributors.

## Value Added

What do you do when profits begin to slide – sharply? It's a question that will have been exercising the management of all those well-known and seemingly invincible Japanese electronics goods (and other products) manufacturers over the last year or so since the value of the yen started to rise sharply in relation to the dollar. One answer of course is increased off-shore production. We mentioned Aiwa's move to Singapore on this page last month. Other Japanese consumer electronics manufacturers have been taking similar, if not quite such drastic, steps recently. One likely beneficiary is the UK. Sony for example has just announced a £30m investment programme for its Bridgend plant. When the programme has been completed in 1990 production capacity will be more than doubled to over half a million sets a year, including for the first time small-screen colour sets. So what's bad news in Japan could be good news elsewhere. Major Japanese consumer goods manufacturers long ago adopted a policy of establishing off-shore production facilities close to large markets, amongst other things as a form of insurance against the adoption of protectionist policies by major importing countries. Hence the fact that all major Japanese consumer electronics manufacturers have plants in N. America: they will doubtless have been increasing their investment in such plants recently. The same policy has been adopted by the S. Koreans, which is relevant to Samsung's decision to go ahead with the development of a microwave oven/VCR/TV plant on Teesside.

There's been some criticism of the practice of Far Eastern manufacturers setting up assembly lines in Europe and N. America. It's been termed screwdriver investment, since the technical know-how and research and development remain back at headquarters. While some concern over this is justified it's nevertheless better to have such plants than nothing at all, and one has to bear in mind that most of what they produce has been developed in Japan anyway. One solution to this conundrum is the joint venture concept, where European/N. American/Japanese firms link in joint investment projects to develop and manufacture goods.

Apart from off-shore production, what other courses of action are available to Japanese manufacturers? One policy is the value-added approach – to develop, manufacture and sell more sophisticated products that provide a better profit margin. We are already seeing the implementation of this policy as more sophisticated models begin to appear on the market. There have for example been several announcements recently of VCRs incorporating new and more advanced features. They include Toshiba's machine with a field store memory to provide off-air as well as off-tape still pictures; an Hitachi machine that incorporates picture-in-picture, the monitor displaying a second, smaller picture from a second channel or video source in addition to the main one; and Panasonic's announcement of a VCR with bar-code programming. In due course such things will doubtless come to be regarded as standard features in the way that we now expect freeze frame, slow motion, forward and reverse search etc. as a matter of course.

It's not only a matter of more sophisticated versions of existing products however, but also of new systems. The digital audio tape system has already been launched in Japan, with models from Aiwa, JVC, Matsushita, Sharp and Sony now on sale there. Models are likely to appear in the N. American and European markets before long. The only thing that's held DAT back of course has been controversy over the implications of duplicating material from compact discs. Various approaches to this problem have been suggested, and in the nature of things some compromise will doubtless be adopted before long.

Another system that's put in an appearance recently is the compact video disc. This is a rather curious concept: why should anyone want a brief video programme? It seems however that the main emphasis here will be on the pop music market. The CD-V discs that have been demonstrated so far have contained programme material consisting of twenty minutes of audio and a five minute vision/sound "clip". The discs themselves present no problems since similar CD and LaserVision discs are already in production: players able to handle various types of audio/video discs are already either available (not in the UK at present) or under development. A major push is expected at the Chicago Consumer Electronics Exhibition later this year. It will be interesting to see whether the idea catches on.

We can, then, expect to see an increasing flow of new products offering new features and possibilities. The technology is already there – chips, digital signal processing, more advanced tapes and so on. It's now more a matter of exploiting this technology to provide new production and marketing opportunities.

## CORRECTIONS

We've been having trouble with part numbers recently. The correct part number for the timer panel ceramic filter in the Ferguson 3V23 VCR is 01X0-033-926. The part number quoted in Service Bureau, December 1986, is for the complete panel. The correct part number for the Philips Magic Mirror (Market Place, March 1987) is 395 37209, not 395 37198 which is for a headband mirror. In the article on Sony KV1810 GCS conversion, February 1987, the knee of the line output transistor's collector waveform was referred to in the text as the turn-on instead of the turn-off area (page 254, line below Fig. 9). Our apologies for these slips.

# Long-distance Television

Roger Bunney

Following the very active tropospheric opening during end January/early February the rest of the month provided very little by way of DX-TV signals. Meteor scatter propagation produced some short signal pings, tropospheric propagation ceased altogether, there was less auroral activity than usual and only a few Sporadic E signals provided some brighter moments in an otherwise bleak month. The approach of April should see an increasing incidence of SpE propagation. Hopefully by the end of the month there will have been at least one good opening – we used to consider such an opening as a good omen for the coming season, from mid-May onwards. The February SpE log from the few reports received at the time of writing is as follows:

6/2/87 NRK (Norway) ch. E2, 4; SR (Sweden) E4; TVE (Spain) E4.  
8/2/87 TSS (USSR) R1.  
12/2/87 TVP (Poland) R1; RUV (Iceland) E4.  
15/2/87 NRK E3.  
16/2/87 CST (Czechoslovakia) R1.  
17/2/87 ORF (Austria) E2a.  
19/2/87 TVP R1.  
20/2/87 SR E2.

Meanwhile in Australia the SpE season has been slowly decaying, though there have been some excellent catches. Anthony Mann for example has received confirmation of his reception of Quezon City, Philippines ch. A2 (system M) in Perth, Western Australia on September 14th last: the transmitter has an output of 40kW which, fed to a 10dB gain aerial, produces an e.r.p. of 400kW. We also hear that Malaysian ch. E2 TV sound (53.75MHz) has been monitored in New Zealand at a distance of some 5,000 miles – on December 12th last. Other signals received by Anthony Mann have included Indonesia ch. E4 and Samoa ch. A2. His reception of the Philippines ch. A2 coincided with reception of Malaya ch. E2 in Sydney.

Several letters have been received from overseas about the BBC proposal for a "TV World Service". No decision has been made so far on this proposal. The service would be intended for cable networks and would depend on the availability of satellite transponders. The idea is to provide

half-hour programmes consisting of news and topical interest items on a five days a week basis.

## News Items

**Low Countries:** A third service, NOS-3, is to start in Holland on April 1st 1988. The name of the Belgian BRT (Flemish) network is to be changed to VRT. Two commercial TV networks are to be set up in Belgium, one serving the French-speaking south of the country and the other the Dutch-speaking north. This would end the present state monopoly in TV broadcasting.

**Norway:** The first local TV stations have now come into operation. Details are as follows: Bergen ch. E45 50W; Smors ch. E48 10W; Geitanuken ch. E51 10W.

**Finland:** The Swedish first programme is now being transmitted from Aland on ch. E28 with 600kW e.r.p.

**Satellite TV:** We understand that the Premiere, Lifestyle, Arts, Sports and Children's Channels will be transmitted using the MAC system from the end of the year. TV5 is now being transmitted using PAL entirely. Comex Systems, Comet House, Unit 4, Bath Lane, Leicester LE3 5BF have introduced a sync processor unit for use with satellite TV receivers (and also for baseband video use in DX applications). It's apparently suitable for use with the Filmnet service that employs a degree of scrambling. Retail cost of the unit is £143.75 including VAT.




## Amateur TV

Certain items previously supplied by Solent Scientific, which is not at present trading, are now being supplied by the Worthing and District Video Repeater Group, Toftwood, Mill Lane, High Salvington, Worthing, Sussex BN13 3DF. The range at present consists of a 23cm (1.3GHz) ATV receiver-converter kit, a 1W f.m. TV transmitter, a 16in. diameter dish and a CCIR pre-/de-emphasis kit. The plan is to extend the range. Please send a stamped, s.a.e. with any enquiries.

The Bristol FM-TV Group, 15 Witney Close, Saltford, Bristol BS18 3DX has introduced an 18-element Yagi aerial that provides a gain of around 10dBd in the 23-24cm band. The price is £12.50 if the aerial is collected, £14.75 by post in the UK. The array is 0.92m long and has a rear stub mast mounting.

Europe now has its own international ATV organisation EATWG (European Amateur Television Working Group). It has been formed to "promote and protect the interests of ATVers" and to represent the ATV case to such organisations as the IARU.

We commented recently on ATV activity within the Australian u.h.f. TV broadcasting spectrum. As a result of the move of Australian Band II TV stations to u.h.f.



Variations on a theme. Left: The NOS (Holland) FUBK pattern with identification. Centre: Czechoslovakian "DDK 1" FUBK pattern received in Holland on ch. R36 during last October's tropospheric opening. Photos from Ryn Muntjewerff. Right: RTM (Morocco) FUBK test pattern received in France on ch. E4 by M. Dubernat.



the Department of Communications has indicated that the 580MHz ATV repeaters may lose their licence.

### New EBU Listings

**W. Germany:** Quartier Napoleon (Berlin) ch. E31. This 85kW/17.8kW (horizontal) transmitter is operated by the French Forces (GMFB). It uses System G SECAM, i.e. with 5.5MHz f.m. sound, the same as in East Germany.  
**France:** Troyes ch. E29 200kW e.r.p. horizontal (TV6); Rennes-Saint-Pern ch. E31 100kW e.r.p. horizontal (TV6); Rennes-Saint-Pern ch. E34 100kW e.r.p. (TV5).  
**Poland:** A report from another source mentions that the Warsaw ch. E27 TVP-2 transmitter is now operating at 10kW e.r.p. A co-sited ch. E51 transmitter operating at 2kW is broadcasting the TSS-1 service (USSR first programme) for the local Soviet Forces.

### Tandy VHF Radios

Though an increasing number of DX-TV enthusiasts are now purchasing multi-standard TV sets, and hence enjoying both sound and vision reception during appropriate conditions, it's possible to retain the advantages of narrow-bandwidth vision operation and still receive good quality sound – by employing a radio receiver covering the appropriate frequency ranges. This of course calls for rather more physical dexterity. We recently received a copy of the 1987 Tandy US catalogue which lists four portable radio receivers that cover Bands I/III (their chs. A2-6 and A7-13). One of them also covers the u.h.f. chs. A14-83. If you happen to be visiting the USA, or have friends there wanting to send you a present, the following are worth considering:

**Model 12-613.** Covers the two v.h.f. TV bands. Hand/pocket portable set operated from a 9V battery. \$30.

**Model 12-648.** Covers m.w., 88-108MHz f.m. plus Bands I/III. Large portable operated from a 6V battery. \$40.


**Model 12-780.** Covers 54-88MHz, 88-108MHz, 108-175MHz and 175-230MHz. Large portable (case 11in. long) operated from a 6V battery. Known as the Portavision 50. \$60.

**Model 12-781.** Covers Band I, Band III and the u.h.f. TV bands. Large portable for 6V battery operation. \$70.

Apart from the pocket portable these sets can all be operated from a 117V a.c. supply as well. I've personally owned a Portavision 50. As a general all-round v.h.f. receiver and for SpE Band I reception (its System M coverage includes the OIRT Band II) I found it to be an excellent unit. Tuning is via a slide rule (similar to the UK Realistic DX65). Tandy even feature a stereo tuner/amplifier for Band I/III/u.h.f., at \$140. They're also into TVRO at 4GHz, with a 10ft diameter dish, LNBs, etc. The address is Tandy/Radio Shack, Export Department, 500 One Tandy Centre, Fort Worth, Texas 76102, USA.

### High-Pass CB Filter

R.F. interference is a continual problem for those of us interested in receiving low-level v.h.f./u.h.f. signals. Unfortunately these weak signals fall outside the DTT's terms of reference, which means that the DXer has either to tolerate the problem or adopt his own methods of minimising it. There are many sources of interference, and the use of high-gain, wideband head amplifiers makes matters worse. When the CB fad started in the early 1980s it soon became obvious that many operators were using illegal imported a.m. rigs from the USA, generally employing a.m. or s.s.b. The subsequent UK CB regula-



# SALORA

**MULTI-STANDARD  
PAL/SECAM COLOUR  
TELEVISION  
£339.00**

Salora Technology from Scandinavia introduces the very latest in design and technology for their new compact portable Multi-standard TV. This receiver incorporates virtually all the facilities YOU need to suit your European/Worldwide travels – or for TV-DXing. The SALORA 15L30 is a 15" low consumption (35w) full square tube (FST) high definition colour TV with SCART socket for Video/Audio input & output, fully infra-red remote control with a 30 channel memory, full coverage tuner (VHF, UHF + in between cable channels).

The basic 15L30 is offered with System I (for UK), System B/G (for Europe) and System L (for France & Luxembourg) plus automatic PAL/SECAM switching, together with automatic sound switching between the various systems. Extra facilities can include Video/Teletext; NTSC; 12/24DC volt operational package. (SAE for detailed leaflet.)

As appointed Salora agents specialising in Multi-standard TV/Video systems, Aerial Techniques offer professional service with the backing of 20 years experience in foreign TV reception. A wide and varied selection of Aerials, Amplifiers, Filters, Rotators, hardware and associated accessories are all shown in our comprehensive Catalogue at 65p.

**SALORA 15L30** 15" screen PAL/SECAM Multi-standard colour TV covering Systems B/G/L with infra-red remote control unit ..... **£339.00**  
 Teletext option package ..... **£29.95**  
 12/24 volt DC portable/mobile option package ..... **£29.95**  
 NTSC video input module option package ..... **£32.00**

NB All options fit internally and either are automatic or remote control unit switching. The above prices are inclusive of VAT, Carriage (fully insured) is £8.75 for delivery to any mainland UK address, other areas and Eire p.o.a.

**OTHER MULTI-STANDARD TVs AVAILABLE – GRUNDIG P40-242/90MS & P55-245/90MS, JVC CX006B, C-140KM, C2155KM, AV-200B, 7755GB and many others.** Send large SAE + 24p stamps stating exact requirements.

**AERIAL TECHNIQUES** provide a complete and comprehensive consultancy service for ALL TV/FM queries and problems, for domestic, fringe and DXing. (SAE with all enquiries please.)

ACCESS & VISA orders welcome.

Delivery approx. 7-10 days



**AERIAL TECHNIQUES (T)**  
11, Kent Road, Parkstone,  
Poole, Dorset, BH12 2EH. Tel: 0202 738232.



## TV LINE OUTPUT TRANSFORMERS

PRICES INCLUDE VAT & CARRIAGE

TRANSISTORS, IC's, ALSO STOCKED.

<b>BAIRD:</b> 8290, 8752, 8773, 8180	12.00	<b>ITT:</b> VC200 to VC402	9.20
<b>RANK BUSH MURPHY</b>		CVC1, CVC2 (FORGESTONE)	11.50
A774 with stick rectifier	9.78	CVC5, CVC7, CVC8, CVC9, CVC20	10.35
A816, T16, T18, Z712, Z715	10.35	CVC25, CVC30, CVC32, CVC45	9.20
T20, T22, T26, Z179, A823	11.50	CVC800, 1100, 1150, CVC40	P.O.A.
Z718 Basic unit	13.50	CVC1200, 1204, 1210, 1215, 2600	P.O.A.
<b>DECCA:</b> 1210, 1211, 1511	11.50	<b>PYE:</b> 169, 173, 569, 368	9.20
1700, 2001, 2020, 2401, 2404	9.20	CT200, CT200/1, CT213	10.35
CS1730, 1733, 1830, 1835	9.20	725-731, 735, 737, 741	9.78
30, 70, 80, 90, 100, 120, 130	9.20	<b>PHILIPS:</b> 170, 210, 300	9.20
<b>FERGUSON, THORN:</b> 1590, 1591	9.20	320 series	9.78
1690, 1691, built in rect.	9.78	TX, T8, TX2, TX3 mono	P.O.A.
1600, 1615, 1700, 1790	P.O.A.	G8 and G9 Series	£9.20
3000, 3500, 8000, 8500, 8800	P.O.A.	KT2, KT3 series	9.20
9000, 9200, 9300 series	12.00	CTX G11, K30, K4, K40, split diode	P.O.A.
9500, 9600, 9650 series	10.99	<b>BINATONE:</b> 9909, 9860, 9488	P.O.A.
9800, TX9, TX10, TX90, TX100	P.O.A.	DORIC Mk3, Mk1	11.50
<b>MOVIESTAR</b> 3781, 3787, 8180	12.00	<b>SONY</b> KV 1400, 1612, 2000	P.O.A.
TX10 focus unit	10.87	<b>GRUNDIG:</b> most models in stock	
<b>FIDELITY:</b> FTV12 mono	10.35	<b>NORDMENDE:</b> 8290, Z206, Z306	P.O.A.
ZX2000 ZX3000	16.43	<b>SANYO:</b> 5101, 5103, 7118, 7130	P.O.A.
<b>G.E.C.</b> 2047 to 3135 mono	9.20	<b>SHARP:</b> C1851H, C2051H, 1405	P.O.A.
1201H, 1501H, 2114, 3133, 3135	9.20	<b>TOSHIBA:</b> C800, C800B	P.O.A.
DUAL & SINGLE hybrid col.	10.00	<b>TANDBURG:</b> 190, CTV2, CTV3	P.O.A.
SINGLE STD solid state	12.00	<b>TELEFUNKEN:</b> most models in stock	
SINGLE STD split diode	P.O.A.	<b>HITACHI:</b> 1471, CPB260, 2501	P.O.A.
<b>INDESIT:</b> 24EGB, 12LGB, 12SGB	10.35	<b>AMSTRAD:</b> CTV2200, CTV2210	P.O.A.
<b>WINDINGS</b>			
<b>TYNE:</b> main winding	6.80		
<b>RBM:</b> T20, T22, T26, Z179	6.33		
<b>WALTHAM:</b> W125 eht winding	2.37		
<b>WALTHAM:</b> W190, W191 eht coil	6.00		
<b>KORTING:</b> hybrid winding	6.90		
<b>THORN:</b> 8000, 8500, 8800 eht	6.70		

Delivery by return of post.

**Tidman Mail Order Ltd.,**  
236 Sandycombe Road,  
Richmond, Surrey TW9 2EQ.  
Approx. 1 mile from Kew Bridge.

Phone: 01-948 3702  
Mon-Fri 9 am to 12.30 pm &  
1.30-4.30 pm  
Sat 10 am to 12 noon.

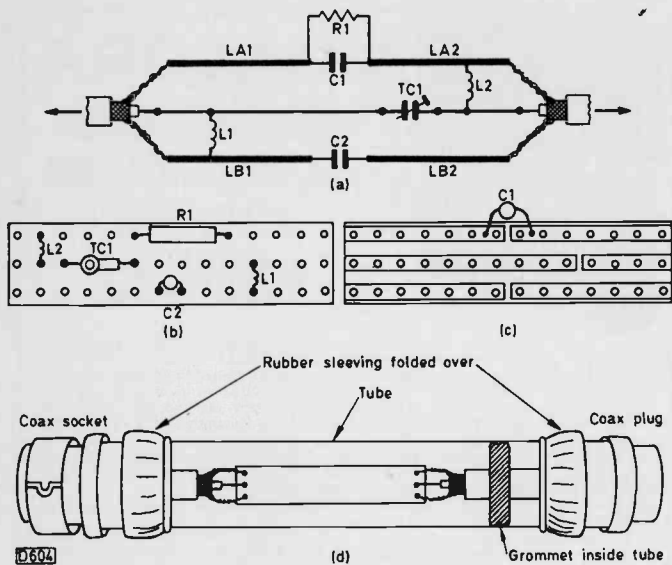


Fig. 1: CB filter devised by Len Smith. (a) Circuit, (b) component side of board, (c) track side, (d) filter housing. The filter is built on a 14-hole, 3-strip piece of Veroboard with 0.1 matrix and is housed in a 3in. long, 0.5in. inside diameter soft-drawn aluminium tube. Six inches of low-loss coaxial cable and a one inch length of 0.5in. rubber sleeving are required – also an 0.5in. grommet. Terminate with a 75Ω coaxial plug at one end and a 75Ω coaxial socket/plug at the other. Stripline inductors LA and LB consist of part of the Vero copper tracks covered with solder. L1 and L2 consist of six turns of 26 s.w.g. e.c. wire wound on an 1/8in. drill. C1 is 10pF, C2 5.6pF, TC1 2-10pF and R1 either 120kΩ or 150kΩ.

tions laid down stringent conditions on transceiver design and harmonic radiation but those imported a.m./s.s.b. rigs are pretty poor when it comes to harmonic radiation. As a result we get interference at 54MHz ( $2 \times 27\text{MHz}$ ), often made worse by the use of wideband linear amplifiers (“burners”) that lift the signal from typically 10W to some 30-50W. Highly illegal, but equally highly popular. The PO Radio Service could often be induced to take enforcement action in cases of direct harmonic radiation, or alternatively direct negotiation with the operator might ease matters (assuming that the operator is known).

Such radiation was reduced to very low levels with the advent of legal CB. Even so the combination of a Band I aerial, a high-gain wideband amplifier and a local CB operator can cause problems. The amplifier can be driven into non-linearity/overloading, the saturated amplifier then spreading the CB signal over a very wide bandwidth. This is one reason why masthead amplifiers should be avoided in Band I: if problems arise after installation it's difficult to add filtering prior to the amplifier's input.

There are several CB filters on the market. Most tend to be u.h.f. pass, braid-break types giving high attenuation of Band I frequencies. AKD, well known in amateur radio circles, make a range of filters, including those for DTI use. The PO high-pass filter type FS38A gives high attenuation (30dB) below 40MHz and a rapid changeover to minimal loss in Band I. It can be obtained at times from aerial suppliers.

Len Smith of Waterlooville, South Hampshire has some fourteen CB operators living within four roads of his home. Interference in Band I and upwards can affect all DX-TV signals at his location. Details of the filter he designed to deal with the problem are given in Fig. 1. Though we've not ourselves had a chance to try it out Len tells us that he now has a clean Band I and upwards TV

spectrum. The filter is housed within an isolated (isolated from the screen of the coaxial cabling, i.e. floating) tube and makes use of a piece of Veroboard to form stripline inductors. Trimmer TC1 is adjusted for minimal CB breakthrough – and that completes the filter!

We'd be interested to hear from other filter designers, and about interference problems and solutions generally.

### From our Correspondents . . .

Cyril Willis took the opportunity to test a newly acquired 2in. Casio v.h.f./u.h.f. TV set while flying back from a recent holiday in the Canary Islands. The flight reached 42,000ft. French Band III/u.h.f. TV was visible soon after take off and most channels were full of signals throughout the whole flight, though on programme apart from four TV de Galicia u.h.f. channels. UK signals were visible some 800 miles out.

Robert Copeman (Victoria, Australia) has received a pirate TV station on ch. A3 radiating the call sign “NBC-3 Nunawading Broadcasting Commission” with colour bars and electronically generated identifications. Pirate f.m. activity on an irregular “amateur” basis is apparently very popular there. NBC-3 was logged on January 30th: programmes started at 2000 local time.

Fraser Lees has kindly identified the “Televerket” caption shown in the March column. It's in fact “Telemarket” and originates, on ch. E2, from a private Italian station operating in the Rimini area (the telephone number gives this away). Many low-budget Italian stations transmit such marketing programmes to fill up time, often selling single second-hand items offered by viewers. With RAI now closing down many of its v.h.f. relays the channels are quickly snapped up by private broadcasters which once on air will rarely switch off their transmissions – during non-programme periods a test pattern/computer graphic is left on to maintain occupation of the channel! There are also many f.m. radio links now operational in the 50MHz band. Due to the general chaos TV-DXing at v.h.f. can be difficult if not impossible in Italy.

The “TKCI 3” test pattern shown in the March column has been identified by John Tellick as originating from the Intervision switching centre at Prague, Czechoslovakia. The initials stand for Technical Co-ordination Centre for Intervision.

Can anyone help Nicholas Brown of 30 Cymbeline Way, Rugby, Warks CV22 6JY who is seeking the loan of a recorded BBC-2 programme called “Window on the World – The Story of Europe's TV”, broadcast on October 30th 1986. Either a VHS or Beta tape would do. Please write to Nick directly.

Gareth Foster has recently returned from a holiday in Malaysia and has kindly forwarded a locally recorded VHS tape of signal activity in Singapore. I was surprised by the high level of teletext, both information and advertising. The PM5544 test pattern is of course all too popular. Three local programmes in Singapore use chs. E5, 8 and 12. The ch. E8 programmes feature Mandarin Chinese speech, the others being primarily in English. The three services are RTM1, RTM2 (both v.h.f.) and TV3 (Band III/u.h.f.). There are three programme services generally available in Malaysia. Speech is mostly Malay though English, Chinese and Tamil language programmes are broadcast from time to time. Gareth returned with a “DX Antenna Co.” wideband Band I/II/III aerial with a gain claimed to be within 3.5-7.5dBd and a front-back ratio from 8-19dB. The cost was only £19. It will soon be gracing the Twickenham skyline!

INSTALL YOUR OWN SYSTEM AND SAVE

# SECURITY

MODULES ACCESSORIES KITS

**NEW**

## "PASSIVE INFRA-RED INTRUDER DETECTOR RP33"



- 12 metre detection range.
- Size only 80 x 60 x 40mm.
- 24 Detection zones.
- Wide 85° coverage.
- Switchable LED indicator.

This advanced new intrusion detector operates by detecting the body heat of an intruder moving within the detection field. The use of a dual element pyroelectric sensor means that changes in ambient temperatures are ignored, thus providing a stable and reliable performance. Easily installed in a room or hallway, the unit will provide effective detection of any intrusion. Operating from a 12V supply and consuming only 15mA, it is ideal for use with the CA 1382, CA 1250 or any equivalent high quality control unit. Supplied with full instructions, its performance compares with detectors costing more than twice the price.

**£23.95**

+ V.A.T.

## CA 1382 An advanced control unit with automatic loop testing.



- Fully automatic siren re-set
- Audible entry/exit warning.
- Alarm Sounded memory.
- 2 separate loop inputs + 24hr circuits.
- Built-in electronic siren.
- Easily installed, full instructions supplied.

This latest control panel provides effective and reliable control for all types of security installations. Its advanced circuitry checks the loop circuits every time it is switched on, preventing incorrect operation. Using a simple 'on/off' key switch, it is easily operated by all members of the family. In addition it provides 24 hr. personal attack protection. Housed in a steel case, it is supplied with full operating instructions.

**Only £44.95 + VAT**

Available in kit form with fully-built electronics, £39.95 + V.A.T.

## Digital Ultrasonic Detector US 5063

**only £13.95 + VAT**

- 3 levels of discrimination against false alarms
- Crystal control for greater stability
- Adjustable range up to 25ft
- Built-in delays
- 12V operation

This advanced module uses digital signal processing to provide the highest level of sensitivity whilst discriminating against potential false alarm conditions.

## Individual Enclosure SC 5063

**only £2.95 + VAT**

Suitable metal enclosure for housing the ultrasonic module type US 5063. Supplied with the necessary mounting pillars and screws etc.

## Control Unit CA 1250

**Price £19.95 + VAT**

This tried and tested control unit represents the finest value for money in control systems providing the following features:

- Built-in electronic siren drives 2 loud speakers
- Provides exit and entrance delays together with fixed alarm time
- Battery back-up with trickle charge facility
- Operates with magnetic switches, pressure pads, ultrasonic or IR units
- Anti-tamper and panic facility
- Substituted output voltage
- 2 operating modes full alarm anti-tamper and panic facility
- Screw connections for ease of installation
- Separate relay contacts for external loads
- Test loop facility

## 500W Quartz Halogen Floodlight FL 500

**£14.95 + VAT**

Whilst intended for security lighting applications, this unit is suitable for lighting patios, pathways and gardens etc. Supplied complete with 500W lamp, priced only £14.95 + VAT. Protective grill, £1.95 + VAT.

## Lighting Controller DP 3570

**only £13.95 + VAT**


This versatile module provides timed switching of loads up to 3A for pre-set times between 10 secs and 5 mins, the timed period being triggered by the opening or closing of an external loop or switch. The built-in 12V 250mA power supply is available for operating external sensors. Priced only £13.95 + VAT. Suitable plastic enclosure £2.85 + VAT.

## HW 1250 - Enclosure & fixings for CA 1250

**only £9.50 + VAT**

This attractive case is designed to house the control unit CA 1250, together with the appropriate LED indicators and key switch. Supplied with the necessary mounting pillars and punched front panel, the unit is given a professional appearance by an adhesive silk screened label. Size 200 x 180 x 700mm.

## Infra-red System IR 1470



**only £25.61 + VAT**

Consisting of separate transmitter and receiver both of which are housed in attractive moulded cases, the system provides an invisible modulated beam over distances of up to 50ft operating a relay when the beam is broken. Intended for use in security systems, but also ideal for photographic and measurement applications. Size 80 x 50 x 35mm.

## SAMPLE OF OUR WIDE RANGE OF ACCESSORIES

- AL 243 - Automatic Light Switch Switches 3A at 240V - £4.30.
- VS 39 - Vibration Contact - £2.30.
- IS 128 - Miniature 12V Siren provides 100db output - £6.95.
- SL 157 - Siren Module - £2.15.
- HS 588 - 5 1/2" Horn Speaker for use with control unit, siren module etc. - £6.25.

The above prices are plus V.A.T.

**Complete systems from only**

**£39.95**

+ VAT

For full information of systems and accessories, send or call for details.

## RISCOMP LIMITED

Dept. TV75

51 Poppy Road,  
Princes Risborough,  
BUCKS. HP17 9DB.

Tel: (084 44) 6326



Order by 'phone or mail or call at our showroom and see

### UNITS ON DEMONSTRATION

Monday to Friday 9.00 - 5.00 p.m.  
Saturday 9.00 - 1.00 p.m.

Please add 15% VAT and 75p P&P to all UK orders  
Export no VAT - postage at cost

# SOUTHSIDE TV

**NOW OPEN  
IN THE PORTSMOUTH  
SOUTHAMPTON  
AREA**

**FOR SALE  
OF TOP QUALITY  
EX-RENTAL TELEVISIONS  
AND VCR'S**



**LOCKSHEATH  
(04895)  
77251**

**FOR FURTHER INFORMATION**

## UPDATING COURSES

HIGH PERCENTAGE OF PRACTICAL WORK INTENDED FOR QUALIFIED SERVICE ENGINEERS.

### VCR SERVICING

(3 WEEKS FULL TIME)

**NEXT COURSES START ON  
MAY 11th & JUNE 29th 1987 -  
TUITION FEE £575**

### MICROCOMPUTER SERVICING

(ONE WEEK FULL TIME)

**NEXT COURSES START ON  
JULY 20th, JULY 27th & AUGUST 3rd -  
TUITION FEE £250**

*Unemployed may be eligible for new JTS grant support.*

Further details from:  
**LONDON ELECTRONICS COLLEGE**  
(VC Dept.), 20 Penywern Road, Earls Court,  
London SW5 9SU  
Tel: 01-373 8721



# The Return of Madame Martine

Les Lawry-Johns

Some while back I wrote about a seaside fortune teller who warned me about the blue tant. I mentioned that a while later I delivered a new set to a customer who was a friend of mine. As we were watching the golf the colour faded out – Bob didn't notice this as his hero was in a bunker. I related that I'd traced the fault on the decoder panel and that it turned out to be due to a blue tant. Time passes, and alas poor Bob has passed on. But the memory remains. Last Saturday as I was working on a set on the bench an old girl came in. She looked at me and I had this feeling I'd seen her before.

## Good fortune is coming

"You've a lucky face. Good fortune is coming to you."

"It's about time" I commented.

"Be patient" she said, "good things are worth waiting for."

"I've been waiting for years dear, and I'm still scratching a living mending these things."

"Give me your hand and put a five pound note on it. I will reveal all."

I looked at her hard. "I have to work to earn five pounds. Often for a bloody long time. You want five pounds for a couple of minutes' waffle?"

"It's not waffle: it's the truth and you'll see later on."

It dawned on me whom I was talking to. The blue tant lady. Oh dear. I whipped a five pound note from the till. She whipped it from my hand like lightning. She then grabbed my hand and traced lines down it to my wrist.

"You've a long life and a happy one. It wasn't always so. You were unhappy some years ago but that's behind you. You're happy now and good fortune is coming to you soon."

"As soon as it came to you?" I queried.

She gave me an impatient look. "Now screw thirty pounds up and put it on your hand. I'll put the crystal ball on it."

I scraped around until I had found thirty pounds and screwed it up as I was told. She stroked my hand.

"Now you wouldn't begrudge me that small amount, would you?"

"Oh yes I would" I snapped. "You've already conned me for a fiver. Make do with that."

Her attitude changed immediately. "You're mean, that's what you are. Begrudging an old woman an honest living. You'll regret it."

Just then Phil came in and she started on him. He too parted with a fiver and she told him he'd marry a girl with an M and an L in her name. Phil's loved one is called Sarah. Oh well. How easily we part with our hard earned cash. Seeing that she wasn't going to get any more she departed, saying as she went "beware the white cap".

The next witch on the scene was Honey Bunch.

"You dozy oafs, parting with a fiver each to that old hag. She can't tell fortunes but she seems to be able to grab them off fools like you two. I can tell fortunes better than she can any day of the week."

She can too. Sometimes when she holds something of mine she can say what's going to happen next, and she's always right. But I don't want any of you lot calling here to have your fortunes told. If you do I'll be the one to tell them.

## Universal triplers

Do you remember me telling you about Keith from Pompey who called to bring me some scan coils I didn't need after all? While he was here I sold this chap a universal tripler to fit to his CVC30 and told him to join the diode and earth leads together to the earthy side of the focus control. The right and proper thing to do . . . with the ITT set. Keith had commented that the tripler wouldn't last long connected that way and I'd wondered why.

Well the other day I had a call-out to fix a G8. It needed a tripler and I didn't have the G8 one with me, so I dug out a universal tripler and trimmed the leads, soldered the cap on, etc. I joined the diode and earth leads together and soldered them to the clip. On switching on there was a humming noise and very little e.h.t. The new tripler was getting hot. I switched off and clipped through the diode lead. Everything then came on fine and I felt daft. You see I'd always fitted the original Philips type tripler in a G8, never having had to use a universal one before.

When I got back to the shop I looked up the leaflet and it clearly tells you to trim off the diode lead and insulate. Connecting the diode and earth leads together on the G8 had meant that the clipper diode had no load. Sorry Keith, I was right about the ITT, but wrong about some of the others. I didn't know the G8 was amongst them. I'm amazed at the things I don't know. And a little bit ashamed.

## Washers

A set fitted with the Philips CTX chassis came in the other day – I think it was the E version. The chopper transistor was faulty so I fitted another without trouble and checked around to see whether there was a cause for the chopper's demise. There was. The line output transistor was short-circuit. I decided to use a BU508A but found that the original transistor didn't use an insulating washer, being solid plastic. So I had to fit a washer in order to use the BU508A. Why's this worth mentioning? Restricted space, that's why. I had to use a pair of tweezers to fit the transistor and washer in position – the gap between the line output transformer and the side wall is about half an inch. The chopper needed the same treatment, but in this case there was plenty of room.

Talking about washers, the rubber ones used in the Ferguson TX100 chassis are beginning to give trouble. Apparently they tend to puncture, probably due to slight irregularities in the surface of the transistor or the heatsink. I thought I'd pass this on to you in case you have one of these sets and are puzzled by the transistor being all right but an obvious short being present.

## The white cap

I know you thought the white cap would probably be an 0.47 $\mu$ F, 1kV type living in a CVC5 or something like that. Well you were wrong. It lived on the head of a pretty girl who, believe it or not, popped into the shop to tell me I'd

a lucky face and would live a long time and would have good fortune. She looked at Phil and asked him to go away. She then said in a low voice "don't trust that man, he's after your business."

I called Phil back and we had a bit of a laugh. Phil said to the girl "you don't happen to know Madame Martine by any chance?"

The girl looked sort of funny and replied "she's my grandmother and told me this gentleman was generous. You are dear, aren't you?"

"Sorry dear but this drain on my hard earned cash is

getting a bit much. Would you take a couple of quid and clear off like a nice girl now?"

"That won't help me. I need folding money."

"Well you'll have to clear off without then and leave me to earn my dishonest living."

"It's only he who stopped you giving me a tenner. I know. I'll see you again."

And she went, white cap and all, leaving me a little uncertain and a little bit angry at the way some people expect to be able to make a living. I suppose I'll have a lot of bad luck now . . .

# Servicing Mechanical VCRs

## Part 3

Mike Phelan

In conjunction with the pinch roller the capstan drives the tape along the tape path at a constant speed. It forms part of the drive train, and a rather important part at that. Due to the critical mechanical tolerances it can give a lot of trouble.

### Capstan Drive System

Fig. 1 shows the capstan drive system in detail. The motor is mounted in an inverted position below the deck, with the pulley protruding above. A short flat belt goes from this pulley to the relay pulley, which runs in ballraces. The lower part of this pulley drives the capstan flywheel via a flat belt: it also provides the power for the reel idlers, via a square section belt. We'll deal with the latter part of the mechanism in a later article.

The capstan itself consists of a hardened, ground steel spindle which is pressed into an alloy flywheel - see Fig. 2. The spindle runs in a sintered bronze bush and to form a lower bearing there's a polypropylene plug in the retaining strap on which the rounded lower end of the spindle runs. A plastic oil fence is pushed on to the spindle above the bearing to prevent oil from the bearing creeping up the capstan spindle and getting on to the tape.

There are one or two slight differences here between models. The original 3292 capstan ran in ballraces and had no lower bearing. In the 3V16 the lower bearing is in the form of a plate rather than a strap, to carry the PCB with the capstan servo tacho printed coil. This is why the other models appear to have a few spare pillars on the deck. With the exception of the 3V16 the machines have two magnets in the flywheel rim and a pickup head on the deck chassis, the servo being a simple speed control system which compares the capstan speed with a crystal frequency (Models 3V00/3V22) or a tuning fork (Model 3292).

### Solenoid Operation

It may be worth mentioning that the portable Model 3V01 (an excellent though heavy machine) employed a very similar deck mechanism, the main difference being the way in which the stop solenoid operates. On the mains models the stop solenoid and the pinch solenoid (except for the 3292) have two windings. One consists of a few turns of thick wire and is supplied with a short, heavy current pulse to pull in the armature. The other winding consists of many turns of fine wire and is subsequently energised to hold in the solenoid. This arrangement

avoids the need to pass a heavy current through the solenoid for any length of time. Even this system would not be really suitable for a portable machine however, as the power required to operate the stop solenoid under stop-start conditions would load the battery excessively.

The solution adopted with the 3V01 is to have a small solenoid with one winding and allow the inertia of the flywheel to do the work! The flywheel rim is castellated, and when the stop solenoid operates the pivoted armature engages with the castellations. The flywheel rotation moves the armature at right-angles to its original direction of travel and operates the stop mechanism. Similar in fact to the autostop arrangement on many audio tape decks. Later portables use a permanent magnet as a hold for the solenoids.

### The Pinch Roller

The pinch roller is another very important part. It consists of a rubber covered brass tube with a tiny ballrace within. The circumference is ground to extremely fine tolerances. Fig. 3 shows the way in which the pinch roller is attached to a steel pin mounted on the pinch roller lever. The loading mechanism moves this lever almost into position, the final movement being provided by the solenoid. Except, that is, for the 3292: this model has no pinch roller solenoid, the roller being moved fully into position by the mechanism, the pause key pulling it back against a spring.

### Routine Maintenance

Most of the components mentioned here form part of the regular maintenance schedule. All the belts should be removed and cleaned and if necessary replaced. Clean the pinch roller (it's safer to remove it first). Don't use any downward pressure when removing or replacing the pinch roller screw - the lever is easily bent and this can give rise to all sorts of problems. Clean all the pulley surfaces, paying special attention to the brass part of the relay pulley - this seems to have a greater affinity for belt material! To remove the capstan belt it will of course have been necessary to remove the lower bearing strap or plate. This will enable you to remove the capstan assembly - take care that the oil fence doesn't get mislaid.

Clean the capstan spindle and apply *one* drop of oil near the bottom. You'll have to clean it again after replacing it, in case any oil has been picked up during its passage through the bearing. On the 3V16 you'll also have

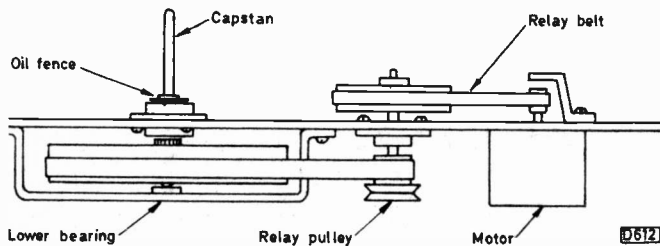


Fig. 1: The capstan drive system.

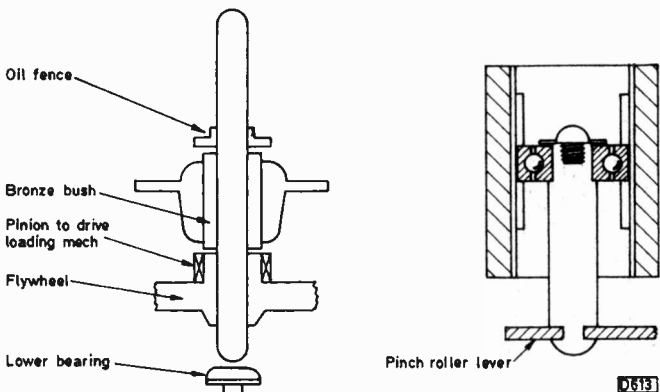


Fig. 2 (left): The capstan (Model 3292 differs).

Fig. 3 (right): The pinch roller.



Fig. 4: Different relay pulleys.

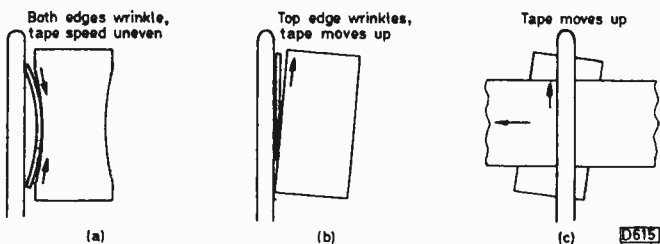


Fig. 5: Pinch roller problems (exaggerated).

to centre the tacho PCB. There's a special tool for this, but if you align it visually with the recess in the flywheel you won't be far out.

Don't oil the relay pulley or pinch roller: as the races are sealed, this would be a complete waste of time.

### Problems

The capstan motor will need replacement at some time during the life of the machine. This is less critical on the non-freeze frame models, but as the upper bearing is exposed it has a tendency to gather dust and become noisy or seize up. This can usually be repaired – see our previous series on electric motors. The correct motor must be fitted on the 3V16 – some motors that appear to be identical physically will give poor performance in the slow-motion and still modes. This can be a baffling fault: it's due to the motor armature being too heavy. The still and slow modes rely upon the tape being moved in several increments until a control pulse reaches a set position, the

drive being determined by the pulse. The wrong motor makes it impossible to achieve this.

One curious fault is caused by the oil fence not being pushed right down. If it's high enough to contact the tape the servos will go berserk! When refurbishing a second-hand machine search for this little part if it's not in place – it can end up in some unlikely spots to cause trouble.

The relay pulley can be forgotten unless the bearings become noisy – in this event replacement is the only cure. There are two types of relay pulley (see Fig. 4) as the belt arrangement in the Mk. III deck is different.

The capstan can be bent as a result of rough handling. Observation while running will show this up. A more common result of dropping the machine is that the lower bearing strap is bent by the weight of the flywheel. As a result the pulses from the pickup head will be intermittent or absent. Don't forget that these heads can develop an intermittent open-circuit.

The capstan bearing occasionally becomes dry, causing tape flutter.

### Pinch Roller Troubles

The worst part of this show is the pinch roller, though it's only fair to say that the problems are generally due to mishandling. These problems are of three types: misalignment in either the plane of tape travel or at right angles to it, and wear.

We'll consider wear first. The tape wears the roller which eventually develops a cotton-reel shape – see Fig. 5(a). As a result the edges of the tape are pushed together, causing wrinkling of the edges. This in turn modulates the control pulses with the "wrinkle frequency", typically about 0.5Hz, giving horizontal movement of the picture. Diagnosis is by laying the roller on a flat, opaque surface, or better still a mirror. No daylight should show through. Once again replacement is the only cure.

Fig. 5(b) and (c) show what happens when the pinch wheel lever gets bent. The 3292 doesn't suffer much in this respect as the lever is cast rather than being a steel pressing. Both planes of bending have a similar effect and make the tape travel up or downhill. The condition shown in Fig. 5(b) can be checked by pushing the roller towards the capstan and looking for daylight when they are in light contact. Straighten the lever carefully by hand. This type of misalignment tends to wrinkle the tape by attempting to drive one edge faster than the other. If the pinch roller leans in the direction of tape travel – Fig. 5(c) – the tape will tend to move up or down. This effect is obvious when the back tension pole is pulled back, relieving the back tension – this is the pole on the left of the deck, attached to a lever with a brake band at its end. With no back tension there should be no perceptible movement of the tape up or downwards for say ten seconds.

### The Pinch Solenoid

The pinch solenoid is relatively trouble free. Don't oil it as this will eventually cause sticking, as will any spillage that penetrates the mechanism here. The long lever that moves the solenoid is especially prone to this due to its great area of contact with the baseplate. Sluggish solenoid action (a pause before it engages) can sometimes be traced to an intermittent after-loading switch. This is the rearmost of the two microswitches near the solenoid.

Next month we'll be looking at the loading mechanism.

# Letters

## VINTAGE RENTALS

I must correct an error in your March leader. You state "the rental company's sets were its trade stock so no purchase tax was involved". This was not so. I was in the TV rental business and we had to pay P.T. when we bought the sets.

Northampton was a fringe area, and the cheap Sobell and similar sets were insensitive, lacked good flywheel sync and a.g.c. and were pretty poor performers. They were also not very reliable, proving once again that you get what you pay for!

Rental certainly made good sense for most people – we had 81 12in. GEC sets out on rent in 1953 and had to change 140 tubes in the first eighteen months. We then converted to Mullard tubes and had no further c.r.t. trouble.

When colour came along the most unreliable sets we had were the Bush ones which had an average fault rate of 16 times per annum, mainly due to faulty i.c.s. The KB sets were about the most reliable of the UK produced ones.

A big difference with the present day is the fact that in the fifties and early sixties one in every four sets we purchased had to be repaired before sale – we even had one set with a wire missing. Today's sets, which can be taken straight out of the box and plugged in without repair or adjustment, were then just a dream.

*R.S. Turner,  
Northampton.*

## INTERFERENCE TO VCRs

Many thanks to A.R. Lloyd of Plymouth for his observations on interference to VCRs. The main consideration in my article was with the more difficult to eradicate kinds of interference that emanate from r.f. sources such as radio amateurs, emergency services and broadcast transmitters. Radiation from TV receivers can indeed be removed by the simple expedient of placing an aluminium foil sheet beneath the set. Close off-air channel patterning can also be easily cured by shifting the r.f. converter's frequency – removal of the aerial lead from the VCR will provide a good clue.

These are fairly simple things to sort out and form the most common types of disturbance to the picture. When these basic and often effective cures fail to produce results more clues have to be sought and the covers have to come off. Interference to VCRs from radio transmitters is more common than many people realise – ask anyone who lives near Daventry, Brookman's Park, Droitwich or Moorside Edge! Field strengths of 60V/m are common within 500 yards of the masts.

Recent VCRs with metal bottom and top covers that overlap a good deal are much less affected by interference pick-up. I'm currently testing an RS Components RFI/EMI paint spray on earlier plastic-cased machines: the results have been very encouraging.

*J. LeJeune,  
Nottingham.*

I think that A.R. Lloyd has been very lucky not to have had interference problems of the type described by J. LeJeune. I've a Ferguson 3V29 and an Hitachi TV set.

The receiver can easily handle adjacent signals, e.g. Dover ch. 50 and Sudbury ch. 51. The nearest signal I have here to the VCR's output is Sudbury ch. 41, so I've no trouble with co-channel interference. Everything normally works well but I sometimes have interference on the picture in the playback mode. It looks rather like the s.w. interference we used to have in the fifties on sets with low i.f.s. Removing the aerial from the VCR usually stops the trouble. Connecting an earth to the VCR's metal base plate makes the trouble much worse.

*Alex Clapton, B.Sc.,  
Ipswich, Suffolk.*

## RECYCLING COMPONENTS

Many of your readers will like myself have rescued scrap logic boards full of 74Ls and linear chips. Removing these chips for reuse by conventional means, i.e. desoldering bolt and pump or desoldering braid, is well nigh impossible without damage or destruction of the items you're trying to save. Anyone with a hot-air type of paint-stripping gun might like to try the following method however. It works well even with double-sided boards. A word of warning though: before you start, make sure you're wearing a pair of safety spectacles – solder splashes are a real hazard.

Mount the scrap board vertically in a vice so that you have access to both sides – a "Workmate" type bench is ideal for this. Grip the chip by its ends with a pair of vice grips or similar and heat the print side of the board with the gun. Don't put too hard a grip on the i.c., and give the heat time to melt the solder. Gently rock the grips: when the solder has melted the chip will come away from the board with very little effort. The first chip will take an interminable time to come free, but if the next one you decide to remove has received some of the heat used on the previous one the time taken will be considerably reduced.

After a few chips have been removed the "something for nothing" urge will take over and you won't be content until you're faced with a bare board. Use a low-wattage soldering iron to remove any bits of PCB tracks left on the chips, and straighten up the legs.

The heat from the gun doesn't seem to affect the chips adversely. I've found that over ninety per cent of the devices removed in this way have been o.k. The other ten per cent are usually damaged physically by over-zealous application of the vice grips.

Happy junking!  
*Alastair J. Downs,  
Edinburgh.*

## MAINS ISOLATION FOR MONITORS

In your March issue P.J. Dinning contributed an article on using opto-isolators to overcome the problems of mains isolation when converting a commercial CTV set to a cheap RGB data monitor. The article was a follow-up to my earlier one in the August 1986 issue.

I'm in full agreement with P.J. Dinning that picofarads are present between the primary and secondary windings of a mains transformer and that data corruption can occur when fast transients are present on the mains supply. When considering what form of mains isolation to adopt, i.e. opto or inductive, I gave careful thought to the physical fixing arrangements and the need to maintain a high standard of wiring, bearing in mind that many commercial CTV chassis use a bridge rectifier across the



mains input and are at half-mains potential with a very low input impedance. The use of a suitably rated transformer for isolation, with correct earthing to ground physical, must be regarded as an extremely safe method and good practice.

C.R.T. flashover would be less likely to cause data corruption if a low-impedance discharge path is correctly wired to ground physical.

Regarding expense, I've seen suitable transformers advertised recently in the magazine for less than £20 – approximately the equivalent of four suitable optoisolators and discrete components. Whether a 500VA rated transformer is necessary depends on the power supply used in the chassis to be modified. When a switch-mode circuit is used it may not be necessary to use additional mains isolation. This would have to be looked at very carefully.

I'm pleased to see your readers being given several options for modifying older types of chassis – all methods have their pros and cons.

*Brian Webb,  
Havant, Hants.*

### EXCLUSIVE AGENCIES

I thought the bad old days of exclusive agencies were over – but I was wrong. Needing a special component for a CVC801 I sent my order on headed notepaper with a cheque to ITT Consumer Products Ltd. Back it came with a letter to say that they could supply spares only to agency accounts and invited me to order through my nearest agent ten miles away. I've obtained spares without any problems from almost every other TV manufacturer – British, German and Japanese. If they can all do it, I wonder what makes ITT different? The irony is that the firm I was asked to order from now employs no qualified TV engineers – it puts its repair work out to independent engineers like me!

*L.P. Watkinson,  
Telesonic Services, Holsworthy, Devon.*

### SONY FAULT FINDING GUIDES

In your reference to the Sony Fault Finding Guides in the March issue (Teletopics) you say that the books have been based on our spares computer records. This is incorrect and I feel could be misleading to any engineer considering the purchase of these guides. The information has been amassed from service repair data gathered from our Service Centres throughout the UK and Europe. As a result we've found that the information presented gives a very high statistical probability of correct fault location. Finally the guides are available from our Spare Parts department at Thatcham, not the Service Department.

*Mike Nicholls, Technical Publications,  
Sony (UK) Ltd., National Operations Centre,  
Pipers Way, Thatcham, Newbury, Berks RG13 4LZ.*

### THE FIDELITY CTV14

Having just read Les Lawry-Johns' comments on the Fidelity CTV14 in your March issue I feel compelled to write in. I've encountered Fidelity sets on only three occasions, my experiences being briefly as follows.

In the first set the line output transformer and chopper transistor were short-circuit. When these were replaced the result was an e.h.t. flashover to the scan coils via a pinhole in the glass beneath the coils. The tube had obviously caused the fault which had by now blown

several expensive chips, transistors, etc. Set written off.

Defective line output transformer insulation in the second set caused corona discharge and tripping. The customer decided to buy a new set as he was unwilling to pay for a new transformer.

In the third set the line output stage tuning capacitor was open-circuit (split open). The result was excessive e.h.t. and flashover to the scan coils, as a result of which the following went short-circuit: the line output transistor, the chopper transistor, the field, sound and i.f. chips . . . etc. The set was just out of guarantee and was written off.

A sorry tale of woe.

*M.J. Darby,  
Coventry.*

### VINTAGE MAINS SUPPLIES

Chas E. Miller's article on vintage mains supplies (March issue) took me back to the thirties era of radio. Major setmakers supplied models for odd supplies, with 25 and 100Hz transformers. I believe some went to places where collieries supplied the power. Most d.c. supplies seemed to be of the three-wire type – the third wire gave half voltage. I worked in Aldershot, Hants where we had a 220V d.c. supply for lighting, but our rotary converter for accumulator charging had a 415V d.c. input, 7.5V d.c. output. A.C. sets were run on d.c. to a.c. converters. These were motor-generators, a popular version being the electro-dynamic type. This was a portable, rubber-mounted, steel-cased unit. It was quiet and efficient.

A stock fault with mixed supplied was a burnt out mains transformer due to d.c. being applied. My home town, Windsor, was also d.c. then. This reminds me of an occasion in the Castle's furniture stores. A large radiogram owned by the late Duke was abused in this way by workmen hoping to get the racing results.

Younger readers may think that a live chassis is peculiar to TV sets. Not so. It was found with a.c./d.c. radio sets in the UK in the mid-thirties. The sets of the day were unfused, had single-pole mains switches and were fed from bi-pin plugs. It was usual for an earth and an outside aerial to be connected – no ferrite rods then. The earth sockets on these sets were a hazard on a.c. supplies. Isolated by means of an 0.1µF capacitor they could pack a punch. I once took a junior out on a call and remember him saying "this earth's no good" as he withdrew the rod from the soil. His yells as the a.c. shook him belied his comment. Even then we suffered from the Wally, with earth leads being taken to meat skewers in flower pots.

Other ancients will remember the Ferranti chassis with i.f. trimmer screws at the rear, irresistible to handymen. Later on came the radio with a heater ballast mains lead which would be shortened by smart-arse types, thus destroying the valve chain.

My experience with vibrators was only in early car radios, where the hash could drown out weak signals. But just before McMichael became Sobell I had the chore of minimising hash in a radio for the technical director's yacht. I learnt a little about earth loops.

*William Harrison,  
Windsor, Berks.*

### PUSH-BUTTON TUNER WANTED

Can any reader supply me with a push-button tuner in good condition for a GEC 2040/2041 colour TV set?

*Mike Mills, 34 Garton Road,  
Sydenham, London SE26 5HD.*

# Rapid TV Fault Diagnosis

George Wilding

Three factors contribute to rapid TV fault diagnosis. First, an assessment of the probable cause prior to making any tests. Secondly, meter tests designed to pinpoint the faulty stage. Thirdly, checks to eliminate as quickly as possible all likely defective components.

## Transistor Defects

So far as transistors are concerned line and RGB output types exhibit by far the greatest incidence of complete junction breakdown. With RGB output transistors tube flashover is the most common cause of failure, giving the loss of one colour symptom. Largely due to the lower working and flyback voltages involved, field output transistors have a much better service record. After some years of service the high-voltage and/or high-current transistors used as series regulators or electronic filters can develop increased collector-base leakage, the result being a hum bar. When there's no output from a discrete transistor i.f. strip the first thing to do is to check whether a gated a.g.c. amplifier transistor is used and if so to test this item. Such transistors have a much higher incidence of breakdown than those used for signal amplification: the usual result when they break down is that the controlled transistors are driven to saturation.

## Resistor Troubles

Resistors which have values in the Megohm range and are used to pass a constant current tend to increase in value after some years of service. Those particularly at risk are ones used in the tube's first anode and focus supply circuits. Low to medium value resistors can rapidly fall in value, especially when subjected to even a short-term overload. They will continue to fall in value after the overload has been removed, so if you are at all suspicious check the resistance value.

## Lack of Brightness

Inability to obtain normal, full brightness, assuming that the beam limiter is not misadjusted or faulty, is commonly the result of an increased value resistor in the feed to the tube's first anode(s). Where the brightness control range is restricted in either direction or the brightness varies spasmodically it pays first to check any zener diode used to set the d.c. brightness level.

## No EHT

Now for an example of rapid fault diagnosis, taking that most common of complaints no line output/e.h.t. If all the power rails are intact, no fuses have blown and no trip has operated, the cause is either a non-operational line output transistor or loss of line drive. The great majority of sets today use an i.c. to generate the line drive, followed by a driver transistor which is transformer coupled to the line output transistor. Thus barring print disconnections or socket troubles, and the very rare incidence of line driver transformer breakdown, the cause of the fault is likely to be either an inoperative chip, a defective line driver transistor or an output transistor with an open-circuit

junction or a short-circuit base-emitter junction – a collector-base or collector-emitter short-circuit would have blown a fuse of course.

The output transistor is the main probability, but as checking it could involve removal of an e.h.t. cage before unsoldering either the base or emitter connection it's generally quicker to eliminate the other suspects. To check the i.c. implies reference to the service manual for relevant pin connections and voltages, while a check of the driver transistor can consist of either voltage measurements or resistance checks across the junctions. All three procedures are time consuming. It's much better to go for direct evidence of line drive, i.e. dynamic testing. In this respect a digital multimeter is particularly useful since most have a.c. voltage ranges that extend to approaching line frequency with only a relatively small fall-off in reading. Being calibrated for sinewave r.m.s. values their response to what is essentially a rectangular pulse waveform will naturally be greatly reduced. But all we want is firm evidence of the presence of a waveform – instances of low drive amplitude are rare.

Test probe application to the collector of the driver transistor is naturally the first step to take. If the drive is found to be present, removing the e.h.t. cage and delving into the line output stage will not be a waste of time and effort. If there's no drive at the collector but there's drive at the base then clearly the driver stage is at fault. If there's no base drive there's either no output from the line oscillator chip or a short-circuit across the driver transistor's input, the most likely cause of the latter being a base-emitter short-circuit in the transistor itself.

In total then two or three quick tests should localise the cause of the fault.

## Field Collapse

Another very common TV fault is no field scan. In many sets most of the field timebase circuitry is contained in a single i.c. The majority however use a multi-stage discrete circuit, which means that the first essential is to pinpoint the defective stage. Now while digital multimeters tend to have greater sensitivity and always have a much higher input impedance, moving-coil types can be almost equally useful for showing that a sawtooth waveform is present, though once again the values recorded will be only a fraction of the actual peak-peak amplitudes. The point however is that by using meter tests to identify the faulty stage the usual voltage and resistance tests are reduced to a minimum. Dynamic testing is particularly useful in view of the d.c. coupling frequently used in discrete field timebase circuits.

## Other Field Faults

Severe field non-linearity, especially towards the bottom of the scan and tending to get worse as the temperature rises, is commonly caused by excessive collector-base leakage in the output transistors. If the non-linearity is fairly static and has increased gradually over a period of time a partially dried up coupling or decoupling capacitor could well be the cause. Large capacitance loss in a coupling capacitor can be detected with a meter by noting

the wide disparity between the input/output waveform amplitudes. In the case of a decoupling capacitor loss of value will be revealed by the excessive amount of signal developed across the capacitor.

Even slight leakage in a base coupling electrolytic capacitor can have a major effect on the d.c. biasing of the driven transistor, again producing severe non-linearity.

Though erratic variations in height and/or linearity are often caused by presets with dirty tracks or poor slider contact, ageing electrolytics can cause similar symptoms.

Excessive height with bad linearity is invariably due to an open-circuit component or a disconnection in a negative feedback loop. Should panel tapping have no effect it pays to turn the linearity presets from end to end to show up possible hairline cracks and indicate the defective feedback loop.

Weak or non-existent field sync with a well locked line oscillator may well imply a fault in the field sync circuitry: it's often due to a high-value resistor used to bias the base of the sync separator however.

## Using the Eurodecoder Panel

Peter Marlow, B.Sc.(Hons.), C.Eng.

The *Television* low-cost teletext decoder project published in the December 1986 and January 1987 issues used a Mullard VM6101 module because of its low cost and ready availability. Another suitable module has since become available, the Eurodecoder panel used in the Philips KT3 and K30 chassis. You may be able to obtain this even more cheaply than the VM6101 (from Sendz Components and Manor Supplies). Its size is similar to that of the VM6101 and it fits in the box suggested for use with the low-cost teletext decoder project.

As with the VM6101 module, some preparation work has to be carried out on the KT3/K30 board before it can be used in the project. The modifications required are shown in Figs. 1 and 2. They are summarised below:

- (1) Remove connector blocks V2, V3 and V4 to allow direct soldering to the PCB (unless you can get some connectors!).
- (2) Reverse the polarity of C2002.
- (3) Remove R3002.
- (4) Short out or link our resistors R3021 and R3022.
- (5) Connect the video input to connector V3 pins 1 and 2.
- (6) Apply the power supplies required to connector V2, 12V to pin 1, 5V to pin 3 and chassis to pin 5.
- (7) Wire the data control lines to connector V4 – DLIM to pin 4, /DATA to pin 3 and the chassis connection to pin 2.
- (8) Using a scalpel, cut the tracks leading to pins 22, 23 and 24 of IC7043 (SAA5050). Solder flying leads directly to these pins to form the colour outputs. These are red to pin 24, green to pin 23 and blue to pin 22.
- (9) Connect a flying lead to pin 5 of IC7041 (SAA5020).

This is the /AHS output.

The only other change required when a KT3/K30 panel is used instead of a VM6101 module is to the 8748 microcontroller chip's software (IC1 on the interface panel). The IBUS instructions are different, requiring changes to the look-up table inside the chip. This part is available, programmed, from VIP Ltd., 32 Charlton Lane, Cheltenham, Gloucestershire GL53 9DX – to order it, ask for an 8748/KT3 chip. The other items required for the project are also available from VIP Ltd. (for details see page 112 of the December 1986 issue).

The KT3/K30 teletext decoder boards come ready aligned (as does the VM6101). The two boards I've tried both worked without adjustment, although one was advertised as untested and required a new SAA5042 chip. An important point is that if the teletext decoder project doesn't work when first assembled don't start fault finding by making alignment adjustments on the decoder panel – it's almost certainly something else that's wrong.

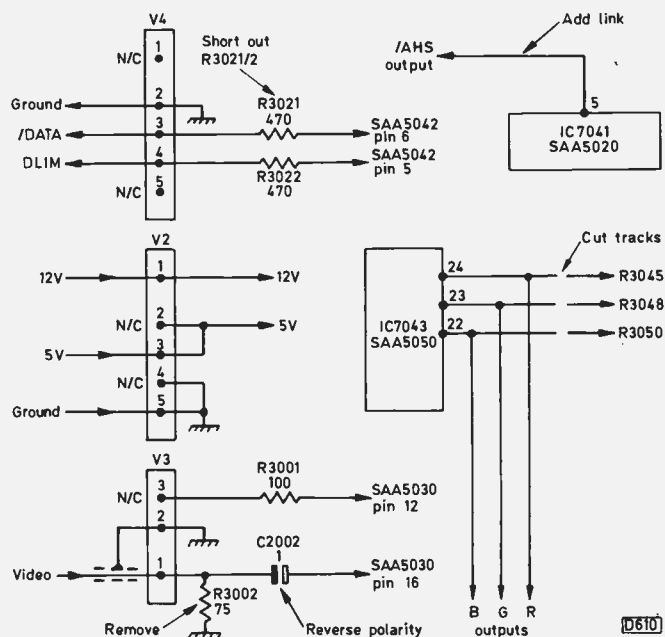


Fig. 1: Modifications to the Eurodecoder circuit.

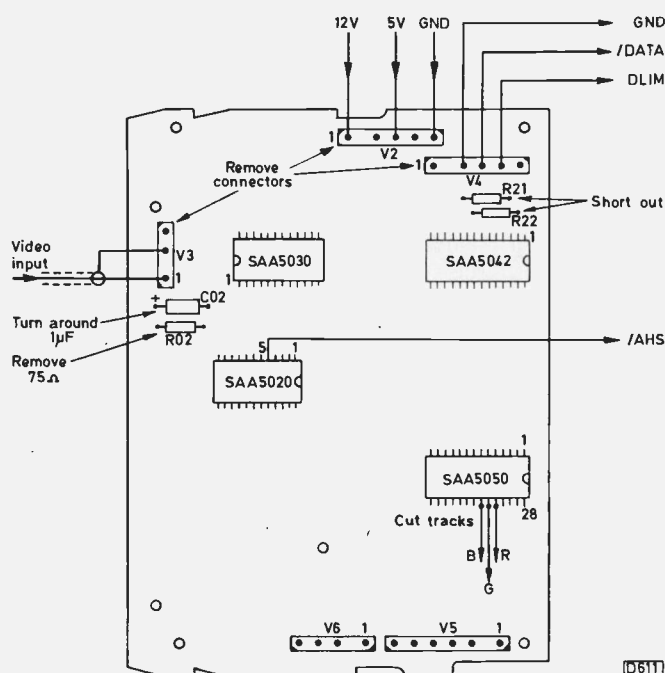


Fig. 2: Eurodecoder panel layout, showing modifications.

# Servicing the Sharp VC9300

David Botto

The Sharp VC9300 VCR is a front-loading VHS machine with a wired four-function remote control unit. It was on sale during the 1982-3 video boom period and proved to be a best-seller. We've found it to be quite reliable.

A digital multimeter is essential for voltage measurements and a logic probe and component tester (see the June 1984 and November 1985 issues of *Television*) will save you a lot of stress and time – some oscilloscopes incorporate a component tester.

## Access

Begin by removing the three screws at the back of the top cover and the one under the little panel that fits over the TV channel tuning controls. The top cover can then be lifted away to reveal the interior. A magnetic screwdriver will help to avoid the frustration that arises when searching the interior of the machine or the floor for dropped screws.

Looking into the machine you'll see the flat-mounted PWB-C Y/C PCB that handles the colour and luminance signals. After removing the two screws at the lower left and releasing the clip at the lower right the board can be lifted backwards on its hinges. A metal cover over the video heads is held by the same two screws. It's easy to forget to replace this cover: you may then experience problems with patterning.

At the front right, also laid flat, you'll find PCB PWB-U which contains the preset tuning controls. Beneath this panel there are two small PCBs which house the audio circuitry (PWB-B).

PWB-I which holds the tuner and i.f. amplifier is at the front right, mounted upright. The upright PWB-D panel behind it contains the mechanical switch circuitry.

The bottom metal cover plate comes away easily after removing three screws. The front panel can be taken off after unscrewing three more screws that hold the three lugs at the top of the front panel and releasing the clips at the bottom. Be careful not to lose the two felt pieces on the front slider switches: they tend to drop off, never to be seen again.

With the front panel removed you'll see to the right the PWB-T PCB which contains the clock circuitry and display, the tuner selector switches and LED indicators. It's held in place by a single gold-coloured screw and a top plastic clip – be careful, this clip breaks easily. The PWB-H operations circuit board is on the left.

The large PWB-A board at the bottom of the machine contains the mechanism control and servo circuitry. It can be released by removing the two gold screws near the front and two side plastic clips. After pulling out plug HA2 at the front of the board it will swing out by about 45°, allowing sufficient access for most purposes. The less you disturb the PCBs in this machine the better.

## The Power Supply

It's not particularly easy to get at power supply board PBW-P. This board is enclosed in a metal box at the top rear of the machine, under a metal support bar that runs the length of the machine and to which the two plastic hinges that carry board PWB-C are fixed.

To gain access, first remove the little black screw above mains on-off switch S901, whilst viewing the VCR from the rear. Next unscrew the black screw just above the moulded indicator arrow to the left of the aerial (antenna) input socket. Finally unscrew the two big gold screws at the top of the metal support bar. The bar support and PCB can then be lifted away and the metal box undone so that PBW-P is revealed.

The power supply circuit is shown in Fig. 1. Most of it, anyway: there's an oscillator/rectifier circuit on board PWB-A to produce some additional voltage lines and the 13V line crowbar protection circuit is also on this board.

The mains supply is fed to connection points OB1 (neutral input) and OB3 (live input) on board PWB-O, then via fuse F901 and points K908/9 to connection points K902/3 on panel PWB-Z. K902/3 connect to the mains power switch S901, then to points K901/4. The Mylar mains filter capacitor C901 is connected across K901/4. Also on this board is a special 12MΩ carbon resistor, R901. The mains supply leaves board PWB-Z at K901/4, returning to board PWB-O at K910 and K907. After passing through the filter choke L901 the supply goes via OA4/6 to the primary winding of mains transformer T901.

T901's secondary winding supplies the chopper regulator board PWB-P at connections K9002 and K9012. One side of the supply is taken to the off-board fuse F9001 via K9011 and K9001. The supply is then fed to the bridge rectifier D9001 (part no. RHDX0008GEZZ) which develops about 34V across its reservoir capacitor C9003. The positive side of this d.c. supply goes to the emitter of chopper transistor Q9001. You'll recognise this as a standard series chopper circuit, with L9002 the inductive reservoir and D9003 the efficiency diode. The output from the choke is filtered by C9007/L9003/C9008. A regulated 13V supply is obtained at K9006.

IC9001 (μPC393C) contains two operational amplifiers. OP1 and the associated external components act as a 30kHz oscillator whose output, developed across C9912, is taken to the inverting input of OP2. This second operational amplifier acts as a pulse-width modulator, its non-inverting input (pin 3) being fed from the collector of the error detector transistor Q9004 which senses the chopper output voltage via zener diode D9006 and the potential divider network R9016/7/8. A variable mark-space ratio output whose on/off times depend on the voltage across C9007 thus appears at pin 1 of IC9001. This drives the base of the chopper transistor via Q9003 and Q9002.

At switch-on diode D9004 charges capacitors C9009/9010 to provide a start-up supply for the chopper control circuitry. Once the chopper gets going this part of the circuit is supplied via D9005.

Panel PWB-P also contains a conventional series regulator circuit which produces a stabilised 12V supply at K9008. Q9006 is the series regulator transistor and Q9007 the error amplifier. The circuit is switched on and off by Q9005/Q9008. The base of Q9008 is taken via K9004 to connector AE3 on the mechanism control panel PWB-A, where it goes to pin 33 of the 64-pin microcomputer chip IC801. When the on switch is pressed pin 33 of this i.c. goes high and the 12V line appears. During cassette unloading pin 33 goes low, switching off the 12V line. In the timer mode pin 33 goes high when the VCR begins to

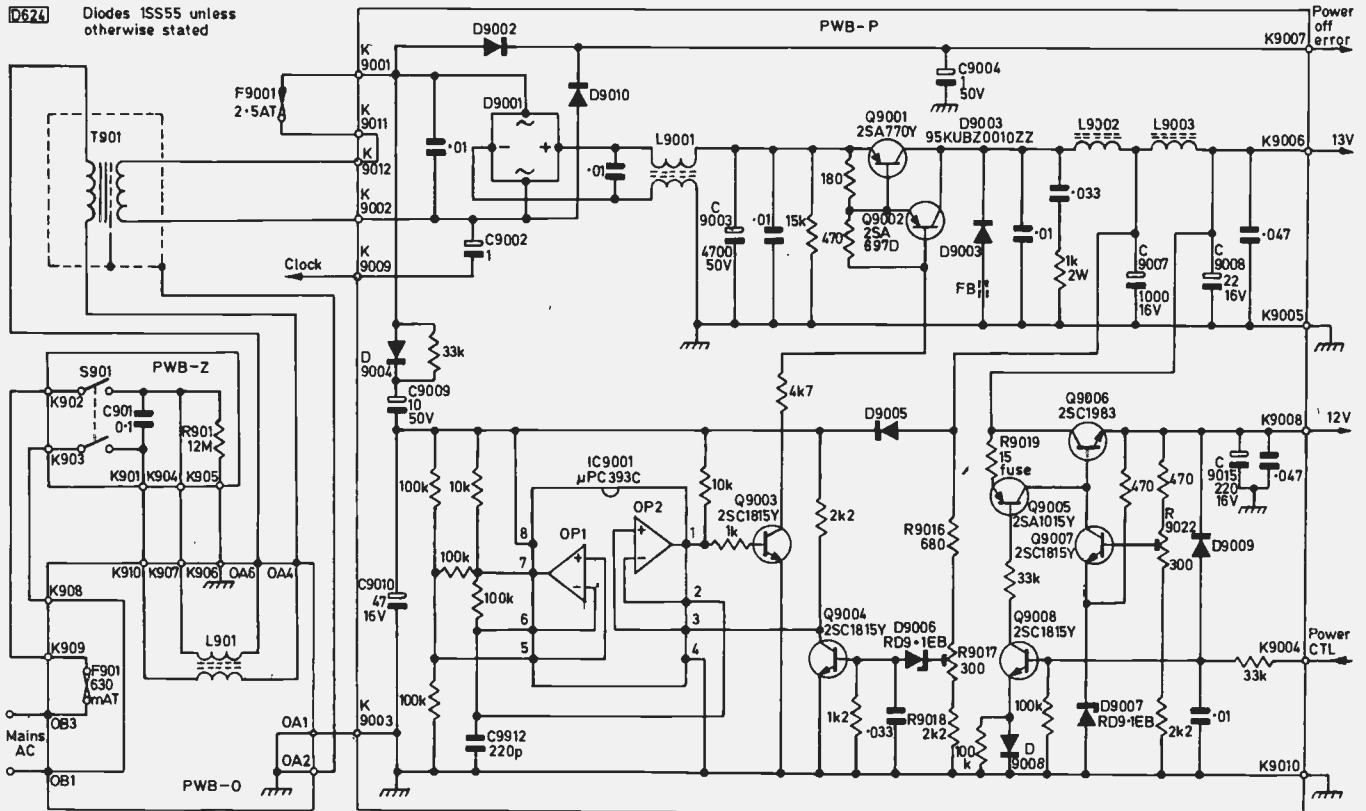


Fig. 1: The power supply circuit. A converter stage and a crowbar protection circuit are mounted on the mechacon panel.

record, establishing the 12V supply.

Diodes D9002 and D9010 develop across C9004 a positive d.c. voltage that goes via K9007 to connector AE5 on board PWB-A, providing a power-off error voltage.

C9002 feeds a 50Hz signal to K9009 to synchronise the timer clock with the a.c. mains supply. This signal goes to AE4 on the mechacon board and then follows a rather roundabout route before finally arriving at pin 3 of the timer microcomputer chip IC5001 on timer board PWB-T.

### Power Supply Faults

The first step to take with a machine that shows no signs of life is to check fuses F901 and F9001. If one of these fuses has failed and it's not a nasty black colour the failure may simply be due to old age. If so, give the machine a four-hour test before returning it to the customer. If F9001 again blows after an hour or so, the machine functioning correctly after replacement of F9001, suspect an overload on the 13V line. The cause is probably a defective component in the power supply circuitry on panel PWB-A. Use your component tester to check, in the following order, zener diode D901 (RHEX0019GEZZ), thyristor Q903 (3P1M), C915 (2.2µF), C903 (4.7µF) and zener diode D902 (RHEX0045TAZZ). The two electrolytics can dry out and corrode.

The PWB-P power supply board is very reliable, which is just as well considering how difficult it is to get at it. But you can get problems. The best place to measure the output voltages from panel PWB-P is at pins 1-6 of connector AE. This connector is located at the rear of panel PWB-A (the mechacon board), next to fuse F902. Check for 13V at pin 1 and 12V at pin 2, using your digital voltmeter.

If the 13V supply is present but the 12V supply is

missing, before you start to remove board PWB-P connect the positive supply clip of your logic probe to pin 1 of connector AE and the negative supply clip to pin 6, then check the logic level at pin 3. This should be high when the front panel "standby-on" control is pressed.

When you've established that there's a fault in the PWB-P board circuitry remove the board from its metal cover and place some insulating material between the board and the machine's chassis to prevent the print touching the chassis with the mains supply switched on. If fuse F9001 blows and turns black, start by checking the bridge rectifier D9001 for shorts.

Check the waveform at the collector of Q9003 (see Fig. 2) with a 10:1 probe. If it's missing, check transistors Q9003/4 and Q9001/2 in that order, then zener diode D9006 and diode D9005. If all seems to be in order but the oscillator circuit won't start up suspect the start-up capacitors C9009/C9010. One or other may have dried up. So far we've had no problems with IC9001.

Once you've dismantled board PWB-P and got it working it's a good idea to check the eight electrolytics for loss of capacitance and the few diodes and transistors for the slightest leakage. This takes only minutes with a component tester and could save you the frustration of having to dismantle the PWB-P board again within a week or two.

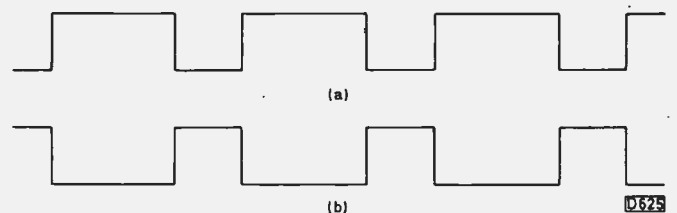


Fig. 2: Waveform at pin 1 of IC9001 (a) and at the collector of transistor Q9003 (b).

Before replacing board PWB-P in its metal box, first carefully set up the 13V line (R9017), then the 12V line (R9022), with the machine in the record mode. Recheck the voltages when the machine has been running for half an hour.

## The Luminance/chroma Panel

Fortunately few faults seem to occur on the luminance/chroma panel PWB-C. The adjustments don't seem to drift, so don't disturb them unless it's absolutely essential. Before looking for obscure faults examine the printed circuit carefully for cracks or dry-joints where it's joined to the various socket connectors. Damage can occur when the panel is opened and swung back too quickly. Be sure to clean the video heads and the audio/control and full erase heads with a proper video head cleaning kit before making further tests.

A quick check is to play a colour-bar test tape with a scope connected, via a 10:1 probe of course, to test point TP308. Adjust the scope's timebase so that you can see the head 1 and 2 signals separately.

The signal at TP308 is fed via Q305 (2SC945), filter

**Table 1: IC801 logic level checks**

Pin	Function	Condition				
		Tape stopped	Play	Record	FF	Reverse
1	Supply brake strong	L	L	L	L	L
2	Supply brake medium	L	L	L	L	L
3	Supply brake weak	L	L	L	H	L
4	Take-up brake strong	L	L	L	L	L
5	Take-up brake medium	L	L	L	L	L
6	Take-up brake weak	L	L	L	L	H
10	Fast forward LED	L	L	L	H	L
11	Rewind LED	L	L	L	L	H
12	Dub LED	L	L	L	L	L
13	Record LED	L	L	H	L	L
14	Playback LED	L	H	L	L	L
15	Pause LED (high in pause)	L	L	L	L	L
16/7	End/start sensors	L + P in all above modes				
18	Sensor stop input	H	L	L	L	L
19	Dew sensor input	L in all modes with no moisture				
20	Timer rec. indicator input	L in all modes when not on timer				
21	Timer CTL input	L in all modes when not on timer				
22	Timer rec. output	L in all modes when not on timer				
23	AL output	L	H	H	L	L
29	Oscillator	H + P on all functions				
33	Power CTL	H	H	H	H	H
34	Dew indicator output	L when normal				
35	AV mute output	L	H	L	-	L
36	DM mute	H	L	L	-	H
37	Drum rotation sensor	H	*	*	H	H
38	Reel sensor input	H	†	H	*	*
44	Sleep input	L	L	L	L	L
45	Camera remote control input	L	L	L	L	L
54	Reel motor UL/swing	L	L	L	L	L
55	Reel motor play/rec.	L	H	H	L	L
59	Reel motor VS	L	L	L	L	L
60	Reel motor FF/rew.	L	‡	‡	H	H
61	Motor reverse	L	L	L	L	H
62	LDM CTL	L	L	H	L	L
63	Cap mute	H	L	L	H	H
64	Cass. M.CTL	L	L	L	L	L

\* H + P + L

† H + P + L very slow

‡ L + P momentary

Pins 24, 26, 27 and 28 are connected to chassis.

Pins 31 and 32 are at 10V.

Pins 42, 43, 46-49 are the AD0-5 lines, L + P in all modes.

Pins 50-53 are the KE0-3 inputs, L + P in all modes.

Pins 7-9, 25, 30, 39-41 and 56-58 not connected.

FL302 and the emitter-follower Q306 (2SC945) to pin 18 of IC501 (AN6360). This device can give trouble, either failing to function at all or causing various strange effects to appear on the picture. It has been used in VCRs of various makes. Before replacing it, make sure that its 11-6V supply is present at pin 5. If this supply is missing check L502 (220 $\mu$ H) for continuity or dry-joints.

If all is well with IC501 the luminance output will be present at pin 7. It passes to pin 15 of IC402 (HA11703) where it's combined with the chroma signal. You should see the complete video signal in the record, playback or E-to-E modes at TP402.

If you think that the a.p.c. adjustment (C517) is out don't be in a hurry to adjust it. First connect a 39k $\Omega$  resistor and an 0.01 $\mu$ F capacitor in parallel between TP503 (pin 13 of IC502, AN6371) and chassis and an 18k $\Omega$  resistor between TP501 (pin 9 of IC502) and chassis (TP504 and TP506 are convenient chassis points). Select the record mode, feed a colour-bar signal to the VCR and connect an accurate digital counter via a 10:1 probe between TP502 (junction of C521/R523) and chassis (TP504). The reading should be 4.433619MHz. If it's incorrect, adjust C517 gently to obtain the correct frequency.

As with most VCRs, problems occur due to small electrolytics on the board drying out and losing capacitance. A poor signal at TP402, yet with a good signal output from the r.f. output socket to the TV set, can be due to C431 (1,000 $\mu$ F, 16V) becoming almost open-circuit. The reverse occurs if C439 (100 $\mu$ F, 10V) dries out and fails and C431 is in order.

If a signal fed to the video input socket at the rear of the machine seems weak check C201 (100 $\mu$ F, 10V) for low capacitance and/or leakage. Before condemning IC501, check C509 (47 $\mu$ F, 16V) and C502 (1 $\mu$ F, 50V).

These small electrolytics on board PWB-C are less liable to dry out than on earlier TV sets and VCRs. But if you've a puzzling fault on this board it takes only minutes to check all the small electrolytics with a component tester.

## Function Faults

A dirty or faulty reel idler assembly (part no. NIDL0005GEZZ) and/or reel motor (part no. RMOTV1008GEZZ) can cause the following problems: no or poor rewind or fast forward; the machine going into the stop mode intermittently; the tape not going back into the cassette when stop is selected; tape spilling out during playback.

To clean or replace the reel idler assembly and if necessary replace the reel motor the cassette housing has to be removed. Remove the four little red-gold screws at the sides of the housing and the two larger black screws in front, gently unplug the connector at the left and lift the housing clear. Clean the reel idler assembly and the entire tape path mechanism. If this doesn't provide a cure you may need to fit a new idler assembly or the fault may be due to the reel motor sticking or having a dead spot. It's sensible to replace the reel idler assembly when fitting a new motor.

To fit a new reel motor remove the cassette down switch and holder - two metal screws only - to reveal a little metal bracket and the two small screws that hold the reel motor (see Fig. 3). A small coiled spring has to be unhooked: it easily flies off into the unknown, so be careful not to lose it! Swing back the PWB-A mechacon

panel and the reel motor can be replaced. Note that the fault can sometimes be due to the plastic sleeve on the motor shaft riding up.

All sorts of strange and apparently complex function faults, such as tape stopping and starting or some functions not working properly or at all, can be caused by the cassette down switch (part no. QSWK0008GEZZ) and/or the little slide switch (part no. QSW0032GEZZ) sticking or making no or poor contact. It's good sense to clean and check these switches whenever you've a function fault or a machine comes in for service. They've even been known to break in half. This could save you hours of time and worry as you try in vain to find a fault in the circuitry!

Other faults such as fast forward or rewind slow or no rewind at all can be due to relay RY7751 (part no. RRLYZ0016GEZZ) sticking or failing. The associated transistor Q7754 (2SD882) likes to leak or go open-circuit, sometimes intermittently, giving similar symptoms. These two components are on the PWB-A mechacon panel.

The trip counter can be responsible for intermittent stopping due to a worn gear – the take-up reel drives the motion detector via a belt, with a further belt driving the counter from the detector. As a check, reset the counter then test the machine. If it always stops at a certain number the trip counter is responsible – as a further check remove the counter belt.

## The Converter Stage

As previously mentioned there's a converter stage on the mechacon panel (PWB-A). This consists of an oscillator and several rectifier diodes. The transformer T902 (part no. RTRNH0015GEZZ) provides anti-phase 2V a.c. outputs and feeds three rectifiers. D903 (1SS81) develops  $-20V$  across C907 ( $47\mu F$ , 150V). This supply is fed via connector AD7 to connector TB3 on timer/channel selector board PWB-T. D904 (1SS81) develops 10V across C908 ( $220\mu F$ , 25V) which goes via AD8 to TB4 on board PWB-T and via AF3 to MA9 on the cassette unit. This supply is also used on the PWB-A board itself, including pin 32 of the microcomputer chip IC801 (RHIX0074GEZZ). D905's (DX0126CE) output is developed across C909 ( $47\mu F$ , 100V) and fed via R908 ( $2.7k\Omega$ , 2W safety) to connection AC1 where 50V should be recorded. This supply goes to UC2 on board PWB-U. The 2V a.c. feeds go via AD3 and AD4 to TB1/2 on board PWB-T, finally arriving at pins 20 and 38 of the clock display. When choke L902 ( $100\mu H$ ) goes open-circuit, as it sometimes does, all these voltages disappear. The reservoir capacitors C907/8/9 can dry out and lose capacitance. The rest of the circuitry around transformer T902 has so far proved to be extremely reliable.

## System Control Checks

The easiest way to check the system control circuitry is to use a logic probe. First ensure that all the d.c. supply voltages are present then, with the mains supply disconnected, carefully solder two half-inch lengths of bare wire to pins 32 (Vss +) and 28 (Vdd) of IC801. Connect the probe's positive supply lead to pin 32 and the negative supply lead to pin 28.

First check that an H + P logic signal is present at pin 29 (oscillator) of IC801. Then monitor the various pin levels (see Table 1). If no indication whatever is obtained at a pin that should show a logic level the connection within IC801 has failed. Should this occur, heating and freezing may sometimes temporarily restore IC801 to a working

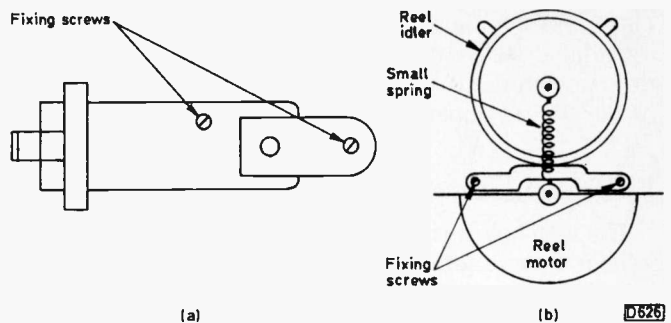


Fig. 3: Sketch of the cassette down switch, viewed from the top, (a). Sketch of the reel idler and motor viewed from the top with the cassette carriage removed (b).

condition. A connection like this can be the cause of intermittent results. When you're reasonably sure that IC801 is defective, carefully desolder and remove it, trying not to damage the device. Now fit a 64-pin i.c. socket. This gives you two advantages. If the original i.c. proves not to be faulty after all you can put it back again, and if the new one fails some time it's easily replaced.

IC803 (STA401), IC802 (IR3403) and IC804 (IR2403) are logic inverter i.c.s that can, on rare occasions, fail. Usually one output only goes open-circuit. If this happens just one function may cease or the whole system may stop. These chips are simple to check – the logic level output from each inverter should be opposite to that at its input. Don't forget to transfer the positive supply clip of your logic probe to the positive line supplying these inverter chips. If you suspect an overload in the circuitry desolder the output pins of each inverter temporarily.

We've had not problems with any of the other chips on board PWB-A.

The cassette lamp should be replaced if it has seen a fair amount of service. If you don't it's sure to fail shortly afterwards, preventing the machine from functioning.

The adjustments on board PWB-A usually don't drift. If you have any suspicions, check the small electrolytics on the board for leakage and loss of capacitance and examine the board carefully for dry-joints before wielding your small trimmer tool.

## Other Boards

The PWB-T board and the associated PWB-U board contain the clock display, timer, channel selector and tuning circuitry.

If the clock circuitry functions incorrectly or not at all, the first thing to check is that the voltages at connector TB are present and correct. These include the 2V a.c. supplies at TB1/2 which feed connections 20 and 38 of the clock display. If this a.c. supply is missing look for a dry-joint around one of the connecting sockets en route from board PWB-A. Don't overlook the 50Hz synchronising signal at TB7 – if all is well the digital multimeter reading here should be about 14-17V a.c. If it's not, suspect C9002 on board PWB-P. IC5001 (MP2812S) seldom gives trouble: before condemning it check the three transistors on the board – Q5001/3 (both 2SA733) and Q5002 (2SC945).

The channel selector switches sometimes become noisy and unreliable. The only satisfactory cure is replacement.

If the VCR doesn't erase previous recordings properly or at all in the record mode carry out a scope check, via your 10:1 probe, at TP601 (pin 8 of connector BB) on the PWB-B-1 audio board. A nice sinewave should be present here. If not, check R626 ( $10\Omega$  fusible), L602 (1mH) and

Q604 (2SC496) in that order.

Perhaps we've been fortunate, but we've never had trouble with the PWB-D fine still/mechanical switch board or the PWB-H operation circuit board.

## In Conclusion

If a new belt is required it's best to fit a complete set of belts to ensure future reliability. Avoid unnecessary complications by using the correct Sharp spares and recommended transistors which are readily available from Willow Vale Electronics Ltd. (11 Arkwright Road, Reading, Berks RG2 0LU, telephone 0734 876 444). They can also supply service manuals.

Before finally assembling the machine ensure that all the connecting leads are neatly tucked into their correct positions and that you've not forgotten to replace any of the small screws you may have removed during servicing.

You may come across a version known as Model VC9300E, which persons unknown sometimes bring into this country. It operates on a wide range of a.c. voltages from 95V to 250V and has an entirely different switch-mode power supply to the one described earlier. At the front there's a PAL/SECAM switch. The machine is not designed for use in the UK but it's possible, if you like a challenge, to remove the crystal filters in the sound i.f. circuit (board PBW-I) and replace them with the correct UK types. You'll then have to retune the circuitry a little.

---

# Faults in CCTV Systems

## Part 3

Peter Graves

This is the concluding instalment in a three-part series that deals with some of the less common faults you might find with closed-circuit TV systems.

### Flats' Surveillance System

Two cameras were installed at a block of flats, one in a weatherproof housing to look at the door entry panel with the bell buttons and entry phone for each flat, the other inside to look at the lift area. The video signals from the cameras were fed to modulators feeding the communal aerial distribution system. The residents could tune in to either picture on their domestic sets to see who was calling them from the door or to look for trouble taking place in the lift area. Both cameras were reported to be faulty, with no picture from either of them.

The engineer looked at the outside camera first. It had a separate power supply which was installed in a cupboard on the third floor: this power supply was connected to the rest of the camera in the external housing via a multicore cable. When the cupboard door was opened it was found that the power supply had been switched off. Switching it on produced a satisfactory picture on a local monitor. The camera in the lift lobby was self-contained, so the engineer went downstairs to look at it. This was an even easier "fault" to find – the camera had been stolen!

### Misleading Voltage

The report on an unfamiliar, low-voltage camera was that it produced "no picture". When the engineer arrived on site he found that the monitor was showing a blank, unlocked raster. The camera cable – a thin multicore containing two coaxial links, one for video and one for sound, plus two cores for power – plugged into the rear of the monitor. As a first step the cable connector's shell was removed: 12V d.c. was measured across the power pins at the monitor end.

The camera was mounted some distance away. When it was removed from its housing the 12V supply at the end of the cable was found to be missing. The continuity of the vision coaxial link was checked by measuring the resistance across it. This was about 85Ω, i.e. the 75Ω terminating resistor in the monitor plus the resistance of the cable in series with it. So it seemed that the cable hadn't been cut. The screens of the coaxial links and the power

common lead were found to be joined together at both ends of the cable.

From the engineer's point of view the system appeared to be as shown in Fig. 1, with the fault an open-circuit power lead. It was impractical to replace the whole cable: it was inspected visually as far as possible but no damage was found. The engineer decided to remove the unused audio lead from the existing pins and connect the inner core and the screen together at the power pin to replace the "broken" power lead. Fortunately he measured between the power supply and the common lead at the monitor end before switching the system on again. There was now a short-circuit between the power and common leads even though both ends of the cable were still disconnected. This short-circuit was of such a low resistance that it had to be near the monitor end of the cable.

The cable was carefully followed back. A few feet away, concealed behind some other equipment, the engineer found an auxiliary power supply which was in line with the camera cable. Fig. 2 shows the actual arrangement. This auxiliary power unit supplied the camera, the 12V at the monitor plug being a red herring – it didn't go anywhere. Only the video coaxial cable was being used between the monitor and the power supply, the rest of the cores being redundant. The screens of the video and audio coaxial links were commoned within the auxiliary power supply.

The engineer found to his horror that the auxiliary power supply had been switched off, which completely explained the original fault. The sound links were reconnected to their original pins and when the auxiliary supply was switched on the picture was immediately restored. Three hours had been spent looking for a "fault" caused by someone accidentally switching the auxiliary power supply off. It shows how easily one can be misled when details of the installation are not available.

### Furnace Installation

Each furnace in a coal-fired power station was split into two sections vertically. Each half had a furnace-viewing camera, in an air-and-water cooled housing, to look at the burners on the opposite wall. The cameras were of the separate head type, i.e. the camera head contained the lens, scan coils, head amplifier and part of the scan circuit, the rest of the camera circuitry being rack-mounted under



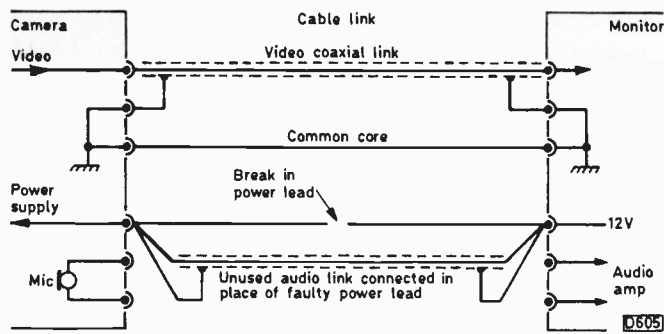


Fig. 1: How the system appeared to be connected.

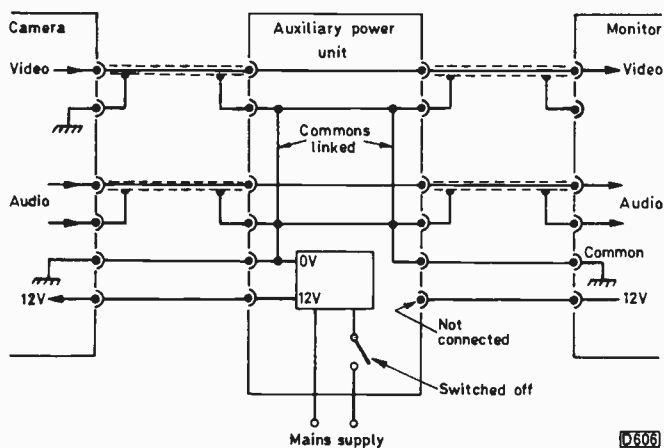


Fig. 2: The actual connections.

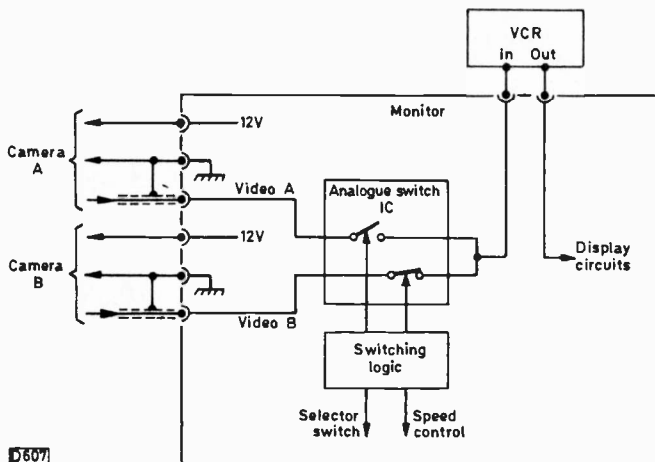


Fig. 3: The modified monitor

the control room and connected to the camera heads by a multiway cable. The video outputs from the rack were fed to monitors in the control room.

During an early stage of a new maintenance contract an engineer was checking at the rack with a test monitor that could be connected to any of the video output leads by a selector switch. All pictures from the furnaces were satisfactory at the rack, but on walking upstairs to the control room he found that there were no pictures on either of the monitors for one furnace, just blank, locked rasters. It was unlikely that both cameras or both monitors had simultaneously failed in the same way but instead of keeping quiet and going back to check at the rack the engineer offered to see if he could "get some pictures on those monitors". This was greeted with howls of laughter from the control room operators and comments like "let us know if you find any". The furnace had been shut

down in the few minutes it had taken him to walk from one floor to the next.

### Adding a VCR

A 9in. monitor was supplied, fitted with a two-way switcher for use with two cameras that plugged into the rear panel sockets and took their power from the monitor's d.c. rail. Multiway cables containing coaxial and power leads connected the cameras to the monitor. Two of the positions of a three-position toggle switch on the monitor's front panel selected the output from camera A or camera B all the time. In the third position ("auto") the two pictures were displayed alternately at a rate that could be varied. Switching was carried out by an analogue switch i.c. driven by some simple logic selected by the front panel switch. The logic was driven by a variable-frequency oscillator whose output was set by a potentiometer accessible through the front panel.

After delivery the monitor was modified to include a VCR in the system. The arrangement adopted is shown in Fig. 3. The lead between the switching circuit and the rest of the monitor circuitry was broken and taken to and from the VCR via two u.h.f. connectors on the monitor's back panel. With the VCR in the record or standby mode the signal from its input socket passed via internal amplifiers to its output socket. When playback was selected the tape playback signal appeared at the output socket to provide the display on the monitor. Thus no extra switching was required in the monitor, the VCR's controls automatically selecting the correct circuit arrangement.

The cameras, monitor and VCR were connected together – but the system didn't work. The monitor displayed just a blank, unlocked raster in all VCR switch positions. The problem caused some consternation. If the VCR's sockets were linked across the monitor would work with the cameras. The VCR was checked in both record and playback with a separate camera and monitor: no problems were found in either the record, standby or playback modes. The video cables between the monitor and the VCR were also tested.

The problem was caused by a combination of circumstances. Since the monitor was designed for the cheaper end of the market the switcher circuit was simple and had no buffer amplifier at its output. Normally this didn't matter because the input impedance of the following monitor circuitry was high enough not to load the switcher output. When the VCR was linked to the switcher the 75Ω terminating resistor at its input and the "on" resistance of the analogue switcher (typically between 80Ω and 300Ω depending on the type used and its operating voltage) formed a potential divider that drastically reduced the signal level at the output of the switcher.

Within the VCR the input signal was monitored by a circuit which cut off the output if the input level was too low. The potential divider effect reduced the signal level below this circuit's threshold – as far as the VCR was concerned it had no input. No input meant no output.

As the equipment was needed urgently the terminating resistor at the VCR's input was disconnected. This was not a very satisfactory solution as the VCR was rendered non-standard and would have to be restored to normal in the event of it being sent away for repair, but since the leads to the VCR were only about a metre long the slight mismatch could be tolerated. In later installations of this type a simple buffer amplifier was fitted within the

monitor, between the switcher output and the input to the VCR.

### **Low-light Camera**

Many underwater cameras use a SIT (silicon intensifier target) low-light tube. Use of a sensitive camera means that little additional lighting, which may be difficult to provide underwater, is needed. In addition the problem of light back-scatter into the camera from debris floating in the water is minimised. A customer of a company that made underwater cameras rang up insisting that an engineer be sent out to a site to fix a camera "because it was not sensitive enough".

The camera was on a gas rig in the North Sea and the engineer was flown out, on an urgent basis, with his test equipment and spares. On arrival he found that the "faulty" camera worked as well as the new spare he had taken with him. When this was pointed out to the customer he shut the camera in a completely dark room and demanded to know why he couldn't see anything. It took some time to explain the difference between a "low-light camera" and a "no-light camera"! The non-technical customer had been casually told something like "these cameras can see in the dark" by the salesman. The phrase had been taken literally and the customer's diving crew

were trying to use the camera, without additional lighting, to inspect the sea bed under a rig on a November evening.

Strapping a diving torch to the camera enabled reasonable pictures to be obtained, getting both the customer and the camera supplier off the hook.

### **In Conclusion**

The faults that have been described in these articles are all based on practical experience. Some general lessons can be drawn from them.

First, reliability starts at the system design and specification stage: it's a false economy to cut corners, particularly with respect to cables and connectors. Quality pays.

Secondly, those who design and install CCTV systems should be aware of the fact that their systems will require servicing at some stage – far too many are designed and installed by people who've never had to do field servicing. External cameras in particular call for a means of access and a local power supply should be available for test equipment.

Thirdly, detailed documentation which is kept up-to-date is vital in all but the simplest installations.

Finally, you can't plan for everything. Surprises will always occur. If everything worked perfectly most of us would be out of a job.

---

# **TV Fault Finding**

*Reports from R.T. Rees, Les Grogan  
Christopher Holland, Martin Pomeroy,  
Steve Leatherbarrow, Roger Burchett,  
Michael Dranfield and Philip Blundell,  
Eng. Tech.*

### **Panasonic TC2205 (U2 Chassis)**

The picture was bright and looked as though the line hold control was off frequency. The 195V supply smoothing capacitor C856 (10 $\mu$ F) was found to be open circuit. **R.T.R.**

### **Sanyo 80P Chassis**

This set would take a long time to come on and the start-up was intermittent when the set was hot. C312 (10 $\mu$ F) which develops the supply for the error detector transistor was found to be almost open-circuit. It's also worth checking the chopper transistor's base bias/start-up resistor R302 (470k $\Omega$ ) and for a dry-joint at the collector of the chopper transistor (Q304) on these sets.

The problem with another of these sets (Model CTP7132) was no/poor line sync: the line hold had to be adjusted when changing channels. The sync separator and line oscillator are in IC401 (LA7800) which, being a plug-in i.c., is easy to check by substitution. On this occasion the chip was o.k. A check at pin 16 revealed that the line feedback signal was missing due to a collector-base short in Q421 (2SC536). **R.T.R.**

### **NordMende F11B Chassis**

A puzzling problem we've had recently with some of these sets has been very intermittent failure of either the BU806 chopper transistor or the BU508 line output transistor. Replace the offending component and the set will work again for anything from a few days to a few months before the transistor fails again.

The problem is due to the preset adjuster PP01 in the power supply. The suspect type is square-shaped and what happens is that intermittent wiper contact allows the 124V

line to rise sharply. Note also that if the line output transistor fails it will take with it the feed resistor RP14. This is shown on the circuit diagram as R39, which means 0.39 $\Omega$  not 39 $\Omega$ . Fit the latter value by mistake and it will go up in smoke at switch-on. **C.H.**

### **Samsung CI338**

Several of these 14in colour sets have been returned to us recently in the "set dead" condition, the cause being an open-circuit mains fuse. Failure is due to the current drawn by the degaussing circuit at switch-on being more than the 800mA fuse can cope with. The factory approved answer is to use a 1A anti-surge fuse as a replacement. **C.H.**

### **Sony KV1810**

Sporadic failure of the line driver transistor Q509 can be due to C538 (an 0.47 $\mu$ F electrolytic) going low in value. I suspect that this can also contribute to failure of the line output gate-controlled switch (Q510) and always replace it as a matter of course, using a polyester type. **M.P.**

### **Philips KT3 Chassis**

It was all 4s and 7s with this set due to that nice 4.7 $\Omega$  resistor R291 in the power supply. No sound was traced to R413 (4.7 $\Omega$ ) in the feed to the sound panel being open-circuit.

Another of these sets had an unusual fault. Everything was fine at switch-on, but as the set warmed up bending of the verticals developed at the top of the picture. The effect was similar to the bending that occurs on some sets

that are not video compatible when playing VHS tapes. As the set continued to warm up however the bending got worse and moved down the screen to the half-way point. A replacement sync panel was tried as a check (easy!) but failed to cure the problem. Some discolouration of the print was then noticed around D567 (BY228) in the EW diode modulator circuit. The diode was swapped over with one from a donor set. Hey presto!, the fault swapped with it. S.L.

### **Grundig CUC41KT Chassis**

The sync gradually drifted off. It proved to be an elusive fault which was eventually traced to C738 (0.22 $\mu$ F) on the sync/line oscillator panel.

A case of tripping at switch on, with the set eventually settling down, was cured by replacing C662 (470 $\mu$ F) in the power supply – it was found to be completely open-circuit. S.L.

### **Philips KT4 Chassis**

We've had quite a few of these nice sets in with the dead or more usually intermittently dead symptom. The cause has in every case been dry-joints around the line output transformer connections. S.L.

### **Rediffusion Mk. IV Chassis**

The power supply gave a very low output and very rarely worked normally. If the set was left on for any time while testing the chopper transistor would be ruined. We found that the chopper driver transistor 4TR2 had a reverse base-emitter leak (several hundred k $\Omega$ s). S.L.

### **Ferguson TX100 Chassis**

The symptom with this set was line tearing which varied with the settings of the brightness and contrast controls. The cause of the trouble was traced to R143 in the feed to the line driver transistor – it had increased in value from 15 $\Omega$  to 250 $\Omega$ . L.G.

### **Panasonic TX2284 (U3W Chassis)**

EW distortion in this set was due to the EW diode modulator driver transistor Q753 being open-circuit base-to-collector. Note that this transistor is mounted on the same heatsink as the field output transistors. L.G.

### **Decca/Tatung 140/150 Chassis**

The picture was very dark even with the contrast and brightness controls turned up fully. Q205 on the tube base was found to be open-circuit. This transistor forms part of a circuit that's used to hold the emitters of the lower transistors in the RGB output stages at a constant 2.6V and also provides beam limiting. L.G.

### **Panasonic TC2203 (U1 Chassis)**

The symptom was sound but no picture, though the e.h.t. was present. A check at the collectors of the RGB output transistors revealed that these were all at about 175V and thus cut-off. Moving back to the TDA2530 matrixing/drive chip IC301 we discovered that the supply pin (9) was high at 15V. This took us to the 12V regulator transistor which was o.k., the trouble being due to one of the

associated series-connected 6V zener diodes which was open-circuit. Replacing this restored the correct 12V supply and a good picture. M.D.

### **Thorn 9000 Chassis**

The problem with this set was a short across the l.t. rail. The relevant fuse (F4, 1.6A) had blown. It was necessary to lift components one by one to find the short, which was eventually traced to C171 (6.8 $\mu$ F) on the signals panel. This is a small, red tantalum looking capacitor and has since been found to be the cause of the same fault in sets fitted with the 8500-8800 series chassis – the signals panels are very similar.

Another 9000 displayed a good picture apart from the fact that the whole screen was covered with large coloured dots. The cause of this was traced to internal arcing in the focus control. M.D.

### **Panasonic TC2213 (U3W Chassis)**

This set incorporates automatic channel search and the trouble was with the tuning action. The sweep would start when the auto button was pressed but it wouldn't stop at any of the channels. Extensive checks were carried out on the control panel but nothing amiss could be found. So the set was put aside to await the arrival of another one.

Panel swapping when a second set came along revealed that the fault was in the main chassis. We then found that gross mistuning of the a.f.c. detector coil L151 would stop the sweep on channel. Replacing the AN5132 vision i.f. chip IC101 made no difference but a new coil cured the fault. Presumably the internal tuning capacitor had gone open-circuit. M.D.

### **Rediffusion Mk. I and III Chassis**

Ex-Rediffusion sets dumped by Granada continue to pour in. One Mk. I colour set confused me though the fault was simple. The mains fuse had blown and replacing it produced the sound but no raster symptom, with the PY500A glowing. There was no thermal trip action. After checking the boost capacitor and the valves I disconnected the tripler which turned out to be faulty. This is the first time I've encountered tripler failure in the Mk. I chassis. The thermal trip senses the line output valve's cathode current so it didn't react. This is something of a design fault, but considering the age of these sets they are very reliable. Personally I think Granada were mad to close down the Rediffusion setmaking operation.

A few days later I encountered my first faulty tripler in a Mk. III chassis. Although it was a number of years old this set had hardly been used, so presumably damp played a part here. R.B.

### **Network NW1210**

Very poor/non-existent field sync was traced to the sync separator transistor's bias resistor R409 (1.2M $\Omega$ ) going high in value. R.B.

### **Finlux 1000 Series**

The symptom with this set was no picture – just a plain raster. As usual with a TDA3562A decoder chip I started by making d.c. checks around the auto black level feedback loop, where transistor Tb1 turned out to be short-circuit between its base and emitter. P.B.

# Test Report: Thurlby/RS Bench Power Supply

Eugene Trundle

As our portable video equipment workload increased we started to find it inconvenient to chase up every customer for his mains unit or to rely on batteries whose charge level is in our experience usually low or zero. A 12V mains power supply salvaged from a scrap HR2200 was initially used. It proved to be somewhat inflexible and eventually blew up. It was of no use for the new breed of camcorders anyway: these work from a 9.6V supply. The cheap, low-capacity bench power supply next pressed into service thoroughly misled us: it was unable to supply the short-term surge current required by many portable equipments in such situations as going from stop to record, when the camera, VCR and loading motor are all on at once – the supply voltage would dip below the cut-out threshold and the machine would promptly cut out. So we decided to dip into the test-gear budget (what's that?) for a "proper" power supply unit. The choice fell on the Thurlby PL series 15V, 4A unit available from RS Components (stock no. 611-420).

This beefy unit is a mains-operated bench power supply that provides a variable stabilised d.c. output voltage of up to 15V with a current capability of up to 4A. The output voltage is set by coarse and fine rotary controls, the latter enabling the required voltage to be set to within 10mV. A third rotary control enables a current limit to be set – from a few milliamps to the unit's full 4A capability. Two front-panel mounted digital meters, each of 3¾ digit (4,000 count) capacity with 0.5in. LED numerals, provide simultaneous and continuous monitoring of the voltage and current levels. Where the current consumption varies rapidly on load a damping mechanism can be invoked to reduce the milliammeter count rate, thus reducing the "boggle factor". A full specification for the instrument is given in Table 1. Other versions are available – 5V and 0-30V types, also dual and triple supplies.

## Hook Up

The output voltage appears across two 4mm sockets. Our first action was to make up connecting leads with terminations appropriate to the portable video equipment we service – mainly the JVC/Ferguson camcorder range and Sony/Pioneer 8mm camcorders. A third lead with shrouded mini-croc-clips caters for most other requirements. Thus kitted up we were able to devote all our mental resources (such as they are) to diagnosing and repairing faults rather than having to worry about keeping the wheels turning . . .

## In Action

This power supply proved its worth from the moment it was installed. We'd be lost without it now. Its effective output impedance of 5M $\Omega$  enables it to sustain all the transient demands of the mechanics of portable video decks and camcorders. It also provides some very useful aids to fault diagnosis and to setting up procedures: one quickly gets accustomed to the current demand made by each type of machine in its various modes, and the continuous current monitoring provides a useful indication of the health of the patient on the bench. The ability to set the output voltage finely facilitates easy checking and

adjustment of the user low-battery warning indicators and the under-voltage cutout point – items that are incorrectly set at the factory surprisingly often.

When it's not in use for repair work the unit can be put to work as a battery charger – for video batteries or any other lead-acid or nicad types. Charging can be done in the constant-voltage or constant-current mode as required. It will also charge car batteries – as ours did between-times during the snowy mid-January period!

Nor was use with "outdoor" gear the only video application we found for this power supply. With a suitably low output voltage it can be used to wind tapes and cassettes out of – or in to – dead VCRs, also to test for "jamming" and to test newly-repaired front-loading mechanisms out of the machine. Similarly, the loading or mode motors in modern decks can be "pulsed" to check the operation of the mechanics and mode switches, while the instrument's milliammeter gives an accurate indication of the mechanical load being imposed and the condition of a motor. The action of the servo disc-braking coil in oldie machines like the Philips N1500, Sanyo VTC9300 and Sony SL8000 can be checked by direct application of a variable current from this instrument.

It's very often necessary to estimate for the repair of a VCR with a power supply fault. Without restoring correct operation of the power supply there's no way of telling the

Table 1: Specification

<b>Line voltage:</b> 110, 120, 220, 240V a.c. $\pm$ 10% at 48-63Hz.
<b>Output:</b> 0-15.5V nominal; 0-3.98A nominal.
<b>Output terminations:</b> 4mm terminals with 19mm (0.75in.) spacing. D.C. output switch.
<b>Sensing:</b> Remote via 4mm terminals or direct via shorting links (provided).
<b>Line stability:</b> <0.01% of maximum output for 10% line change.
<b>Load regulation:</b> <0.01% of maximum output for 90% load change.
<b>Protection:</b> Full short-circuit and overload protection.
<b>Ripple and noise:</b> Typically <1mV.
<b>Output impedance:</b> <5M $\Omega$ at 1kHz.
<b>Temperature coefficient:</b> Typically <0.01%/°C.
<b>Transient response:</b> <20 $\mu$ sec at <50mV of setting for 100% load change.
<b>Constant-current output impedance:</b> Typically 50k $\Omega$ with voltage limit at maximum.
<b>Voltage controls:</b> Continuously variable coarse and fine controls.
<b>Current limit:</b> Continuously variable from 0-99% of maximum current rating. Automatic indication of constant-current operation.
<b>Meters:</b> Dual 3¾ digit (4,000 count) with 12.5mm (0.5in.) LEDs. Reading rate 4 per second.
<b>Meter resolution:</b> Voltage 0.01V over entire range. Current 0.001A over entire range.
<b>Meter accuracy:</b> Voltage 0.1% of reading $\pm$ 0.05% full scale. Current 0.3% of reading $\pm$ 0.2% full scale. At 20-25°C.
<b>Current meter damping:</b> Normally 20msec, switchable to 2 seconds for averaging rapidly varying loads.
<b>Operating temperature range:</b> 0-45°C.
<b>Electrical safety:</b> Designed and manufactured to comply with IEC 348.


condition of the heads, motors, etc. whose cost, if faulty, will be greater than that of the power supply job. This power supply can in many cases be used to energise a machine before the soldering iron is disturbed or much time is spent, so that the overall situation is known at the outset.

At the other end of the current scale the availability of a variable, closely stabilised voltage source can provide diagnostic short-cuts. Examples include the injection of a high logic level at an i.c. pin (current limit set low); the testing of servo units where the effect of a steady "error" voltage on motor speed and the feedback signal can be studied; the manipulation of a.g.c. voltages in i.f. amplifiers, and particularly tuners, to ascertain cause or effect; the provision of a control potential for voltage-controlled attenuators or amplifiers as used in camcorders, sound i.f. chips and so on. The latter application is relevant to TV sets where the brightness, contrast and saturation levels are nowadays set by d.c. control lines.

### TV and Other Applications

In fact there are many time and trouble saving roles for the variable power supply in TV servicing. A.G.C. and tuner gain tests have already been mentioned. When servicing TV power supplies it's often helpful to be able to run up the control and pulse-generating sections in the absence of mains power, or with a reduced primary a.c. supply, in order to prevent fireworks if a fault is present: the Thurlby unit's output terminals are isolated from mains ground and the instrument's case, and it's safe to superimpose up to 300V on this.

In the same way that a mains variac is often used to soft-start a TV set under investigation this unit can be used to run up gradually the power applied to a newly repaired or newly designed circuit, for example a field timebase or audio amplifier, while keeping an eye on the unit's ammeter. This procedure of increasing the voltage while watching the current is also useful for testing zener diodes, and for the bizarre purpose of "softly" killing semiconductors, fuses and low-value resistors. To what end? To imperceptibly introduce faults for diagnostic



The Thurlby PL series bench power supply which is available from RS Components/Electromail.

**BRAND NEW VIDEO HEADS**  
**3HSS Types equivalent to JVC TU31332 (L, J or M).**  
**Only £31.35 each inc P&P & VAT. Ex stock from Luton.**

---

**D.I.Y. TV TUBE POLISHING KIT**

The Kit includes everything you need to polish approx. 25" tubes to a high standard. Detailed instructions on how to do the polishing. All you require is an Electric Drill.

**Kit Price £57 inc P&P and VAT. Available from Luton only.**  
*\*Depends on depth and area to be polished.*

**TV TUBES FREE DELIVERY\***  
**Quality, High Temperature Reprocessing**

TUBE SIZE UP TO & INCLUDING	IN LINE & PPL i.e.	MININECK (22.5mm colour)	SONY TRINITRON	
20"	AXT37-001 A51-421X A51-426X A51-570X A51-580X A51-590X A51-701X	AXT51-001 510VABZ2 510VLBZ2 510VSBZ2 A58-510X A58-540X A56-701X AXT56-001	5800YBZ2 560DYBZ2 5800ZBZ2 560EGZ2 A68-510X A68-540X A67-701X	330ABZ2 400FBZ2 470DLBZ2 470FWBZ2 520KBZ2 520NBZ2 520SBZ2 470HUBZ2 510YBZ2
22"	<b>£44</b>	<b>£50</b>	<b>£58</b>	
26"	<b>£46</b>	—	<b>£64</b>	
28"	<b>£48</b>	—	<b>£85</b>	

*Tube types not listed, please enquire.*

All tubes sold with 1 or 2 year guarantee, with optional extension by extra 2 years.  
 Prices shown are for 12 months guarantee. All tubes exchange glass required.  
 Delivery charge on colour tubes: Within 40 miles of Luton.  
 1 or 2 tubes **£6**. 3 or more tubes **FREE DELIVERY\***  
*Please add 15% VAT to all prices. Callers welcome. Please phone first.*

**WELL VIEW** 114-134 Midland Rd,  
Luton, Beds.  
 Open Mon-Fri 9am-6pm. Late opening Tuesday & Thursday till 8 pm.  
 Tel. 0582-410787.  
 Your Local Tube Stockist:  
**Well View, Southampton. Tel. 0703 331837.**  
 Phone between 2-5pm.  
**West One Distributors Ltd., Chesham, Buckinghamshire.**  
 Tel. 0494 778197  
**Best price paid for A66-540X, old glass**

training exercises! Indeed this unit is ideal for training purposes: its inbuilt current-limiting and constant-voltage/current characteristics are useful for demonstrations and, more to the point, make it impossible for the student to blow up the power supply.

Computers and their peripherals can also be powered by this unit of course, and it will (in time of need) run little Willie's Scalextric or train set far better than the power unit supplied. When the previously mentioned January snows melted, our ill-sited workshop promptly flooded. It was rapidly pumped out by a 12V bilge pump powered by you-know-what!

Some time after we acquired the instrument, while it was fulfilling its normal role on the bench, we discovered quite by accident that it would also act as a high-impedance digital voltmeter with an accuracy of 0.1 per cent if the output voltage was set to zero and the unknown voltage was applied to the output terminals. A check with the handbook confirmed that this is permissible provided the applied voltage doesn't exceed 50V.

### Conclusion

Since the day of its arrival we've found this instrument to be indispensable. So far as I am concerned its only drawback is that everyone in the service department continually wants to borrow it. I consider it to be excellent value for money at £159 plus VAT. Those who don't hold an account with RS Components can obtain it from the RS subsidiary Electromail (PO Box 33, Corby, Northants NN17 9EL - telephone 0536 204 555) at an inclusive price of £185.15. Since it can be reasonably expected to last for say fifteen years I'd look upon it as an investment.

# ECONOMIC DEVICES, PO BOX 228, TELFORD TF2 8QP

15/80H	2.40	2SA940	1.81	2SC535	0.79	AF180	0.55	BA656	7.95	BC560C	0.14	BDX63A	1.96	BFY52	0.47	BYX71-350	1.40
15/85R	3.30	2SA940-2	2.14	2SC536	0.41	AF181	0.53	BA7100	11.35	BC635	0.36	BDY20	1.21	BFY79	0.29	BYX94	0.16
16039	0.79	2SA950	0.72	2SC537	0.54	AF186	0.53	BA841A	28.90	BC636	0.42	BDY81	1.18	BFY90	0.61	BYZ56	1.29
16181	1.04	2SA951	1.26	2SC805L	1.16	AF239	0.43	BA843	3.96	BC637	0.24	BF115	1.10	BR149	2.20	BZ93C30	1.86
16182	1.04	2SA966-Y	1.16	2SC620	1.46	AF279	0.80	BA854	5.76	BC639	0.20	BF117	0.66	BR100	0.22	BZ98 RAN GE	0.10
16334	0.90	2SA999	1.36	2SC643A	1.54	AL113	1.36	BAV18	0.21	BC640	0.24	BF118	0.67	BR101	0.65	BZ981 RAN GE	0.18
16335	0.94	2SB774	1.15	2SC668	0.67	AN115	3.96	BAV19	0.11	BC879	0.39	BF121	0.25	BR103	0.75	BZ979 RAN GE	0.10
16446	0.90	2SB185	1.13	2SC681	4.40	AN155	1.89	BAV20	0.31	BC880	0.31	BF123	0.21	BR303	1.23	C106D	0.46
16600	1.38	2SB375	3.87	2SC682	1.88	AN206	2.58	BAV21	0.34	BCX34	0.40	BF127	0.13	BR303	0.67	C106E	0.76
16802	1.27	2SB400	0.40	2SC684	1.65	AN208	3.55	BAW62	0.19	BCY70	0.30	BF137	0.29	BR300	2.01	C1129	0.58
17052	5.61	2SB405	1.03	2SC693	0.63	AN210	2.28	BAX12	0.44	BCY71	0.21	BF153	0.58	BR300	0.77	CA3046	2.55
17053	5.61	2SB405	1.03	2SC710	0.69	AN211	3.25	BAX13	0.11	BCY72	0.20	BF154	0.26	BR303	0.83	CA3089	2.83
17074	9.30	2SB449B	6.90	2SC711A	0.50	AN214Q	2.75	BAX16	0.11	BD115	0.46	BF157	0.33	BR303	1.08	CA3090AQ	3.25
17089	5.35	2SB511	2.50	2SC717	1.20	AN231	14.65	BC107	0.13	BD116	0.78	BF158	0.18	BR303	2.19	CA3094	2.20
17127	3.51	2SB54	1.39	2SC734	1.43	AN234	5.92	BC107A	0.11	BD124	1.31	BF159	0.18	BR304	2.08	CA3131EM	3.12
17376	1.58	2SB546	3.75	2SC761-Y	0.95	AN236	3.78	BC107B	0.18	BD124P+KIT	0.69	BF160	0.31	BRX44	8.60	CBF16848N-071	1.56
17523	1.95	2SB56	2.80	2SC783	3.98	AN239	6.95	BC108	0.15	BD131	0.54	BF167	0.34	BRX49	0.53	CD4001	0.34
17524	1.32	2SB618A	2.22	2SC790Y	1.73	AN240P	1.52	BC108B	0.15	BD132	0.42	BF173	0.38	BRX39	0.69	CD4002	0.27
1N4001	0.06	2SB631	3.25	2SC828	0.20	AN241	1.71	BC109	0.12	BD133	0.53	BF177	0.35	BSS38	0.87	CD4008	1.35
1N4002	0.06	2SB643	0.61	2SC867A	3.84	AN245	4.49	BC109B	0.15	BD135	0.36	BF178	0.40	BSTB0140G	5.25	CD4011	0.29
1N4003	0.06	2SB669	3.67	2SC876	0.96	AN253	2.97	BC109C	0.12	BD136	0.26	BF179	0.36	BSTC0246	7.25	CD4012	0.27
1N4004	0.06	2SB681	3.96	2SC930	0.54	AN260	3.85	BC113	0.14	BD137	0.36	BF180	0.36	BSTC0233	7.25	CD4013	0.41
1N4005	0.06	2SB695	1.98	2SC935	4.13	AN262	1.98	BC119	0.36	BD138	0.46	BF181	0.32	BSTC0C143	3.07	CD4016	0.46
1N4006	0.08	2SB75	1.04	2SC936	8.62	AN272	7.92	BC126	0.23	BD139	0.34	BF182	0.34	BSTD1043	2.85	CD4017	0.82
1N4007	0.07	2SB774	0.72	2SC940	4.68	AN281	6.65	BC132	0.14	BD140	0.37	BF183	0.39	BSV57B	3.49	CD4020	1.23
1N4148	0.06	2SB819	0.89	2SD1128	2.90	AN295	5.52	BC135	0.14	BD144	1.70	BF184	0.43	BSW68	0.60	CD4021	0.29
1N4448	0.05	2SC1034	6.75	2SD1138	0.84	AN301	3.60	BC137	0.18	BD150	1.25	BF185	0.39	BSX19	1.29	CD4023	0.28
1N5401	0.14	2SC1050	5.86	2SD1273	1.25	AN302	3.99	BC138	0.34	BD151	0.67	BF194	0.14	BSX20	0.34	CD4025	0.64
1N5402	0.15	2SC1096	1.16	2SD1453	5.39	AN303	4.39	BC139	0.20	BD160	1.60	BF195	0.14	BSY52	0.50	CD4028	0.84
1N5403	0.16	2SC1104	3.90	2SD152K	2.64	AN305	11.51	BC140	0.45	BD163	0.71	BF196	0.17	BSY79	0.51	CD4040B	0.85
1N5404	0.15	2SC1106	4.54	2SD198	3.87	AN315	2.46	BC141	0.34	BD165	0.62	BF197	0.18	BT100A	1.61	CD4047	1.06
1N5408	0.35	2SC1114	6.75	2SD234	0.49	AN316	5.53	BC142	0.34	BD166	0.62	BF198	0.17	BT106	1.55	CD4049	0.46
1N914	0.04	2SC1116	4.95	2SD235	0.60	AN318	5.44	BC143	0.33	BD168	0.73	BF199	0.17	BT108	1.45	CD4052	0.75
IR3403	5.00	2SC1124	1.26	2SD24	2.29	AN320	5.47	BC147	0.08	BD175	0.60	BF200	0.37	BT119	1.76	CD4066	0.38
1S1555	0.20	2SC1129	0.34	2SD257	2.94	AN321	2.25	BC148A	0.10	BD179	0.49	BF218	0.36	BT120	2.17	CD4069	0.29
1S44	0.10	2SC1131	0.64	2SD292	2.59	AN322	5.85	BC148B	0.13	BD181	0.99	BF224	0.17	BT121	2.40	CD4070	0.66
1S5012A	0.81	2SC1158	3.33	2SD313	2.59	AN331	4.59	BC148C	0.11	BD182	0.99	BF237	0.65	BT123	1.98	CD4081	0.35
1S921	0.10	2SC1162	1.05	2SD320D	2.26	AN337	5.37	BC149	0.11	BD183	0.99	BF240	0.17	TBA970	3.06	CD4093	0.72
2N1303	0.38	2SC1172	2.22	2SD348	16.13	AN340P	1.17	BC149B	0.13	BD184	1.21	BF241	0.17	BT151-800R	1.15	CD4511	1.10
2N2219A	0.40	2SC1195	5.80	2SD350	5.20	AN355	5.98	BC154	0.14	BD187	0.53	BF245	0.50	BT16018	2.42	CD4528	2.04
2N2222	0.38	2SC1212A	1.97	2SD350A	2.80	AN362	1.75	BC154	0.14	BD189	0.69	BF245A	0.52	BT18124	4.48	CD4556	1.47
2N2646	0.80	2SC1213	0.89	2SD353	7.50	AN370	3.95	BC159	0.36	BD190	0.69	BF245B	0.49	BU106	2.89	CR02AM-8	1.55
2N2904	0.36	2SC1226	1.46	2SD389	2.41	AN5010	5.70	BC160	0.40	BD201	0.53	BF246A	2.52	BU108	1.60	CV12E	4.09
2N2905	0.43	2SC1293	0.90	2SD401	1.55	AN5111	2.92	BC161	0.20	BD202	0.60	BF255	0.50	BU109	2.55	CX095D	3.14
2N2906	0.38	2SC1306	1.98	2SD414	1.98	AN5120N	4.50	BC168	0.36	BD203	0.50	BF256	0.28	BU110	5.69	CX104	9.64
2N2926	0.15	2SC1316	10.25	2SD471	2.13	AN5132	4.39	BC169C	0.16	BD204	0.61	BF256LB	0.42	BU111Y	4.16	CX108	10.50
2N3053	0.27	2SC1317	0.87	2SD560	2.95	AN5250	3.98	BC170	0.16	BD207	1.79	BF256LC	0.42	BU125	2.48	CX109	7.86
2N3054	0.99	2SC1364	0.40	2SD588A	2.36	AN5435	3.08	BC171	0.11	BD208	0.34	BF257	0.34	BU126	1.55	CX130	0.76
2N3055	0.61	2SC1383	1.20	2SD600	3.25	AN5610	2.85	BC172	0.13	BD222	0.49	BF258	0.36	BU137	6.53	CX134	11.04
2N3442	1.56	2SC1391	2.46	2SD601R	0.65	AN5612	4.25	BC172B	0.27	BD225	0.49	BF259	0.34	BU205	1.08	CX136*	11.89
2N3702	0.14	2SC1398	0.94	2SD613	1.03	AN5613	4.63	BC173	0.17	BD228	0.63	BF262	0.57	BU206	1.27	CX139	11.83
2N3703	0.14	2SC1413A	3.05	2SD621	12.85	AN5630	3.95	BC174B	0.27	BD229	1.05	BF263	0.57	BU207	1.65	CX152	4.84
2N3705	0.16	2SC1446	1.25	2SD636	0.55	AN5701N	1.66	BC177	0.20	BD232	0.50	BF271	0.34	BU208	1.12	CX158	4.10
2N3706	0.14	2SC1447	2.07	2SD639-R	0.77	AN6250	3.96	BC178	0.26	BD234	0.42	BF273	0.20	BU208/02	1.97	CX177	6.75
2N3707	0.16	2SC1475	0.37	2SD655	0.98	AN6300	7.00	BC179	0.26	BD237	0.47	BF274	0.20	BU208A	1.12	CX187	5.26
2N3711	0.11	2SC1505	1.00	2SD657	3.50	AN6310	8.74	BC182	0.09	BD238	0.39	BF324	0.35	BU208D	1.95	CX185	12.95
2N3721	2.04	2SC1514	1.41	2SD661A	0.80	AN6320N	4.20	BC182L	0.10	BD239	0.45	BF336	0.33	BU209	1.93	CX885A	6.85
2N3772	1.71	2SC1573Q	1.25	2SD731	2.45	AN6340	11.00	BC182LB	0.14	BD240	0.37	BF337	0.40	BU226	2.95	DEC1	2.20
2N3773	2.29	2SC1578	8.74	2SD773	0.33	AN6341	5.98	BC183L	0.11	BD241	0.39	BF338	0.44	BU326	2.20	DEC2	4.33
2N3819	0.42	2SC1583	1.17	2SD811	7.65	AN6342	1.61	BC183LB	0.26	BD242	0.39	BF335	0.49	BU326A	2.20	D53486N	4.20
2N3823	1.17	2SC1617	3.89	2SD823	1.98	AN6363	16.00	BC184	0.13	BD243A	0.37	BF362	0.66	BU326S	2.29	D53487N	4.33
2N3904	0.62	2SC675	1.41	2SD837	1.56	AN6371	9.24	BC184L	0.14	BD243C	0.79	BF363	0.69	BU406	0.49	E1222	0.40
2N3908	0.62	2SC1678	1.98	2SD841	3.65	AN6387	10.65	BC184LB	0.26	BD244	0.51	BF371	0.50	BU406D	1.79	E5024	0.28
2N4101	1.73	2SC1741	1.25	2SD856	2.25	AN6531	1.95	BC186	0.27	BD244C	0.79	BF391	0.25	BU407	0.82	E5386	0.25
2N4240	3.30	2SC1810	1.70	2SD857Q	1.84	AN6551	1.35	BC187	0.28	BD245C	0.99	BF417	0.84	BU407D	1.09	E9003	0.46
2N4444	1.73	2SC1815	0.66	2SD882	1.50	AN6552	2.40	BC204	0.16	BD246	1.25	BF418	1.87	BU412	1.95	E9005	0.50
2N5293	0.50	2SC1826	0.65	2SD894	1.50	AN6610	2.40	BC207	0.14	BD253	1.05	BF422	0.29	BU426A	1.67	ESM310BP	4.15
2N5294	0.50	2SC1829	3.34	2SD898	5.45	AN6677	8.95	BC212	0.11	BD278A	0.80	BF423	0.52	BU500	1.95	FND500	5.78
2N5296	0.49	2SC1875	5.85	2SK105H	2.15	AN7111	1.46	BC212B	0.26	BD317	2.60	BF450	0.25	BU508A	1.75	G374	1.85
2N5297	0.50	2SC1881K	2.95	2SK152	0.54</												

# TEL 0902 712083 TELEX 338490

HA1374	4.80	LR3419	9.37	NE565N	1.33	SKE4F2/08	1.24	STK3042	10.25	TA7312P	2.45	TD62106P	2.50	TDA3560	5.25	TUA2000	8.98
HA1377	4.80	LR3471	9.37	NE6458N	3.35	SKE4F2/06	0.85	STK3044	5.75	TA7313AP	1.50	TD62104P	2.50	TDA3571Q	2.97	TV106	1.86
HA1389R	2.05	LU1141	7.27	NP1106	8.60	SKE4F2/10	1.24	STK4019	4.50	TA7321	5.94	TD62706P	4.50	TDA3578	7.00	TV60108	2.57
HA1389	2.30	LU52012	5.95	OA202	0.11	SKE4G2/02	0.96	STK4030	11.75	TA7322P	3.15	TD62708P	2.31	TDA3580	5.79	U05G	1.14
HA1392	3.90	LU52011	14.95	OA47	0.16	SKE5F3/10	1.80	STK433	6.25	TA7325P	1.15	TD62708P	2.25	TDA3591	6.45	ULN2204	11.45
HA1394	3.95	LU03112	12.57	OA91	0.09	SKS1/10	2.15	STK4332	6.25	TA7325P	1.75	TD62708P	2.25	TDA3591A	5.50	UPA53C	4.94
HA1397	3.76	M193	12.37	OA95	0.12	SL1310	3.14	STK435	5.94	TA7330P	5.06	TD62708P	2.22	TDA3650	7.44	UPC1003	5.95
HA1398	3.98	M21C	3.98	OC28	2.95	SL1430T	2.32	STK4352	11.23	TA7340P	13.50	TD62708P	2.11	TDA3652	5.50	UPC1025H	3.80
HA1406	2.07	M23C	1.00	OC29	2.15	SL1414	3.69	STK436	7.21	TA7340P	3.28	TD62708P	2.11	TDA3652A	2.96	UPC1025H	3.80
HA1452	1.63	M23C	0.83	OC36	1.28	SL432A	3.44	STK437	7.00	TA7340P	4.00	TD62708P	2.11	TDA3652A	2.96	UPC1025H	3.80
HBF4030AF	2.40	M239	9.15	OC44	0.35	SL432A	3.44	STK437	7.00	TA7340P	5.25	TD62708P	2.11	TDA3652A	2.96	UPC1025H	3.80
HD14538	2.07	M51102L	6.35	OC45	0.18	SL439	2.48	STK4372	3.85	TA7340P	0.94	TD62708P	2.11	TDA3652A	2.96	UPC1025H	3.80
HD38702-A2	7.45	M5115P	5.24	OC72	0.44	SL471	4.78	STK439	8.31	TA7340P	7.50	TD62708P	2.11	TDA3652A	2.96	UPC1025H	3.80
HD38750A53	8.95	M51203L	3.15	OC75	0.44	SL480	3.98	STK441	11.28	TA7340P	7.50	TD62708P	2.11	TDA3652A	2.96	UPC1025H	3.80
HD38750A-7	7.25	M51231P	3.04	ON236	1.96	SL490	2.44	STK443	10.29	TA7340P	2.98	TD62708P	2.11	TDA3652A	2.96	UPC1025H	3.80
HD38800A50	14.09	M5134-9341	4.13	ON782	1.98	SL901B	1.96	STK457	13.45	TA7340P	1.35	TD62708P	2.11	TDA3652A	2.96	UPC1025H	3.80
HD44801A05	18.25	M51353P	5.25	OT121	1.45	SL918A	6.98	STK460	6.98	TA7340P	2.40	TD62708P	2.11	TDA3652A	2.96	UPC1025H	3.80
HEF4001BP	0.67	M51381P	5.09	PT6042	2.45	SN16861A0	4.95	STK461	6.95	TA7340P	2.01	TD62708P	2.11	TDA3652A	2.96	UPC1025H	3.80
HIS1010	8.50	M51383AP	9.35	PT8504	4.98	SN16862AN	2.98	STK463	11.53	TA7340P	10.25	TD62708P	2.11	TDA3652A	2.96	UPC1025H	3.80
HIS1004	6.00	M51394P	11.97	R1038	2.19	SN16966N	10.25	STK466	11.77	TA7340P	1.27	TD62708P	2.11	TDA3652A	2.96	UPC1025H	3.80
HIS1002	9.50	M5142P	5.49	R1039	2.19	SN29711N	7.19	STK4833	16.35	TA7340P	1.75	TD62708P	2.11	TDA3652A	2.96	UPC1025H	3.80
HIM6231	9.81	M5144P	4.28	R2008B	1.33	SN29716N	3.66	STK501	6.92	TA7340P	6.45	TD62708P	2.11	TDA3652A	2.96	UPC1025H	3.80
HIM6232	8.89	M51513L	2.55	R2009	1.98	SN29715N	6.04	STK502	5.74	TA7340P	4.05	TD62708P	2.11	TDA3652A	2.96	UPC1025H	3.80
HIM6251	5.70	M515158L	3.23	R2010B	1.33	SN29722	11.95	STK5314	12.32	TA7340P	2.16	TD62708P	2.11	TDA3652A	2.96	UPC1025H	3.80
HIM7103	4.85	M51517L	2.70	R2029	1.33	SN29723AN	7.85	STK5730	3.95	TA7340P	2.62	TD62708P	2.11	TDA3652A	2.96	UPC1025H	3.80
HIM9032	3.22	M5192	3.21	R2030	1.33	SN29764AN	1.38	STK7216	6.95	TA7340P	0.98	TD62708P	2.11	TDA3652A	2.96	UPC1025H	3.80
HIM9012	3.22	M5194AP	5.74	R2265	3.71	SN29767	4.98	STK772	6.95	TA7340P	3.75	TD62708P	2.11	TDA3652A	2.96	UPC1025H	3.80
HIM9015	3.24	M5231L	1.95	R2265	1.49	SN297708N	3.84	STR10956	6.95	TA7340P	4.07	TD62708P	2.11	TDA3652A	2.96	UPC1025H	3.80
HT4207	17.16	M53274P	1.33	R2305	1.18	SN297728N	4.91	STR4090	7.95	TA7340P	2.83	TD62708P	2.11	TDA3652A	2.96	UPC1025H	3.80
HT4208	18.25	M54532P	2.15	R2302	0.59	SN297711N	3.25	STR4440	11.80	TA7340P	2.52	TD62708P	2.11	TDA3652A	2.96	UPC1025H	3.80
IN5401	0.11	M54544L	4.75	R2323	0.76	SN29791	2.98	STR4441	6.95	TA7340P	0.73	TD62708P	2.11	TDA3652A	2.96	UPC1025H	3.80
IR2403	4.25	M54878P	6.75	R2354A	2.01	SN29798N	5.56	STR451	4.90	TA7340P	1.20	TD62708P	2.11	TDA3652A	2.96	UPC1025H	3.80
IR2C05	4.25	M54885P	13.65	R2354B	2.01	SN2709	0.44	STR453	8.10	TA7340P	1.24	TD62708P	2.11	TDA3652A	2.96	UPC1025H	3.80
IR3P06	2.25	MA06	1.07	R2443	0.88	SN7400N	0.34	STR454	7.56	TA7340P	0.95	TD62708P	2.11	TDA3652A	2.96	UPC1025H	3.80
IR3P08	4.95	MA8001	0.82	R2461	1.50	SN7401N	0.36	STR4620	5.75	TA7340P	1.05	TD62708P	2.11	TDA3652A	2.96	UPC1025H	3.80
IR9458	6.25	MA8003	1.16	R2540	2.31	SN7402N	0.65	STR4629V	8.31	TA7340P	2.50	TD62708P	2.11	TDA3652A	2.96	UPC1025H	3.80
IS751	2.85	MB3705	1.98	R2540X	3.30	SN7404N	0.24	T6035V	0.73	TA7340P	1.05	TD62708P	2.11	TDA3652A	2.96	UPC1025H	3.80
IT7425	0.18	MB3710	1.85	R2615	0.67	SN7408N	0.27	T6036	0.67	TA7340P	2.03	TD62708P	2.11	TDA3652A	2.96	UPC1025H	3.80
I20003GE	5.37	MB3713	1.69	RCA16029	2.01	SN7410N	0.27	T6037	0.91	TA7340P	1.62	TD62708P	2.11	TDA3652A	2.96	UPC1025H	3.80
I20020GE	5.93	MB3730	2.64	RCA16600	1.38	SN74121	1.80	T6044V	2.17	TA7340P	5.20	TD62708P	2.11	TDA3652A	2.96	UPC1025H	3.80
K174YP	3.46	MC13002	3.65	RCA16802	1.08	SN7413N	0.37	T6045	1.20	TA7340P	2.80	TD62708P	2.11	TDA3652A	2.96	UPC1025H	3.80
KA2101	2.92	MC1310P	2.29	RCA17074	1.58	SN74141N	2.65	T6049	1.45	TA7340P	3.99	TD62708P	2.11	TDA3652A	2.96	UPC1025H	3.80
KCS81C	6.32	MC1327P	1.33	RCA17376	1.58	SN74151AN	1.51	T6052V	0.67	TA7340P	1.10	TD62708P	2.11	TDA3652A	2.96	UPC1025H	3.80
KCS82C	3.97	MC1330P	2.88	RCA17524	0.83	SN74154N	1.27	T6058	3.08	TA7340P	1.18	TD62708P	2.11	TDA3652A	2.96	UPC1025H	3.80
KCS83C	5.54	MC1350P	1.61	RCA17523	0.83	SN74190	2.00	T6059	2.27	TA7340P	2.90	TD62708P	2.11	TDA3652A	2.96	UPC1025H	3.80
L200CV	1.68	MC1351P	3.96	RCA2060	2.00	SN7420N	0.34	T9003V	1.75	TA7340P	2.39	TD62708P	2.11	TDA3652A	2.96	UPC1025H	3.80
LA1201	1.02	MC1352P	2.50	RGP01-15	0.70	SN7430	0.49	T9005V	2.38	TA7340P	2.45	TD62708P	2.11	TDA3652A	2.96	UPC1025H	3.80
LA1210	1.58	MC1357P	2.15	RGP10	0.50	SN7440N	0.27	T9011V	0.26	TA7340P	1.30	TD62708P	2.11	TDA3652A	2.96	UPC1025H	3.80
LA1230	2.87	MC1358P	1.55	RGP30AM	0.59	SN7472	1.54	T9013V	7.95	TA7340P	6.58	TD62708P	2.11	TDA3652A	2.96	UPC1025H	3.80
LA1320	2.87	MC14001	2.40	RT402	1.58	SN7474N	0.44	T9014V	2.80	TA7340P	1.04	TD62708P	2.11	TDA3652A	2.96	UPC1025H	3.80
LA1352	1.75	MC14013	0.41	RT905A	2.38	SN7490AN	0.93	T9016	1.02	TA7340P	1.84	TD62708P	2.11	TDA3652A	2.96	UPC1025H	3.80
LA1357N	11.07	MC14493P	11.95	S1299	7.98	SN74LS26N	0.53	T9019W	1.58	TA7340P	1.88	TD62708P	2.11	TDA3652A	2.96	UPC1025H	3.80
LA1363	1.05	MC14494P	2.15	S175	31.48	SN76001N	1.65	T9034V	1.45	TA7340P	1.30	TD62708P	2.11	TDA3652A	2.96	UPC1025H	3.80
LA1364	3.02	MC14497	3.65	S2062D	2.07	SN76013ND	7.50	T9035V	2.33	TA7340P	1.30	TD62708P	2.11	TDA3652A	2.96	UPC1025H	3.80
LA1365J	1.44	MC14510BAL	3.75	S2800D	5.54	SN76023N	5.15	T9051	1.15	TA7340P	1.15	TD62708P	2.11	TDA3652A	2.96	UPC1025H	3.80
LA1385	3.94	MC14511BCP	1.10	S2802	3.47	SN76023ND	3.96	T9054V	1.75	TA7340P	1.60	TD62708P	2.11	TDA3652A	2.96	UPC1025H	3.80
LA1387	7.60	MC14528BCP	2.70	S2818	4.05	SN76033N	4.15	T9057V	0.70	TA7340P	1.80	TD62708P	2.11	TDA3652A	2.96	UPC1025H	3.80
LA3155	1.25	MC1712	3.88	S3702S	6.05	SN76110N	0.90	T9062V	0.49	TA7340P	6.20	TD62708P	2.11	TDA3652A	2.96	UPC1025H	3.80
LA3301	1.65	MC5192	19.50	S40V	16.68	SN76115AN	1.61	T9064	1.61	TA7340P	1.60	TD62708P	2.11	TDA3652A	2.96	UPC1025H	3.80
LA3350	1.43	MC7724CP	3.49	S6808B	8.80	SN76131	1.92	T90602	4.03	TA7340P	1.71	TD62708P	2.11	TDA3652A	2.96	UPC1025H	3.80
LA3361	1.23	MC7818C	2.18	SA8063	5.17	SN76227N	1.33	TA7027	1.70	TA7340P	4.13	TD62708P	2.11	TDA3652A	2.96	UPC1025H	3.80
LA3365	3.98	MCR100/7	1.65	SAA1006	1.75	SN76226ND	1.98	TA7050	1.44	TA7340P	3.03	TD62708P	2.11	TDA3652A	2.96	UPC1025H	3.80
LA3390	4.25	MCR106-5/6	0.95	SAA1020	4.76	SN76228N	3.27	TA7051	1.75	TA7340P	1.76	TD62708P	2.11	TDA3652A	2.96	UPC1025H	3.80
LA4030P	4.20	MCR220/7	2.28	SAA1025	4.40	SN76242	8.95	TA7054	2.54	TA7340P	2.05	TD62708P	2.11	TDA3652A	2.96	UPC1025H	3.80
LA4031P	3.20	ME0402	0.17	SAA1024	2.81	SN76243	8.50	TA7080AP	1.27	TA7340P	1.85	TD62708P	2.11	TDA3652A	2.96	UPC1025H	3.80
LA4032P	2.35	ME0400/2	0.47	SAA1075	6.25	SN76396	5.90	TA7061AP	1.27	TA7340P	2.70	TD62708P	2.11	TDA3652A	2.96	UPC1025H	3.80
LA4100	1.25	ME0411	0.28	SAA1121	7.44												

# The 8mm Video System

## Part 2

Eugene Trundle

In Part 1 last month we covered the basic specification and characteristics of the Video 8 system, including the cassette, the track and deck layout and finally the recorded signal spectrum. This time we're going to consider the chroma and luminance signal processing.

### Chroma Record System

The chroma signal processing system is conventional, though there are several points of interest. The basic arrangement used in the record mode is shown in Fig. 9.

The 4.43MHz chroma subcarrier is filtered from the composite video signal and then fed to an amplifier whose gain is regulated to maintain a constant burst (and hence chroma) amplitude – this is the a.c.c. action (automatic chrominance control). Two reservoir capacitors are used, with switching at field sequential rate: this gives separate gain control to compensate for any difference in the characteristics of the two video heads.

The next stage is chroma emphasis whose main purpose is to reduce chroma noise, particularly with low-level signals. The outermost chroma sideband signals are weakest and most susceptible to noise: these are boosted by a filter that has a bell-shaped response, similar to that used in a SECAM decoder. A complementary filter restores the signal balance during playback, reducing the chroma noise in the process. A further stage of emphasis operates when gated on by a suitably timed pulse, doubling the amplitude of the burst to make it less susceptible to tape noise and increase the accuracy of the playback chroma-correction processes. It partly compensates for the fact that the Video 8 system doesn't use the Betamax system's excellent pilot-burst system. This 6dB burst emphasis system is also used in US-standard VHS machines (NTSC colour system).

The chroma down-converter works in the subtractive mode, with a "local-oscillator" input at 5.16MHz. To facilitate crosstalk correction during playback the 732kHz output from the down-converter has a phase advance of 90° per TV line for application to head A (ch. 1) and a non-changed phase for head B (Ch. 2). To remove timing jitter during playback the relationship between the 4.43MHz subcarrier frequency and the line frequency (fH) has to be strictly maintained. The arrangement used to generate the 5.16MHz local-oscillator signal takes care of these factors.

Fig. 10 shows the arrangement in block diagram form. Line sync pulses from the signal to be recorded are used

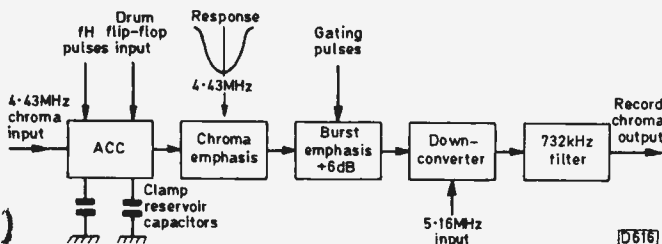


Fig. 9: Block diagram showing the chroma signal processing in the record mode. Separate a.c.c. reservoir capacitors provide for differences between head characteristics.

to lock a 375fH (5.86MHz) voltage-controlled oscillator (VCO) whose output is fed to a divide-by-eight circuit which is programmable, coming under the influence of line-rate pulses from a second VCO that's locked to the incoming line sync signal by means of a phase-locked loop. The output from the divide-by-eight counter is at 732kHz, with a 90° per line phase-stepped characteristic when used with head A. For use with head B the phase-shift system is muted by the head-switch flip-flop signal (a 25Hz squarewave) that's also applied to the programmable counter.

The 732kHz signal is fed to an additive mixer (carrier converter) whose second input is a stable 4.43MHz c.w. signal derived from a crystal oscillator locked at 90° to the burst signal: 4.43MHz + 732kHz gives 5.16MHz for application to the down-converter. The record chroma signal that emerges from the down-converter has the required head A 90° per line phase-stepping characteristic, and after filtering it's added to the luminance f.m. record signal. The carrier inverter shown in Fig. 10 is immobilised during record: it's used for trick-mode playback, as we shall shortly see.

### Chroma Playback

As is always the case the chroma playback arrangement is more complex than the record system – due to the need for dejittering and crosstalk cancellation. An outline of the system is shown in Fig. 11 – many of the stages are common with those used for recording.

The 732kHz off-tape signal is controlled by the a.c.c. stage before being applied to an up-converting mixer. The output from this, at 4.43MHz, enters a comb filter for crosstalk removal before de-emphasis is applied by a bell filter with a characteristic which complements that used during the record process. In the normal playback modes the chroma signal is now ready to be added to the luminance signal to form a composite (CVBS) video output. Derivation of the 5.16MHz "local oscillator" signal is the key to correct phase restoration and dejittering of the chroma playback signal.

As before the 5.16MHz c.w. signal is generated by a mixer whose inputs are at 4.43MHz and 732kHz. The source of the 4.43MHz input is a crystal (the same as that used in the record mode) but the oscillator is now "free-running", i.e. it's not within a control loop: it acts as a master oscillator for the chroma playback system.

The a.p.c. detector has two inputs, a gated sample (burst) of the up-converted subcarrier and a 90° phase-shifted signal derived from the 4.43MHz crystal oscillator. The phase detector's error voltage output acts on a 5.86MHz (375fH) VCO whose output passes through the programmable divide-by-eight counter to produce the required 732kHz signal for the carrier converter. Once again the counter/phase-shift circuit is programmed by the head-switching flip-flop squarewave to produce the appropriate phase-stepping characteristic for head A's signal and a constant-phase output for head B's signal. This cancels the phase shifting introduced during the record process: it's used in the comb filter circuit where crosstalk is cancelled.



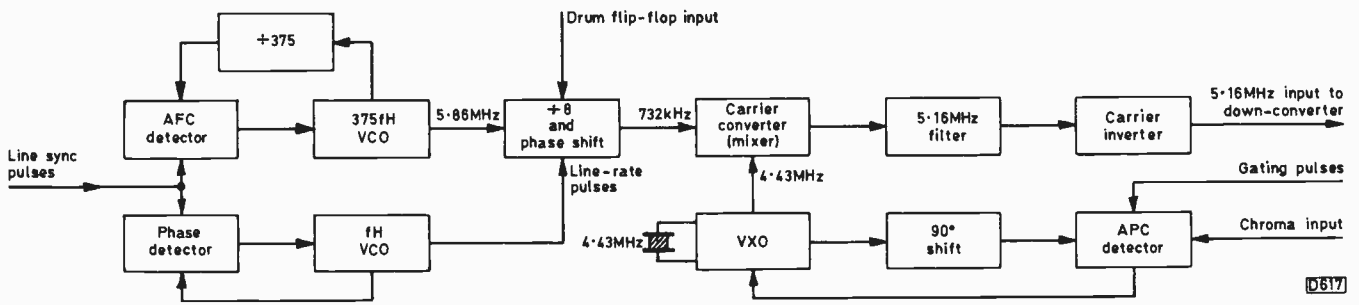


Fig. 10: Generating the 5.16MHz "local oscillator" signal for the down-converter in Fig. 9.

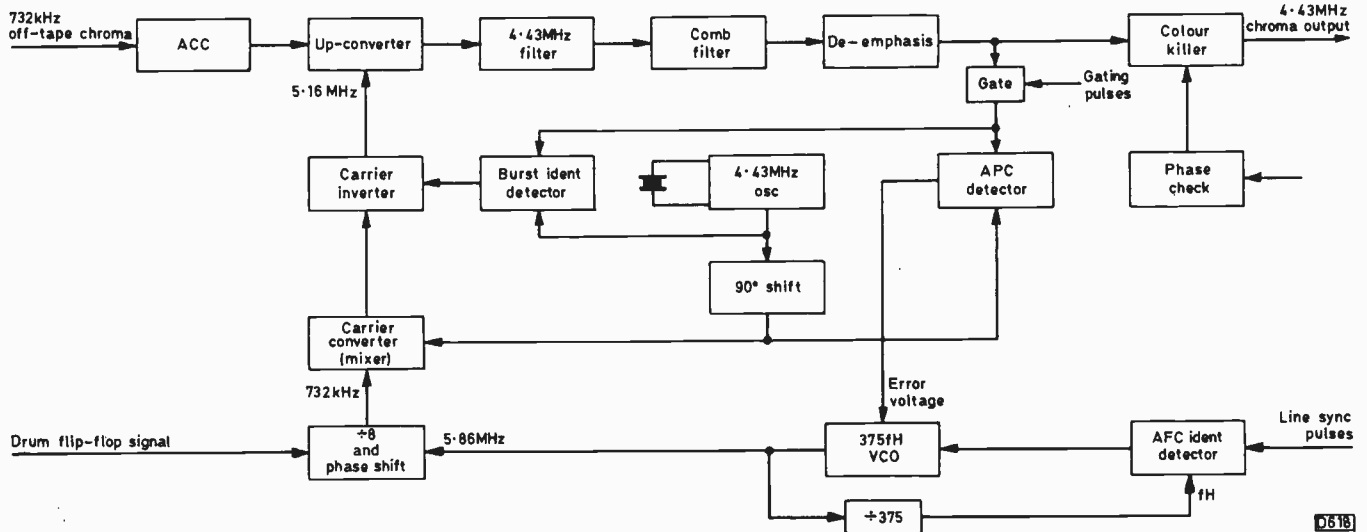


Fig. 11: Chroma playback up-conversion and carrier generation.

The phase detector's control range is limited – it can work over a range of only  $180^\circ$ . To prevent the phase detector "running out of road" the burst ident detector compares the phase of the playback chroma burst with the local 4.43MHz c.w. signal from the crystal oscillator. If a phase error is detected a reset signal is passed to the carrier inverter in the 5.16MHz feed to the up-converter. This has the effect of inverting the chroma output signal so that the correct operating range for the a.p.c. detector is maintained.

During normal playback then the dejittering agent is the 5.86MHz VCO which acts in a phase-control loop to maintain the correct phase (and hence colour) by slaving the chroma signal to the 4.43MHz reference signal. The subcarrier frequency control normally provided in chroma playback systems is not required here, though the facility does exist – the a.f.c. ident detector shown at the bottom in Fig. 11. This steers the 5.86MHz VCO on a line-by-line basis, producing an error output voltage which is derived from a comparison of the off-tape line sync pulse and an fH pulse counted down by the  $\div 375$  circuit. The VCO is thus locked at 375fH. This arrangement is normally operative only in the jog (trick) playback modes, which call for the use of several other artifices.

### Jog Chroma Correction

In any mode other than normal playback at SP or LP speeds the linear tape speed differs from that used during record. As a result the path of the heads crosses the tape tracks instead of being centred on them. Because the track correlation is 1H and 2H (SP and LP respectively) these track crossings – typically in the search modes –

cause no problems with the luminance signal (unlike VHS-LP, where an 0.5H jump pulse generator and a  $32\mu\text{sec}$  signal delay are required) but can give rise to a disordered PAL chroma signal.

As head A (Ch. 1) for example crosses from one of its tracks to an adjacent track in the search mode (cue or review) it may well leave on a  $+(R - Y)$  line and move to another line with  $+(R - Y)$  instead of the expected  $-(R - Y)$ , destroying the PAL sequence. This cannot be prevented but can be masked by using the additional circuitry shown in Fig. 12. Here the chroma signal is checked for correct burst phase sequence by comparing it – in the sequence detector – with an artificial burst generated within a special chip. When an incorrect sequence is detected a logic circuit comes into action, operating a

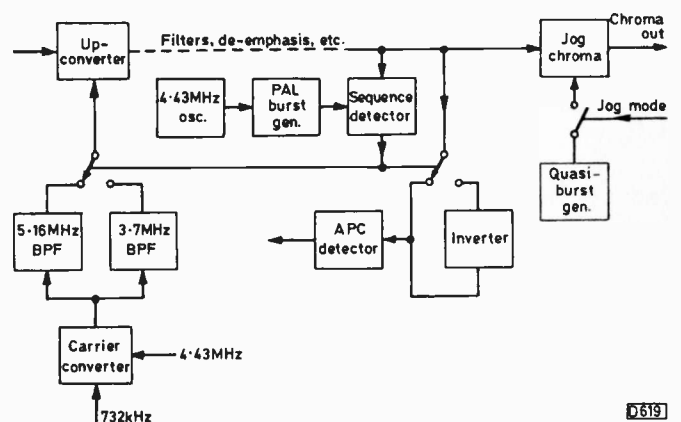


Fig. 12: Chroma correction arrangements used in the trick playback modes.

changeover switch in the 5.16MHz path to the up-converter. Its effect is to invert the phase of the chroma signal, burst and all, about the B - Y axis, restoring the normal PAL continuity at the chroma output.

The way in which this is done is unusual. The carrier converter's two inputs, 4.43MHz and 732kHz, produce both sum (5.16MHz) and difference (3.7MHz) outputs which can be selected by means of bandpass filters. Either can be used as the "local oscillator" input to the up-converter, whose output will in both cases be at 4.43MHz. When 5.16MHz is being used the carrier converter is working in the additive mode and the up-converter in the subtractive mode: when 3.7MHz is being used the carrier converter subtracts and the up-converter adds. The point is that in the additive mode the up-converter inverts the phase of the R - Y chroma without upsetting the head A phase-stepping sequence.

Alteration of the chroma phase on such a rapid basis would ordinarily cause instability in the a.p.c. detector circuit, which has a relatively long time-constant. To prevent this a compensation link is provided between the sequence detector and the a.p.c. detector.

Further compensation techniques used in the jog chroma playback mode include a high-speed a.c.c. circuit to minimise the effects of mistracking, a facility to correct the speed of the 5.86MHz VCO by applying off-tape line sync pulses to the a.f.c. ident detector, and a quasi-burst insertion circuit in which a locally-generated PAL burst signal is substituted for the off-tape one - the latter could be corrupted by mistracking noise or timing errors. In Sony's own and derived machines all these jog chroma circuits are incorporated in a specially designed chip, type CX20117.

### Chroma Crosstalk Compensation

The effect of the line-rate phase advance given to the chroma signal recorded by head A (Ch. 1) is shown in the top row (a) in Fig. 13 - this assumes that the signal consists of a plain red raster. The constant-phase red signal recorded in the adjacent tracks by head B (Ch. 2) is shown in row (b). When the tracking during playback is correct head A will read mainly its own tracks, but crosstalk will give rise to a small signal from the Ch. 2 tracks, as shown in row (c). The TV-line correlation between adjacent tracks ensures that the crosstalk signal is coherent. In restoring the phase of the Ch. 1 playback signal the crosstalk signal is rotated clockwise by 90° per line as shown in row (d). Row (e) is the result of delaying previous row (d) by two TV lines, i.e. 128µsec. When the signal components from rows (d) and (e) are added (electrically) the crosstalk signals (black arrows), being equal and opposite, will be cancelled while the wanted in-phase signals will add and will thus be reinforced.

Although Fig. 13 shows only a red hue and takes no account of the PAL alternations of the signal the crosstalk cancellation system works for all hues and for PAL, as a laborious redrawing of Fig. 13 for different signal conditions would show. In fact the only time when the system breaks down is when the colours on adjacent lines are markedly different.

Though not actually part of the format, V8 machines incorporate a correlation detector and switch to prevent hue distortion at the upper and lower edges of coloured objects in the picture. Fig. 14 shows its operation. A feedback loop is used to feed back 2H delayed chroma to a subtractor in the chroma signal path. The correlation

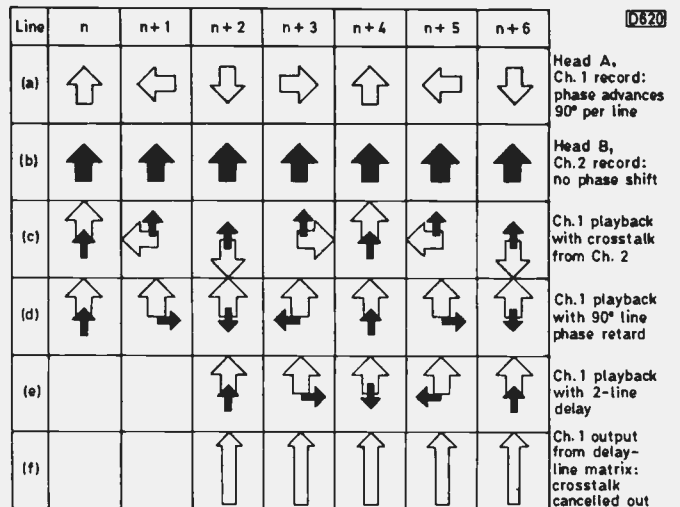


Fig. 13: Chroma crosstalk cancellation achieved by the two-line delay line and add matrix.

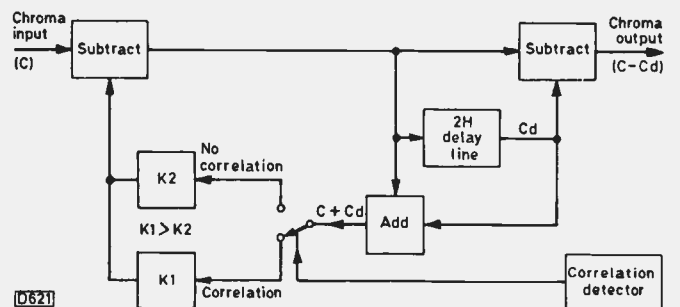


Fig. 14: Operation of the correlation detector in the chroma crosstalk cancellation circuit - this prevents colour distortion at sharp horizontal edges in the picture.

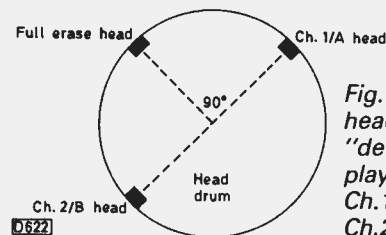


Fig. 15: Positions of the heads around the drum. In "deck" models a trick-playback head designated Ch.1' is incorporated in the Ch.2/B head chip.

detector allows a high degree of feedback when the chroma correlation is high: when low or no correlation is present however an alternative feedback path is switched in to cancel the effect of the crosstalk-compensation delay line.

### The Flying Erase Head

An important feature of the Video 8 format is the head-drum mounted flying erase head. Its width covers approximately two tracks and it's mounted at 90° to the line on which the record/playback heads are situated, as Fig. 15 shows. The main advantage of the flying erase head is in editing situations where a clean cut between the old and the new video material is achieved. Because of the physical separation between the stationary full-erase head and the video-head drum in other formats the old tracks must be overwritten by the normal (or a specially increased) luminance recording action of the rotating heads during the first few moments of a new recording. This provides adequate erasure of the previous luminance signal but leaves remnants of the original chroma signal:

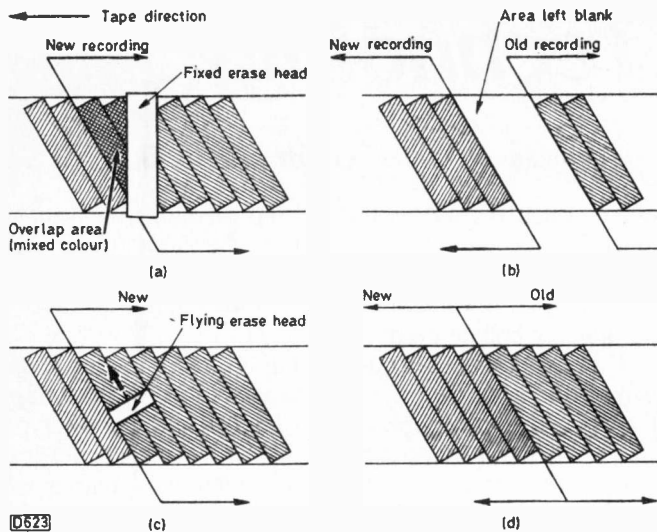


Fig. 16: The advantage of the flying erase head. The start of a new recording in a fixed erase head machine is shown at (a). The portion of the tape between the fixed erase head and the video head drum will produce chroma patterning during playback. At the end of the recording a blank section of the tape is present before reversion to the original recording. This is shown at (b). In (c), representing a record start with a flying erase head, an instant and complete transition is achieved between the old and new recorded material. A slick changeover again takes place at the end of an insert recording, as shown at (d).

the result is colour stains at the transition point during playback – the severity of the stains depends on the colour saturation and content of the old and new pictures. The flying-erase system has long been used on professional video equipment. Fig. 16 shows the way in which these unsightly colour glitches are avoided: it also shows how a “noisy gap” is avoided at the end of an insert recording. The erase head, which needs considerable energy, is driven via a high-power rotary transformer and is switched on and off by the syscon. The process of PCM dubbing involves fast switching of the erase head and will be dealt with later.

### Luminance Processing

It is not proposed to describe the luminance circuits in any detail since apart from the use of a high f.m. carrier frequency (see Fig. 8) they follow conventional practice, with non-linear pre- and de-emphasis for noise reduction and a 7.8kHz (half line rate) shift of the f.m. carrier frequency field by field to facilitate crosstalk removal by means of a comb filter during playback.

A feature of the Sony luminance record system is the use of a delay-line comb filter (the same one that's used for noise reduction during playback) in conjunction with a clamp to remove, line by line, any d.c. offset in the recorded luminance signal. This ensures that the field-rate half line frequency differential in the f.m. oscillator is accurately maintained for optimum working of the luminance crosstalk cancellation system.

Current Video 8 machines also use the correlation detection system during playback to prevent signal distortion in the noise-cancelling circuit in situations where the adjacent TV lines are dissimilar. These techniques were described by Steve Beeching in the March 1986 issue (see page 300). The luminance correlation detector used in Sony 8mm machines operates in a similar manner to that in the chroma playback circuit already described.

next month in

# TELEVISION

### ● RECENT PHILIPS CHASSIS

We've had little to say about Philips TV chassis since a brief article on the CTX in the January 1983 issue. Time then for an up-date. Harold Peters traces the evolution of Philips sets from the KT3/K30 series through System 4 – with notes on servicing these models – to the current CF1 and 2A chassis. Coverage includes the SOPS (self-oscillating power supply) system, Philips' variation on the old Siemens concept.

### ● 25kV EHT PROBE

With care it's possible to build an e.h.t. meter at a modest cost: Andrew Heron provides constructional details for a self-contained probe incorporating a moving-coil meter. The probe has been designed to measure voltages up to 25kV and the prototype has provided three years' reliable service.

### ● LOW-VOLTAGE DC OPERATION

It's holiday time again, which means complaints about the operation of equipment designed for use with low-voltage d.c. supplies. J. LeJeune provides practical guidance on satisfactory operation, particularly on the importance of adequate wiring, on interference problems and on obtaining a 12V supply from a 24V source.

### ● VIDEO 8: THE ATF SYSTEM

The use of control pulses recorded on a longitudinal track at the edge of the tape, as in the VHS and Beta systems, has served us well. With the Video 8 system's very narrow tracks however a more precise tracking technique is required. The system used is akin to that employed in V2000 VCRs, i.e. automatic track following pulses are laid down during the helical scan. Next month's Video 8 article describes the implementation of the technique in the 8mm format.

PLUS ALL THE REGULAR FEATURES

ORDER YOUR COPY ON THE FORM BELOW:

TO.....  
(Name of Newsagent)

Please reserve/deliver the June issue of TELEVISION (£1.30), on sale May 20th, and continue every month until further notice.

NAME .....

ADDRESS .....

# Surface-mounted Technology

Geoff Lewis, B.A., M.Sc.

One of the most significant developments in printed-circuit board technology has been the introduction of surface-mounted components/devices (SMC/D). Use of very short tabs instead of the conventional lead-out wires means that the performance of these components is much closer to the theoretical specification. As a result of the reduced self-resistance, -capacitance and -inductance SMDs have a much better r.f. performance and much higher operating speed.

Surface-mounted components are soldered directly to metallic pads or lands on the PCB. The components are smaller physically and can thus be mounted closer together, resulting in smaller and more compact PCB assemblies. Since there are no through holes the PCB strength is greater, allowing the use of thinner substrates. Although the components themselves are smaller, the relatively larger contact pads provide better heat dissipation with lower resistance connections.

## Board Production Techniques

SMD technology is particularly suited to automated production, leading to significant cost reduction. The changes mean that new soldering techniques have had to be developed. What could once be regarded as an acquired practical skill must now be considered as the application of a branch of chemical science. Three basic techniques are employed in the production of PCBs using surface-mounted components: the different methods have a bearing on the way in which a PCB is handled when servicing.

With wave-bath soldering a heat or ultra-violet light curing adhesive is used to attach the components to the PCB solder resist. The board is then preheated and passed, inverted, over a wave-soldering bath. The adhesive is used to keep the components in place whilst the solder joints are being made.

With reflow soldering a solder cream or paste is used instead of the adhesive. The paste is applied to the PCB through a silk screen, the components being positioned and held in place by the paste's viscosity. The assembled board is then passed through a melting furnace or over a hot plate. As a result the solder in the paste reflows to make the joints.

Vapour-phase reflow soldering is a derivative of the reflow method, using the latent heat of vaporisation to melt the solder cream. The assembled PCB is preheated then immersed in an inert vapour of saturated fluorocarbon

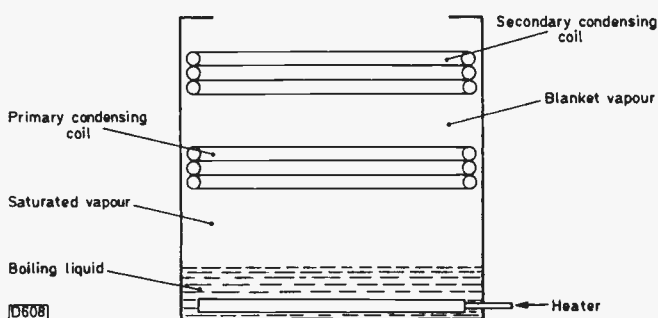


Fig. 1: Vapour-phase reflow soldering system.

liquid which is used as the heating medium: the heat is quickly and evenly distributed as the vapour condenses on the cooler PCB. This method has an important safety factor in that the soldering temperature cannot rise above the liquid's boiling point of about 215°C.

This method is illustrated in Fig. 1. The primary liquid is boiled to produce the saturated vapour at the bottom of the chamber. It's trapped by a blanket vapour of, typically, trichlorotrifluoroethane, which has a condensing temperature of about 47°C. This situation is maintained by the condensing coils. PCB preheating is necessary to prevent disturbance of the temperature equilibrium when the chamber is being loaded.

## Solders and Fluxes

All electronic components become stressed at high temperatures. The effect is cumulative. Because of this the work temperature during production and servicing must be controlled. The wave-soldering operation for example is normally restricted to a temperature of 260°C maximum for no more than four seconds. Use of low melting-point solders is thus critical to component lifetime. The standard tin/lead (60/40) solder, which has a melting point of 188°C, is not recommended for use with SMDs which often have silver- or gold-plated contacts to minimise joint resistance. Tin/lead alloy solders all cause silver leaching, i.e. the tin absorbs the silver from the component over a period of time, leading to high-resistance connections. The problem is avoided by using a silver-loaded alloy solder such as 62 per cent tin, 36 per cent lead, 2 per cent silver. Its melting point of 179°C makes it particularly suited for use with SMDs. Tin also tends to absorb gold, producing a similar problem which is aggravated by the higher soldering temperatures required. A silver bearing alloy also helps with this problem.

Flux is used in soldering basically as an anti-oxidant. The most effective flux causes an increase in the solder's rate of flow, thus lowering the component heating effect. The type of flux recommended for SMD use is either a natural organic resin compound or one of the new synthetic chemical types which leave less unwanted deposit on the finished board.

## Servicing Aspects

A solder rework station could well be cost-effective for a large service department. It could include a small portable vapour-phase soldering unit such as the Multicore Vaporette, which is particularly suitable for small batch work. Much ingenuity is called for in the smaller servicing department when SMDs are first met.

The method used to remove a suspect component depends on the number of connections. For a two or three connection component such as a diode, resistor or transistor a fine soldering iron used in conjunction with solder wick or a solder sucker can be effective. Special tools are available for use with i.c.s. These vary from special collets that can be attached to the soldering iron, or electrical wire strippers, to the use of a controlled hot-air blast. These methods allow all the pins to be heated simulta-

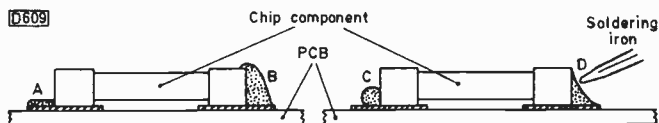


Fig. 2: Good and bad soldered joints. See text.

neously so that the component can be lifted away.

Alternatively the component can be removed by cutting the connections, spills or tabs being removed separately. This is not quite so drastic as it might appear to be. Reuse of a suspected faulty component is not recommended, even though it might turn out to be serviceable – the two heating cycles required to remove and restore the device will greatly add to the component's total heat distress, with the result that it can fail prematurely at a later date.

Removing even a two-contact component can be a double-handed job. It's recommended therefore that any PCB being serviced is held securely in a suitable clamp. Once the solder has been removed there may still be the problem of removing the glued component. Though care should be taken when prizing such a component off the board track damage is unlikely as the adhesive should have been applied to only the solder resist part of the board.

Before a new component is fitted each pad should be lightly tinned using the appropriate solder and flux. Because of the smaller board size the tracks are much closer together than with a conventional board. It's important therefore to position the new component accurately and carefully. In the case of multi-contact components, secure two diagonally opposite connections first. The heat from the soldering iron, which should not be rated in excess of 40W, should be applied to the component via the molten solder as shown at D in Fig. 2. Each joint should be made in a period of about three seconds. D also illustrates how a good joint should look, the solder fillet having a smooth meniscus.

Three faulty joints are also shown in Fig. 2. Joint A has too little solder, resulting in a high-resistance connection. Joint B is the result of using too much solder – this is probably due to the use of excessive heat. Joint C is again an example of using too little solder, once more giving a high-resistance connection.

As a final point, note that some SMDs are too small for the component value to be marked in the normal way. Unmarked components should therefore be stored in their protective packing until they are needed. Otherwise devices that may be difficult to identify will become mixed.

# Teletopics

## SATELLITE TV LATEST

British Telecom has signed two major agreements, with Eutelsat and the Societe Europeenne des Satellites (SES) of Luxembourg, to distribute TV programmes via satellite to Europe. The agreement with Eutelsat is for up to eight of the transponders on the Eutelsat-2 satellite due for launch in late 1989. The agreement with SES is for up to eleven transponders on the Astra satellite which is due for launch next year. Both these satellites are medium-power types that would give reception in an area bounded by Edinburgh, Stockholm, Milan and Bordeaux using dish aerials as small as 60cm. Under the agreements British Telecom will lease the satellite transponders and sell time to programme suppliers.

A row has broken out over the supply to British Satellite Broadcasting (BSB), which holds the UK DBS franchise, of satellites for the service. The US satellite organisation Comsat has offered BSB two satellites for around £46m with a launch date in 1989, a year earlier than previously envisaged for the start of the service. The satellites were originally intended to provide a US DBS service which was aborted. Modification for European use would take about eighteen months, roughly half the time it would take to build a new satellite. British Aerospace has protested that Comsat's offer amounts to dumping, since the satellites would be supplied at far less than the true manufacturing cost.

The Australian Bond Corporation, which was a member of one of the unsuccessful consortia that applied for the UK DBS franchise, plans to invest £30m in the BSB satellite project. BSB is in talks with various potential investors to raise additional capital for the project.

Home Video Channel and Premiere have merged to form a single feature-film channel. Following the deal British Telecom Vision and the Mirror Group will be 30 per cent shareholders and joint managing partners of the

new Premiere service. The remaining shares are held by film companies.

A new version of the MAC satellite TV transmission system, EU-MAC, has been announced by the IBA. The aim is to achieve a common European satellite TV transmission standard – EU-MAC was developed following discussions with the electronics industry throughout Europe. The original MAC-C standard, which has been accepted by the EBU, is not compatible with cable systems. For this reason France and West Germany have preferred a less sophisticated version known as MAC-D2 for use with their DBS satellites, which are due to come into operation during the next twelve months. EU-MAC is compatible with cable operation and can be relatively easily converted to MAC-D2. Like MAC-C, EU-MAC is suitable for wide aspect ratio/enhanced definition transmission (extended-MAC).

## COMPACT VIDEO DISCS

Since the compact audio disc uses similar technology to LaserVision, why not compact video? Matsushita, Philips and Yamaha are jointly developing what is to be known as the CD Video system and will be demonstrating CD Video players at this summer's Chicago Consumer Electronics Show. Sale of the player in the US market may start this autumn. Major software companies have announced their support and commitment to the CD-V system and it's expected that other electronics manufacturers will become involved soon. There are also plans for 8 and 12in. discs using LaserVision technology with digital sound.

## GRUNDIG'S SURPRISES

Grundig is to introduce a colour set with a 32in. FS tube during the spring trade show period: the firm has exclusive use of the 32in. tube in Europe for a six-month period.

A flicker-free television receiver, the new-generation multi-system M70, will be available in the UK this October. The set has a 28in. tube and a 100Hz picture frequency – the picture is refreshed 100 times a second instead of the conventional 25 times a second. This has

been achieved by incorporating a 4Mbit CCD memory system which gives the added advantage of slide-quality still pictures.

### TV AT 14GHz?

Croydon Cable, with the support of other London cable TV operators, has applied to the Department of Trade and Industry for permission to use frequencies in the 14GHz band to provide a local London channel consisting of live news and magazine programmes.

### FLAT SATELLITE TV AERIAL

A new flat satellite TV receiving aerial that's said to have many advantages over a parabolic dish has been jointly developed by Comsat and Matsushita. The aerial was on show at the recent Wembley Cable and Satellite '87 exhibition and is expected to be on the market later this year.

The flat design combines Comsat's expertise in satellite aerial technology with Matsushita's printed circuit design and production techniques. Unlike a parabolic dish, which is a reflective device, the flat plate aerial receives the microwave transmissions direct, making alignment less critical. The thin, light-weight design makes installation relatively easy. Portable models are also to be made available.

### PLANT EXPANSION

Sony is to increase production of both TV sets and tubes at its South Wales plants. The £30 million TV investment will double the output of sets from 250,000 a year to over 500,000 a year when complete in 1990 and will create 300 extra jobs. Tube production is to be increased from 300,000 last year to 400,000 this year.

Samsung has decided to go ahead with its £17m plant at Billingham, Cleveland. The company had suspended plans pending clarification of the EEC's plans to impose duties on imported components. Production is likely to start late this summer.

Sanyo is to double production of TV sets and VCRs at its Lowestoft plant. Output of colour sets will be increased to 170,000 a year while VCR production will be increased to 150,000 a year.

### SOUND BALANCE AND THE HARD OF HEARING

A working group consisting of representatives of the BBC, the IBA, the ITCA, the Royal National Institute for the Deaf and the British Association for the Hard of Hearing has been set up to study the problem of dialogue audibility in some TV programmes. People with hearing difficulties have complained that they find it hard to follow dialogue when the accompanying background sound, such as music, audience response and various effects, is present at a similar level. The working party will organise a series of tests to investigate the way in which sound balance affects dialogue intelligibility – both for the hard of hearing and viewers with normal hearing. It's hoped that the investigation will lead to a clearer understanding of the problem and suggest ways in which the situation can be improved. The aim is to see whether it would be possible to adjust the sound balance without impairing the artistic effect intended by the producer.

### IN BRIEF

Full details of a video monitor conversion for the Ferguson TX90 chassis are contained in the March issue (Vol. 21, no. 3) of *Electronic Technology*. The magazine is the journal of the Society of Electronic and Radio Technicians (57-61 Newington Causeway, London SE1 6BL) . . . A VCR offering picture-in-picture capability is to be introduced by Hitachi later this year. The new Model VT250 will enable the viewer to see an off-air and a playback picture simultaneously . . . It seems many, many years since we last saw a TV set bearing the Ambassador brand name. A new range of Ambassador products, including a 14in. TV set and a VCR, is to be launched by Sentra Consumer Products of Wood Street, Brighouse, W. Yorkshire.

## VCR Clinic

### Mitsubishi HS318

This newish machine came in with the complaint "no colour". A known good colour-bar tape played back in black and white, but we were relieved to find that a recording made by the machine played back in colour on another machine. A quick scope test revealed that the chroma signal got no farther than transistor Q6B0, the 627kHz playback amplifier, whose base voltage was correct at 1.6V but whose emitter read 0V. A replacement transistor cured the fault, though the base-emitter junction of the faulty one read o.k. on an ohmmeter when tested out of circuit.

E.T.

### JVC HR2200/Ferguson 3V24

"Flashing Lights" said the owner. "It's going into the alarm mode" we told him. When we explained what might be wrong and what that might cost he went into the alarm mode too . . . Sighs of relief all round then when we found that the cassette lamp had failed.

With a new lamp fitted the lights stopped flashing, but when play was selected the head drum roared round at

*Reports from Eugene Trundle, Alfred Damp, Roger Burchett, Steve Leatherbarrow and Philip Blundell, Eng. Tech.*

about ten thousand r.p.m. There was no drum FG signal at TP7 in the servo section. None at terminals 111 or 112 on the servo board either. A new drum motor required? No, there was continuity through the FG coil at the motor connector. The trouble was due to dry-joints on the motor drive amplifier board, whose terminals 11, 12/21, 22 pass on the FG signal.

E.T.

### Sanyo VTC9300

These golden oldies were built like battleships and give every sign of outliving all their contemporaries. One arrived in the workshop the other day with a broken belt, and was thus unable to play. A footnote on the job card, in the owner's writing, gave elaborate instructions on how to get the tape to load: hold down the cassette lid with one hand while half-pressing the eject lever with the other and simultaneously pulsing the play lever till it stays down. He'd apparently been going through this procedure for some months before the belt broke to spoil his fun. The problem was that the mains motor was not being

energised on receipt of a cassette: the cause was the fact that the loading switch (a great big microswitch bolted to the left-hand side of the deck) had gone open-circuit. Its tags and blade differ from the standard RS Components type lever microswitches in our stores so one had to be ordered from Sanyo. With it and the belt fitted, and the heads cleaned, the machine seemed to be ready for another ten years' use. E.T.

### **Finlux VR1030**

The problem here was that the machine would lace up then, when the play key was pressed, it would unlace again – regardless of whether a tape was inserted or not. A second symptom was that the head drum rotated so fast there was a danger of it becoming airborne.

Taking these two symptoms together led us to the head drum tacho pulse generator. This consists of an optocoupler through which a drum-mounted interrupter whizzes. It's conveniently mounted on top of the drum, making it easy to establish that no output pulses were present during the few seconds available before the sycon shut the show down. In fact the phototransistor was o.k., but the LED section had gone open-circuit. A new optocoupler assembly restored order, with the correct 12V peak negative pulse per 40msec at pin 3 of P669. E.T.

### **Hitachi VT33**

A weak point that's come to light is where the wires to the supply end sensor (Q141) are soldered into the cassette loading motor board. The wires are pulled tight and eventually break off, giving no rewind or review. R.B.

### **Hitachi VT11**

Intermittent stopping/tape snagging was the fault report with this machine. As the fault didn't show up on test a basic deck service was carried out and the pinch roller was replaced. It came back of course, this time with the tape still in the machine. It looked as though the capstan had stopped, so a new capstan motor was fitted (this cured the warbling sound). Back it came a third time. The unit was put to one side with the bottom panel unhinged. It played away merrily for hours. Eventually I caught it. The drive was there for the take-up reel but the clutch assembly that drives it underneath the deck didn't rotate. I removed it (this is easier said than done, as it was almost solid on its shaft) and after lubricating the shaft the trouble had been cured. S.L.

### **Sharp VC9700**

Intermittent failure to play was the fault with this machine. When the fault occurred the drum didn't rotate as the motor control voltage at plug ES2 was low (1V). The drum muting transistor Q719 was leaky. P.B.

### **Sanyo VCT5000**

For no E-to-E vision check relay RY1001 on board VD1 for dirty contacts. P.B.

### **Sharp VC8300**

This machine intermittently blew fuse F903. In the past this has often been due to a faulty drum motor, but not on this occasion. The fuse would usually blow when the tape was unthreading, so a meter was connected in the feed to

the threading motor. As there was no overload here we had to work back. The problem was eventually traced to an intermittent short in the forward/reverse switch (part no. QSWF0002GE). It's mounted by the solenoids. P.B.

### **JVC HRD120/Ferguson 3V35**

This machine wouldn't accept a cassette. A quick check revealed that there was no supply to the cassette motor drive chip due to the 13V supply protector CP1 on the mechacon panel being open-circuit. P.B.

### **Sharp VCRs with Scotch Tapes**

Since the shop down the road started to sell Scotch tapes I've had a number of cases of Sharp machines ceasing only this make of tape, usually in the rewind search mode though three machines ceased the tape in playback. In all cases the tape folded as it went over the drum exit guide. In most machines the search or playback tension was towards the top of the tolerance range and readjustment provided a cure. New rotating guides were required in the other machines. One wonders why the problem showed up with only this make of tape? P.B.

### **JVC HRD565**

Intermittent failure to eject was the complaint with this machine. The problem was to have a meter connected at the right time and in the right place. To start with we connected the meter across the cassette motor. This turned out to be a fortunate move: when the fault did occur the voltage across the motor rose but the motor stood still – a slight touch on the motor wormgear and the motor sprang to life. Replacing the motor restored normal operation. A.D.

### **Mitsubishi HS330**

This two-speed machine couldn't detect SP or LP and was constantly switching between speeds. When the VCR did settle the displayed picture suggested that the drum input/output guides were incorrectly set. Readjusting these guides cured the fault. A.D.

### **Sony SLC5**

With its own recordings there was no picture except in the pause and picture search modes. The machine worked all right with prerecorded tapes. A check on the f.m. envelope at the head amplifier board showed that one output was rising and falling, indicating a servo fault. Checks on the servo board then revealed that the CTL pulse was missing at TP11. Replacing the audio/control head cured the problem. A.D.

### **Fisher FVHP715**

This machine would work intermittently: when it was in the fault condition all the front indicator lights went out but the clock and counter stayed on. When we moved the machine from the soak test rack to the work bench it worked normally. We were unsure whether the trouble was due to a confused microcomputer chip or a dry-joint. When the fault eventually appeared we removed the mains plug, counted to ten and plugged in again. As the fault was still present we looked for a dry-joint. After much tapping we found one at R971 on the power board. A.D.

# Service Bureau

*Requests for advice in dealing with servicing problems must be accompanied by a £1-50 cheque or postal order (made out to IPC Magazines Ltd.), the query coupon and a stamped addressed envelope. We can deal with only one query at a time. We regret that we cannot supply service sheets nor answer queries over the telephone.*

## **SONY KV2022UB**

This set may work normally for weeks on end but on some occasions it won't switch on at all. In the fault condition the 105V h.t. supply is missing. If the set is left off for a while it will return to the normal working condition.

Check by substitution the chopper driver transistor's base bias resistor R624 (120k $\Omega$ ), the decoupler C609 (3.3 $\mu$ F) and the error detector transistor's reference diode D603 (RD12E-B2). If the start-up resistors R602 and R603 (both 47k $\Omega$ , 1W) are cold after a period of non-running, replace both. This assumes that the mains bridge rectifier is producing 360V at the collector of the chopper transistor Q605.

## **THORN 9000 CHASSIS**

The problem is very intermittent height reduction, with the lines carrying teletext information appearing approximately a quarter of an inch below the top of the raster. Scope tests have been carried out in the field timebase but due to the short duration of the fault nothing of significance has been noticed.

Now that these sets are getting on in years dry-joints are a common cause of problems. It's likely that replacing the large electrolytics in the field timebase circuit and resoldering all the joints here will do the trick. If not, use heat from a hairdryer and freezer spray to check the semiconductor devices in the field timebase, particularly VT407, VT408 and W408 in the driver and output circuits.

## **SANYO VTC5400**

When any function other than pause is selected the machine returns to the stop mode after exactly two seconds. In addition the record function can be entered only when the lock button has first been pressed. All chip voltages seem to be correct and the sensors appear to be working correctly.

The fact that pause is the only function which works correctly indicates that the problem lies with the reel sensors. If these have been checked by substitution the only other likely possibility is failure of the BA6135 chip. Rather than change this on spec however it would be better to check the generation and progress of the reel sensor pulses.

## **TELETON C18BS**

The problem with this set is sound distortion after a few hours' use. The speaker seems to be all right and the sound is quite good at other times. The distortion is the same on all channels.

This effect is very often caused by a "soft" loudspeaker that warps and rubs as it warms up – lash in a substitute 16 $\Omega$  or 15 $\Omega$  speaker as a check. If the problem remains

the fault is most likely to lie amongst the bunch of audio amplifier transistors TR704/5/6/7 – use gentle heat from a hairdryer and freezer to check them. It's possible though unlikely that the TA7073AP sound chip is responsible: test it thermally in the same way.

## **PANASONIC NV333**

When the machine is powered the loading motor continues to run and the machine stays in the loaded condition. The syscon microcomputer chip has been replaced but this hasn't made any difference.

A very common cause of this problem is slippage of loading belt 2. If replacing this doesn't provide a cure, suspect misadjustment of (or a fault in) the mode switch. Its mechanical adjustment is very critical.

## **SHARP VC7300**

The machine will suddenly switch off for no reason, in either the play or record mode. Pressing the relevant button, play or record, restores normal operation. There's no set time for the switch-off: it could be after five minutes or after an hour or so.

Check by inspection whether the take-up spool is stopping. If it is, check the play idler which may need replacement. If the spool doesn't stop, the cassette lamp could just be responsible (intermittently open-circuit) but it's more likely that the take-up rotation sensor optocoupler assembly is faulty.

## **PYE G11 CHASSIS**

The picture is stable at normal brightness but with no signal or a dark scene the raster is smaller.

First check the voltage at the h.t. fust F4037. If the reading is less than 156V the power supply should be checked. If everything is o.k. here the line output transformer is suspect. Before replacing it try resoldering the joints on the underside of the panel. The whole board can be reworked in less than half an hour.

## **FISHER FVHP615**

There's loss of colour and horizontal lines appear across the screen as though the tracking is incorrect, but the tracking control has no effect. I've changed the i.c.s in the servo circuits and made various checks here but have been unable to find any cause of the problem.

It's almost certain that the cause of the problem doesn't lie in the servo section. The common factor between the two symptoms – no colour and incorrect servo action – is that they both depend on the 4.43MHz subcarrier signal. It's likely that this is missing. It comes from X202 and Q232 on the video PCB. A scope will be needed to trace it.

## **SANYO 80P CHASSIS**

The first thing we found was that the 800mA fuse in the chopper circuit had blown. The chopper transistor was then found to be short-circuit. These items were replaced, along with R302 and C314 in the chopper transistor's base circuit. As no short-circuits were apparent 130V was applied via an isolating transformer. This produced a perfect, full-sized picture. When the input was increased to 180V however the fuse blew again and we had another short-circuit chopper transistor.

The bias and coupling components in the chopper transistor's base circuit are the most common culprits, but



you've replaced them. We suggest you check by substitution the other components immediately associated with the chopper transistor, C315 (1,500pF), R315 (39Ω) and R318 (0.33Ω), also R313 (2.7Ω) which is in series with the chopper circuit and the two zener diodes D305 and D309 in the control circuit.

# TEST CASE

## 293

Each month we provide an interesting case of TV/video servicing to exercise your ingenuity. These are not trick questions but are based on actual practical faults.

As a general rule we don't service TV sets that are more than about seven years old. This is for the following very good reasons: in many cases spares are hard to obtain; future reliability is unlikely to be good, leading to call-backs; and the general condition of many such old soldiers is such that either the set has to be returned in poor shape or the "repair" process can be a very lengthy and expensive one. Individual makes and models vary tremendously of course, so our rule is reasonably flexible. Provided we can get the parts we'll do it if we think that we, the customer and the set will all be friends in a year's time . . .

So what were we doing inside a 1976-vintage ITT hybrid set (CVC9 chassis)? Wallowing in nostalgia! This fugitive from the corporation tip had no colour. It was given to a trainee to deal with, more as a training exercise than because this was necessary. The trainee did very well. He started by carefully tuning the set to an off-air transmission, then waded into the decoder department with an oscilloscope probe. The displays he got with the vision signals were inconclusive, partly because of the varying chroma content and partly because it's difficult to trigger the scope reliably from the burst. A colour-bar generator was substituted for the off-air signal, and a more stable external triggering mode was arranged for the scope.

Thus equipped, our trainee established that chroma signals of reasonably good amplitude were present at the chroma amplifier transistors T27 and T28 and were being fed to the burst gate/amplifier transistor T34 along with the correct gating pulse. A 13V peak-to-peak gated burst output was present at the collector of T34. The next check was for the presence of the ident signal at the collector of T35. Virtually nothing was present here. With the scope flat out (gainwise) a few millivolts of misshapen 7.8kHz signal were discerned – less in fact than were present at the base drive point, the junction of C212 and R296.

The next logical step seemed to be to check the d.c. voltages around T35. The base and collector readings were both rather low at 0.35V and 4.5V respectively. At

this point an experienced technician was consulted. His much respected – but completely wrong! – advice was to replace the transistor. The result of doing this was that exactly the same symptoms and readings were present as before.

Our trainee reported these facts and pressed the experienced technician for further words of wisdom. He suggested checking the base bias and collector feed resistors, also the tuning of the ident coil. These measures made no difference and the false prophet soon found himself in the trainee's chair! Muttering to himself he prodded with the voltmeter and probed with the scope, confirming the conditions already outlined. The culmination of his checks was the disconnection of one not previously mentioned component. This action restored a beautiful ident signal at T35's collector. An ohmmeter test on the now-isolated component proved it to be o.k., but an associated component certainly wasn't when checked with the same instrument. What was it? See next month's test case page.

### ANSWER TO TEST CASE 292 – page 413 last month –

Our test case story last month concerned one of those maddening intermittent faults that are part of every service technician's burden. The set (Tatung 120 series chassis) would at irregular intervals choose its own programmes. Fruitless investigation of the channel selection system included changing the control chip and several of its peripheral components, all to no avail.

It's a moot point whether the fault would have continued to be present with the chip running from an external power supply. Everything would depend on the way in which the transient was getting into the channel selection system when the focus spark gap flashed over. The cause of the problem was brought to our notice because an ear happened to be close to the back of the set at the vital moment. It would however have been audible in reasonably quiet surroundings, the sound being similar in nature and volume to the snapping of fingers. If only the customer had mentioned the "snicking" noise! We found that it could easily be instigated by gently blowing on the spark gap.

The new component we fitted was of a different (fully enclosed) type, Tatung part no. 2519909, and we don't expect any more problems. Does anyone want to buy an SN76705AN?

### QUERY COUPON

Available until 20th May 1987.  
One coupon, plus a £1.50 (inc. VAT) cheque or postal order, must accompany EACH PROBLEM sent in accordance with the notice on page 486.


TELEVISION MAY 1987

Published on approximately the 22nd of each month by IPC Magazines Limited, King's Reach Tower, Stamford Street, London SE1 9LS. Filmsetting by Trutape Setting Systems, 220-228 Northdown Road, Margate, Kent. Printed in England by the The Riverside Press Ltd., Thanet Way Whitstable, Kent. Sole Agents for Australia and New Zealand – Gordon and Gotch (A/sia) Ltd.; South Africa – Central News Agency Ltd. Subscriptions: Inland £16, overseas (surface mail) £19 per annum, payable to Quadrant Subscription Services Ltd., Oakfield House, Perry Mount Road, Haywards Heath, Sussex RH16 3DH. "Television" is sold subject to the following conditions, namely that it shall not, without the written consent of the Publishers first having been given, be lent, resold, hired out or otherwise disposed by way of Trade at more than the recommended selling price shown on the cover, excluding Eire where the selling price is subject to currency exchange fluctuations and VAT, and that it shall not be lent, resold, hired out or otherwise disposed of in a mutilated condition or in any unauthorised cover by way of Trade or affixed to or as part of any publication or advertising, literary or pictorial matter whatsoever. ISSN 0032-647X.

# WD-TV

TV WAREHOUSE, WATLING STREET (A5),  
HOCKLIFFE, BEDFORDSHIRE (3 miles Junction 12 - M1)  
TELEPHONE 0525 210686/210768

COMPLETE  
SYSTEMS  
NOW IN  
STOCK



BRITAIN'S BEST  
SELLING  
SATELLITE TV  
SYSTEMS

**PRICES START AT UNDER £500**

FOR BASIC SYSTEM - 1.2m DISH. WITH DELUXE REMOTE  
CONTROL SYSTEM UNDER £700 - 1.2m DISH

**DEMONSTRATION UNIT AT WAREHOUSE**

OPEN MON-SAT 9 a.m. TO 5.30 p.m.

INSTALLATION ANYWHERE IN U.K.

EXPORT ENQUIRIES WELCOMED.

**FOR SPAIN**

CONTACT OUR AGENTS:

KELESA, CAP BLANC 38, LOCAL 9, CARRETERA,  
ALICANTE/VALENCIA 332.

TEL. ALICANTE 5843654

**Satellites and Videos IN STOCK at Spanish Warehouse**

**HUNDREDS OF TELEVISIONS IN STOCK FROM £10**


**VHS VIDEOS FROM £50 BETA FROM £20**

**ALL PRICES PLUS V.A.T.**

# WD-TV

# TAYLOR

T.S. 2008 8 WAY U.H.F. T.V.  
DISTRIBUTION AMPLIFIER



**PRICE**

1- 3 .....	£19.95 each
4-19 .....	£15.62 each
20-99 .....	£13.86 each
100 + .....	£13.48 each

Prices exc. V.A.T. & Carriage.

**SPECIFICATION**

Frequency	-	470-860 MHz
Gain per Outlet	-	2dB minimum
Power Requirement	-	240V A.C. 4.8 Watts

**RUGGED SCREENED CASE**

**TAYLOR BROS (OLDHAM) LTD**  
**BISLEY STREET WORKS, LEE STREET,**  
**OLDHAM, ENGLAND.**  
**TELEPHONE: 061 652 3221 TELEX: 669911**

## PRO-VISION

TOP QUALITY SETS  
IN SHOWROOM CONDITION FROM  
EX-HOTEL CONTRACTS &  
SMALL RENTAL COMPANIES

HITACHI GRUNDIG PANASONIC  
PYE DECCA GEC FERGUSON ITT ETC.

WE SET THE STANDARDS...  
...YOU KEEP THE PROFITS  
**021-471-5116**

**THE PROFESSIONALS**

## TUNERS + TUNERS

- ★ If you repair sets regularly - phone us today and we will dispatch immediately - no need to send cash 'up front'.
- ★ All tuners dispatched by first class post for receipt by you the next day.
- ★ All popular tuners/tuner repairs supplied 'off the shelf'.
- ★ Unusual types repaired same day as received (subject to spares availability).

**TELEPART**  
(U.K. ONLY)

32 Temple Street,  
Wolverhampton WV2 4LJ.  
Phone: (0902) 29022.

**VIDEO HEADS**

AKAI VS9500, VS9501, VS9700, VS9800	£34.90
FERGUSON 3V00, 3V16, 3V22, 3V23, 3V24, 3V29, 3V30, 3V31, 3V35, 3V36	£34.90
HITACHI VT4000, VT4200, VT5000, VT5500, VT6000, VT6800, VT8000, VT8400, VT8500, VT8700, VT9300, VT9500, VT9700, VT1100	£35.95
JVC HR3300, HR3320, HR3330, HR3660, HR4100, HR7200, HR7600, HR7650, HR7700	£34.90
SHARP VC381, VC383, VC385, VC386, VC2300, VC3300, VC6000, VC6300, VC7300, VC7700, VC8300, VC9300, VC9500, VC9700	£48.95
SANYO VTC5000, VTC5350, VTC5400, VTC5500, VTC9100, VTC9300, VTC9350, VTC9500	£45.95
SONY SL8000, SL8080, SL8500, SL8600, SL85, SL86, SL87	£38.50
FISHER VBS7000, VBS7320, VBS7500, VBS7600, VBS9000, VBS9900	£45.95
NATIONAL PAN. NV333, NV2000, NV3000, NV7000, NV7200, NV7800, NV8050, NV8400, NV8600, NV8610, NV8620	£38.50

**PINCH-ROLLERS**

Awa, NEC, Sony, Toshiba, etc.	£4.95	National/Panasonic	£4.95
Akai, JVC, Mitsubishi, Nordmende, Saba, Telefunken, Thom, etc.	£4.95	Sanyo, Fisher, Tensai, etc	£4.95
Akai VS9700	£4.95	Sharp	£4.95

**MOTORS, CLUTCH ASSEMBLY, IDLERS, ETC.**

JVC & FERGUSON CAPSTAN MOTOR: PJ45979	£29.50	SHARP CAPSTAN MOTOR: VC8300	£32.80
JVC & FERGUSON DRUM MOTOR: PU46414M	£29.50	SANYO REEL DRIVE PULLY	£8.50
JVC & FERGUSON CLUTCH ASS: 01X0003588	£5.95	SANYO REEL MOTOR 5000	£13.90
JVC & FERGUSON CLUTCH ASS: 01X0018729	£5.50	SHARP REEL IDLER: VC381, 9300, ETC.	£3.90
SONY REWIND KIT: C5C6C7	£4.85	HITACHI FF-REW IDLER: VT8000	£4.75
SHARP CAPSTAN MOTOR: VC7000, VC7700, VC7750	£19.45	HITACHI PLAY IDLER: VT9300	£8.50

**VIDEO BELT KITS**

AKAI VS2EG, VS5EG, VS9300, VS9500, VS9700, VS9800	£2.95
FERGUSON 3V22, 3V00, 3V01, 3V16, 3V22, 3V23, 3V24, 3V29, 3V30, 3V31, 3V32, 3V35, 3V36	£2.95
FISHER VBS7000, VBS7500, VBS7600, VBS9000, VBS9900	£2.95
HITACHI VT3000, VT5000, VT8000, VT9500, VT33	£2.95
JVC HR3300, HR3330, HR3360, HR3660, HR4100, HR7200, HR7650, HR7700	£2.95
NATIONAL PANASONIC NV300, NV333, NV2000, NV3000, NV7000, NV7200, NV8600, NV8610	£2.95
SANYO VTC5000, VTC5350, VTC5400, VTC5500, VTC9300	£2.95
SHARP VC381, VC383, VC385, VC386, VC6000, VC6500, VC6600, VC7300, VC7700, VC7750, VC8300, VC9300, VC9500, VC9700	£2.95
SONY SL3000, SL8000, SL8080, SL8500, SL8600, SL85, SL87, SL77M, SL77M, SL77M	£2.95
TOSHIBA V5475, V7540, V8600	£2.95

**RECTIFIER TRAYS**

THORN	173/715/4LEAD	£5.50
950 MKII	713/715/5LEAD	£7.25
1400 SST	691/693	£7.25
1500 SST	725/731	£8.50
3000	RAK	£8.50
3500	A23	£8.50
8000	T20120A	£7.50
8500		
9000		

**DECCA**

1730	£4.95
1830	£4.95
2030	£7.50
2230	£7.50
2630	£7.50
30	£6.75
80	£7.50
100	£7.50

**ITT**

CVC1-9	£9.50
CVC20/2530	£8.20
CVC45	£8.65

**PHILIPS**

G8 520/530	£6.95
G8 550	£6.95
G9	£7.50
K73	£7.50

SEND LARGE SAE FOR A PRICE LIST

**SEMICONDUCTORS**

BC640	£0.19	ICs (Cont.)	TA8000	£0.99
BD131	£0.35		TA810	£1.25
BD132	£0.35		TA920	£1.25
BD139	£0.30		TA820M	£0.85
BD140	£0.30		TD1170	£1.56
BD201	£0.49		TD2002	£1.25
BD202	£0.49		TD2003	£1.60
BD238	£0.45		TD2030	£1.65
BD675	£0.45		TA7205	£1.25
BD676	£0.45		UPC575	£1.10
BU125	£1.10		UPC1181	£1.25
BU205	£1.15		UPC1182	£1.25
BU208	£1.45		UPC1156	£1.78
BU208A	£0.99		UPC1185H	£2.65
BU406	£0.95		UPC1230H	£3.25
BU407	£0.99		HA1366W	£1.65
BU500	£1.45		HA1388	£3.25
BUY696	£1.40		HA1397	£3.25
BY127	£0.09		STK461	£11.50
BY133	£0.10		STK463	£12.29
BC327	£0.10		ST945.1	£2.95
BC328	£0.10		LA4100	£1.25
BC337	£0.10		LA4031P	£1.65
BC338	£0.11		LA4460	£1.95
BC456A	£0.10		LA4461	£1.95
BC547	£0.10		M51517L	£2.65
BC639	£0.19		TA7227P	£2.95
			TA729P	£3.25

**UNIVERSAL ELECTRONIC DISTRIBUTORS**  
40 SILVER ARCADE, LEICESTER LE1 5FB. TEL: 0533 29438

MINIMUM ORDER £5.00 PLEASE. AND WELCOME. PLEASE ADD £1.00 P&P AND 15% VAT TO THE TOTAL. ALLOW MORE POSTAGE ON HEAVY ITEMS. PLEASE ALLOW UP TO 7 DAYS FOR DELIVERY.



AA117	9p	B0370	30p	BR100	14p	TP54	140p	3N.128	55p	PCF200	135p	BA-6135	250p	LA-4505	280p	STK-435	510p	TDA-2004	170p	25C-461	30p	TIC44	22p
AA119	9p	B0371	30p	BR101	43p	TP105	65p	3N.143	65p	PCF801	110p	BA-6208	250p	LA-4507	360p	STK-436	450p	TDA-2005	170p	25C-462	30p	TIC45	22p
AA121	9p	B0372	30p	BR102	37p	TP106	65p			PCF802	90p	BA-6304	190p	LA-4510	360p	STK-437	450p	TDA-2006	170p	25C-463	30p	TIC46	22p
AA123	9p	B0373	30p	BR103	37p	TP107	65p			PCF803	90p	BA-6304	190p	LA-4511	360p	STK-438	450p	TDA-2007	170p	25C-464	30p	TIC47	22p
AA125	9p	B0374	30p	BR104	37p	TP108	65p			PCF804	90p	BA-6304	190p	LA-4512	360p	STK-439	450p	TDA-2008	170p	25C-465	30p	TIC48	22p
AA127	9p	B0375	30p	BR105	37p	TP109	65p			PCF805	90p	BA-6304	190p	LA-4513	360p	STK-440	450p	TDA-2009	170p	25C-466	30p	TIC49	22p
AA128	9p	B0376	30p	BR106	37p	TP110	65p			PCF806	90p	BA-6304	190p	LA-4514	360p	STK-441	450p	TDA-2010	170p	25C-467	30p	TIC50	22p
AA130	9p	B0377	30p	BR107	37p	TP111	65p			PCF807	90p	BA-6304	190p	LA-4515	360p	STK-442	450p	TDA-2011	170p	25C-468	30p	TIC51	22p
AA132	9p	B0378	30p	BR108	37p	TP112	65p			PCF808	90p	BA-6304	190p	LA-4516	360p	STK-443	450p	TDA-2012	170p	25C-469	30p	TIC52	22p
AA134	9p	B0379	30p	BR109	37p	TP113	65p			PCF809	90p	BA-6304	190p	LA-4517	360p	STK-444	450p	TDA-2013	170p	25C-470	30p	TIC53	22p
AA136	9p	B0380	30p	BR110	37p	TP114	65p			PCF810	90p	BA-6304	190p	LA-4518	360p	STK-445	450p	TDA-2014	170p	25C-471	30p	TIC54	22p
AA138	9p	B0381	30p	BR111	37p	TP115	65p			PCF811	90p	BA-6304	190p	LA-4519	360p	STK-446	450p	TDA-2015	170p	25C-472	30p	TIC55	22p
AA140	9p	B0382	30p	BR112	37p	TP116	65p			PCF812	90p	BA-6304	190p	LA-4520	360p	STK-447	450p	TDA-2016	170p	25C-473	30p	TIC56	22p
AA142	9p	B0383	30p	BR113	37p	TP117	65p			PCF813	90p	BA-6304	190p	LA-4521	360p	STK-448	450p	TDA-2017	170p	25C-474	30p	TIC57	22p
AA144	9p	B0384	30p	BR114	37p	TP118	65p			PCF814	90p	BA-6304	190p	LA-4522	360p	STK-449	450p	TDA-2018	170p	25C-475	30p	TIC58	22p
AA146	9p	B0385	30p	BR115	37p	TP119	65p			PCF815	90p	BA-6304	190p	LA-4523	360p	STK-450	450p	TDA-2019	170p	25C-476	30p	TIC59	22p
AA148	9p	B0386	30p	BR116	37p	TP120	65p			PCF816	90p	BA-6304	190p	LA-4524	360p	STK-451	450p	TDA-2020	170p	25C-477	30p	TIC60	22p
AA150	9p	B0387	30p	BR117	37p	TP121	65p			PCF817	90p	BA-6304	190p	LA-4525	360p	STK-452	450p	TDA-2021	170p	25C-478	30p	TIC61	22p
AA152	9p	B0388	30p	BR118	37p	TP122	65p			PCF818	90p	BA-6304	190p	LA-4526	360p	STK-453	450p	TDA-2022	170p	25C-479	30p	TIC62	22p
AA154	9p	B0389	30p	BR119	37p	TP123	65p			PCF819	90p	BA-6304	190p	LA-4527	360p	STK-454	450p	TDA-2023	170p	25C-480	30p	TIC63	22p
AA156	9p	B0390	30p	BR120	37p	TP124	65p			PCF820	90p	BA-6304	190p	LA-4528	360p	STK-455	450p	TDA-2024	170p	25C-481	30p	TIC64	22p
AA158	9p	B0391	30p	BR121	37p	TP125	65p			PCF821	90p	BA-6304	190p	LA-4529	360p	STK-456	450p	TDA-2025	170p	25C-482	30p	TIC65	22p
AA160	9p	B0392	30p	BR122	37p	TP126	65p			PCF822	90p	BA-6304	190p	LA-4530	360p	STK-457	450p	TDA-2026	170p	25C-483	30p	TIC66	22p
AA162	9p	B0393	30p	BR123	37p	TP127	65p			PCF823	90p	BA-6304	190p	LA-4531	360p	STK-458	450p	TDA-2027	170p	25C-484	30p	TIC67	22p
AA164	9p	B0394	30p	BR124	37p	TP128	65p			PCF824	90p	BA-6304	190p	LA-4532	360p	STK-459	450p	TDA-2028	170p	25C-485	30p	TIC68	22p
AA166	9p	B0395	30p	BR125	37p	TP129	65p			PCF825	90p	BA-6304	190p	LA-4533	360p	STK-460	450p	TDA-2029	170p	25C-486	30p	TIC69	22p
AA168	9p	B0396	30p	BR126	37p	TP130	65p			PCF826	90p	BA-6304	190p	LA-4534	360p	STK-461	450p	TDA-2030	170p	25C-487	30p	TIC70	22p
AA170	9p	B0397	30p	BR127	37p	TP131	65p			PCF827	90p	BA-6304	190p	LA-4535	360p	STK-462	450p	TDA-2031	170p	25C-488	30p	TIC71	22p
AA172	9p	B0398	30p	BR128	37p	TP132	65p			PCF828	90p	BA-6304	190p	LA-4536	360p	STK-463	450p	TDA-2032	170p	25C-489	30p	TIC72	22p
AA174	9p	B0399	30p	BR129	37p	TP133	65p			PCF829	90p	BA-6304	190p	LA-4537	360p	STK-464	450p	TDA-2033	170p	25C-490	30p	TIC73	22p
AA176	9p	B0400	30p	BR130	37p	TP134	65p			PCF830	90p	BA-6304	190p	LA-4538	360p	STK-465	450p	TDA-2034	170p	25C-491	30p	TIC74	22p
AA178	9p	B0401	30p	BR131	37p	TP135	65p			PCF831	90p	BA-6304	190p	LA-4539	360p	STK-466	450p	TDA-2035	170p	25C-492	30p	TIC75	22p
AA180	9p	B0402	30p	BR132	37p	TP136	65p			PCF832	90p	BA-6304	190p	LA-4540	360p	STK-467	450p	TDA-2036	170p	25C-493	30p	TIC76	22p
AA182	9p	B0403	30p	BR133	37p	TP137	65p			PCF833	90p	BA-6304	190p	LA-4541	360p	STK-468	450p	TDA-2037	170p	25C-494	30p	TIC77	22p
AA184	9p	B0404	30p	BR134	37p	TP138	65p			PCF834	90p	BA-6304	190p	LA-4542	360p	STK-469	450p	TDA-2038	170p	25C-495	30p	TIC78	22p
AA186	9p	B0405	30p	BR135	37p	TP139	65p			PCF835	90p	BA-6304	190p	LA-4543	360p	STK-470	450p	TDA-2039	170p	25C-496	30p	TIC79	22p
AA188	9p	B0406	30p	BR136	37p	TP140	65p			PCF836	90p	BA-6304	190p	LA-4544	360p	STK-471	450p	TDA-2040	170p	25C-497	30p	TIC80	22p
AA190	9p	B0407	30p	BR137	37p	TP141	65p			PCF837	90p	BA-6304	190p	LA-4545	360p	STK-472	450p	TDA-2041	170p	25C-498	30p	TIC81	22p
AA192	9p	B0408	30p	BR138	37p	TP142	65p			PCF838	90p	BA-6304	190p	LA-4546	360p	STK-473	450p	TDA-2042	170p	25C-499	30p	TIC82	22p
AA194	9p	B0409	30p	BR139	37p	TP143	65p			PCF839	90p	BA-6304	190p	LA-4547	360p	STK-474	450p	TDA-2043	170p	25C-500	30p	TIC83	22p
AA196	9p	B0410	30p	BR140	37p	TP144	65p			PCF840	90p	BA-6304	190p	LA-4548	360p	STK-475	450p	TDA-2044	170p	25C-501	30p	TIC84	22p
AA198	9p	B0411	30p	BR141	37p	TP145	65p			PCF841	90p	BA-6304	190p	LA-4549	360p	STK-476	450p	TDA-2045	170p	25C-502	30p	TIC85	22p
AA200	9p	B0412	30p	BR142	37p	TP146	65p			PCF842	90p	BA-6304	190p	LA-4550	360p	STK-477	450p	TDA-2046	170p	25C-503	30p	TIC86	22p
AA202	9p	B0413	30p	BR143	37p	TP147	65p			PCF843	90p	BA-6304	190p	LA-4551	360p	STK-478	450p	TDA-2047	170p	25C-504	30p	TIC87	22p
AA204	9p	B0414	30p	BR144	37p	TP148	65p			PCF844	90p	BA-6304	190p	LA-4552	360p	STK-479	450p	TDA-2048	170p	25C-505	30p	TIC88	22p
AA206	9p	B0415	30p	BR145	37p	TP149	65p			PCF845	90p	BA-6304	190p	LA-4553	360p	STK-480	450p	TDA-2049	170p	25C-506	30p	TIC89	22p
AA208	9p	B0416	30p	BR146	37p	TP150	65p			PCF846	90p	BA-6304	190p	LA-4554	360p	STK-481	450p	TDA-2050	170p	25C-507	30p	TIC90	22p
AA210	9p	B0417	30p	BR147	37p	TP151	65p			PCF847	90p	BA-6304	190p	LA-4555	360p	STK-482	450p	TDA-2051	170p	25C-508	30p	TIC91	22p
AA212	9p	B0418	30p	BR148	37p	TP152	65p			PCF848	90p	BA-6304	190p	LA-4556	360p	STK-483	450p	TDA-2052	170p	25C-509	30p	TIC92	22p
AA214	9p	B0419	30p	BR149	37p	TP153	65p			PCF849	90p	BA-6304	190p	LA-4557	360p	STK-484	450p	TDA-2053	170p	25C-510	30p	TIC93	22p
AA216	9p	B0420	30p	BR150	37p	TP154	65p			PCF850	90p	BA-6304	190p	LA-4558	360p	STK-485	450p	TDA-2054	170p	25C-511	30p	TIC94	22p
AA218	9p	B0421	30p	BR151	37p	TP155	65p			PCF851	90p	BA-6304	190p	LA-4559	360p	STK-486	450p	TDA-2055	170p	25C-512	30p	TIC95	22p
AA220	9p	B0422	30p	BR152	37p	TP156	65p			PCF852	90p	BA-6304	190p	LA-4560	360p	STK-487	450p	TDA-2056	170p	25C-513	30p	TIC96	22p
AA222	9p	B0423	30p	BR153	37p	TP157	65p			PCF853	90p	BA-6304	190p	LA-4561	360p	STK-488	450p	TDA-2057	170p	25C-514	30p	TIC97	22p
AA224	9p	B0424	30p	BR154	37p	TP158	65p			PCF854	90p	BA-6304	190p	LA-4562	360p	STK-489	450p	TDA-2058	170p	25C-515	30p	TIC98	22p
AA226	9p	B0425	30p	BR155	37p	TP159	65p			PCF855	90p	BA-6304	190p	LA-4563	360p	STK-490	450p	TDA-2059	170p	25C-516	30p	TIC99	22p
AA228	9p	B0426	30p	BR156	37p	TP160	65p			PCF856	90p	BA-6304	190p	LA-4564	360p	STK-491	450p	TDA-2060	170p				

# HITACHI VHS COLOUR CAMERAS

Mains Only Tested/  
Working – £125

# VHS VIDEOS FERGUSON

3V00, 3V22, 3V23, 3V16, 3V29,  
3V30, 3V31, 3V32, 3V35

## HITACHI

5000, 8000

## NATIONAL PANASONIC

NV8600, 8610, 2000, 7000,  
370, 333, 2010

## SHARP

620, 630, 640, 2300 H T/P  
Untested from £70

## BETAMAX VIDEOS

SANYO VTC 9300, 5000, 5300

SONY C5, C6, C7, C9

Untested from £30

HITACHI VHS TUNER/TIMER £10,  
HITACHI VHS BATTERY CHARGER

£10, ROBERTS VHF RADIOS £5

VHS/Beta tapes used –  
from 40p each

## PLUS

17" 18" 20" 22" 26" Hybrid/  
Solid State from £8. Also available  
CTVs Remote Control & Teletext  
All prices subject to 15% VAT

Discount for Quantities

Complete loads delivered from pick up point

**JOHN CARTER  
(Electrical) LTD  
FURNACE ROAD,  
GALLOWES INN,  
ILKESTON**

**Phone: 0602 303124**

# SPECIAL OFFER THIS MONTH

## PHILIPS YEARS AHEAD THE CREDIT CARD CALCULATOR SOLAR POWERED £4.75

NEW PHILIPS SBC 1833 Solar & Battery Powered Calculator	£8.00
RECEIVER K3 Tex Front Panels with I.C.s (SAA3027P/SAB3013/HO448328)	£5.00
GEC 1060 Series Automatic Telephone Answering Machine, Ex Demo	£15
G8 100K Pots on Panel & Lead for 6 Push Button Unit	£2.00
K30 Mains Switch remote	£1.00
K35 Mains Switch remote	75p
K35 Aerial Socket and Plug in Lead to Tuner	£1.50
KT3-K30 Slider Pots 4.7ku 47ku	20p each
LARGE Focus Pots, Fits Pve, GEC, ITT, Decca	75p
G8 Power Supply Panel	£4.00
EX DECCA 80-100 Decoder	£5.00
EX DECCA 80-100 Frame	£5.00
THORN 8000-8500-8800 Decoder	£6.00
GLASS BEADS Diodes 200v/1.2A	25 for £1.00
G11 IF Panel	£8.00
G11 Decoder Panel	£8.00
POWER SUPPLY 731	£6.00
G11 611 Condenser 470250V ITT	£2.00
G9 Power Panel	£3.50
G8 Line Panel	£12.00
G8 6 Push Button	£9.00
KT4-KT3-K30 Handset Replacement	£12.00
HT520 METER 20,000 Fuse Diode Protector Logic Test Facility	£15.99
9000 SERIES Decoder 01 929 014 080 Thorn	£5.00
THORN TX remot panel, 51.C, ML923-SL490-MC14528B-MC14493P-SL470 & Main Trans	£5.00
20AX GEC LOPT Panel with Split Diode	£4.00
LOPT Split Diode 2432871	£7.00
RANK T20 Focus Pot	75p
RANK 718 Focus Pot	£1.00
26' LOPT Split Diode 2432301	£8.00
16' LOPT Split Diode 2433481	£6.00
Ex Panel Split Diodes 2432871/2432981	£5
Split Diode 2433752	£6
HITACHI Mains Switch	50p
HITACHI AE Socket	30p
-1 CONDENSER Axial Leads 450 A/C 1200 D/C	15p
MAINS TRANSFORMER 240v in/20v/8v	£1.00
GREEN FLAT, NEC, LED's	3p each 100 for £2
15V015V 1 Amp Print Type	£1
12+12V 2.8VA Print 1"x1"	75p
8+8V 1 Amp Print	75p
HITACHI 6 x 4 – 80 Speaker	50p
ETS96 UHF V/CAP Tuner, small	£2.50
FIDELITY Panels with I.C	£1.00
FIDELITY LOPT Split Diode AT2076/80	£3.00
AT 2076/80	£5.00
HI-FI MICROPHONE N8501 Philip	£8.00
G8 TUNER V/CAP on Panel	£3.50
G8 SPEAKER	75p
9,000 SPEAKER	£1.00
THORN 9000 Sound OP Panel	£30p
ONE I.C K35 Decoder	£7.00
THICK FILM, Hitachi RB-32 4A	£2.00
K30 IF/K35 IF	£2.00
THICK FILM, Hitachi Frame	£5.00
THORN Lopt 8500-8800	£4.00
TX9 THORN Tuner Panel with ICS Pots	£3.00
N.E.C. Light Emitting Diodes	20p
BY223 Replacement	30p
THORN CHASSIS 1600-1700 Series Mono	£10.00
THORN 1600 Rec. & Anode Cap	50p
KT3-K30 Slider Pots 4.7k	£1.00 for 10
ET-614 UHF V/CAP Tuner	£2.00
K35 20 Turn Pots	6p each
HITACHI & GEC 20k Pots	20 for £1.00
KT3 K30 Speaker	30p
K35 Sound O/P Panel Plug in	£3.00
K35 12 way Push Button Unit	£1.50
K35 L.O.P.T. Split Diode	£6.00
RANK T20 Front Panel	£6.00
G8 6 Button Unit, New Type	£9.00
6 off LED DISPLAYS, Mixed	£1.00
HAND SET TESTER, Infra Red	£8.00
PHILIPS SBC 471 2 Way Stereo Headphone with Volume Controls	£17.00
AERIAL SPLITTER with filter	£1.00
DYNAMIC STEREO HEADPHONE EM 6146	£10.00
PHILIPS UNI DIRECTIONAL Dynamic Microphone	£10.00
20 TURN POTS with Band Switch	10p
PUSH BUTTON Mains Switch with Screw Holes Fixing	4 for £1
PYE 713 Line Trans	£4.50
PYE 731 Line Trans	£3.50
800v DIODES at 3 amps, Glass Beads	6p each, 20 for £1.00
G11 6 Touch Unit with Cable Forms (Drawer Unit) Replacement	£12.00
KT3 Line Output Transformer	£5.00
9000 THORN Front Panel with POTS & Push Buttons	£4.00
THORN 8500 Time Base	£3.00
7 SEG DISPLAYS 4 Bank Displays Z-6042T	50p
SPLIT DIODE FBS1245AR	£5.00
PHILIPS KT3 4R7 W.W. Resistor	15 for £1.00
BU508D	@ £1.00 each

## SENDZ COMPONENTS

63 BISHOPSTEIGNTON,  
SHOEBURYNESS, ESSEX SS3 8AF.

SAME DAY SERVICE

All items subject to availability. No Accounts: No Credit Cards. Postal Order/  
Cheque with order. Add 15% VAT, then £1 Postage. Add Postage for Overseas.

Callers: To shop at

212 LONDON ROAD, SOUTHEND. Tel. 0702-332992

Open 9-1/2.30-6. GVMT + school orders accepted on official headings. Add 10% handling charge.

# HUSSAIN CENTRAL TV LTD

THE UK'S LEADING TV & VIDEO WHOLESALER  
OFFER YOU THE BEST STOCK AT THE BEST PRICES

## WORKING

PHILIPS G11	=	£35
DECCA S/S	=	£25
ITT S/S	=	£25
G.E.C. STARLINE	=	£30
18"-20" S/S	=	£25

## OFF THE PILE

PHILIPS G8	From	£6
PHILIPS G11	=	£15
DECCA 80/100	=	£10
ITT S/S	=	£12
G.E.C. S/S	=	£10

TEXT WORKING – From £40

## HOT NEWS. 5,000 LATE MODEL TV'S AVAILABLE

27" SONY TEXT – TX STEREO TEXT – PHILIPS' STEREO TEXT  
HITACHI AND TOSHIBA MONITOR STYLE TEXT – 16" STEREO TEXT  
14" and 16" R/C PORTABLES – 14" and 16" PORTABLES  
Plus many more models in stock. All Handsets supplied with working  
TV's, and all Cabinets in excellent condition.

## VIDEO

CHEAPEST EVER ELECTRONIC WORKING VHS VIDEO

**From £110**

CHEAPEST EVER ELECTRONIC WORKING BETA VIDEO

**£35**

*Many models and types in stock*

All prices are subject to 15% VAT and based on quantity

*If you're a Professional – deal with the Professionals*

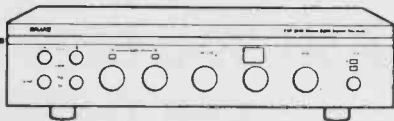
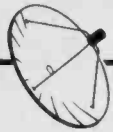
*Export enquiries to our Birmingham Head Office*

*Fast, friendly service guaranteed*

<b>BIRMINGHAM</b> 021-622 1023 021-622 1517	<b>LONDON</b> 01-961 5005	<b>PRESTON</b> 0772-312101	<b>SOUTHAMPTON</b> 0703-777254	<b>CHEPSTOW</b> 0291-271000
---	------------------------------	-------------------------------	-----------------------------------	--------------------------------

# DRAKE

The answer to your satellite TV questions.



Drake brings satellite TV down to earth. An exciting variety of television entertainment exists and the Drake line of satellite equipment will bring it into your home — EASILY and AFFORDABLY. Get on the road to expanding your entertainment horizon by seeing the Drake line TODAY!

Become a **DRAKE SATELLITE DEALER** and take advantage of our special dealer prices. We are the main importers and distributors for R.L. Drake, one of the largest USA manufacturers. Don't be misled by inferior products when you can sell the best. From only £495 + VAT (inc 10mts cable). Contact

## ALSTON-BARRY SATELLITE SERVICES

36 MILTON ROAD  
CAMBRIDGE. (0223) 69215

ALSO AT

32 BROAD STREET  
ELY (0353) 61462

TELEVISION AND VIDEOS AT REALISTIC PRICES FROM THE SPECIALISTS. LATE MODELS ALWAYS AVAILABLE WITH 100% CABINETS AND TUBES. ALL SETS READY FOR INSTANT INSTALLATION AND VIDEOS FULLY SERVICED.

**QUALITY AND RELIABILITY IS OUR AIM AT ALL TIMES.**

KT3	.....	from only £60
K30	.....	from only £75
CTX	.....	from only £125
K35	.....	from only £135

LATER MODELS ALSO AVAILABLE.

ELECTRONIC VIDEOS FROM ONLY £135 + VAT. MOST MAKES IN STOCK. FREE DELIVERY FOR SENSIBLE SIZED ORDERS

# LRC (SPARES) LTD

SONY SPARES **FAST!** -ex-stock!

ORDERS BEFORE 4.00 P.M. — SAME DAY DESPATCH!

LIST PRICES EXCLUSIVE OF VAT

ORDERS UNDER £50 ADD £1.00 P&P

**01-388 1714**



9 FITZROY MEWS · LONDON W1P 5DQ

SEMICONDUCTORS	TRANSISTORS CONTINUED	VIDEO SPARES	SWITCHES & RELAYS
<p><b>DIODES</b></p> <p>10E2 Gen. 0.42</p> <p>GH 3F KV Gen. 1.80</p> <p>IS 1555 0.42</p> <p>VIN KV 1810UB 1.24</p> <p>CX 12E GEN.—CSM-2A 4A 101 2.98</p> <p>U05G KV 1810UB 1.24</p> <p>BR 303 KV 2704=SHOR 3042 1.80</p> <p>SG-264A KV Gen. 4.98</p> <p>SG-293 KV 1810UB 7.85</p> <p>SG-6533 KV Gen.=SG613 10.86</p> <p><b>THYRISTORS</b></p> <p>BX-342 SLC7UB 4.98</p> <p>CX-104A KV 1810UB 6.40</p> <p>CX-108 10.86</p> <p>CX-109 4.98</p> <p>CX-136A VTR Gen. 10.86</p> <p>CX-143A SLC5/7UB 8.98</p> <p>CX-177 6.40</p> <p>CX-186 SLC5UB 6.40</p> <p>CX761A 10.86</p> <p>M51231P KV 2200UB 2.98</p> <p>S11225 16.80</p> <p>STK 2129 16.80</p> <p>STK 4026 10.86</p> <p>STK 5314 8.98</p> <p>TBA 120J 4.10</p> <p>TCF 4621 AF6 10.86</p> <p>TDA 2578A KV 2752UB 2.98</p> <p>TDA 3652 KV 2752UB 4.98</p> <p>TDA 4600-2 KV 2052/6UB 6.40</p> <p>UPC 1365C KV Gen. 10.86</p> <p>UPC 1394C KV 2060/6ZUB 9.98</p> <p>UPD 546C107 SLC7UB 21.64</p> <p>UPD 547C049 SLC7UB 10.86</p> <p><b>TRANSISTORS</b></p> <p>P.S.II. TRANS. KIT 25C 2335 SLC7 18.86</p> <p>TRANS. ASSY. TAF 40 7.85</p> <p>25A 771 TAF 5A—2SA 1206 2.98</p> <p>25A 835 Gen. 1.80</p> <p>25A 1027R ICF-C820L—2SA 1115P 1.24</p> <p>25A 1175 SLC7UB 0.42</p> <p>25B 730 KV 2204UB 1.24</p> <p>25B 740C TOK 886 1.24</p> <p>25B 856 Gen. 1.80</p> <p>25C 403C Gen. 0.42</p> <p>25C 867A Gen. 2.98</p>	<p>25C 945—25C 634 SP=25C 1364 0.42</p> <p>25C 1034 Gen. 6.40</p> <p>25C 1061 Gen. 2.98</p> <p>25C 1114 Gen. 6.40</p> <p>25C 1124 Gen. 1.24</p> <p>25C 1316 Gen. Trs. Assy. 7.85</p> <p>25C 1362-7 Gen.—25C 634 SP-47 0.42</p> <p>25C 1413A KV Gen. 7.80</p> <p>25C 1454-6 4.98</p> <p>25C 1475 KV 1810UB=2SA 1174 1.24</p> <p>25C 1962 Gen. 1.80</p> <p>25C 2009 Gen. 0.42</p> <p>25C 2276 Gen. 1.24</p> <p>25C 2389 SLC5/7UB 4.10</p> <p>25C 2551 KV Gen. 1.24</p> <p>25C 2785 AG-7UB 0.42</p> <p>25C 2958 1.24</p> <p>25C 3153 KV 2060UB 4.98</p> <p>25D 257 ST 5150 2.98</p> <p>25D 725 RW 2204/270 10.86</p> <p>25D 724A Gen. 0.42</p> <p>25D 774 SL/HMK 1.24</p> <p>25D 870 KV 2704 7.85</p> <p>25D 1164 SLC6UB 1.24</p> <p>25D 1697.02 KV 2252/2752 4.98</p> <p>3D 1497-06 KV 2252/2752 4.98</p> <p>PLEASE ASK FOR ANY PARTS NOT LISTED. NON-STOCK ITEMS AVAILABLE ON REQUEST</p> <p><b>VIDEO HEADS &amp; ACE ASSY.</b></p> <p>SL8000/9080 D8R-43R 56.75</p> <p>SLC5/67 D8R-36R 48.80</p> <p>SLC9 D8R-21R 48.80</p> <p>SLC20/30.40 D8R-35A 48.60</p> <p>SLF D8R-35A 48.60</p> <p>SL06 ACE 35.94</p> <p>SL07 ACE 34.40</p> <p><b>PILOT LAMPS</b></p> <p>STR606F 1-518-070-00 1.24</p> <p>Gen. 1-518-116-00 1.24</p> <p>360mA 11V Gen. 1-518-116-00 1.24</p> <p>40mA 4.5V Gen. 1-518-169-00 1.24</p> <p>130mA 23V 13V HMK11 1-518-263-00 1.55</p> <p>40mA 8V TAF-45 1-518-323-00 1.24</p> <p>1-518-409-21 1.24</p> <p><b>MANUALS (0 VAT RATED)</b></p> <p>ALL SONY VIDEO SERVICE MANUALS 10.86</p> <p>ALL SONY TV SERVICE MANUALS 6.30</p>	<p><b>SLS5/7</b></p> <p>BOOSTER ANTENNA 1-463-296-00 37.50</p> <p>MODULATOR 1-464-116-00 61.51</p> <p>TAPE UP SENSOR (C7) 1-543-145-00 1.80</p> <p>CONTROL KNOB (C7) 3-659-547-00 1.24</p> <p>LID TIMER (C7) 3-703-075-00 1.24</p> <p>CAP 2 SHAFT (C7) 3-703-075-00 0.42</p> <p>CAPSTAN MOTOR 8-838-009-10 42.01</p> <p>IDLER KIT A-670-834-68 5.40</p> <p>LIMITER ASSEMBLY X-365-331-00 2.98</p> <p>IDLER ASSEMBLY X-365-932-40 1.24</p> <p>BRAKE ASSEMBLY X-365-932-82 1.80</p> <p>PINCH ROLLER X-369-933-70 1.24</p> <p><b>SLC6</b></p> <p>SOLENOID 1-454-293-11 10.86</p> <p>MODULATOR 1-464-188-00 70.91</p> <p>THREADING GEAR 3-871-126-00 1.24</p> <p>DC MOTOR 8-835-070-11 11.20</p> <p>IDLER KIT A-670-639-18 4.10</p> <p>REEL MOTOR (MK2) A-673-710-1A 17.20</p> <p>REEL MOTOR (MK2) A-673-710-6A 27.85</p> <p>FORWARD ASSEMBLY A-674-007-1A 4.10</p> <p>MOTOR FRONT LOAD A-675-113-1A 8.15</p> <p>PULLEY ASSY. LD A-367-101-50 1.24</p> <p><b>SLF1/C9</b></p> <p>DDIC CONVERTOR 1-464-217-00 22.53</p> <p>CARRIAGE MOD KIT (C9) A-675-121-28 10.86</p> <p>CASS. LOAD MECH. (C9) A-675-123-6A 70.91</p> <p>GUIDE PIN KIT A-675-910-7C 6.65</p> <p>UPPER CYLINDER A-676-013-8A 27.85</p> <p>5 RING ASSEMBLY (C9) X-366-943-10 18.85</p> <p>PINCH ROLLER (SLC20) X-366-930-76 7.85</p> <p><b>BELTS</b></p> <p>INDIVIDUAL BELTS AVAILABLE IF REQUIRED</p> <p>SL8000 KIT 5 PIECES 8.82</p> <p>SLC5/7 KIT 6 PIECES 5.40</p> <p>SLC6 KIT 6 PIECES 8.26</p> <p>TC Gen. 3-434-110-00 1.24</p> <p>TAKE UP BELT TC Gen. 3-472-332-00 1.24</p> <p>BELT DRIVE TC Gen. 3-498-114-00 1.24</p> <p>BELT MIDWAY TC 161SD 3-531-846-00 1.24</p> <p>BELT CAPSTAN TC 92 3-536-447-01 1.24</p> <p>CAPSTAN TC 135/136SD 3-542-458-00 1.24</p> <p>BELT FLAT TC 186SD 3-543-978-00 1.24</p> <p>BELT CAPSTAN TC Gen. 3-558-706-00 1.24</p> <p>BELT CAPS. HST-300 3-564-319-00 1.24</p> <p>T/UP BELT HMK-3000 3-573-122-00 1.24</p> <p>BELT HMK3000 3-573-153-01 1.24</p> <p>HMK 70 &amp; UNIV. T/TABLE 4-827-489-XX 3.10</p>	<p><b>RELAY SLC7</b> 1-515-416-00 4.98</p> <p>RELAY 1-515-418-00 4.98</p> <p>RELAY TC-K55 1-515-547-11 4.98</p> <p>CHANNEL KV1340/1820 1-516-847-00 16.80</p> <p>TIMER SW SLC5/7 1-552-438-00 1.80</p> <p>SLIDE SW REC SL8000 1-552-834-00 1.24</p> <p>SLIDE SW R/P SL8000 1-552-936-00 1.80</p> <p>SWITCH POWER KV GEN. 1-552-936-00 4.98</p> <p><b>REMOTE CONTROLS</b></p> <p>RM 604B KV 1612 43.76</p> <p>RM 606 KV 2704 52.38</p> <p>RM 603B KV 2206 61.51</p> <p>RM 609 KV 1612 (MK2) 43.76</p> <p>RM 615 KV 2212 52.38</p> <p>RM 602 KV 2200 37.50</p> <p>RM 632 KV 2252 37.50</p> <p>RMT 200 SLC7 52.38</p> <p>RM 751 SLC5/7 29.30</p> <p>RM 616 52.38</p> <p>RM 72 SLC6 22.53</p> <p>RMT 213 SLC9 43.76</p> <p><b>GENERAL COMPONENTS</b></p> <p>UNIV. TEXT BOARD OPK203B 70.91</p> <p>ACFI CHARGER UNIT 42.01</p> <p>CAP 33mF 160v KV 1-123-024-11 1.24</p> <p>CAP 22mF 400v KV 1-123-032-11 1.24</p> <p>CAP 0.018mF 1.5v KV 1-129-952-11 1.80</p> <p>TRAP 6MHz 1-409-333-00 1.24</p> <p>TELE. AERIAL KV1400 1-501-178-00 7.85</p> <p>FILTER 6MHz 1-527-262-11 1.24</p> <p>TERMINAL ANTENNA 1-536-883-11 10.86</p> <p>STYLUS ND 143G 1-549-114-00 11.31</p> <p>R/P HEAD 181-3602D 8-829-373-40 5.10</p> <p>MOTOR DNF-1001B 8-835-006-00 22.53</p> <p>MOTOR DNF-4100A 8-835-049-01 17.20</p> <p>VID. TEST TAPE KR52H 8-969-995-52 36.55</p> <p>CARTRIDGE XL 150 A-450-506-9A 22.53</p> <p>STYLUS ND 150G A-458-706-2A 10.86</p> <p>PINCH ROLLER TC Gen. X-348-930-60 1.24</p> <p>P. ROLLER TC 204SD X-354-241-30 1.80</p> <p>MOTOR KIT MT-Gen. X-354-931-41 17.20</p> <p>PINCH ROLLER X-355-862-00 1.24</p> <p>PINCH ROLLER X-355-862-00 1.24</p> <p>CAS. HOLD. ASSY. TCK44 X-356-400-60 1.80</p> <p>CAS. HOLD. ASSY. TCK44 X-357-350-91 1.80</p> <p>BEARING ASSY. HMP70 X-482-740-81 4.10</p>



## **SUPERBARGAIN TV**

**LARGE SELECTION OF THORN  
EX-RENTAL TV's + VIDEOS**

TV's		VHS VIDEOS	
8800		£13	
8800	R/C	£17	
9000		£16	3V22
9000	R/C	£22	3V23
9200		£35	3V29
9200	R/C	£40	3V30
9600		£28	
9600	R/C	£35	
TX9 + TX10		£49	
TELETEXT	from £70 inc. Handset		

ALL PRICES SUBJECT TO VAT!  
DISCOUNT FOR QUANTITY!  
LORRY LOADS AVAILABLE  
DIRECT FROM SOURCE!

**FOR FURTHER INFORMATION  
PLEASE CONTACT KEITH OR GEOFF  
ON 021-502 2996, OR VISIT:  
UNIT 5, GLOBE STREET,  
HOLLOWAY BANK WEDNESBURY,  
WEST MIDLANDS  
Only 5 mins from Junction 1 of M5**

## **HOCKLEY DISCOUNT TELEVISIONS**

**SPECIAL TRADE ANNOUNCEMENT**

**LARGEST STOCKS OF EX-RENTAL**

**'THORN'**

**COLOUR TVs & V.H.S. VIDEOS**

8800 R/C	3V00
9000 R/C	3V16
9200 R/C	3V22
9600 R/C	3V23
9600 TTX	3V29
TX9/TX10	3V35

**Cabinet 9600 with Brand New Hand Sets  
Thorn 9000's at £16 Special Offer Price and  
also Thorn 8800 Special Offer Price £13.**

**Fully remote control cabinets CTV £20**

**ALSO UNLIMITED SELECTION OF**

**BUSH T20/24 DECCA 80/100  
G.E.C. SOLID STATE & STARLINE  
HITACHI ITT CVC30 & CVC45  
PHILIPS G8, G11 & KT3 R/C  
REDIFFUSION MK 1 & MK3  
REDIFFUSION MK 4 & TELETEXT**

**TV & VIDEO STANDS IN STOCK**

**Lorry Loads Delivered from Source**

**DON'T HESITATE TO CONTACT US**

**FOR FRIENDLY SERVICE  
TRY US - YOU'LL LIKE US!**

**MIDLAND BRANCH  
Hockley**

**Discount Televisions,  
94 Soho Hill, Hockley,  
Birmingham B19 1AE.**

**021-551 2233 - Ask for Jazz**

**NORTH-EAST BRANCH**

**Northern TV Distributors,  
Unit 2, Perth Court,  
11th Avenue, Team Valley,  
Gateshead, Tyne & Wear.**

**091-487 5389 - Ask for Joe**

## **SPARKWORLD LTD.**

**THE SOUTH WEST'S**

**NO. 1**

**In Ex-Rental TVs, Videos and White Goods**

A large and varied selection to choose from. With new stock arriving all the time. Many late Model TVs & Videos in stock.

**FOR THE BEST PRICES AND  
THE BEST SERVICE  
CALL US NOW**

**AND WE WILL GIVE YOU  
5% Discount  
with this advert**

**Don't Delay - Phone Today  
0626 55294**

**Unit 3, Brunel Buildings,  
Brunel Road, Newton Abbot, Devon**

# ALCON

## TEST EQUIPMENT THE DISCERNING T.V. ENGINEER'S CHOICE

Sourced from leading European manufacturers Alcon multimeters are ideal instruments for the T.V. service engineer. Precision fully protected movements, comprehensive ranges (plus optional E.H.T. probe) and clear mirrored scales make them perfect for bench applications, yet their rugged construction and stout carrying cases enable them to shrug off the rigours of field service use. Full after sales service is available, but we don't expect you to need it!

### The incredible 'MINI 20'



28 ranges  
20kΩ/V d.c. & 4kΩ/V a.c.  
(With protective fuse)

Accuracy: 2% d.c. and resistance, 3% a.c.  
28 ranges: d.c. V; 100mV, 3V, 10V, 30V, 100V, 300V, 600V. d.c. I; 50μA, 600μA, 6mA, 60mA, 600mA. a.c. V; 15V, 50V, 150V, 500V, 1500V. a.c. I; 30mA, 300mA, 3.0A. Ohms; 0-2kΩ, 0-2MΩ dB; from -10 to +62 in 6 ranges.  
Dimensions: 105 x 130 x 40mm.

The 28 ranges cover all likely requirements. E.H.T. PROBE. An optional E.H.T. probe for use with this instrument, reading up to 30kV £14.00 extra.

**ONLY £21.60**

(complete with carrying case, leads and instructions)

### 'SUPER 20'

A SUPER PROTECTED UNIVERSAL MULTIMETER

★ **20KΩ/V**  
AC AND DC

★ **39 RANGES**

★ **INDESTRUCTIBLE**  
(automatically protected)  
(on all ranges but 10A)

★ **E.H.T. PROBE**  
(Reads up to 30kV  
£14.00 extra)



Accuracy: d.c. ranges and Ω 2% a.c. 3% (of f.s.d.)  
39 ranges: d.c. V; 100mV, 1.0V, 3.0V, 10V, 30V, 100V, 300V, 1000V. d.c. I; 50μA, 100μA, 300μA, 1.0mA, 3mA, 10mA, 30mA, 100mA, 1A, 10A  
a.c. V; 10V, 30V, 100V, 300V, 1000V;  
a.c. I; 3mA, 10mA, 30mA, 100mA, 1.0A, 10A.  
Ω; 0-5.0kΩ, 0-50kΩ, 0-500kΩ, 5MΩ, 50MΩ  
dB; from -10 to +61 in 5 ranges.

Dimensions: 105 x 130 x 40mm.  
(complete with carrying case, leads and instructions)

**ONLY £33.50**

**ELECTROTESTER** fairly similar ranges to the above but reads up to 30A (ac & dc) £34.

**PRICES** Our prices include VAT and postage and goods are normally despatched by return.

For details of these and the many other instruments in the Alcon range, including multimeters, components measuring, automotive and electronic instruments, please write or telephone:

# ALCON

Instruments Ltd.

19 MULBERRY WALK · LONDON SW3 6DZ · TEL: 01-352 1897 · TELEX: 918867

# SWITCH ON TO PROFIT!

3,000 TV's and Video's in stock—

Teletext from £50

Thorn 9-6 from £25 working

Working Mechanical Videos  
from £70.

Working Electronic Videos  
from £100.

**DISTRIBUTORS  
FOR SKYSCAN  
SATELLITE  
SYSTEMS**

Non-working Videos  
from £25.

T.V. Stands, Spares  
& Remotes.

Also New & Graded White Goods.

Small Appliances with  
Manufacturer's guarantee.  
Delivery arranged.

**LEADING  
BRANDS**

**SUPERB  
RANGE OF  
WORKING  
VIDEOS**

# ELECTRIC

Incorporating MONITEC

NEW 16,000 sq. ft  
WAREHOUSE

UNIT 22, GREEN ST INDUSTRIAL ESTATE  
GREEN ST, KIDDERMINSTER DY10 1HN

Telephone (0562) 755526 or 741666

# City

Main distributors for Skyscan Satellite Products

# BOLTEN LTD.

63, JEDDO ROAD, LONDON W12 9EE.

Tel: 01-749 0915 (2 lines)

Telex: 262421 BOLTEN G

### VIDEO HEADS

Sony Universal Eq. DSR 36 .....	£29.95
Sony Universal Eq. DSR 43 .....	£29.95
Sony C-9 .....	£47.95
Ferguson/JVC Universal .....	£28.50
National Panasonic Universal .....	£28.50
National Panasonic (370/380/430/460) .....	£32.95
National Panasonic (777/330) .....	£46.95
Hitachi 5000 (Not Genuine) .....	£29.95
Hitachi VT11/HIVI/VT33 (Genuine) .....	£29.95
Toshiba 9600 .....	£39.00
Sanyo (Genuine) .....	£44.95
Fisher Universal Eq. FVH D720 .....	£37.00
Akai Universal .....	£28.50
Sharp .....	£39.95
Amstrad 7000/9000/4600 .....	£32.95
Saisho 605/705/805/905/100 .....	£32.95
Triumph 9500/9501/9525 .....	£32.95
Sanyo Pulley VTC 5150 .....	£6.95
Sanyo Motor VTC 5150 .....	£7.25
Belt Kits (Most Models) .....	£3.99
Remote Controls TV Grundig/Philips .....	£16.95
Remote Controls Philips TT (4300) .....	£17.95
Pinch Wheels (various Models) .....	£5.95
Sony Idler Kits C-5/C-7 .....	£4.50
Sony Idler Kits C-6 .....	£2.95

Other Accessories - Mod kits, Integrated Circuits, Idler Assy, Gear Idler Assy, Reel & Loading Belts, Capstan & Reel motors, Reel Drive Pulley units also available in most models. Please call for full list.

Please add 15% VAT plus £1.00 p&p per order.

Delivery within 7-14 days subject to availability.

**PLEASE NOTE OUR NEW ADDRESS  
AND TELEPHONE NUMBER**



# FAST VIDEO SPARES FAST

## VIDEO HEADS

<b>Panasonic</b>	
NV2000, 2010, 7000, 7200, 8600, 8610, 333, 370 genuine	£44.00
NV366, 688, 777, 788 genuine	£64.50
Panasonic 4HSS Equivalent heads (Not NV366)	£31.95
<b>Ferguson</b>	
3292, 3V00, 3V16, 3V22, 3V23, 3V24, 3V29, 3V30, 3V35, 3V36, 3V38 genuine	£49.50
Ferguson 3HSS Equivalent heads	£31.95
<b>Sharp</b>	
VC9300, 9500, 9700, 381, 386, 387, 388, 482, 581 genuine	£67.20
Sharp VC7300, 7700, 8300 genuine	£73.00
Sharp VC9300 etc Equivalent	£39.90
<b>Sony</b>	
C5, C6, C7 genuine	£49.50
Sony SL8000, 8080 genuine	£54.50
Sony C9, C20, C30 genuine	£54.50
Sony C9	£46.50
Sony C5, C6, C7 Equivalent	£31.95
Sony C20, C30 Equivalent	£36.50
<b>Sanyo</b>	
VTCS900, 5000, 5150, 5300, 5400 genuine	£49.90
<b>Toshiba</b>	
V9600, V31, V33 Equivalent	£42.50
Toshiba V9600, V31, V33 genuine	£54.60
Toshiba V8600 genuine	£67.50
<b>Hitachi</b>	
VT5000, 8000, 8300, 9300, 9500, 9700, VT11, VT14E genuine	£39.95
Amstrad 7000 Equivalent	£39.90
<b>Fisher</b>	
615/620 Equivalent	£46.00
<b>PINCH ROLLERS</b>	
<b>Panasonic</b>	
NV2000, 7000, 7200	£5.95
NV333, 366, 688, 370	£7.95
NV430, 730	£7.95
<b>Sharp</b>	
VC6300	£7.90
VC7300, 7700, 8300	£8.70
VC9300, 381, 386 etc	£5.40
<b>Hitachi</b>	
VT5000, 8000, 9000	£6.95
VT11E, 14E, 17E, 19E	£6.95
<b>Sony</b>	
C5, C6, C7	£5.95
SL-C20, C30, C40	£5.95
SL8000, 8080	£5.95
<b>Ferguson/JVC</b>	
3V00, 3V16, 3V22	£5.95
3V23, 3V24, 3V29/30	£7.95
3V35, 36, 38, 39	£8.90
<b>Sanyo</b>	
VTCS900, 5000, 5150, 5300	£7.95
VTCS400, 5150, 8500	£7.95

ALL STOCK ITEMS ARE DESPATCHED BY RETURN OF POST

**WE CARRY HUNDREDS OF VIDEO SPARES INC. PLAY IDLERS, CLUTCHES, MOTORS, SERVICE MANUALS, TENSION BANDS, BELTS AUDIO/CONTROL HEADS, ALIGNMENT TOOLS AND TAPES ETC. \*\*SPECIAL ORDER FACILITIES\*\* \*\*FOR NON-STOCK ITEMS\*\***

**CREDIT CARD ORDERS BY TELEPHONE RECEIVED BY 4 PM. ARE DESPATCHED SAME DAY**

ALL SPARES LISTED ARE GENUINE PARTS. WE ALSO STOCK THE FULL RANGE OF CHEAPER REPLACEMENT PARTS: G. BELT KITS, PINCH ROLLERS, HEADS, ETC. P.O.A.

### IDLERS

<b>Panasonic</b>	
NV2000, 7000, 7200	£3.45
NV333, 366, 688, 788	£3.45
NV777, 370, 430	£4.50
NV730	£6.50
<b>Sharp</b>	
VC9300, 9500, 9700	£3.90
381, 386, 387, 388	£3.90
482, 483, 486, 581 etc.	£3.90
<b>Amstrad</b>	
7000	£3.90
<b>Sony</b>	
C5/C7 Idler kit	£6.95
C6 Idler kit	£6.95
C5/6/7 Idler only	£1.65
<b>Sanyo</b>	
Reel drive pulley	£8.88
VTCS5000, 5150, 6500	£8.88
<b>Hitachi</b>	
VT8000, 8300, 8500	£4.72
VT9300, 9500, 9700	£4.75
VT11E, 14E, 17E, 19E	£6.50
<b>Ferguson</b>	
Clutch assy large	£6.95
3292, 3V00, 3V16, 3V22	£6.95
Clutch assy small	£6.95
Idler assy 3V29, 30	£3.45
3V35, 3V36, 3V38, 3V39	£4.50
<b>Fisher</b>	
FVHP615 etc.	£6.90

<b>Hitachi</b>	
VT5000	£6.50
VT8000, 8500	£2.90
VT9300, 9300	£3.30
VT11E, 14E, 17E	£6.50
<b>Ferguson/JVC</b>	
3V00, 3V16, 3V22	£6.50
3V23	£4.50
3V29, 3V30	£6.50
3V35, 36, 38, 39	£3.90
<b>Toshiba</b>	
V9600	£6.50
V8600	£6.50

<b>Amstrad</b>	
7000	£3.90

<b>Sony</b>	
C5/C7 Idler kit	£6.95
C6 Idler kit	£6.95
C5/6/7 Idler only	£1.65

<b>Sanyo</b>	
Reel drive pulley	£8.88
VTCS5000, 5150, 6500	£8.88

<b>Hitachi</b>	
VT8000, 8300, 8500	£4.72
VT9300, 9500, 9700	£4.75
VT11E, 14E, 17E, 19E	£6.50

<b>Ferguson</b>	
Clutch assy large	£6.95
3292, 3V00, 3V16, 3V22	£6.95
Clutch assy small	£6.95
Idler assy 3V29, 30	£3.45
3V35, 3V36, 3V38, 3V39	£4.50

<b>Fisher</b>	
FVHP615 etc.	£6.90

MOST OTHERS AVAILABLE

## BELT KITS (GENUINE)

<b>Panasonic</b>	
NV2000, 2010	£6.50
NV7000, 7200	£6.50
NV333, 366	£6.50
NV688, 788	£4.70
NV8600, 8610	£6.50
<b>Sharp</b>	
VC6300	£6.50
VC7300, 7700	£6.50
VC8300	£6.50
VC9300, 381 etc	£6.50
<b>Sanyo</b>	
VTCS900	£6.50
VTCS5000	£1.99
VTCS300, 5400	£6.50
<b>Sony</b>	
SLC5, C7	£6.50
SLC5	£6.50
SL8000, 8080	£6.50
<b>Hitachi</b>	
VT5000	£6.50
VT8000, 8500	£2.90
VT9300, 9300	£3.30
VT11E, 14E, 17E	£6.50

<b>Ferguson/JVC</b>	
3V00, 3V16, 3V22	£6.50
3V23	£4.50
3V29, 3V30	£6.50
3V35, 36, 38, 39	£3.90
<b>Toshiba</b>	
V9600	£6.50
V8600	£6.50

<b>Amstrad</b>	
7000	£3.90

<b>Sony</b>	
C5/C7 Idler kit	£6.95
C6 Idler kit	£6.95
C5/6/7 Idler only	£1.65

<b>Sanyo</b>	
Reel drive pulley	£8.88
VTCS5000, 5150, 6500	£8.88

<b>Hitachi</b>	
VT8000, 8300, 8500	£4.72
VT9300, 9500, 9700	£4.75
VT11E, 14E, 17E, 19E	£6.50

<b>Ferguson</b>	
Clutch assy large	£6.95
3292, 3V00, 3V16, 3V22	£6.95
Clutch assy small	£6.95
Idler assy 3V29, 30	£3.45
3V35, 3V36, 3V38, 3V39	£4.50

<b>Fisher</b>	
FVHP615 etc.	£6.90

<b>Reel Motors</b>	
Sharp 9300 etc	£18.20
Amstrad 7000	£18.20
Sanyo 5000 etc	£14.20
Panasonic NV333	£16.80

<b>Drum Motors</b>	
Ferg JVC, 3V22 etc	£29.90
Sharp 9300 etc	£29.30
Hitachi VT5000	£24.75

<b>Capstan Motors</b>	
Sharp 9300, 9500	£29.30
VC8300	£39.90
VC7300, 7700, 7750	£29.30
Ferg JVC, 3V22 etc	£29.90
Sharp 9300 etc	£29.30
Hitachi VT5000	£29.60
Sharp 36, 38, 39	£36.90
Hitachi VT5000	£24.75
VT8000, 8300, 8500	£37.70
VT9300, 9500	£37.70
VT11E, 14E, 17E	£27.30
Sony C5, C7	£34.50

**145 STATION RD, BEESTON, NOTTINGHAM NG9 2AZ, TEL: 0602-226070**



Send 2 x 18p stamps for full catalogue.

Please add 50p post & packing and then add 15% VAT to total

OVERSEAS ORDERS WELCOME ON CREDIT CARDS, POSTAGE AT COST OFFICIAL ORDERS WELCOME FROM COLLEGES ETC.

## VHS VIDEOS

WORKERS, READY FOR YOUR SHOWROOM FROM

**£80!**

NON-WORKERS, COMPLETE, FROM

**£60!**

**ATTENTION! ALL VIDEO TRADERS**

PLUS

100s OF TESTED USED PARTS AT ROCK BOTTOM PRICES

REMEMBER

WE ARE THE **3V22** SPECIALISTS FOR THE SOUTH WEST

**ZENTEK electronics**

phone today for details - (0202) Bournemouth 765405

**ATTENTION DEALERS IN THIS AREA**

**SAVE TIME! SAVE MONEY!**


SEMPLER SERVICE



YOUR LOCAL

EX RENTAL WAREHOUSE  
59 HALL ROAD, CLENCH WARTON, KINGS LYNN  
**0553 766766**

## UNIVERSAL NICAD CHARGER



A brand new universal charger (charges any combination of PP3, AA, C & D CELLS), for only £5.95 plus £1 post and packing.

**ONLY £5.95**

**NEW AA/HP7 NICADS**

90p each when ordered with charger.

**FERGUSON**

9.6 volt standard rechargeable battery type VA282. Use with Videostar C camera/recorder, model no. 3V41, also suits JVC camcorder models JR1 and 2 £18 each + £1 p&p.

**E. CROYDON DISCOUNT ELECTRONICS**

40 LOWER ADDISCOMBE ROAD, CROYDON, SURREY

**01-688 2950**

**SHOP HOURS Mon-Sat 10-5.30 (Closed Weds)**



## — NEW VIDEO HEADS —

from  
**£24.95 each plus V.A.T.  
 & carriage**

Our selected range of NEW VIDEO HEADS have been manufactured to the Highest specification and are fully covered by our 1 Year Guarantee.

We supply HEADS of Most Types for  
 AKAI - FERGUSON - JVC - SANYO - SONY  
 - NAT. PANASONIC - Etc - Etc.

Please contact us for details of Our Full Range of Video Spares including Motors, Pulleys, Belts, Idlers, Etc.

Our Full List will be sent on request.

**ELECTROVISIA  
 LIMITED**

P.O. Box 55  
 Stratford-upon-Avon  
 Warks. CV37 0UB  
 0789-298510

### CREWE WHOLESALE TV

77 Coleridge Way, Crewe

Tel: 0270 582924

15 mins from Junction 17, M6

WORKING TVs FULLY ENGINEERED  
 AND TESTED. TRY THEM BEFORE  
 YOU BUY. NO BUMPED TUBES.

Decca 80s & 100s **£25**

Bush T20 **£30**

ITT CVC 20 & 30 & 32 **£25**

G11s **£35**

GEC Starline **£25**

GEC 2110, 2111 **£20**

Rediffusion Mk 3 **£25**

Thorn 8,800 to T/X from **£20**

Text Available **POA**

CABLE DORICS WITH OR WITHOUT  
 TRANSLATORS PLUS A FULL  
 RANGE OF OFF THE PILE SETS  
 JUST ARRIVED 1000s OF  
 COMPUTER GAMES.

**W. TREE'S TVs**  
 are moving to larger premises.

# SPECIAL CLEARANCE SALE

## OF VIDEO RECORDERS AND TELEVISIONS

Large Selection of Colour TVs  
 including portables, remotes  
 and Teletext.

Good selection of VHS Videos,

National Panasonic, Model 7200  
 £165 inc VAT reduced to

**£155 inc VAT.**

National Panasonic basic models,  
 old price £145 inc VAT

**New Price £135.**

### SPECIAL OFFER

of ex hotel video recorders,  
 Philips VHS Model No 6560  
 Infra red remote

**£185 + VAT.**

*We would like to thank all our dear  
 customers for all past business.*

*We hope this will continue  
 at our new premises*

**Sunshine Mills, Wortley Road,  
 off Whingate Road, Leeds 12.**

Only 5 minutes drive from our old  
 address. We move on 27th May.

Telephone:

**Leeds (0532) 638804**

# BRITAIN'S LARGEST SUPPLIERS

## OF EX-RENTAL TV AND VIDEO SPECIAL OFFER

BETA  
SANYO C5, C6, C7, C9  
FROM

# £20

VHS

HITACHI 5000      FERGUSON 3V22

# £60

Makes inc. PHILIPS, GEC,  
HITACHI, ITT, BUSH,  
PANASONIC, SONY, DECCA,  
FERGUSON, GRUNDIG etc.  
COLOUR TV from £5

CALL & SEE OUR SELECTION  
DELIVERY ARRANGED FOR  
BULK PURCHASES  
LOAD DIRECT FROM SOURCE  
AT VERY KEEN PRICES

## FRANK FORD

(TV TRADE DISPOSALS)

SCHOOL LANE

GUIDE

BLACKBURN, LANCs

TEL: 0254 64489

OSCILLOSCOPES	SPECIAL OFFERS
TELEQUIPMENT D83. Dual Trace 50MHz Delay Sweep. Large Tube..... £375	B+K Precision CRT Restorer/Analyser Model 467. Supplied with 2 Bases and Manual. (P&P £7) ONLY £125 each
TELEQUIPMENT D75. Dual Trace 50MHz. Delay Sweep..... £325	Labgear Colour Bar Generator KG1 8 Test Patterns. (P&P £4). ONLY £40 each
COSSOR COU150. Dual Trace 35MHz Solid State. Portable 8x10cm display. With Manual..... £200	LABGEAR COLOURMATCH PATTERN GENERATOR Type CM6038-DB Crosshatch/Gray Scale/Blank Raster. Mains or Battery. ONLY £12 each (P&P £2)
TELEQUIPMENT D61A Dual Trace 10MHz With Manual..... £150	CROSSHATCH GENERATOR TVT5M Crosshatch/Dots/White. RF & Video Outputs. Tuner Control £10 (P&P £4)
S.E. LABS SM111 Dual Trace 18MHz Solid State Portable AC or External DC operation 8 x 10cm display with Manual..... £165	DEGAUSSING COILS..... £20 (P&P £4)
SOLARTRON CO1400 Dual Trace 15MHz with Manual..... £100	ADVANCE AM SIGNAL GENERATOR Type 62. 150KHz-220MHz..... £30
TELEQUIPMENT D43. Dual Trace 15MHz. With Manual..... £100	METRIX WOBBLULATOR Type 210. 5-220MHz..... £20
TELEQUIPMENT S54A. Single Trace 10MHz. Solid State. With Manual..... £110	LABGEAR COLOUR BAR GENERATOR CM6037 (P&P £4)..... £60
<b>ADVANCE/GOULD DVMS</b> Auto ranging; max reading 20,000. AC/DC volts - resistance..... ONLY £50 (P&P £5)	RACAL 32MHz UNIVERSAL COUNTER TIMER Type 836 with Manual..... £50
<b>MULTIMETERS</b> AVO 9 Mk4 (Identical to AVO 8 Mk4 but scaled differently) Complete with Batteries & Leads..... £55	MARCONI TF2604 (Later version of TF 1041 VTM) 20Hz-1500MHz; AC/DC/Ohms AC 300mV-300V FSD..... £60
AVO 8 Mk2 Complete with Batteries & Leads..... £45	MARCONI VALVE VOLTMETER TF2600 10Hz-10MHz; 1mV-300V FSD..... £40
Above Items in GOOD WORKING ORDER - appearance not A1 hence the price.	PHILIPS COLOURBAR GENERATOR type 5501 (P&P £5)..... £100
AVO TEST SET No 1 (Military version of AVO 8) Complete with batteries, leads & Carrying Case £85	PHILIPS COLOURBAR GENERATOR type 5508. Video out. Many Functions..... £125
TEST LEADS suitable for AVOMETERS. Red & Black with 2 Croc-Clips & 2 Prods. (p&p £2)..... £5	<b>NEW EQUIPMENT</b> HAMEG OSCILLOSCOPE 605. Dual Trace 60MHz. Delay Sweep. Component Tester..... £583
<b>ANALOGUE POCKET MULTIMETERS</b> Philips/Taylor/AVO etc. Complete with Batteries & Leads..... from £10	HAMEG OSCILLOSCOPE 203.6. Dual Trace 20MHz. Component Tester & 2 Probes..... £314
<b>AVO TRANSISTOR TESTER TT169</b> Handled. GO/NO GO for In-situ Testing. Complete with batteries, leads & instructions. (p&p £3) NOW ONLY £12	All Other Models Available.
<b>ISOLATING TRANSFORMER</b> 240V In - 240V Out 500VA..... £15 each P&P £5	BLACK STAR FREQUENCY COUNTERS P&P £4
240V In - 240V Out 100VA..... £6 each P&P £2	Meteor 100 - 100MHz..... £39
<b>DISK DRIVE PSU. 240V IN, 5V 1.6A &amp; 12V 1.5A out. Size: W125mm, H75mm, D180mm. Cased. Un-used. Only £10.00 each (P&amp;P £2)</b>	Meteor 600 - 600MHz..... £126
Querty keyboard (as in Lynx Micro). Push to make. Cased..... £5 each (P&P £2)	Meteor 1000 - 1GHz..... £175
Various 5 1/4" Floppy Disk Drives and Stepping Motors Available.	BLACK STAR JUPITER 500 FUNCTION GENERATOR. Sine/Square/Triangle. 0.1Hz - 500KHz. P&P £4 £110
USED EQUIPMENT - WITH 30 DAYS GUARANTEE. MANUALS SUPPLIED IF POSSIBLE. This is a VERY SMALL SAMPLE OF STOCK. SAE or Telephone for Lists. Please check availability before ordering. CARRIAGE all units £16. VAT to be added to Total of Goods & Carriage.	BLACK STAR ORION. PAL TV/VIDEO COLOUR PATTERN GENERATOR..... £199
	HUNG CHANG DMM 7030. 3 1/2 digit. Hand held 28 ranges including 10 Amp AC/DC 0.1%. Complete with batteries & leads. P&P £4..... £39.50
	AS ABOVE. DMM 6010. 0.25%..... £33.50
	OSCILLOSCOPES PROBES. Switched x1; x10. P&P £2..... £11
<b>STEWART OF READING</b>	
110 WYKEHAM ROAD, READING, BERKS RG6 1PL	
Telephone: 0734 68041	
Callers welcome 9 am-5.30 pm Mon.-Fri. (until 8 pm Thurs.)	

## Universal Semiconductor Devices Ltd.

17 GRANVILLE COURT, GRANVILLE ROAD,  
HORNSEY, LONDON N4 4EP, ENGLAND.  
TEL. 01-348 9420/9425 \* TLX. 25157 usdco g




WE OFFER ONE OF THE LARGEST RANGES OF SEMICONDUCTORS AT HIGHLY ECONOMICAL PRICES. THE FOLLOWING SEMICONDUCTOR TYPES ARE AVAILABLE FROM STOCK. IF WE DON'T STOCK WHAT YOU NEED THEN WE CAN GET IT FAST FROM OUR FACILITIES IN WEST GERMANY AND USA UPON REQUEST.

**TRANSISTORS** - BIPOLARS - GERMANIUM AND SILICON  
SMALL SIGNAL  
POWER  
DARLINGTONS - ALL SHAPES AND SIZES  
VHF/UHF DEVICES - ALL SHAPES AND SIZES



**FETS** - POWER MOSFETS  
UNIUNCTIONS



**DIODES** - GERMANIUM AND SILICON  
RECTIFIERS AND BRIDGES  
OPTO-ELECTRONIC DEVICES  
LEDS OF ALL SHAPES AND SIZES



**THYRISTORS AND TRIACS** - ALL



**INTEGRATED CIRCUITS:**  
CONSUMER - DIGITAL/ANALOGUE  
MICROPROCESSORS AND PERIPHERALS  
IC SOCKETS



MAIL ORDER CUSTOMERS: PLEASE SEND FOR OUR COMPREHENSIVE PRICE LIST, ENCLOSING £1.00 IN STAMPS, CHEQUE OR POSTAL ORDER.

**CATALOGUE** SENT FREE OF CHARGE, WHEN REQUESTED ON OFFICIAL LETTERHEAD (WITHOUT REFUND), TO OEM'S, SCHOOLS, COLLEGES, UNIVERSITIES, GOVERNMENT INSTITUTIONS, COMPUTER FIRMS, ELECTRONIC REPAIR FIRMS AND DISTRIBUTORS.

**SPECIAL DISCOUNTS AND PAYMENT TERMS** ARE AVAILABLE TO ABOVE INSTITUTIONS.

PLEASE ENQUIRE FOR QUANTITY DISCOUNTS.  
WE WELCOME TELEPHONE AND TELEX ENQUIRIES!







# SERVICE PAGES

words), box number 75p extra. All prices plus 15% VAT. All cheques, postal orders etc., to be made payable to Television, and crossed "Lloyds Bank PLC". Treasury notes should always be sent registered post. Advertisements, together with remittance, should be sent to the Classified Advertisement Dept., Television Room 204B (H.H.), IPC Magazines Limited, Kings Reach Tower, Stamford Street, London SE1 9LS. (Telephone 01-261 5942).

## BIRMINGHAM'S REPUTABLE TV AND VIDEO TRADE SUPPLIER

NO GIMMICKS - NO TIME WASTED  
WE ACTUALLY CARRY UNTESTED AND  
WORKING STOCK

FOR STOCK SITUATION

RING - 021-772 2733

## WILTSGROVE LIMITED

128-130 Ladypool Road,  
Sparkbrook, Birmingham B12 8JA.

**CASH ONLY**

### HALTON TV TRADE DISPOSAL

The Wholesaler you won't find  
competing with you on the High St.

TV and Videos

GEC, Philips, Decca, Doric, Thorn

★ Remember, we have NO retail outlet ★

St Michaels Industrial Estate, Widnes  
Tel. 051 423 1577

### GIANT SCREEN TVs VIDEO PROJECTORS

All leading makes available. Large quantities of  
some lines. New and second hand equipment  
bought and sold.

J. H. Roche & Co. Ltd.,  
36 Station Road, Wylde Green,  
Sutton Coldfield, West Midlands B73 5JY.  
Tel: 021 354 2393 (24 hrs).

### STARLITE ELECTRONICS

WILLOWS FARM,  
A13 RAINHAM, ESSEX.  
Rainham 23225 also  
Hornchurch 50238.

EX RENTAL TVs  
UNTESTED FROM £15.00  
WORKING TVs £20.00  
RE-GUNNING TUBES

2 year guarantee  
Most types available  
including Sony



### T.V. SPARES, PANELS AND MANUALS PHILIPS · GRUNDIG

TELEVIEW 01-994 5537  
194, Acton Lane, London W.4.

## I.T.V.C.

BEST QUALITY EX-RENTAL AND  
GRADED TVs & VIDEOS

OFFERING A FRIENDLY & FIRST CLASS  
SERVICE TO THE TRADE

GET ON THE WAY TO SUCCESS

BUY AT COMPETITIVE PRICES  
TO INCREASE YOUR PROFITS

### VHS VIDEOS

(Mech. Electronic)  
FERGUSON, HITACHI,  
JVC, NAT. PAN., etc.

### BETA

SANYO, SONY,  
TOSHIBA, etc.

### TELEVISION

PHILIPS 550, G11, KT3  
BUSH T20, T22, T24, T26  
THORN 8.8K, 9K, 9.6K, TX  
HITACHI, NAT. PAN.,  
I.T.T., PYE, etc.

VAN LOADS DELIVERED DIRECT FROM SOURCE

**PHONE STEVE  
0602 864627**

UNIT 3, MEADOW TRADING ESTATE,  
MEADOW LANE,  
OPP. CATTLE MARKET,  
NOTTINGHAM NG2 3HQ

WHY NOT LET  
TELEVISION  
SELL YOUR  
PRODUCT

RING NOW ON  
**01-261 5942**

### AT LAST IN THE SOUTH

Rock bottom prices on working  
Thorn, Philips, etc, Sonic, IR, Text

Phone Telesel on:  
Bournemouth 708517

### MONOCHROME TELEVISIONS

Pye 24" new with full guarantee  
ONLY £75 each, inclusive carr VAT.

Trade terms available from:

T.I.E. LIMITED  
30 Brook Ave, New Milton, Hants.  
Tel: 0425 615335

# BESCO LTD T/A NORTH WEST ELECTRONICS NEW STOCKS ARRIVING DAILY

## SPRING BARGAINS

DISCOUNT FOR QUANTITY  
WORKING TVS AND VIDEOS  
ON SHOW

## H.P. REPOS AND EX. RENTALS COLOUR TV'S AND VIDEOS

### Refurbished TV's

BUSH T20/T26 £45  
G11 ..... £50  
PYE KT3 ..... £65

Others done to order.

### DISCOUNT FOR QUANTITY

EX-EQUIPMENT PANELS  
NO EXCHANGE REQUIRED

IF	De-coder	Line scan	Power	Frame
T20/22 X	14	18	17	14
T26 X	16	20	17	X

ALL PRICES INCLUSIVE OF  
POSTAGE BUT PLUS VAT  
CHEQUE WITH ORDER PLEASE

### Annual Clearance Rock Bottom Prices

PYE G11 EXC		PYE KT3	£50
CAB.	£40	GEC 2213	£30
BUSH T20/26 CH	£35	THORN 3000	£7
HITACHI 191	£20	GRUNDIG G415/ 4206	
FERGUSON TX	£65		

Best Stock in  
Country  
over 2000 in stock  
(90% of our TV's  
Switch on)

GEC 2010	£20	Special Price
PYE 222	£20	Quoted
PHILIPS 550	£15	For Bulk Purchases
BUSH 718	£20	From Source.
BUSH 2 CHIP	£8	
GRUNDIG 5010	£10	

### Video

SHARPS 7300,  
8300, 9300  
HITACHI,  
VT11,  
FERGUSON  
3V29

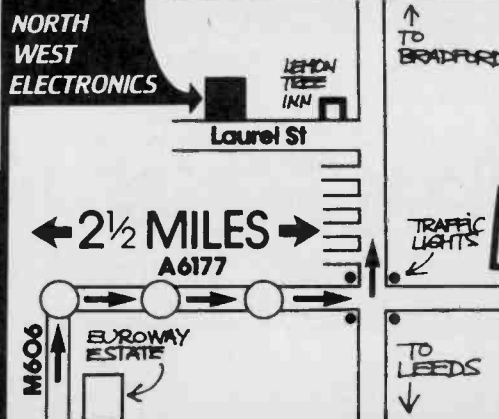
SANYO,  
SONY,  
BETA

LAUREL STREET, LEEDS ROAD,  
BRADFORD, W. YORKSHIRE BD3 9TP.

5 MINS FROM MOTORWAY

100's PX  
HOOVER JUNIOR  
VACS  
All models in stock

Tel (0274)  
660995



P.X. WASHERS  
COOKERS  
ETC

**CASH ONLY**

OPEN 6 DAYS  
SAT 9-5.30

WE ARE CLOSED DEC 25th  
& 26th, JAN 1st

# 'BOBS'

TELEVISION  
WAREHOUSE  
A NEW CONCEPT IN EX-RENTAL T.V. & VIDEO

## WORKING TV & VIDEO

ENGINEERED TO THE HIGHEST  
SPECIFICATION READY FOR  
YOUR SHOWROOM

### NON WORKING

GUARANTEED COMPLETE AND  
UNCANNIBALISED GOOD  
CABINETS AT LOW LOW PRICES  
ELECTRONIC, REMOTE, FRONT  
LOADER VIDEOS


**NAT PAN, JVC, HITACHI,  
TOSHIBA, SANYO, SONY,  
ETC, ETC.**

K30, KT3, G11, TEXT, REMOTE  
AND BASICS

**ITT, GEC, BUSH, JAPS.,  
DECCA, ETC.**

PHONE BOB BEAN ON:  
**0268 728966**  
AND DISCUSS YOUR REQUIREMENTS

BOBS T.V. WAREHOUSE, 1 Swinbourne Ct, Burnt Mills, Basildon, Essex



# 'BOBS'

TELEVISION  
WAREHOUSE

**NEW  
PHILIPS**

**NEW  
PHILIPS**

**NEW  
PHILIPS**

**N**EW PHILIPS  
EX CATALOGUE  
RETURNS

**L**ARGE STOCK  
NOW HELD. ALL SIZES  
AND CURRENT MODELS

**A**LL WORKING  
AND SHOWROOM  
READY

**G**UARANTEED

**P**HONE

**BOB BEAN  
0268 728966**

TO RESERVE YOUR  
SUPPLY NOW

# VIDEO SPARES

Stock items despatched by return Access & Visa welcome

## VIDEO HEADS

Universal VHS heads most models (3HSS/4HSS)	£29.50
Hitachi, Ferguson, JVC, Akai, Panasonic etc. (most models) (genuine)	£35.00
Sharp VC2300, VC7300, VC8300, V585 (genuine)	£66.40
Sharp VC6300, VC381, VC383, VC386, VC388, VC9300, VC9500, VC7700, VC7750, VC481, VC482 (genuine)	£61.10
Sharp VC9100, VC9300, VC9500 etc. (equivalent)	£39.50
Sony SLC5, C6, C7 (genuine)	£42.00
Sony SLC5, C6, C7 (equivalent)	£31.00
Toshiba V9600, V31, V33 (equivalent)	£39.60

## Reprocessed Heads

(Send old head with order. This drum should be free of scratches and marks)

Most VHS models, i.e. Ferguson, Panasonic, Hitachi, Fisher etc.	£29.00
Sharp (most models), Saisho, Amstrad, Mitsubishi etc.	£37.50
Most VHS 4 head types	£47.50

## VIDEO MOTORS

### Drum Motors

Ferguson/JVC 3V00/3V22 etc. (mechanical models)	£29.00
Sharp VC9300, VC9500, VC9100 etc.	£26.60

### Reel Motors

Sanyo VTC5000, VTC5150, VTC5300, VTC5400, VTC6500	£12.00
Sharp VTC9300, VTC9500 etc. (most models)	£18.30

Please add 75p per order for p&p and then add 15% VAT

## A.Z. ELECTRICS

174 Kettering Road, Northampton NN1 4BE  
Telephone (0604) 24380

# BOURNEMOUTH

**BEST SOURCE IN THE SOUTH  
FOR CLEAN WORKING TV &  
VIDEOS**

TVs Bush/Decca/GEC/ITT/Japs/Philips  
Thorn REMOTE & TEXT  
Videos 2000, Beta & VHS  
**PLEASE PHONE FOR PRICES  
Mon-Fri 9-1, 2-5**

**HILLIER'S, UNIT 2A,  
11-15 FRANCIS AVENUE,  
WALLISDOWN. TEL: 0202 581932**

# N.F.P.C.

**PERSONALISED PROTECTIVE  
COVERS SPECIALISTS**

For TV, VCR's, Audio/Visual Equipment, White Goods etc.  
Are you still using an old blanket or cushion to protect your goods/equipment during transit?  
This may give a little patchy protection but it certainly does nothing for your image.

### PROMOTE & PROTECT

How personalised protective covers can protect you. For a modest initial outlay, our smart, purpose-made, personalised protective covers will provide superb protection against damaged cabinets, screens, moisture etc. And at the same time give a tremendous boost to your company image.

Says Mr. W., Company Director, Edinburgh . . .

"Not only do they protect the equipment they also provide added security & prestige, in pure business terms, they only have to prevent 1 item being scored in transit to justify their initial cost.

All covers are made from durable, well-padded quilted nylon and personalised with your trading name in a vivid eye catching print.

Write now for further details and fabric & print sample to:  
N.F.P.C., Bywell House, 3 Fenham Hall Drive,  
Newcastle Upon Tyne NE4 9UT  
**091-272 4646**

## Capstan Motors

Ferguson/JVC 3V00/3V22 etc. (mechanical models)	£29.00
Sharp VC9300, VC9500 etc.	£27.60
Hitachi VT11, VT33, VT14, VT17	£25.00
Hitachi VT8000, VT8300, VT8500, VT9300, VT9500	£35.00
Sony SLC5 SLC7 (BHF 1100d)	£37.50

## BELT KITS

Most Models	£3.50
Sanyo VTC5000	£1.00
Sanyo VTC9300	£3.75
Ferguson 3V31, 3V35, 3V36	£1.95
Fisher VBS 7000	£4.50

## PINCH ROLLERS

Most Models	£4.95
-------------	-------

## IDLER ASSEMBLIES

Sharp (most models)	£3.50
Hitachi VT11, VT33, VT14, VT17	£5.50
Hitachi VT9300, VT9500, VT8000	£6.50
Ferguson/JVC Take up idler assembly (small) 3V00/3V22 etc. (mechanical models)	£6.50
Ferguson/JVC Take up idler assembly (large) 3V00/3V22 etc. (mechanical models)	£7.95
Sanyo VTC5150, VTC5000, VTC6500 Complete reel drive pulley unit	£8.90
Sony SLC5, SLC7 rewind kit	£5.95

## IDLER TYRES

A range of idler tyres is available in different sizes, all priced at £1.00 each. These tyres can be fitted on idler assemblies instead of replacing the whole idler assembly, making a considerable saving. Please state size of tyre in millimetres and make & model of video.

## T.V. SPARES

IC STR6020 Modification kit for Hitachi CPT1471/1473 (intermittent power supply faults)	£5.95
BU208, BU500	£1.25

PLEASE

MENTION

TELEVISION

WHEN

REPLYING

TO

ADVERTISEMENTS

## TURN YOUR SURPLUS

ICS transistors etc. into cash, immediate settlement. We also welcome the opportunity to quote for complete factory clearance.

Contact:

**COLES-HARDING & CO**  
103 South Brink, Wisbech, Cambs.  
Tel. 0945 584188

★ ESTABLISHED OVER 10 YEARS ★

## B.G. COMPONENTS

T.V. & VIDEO SPARES

We supply spares for most makes including Sony and Fidelity all at competitive prices.

We also stock a comprehensive range of rebuilt C.R.T.'s including Hitachi and Sony.

Open Monday-Saturday

**Hill Street, Oldham OL4 2AG**  
**061-624 1753**

GRUNDIG INFA-RED Remote control units VIF-K1 consist TPV355 Transmitter & VIF-E1 receiver brand new £4.99 P&P £2, box of ten VIF-E1 £10 P&P £3. GRUNDIG CAMERA lead VKS 1900 (7 meters with 8 pin plug & socket) £3 P&P £1. GRUNDIG REMOTE CONTROL 440 with 8 meters core cable £3.95 P&P £2. GRUNDIG Portable television lead (5 meters) with car lighter plug 7000 for sale OFFERS? sample £2. DEPT 5 STAN WILLETTTS 37 High Street, West Bromwich, West Midlands B70 6PB Tel 021 553 0186.

## VIDEO

## ELECTRONIC VIDEOS

Regular supply very clean working condition Panasonic/JVC/Hitachi, etc. Relationship required with a few reliable dealers able to take 5s to 20s, or thereabouts, on a regular basis. Models updated regularly and prices very reasonable. We are based in the North West.

**SOME SUPERB WORKING TVs  
ALSO AVAILABLE**

Same high standard  
SONY/PANASONIC/PHILIPS, etc.  
BOX NO 234

## BUSINESS OPPORTUNITIES

### WEST COUNTRY BUSINESSES FOR SALE

£39,500 - TV, Audio, Hi-Fi and domestic appliances coupled with good workshop trade in High St position, busy dormitory town for Bristol: favourable lease, a/cs avail. Estab 33 Yrs, for sale due to retirement - Radio/TV/Electrical/Retail-TV rentals and comprehensive repairs: good show-rooms, workshops, potential 3/4 bed. flat in market town close M5: £120,00 freehold, Trade Inven. Incl A Reg van and goodwill.

Full details of both the above businesses from:

**George Irlam & Dugdale**

9 Boulevard, Weston-Super-Mare Tel: 0934 413735

LARGE SHOP, consists of 4 furnished flats, prime position, highly recommended leasehold, £12,000. Liverpool. Tel 0925 573607.

## WANTED

### SURPLUS/REDUNDANT ELECTRONIC COMPONENTS WANTED

I/Cs - Tuners - Transistors - Valves - Diodes etc, any quantity considered - immediate payment.

ADM Electronic Supplies

Tel. 0827 873311.

WANTED. PHILIPS Pattern Generator PM5506/5508 in good working order. Phone 0254 484 561.

WANTED VIDEO TVs, portables. Cash paid, any quantity, fast collection. Television Direct, Manchester 061-788 8997.

WANTED ITT CMR 803 tuner if working or not. Tel. 0706 227645.

## AERIALS

## SATELLITE TV RECEPTION EQUIPMENT



LNB's, Receivers, Dishes, polar mounts and accessories	
Ku Band feedhorns from	£5.99
'F' Connectors only	0.20
'N' - 'F' Adaptors only	£1.40
10db line amps only	£12.00
Prices excl. VAT. SAE for leaflets.	

**DX  
ANTENNA**

### KESH ELECTRICS LTD.

Main St., Kesh, Co. Fermanagh, N.I.  
Tel: 03656 31449 Tlx: 74712

MULTI-OUTLET/MULTI-CHANNEL Installations. Large or small distribution systems. Equipment and/or consultancy by post or on site. Catalogue (full of trade know-how and trade equipment) £1 (refundable). WRIGHTS AERIALS, 43 Greaves Sike Lane, Micklebring, Rotherham. (0709) 813419.

# TVs GREAT BUYS

G11s from £20

REMOTES I/R AND SONIC from £35

TEXT MANY MAKES from £55

**200+** FULLY WORKING SETS AVAILABLE. ALL SEEN IN OUR COMFORTABLE TRADE ONLY SHOWROOM. EXCELLENT CABINETS, READY FOR SALE OR RENT, BASIC TO TEXT. NO JUNK.

**VHS** VIDEOS ALL ELECTRONIC, GOOD CLEAN MACHINES NOT KICKED ABOUT, BASIC TO FULL I/R WITH DOLBY. MAKES BY PANASONIC, HITACHI, JVC, MITSUBISHI, FISHER ETC. AND OTHERS AS THEY ARRIVE.

**2000** SYSTEM VIDEOS FROM ONLY £20 LOAD ON STOCK, GOOD CLEAN MACHINES AT BARGAIN PRICES, ALL HAND PICKED. 2020-2021-2022. PHILIPS, GRUNDIG 4x4 and 2x4 SUPER AS AVAILABLE.

**TVs** ALL OF THE FOLLOWING MAKES AND TYPES IN STOCK ON PREPARATION OF THIS ADVERT: **DECCA** 80-88 100. **FERGUSON** TX 9 + 10, 9000. **GEC** 2642-2242, 2642 TEXT. **GRUNDIG** 7200-7400-6012-6610-6245-2200. **SONY** 1810-2040-2022. **ITT** CVC 8-9-20-23-25-30-32. **TELEFUNKEN** 8256. **MITSUBISHI** CT200-2606. **TANDBERG**. **KORTING**. **PANASONIC**. GOOD CLEAN CABINETS ON MOST SETS. WE LOOK AFTER THEM FOR YOU.

## GENERAL FACTORS

UNION STREET, DONCASTER  
SOUTH YORKS

## 0302-

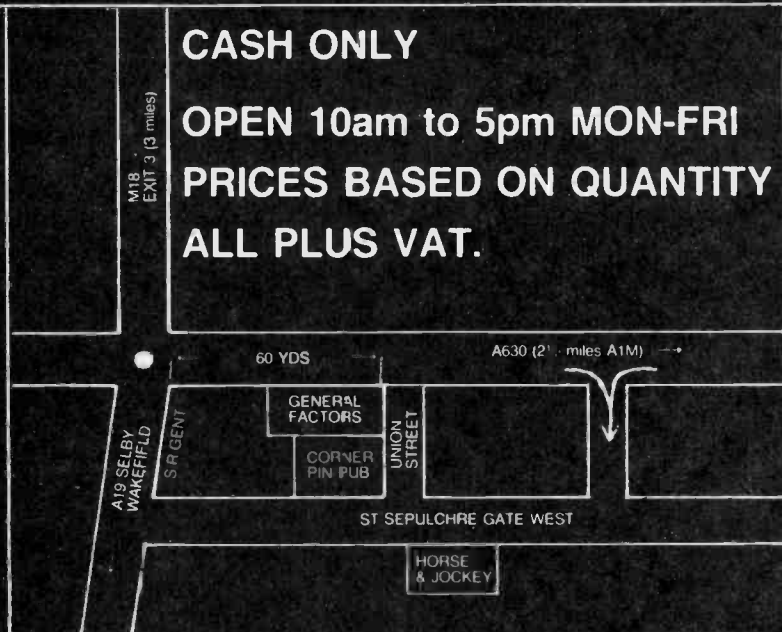
## 349583

**CASH ONLY**

**OPEN 10am to 5pm MON-FRI**

**PRICES BASED ON QUANTITY**

**ALL PLUS VAT.**



### BOOKS AND PUBLICATIONS

**MACDONALDS RADIO & TV SERVICING BOOKS, NEW**  
74-75, 75-76, 76-77, 77-78, 79-80, 80-81, 82-83, 83-84, 84-85, 85-86.  
78-79 and 81-82 OUT OF PRINT

Macdonalds Price	<b>85-86</b>	£24.55
OUR PRICE	<b>NOW</b>	£23.00
Two or more	<b>AVAILABLE</b>	£22.00 each
Full set of 10		£199.00

Prices include delivery  
**U-VIEW, 29 Warmsworth Road,**  
Doncaster, Yorkshire DN4 0RP.  
Tel. 0302-855017. Callers ring first

### Ku BAND SATELLITE TV THEORY, INSTALLATION AND REPAIR

This 358 page manual is an updated version of the best seller "The Home Satellite TV Installation and Trouble Shooting Manual", by Baylin and Gale USA. Covers uplinks, footprints, dish theory, site survey, installation and adjustment, descrambling, cable TV, even includes a computer program for finding your satellite £23.



Also available ex-stock:

Satellite and Cable Scrambling and Descrambling, 256 pages.....	£19
Home Satellite TV Installation Videotape, 40 minutes. VHS PAL.....	£27
Satellites Today. A concise guide by Frank Baylin, 163 pages.....	£8
Hidden Signals On Satellite TV. All those hidden subcarriers, telephone channels, teletype, teletext by T. Harrington, 234 pages.....	£20
Satellite off-air & SMATV new practical 264 page manual on American Cable TV Systems.....	£25

Price includes P&P, overseas customers add £3 extra per item for Air Mail.  
Pay by cheque, ACCESS MASTERCARD, or COD  
J. VINCENT TECHNICAL BOOKS,  
24 RIVER GARDENS, PURLEY, READING RG8 8BX.  
TEL: 0734 414468 (Answerphone)

### METERS

## AVON METERS

We buy and sell and repair TV coinmeter. Reasonable prices, one year guarantee.

48 Mead Road,  
Stoke Gifford, Bristol BS12 6PT  
0454 776413

**METERS.** Reconditioned 10p/50p available from stock. Contact THE METER CO. (Poole) LTD. (0202) 683498.

### GEM METERS

We buy and sell TV slot meters. Why not try our repair service?

Contact Mr Wolstenholme on:  
0942 826126

### SPECIAL OFFERS

**FREE MEMBERSHIP** to a new national electronics club. For details and a free pack of components worth over £10, send only £1 P&P to Dept Tel, Woodside, Dowsett Lane, Ramsden Heath, Billericay, Essex CM11 1JL.

### FOR SALE

### DEALERS

We have vast quantities of working Thorn 9000 CTVs with excellent tubes from £30. Also working VHS videos from £80

TEL: 01-729 3356



FOR A GREAT DEAL

FOR A GREAT DEAL

TOP QUALITY TV & VIDEO AT ROCKBOTTOM PRICES

LARGEST SELECTION OF  
8800, 9000, 9200, 9600,  
TX9, TX10, STEREO TEXT  
COLOUR PORTABLES

**T20** NW  
THIS MONTH'S  
OFFER  
20s PRICE  
**£15 EACH**

VHS VIDEOS  
GOOD WORKING ORDER  
3V22, 3V23, 3V29  
PORTABLE VIDEOS etc. etc.

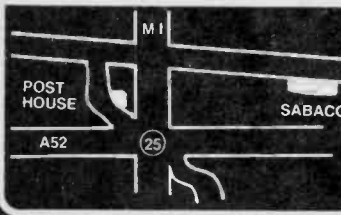
ALL SETS & VIDEOS OFF THE PILE

PYE KT30, G11, T20, T26  
JAPANESE & MANY MANY MORE  
\*\*\*\*\*  
\* EXPORT ENQUIRIES WELCOME \*  
\*\*\*\*\*

**9600** NW  
THIS MONTH'S  
OFFER  
26"-10s PRICE  
ONLY  
**£15 EACH**

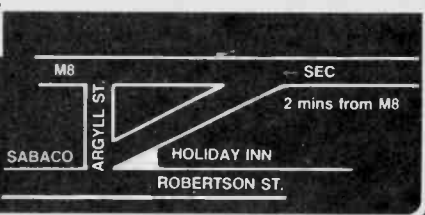
OPEN MON-SAT 9.00-5.30  
SUNDAY BY APPOINTMENT  
CASH ONLY - ALL GOODS  
SUBJECT TO VAT & AVAILABILITY  
Send SAE for full price list  
& Special Offers

PHONE NOW FOR UP TO THE MINUTE COMPUTERISED PRICE & DELIVERY DAYS  
MAKE YOUR DAY - RING NOW



ENGLAND (HEAD OFFICE)  
SABA HOUSE  
46a DERBY ROAD  
SANDIACRE  
NOTTINGHAM 0602 397555

SCOTLAND  
75 ROBERTSON STREET  
GLASGOW  
041-221-2146



**SERVICE and SELL WITH CONFIDENCE**

# SHARP & GRUNDIG

**PARTS ARE FAST FROM WILLOW VALE**

*The manufacturers who care about Service*

**30,000 + different stock parts**

**24 hour despatch**

**Over 95% 'first pick' supply ratio from stock**

Willow Vale's comprehensive parts listings for Sharp and Grundig products make ordering and identification easy.

Contact the Sole UK Parts Distributors and find out what SERVICE is really about.

## Willow Vale Electronics Ltd

11, Arkwright Road, Reading, Berks. RG2 0LU.

Telephones: 0734-876444 (24 hours) 8 lines  
Telex: 848953 Willow G  
Faxline: 0734-867188

also at:  
Enterprise Park, Reliance Street,  
Newton Heath, Manchester 10  
Telephones: 061-682-1415  
Faxline: 061-682-9031

Please send me your comprehensive Sharp, Grundig spares catalogues together with wallcharts of the other spares you stock: (TRADE ONLY) I enclose 50p stamp for postage.

Dealer/Engineer: \_\_\_\_\_  
Address: \_\_\_\_\_

**2**

Postcode: \_\_\_\_\_

SATELLITE SYSTEM Complete, 1.6M dish, polar mount, base STS LNB, receiver and cables. Wythall 823911, Nr. Birmingham.

TELEVISION 69/86 210 copies. Offers: 35 Knox Road, London E7. 01-555 3796.

TVs 9000 REMOTE in guaranteed working order. £40 each. Telephone 01-622 3137 01-720 0228.

MUST SELL! Philips-scope, freq, generators counters, PSUs, etc, absolute bargain, £900. Tel: 051-256 7487.

# DEVONICS

**2 YEAR GUARANTEE**

Inline Tubes	
Up to 20"	£43
22"	£45
26"	£46
Sony	+ £15
Bonded Coil	+ £5
30 AX (540X)	+ £5
Delta tubes	from £28
Mono Portables	from £15

## FREE SIXTH TUBE

For every five rebuilt colour tubes bought at list price we will supply a further tube valued up to £46 free except for the cost of delivery and exchange glass if necessary. No time limit. Or ask for contract rates. All plus carriage and VAT

2A BARTON HILL ROAD, TORQUAY TQ2 8JH.  
or ring John Hodges on 0803 33035.

## PHILIPS COLOUR TVs AT NEAR TRADE PRICES

A large purchase of surplus warehouse returns enables us to offer the public some magnificent bargains. Choose from a wide range of features including 14" to 26" screens, remote control, teletext, text printer, flatter squarer screens, etc. Stands and video bars supplied with appropriate models. Every set tested before sale with 3 month guarantee.

### VISION PROMOTIONS

Branches at 3A Commerce Estate,  
Kingston Road, Leatherhead  
Hours 9am to 5pm.

Phone 370066 for stock availability  
321 Old London Road, Hastings  
Hours noon to 8pm, Sats 9am to 5pm, closed Mondays  
Phone 444415

## ACTIVE DEFLECTORS

We produce a 4-channel power amplifier (10dB power gain) as an 'Add-on' to existing 1 volt amplifiers. Rec retail £150.

**Distributors Wanted**  
Skywave Engineering Limited,  
Waternish, Isle of Skye.  
Tel (0478) 2843.

# NOTICE TO READERS

Whilst prices of goods shown in classified advertisements are correct at the time of closing for press, readers are advised to check with the advertiser both prices and availability of goods before ordering from non-current issues of the magazine.

## SERVICE SHEETS

### TECHNICAL INFO SERVICES (T) - 76 Church St., Larkhall, Lanarkshire ML9 1HE.

World's Sole Publishers of Comprehensive TV/Video Repair Manuals & Largest Known Stockists of Service Manuals and Service Sheets for all kinds of equipment both British and Foreign from 1935 to latest issues.

MAIN STOCKIST OF ALL HEINEMANN-NEWNES TECHNICAL BOOKS  
DELIVERY BY RETURN FULL LIST ON REQUEST

Big Catalogues of thousands of Service Sheets & Manuals + Chassis Guide + £4 Vouchers - saves time and expense £3.

Any published single service sheet for £2.50 + Isae except ctv/mus-c/combis from £3.50 + Isae. A selection from our stocks of thousands of Service Manuals ready for despatch by return post. Any Sony: Hitachi ctv from £9.50. Thorn 3000/3500 £9.50. Thorn 8000/8004/8500/8600 £9.50. Philips GB complete £9.50. Decca 30/31 £8.50. Ferguson/JVC 1st video £19.50 or 3V00 types basic manual £19.50. Any Finlandia: Tyne CTV £9.50 each. Rank A823 complete £9.50.

COMPREHENSIVE PRACTICAL TV REPAIR MANUAL £9.50 PRACTICAL RADIO SERVICING & REPAIR COURSE £9.50  
THE 12 TUNBRIDGE TV REPAIR MANUALS ONLY £99 THE 5 McCOURT TV REPAIR MANUALS ONLY £55  
ANY SET OF 5 INDIVIDUAL TV VIDEO REPAIR MANUALS FOR £12.50 OR ALL 3 SETS (15 MANUALS) FOR £36.

### UNIQUE COLLECTIONS OF CIRCUITS, LAYOUTS, ETC. . . . FANTASTIC VALUE

British ctv from hybrids to modern (3 binders) £60 (2off) Videos, all types (3 binders) £58 . . . any 1 for £22  
Mono TV (2) £40 Foreign ctv (2) £38 Domestic Eqpt (2) £38 Portable British ctv (1) £22 plus VAT.

### COMPLETE REPAIR SYSTEMS . . . huge savings from published prices

British ctv 4 binders of Circuits plus 7 Repair Manuals plus ref books, etc. for only £140  
Foreign ctv 2 binders of Circuits plus 4 Repair Manuals, etc. for only £70  
Videos 3 binders plus 15 individual Repair Manuals cover all the commonest models for only £90  
Complete Integrated T.V. Repair System only £250 or in 12 sections at £25 per section.  
Contents: 8 binders of circuits/17 Repair Manuals/dozens of other manuals . . . Any new publications from us within 1 year of ordering 1st section will be added at no extra charge. No VAT on Systems

NEW 1987 British CTV Repair Manuals for £8.95 NEW. NEW Repair Manuals for Spectrum with circuits only £5.00 NEW. NEW Collection of 20 Hoover's W/Mc circuits £8.95 NEW. NEW Domestic Equipment Repairs & Servicing £14.95 NEW.

Repair data/Circuits/Service data almost any individual mono tv £12.50 basic ctv £12.95 video £10.50

LSAE BRINGS ANY REQUESTED QUOTATION - FULLER DETAILS - FREE MAGAZINE - PRICE LISTS ETC.  
PHONE 0698 884585 Mon-Fri before 5pm or 0698 883334 any other time - FOR FAST QUOTES

## TELEVISION SERVICE SHEET SPECIALISTS

Thousands of British, European and Japanese models in stock.

Colour £3.00 Mono £2.00

Manual prices on request.

All our prices include post and packing costs.

Send stamped envelope for free catalogue and any enquiries.

SANDHURST TV SERVICES (MAIL ORDER)

57 High Street, Sandhurst, Camberley, Surrey GU17 8HB.



# EURO-SAT

SUPPLIERS TO H.M. FORCES AND M.O.D.

MANUFACTURERS OF FIBREGLASS DISH ANTENNAS

ANNOUNCING: TWO NEW DISH ANTENNAS TO OUR RANGE

1-2M OFFSET INC. POLAR MOUNT	1-0M DIA £58 1-2M DIA £78 1-6M DIA £88 1-8M (PETAL) £157 2-0M DIA £180 2-3M (PETAL) £248 3-0M DIA £737 1-2M OFF SET £78 POLAR MOUNT £102 FEED SUPPORT ASSEMBLY £21	1-6M PRIME FOCUS INC. POLAR MOUNT
---------------------------------	---	--------------------------------------



£178

£188

EURO-SAT, 107 CROSS ST., SALE, CHESHIRE, ENGLAND  
TEL: 061-437 2631 = 061-881 4249

## SITS VACANT

TV/VIDEO ENG. Currently working independently and part-time wishes to contact eng in similar position with view to combine efforts/resources. Tel Steve 0954 80285. Cambs. area.

## SPECIAL OFFERS

LINE OUTPUT TRANSFORMERS  
Rank-Bush-Murphy T705 A . . . . . £8.50  
TDA 2600 (min. Order 5) . . . . . £4.95

The Above prices include P&P

Post off your cheque NOW!!

**DÖNBERG ELECTRONICS**  
Schoolmasters House, Ranafast,  
Co. Donegal, Eire.

## SERVICE DATA-UK VCR & CTV

Circuits + layouts or complete manuals  
Comprehensive lists inc. £1.00 Voucher  
redeemable on first purchase. Send 50p  
Cheque or P.O. (No SAE required)

DATA-GO, 112 Ameyford Road,  
Ferndown, Dorset BH22 9QE

## MISCELLANEOUS

SOLE SUPPLIERS TV/VIDEO Repair manuals/circuits, 1000s s/manuals supplied by return. S/sheets £2.50 except CTV/m.centres/stereos £3.50. LSAE with every order/query please brings free price list/magazine inc s/sheet - or phone 0698 884585 (883334 outside business hours) TIST, 76 Church Street, Larkhall, Lanarkshire.

## PICTURE TUBE REPAIR EQUIPMENT BMR 90

Versatile and reliable. Although many things have become cheaper, picture tubes are still expensive. So utilize tubes fully by using our new generation machine.

- Regenerates picture tubes even better
- Also IN-LINE
- Removes short-circuits, even between cathode and filament
- Measures beam current, emission current, life expectancy, etc.

can pay for itself in 4 weeks, if you are not using BMR 90 you are making less profit than you could.

Sole Agents BLENDOWN LIMITED, 34 Glan-y-Mor Road,  
Penrhyn Bay, Llandudno, Gwynedd, Wales. Tel. (0492) 49246



# NEW CONTRACT 1000 VCR'S PER WEEK PART EXCHANGES (NOT RENTAL) ALL MAKES AND PRICES



## Kent Ledgerwood Wholesale Ltd

**BRADFORD**  
TRITEL TV  
1043 Leeds  
Road  
Thornbury  
Roundabout  
BRADFORD  
Tel: 0274 665670

**LEEDS**  
TRITEL  
DISCOUNT  
STORES  
Long Row  
Horsforth  
LEEDS  
Tel: 0532 590252

**SCOTLAND**  
TRITEL TV  
Unit 4  
Peacock Cross  
Industrial  
Estate  
Burnbank Rd  
HAMILTON  
Tel: 0698 282141

**LONDON**  
UNIT E1,  
Waterloo Road,  
Staples Corner,  
London NW2.  
Tel: 01 208 2063

## SPANISH CUSTOMERS

- 1000 RECONDITIONED VIDEOS NOW IN STOCK
- CONNEXION SATELLITE COMPLETE SYSTEMS IN STOCK
- COLOUR TELEVISIONS ARRIVING SOON

## AGENTS REQUIRED IN ALL REGIONS

Contact Antonio Grande at:  
**KENT LEDGERWOOD  
MAYORISTAS S.A.**

KELESA, CAP BLANC 38, LOCAL 9,  
CARRETERA,

ALICANTE/VALENCIA 332.

TEL: FROM SPAIN 965 843654

TEL: FROM ENGLAND

010 3465 843654

TELEX: ENGLAND 517739

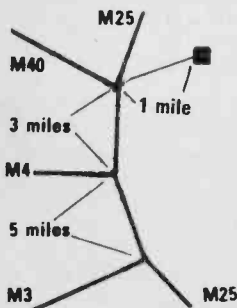
KLWLTDG



## DISPLAY ELECTRONICS LTD.

- ★ Do you use cathode ray tubes?
- ★ Can't find a replacement or shocked by the cost?
- ★ It may well be that a rebuilt tube will solve your problem.

Come to one of the most experienced firms in the business. We have been rebuilding cathode ray tubes for industry, broadcasting authorities, major airlines, M.O.D. universities, and, of course, the TV trade in general since the '60's.



### WE ARE LOCATED IN UXBRIDGE

At probably the most accessible part of S.E. England. The nearest junction of the M25 is only about 1 mile away and we are less than 10 minutes from the interchanges on the M25/M3, M25/M4, M25/M40.

Why not telephone Terry Smith on Uxbridge (0895) 55800, to discuss your requirements?

## DISPLAY ELECTRONICS LTD.

UNIT 4, SWAN WHARF,  
WATERLOO ROAD,  
UXBRIDGE, MIDDLESEX.

## N.G.T. COLOUR TUBES

First Independent Rebuilder with  
B.S.I. CERTIFICATION

DELTA - IN-LINE - PIL - BONDED YOKE  
including  
AXT Series, DZB series 20AX - 30AX  
A56 610/67 610 series, A51 570/580/590X  
A51 161X, Sony types etc.

- ★ Rebanded with new adhesives
- ★ Excellent high voltage clean-up
- ★ Accurate alignment of Gun and Yoke for optimum convergence

### N.G.T. ELECTRONICS LTD.,

120 SELHURST ROAD, LONDON SE25  
Phone: 01-771 3535.

25 years experience in television tube rebuilding.

## APOLLO LANCASHIRE

### NATIONWIDE MAIL ORDER

#### LOCAL DELIVERY - 2 YR GUARANTEE

A47 342/343X - 470 BCB22/CTB22/BGB22/	£39
470-ESB22/EFB22/ERB22/FTB22	£53
A51-220X/192X	£39
A51-161X/162/163/168	£53
510-JKB22/JEB22/JDB22/JGB22/ALB22/GLB22	£53
510-VLB22(E55) DTB22/001/RFB22/RCB22/SFB22	£53
A51 590 New	£55
A51-570X/580/001/210/241	£53
A56-120X/123/140/410	£39
560-DZB22(E56)/HB22/AKB22/TB22/AWB22	£55
560-ETB22/DTB22/CSB22/DMB22/DNB22	£53
A56-611X/615X	£53
A66-120X/A67-120X/140/150/200/410	£39
20AX - A56-500X/510X - A66-500X/510X	£53
30AX - A56-540X - A66-540X	£56

### PHONE FOR QUOTE

#### SONY TYPES £69

470DLB22/FWB/KHB/KTB  
KLB-520SB22/NB/RB/XB  
A49JHT00X-570DB22/EB/HB  
GB/JB-A53JBW01X/JC600X  
JB00X-680CB22/DB/EB

#### 14" PORTABLES £59

3708UB-AXT3001-  
37-550/2/3/4-A37-570  
580/590

PLEASE PHONE BEFORE CALLING  
LOCAL DELIVERY FROM ACCRINGTON, LANCs.

Phone enquiries and letters to:  
**Apollo, The Potters Wheel,**  
Mullion Cove, Mullion, Nr. Helston, TR12 7ET.  
0326 240781



## INDEX TO ADVERTISERS

ADM Electronic Supplies	506
Aerial Techniques	455
Alberice Meters Ltd.	501
Alcon Instruments Ltd.	496
Alston - Barry Satellite Services	494
A1 Electronics Ltd.	490
Apollo	510
AS/JAA International Ltd.	501
Audio Visual Services	502
Avon Meters	507
A-Z Electrics	506
Besco Ltd. T/A N.W. Electronics	504
B.G. Components	506
B.K. Electronics	448
Bob's Television Warehouse	505
Botten Ltd.	496
Bull, J & N Electrical	451
Carter, John (Electrical) Ltd.	492
Cellul	449
Central TV & Video Wholesalers Ltd.	450
Centrevision	511
Chromavac Ltd.	449
Coles Harding & Co.	506
Crewe Wholesale TV	499
Cricklewood Electronics Ltd.	498
Crofton Electronics	449, 498
Cullum TV & Video	502
Data-Go	509
Devonics	508
Display Electronics Ltd.	510
Donberg Electronics	509
East Cornwall Components	452
East Croydon Discount Electronics	497
Economic Devices	476, 477
Electric City	496
Electrovisia Ltd.	499
Euro-Sat	509
Ford, Frank	500
George Irlam & Dugdale	506
Gem Meters	507
General Factors	507
G.G.L. Components	446
Grandata Ltd.	491
Halton TV Trade Disposal	503
Hilliers	506
Hockley Discount Televisions	495
Hussain Central T.V. Ltd.	493
ICS	447
I.T.V.C.	503
Junction 11 T.V. Trade Disposals Ltd.	501
Kent Ledgerwood Wholesale Ltd.	510
Kesh Electrics Ltd.	506
London Electronics College	457
LRC (Spares) Ltd.	494
Manor Supplies	Cover II
Montana Mail Order	498
Muter	509
N.F.P.C.	506
N.G.T. Electronics Ltd.	510
Papworth Transformers	511
Powell, T.	447
Pro-Vision	489
P.V. Tubes	442, 443, 444, 445
Quicksave T.V. Spares	458
Riscomp Ltd.	457
Roche, J.H. & Co.	503
Sabaco	508
Sandhurst TV Services	509
Sernple Service	497
Sendz Components	492, 512, Cover III, Cover IV
Southside TV	457
Sparkworld Ltd.	495
Starlite Electronics	503
Stewart of Reading	500
Super Bargain TV	495
Tanner, F.	503
Taylor Bros. (Oldham) Ltd.	489
Technical Information Service	509
Tele-Part	447, 489, 511
Teletraders	501
Televideo Services	497
Television	503
Tidman Mailorder Ltd.	455
T.I.E. Ltd.	503
Tree's W., T.V.'s	499
Trent Tubes	503
T.V. Sales & Service	502
T.V. Trade Sales	511
Universal Electronic Distributors	489
Universal Semiconductor Devices Ltd.	500
U-View Tubes	507
Vincent, J. Technical Books	507
Vision Promotions	509
WD-TV	488
Wellview	475
Willow Vale Electronics Ltd.	508
Wittgrove Ltd.	503
Wizard Distributors	502
Zentek Electronics	497

## TV LINE OUTPUT TRANSFORMERS

PRICES INCLUDE VAT & CARRIAGE

Barclaycard and Access welcome

24 hour answering service

REWIND SERVICE

### WINDINGS

RANK	BUSH	MURPHY
T20a T22, T26 Pri & Sec		6.00
Z718 primary state 18" or 22"		6.00
Z718 EHT overwind		8.00

<b>SOVEREIGN FARA</b>	£15.00
14" colour overwind	

<b>ULTRA THORN</b>	
1690-1691 EHT overwind	7.00
Waltham 190 EHT overwind	6.00
1590 EHT overwind	6.00

CALLERS WELCOME  
Open Mon.-Fri. 9 to 5.30 pm

DECCA	
CS1730 1733 colour	10.00
CS1830 1835 colour	10.00
'30' series Bradford colour	10.00
80 series colour	9.00
100 series colour	9.00

PHILIPS	
G8 & G9 series colour	9.00
PYE 368,169,569,769 mono	10.00
725-741	9.00
REDIFFUSION Doric Mk.3	10.00

KB - ITT	
VC200 VC205 VC207 mono	9.00
CVC5 CVC7 CVC8 CVC9 col.	10.00
CVC20 series colour	9.00
CVC30 CVC32 series colour	9.00
CVC45	9.00
FT100 FT110 state p/no.	10.00

**PAPWORTH TRANSFORMERS**  
80 Merton High Street,  
London SW19 1BE  
01-540 3955

All lopts and windings are new and guaranteed

Delivery by return of post.

## IRELAND'S OWN TV TRADE SALES at E.D.I.

LARGE QUANTITY OF BRAND NAMES. 9 AND 12 CHANNEL UHF/VHF WORKING COLOUR SETS.

**VIDEO RECORDERS:** Ferguson 3V39, 3V29, 9803E, Nordmende V102K, Sharp VC482. Front and top loaders UHF/VHF. All fully serviced.

**HI-FI STACK SYSTEMS:** As new. Sanyo, Sharp and Ferguson 15-20 Watts per channel. "KEEN TO SELL AT KEEN PRICES". TVs from £50. VIDEOS from £140

T.V. TRADE SALES  
E.D.I. House, Ballyfermot, Dublin 10  
Tel. 263517-264139

T.V.T.S.  
Clover Place, College St., Killarney  
Tel. 064 33655

EMCO - EUROSONIC - GRUNDIG - TELETON + ALL BRITISH MAKES ETC. ETC. ● ALL SPARES READILY AVAILABLE ●

### IMMEDIATE CREDIT AVAILABLE — TRADE ONLY

If you are a trader simply phone for the part you require and we will send it - no quibble - no hold up for status check. Satisfy us over the phone that you are a trader and we will supply almost any TV component by return "off the shelf", e.g. LOPTZ - EHT trays - droppers - OSC coils - switches - cans - smoothers - I.C.'s, etc. etc.

**YOU CAN BE 95% SURE WE CAN SUPPLY ANY TV COMPONENT BY RETURN IF YOU NEED SPARES FAST — RING NOW!**

ACCESS AND BARCLAYCARD ACCEPTED.

Applies to U.K. only.

**TELEPART (WTON)**

32 TEMPLE STREET,  
WOLVERHAMPTON (0902) 29022

## CentreVision

TEL: 0222-44754

SLOPER ROAD, LECKWITH, CARDIFF

EXIT 33 OFF M4

### 3V22 VHS VCR - WORKING

ONE OFF £85 10 OFF £75

20 OFF £68 30+ £65

MANY ELECTRONIC VIDEOS IN STOCK

MANY TOP QUALITY REMOTE CONTROL WORKING TVs

PHONE FOR LATEST PRICES

PRICES SUBJECT TO VAT

OPENING HOURS:

MONDAY - FRIDAY 9.00 - 5.30; SATURDAY 9.00 - 1.00





