

Australia \$1.25 New Zealand \$1.30 Malaysia \$4.50

PRACTICAL

# ELECTRONICS

JUNE 1981

~~65p~~

DIGITAL  
PRECISION

## pH METER



**CASE  
COUPON  
inside!**

**FREE!**

**PULL-OUT MICRODIGITAL CATALOGUE**

UK ISSUES ONLY



**30% MORE PRINT AREA**

# GIANT SUPERPRINTS PLUS FREE FILM

**For every one you send for processing  
by the Practical Electronics Colour  
Print Service.**



Fast, efficient, high quality film processing is now as close to you as your nearest post box. Hundreds of thousands of magazine readers are delighted with this reliable Colour Print Film Service—and the replacement film that comes free every time they use it! So why don't you give it a try?

Here's what you do. Send any make of colour print film inside the envelope enclosed in this issue. Or fill in the coupon below and send it with your colour film in a strong envelope to:

**Practical Electronics Colour Print Service, Freepost, Teddington, Middlesex TW11 8BR. No stamp is required.**

### SEND NO MONEY

We are so confident in the reliability of the service and the quality of our prints, (each one is date stamped with the month and year of developing) that you don't pay until you have received them!

### LUXURY COLOUR PRINTS

You will be amazed at the beautiful colours and hi-definition

In the event of any query, please write to: Customer Relations Dept., Colour Print Express Ltd., 19-21 Lower Square, Isleworth, Middlesex, or phone 01-568 6565.

sheen finish of the prints we supply... with elegant rounded corners and borderless to give you maximum picture area. And now with the new Giant Superprints you get 30% more picture area than the standard enprints at no extra cost.

### UNBEATABLE VALUE

The new Giant Superprints cost you only 17p each and a further charge of £1 is made towards postage and packing. That's all you pay and, when we send your prints, a replacement film, of the size you use, is included absolutely free. That's a saving of up to £2.19.

The offer is limited to the U.K. For Eire, C.I. and B.F.P.O., a handling surcharge will be made.

*Offer exc. Minolta & Sub-miniature film. Roll film 20p surcharge. 400 ASA 20p surcharge. Superprints can only be produced from Kodacolor II, C41 and Agfa CNS cassette and cartridge film not half frame. Prices correct at time of going to press.*

### FREE ALBUM SHEETS

One album voucher is sent with each film we process. Collect 3 vouchers and we send you a set of FREE album sheets to fit into our specially designed album to show off both superprints and standard prints.

### MORE BENEFITS TO YOU

You benefit in two additional ways. Firstly, you enjoy a personal service with every care taken over each individual order. And secondly, you pay only for what you get—with no credit vouchers as with many other companies. An invoice comes with your prints, so it is a straight business transaction.

Your prints will normally be despatched within five working days of receipt, but please allow for postal times and possible delays.

**Use this label if you have no envelope, or pass it to a friend. It is used to send your prints and FREE film.**

From: Practical Electronics Colour Print Service, Freepost, Teddington, Middlesex, TW11 8BR. Please print my film Superprint/Standard Enprint size (delete size which is not required).  
Mr Ms \_\_\_\_\_  
Address \_\_\_\_\_  
Postcode \_\_\_\_\_

# PRACTICAL ELECTRONICS

VOLUME 17

No. 6

JUNE 1981

## CONSTRUCTIONAL PROJECTS

<b>PE MINITUNE</b> by <i>Martin Kent</i> .. .. .	34
For r.p.m., dwell, voltage and resistance testing	
<b>pH METER</b> by <i>Martin Kent</i> .. .. .	40
Provides an accurate measurement of pH values in the range 0-14pH	
<b>SEMICONDUCTOR CURVE TRACER</b> by <i>D. Mandelzweig</i> .. .. .	50
Transistor and diode characteristics displayed on your scope	
<b>CONTINUITY TESTER</b> by <i>Martin Kent</i> .. .. .	64
Provides resistance measurements in the range 0.1Ω-20M	
<b>INTERFACING COMPUKIT Part 6</b> by <i>D. E. Graham</i> .. .. .	68
Manipulating the VIA	

## GENERAL FEATURES

<b>WIRE WRAPPING</b> by <i>John Lewis</i> .. .. .	24
An introduction to a simple and effective form of wiring	
<b>WEMON REVIEWED</b> by <i>Dr A. A. Berk</i> .. .. .	26
Another UK101/Superboard monitor looked at	
<b>SEMICONDUCTOR UPDATE</b> by <i>R. W. Coles</i> .. .. .	31
CY500 LM330	
<b>STRICTLY INSTRUMENTAL</b> by <i>K. Lenton-Smith</i> .. .. .	38
The history of a pioneer in the organ world	
<b>OSCILLOSCOPES . . . HOW THEY WORK Part 3</b> by <i>Ian Hickman</i> .. .. .	45
Circuitry	
<b>POSITIVE IMPEDANCE CONVERTORS</b> by <i>A. B. Bradshaw</i> .. .. .	58
The use of gyrators in the design of filters	
<b>MICROBUS</b> By <i>D. J. D.</i> .. .. .	76
Acorn Atom games, dynamic ZX80 graphics	

## NEWS AND COMMENT

<b>EDITORIAL</b> .. .. .	17
<b>NEWS &amp; MARKET PLACE</b> .. .. .	18
Including Countdown and Points Arising	
<b>INDUSTRY NOTEBOOK</b> by <i>Nexus</i> .. .. .	23
Triumphing over the recession	
<b>EXTRA CASE COUPON</b> .. .. .	28
To save you money on another case	
<b>SPACEWATCH</b> by <i>Frank W. Hyde</i> .. .. .	32
Keeping you up to date with extra-terrestrial activity . . .	
<b>SPECIAL OFFER—CAR AUDIO BOOSTER</b> .. .. .	39
Yet another unrepeatable bargain	
<b>READOUT</b> .. .. .	44, 79
Criticism of the controversial	
<b>SPECIAL OFFER—DIGITAL PANEL METER</b> .. .. .	57
Use it with our free case	
<b>PATENTS REVIEW</b> .. .. .	78
A 7in. cube that delivers 500 watts of audio power!	

OUR JULY ISSUE WILL BE ON SALE FRIDAY, 12 JUNE 1981  
(for details of contents see page 33)

© IPC Magazines Limited 1981. Copyright in all drawings, photographs and articles published in PRACTICAL ELECTRONICS is fully protected, and reproduction or imitations in whole or part are expressly forbidden. All reasonable precautions are taken by PRACTICAL ELECTRONICS to ensure that the advice and data given to readers are reliable. We cannot, however, guarantee it, and we cannot accept legal responsibility for it. Prices quoted are those current as we go to press.





(Continued from opposite side)

<b>DIODES</b>	<b>BRIDGE RECTIFIERS</b>	<b>SPEAKERS</b>	<b>OPTO ELECTRONICS</b>
AA119 15	1A/50V 20	8Ω 0.3W 80	LEDS Plus. Clip 13
BA100 15	1A/100V 22	400Ω 2.5" 80	TIL209 Red 125° 18
BY100 24	1A/400V 29	640Ω 2.5" 80	TIL211 Green 125° 18
BY126 12	1A/600V 34	800Ω 2.5" 80	TIL212 Yellow 18
CRO333 250	2A/50V 35	8x5" 80 6W	TIL220 2" Red 15
OA9 40	2A/200V 40	HF Cone 425	0.2" Yel, Grn, Amber 18
OA47 12	2A/400V 46	Piezo Tweeters	Red, Green and Yellow
OA70 12	2A/600V 85	Xovers etc.	Rectangular LEDS 29
OA79 15	6A/100V 83	available.	Triangular LEDS R&G 18
OA85 15	6A/600V 125		0.2" Flashing LED Red 48
OA90 8	10A/200V 215		0.2" Green LED 46
OA91 8	10A/600V 350		0.2" Red High Bright 49
OA95 8	25A/200V 244		2N5777 45; OCP71 120
OA200 8	25A/600V 395		ORP 12 86
OA202 8	BY164 56		LD271 Infra Red (emit) 41
IN914 4	VM18 50		TIL32 Infra Red (emit) 58
IN4001/2 5			SFH205 (detector) 91
IN4003 6			TIL78 (detector) 60
IN4004/5 6			<b>7 Segment Displays</b>
IN4006/7 7	<b>ZENERS</b>		TIL321 5" C.An 115
IN4118 4	Range 2V7 to 39V 400mW		TIL322 5" C.Th 115
IN4501 15	8p each		DL704 3" C.Ch 99
IN4504 16	Range 3V3 to 33V 1.3W		DL707 3" C.Anod 99
IN4506 17	15p each		DL747 6" C.Cathod. 180
IN4508 19			8" Orange C.A. 250
1S44 9	<b>VARICAPS</b>		FND357 or 500 120
1S921 9	MVAM2 165		3" Green C.A. 140
6A/100V 40	MVAM115158		1+3" Red or Green 150
6A/400V 50	BA102 30		Bargraph 10 seg. Red 225
6A/800V 65	BB105B 40		<b>Liquid Crystal Display</b>
	BB106 40		31 digit 675p; 4 digit 750p
			6 Digit LCD 850p
<b>SCR's Thyristors</b>	<b>Noise Diode</b>	<b>VERO BOARDS</b>	<b>SWITCHES</b>
0.8A-100V 32	25J 180	1" V'O Board 150p	SLIDE 250V
1A/200V 58		Clad Plain 330p	1A DPDT 14
1A/400V 70		Strip 144p	1A DPDT C/OFF 15
5A/300V 38		2 1/2 x 3 1/2" 73p	DPDT 44
5A/400V 40		2 1/2 x 5" 83p	4 pole 2-way 24
5A/600V 48		3 1/2 x 3 1/2" 73p	<b>PUSH BUTTON</b>
8A/300V 60		3 1/2 x 5" 95p	Spring loaded
8A/600V 95		4 x 1 1/2" 426p	Latching or
12A/100V 78		Pkt. of 100 pins 50p	Momentary 6A
12A/400V 95		Spot Face Cutter 118p	SPDT c/over 99
12A/800V 188		Pin Insertion Tool 162p	DPDT c/over 145
BT106 150			<b>MINIATURE</b>
CT106D 38			Non Locking
TIC44 24			Push to make 15p
TIC45 29			Push break 25p
TIC47 35			<b>ROCKER: 5A 250V SPST 28p</b>
2N5062 32			<b>ROCKER: (White) 10A 250V SPST 38p</b>
2N5064 36			<b>ROCKER: With neon lights red when on 10A 250V DPST 85p</b>
2N4444 130			<b>ROCKER: (White) 10A/250V DPDT 72p</b>
	<b>DIAC</b>		<b>ROTARY: "Make-A-Switch" Make your own multiway Switch as required. Shafting assembly has adjustable stop. Accommodates up to 6 Wafers. Break before make Wafers. Silver contacts. 1 pole/12 way; 2 pole/6 way; 3 pole/4 way; 4 pole/3 way; 6 pole/2 way. Mains DPST Switch to fit Screen &amp; Spacers 90p</b>
	ST2 25		<b>ROTARY: (Adjustable Stop Type) 1 pole/2 to 12 way; 2 pole/2 to 6 way; 3 pole/2 to 4 way; 4 pole/2 to 3 way 45p</b>
			<b>ROTARY: Mains 250V AC, 4 Amp 56p</b>

<b>VOLTAGE REGULATORS</b>	<b>CRYSTALS</b>	<b>COMPUTER CORNER</b>
1A T03 +ve -ve 300	100KHz 300	● <b>SUPERBOARD II: (Series II New Version) Ready-built and tested: 50Hz. Only £149</b>
5V 7805 145p 7905 220p	455KHz 370	● <b>PSU 5V/3A for above incl. UHF Mod. £20</b>
12V 7812 145p 7912 220p	1MHz 295	610 Expansion Board (8K) £150
15V 7815 145p 7915 220p	1.008M 295	● <b>Plastic Case for Superboard, fits UK101, NASCOM etc. £25</b>
18V 7818 150p —	1.8432M 300	● <b>Space Invaders for Superboard (4K) £5</b>
	4.194304M 305	● <b>PRINTER 800. Ideal for PET, Apple, TRS80, Superboard etc. Only £299</b>
1A T0220 Plastic Casing 65p	2.4576M 305	● <b>SEIKOSHA GP80A Unihammer dot-matrix Printer. Gives normal and double width characters as well as Dot Resolution Graphics. £199</b>
5V 7805 60p 7912 65p	3.2768M 290	● <b>EPSON TX80 80 column dot matrix printer available in tractor feed or friction feed. £249</b>
12V 7812 60p 7912 65p	3.57954M 150	● <b>VIDEO GENIE based on TRS80 16K RAM NEW VERSION. Only £289</b>
15V 7815 60p 7915 65p	4.0MHz 290	● <b>SOFTY. Intelligent EPROM Programmer Kit Ready-Built &amp; Tested £99</b>
18V 7818 60p 7918 65p	4.032M 270	PSU for above (Built) £20
24V 7824 60p —	4.433619M 150	● <b>TEK UV EPROM Eraser. Erases up to 32 ICs in 15-30 min. £33</b>
100mA T092 Plastic Casing 65p	5.0MHz 290	● <b>UHF MODULATOR 6MHz 280p</b>
5V 7805 30p 79L05 65p	5.185M 300	<b>UHF MODULATOR 8MHz 450p</b>
6V 78L62 30p —	5.24288M 390	● <b>KEYPADS 4x4 matrix 350p</b>
8V 78L82 30p —	6.0MHz 290	● <b>Model 756 ASCII Keyboard £40</b>
12V 78L12 30p 79L12 65p	6.144M 295	● <b>10x C12 Cassettes in stockable racks £5.50</b>
15V 78L15 30p 79L15 65p	6.5536M 290	<i>p+p extra on all the above items</i>
CA3085 95	7.168M 290	<b>We stock a wide selection of Computer Books.</b>
LM300H 170	7.68MHz 300	
LM304H 160	8.0MHz 290	
LM305H 140	8.867237MHz 270	
78H05 5V/5A 595p	10.0MHz 290	
78H4+5 to +24V 5A 850p	10.7MHz 290	
79H6 -2.25V to -24V 5A 850p	12.0MHz 270	
	14.31818M 320	
	16.0MHz 290	
	18.0MHz 290	
	18.432M 290	
	26.69M 290	
	27.648M 330	
	38.66667MHz 290	
	48.0MHz 270	
	100.0MHz 375	

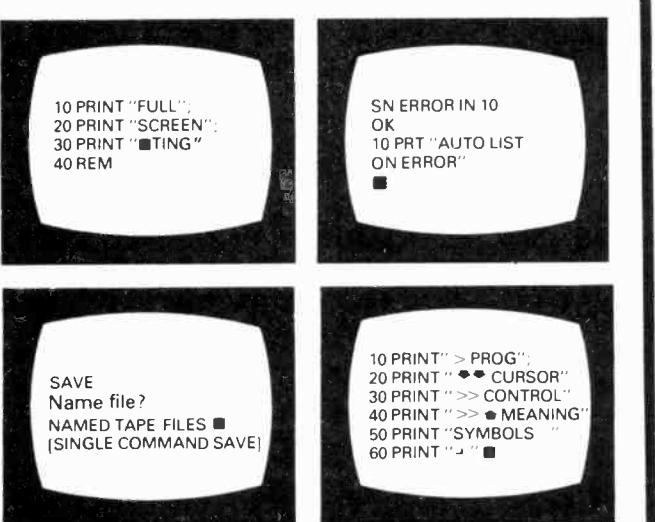
<b>TRANSFORMERS</b>	<b>DIL PLUGS (Headers)</b>	<b>'D' CONNECTORS</b>	<b>DIL SWITCHES (SPST)</b>	<b>EDGE CONNECTORS</b>
(mains Prim 220-240V) 6.0-6V 100mA 9.0-9V 75mA 12.0 12V 75mA 98p	14 pin 44p; 24 pin 88p 16 pin 49p; 40 pin 255p (DIL Sockets on opp. page)	Covers + Plugs Sockets plastic	4 way 85p 6 way 85p 8 way 98p 10 way 120p 12 way 140p 14 way 175p 15 way 185p 18 way 190p	2x10 way — 82p 2x15 way — 98p 2x18 way 140p 120p 2x22 way 150p 125p 2x25 way 185p 160p 2x30 way 188p — 2x36 way 197p — 2x40 way 205p — 2x43 way 250p —
8VA type: 6V- 5A 6V- 5A; 9V- 4A 9V- 4A; 12V- 3A 12V- 3A; 15V- 2.5A 15V- 2.5A 220p	9 way 90p 118p — 15 way 120p 167p 150p — 25 way 180p 280p 170p — 37 way 268p 390p 185p	12VA: 4-5-1 3A 4-5V-1 3A, 6V-1 2, 6V-1 2A 12V- 5A 12V- 5A 250p(130p p&p)		Double ended DIP Length 14 pin 16 pin 24 pin 40 pin 6" 185p 205p 300p 465p 12" 195p 215p 315p 490p 36" 230p 250p 375p 595p
24VA: 6V-1 5A 6V-1 5A; 9V-1 2A 9V-1 2A; 12V-1A 12V-1A; 15- 8A 15- 8A 20V- 6A 20V- 6A 310p(144p p&p)	<b>AMPHENOL PLUGS</b> IEE 475p, Cent. 11 575p	50VA: 6V- 4A 6V- 4A; 9V- 2.5A 9V- 2.5A; 12V- 2A 12V- 2A; 15V- 1.5A 15V- 1.5A; 20V- 1.2A 20V- 1.2A; 25V- 1A 25V- 1A; 30V- 8A 30V- 8A 365p(160p p&p)		
100VA: 12V- 4A 12V- 4A; 15V- 3A 15V- 3A; 20V- 2.5A 20V- 2.5A; 30V- 1.5A 30V- 1.5A; 40V- 1.25A 40V- 1.25A; 50V- 1A 50V- 1A 820p(160p p&p)		<b>JUMPER LEADS</b> Ribbon Cable Assembly Single ended DIP, 24" length Cable 14 pin 145p 16 pin 185p; 24 pin 240p; 40 pin 380p.		

# WATFORD ELECTRONICS

## The Definitive Monitor

A 4k monitor specially designed to produce the best from your Superboard, Superboard Series 2, UK101 or Enhanced System.

- Look at these superb facilities:**
- Full screen editing.
  - Home cursor/screen clear facility.
  - True insert/delete.
  - Fully programmable cursor control with meaningful symbols on screen.
  - Single key Basic
  - True ASCII keyboard routine.
  - Auto remote control of tape recorder (requires only a relay).
  - Open line facility.
  - Named tape files.
  - Two key video swap (Series 2 only).
  - Bell (Series 2 only).
  - Cursor indication of quotes mode.
  - User definable flashing cursor character.
  - User controllable command vectoring for your own machine code routines.
  - Full or partial scroll-up or scroll-down (callable by program).
  - Auto list on error (displays faulty line upon carriage return).
  - Single command save (automatically returns "list").
  - Centronics compatible printer driver.
- Monitor functions include:**
- Scrolling list in data mode.
  - Warm restart vector.
  - Fill memory.
  - Search memory.
  - Two save and three load routines.
  - Floppy disc vector.
  - Break handling routine.
  - Tabular display of memory.



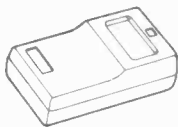
**All this for only £19.95** + 50p P&P + VAT.

To order: Send £23.52 or phone your ACCESS number for same day despatch. State version required.

**WATFORD ELECTRONICS**  
33/35 CARDIFF ROAD, WATFORD, HERTS.  
Telephone 40588

## DIGITAL THERMOMETER

This is one of our range of PROJECT KITS. It includes all the parts required to complete the project, including the case. Calibration is very simple and an accuracy of up to 1% can be obtained. The instrument covers the range  $-50^{\circ}\text{C}$  to  $+150^{\circ}\text{C}$ . Read-out is on an LCD display. Power requirement is a 9V Battery. An ideal instrument for home or laboratory. Full instructions included.



PROJECT KIT 800104 £26.50

## MUSICAL BOX

This 'electronic musical box' can be used in a variety of applications. These include toys, video games and doorbells. It can be programmed to play no less than 27 tunes. The circuit is based on the AY-3-1350 which offers a considerable improvement over similar devices. The output can be switched from 'piano' to 'organ' like quality. The project includes all the components, case, loudspeaker and full instructions. An easy project for the beginner. An additional amplifier is available if required.

PROJECT KIT 80502K £25-95 (Musical Box)  
PROJECT KIT 80543K £3-95 (Stamp Amplifier)

The High COM system of noise reduction, developed by TELEFUNKEN, offers considerable advantages over existing systems. The Compressor/Expander circuits are designed around a specially designed IC, the U401B. The unit is designed for use with cassette and reel-to-reel tape systems to give professional quality, low noise recordings.

## HIGH COM NOISE REDUCTION SYSTEM

### TECHNICAL SPECIFICATIONS:

Frequency Range 20-18Hz (+0, -3dB)  
Signal/Noise ratio 80dB (DIN input)  
85dB (Socket input)  
Input Sensitivity DIN 0.6mV/6k ohm  
Output Sensitivity DIN 130mV/79k ohm

Distortion less than 0.2%  
Noise reduction at 100Hz : 15dB  
at 3kHz : 20dB  
at 15kHz : 25dB

### FULL SPECIFICATION AVAILABLE

The project packs include all the electronic components, self adhesive front panel, prebuilt and tested HIGH COM modules and PCBs. The meter circuit uses an LED bar display and is essential for the operation of the unit.

HIGH COM (81117-1) £49-55  
Meter/Display (9860 + 9817) £15.40

HIGH COM Power Supply (8117-2) £14.50  
Case for project POA

## DISCO PROJECTS

### MINIMIXER

This mixer is easy to assemble, most parts are mounted on the single PCB. It incorporates two stereo disc inputs, two microphone inputs and a stereo tape input. Slider controls for level controls, rotary pots for tone controls. Distortion is approx 0.1%, frequency response 20Hz to 25kHz (3dB)

Project Pack 81068 £37-50 Case £7-50

### DISCO LIGHTS

This ceiling lights project controls a matrix of 25 x 100W lamps. A preprogrammed IC switches them in 22 different sequences of patterns. Patterns can be repeated if required. Triac controlled outputs. Lamps not supplied. Mains operation.

Project Pack 81012 £53-95

### SWINGING POSTER

A specially printed poster comes to life when the red and green lamps powered by this circuit are switched on. A random sequence makes the disco girl appear to dance. Poster included. Lamps not provided (100W)

Project Pack £17-70

## HOW TO ORDER

Send a cheque or postal order to DORAM ELECTRONICS LTD or write or ring with your ACCESS account number. All our prices include VAT at 15%. Overseas customers please deduct 15%. Please add 40p to the cost of all UK orders for postage and packing. An answering service is available to take your orders outside our normal office hours. We are a MAIL ORDER business.

SUMMER ISSUE OF OUR CATALOGUE AVAILABLE - Send 14p stamp for your copy.

PROJECT PACKS include PCB, Components and data, Cases etc extra.



## PROJECT PACKS

Pools Predictor (79053) LED Display	£ 8-15
Ioniser (9823) Negative ion generator	£10-50
Talk Funny (80052) Ring Modulator	£10-00
Photo Process Timer (81101)	£18-20
Cackling Egg Timer (9985) It clucks!	£ 7-20
Sound Effects Unit (81112) Guns, trains etc	£ 8-30
Elektornado (9874) 100W power Amp	£19-50
Top-preamp (80023) Hifi preamp	£34-40
Guitar Preamp (77020)	£ 6-50
Analogue Reverb (9973) 100mS delay	£27-70
Elektor Vocoder (80068) 10 channels	£162-50
2½ Digit DVM (81105)	£23-35
AM Receiver (81111) Easy to build	£10-25
Touch switch (81008) 12 positions	£10-00
200W Disco Power Amp (81082)	£20-85
Swinging Poster (81073) Moving picture	£17-20
STAMP (80543) Mini amplifier	£ 3-75
Steam Train Sound (80019) sound effects	£ 6-50
Pest Pester (80130) Insect repellent	£ 2-35
Stereo Disc Preamp (80532)	£ 5-20
Programmable Car Wiper delay (80086)	£15-85
Active Car Aerial (80018) AM/FM amplifier	£13-85
Aerial Booster (80022)	£ 5-65

Full list in our new catalogue.

# DORAM

ELECTRONICS LTD

Fitzroy House, Market Place,  
Swaffham, Norfolk PE37 7QH

Tel: (0760) 21627



Unique in concept - the home computer that grows as you do!

# The Acorn Atom

## £120 An outstanding personal computer kit

plus VAT and p&p.

**NEW!**  
Colour Encoder  
for full colour  
graphics  
**£21.50**



Also available  
ready-built  
**£150**  
plus VAT and p&p


The ATOM - a definitive personal computer. Simple-to-build, simple-to-operate. But a really powerful full-facility computer. And designed on an expandable basis. You can buy a superb expanded package now - tailored to your needs. Or, you can buy just the standard Atom kit, and, as you grow in confidence and knowledge, add more chips. No need to replace your equipment. No need to worry that your investment will be overtaken by new technology. As you need more power, more facilities, you can add them!

\*The picture shown demonstrates mixed graphics and characters in three shades of grey provided by the Standard Atom.

### The standard ATOM kit includes:

- Full sized QWERTY keyboard
  - Rugged polystyrene case
  - Fibreglass PCB
  - 2K RAM
  - 8K ROM
  - 23 integrated circuits
  - Full assembly instructions including tests for fault-finding.
- (Once built, connect it to any domestic TV and power source)
- Power requirement: 8V at 800 M A. ATOM power unit available.

See coupon. PLUS FREE MANUAL written in two sections - teach yourself BASIC and machine code for those with no knowledge of computers, and a reference section giving a complete description of the ATOM's facilities. All sections are fully illustrated with example programs.



### The ATOM concept

Adding chips into sockets on the PCB allows you to progress in affordable steps to large-scale expansion. You can see from the specifications that the RAM can be increased to 12K allowing high resolution (256 x 192) graphics. Two further ROM chips, e.g. maths functions, can be added directly to the board giving a 16K capacity. In addition to 5 I/O lines partly used by the cassette interface, an optional VIA device can provide varied I/O and timer functions and via a buffer device allow direct printer drive. An optional module provides red, green and blue signals for colour. An in-board connector strip takes the ATOM communications loop interface. Any number of ATOMs may be linked to each other - or to a master system with mass storage/


hard copy facility. Interface with other ACORN cards is simplicity itself. Any one ACORN card may be fitted internally. So you can see there are a vast number of modular options and additions available, expanding with your ability and your budget.

### The ATOM hardware includes:

- Memory from 2K to 12K RAM on board (up to 35K in case)
- 8K to 16K ROM (two 4K additions)
- 6502 processor
- Video Display allows high resolution (256 x 192) graphics and red, green and blue output
- Cassette Interface - CUTS 300 baud
- Loudspeaker allows tone generation of any frequency
- Channel 36 UHF Modulator Output
- Bus output includes internal connections for Acorn Eurocard.

### The ATOM software includes:

- 32-bit arithmetic ( $\pm 2,000,000,000$ )
- High speed execution
- 43 standard/extended BASIC commands
- Variable length strings (up to 256 characters)
- String manipulation functions
- 27 32-bit integer variables
- 27 additional arrays
- random number function
- PUT and GET byte
- WAIT command for timing
- DO-UNTIL construction
- Logical operators (AND, OR, EX-OR)
- LINK to machine-code routines
- PLOT DRAW and MOVE.



4a Market Hill,  
CAMBRIDGE CB2 3NJ

Your ACORN ATOM may qualify as a business expense. To order complete the coupon below and post to Acorn Computer for delivery within 28 days. Return as received within 14 days for full money refund if not completely satisfied. **All components are guaranteed with full service/repair facility available.**

Quantity	Item	Item price inc VAT+p&p	TOTALS
	ATOM KIT - 8K ROM + 2K RAM (MIN)	a £140.00	
	ATOM ASSEMBLED - 8K ROM + 2K RAM (MIN)	a £174.50	
	ATOM KIT - 12K ROM + 12K RAM (MAX)	a £255.00	
	ATOM ASSEMBLED - 12K ROM + 12K RAM (MAX)	a £289.50	
	1K RAM SETS	a £11.22	
	4K FLOATING POINT ROM (inc in 12K version)	a £23.30	
	PRINTER DRIVE 6522 VIA	a £10.35	
	(inc. in 12K version) LS244 Buffer	a £3.17	
	COLOUR ENCODER	a £21.50	
	MAINS POWER SUPPLY (1.3 amps)	a £10.20	
	<b>TOTAL</b>		



To: Acorn Computer Ltd., 4a Market Hill, CAMBRIDGE CB2 3NJ

I enclose cheque/postal order for £  
Please debit my Access/Barclaycard No.


Signature  
Name (Please print)  
Address

Telephone No.  
Registered No: 1403810. VAT No: 215 400 220

PE/6/81

# D.I.Y. KITS FOR SYNTHESISERS, SOUND EFFECTS



## P.E. MINISONIC MK2 SYNTHESIZER

A portable mains operated miniature sound synthesiser with keyboard circuits. Although having slightly fewer facilities than the large Formant synthesiser the functions offered by this design give it great scope and versatility. 3 Oct KBD & GJ contacts needed.

Set of basic component kits (excl. KBD R's & tuning pots - see list for options available) and PCBs (incl. layout charts) KIT 38-25 **£80.14**  
 "Sound Design" booklet **£1.00**  
 Knobs, sets, sw's See our list

## P.E. 128-NOTE SEQUENCER

Enables a voltage controlled synthesiser to automatically play pre-programmed tunes of up to 32 pitches and 128 notes long. Programs are keyboard initiated and note length and rhythmic pattern are externally variable. 4 Oct KBD and GJ contacts needed.

Set of basic comps, PCBs and charts KIT 6-7 **£35.56**  
 Set of text photocopies TEXT 76 **£1.36**  
 Knobs, sets, sw's HW 76 **£6.62**

## P.E. 16-NOTE SEQUENCER

Sequences of up to 16 notes may be programmed by the panel controls and fed into most voltage controlled synthesisers.

Set of basic comps, PCBs and charts KIT 86-5 **£32.10**  
 Set text photocopies TEXT 86 **£1.84**  
 Knobs, sets, sw's HW 86 **£11.15**

## P.E. STRING ENSEMBLE

A multivoiced polyphonic string instrument synthesiser.

Set of basic comps, PCBs & charts KIT 77-8 **£109.72**

## ELEKTOR CHOROSYNTH

A 2 $\frac{1}{2}$ -octave Chorus synthesiser with an amazing variety of sounds ranging from violin to cello and flute to clarinet amongst many others. Experienced constructors can readily extend the octave coverage. 3 Oct KBD and GJ contacts needed.

Basic comps, PCBs and charts KIT 100-8 **£44.39**  
 Text photocopy TEXT 100 **70p**  
 Knobs, sets, sw's HW 100 **£11.55**

## ELEKTOR FORMANT SYNTHESIZER

A very sophisticated synthesiser for the advanced constructor who puts performance before price.

Set of basic comps, PCBs (as publ.) KIT 66-14 **£255.45**  
 Set of text photocopies TEXT 66 **£7.83**  
 Knobs, sets, sw's See our list

## ELEKTOR DIGITAL REVERB UNIT

A very advanced unit using sophisticated i.e. techniques instead of mechanical spring lines. The basic delay range of 24 to 90mS can be extended up to 450mS using the extension unit. Further delays can be obtained using more extensions.

Main unit basic comps and PCB (as publ.) KIT 78-3 **£49.95**  
 Extension unit comps and PCB KIT 78-4 **£39.95**  
 Text photocopy TEXT 78 **86p**  
 Knobs, sets, sw's HW 78 **£2.94**

## ELEKTOR ANALOGUE REVERB

Using i.c.s. instead of spring-lines the main unit has a maximum delay of up to 100mS, and the additional set extends this up to 200mS. May be used in either mono or stereo mode.

Main unit basic component set KIT 83-4 **£29.23**  
 Additional Delay basic components KIT 83-2 **£20.07**  
 PCB (as publ.) to hold both kits included in Kit 83-4  
 Text photocopy TEXT 83 **67p**  
 Knobs, sets, switch HW 83 **£2.84**

## ELEKTOR SEWAR

For use with Elektor Analogue Reverb to give greater flexibility to the reverb effects.

Basic comps, PCB (as publ.) KIT 101-1 **£18.19**  
 Text photocopy TEXT 101 **60p**  
 Knobs, sets, switch HW 101 **£2.44**

**BASIC COMPONENTS SETS** include all necessary resistors, capacitors, semiconductors, potentiometers and transformers. Hardware such as cases, sockets, knobs, keyboards, etc. are not included but most of these may be bought separately. Fuller details of kits PCBs and parts are shown in our lists.

**LAYOUT DIAGRAMS** are supplied free with all PCBs unless "as published".



## NEW KITS

### EE 3-CHAN STEREO MIXER

Full level control on left and right of each channel, and with master output control and headphone monitor.

Basic comps, PCB & chart KIT 107-1 **£8.61**  
 Text photocopy TEXT 108 **65p**  
 Knobs, skts & sw's HW 107 **£3.19**

### 3-MICROPHONE STEREO MIXER

Enables stereo live recordings to be made without the "hole in the middle" effect. Independent control of each microphone.

Basic comps, PCB & chart KIT 108-1 **£5.41**  
 Text photocopy TEXT 108 **55p**  
 Knobs, sets, & sw's HW-108 **£2.55**

### E.E. HEADPHONE AMPLIFIER

For use with magnetic, ceramic or crystal pick-ups, tapedeck or tuner, and for most headphones. Designed with RIAA equalisation.

Basic comps, PCB & chart KIT 104-1 **£9.79**  
 Text photocopy TEXT 104 **85p**  
 Knobs, & sockets HW 104 **£2.50**

### E.E. AUDIO EFFECTS UNIT

A variable siren generator that can produce British & American police sirens, Star Trek, Red Alert, heart-beat monitor sounds, etc.

Basic comps, PCB & chart KIT 105-1 **£4.87**  
 Text photocopy TEXT 105 **65p**  
 Knobs, skts & switch HW 105 **£1.91**

### GUITAR PRACTISE AMPLIFIER

A 3 watt mains powered amplifier suitable for instrument practise or as a test gear monitor. Drives 8 or 15 ohm loudspeaker.

Basic comps, PCB & chart KIT 106-1 **£9.81**  
 Text photocopy TEXT 106 **65p**  
 Knobs, skts, switch HW 106 **£2.02**

### SIGNAL TRACER & GENERATOR

Allows audio signals to be injected into circuits under test, and for tracing their continuity. Includes frequency & level controls.

Basic comps, PCB & chart KIT 109-1 **£5.80**  
 Text photocopy TEXT 109 **55p**  
 Knobs, skts, sw's & probes HW 109 **£3.17**

### P.E. GUITAR SUSTAIN

Maintains the natural attack whilst extending note duration.

Basic comps, PCB & chart KIT 75-1 **£6.99**  
 Text photocopy TEXT 75 **38p**  
 Knobs & sets HW75 **91p**

### P.E. AUTO-WAH UNIT

Automatically give Wah or Swell sounds with each note played.

Basic comps, PCB & chart KIT 58-1 **£10.11**  
 Text photocopy TEXT 58 **58p**  
 Knobs & skts HW58 **£1.26**

### ELEKTOR WAVEFORM CONVERTER

Converts a saw-tooth waveform into sinewave, mark-space saw-tooth, regular triangle, or square-wave with variable mark-space.

Basic comps, PCB & chart, but excl. sw's KIT 67-1 **£9.24**  
 Knobs, skts, sw's HW 67 **£4.23**

### P.E. SWITCHED TONE TREBLE BOOST

Provides switched selection of 4 preset tonal responses.

Basic comps, PCB & chart KIT 89-1 **£4.34**  
 Text photocopy TEXT 89 **78p**  
 Knobs, sets, sw's HW 89 **£1.89**

### ELEKTOR RING MODULATOR

Compatible with the Formant & most other synthesisers.

Set of basic comps & PCB (as publ.) KIT 87-2 **£6.84**  
 Text photocopy TEXT 87 **38p**  
 Knob, set HW 87 **75p**

# PHONOSONICS

MAIL ORDER SUPPLIERS OF QUALITY PRINTED CIRCUIT BOARDS, KITS AND COMPONENTS TO A WORLD-WIDE MARKET

## ELEKTOR FUNNY TALKER

Incorporates a ring modulator, chopper & frequency modulator to produce fascinating sounds when used with speech & music.

Basic comps, PCB (as publ.) KIT 99-1 **£9.60**  
 Text photocopy TEXT 99 **40p**  
 Knobs & sets HW 99 **£1.22**

## ELEKTOR FREQUENCY DOUBLER

For use with guitars & other electronic instruments to produce an output one octave higher than the input. Inputs and outputs may be mixed to give greater depth.

Basic comps, PCB (as publ.) KIT 98-1 **£5.48**  
 Text photocopy TEXT 98 **20p**  
 Knobs & sets HW 98 **£1.24**

## P.E. SPLIT-PHASE TREMOLO

A simple but effective substitute for a rotary cabinet. The output of an internal generator is phase-split and modulated by an input signal from an electronic guitar or other instrument. Output amplitudes, depth & rate are variable. May be fed to one or two amplifiers.

Basic comps, PCB & chart KIT 101-3 **£17.68**  
 Text photocopy TEXT 102 **10p**  
 Knobs & skts HW 102 **£2.53**

## P.E. MINISONIC WAVEFORM CONVERTER

A simple converter that modifies the Minisonic sawtooth waveform to produce triangle and sine outputs. Ideally one should be used with each Minisonic VCO.

Basic comps, PCB & chart KIT 96-1 **£3.98**  
 Knob, skts, switch HW 96 **99p**

## P.E. GUITAR MULTIPROCESSOR

An extremely versatile sound processing unit capable of producing, for example, flanging, vibrato, reverb, fuzz and tremolo as well as other fascinating sounds. May be used with most electronic instruments.

Basic comps, PCB & charts (excl. SWs) KIT 85-5 **£49.23**  
 Set of text photocopies TEXT 85 **£2.52**  
 Knobs, skts, sw's See our list

## P.E. PHASER

An automatically controlled 6-stage phasing unit with integral oscillator.

Basic comps, PCB & chart KIT 88-1 **£10.91**  
 2-Notch extension, PCB & chart KIT 88-2 **£6.36**  
 Text photocopy TEXT 88 **68p**  
 Knobs, skts, switch SW 88 **£1.63**

## ELEKTOR PHASING & VIBRATO

Includes manual and automatic control over the rate of phasing & vibrato. Slightly modified to also include a 2-input mixer stage.

Set of basic comps, PCB & chart KIT 70-2 **£21.67**  
 Text photocopy TEXT 70 **67p**  
 Knobs, sets, sw's HW 70 **£3.27**

## P.E. GUITAR EFFECTS UNIT

Modulates the attack, decay and filter characteristics of a signal from most audio sources, producing 8 different switchable effects that can be further modified by manual controls.

Basic comps, PCB & chart KIT 42-4 **£7.68**  
 Text photocopy TEXT 42 **28p**  
 Knobs & sets HW 42 **£1.85**

## P.E. GUITAR OVERDRIVE

Sophisticated versatile fuzz unit incl. variable controls affecting the fuzz quality whilst retaining attack and decay, and also providing filtering. Usable with most electronic instruments.

Basic comps, PCB & chart KIT 56-3 **£11.22**  
 Text photocopy TEXT 56 **68p**  
 Knobs & sets HW 56 **£2.29**

## P.E. SMOOTH FUZZ

Basic comps, PCB & chart KIT 91-1 **£6.52**  
 Text photocopy TEXT 91 **55p**  
 Knobs & sets HW 91 **£1.22**

## WE ALSO SELL COMPONENTS ASK FOR OUR LIST

**ADD: POST & HANDLING**  
 U.K. orders: Keyboards add £2.70 each. Other goods: Under £5 add 50p, over £20 add 75p, over £20 add £1. Recommended insurance against postal mishaps: add 50p for cover up to £50, £1 for £100 cover, etc., pro-rata insurance must be added for credit card orders.  
 N. B. Eire, C.I., B.F.P.O and other countries are subject to higher export postage rates.

**ADD 15% VAT** (or current rate if changed). Must be added to full total of kits, discount post & handling on all U.K. orders. Does not apply to Exports, or photocopies.

**EXPORT ORDERS ARE WELCOME** but to avoid delay we advise you to see our list for postage rates. All payments must be cash-with-order, in Sterling by International Money Order or through an English Bank. To obtain list - Europe send 35p, other countries send 75p.

**Note that we do not offer a C.O.D. service and that our terms are payment in advance.**

PHONOSONICS · DEPT PE14 · 22 HIGH STREET · SIDCUP · KENT DA14 6EH TERMS: C.W.O., MAIL ORDER OR COLLECTION BY APPOINTMENT (TEL 01-302 6184)






# PANTEC INTRODUCES THE NEW MAJOR 20K

An outstanding new entry to the world of Electronic Servicing

**FULL PROTECTION  
NO MORE  
COSTLY REPAIR  
CHARGES**



**VALUE FOR MONEY  
ONLY £28. 50  
incl. of P & P in UK**

- \* 45 Ranges
- \* High Accuracy: 20k  $\Omega$  /VDC
- \* Full Protection: Mains across resistance ranges? no problem just replace the quick-blow fuse.
- \* Anti-parallax mirror.
- \* Shock resistant ABS Case.
- \* Optional high voltage probe for TV - Radio servicing.
- \* Supplied with shock proof plastic case, test leads, spare fuse and multilingual instruction manual.

DC VOLTS: 0.15-1.5-5-15-50-150-500-1500V

AC VOLTS: 7.5-25-75-250-750-1500V

DC Current: 50  $\mu$ A-0.5-5-50mA-0.5-2.5A

AC Current: 2.5-25-250 mA-2.5-12.5A

Resistance: 0.5  $\Omega$  to 2M  $\Omega$  in 4 ranges.

dB: -10 + 69

Ballistic capacitance: 100-1000  $\mu$ F-10-100mF

PANTEC Division of CARLO GAVAZZI (UK) LTD  
162/164 Upper Richmond Road London SW15 2SL  
Tel: 01-785 9022/5 Telex: 8952493  
Please send me further details on the  
new PANTEC MAJOR 20k.  
NAME: \_\_\_\_\_  
ADDRESS: \_\_\_\_\_

## SAFGAN DT-400 SERIES

DUAL TRACE OSCILLOSCOPES  
NEW BRITISH PRODUCTS  
FROM £169+VAT


### ALL MODELS

- DUAL TRACE
- 5mv/div
- 4" CRT

DT-400 SERIES

### MODELS

DT-410 10MHz £169+VAT  
DT-412 12MHz £175+VAT  
DT-415 15MHz £188+VAT



### SPECIFICATION FOR ALL MODELS

- \* CH1, CH2: 5mv/div - 20V/div in 12 cal steps.
- \* Bandwidth: 10MHz (DT-410), 12MHz (DT-412), 15MHz (DT-415).
- \* Time Base: 0.5 $\mu$ s/div - 200ms/div in 18 cal steps.  
-5 expansion to 100ns/div.  
-5 multiplier to 1s/div.
- \* XY facility: matched X=CH1, Y=CH2.
- \* Trigger: Level Control,  $\pm$  slope selection.  
Bright Line Auto, Normal, TV Triggering.  
CH1, CH2 0.5div; 100mv External Source.
- \* Z modulation.
- \* CAL o/p for probe compensation.
- \* Graticule blue ruled 8 x 10div (6.4 x 8 cm<sup>2</sup>).
- \* Size: H 215mm, W 165mm, D 280mm, Weight 4.5kg.

PROBE (X1 - REF - X10) £10.50 + VAT

ORDERS TO: SAFGAN ELECTRONICS LTD.  
56 BISHOPS WOOD, ST. JOHNS, WOKING

SURREY GU21 3QB. Tel: Woking  
69560 or Woking 66836



GOODS + p&p £3.50 or parcel service £6.50 + 15%  
LONDON STOCKIST: AUDIO ELECTRONICS TEL: 01-724 3564  
DT-400s are designed and manufactured by SAFGAN in England

## INTERESTED IN ELECTRONICS?

TRY A ZEDPACK!  
COMPONENTS AT A PRICE  
EVERYONE CAN AFFORD

- Z1 300 mixed 1 and 2 watt resistors £1.95
- Z2 150 mixed 1 and 2 watt resistors £1.50
- Z3 300 mixed capacitors, most types £3.95
- Z4 100 mixed electrolytics £2.20
- Z5 100 mixed polystyrene caps £2.20
- Z6 300 mixed printed circuit components £1.95
- Z7 300 mixed printed circuit resistors £1.45
- Z9 100 mixed miniature ceramic and plate caps £1.20
- Z10 25 assorted pots. £1.50
- Z11 25 assorted prasetts, skeleton etc. £1
- Z12 20 assorted vdr's and thermistors £1.20
- Z13 11b mixed hardware. Nuts, bolts self-tappers, sleeving, etc. £1.20
- Z14 100 mixed, new and marked, full spec. transistors. Pack includes:- BC148, BF154, BF274, BC212L, BC238, BC184L, PBC108 and, or lots of similar types £4.95
- Z15 100 mixed diodes including:-zener, power, bridge, signal, germanium, silicon etc. All full spec. £4.95
- Z16 20 1N4148 £1
- Z17 20 1N4003/10D2 £1
- Z18 20 assorted zeners, 1 watt and 400mw £1.50
- Z19 12 .125" TIL 209 RED. LED'S £1
- Z20 10 Assorted switches, including push button, slide, multipole, miniature etc. Fantastic value. £1.20.

### UHF MODULATORS

- Video in UHF out. Calibrated to channel 36 (625 line UHF) housed in metal box 2 1/2" x 2" x 1 1/2" with 9' coaxial lead, TV plug and connection data. £2.50 ea. 3 for £6. Aluminium finish slider knobs, standard fitting. 10 for £1
- 200A Miniature level/batt. meters, as fitted to many cassette recorders. 90p
- Deluxe FIBREGLASS printed circuit etching kits. Includes 100 sq. ins. of copperclad F/G board, 1lb ferric chloride, (made for U.S. army to MIL. SPEC.), 1 duto etch resist pen, abrasive cleaner, tweezers, etch resist dish and instructions. OUR PRICE £5.95 1lb of FeCl<sub>2</sub> £2.25.

- 150 sq. ins. single sided board. £2.20
- 150 sq. ins. double sided board. £3.30
- 100 Miniature reed switches. £2.30
- 100 Subminiature Reed Switches. £4.20

### SMALL MAGNETS

- With hole in P/B SWITCH BANKS 6 for £1
- These cost a fortune! Were made for various music centres, include independent and interdependent latching types multi pole c/o etc. Can be modified. Can't be repeated. 3 Banks 10 for £1. Chrome or spun aluminium finish.
- MINIATURE MAINS TRANSFORMERS Top quality. Split bobbin construction will give 4.5V-0.4.5V at 250MA. 1 1/2" x 1 1/2" x 1 1/2", all sorts of uses. ONLY £1

- PP3 Battery Connectors 10 for £2.50.
- Miniature Press to Make Switches, Red knob. 3 for 50p.
- Subminiature S.P.C.O. Slide Switches. 6 for 50p.
- Miniature D.P.C.O. Slide Switches. 6 for 50p.
- Standard 2P. 3 Position Slide Switch. 4 for 50p.
- 4 x HP11 Battery Holders (2 x 2 Flat type) with leads. 2 for 50p.
- Assorted Fuse Holders Including 20mm, P.C., Panel and chassis types. Pack of 7 for 50p.
- 3.5mm Jack Sockets, switched. Enclosed type. P.C. or panel mounting. With nuts and washers. 4 for 50p.
- 9 Section, Chrome on Brass Telescopic Aerial, Plugs into any 3.5mm socket. Approx 25" extended £1 each. 3 for £2.50.
- Hi Power Infra Red Transmitter 5mm LED. TIL 38 60p ea. 3 for £1.50.
- Crystal Clear 3mm LEDs very pretty Red, Green, Yellow. 10 of one colour £1. 10 of each £2.50.

### ALTERNATOR RECTIFIERS

- Make lovely 80 amp bridges. Ideal for High Power Battery Chargers. Type 4AF1. Set of 4 (2 neg. case + 2 pos. case) £2.

Special Purchase enables us to offer Mullard C250 Polyester Capacitors (Liquorice Allsorts) at the unbeatable price of £2 for 100 mixed, £15 for 1000. These consist of factory clearance lots i.e. spillages, floor sweepings, cosmetic rejects etc.

To: "GEMINI ELECTRONIC COMPONENTS" DEPT PE  
"THE WAREHOUSE" SPEEDWELL ST. LONDON S.E.8.  
Where shown, Send Cheque\* or Postal Order. Plus 60p P&P, and 15% VAT.  
Please Quote ZED Code. \*Schools etc. SEND OFFICIAL ORDER  
ZED PACKS now available for Callers at 50 Deptford Broadway, London, S.E.8.





# CHROMASONIC electronics

48 JUNCTION ROAD, ARCHWAY, LONDON N19 5RD  
TELEPHONE 01-263 9493 01-263 9495

100 YDS FROM ARCHWAY STATION & 9 BUS ROUTES

**YOUR SOUNDEST CONNECTION IN THE WORLD OF COMPONENTS AND COMPUTERS**

## UK101

**£149** IN KIT FORM  
**£199** READY BUILT & TESTED  
**£225** COMPLETE IN CASE

**4K Expansion (8x2114)**  
**NOW ONLY £14.00**

No extras required

- ★ Free sampler tape
- ★ Full Qwerty keyboard
- ★ 8K basic incl garbage collection routine
- ★ Ram expandable to 8K on board (4K inc)
- ★ Kansas City tape interface
- ★ **NEW MONITOR** ALLOWS FULL EDITING & CURSOR CONTROL **NOW INCLUDED IN KIT**



### CASES

Available for U.K.  
101, Superboard  
Nascom, Appx.  
DIM. 17" x 15"  
435 x 384 mm.

**PRICE £24.50**  
Post + Packing  
£1.50

## UK101 MEMORY BOARD

★ On board power supply (uses the UK101 transformer). ★ Facility for 4K eeprom expansion. ★ Fully buffered for expansion via 40 pin socket ★ 40 pin header & 8T28's included.

8K Kit (inc. 16K skts) **£79.95**. 16K Kit **£106.95**  
Printed circuit board **£29.95**

## PARALLEL PERIPHERAL INTERFACE


UK101 AND SUPERBOARD COMPATIBLE.

Interfaces to GP80, MX80 series, TX80, centronics P1, etc printers. Can operate relays, motors, various other peripherals. LED binary display. Plugs into ACIA socket. Fully documented.

Built and tested.

ONLY  
**£29.95**

## PRINTERS



**EPSON MX80 £359**

9 x 9 dot matrix, 80 c.p.s. True descenders, various print densities up to 132 columns, tab controls both horizontal & vertical, bold expanded condensed printing, bidirectional.

**EPSON MX80 FT/1 £399**

Dual single sheet friction and continuous tractor feed, 9 wire head, true descenders.

**EPSON MX80 FT/2 £449**

Additional feature to FT/1 is high resolution graphics.

**EPSON MX70 £259**

Tractor feed, 7 wire head, high resolution graphics.

**SEIKOSHA GP80A £199**

Dot matrix 5 x 7, 80 columns, 30 cps, graphics, double width characters.

## VIDEO GENIE



Utilises Z80, 12K level II Basic, Integral Cassette Deck, UHF O/P, 16K RAM, all TRS80 features. Simply plugs into monitor or UHF TV with VU meter.

**VIDEO GENIE**  
based on TRS80

**£289**

## UK101 SOUND

Sound generator and combined parallel in out port kit containing P.C.B., AY-3-8910, 6520 PIA, fully documented and demo tape.

**£29.95**

AY-3-8910

**£8.50**

	£
Expansion Box	185.00
Expansion Box (RS232)	215.00
16K Ram Card	94.00
32K Ram Card	129.00
Single Disk Drive (35 track)	215.00
Dual Disk Drive (40 track)	410.00
Parallel Printer Cable	17.00
Disk Drive Cable (4 drives)	32.00
Dual Disc Drive Cable	17.00
Parallel Printer Cable for Unexpanded V.G.	33.00
Sound Kit (fitting extra)	7.00
Lower Case Kit (fitting extra)	27.50
Video Genie Technical Manual	£5.00


## UK101 COLOUR BOARD

### A U.K. PRODUCT

Designed to simply plug into your computer and any standard colour television in

**AT LAST!!**

**"8" GLORIOUS COLOURS**



KIT  
(Uncased)

Includes full documentation and demonstration tape.

UK101, Superboard  
Available for Pet


**£84.95**

**£98.95**

Send for further details.

## MONITORS

EG100 12" Black & White **£65**  
Moni 9" (illust) B&W **£82**  
Hitachi Professional Monitors  
9" Black & White **£99.95**  
12" Black & White **£149**



Please add VAT 15% to all prices. Postage on computers, printers and cassette decks charged at cost, all other items. P&P 30p. Place your order using your Access or Barclaycard (Min. tel order £5). Trade and export enquiries welcome. Official orders welcome.





## PET

4008 8K RAM  
4016 16K RAM  
4032 32K RAM  
4040 Dual Drive Disk

The new PET printer.  
4022 80 column tracks feed.  
3023 80 column friction feed.  
C2N Cassette Unit.  
For the business man we stock the 8000 range inc. 8032 and 8050 with daisy wheel printers coming soon.

**COMPLETE 32K SYSTEM**

PHONE FOR MOST COMPETITIVE PRICES

## APPLE

### APPLE II PLUS


Complete Systems  
16K Machines  
32K Machines  
48K Machines.

Disk Drive with/without Controller.  
Printers Monitors

All Available

PHONE FOR MOST COMPETITIVE PRICES

Apple II plus




## TANTEL

### PRESTEL BY TANTEL

The greatest thing since television and telephones. Communication at your fingertips for business and home. Up to date info. 180,000 pages of information on Travel, News, Investment, Holidays, Hotels, etc. etc.


Ask Prestel a question and you have your answer in seconds in full colour on you own TV. Only requires a telephone jack socket available from the PO.



**£170**

Tantel is Post Office approved.  
Send for details.

# The 2001 sweeps the board at only £78\*



Get all the waveforms you need – 1 Hz to .1 MHz in five overlapping ranges: stable, low-distortion sine waves, fast rise/fall-time square waves, high linearity triangle waves — even a separate TTL square wave output. Plus high- and low-level main outputs.

An applied DC Voltage at the Sweep input can shift the 2001's frequency: or sweep up to 100: 1 with an AC signal.


A pushbutton activates the DC Offset control, which shifts the output waveform up or down on command.

**For value for money the 2001 sweeps the rest off the board.**

For immediate action — The G.S.C. 24 hour, 5 day a week service  
Tel: (0799) 21682 and give us your Access, American Express, Barclaycard number and your order will be in the post immediately or just clip out the coupon.

\*price excluding P&P and 15% VAT

**GLOBAL SPECIALTIES CORPORATION**



G.S.C. (U.K.) Limited, Dept. 5HH  
Unit 1, Shire Hill Industrial Estate,  
Saffron Walden, Essex CB11 3AQ  
Tel: Saffron Walden (0799) 21682 Telex: 817477

Global Specialties Corporation (UK) Limited Dept. 5HH  
Unit 1, Shire Hill Industrial Estate, Saffron Walden, Essex CB11 3AQ

Model 2001 Sweepable  
Function Generator

£91.42. (inc. P&P  
and 15% VAT)

Qty  
Reqd.

For FREE catalogue  
tick box

Name ..... Address .....

I enclose PO/Cheque for £..... or debit my  
Barclaycard/Access/American Express No ..... exp date .....

# New! Sinclair ZX81 Personal Computer.

## Kit: £49.<sup>95</sup> complete

Reach advanced  
computer comprehension  
in a few absorbing hours

**Built:**  
**£69.<sup>95</sup>**  
complete

1980 saw a genuine breakthrough – the Sinclair ZX80, world's first complete personal computer for under £100. At £99.95, the ZX80 offered a specification unchallenged at the price.

Over 50,000 were sold, and the ZX80 won virtually universal praise from computer professionals.

Now the Sinclair lead is increased: for just £69.95, the new Sinclair ZX81 offers even more advanced computer facilities at an even lower price. And the ZX81 kit means an even bigger saving. At £49.95 it costs almost 40% less than the ZX80 kit!

### Lower price: higher capability

With the ZX81, it's just as simple to teach yourself computing, but the ZX81 packs even greater working capability than the ZX80.

It uses the same micro-processor, but incorporates a new, more powerful 8K BASIC ROM – the 'trained intelligence' of the computer. This chip works in decimals, handles logs and trig, allows you to plot graphs, and builds up animated displays.

And the ZX81 incorporates other operation refinements – the facility to load and save named programs on cassette, for example, or to select a program off a cassette through the keyboard.

### Higher specification, lower price – how's it done?

Quite simply, by design. The ZX80 reduced the chips in a working computer from 40 or so, to 21. The ZX81 reduces the 21 to 4!

The secret lies in a totally new master chip. Designed by Sinclair and custom-built in Britain, this unique chip replaces 18 chips from the ZX80!

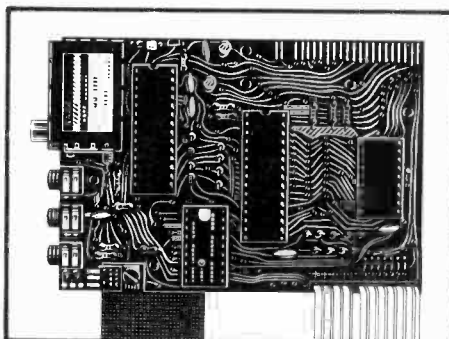
*Proven micro-processor, new 8K BASIC ROM, RAM – and unique new master chip.*



### Kit or built – it's up to you!

The picture shows dramatically how easy the ZX81 kit is to build: just four chips to assemble (plus, of course the other discrete components) – a few hours' work with a fine-tipped soldering iron. And you may already have a suitable mains adaptor – 600 mA at 9 V DC nominal unregulated (supplied with built version).

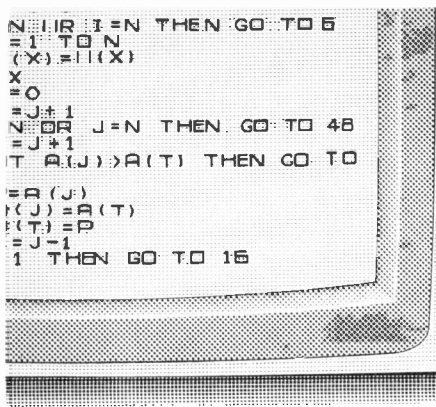
Kit and built versions come complete with all leads to connect to your TV (colour or black and white) and cassette recorder.



### New Sinclair teach-yourself BASIC manual

Every ZX81 comes with a comprehensive, specially-written manual – a complete course in BASIC programming, from first principles to complex programs. You need no prior knowledge – children from 12 upwards soon become familiar with computer operation.






# If you own a Sinclair ZX80...

The new 8K BASIC ROM used in the Sinclair ZX81 is available to ZX80 owners as a drop-in replacement chip. (Complete with new keyboard template and operating manual.)

With the exception of animated graphics, all the advanced features of the ZX81 are now available on your ZX80 – including the ability to drive the Sinclair ZX Printer.

# Coming soon – the ZX Printer.

Designed exclusively for use with the ZX81 (and ZX80 with 8K BASIC ROM), the printer offers full alphanumeric across 32 columns, and highly sophisticated graphics. Special features include COPY, which prints out exactly what is on the whole TV screen without the need for further instructions. The ZX Printer will be available in Summer 1981, at around £50 – watch this space!



# 16K-BYTE RAM pack for massive add-on memory.

Designed as a complete module to fit your Sinclair ZX80 or ZX81, the RAM pack simply plugs into the existing expansion port at the rear of the computer to multiply your data/program storage by 16!

Use it for long and complex programs or as a personal database. Yet it costs as little as half the price of competitive additional memory.



### How to order your ZX81

BY PHONE – Access or Barclaycard holders can call 01-200 0200 for personal attention 24 hours a day, every day.  
 BY FREEPOST – use the no-stamp-needed coupon below. You can pay by cheque, postal order, Access or Barclaycard.  
 EITHER WAY – please allow up to 28 days for delivery. And there's a 14-day money-back option, of course. We want you to be satisfied beyond doubt – and we have no doubt that you will be.

### New, improved specification

- Z80A micro-processor – new faster version of the famous Z80 chip, widely recognised as the best ever made.
- Unique 'one-touch' key word entry: the ZX81 eliminates a great deal of tiresome typing. Key words (RUN, LIST, PRINT, etc.) have their own single-key entry.
- Unique syntax-check and report codes identify programming errors immediately.
- Full range of mathematical and scientific functions accurate to eight decimal places.
- Graph-drawing and animated-display facilities.
- Multi-dimensional string and numerical arrays.
- Up to 26 FOR/NEXT loops.
- Randomise function – useful for games as well as serious applications.
- Cassette LOAD and SAVE with named programs.
- 1K-byte RAM expandable to 16K bytes with Sinclair RAM pack.
- Able to drive the new Sinclair printer (not available yet – but coming soon!)
- Advanced 4-chip design: micro-processor, ROM, RAM, plus master chip – unique, custom-built chip replacing 18 ZX80 chips.

To: Sinclair Research Ltd, FREEPOST 7, Cambridge, CB2 1YY.

				Order	
Qty	Item	Code	Item price £	Total £	
	Sinclair ZX81 Personal Computer kit(s). Price includes ZX81 BASIC manual, excludes mains adaptor.	12	49.95		
	Ready-assembled Sinclair ZX81 Personal Computer(s). Price includes ZX81 BASIC manual and mains adaptor.	11	69.95		
	Mains Adaptor(s) (600 mA at 9 V DC nominal unregulated).	10	8.95		
	16K-BYTE RAM pack(s).	18	49.95		
	8K BASIC ROM to fit ZX80.	17	19.95		
	Post and Packing.				2.95
				<b>TOTAL £</b> _____	

Please tick if you require a VAT receipt

\*I enclose a cheque/postal order payable to Sinclair Research Ltd, for £ \_\_\_\_\_

\*Please charge to my Access/Barclaycard account no. \_\_\_\_\_

\*Please delete/complete as applicable. \_\_\_\_\_ Please print.

Name: Mr/Mrs/Miss \_\_\_\_\_

Address \_\_\_\_\_

FREEPOST – no stamp needed.

PRE06

# Sinclair ZX81

**Sinclair Research Ltd,**  
 6 Kings Parade, Cambridge, Cambs.,  
 CB2 1SN. Tel: 0276 66104.  
 Reg. no: 214 4630 00

# ALCON

CONTINUE THEIR SPECIAL OFFER

## mini 20

20k  $\Omega$ /V d.c. 6.6k $\Omega$ /V a.c.

# multimeter

only £19.50  
INCLUSIVE OF POST  
PACKAGE V.A.T.



The Mini 20 is an ideal instrument for the constructor. This special offer is a wonderful opportunity to acquire an essential piece of test gear with a saving of nearly £10 on the normal retail price. The 26 ranges cover all likely requirements. Operation is straight-forward, just turn the selection switch to the required range.

### RANGES:

- d.c.V: 100mV, 1V, 10V, 30V, 100V, 300V, 1000V.
- a.c.V: 10V, 30V, 100V, 300V, 1000V.
- d.c.I: 50 $\mu$ A, 1mA, 10mA, 100mA, 1A, 3A.
- a.c.I: 3mA, 30mA, 300mA, 3A.
- Ohms: 0-1k $\Omega$ , 10k $\Omega$ , 100k $\Omega$ , 1M $\Omega$ .

**Movement protected by internal diode and fuse.**  
The instrument is supplied complete with case, leads and instructions.

For details of this and the many other exciting instruments in the Alcon range, including multimeters, component measuring and electronic instruments please write or telephone:

**ALCON** Instruments Ltd.

19 MULBERRY WALK · LONDON SW3 6DZ · TEL: 01-352 1897 · TELEX: 918867

### 3 CHANNEL SOUND/LIGHT CHASER


LB31000SLC £32.70



A high performance sound to light system which automatically switches to a chase when the music ceases. Super sensitive with an anti interference circuit, the unit will operate from practically any amp and control up to 1,000W/channel. 5Hz to 70K Controls: bass/mid/treble/master sensitivity/chase speed.

### STEREO DISCO MIXER/PREAMP LBPA3

M - Magnetic  
C - Ceramic



£33.70

Magnetic or ceramic deck versions - please state

All the requirements of a stereo disco preamp on one board. Left and right deck mixers/tone controls/mic. mixer/tones/mic. auto fade over decks and P.F.L. The unit can be used with either LB100/150/250.

Full set of pots — £8.63

### 3 CHANNEL SOUND/LIGHT

LB31000SL £22.70



All the advantages of the SLC without chase. Controls: bass/mid/treble/master sensitivity

### LBPA2

£17.20

A four channel mixer and tone stage for mics, guitars, etc. Can be used with any LB amp. Set of pots £2.74.


### LBPA1

£19.50

A stereo hi-fi preamp and tone stage for mag. p.u./tape/tuner, etc. Set of pots £3.27.

### 3-WAY ACTIVE CROSSOVER LBAC01

£17.90



LBPSU1

£7.20




Bass/mid/treble active crossover with stage booster! Available with crossover points of 200 or 300Hz, and 2K or 3KHz (please specify) LBPSU1 supply for LBAC01. (1 or 2).

### POWER AMPLIFIERS

Tough dealing power amps for use in sound systems. Open/short circuit protection and fused. Heavy gauge heat sinks and rugged o/p devices (all operate down to 4 ohms)

### 4 CHANNEL SEQUENCER

LB41000LS £19.20



A 4 channel sequence generator for banks of lamps up to 1,000W per channel. Two speed controls, cross effect to provide settings between seconds and rapid burst.

25W R.M.S.	110W R.M.S.	160W R.M.S.	270W R.M.S.
20Hz to 80K	5Hz to 25K	5Hz to 25K	5Hz to 25K
0.07% THD	0.1% THD	0.1% THD	0.1% THD
960B S/N	1100B S/N	1100B S/N	1100B S/N
LB25	LB100	LB150	LB250
£11.20	£19.70	£29.20	£43.50

Note all models are available with either 500mV or 775mV sensitivity. Please state when ordering




LBRLD1

£6.20

A de-thump unit for use with any LB power amps.

### 1 AND 3 CHANNEL DIMMERS

LB31000LD £16.20



Single channel version  
LB11000LD £7.20

Power dimmer units for theatre/stage applications up to 1,000W per channel, with on board suppressing. The unit is also available without rotary pots for use with sliders —

LB31000LD (no pots) £15.00 Sliders 75p each

### POWER AMP SUPPLIES

LB25PS	LB100PS	LB150PS	LB250PS
£11.20	£16.20	£19.00	£26.50
PIP £1.70	PIP £1.40	PIP £1.40	PIP £1.70

### FOR GUITARS, P.A. AND DISCO



### PIEZO HDRNS

£5.75

PP 50p

### CELESTION LOUDSPEAKERS (ALL STANDARD CONE 8 OHMS)

G19 50 (110 inch 50W)	G12-85 (112 inch 85W)	G12-100 (112 inch 100W)	G15 100 (115 inch 100W) Cambric Edge
£14.70	£20.70	£26.45	£36.45
PIP £1.70	PIP £1.70	PIP £1.70	PIP £2.00

### NEW - MINI MODULES - NEW

Ingenuously designed mini pre-amplifier 'building blocks' for use in music and P.A. applications. You choose the type and number of units you require for your particular system and mount each module via its control direct onto your panel

- LBMM1 Pre-amp for mics, guitars etc
- LBMM2 Mixer for up to 6 LBMM1/2/3/4/5
- LBMM3 Bass/boost/cut for either LBMM1/2/3/4/5
- LBMM4 Mid-boost/cut for either LBMM1/2/3/4/5
- LBMM5 Treble boost/cut for either LBMM1/2/3/4/5
- LBPSU1 + 15V regulated for up to 50 modules
- LBPSU + 15V regulated for up to 10 modules
- MM1 £4.50; MM2 £5.20; MM3 £5.70; MM4 £5.70; MM5 £6.70; PSU1 £7.20; PSU £14.50.

Discount on MM1/2/3/4/5 10 to 24 - 20%, 25+ - 30%

### ROPE LIGHTS/DRIVER

LB41000LC-S £24.20



4 colour

ROPES

(6 metre)

£36.50

(8 metre)

£45.40

A four channel chaser up to 1,000W per channel, with a sound trigger facility. The music input signal modulates the speed of the chase giving an excellent sound/light effect. The unit will control up to 10 ropes with chase speed and trigger level control

### L & B ELECTRONIC MODULES

PROFESSIONAL ENGINEERING BY PROFESSIONALS

45 Wortley Road, West Croydon, Surrey  
CR0 3EB. Tel. 01-889 4138

Each module is manufactured from the highest quality components, fully tested, supplied with a connection and circuit diagram and guaranteed for twelve months

All prices shown are VAT inclusive. Please include 50p post/packing except where individually stated. To mail order send cheque/P.O./registered cash or Access number. C.O.D. service £1 extra. For our catalogue/specifications send 50p.

PLEASE NOTE THIS COMPANY HAS NO CONNECTION WITH LB ELECTRONICS OF HILLINGDON





# HIGH POWER MODULE KITS

**125 WATT MODEL £10.50** plus £1.15 p&p (Illustrated)  
**200 WATT MODEL £14.95** plus £1.15 p&p

## SPECIFICATIONS

Max. Output power 125 watt RMS  
 Operating voltage (DC) 50-80 Max.  
 Loads 4-16 ohms  
 Frequency response measured at 100 watts 25Hz-20KHz  
 Sensitivity for 100 watts 400mV @ 47K  
 Typical T.H.D. @ 50 watts 4 ohm load 0.1%  
 Dimensions 205 x 90 and 190 x 36 mm

The P.E. power amp kit is a module for high power applications—disco units, guitar amplifiers, public address systems and even high power domestic systems. The unit is protected against short circuiting of the load and is safe in an open circuit condition. A large safety margin exists by use of generously rated components, result, a high powered rugged unit. The PC Board is backprinted, etched and ready to drill for ease of construction, and the

aluminium chassis is preformed and ready to use. Supplied with all parts, circuit diagrams and instructions.

## ACCESSORIES

Suitable LS coupling electrolytic for 125W model **£1.00** plus 25p p&p.  
 Suitable LS coupling electrolytic for 200W model **£1.25** plus 25p p&p.  
 Suitable Mains Power Supply Unit for 125W model **£7.50** plus £3.15 p&p.  
 Suitable Twin Transformer Power Supply for 200W model **£13.95** plus £4.00 p&p.

## PRACTICAL ELECTRONICS CAR RADIO KIT (Constructors pack 7)



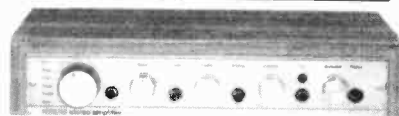
**2 WAVE BAND MW LW**  
 \* Easy to build \* 5 push button tuning  
 \* Modern styling design \* All new unused components  
 \* 6 watt output \* Ready etched & punched P.C.B.  
 \* Incorporates suppression circuits \* Now with tape input socket

All the electronic components to build the radio, you supply only the wire and solder as featured in the Practical Electronics March issue. Features Pre-set tuning with live push button options, black illuminated tuning scale, with matching rotary control knobs, one, combining on/off volume and tone control, the other for manual tuning, each set on wood simulated fascia.

The P.E. Traveller has a 6 watts output, neg ground and incorporates an integrated circuit output stage, a Mullard IF module LP1181 ceramic filter type, pre-aligned and assembled and a Bird pre-aligned push button tuning unit. The radio fits easily in or under dashboards

Complete with instructions **£10.50** plus £2.00 p&p

**CONSTRUCTORS PACK 7A** plus £2.00 p&p  
 Suitable stainless steel fully retractable locking aerial and speaker (approx 6" x 4") is available as a kit complete **£1.95** p&p £1.15



## 30 + 30 WATT STEREO AMPLIFIER BUILT AND TESTED


Viscount IV unit in teak simulate cabinet silver finished rotary controls and pushbuttons with matching fascia, red mains indicator and stereo jack socket. Functions switch for mic magnetic and crystal pickups, tape and auxiliary. Rear panel features fuse holder, DIN speaker and input socket 30 + 30 watts. RMS 60 + 60 watts peak for use with 4 to 8 ohm speakers. Size 14 1/4" x 10" approx.

**READY TO PLAY £32.90** plus £3.80 p&p

## HI FI STEREO AMPLIFIER MODULES



- Mullard LP1183 built preamplifier suitable for ceramic and auxiliary inputs. **£1.95** plus 70p p&p.
- Mullard LP1184 built preamplifier suitable for magnetic/ceramic and auxiliary inputs. **£4.95** plus 80p p&p.
- Matching I.C. 10 + 10 Stereo Power amplifier kit. **£3.95** plus £1.15 p&p.
- Matching power supply kit with transformer. **£3.00** plus £1.96 p&p.
- Matching set of 4 slider controls complete with knobs for bass, treble and volumes. **£1.70** plus 80p p&p.
- Complete with application notes.



## 10+10 WATT STEREO AMPLIFIER KIT

**£14.95** plus £2.90 p&p

- Featuring latest SGS/ATES TOA 2006 10 watt output I.C.'s with in-built thermal and short circuit protection.
- Mullard Stereo Preamplifier module.
- Attractive black vinyl finish cabinet. Size 9" x 8 1/2" x 3 1/4" approx.
- Converts to a 20 watt Disco amplifier.

To complete you just supply connecting wire and solder. Features include din input sockets for ceramic cartridge, microphone, tape or tuner. Outputs—tape, speakers and headphones. By the press of a button it transforms into a 20 watt mono disc amplifier with twin deck mixing. The kit incorporates a Mullard LP1183 pre-amp module, plus power amplifier assembly kit and mains power supply. Also featured 4 slider level controls, rotary bass and treble controls and 6 push button switches. Silver finish fascia panel with matching knobs and contrasting ready made black vinyl finish cabinet and ready made metal work. For further information instructions are available price 50p. Free with kit.

## SPECIFICATIONS

Suitable for 4 to 8 ohm speakers  
 Frequency response 40Hz — 20KHz  
 P.U. 150mV Aux. 200mV Mic. 1.5mV  
 Input Sensitivity Bass ± 12db @ 60Hz  
 Tone controls Treble ± 12db @ 10KHz  
 Distortion 1% typically @ 4 watts  
 Mains supply 220-250 volts 50Hz

**BSR** chassis record deck with manual set down and return, complete with stereo ceramic cartridge. **£8.50** plus £3.15 p&p when purchased with amplifier. Available separately **£10.50** plus £3.16 p&p



**8" SPEAKER KIT** 2 8" approx. twin cone domestic use speakers. **£4.75** per stereo pair plus **£1.70** p&p when purchased with amplifier. Available separately **£6.75** plus **£1.70** p&p.

## STEREO MAGNETIC PRE-AMP CONVERSION KIT.

All components including P.C.B. to convert your ceramic input on the 10+10 amp to magnetic. **£2.00** when purchased with kit featured above. **£4.00** separately inc. p&p.

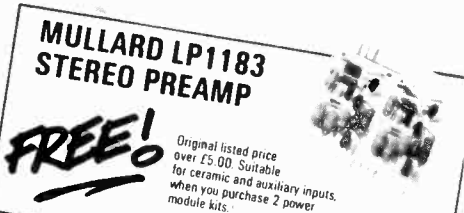
# RTVC

323 EDGWARE ROAD, LONDON W2  
 21 B HIGH STREET, ACTON W3 6NG

ACTON: Mail Order only. No callers  
**ALL PRICES INCLUDE VAT AT 15%**  
 All items subject to availability. Price correct at 1/4/81 and subject to change without notice.


For further information send for instructions 20p plus stamped addressed envelope.

**NOTE:** Goods despatched to mainland and N. Ireland only. Persons under 16 years not served without parent's authorisation. RTVC LTD. reserve the right to alter, update or improve their products without notice.



## MULLARD LP1183 STEREO PREAMP

**FREE!** Original listed price over £5.00. Suitable for ceramic and auxiliary inputs, when you purchase 2 power module kits.



## STEREO DISCO PREAMPLIFIER

Matching above modules, suitable for twin deck mixing with P.F.L. output and Mic/Tape input. Ready built, ready to play with circuit diagram and application notes to suit our power module kits. **£21.95** plus £1.72 p&p

## 100 WATT MONO DISCO AMPLIFIER

Brushed aluminium fascia and rotary controls. Size approx 14" x 4" x 10 1/4". Five vertical slide controls, master volume, tape level, mic level, deck level, PLUS INTER DECK FADER for perfect graduated change from record deck No. 1 to No. 2, or vice versa. Pre fade level controls (PRL) lets YOU hear next disc before fading it in. VU meter monitors output level. Output 100 watts RMS 200 watts peak. **£76.00** plus £4.60 p&p



## 50 WATT MONO DISCO AMPLIFIER

Size approx 13 1/4" x 5 1/4" x 6 1/4". 50 watts rms. 100 watts peak output. Big features include two disc inputs, both for ceramic cartridges, tape input and microphone input. Level mixing controls fitted with integral push-pull switches. Independent bass and treble controls and master volume. **£30.60** plus £3.68 p&p



**BSR** Manual single play record deck with auto return and cueing lever. Fitted with stereo ceramic cartridge 2 speeds with 45 rpm spindle adaptor ideally suited for home or disco use. **£12.25** OUR PRICE plus £3.16 p&p. Size approx 13" x 11"



## PHILLIPS RECORD PLAYER DECK GC037

Size approx 15 1/4" x 12 1/4". Hi Fi record player deck, 2 speed, damped cueing, auto shut-off, belt drive with floating sub chassis to minimise acoustic feedback. Complete with GP401 stereo magnetic cartridge—LIMITED STOCK. **UNBEATABLE OFFER AT £27.50** complete plus £3.16 p&p



## JAPAN — 10 YEARS AHEAD

**N**O the Japanese are not 10 years ahead in technology; we're talking about how they see their electronics industry in the next 10 years with regard to prospects, technological development and product demand — not a bad thing to investigate with most of the world in the midst of an economic depression. A 626 page report by the Japanese Electronic Industry Development Association has been published by the Fuji Corporation and is available at a cost of \$400. We have seen a summary of it which makes interesting reading for anyone concerned with electronic technology in the UK and the rest of the world.

Having analysed the present aspects and trends the report provides a proposition of seven points for the future direction of the electronics industry in Japan. It is these seven points that show the way ahead, not only for Japan but for the rest of us.

They are: technological results are producing great ripple effects on other industries and form the core of innovations that will push the Japanese in-

dustrial structure to further heights. Consequently, the importance of the electronic industry should be recognised and efforts for its development undertaken.

In the 1980s, a time when low economic growth, resource conservation and energy-saving are taking hold, efforts will need to be redoubled to firmly establish the electronic industry's position as a key industry of Japan by fully utilising the special characteristics of the industry and at the same time to accelerate technological development.

While industry efforts will need to be channelled in basic research and development, there is an urgent need at national level for a clarification of research and development guidelines, appropriate financing and tax relief measures, systemising of the research and development programs, and furthering of co-operative and assistance arrangements.

From an international perspective, there will need to be a promotion of foreign trade activities, capital investment, industrial penetration into over-

seas markets, and technological transfer. It is imperative that efforts be made to respect the position of each foreign country and work out rules for mutual reconciliation.

Since the importance of software within the computer industry will continue to rapidly increase in the future along with the upgrading of hardware, efforts will need to be made to put software production on a more efficient basis.

For the private enterprises, there is an urgent need for in-company technical training, training for jobs in other fields and retraining for improving present skills.

In connection with the development of technology application, there is a need to undertake assessment in the practical application of technological development, and to eliminate any negative aspects that arise.

If the Japanese implement these suggestions and we simply sit back, where will we be in 10 years?

*Mike Kenward*

## EDITOR

**Mike Kenward**

**Gordon Godbold** ASSISTANT EDITOR

**Mike Abbott** TECHNICAL EDITOR

**David Shortland** PROJECTS EDITOR

**Jasper Scott** PRODUCTION EDITOR

**Jack Pountney** ART EDITOR

**Keith Woodruff** ASSISTANT ART EDITOR

**John Pickering** SEN. TECH. ILLUSTRATOR

**Isabelle Greenaway** TECH. ILLUSTRATOR

**Colette McKenzie** SECRETARY

## ADVERTISEMENT MANAGER

SECRETARY  
AD. SALES EXEC.  
CLASSIFIED MANAGER

**D. W. B. Tilleard** } 01-261 6676  
**Christine Pocknell** }  
**Alfred Tonge** 01-261 6819  
**Colin Brown** 01-261 5762

*Editorial Offices:*  
Practical Electronics,  
Westover House,  
West Quay Road, Poole,  
Dorset BH15 1JG  
Phone: *Editorial* Poole 71191

**We regret that lengthy technical enquiries cannot be answered over the telephone (see below).**

*Advertising Offices:*  
Practical Electronics Advertisements,  
King's Reach Tower,  
King's Reach, Stamford Street, SE1 9LS  
Telex: 915748 MAGDIV-G

**Make Up/Copy Dept.: 01-261 6601**

### Technical Queries

We are unable to offer any advice on the use or purchase of commercial equipment or the incorporation or modification of designs published in Practical Electronics.

All letters requiring a reply should be accompanied by a stamped, self addressed envelope and each letter should relate to **one published project only.**

Components and p.c.b.s are usually available from advertisers; where we anticipate difficulties a source will be suggested.

### Back Numbers

Copies of some of our recent issues are available from: Post Sales Department (Practical Electronics), IPC Magazines Ltd., Lavington House, 25 Lavington Street, London SE1 0PF, at 95p each including Inland/Overseas p&p.

### Binders

Binders for PE are available from the same address as back numbers at £4.30 each to UK or overseas addresses, including

postage and packing, and VAT where appropriate. Orders should state the year and volume required.

### Subscriptions

Copies of PE are available by post, inland or overseas, for £11.80 per 12 issues, from: Practical Electronics, Subscription Department, Oakfield House, Perrymount Road, Haywards Heath, West Sussex RH16 3DH. Cheques and postal orders should be made payable to IPC Magazines Limited.

Edited by David Shortland  
& Jasper Scott

## VIDEODISCS set for take off

The video market, which has continued to expand with the sale of video recorders increasing despite the recession will be further strengthened in the coming year with the introduction of video disc systems.

These systems are designed to playback pre-recorded programs stored on discs, with typical playback times of two hours.

Three companies are planning videodisc launches with Philips leading the way later this year with their LaserVision system followed by Thorn and RCA in 1982. The RCA Selecta Vision system launched recently in the USA amid a \$20 million advertising campaign uses Capacitive Electronic Disc (CED) technology which combines a diamond micro-stylus with a conductive grooved disc. The Philips Laservision is an optical system which uses a light beam instead of a stylus to read the disc, whilst the Thorn system developed by JVC also uses the CED system but with smooth discs which enables the stylus to be easily moved across the disc. The pick-up head also includes an automatic tracking signal which ensures the head is correctly aligned on the disc during playback.

Once again as with VCR systems, these three disc systems are not compatible.

## Fibre Optic TV

Strands of glass fibre, no thicker than a human hair, will be relaying television and radio programmes to 18 households in Milton Keynes by the end of this year.

The rental houses, at Oldbrook 1 near the city centre, have been chosen by British Telecom for their first public trials of transmitting TV programmes by fibre optic cable. A single fibre optic cable can carry as much information as a copper co-ax cable but is physically smaller.

Electrical signals, converted into pulses of light, will be carried over one optical fibre cable from the receiving station at Linford Wood to a distribution point near the houses.

From that point, smaller optical fibre cables will be laid to each house where the signals will be converted back into an electrical form suitable for reception on ordinary TV sets and radios.

The trial will be monitored by British Telecom for at least one year and there will be no additional costs involved for either the Milton Keynes Development Corporation or the residents.

## BIRD BARGAIN

A car radio/cassette listed by Bird Audio in January 1980 at £180 plus VAT is now available for just £65.95 including VAT. The radio/cassette is the 8020 Combination Unit MW/VHF stereo radio and stereo cassette player with automatic eject. The radio has a digital frequency readout with pushbutton two level (local or distant stations) autosearch in either direction or manual tuning with single memory. The unit also incorporates a 24 hour digital clock with continuous display at ignition on or 15 second selectable display while the radio is on. The set employs the patented Philips/IAC interference suppression circuitry, has a mono/stereo reception switch, interstation muting and boasts 7 watts per channel output.

Other features include MW/VHF and stereo indicators, tone, balance and volume controls, clock set buttons and locking fast forward and rewind cassette switch. The output stages are neatly housed in a separate black steel enclosure. The set comes with inter-connecting leads and full installation instructions. One of the most comprehensive units around and not to be missed at this price. Limited quantities available to callers only (not mail order) from RT-VC, 323 Edgware Road, London W2.

Also available is the 7300 combination unit—basically the same without the digital clock and frequency readout, but including LW and I.e.d. station indicator. Previously listed by Birds at £156 plus VAT, now £53.95 inclusive from RT-VC, again limited quantities to callers only.

## COMPONENT CATALOGUE

T&J Electronic Components, who specialise in Mail-Order, have recently published their latest catalogue, which is packed with electronic components and accessories. It is available to readers at a price of 45p, including postage.

T&J Electronic Components, 98 Burrow Road, Chigwell, Essex. (01-500 7073)





# MARKET PLACE

Items mentioned are available through normal retail outlets unless otherwise specified. Prices correct at time of going to press.

## NIGHT OWL




Night Owl is a radar controlled courtesy light and intruder detector which can protect an egg shaped area with a forward range of 100 feet.

When the radar system detects a moving vehicle or person the house lights are automatically turned on. These lights stay on for an adjustable time period after the last movement has ceased. However if further movement is detected the lights will come back on. The unit is programmed to accept only continuous movements, an anti-flutter system rejects momentary and oscillatory movements (i.e., doors, curtains, trees etc.).

The detection range is adjustable from 6 to 100 feet and the light duration can be set from  $\frac{1}{2}$  to 10 minutes. (If an audible alarm or extra light is required an extra set of contacts are built into the unit).

The unit which is priced at £150 is available from Loadpoint Ltd., Chelworth Industrial Estate, Cricklade, Swindon, Wilts.



## SONY BETASTACK

The latest addition of Sony's range of high-quality video equipment is the Betastack — a video cassette autochanger which was recently introduced to the public at the Home Video Show.

The Betastack enables the Sony C7 video recorder to provide up to 13 hours of unattended recording. Because the C7/Betastack combination can be programmed to automatically record up to four TV programmes onto four separate cassettes of appropriate length, the user can conveniently record over tape no longer required yet save those programmes he wishes to see again. This added convenience also helps ensure the most cost-effective use of video tape.

The Betastack can be fitted to the C7 recorder by a Sony dealer (though some early machines may require minor adaptation), and new purchasers of the C7 recorder will be able to obtain the advantages of Betastack already fitted for £129.00. Supply and fitting to existing owners' C7 recorders will cost under £150.


## CHIP SHOP KITS...

An entirely new range of practical, easy-to-solder electronic kits, all retailing at £5.00 or less, will soon be available from High Street hobby shops. Called Chip Shop Kits, there are over 20 different electronic projects in the range, which have been specifically designed to introduce teenagers or adults to the world of electronics.

Each Chip Shop Kit contains all the components necessary to build the project described. All that is needed is a soldering iron and a 9 volt battery to power the circuit. Step-by-step instructions on construction are included in the box together with detailed educational notes about the individual circuit and advice about soldering techniques, with particular reference to safety precautions. All components are guaranteed. Projects currently available include a burglar alarm, electronic organ, lie detector, two transistor radio and a soldering iron.

Electroni-Kit Ltd., Rectory Court, Chalvington, Hailsham, East Sussex. (032 183 579).

## NEW HAMEG 'SCOPE



The HM307 from Hameg is a lightweight single trace scope which has been designed for both the service technician and the advanced hobbyist. A principle feature of the MH307 is its' built-in component tester. This allows both passive and active components to be tested while still in circuit. Operation of the component tester is activated by push-button and during the test operation it is not necessary to change the oscilloscope settings.

If the component under test has a very high resistance or is open circuit, then the display is in the form of an almost horizontal line and a short circuit across the test terminals results in a vertical line. Medium resistances are indicated by a diagonal line on the screen.

Capacitors and inductors exhibit a phase differential between X and Y deflections giving an elliptical display. Because of the low frequency of the test signal (50MHz) only relatively large capacitors and inductors will exhibit this phase difference: capacitors between 10nF and 100µF.

The HM307 is priced at £138 plus VAT and p&p. Hameg Ltd., 74-78 Collingdon Street, Luton, Beds (0582 413174).

## OK SOURCE



OK Machine & Tool's new battery charger will charge three different sizes of Ni-Cad battery—HP7, U11 and U2. Two or four batteries can be charged at a time, and any pair of same-sized batteries can be fitted in one section, with another pair of different sized batteries in the other section. Charging times range from 10 to 16 hours.

Another new product from OK is their Economy PCB Repair Kit, which they claim will pay for itself very quickly—after a few 'on the spot' salvage jobs. The kit includes master frames with tracks and fingers, eyelets and eyelet setting tools.

The Ni-Cad Battery Charger is priced at £11.38, and the Economy PCB Repair Kit at £46.80. Both prices are exclusive of VAT and p&p.

OK Machine & Tool (UK) Ltd, Dutton Lane, Eastleigh, Hants. (0703 610944).

## POINTS ARISING . . .

*DP200 MULTIMETER (May '81)*

Please note: The price given for the complete kit of parts for the DP200 excludes the price of the case and LE-DPM200 panel meter.

*MASTER RHYTHM (Jan '81)*

In Fig. 7 C53 should connect to R49/59/69/79. The p.c.b. and overlay are correct.

*MICROTUNE (Dec. '80 & Jan. '81)*


R19 should be 220k. R42 should be 10k and R43 should be 10k.

The second R42 shown on the circuit diagram as a 2k2 and missing on the component overlay, is unnecessary. This component may be ignored. R44 should be 220k. Resistors which appear in the components list only, may be ignored.

*GRAPH DISPLAY UNIT (March '81)*

The capacitor C4 should connect from pin 6 to pins 1/2. C3 from 3 to 4/5.

## LIGHTING-UP



West Hyde Developments, who are well known for their 'Bocon' range of cases, have now introduced a wide range of l.e.d.s manufactured by the German company Mentor.

The l.e.d.s are available in sizes of either 3mm or 5mm diameter, with a choice of four colours. There is also a choice of concave or convex reflectors finished in chrome or black.

In addition to this standard range, there is also a range of flashing variants with built-in circuitry. At the top of this range is an l.e.d. which provides either a continuous green or flashing red light.

For further details contact West Hyde Developments Ltd, Unit 9, Park Street Industrial Estate, Aylesbury, Bucks. (0296 20441).


# MARKET PLACE

## Home Office in trouble with ASA

The Home Office has been in trouble with the Advertising Standards Authority who received a complaint concerning the national TV licence campaign. The complaint centred around the statement in the advertisement, 'If you own a TV set, you're actually required by law to own a licence', which is incorrect.

If you only use your TV for showing pre-recorded video programmes or for playing video games, then you're not required by law to own a licence. The Home Office gave an undertaking to clarify the legal situation in future advertisements.

## PCB PINNING TOOL



*A new hand tool has been developed for the quick and easy insertion of strip form track pins which enable double sided p.c.b.s. to be interconnected without the need for plated through holes.*

*The new tool feeds out the strip form track pins, exposing them one at a time so they are ready to be located in the p.c.b. hole. When the pin has been located correctly, it is broken off the strip, leaving it in place in the hole, ready for soldering. At the press of a button, the tool exposes another pin and the process is repeated in the next hole to be connected through.*

*Apart from making the pin insertion process a lot quicker and easier, the new tool also ensures consistent insertion of the pin. Until now, the normal method of using the pins in strip form has been by holding the strip in the fingers. Another advantage of the new method is that the pins are kept clean during assembly prior to soldering.*

*The price of the tool is £25 excluding VAT and p&p, and it is available from Harwin Engineers, Fitzherbert Road, Farlington, Portsmouth, Hants. (0705 370451).*

## Countdown . . .

Entertainment postponed.

**Welsh Amateur Mobile Rally** May 10. Barry Memorial Hall. **C**

**Defence Components Expo** May 12-14. Metropole, Brighton. **I**

**East Suffolk Wireless Revival** May 24. Civil Service Sports Association, Sports Ground, Straight Road, Ipswich. **V1**

**Hobby Electronics** May 29-31. Bristol Exhibition Centre. **B7**

**Scotelex** June 2-4. Royal Highland Exhibition Hall, Ingliston, Edinburgh. **A1**

**Semlab** June 2-5. Grand Hall, Olympia, London. **I**

**Electronic Hotel** June 3-4. West Centre Hotel, Fulham, London. **Z1**

**Videotext** June 4. Europa Hotel, London W1. **Z1**

**Transducer/Tempon** June 9-11. Wembley Conf. Centre, London. **T**

**Components** June 9-12. Earls Court, London. **I**

**Pet Computer Show** June 18-20. West Centre Hotel, London. **B8**

**Compec North** June 23-25. Belle Vue Hotel, Manchester. **Z1**

**International Word Processing Exhibition & Conf.** June 23-26. Wembley Conf. Centre, London. **Z**

**BEX Salisbury** June 24-25. City Hall. **K**

**Leeds Electronics Show** June 30-July 2. University of Leeds. **E**

**Nat. Education & Training** (Exhibition & Conf.) July 2-4. NEC, Birmingham. **B2**

**BEX Portsmouth** July 15-16. Centre Hotel. **K**

**BAEC Amateur Electronics Exhibition** July 18-26. The Shelter Penarth Esplanade, S. Glam. **B9**

**Microcomputer Show** (and seminars) July 29-31. Wembley Conf. Centre. **O**

**Solar Energy Exhibition** August 23-28. Brighton. **M**

**Harrogate Int. Fest. of Sound** August 15-18. Royal Hall Exhibition Centre & Hotels. **X**

**BEX Cardiff** September 3-4. Centre Hotel. **K**

**Business & Light Aviation** September 3-5. Cranfield Airport. **Z1**

**Microprocessor Workshop** September 7-8. University of Liverpool. **D**

**Laboratory** September 8-10. Grosvenor House, Park Lane, London. **I**

**Personal Computer World Show** September 10-12. Cunard Hotel, London. **M**

**West of England Electronics Show** September 15-17. Bristol Exhibition Centre. **Q**

**Business Telecoms & Electronic Office** September 23-25. Royal Lancaster Hotel, London. **O**

**BEX Edinburgh** September 30-October 1. Assembly Rooms. **K**

**Viewdata** October 6-8. Wembley Conf. Centre, London. **O**

**BEX Bristol** October 14-15. Exhibition Centre. **K**

**C** Barry College of Further Education Radio Society. ☎ 0222 565656

**D** Brownlow Hill, PO Box 147, Liverpool L69 3BS

**E** Evan Steadman Communication Group, Saffron Walden. ☎ 0799 22612

**I** ITF, Solihull. ☎ 021-705 6707

**K** Douglas Temple Studios, Bournemouth. ☎ 0202 20533

**M** Montbuild Exhibitions, London. 01-486 1951

**O** Online Conferences, Northwood, Middx. ☎ 09274 28211

**Q** Exhibitions For Industry Ltd., East Oxted, Surrey. ☎ 0883 34371

**T** Trident, Tavistock ☎ 0822 4671

**V** SDL, Dublin. ☎ 763871

**X** Exhibition & Conf. Services, Harrogate. ☎ 0423 62677

**Z** BETA Exhibitions, London. ☎ 01-405 6233

**A1** Institute Of Electronics, 659 Oldham Road, Rochdale, Lancs. ☎ OL16 4PE

**L1** London World Trade Centre, Europe House. ☎ 01-488 2400

**V1** Jack Tothill, 76 Fircroft Road, Ipswich IP1 6PX.

**Z1** IPC Exhibitions, Sutton, Surrey. ☎ 01-643 8040

**A2** Hart Brown & Curtis, Piccadilly, London. ☎ 01-439 8556

**B2** Brintex, London. ☎ 01-637 2400

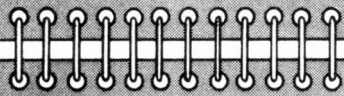
**B7** Modmags Ltd. ☎ 01-437 1002

**B8** Baroness Internation, London. ☎ 01-734 2907

**B9** British Amateur Electronics Club, Penarth. ☎ 0222 707813







# INDUSTRY NOTEBOOK

By Nexus



## Impotence

From the tremendous bickering over the economy, one fact has plainly emerged. The Chancellor, any chancellor for that matter, is virtually impotent. The best that can be hoped is to guide the economy. A chancellor cannot control it.

Even in a totalitarian state such as the USSR there are always factors beyond government control that push programmes off course. A disastrous harvest, for example, or people who prefer to drink vodka rather than work diligently.

In our own case the government, for social as well as political reasons, continued to pump massive additional resources into steel, shipbuilding, mining and the automotive industry. And this on top of failure to control the rest of the public sector expenditure, so that at mid-term in the Government's life it had actually increased, although for two years critics had constantly complained of cuts.

The barely concealed sniggers by opposition parties to Mrs Thatcher's surrender to the miners' demands and other financial calls from the nationalised industries, predictably turned to howls of rage when the bills came in on budget day.

The pre-budget queue of supplicants pleading their special causes was even larger this year. In the event, nobody was satisfied and there were loud cries of complete disaster. And so it is, after every budget, except that complete disaster never comes.

Of course exaggeration is part of the stock in trade of all politicians and the popular press. Fortunately, the fact that unemployment of qualified electrical and electronics engineers has almost tripled in the past year has escaped their notice. Imagine the headlines, the parliamentary questions! But don't get scared, the statement is virtually meaningless although true. The ac-

tual figures in percentage terms are an increase, according to the recent IEE Salary Survey, from 0.3 per cent to 0.8 per cent.

The same survey shows that public sector engineers are once again pulling ahead of their private sector colleagues in salary scales. The relative increases in 1980 were 27 per cent and 19 per cent respectively. At least in our profession, if not in others, public service employees are doing very nicely thank you.

Overall, the budget is not harmful to the electronics industry and in many ways is beneficial. The reduction in MLR and the decline in international value of sterling is helpful to everybody. More exciting is the encouragement of new businesses. Most of today's great entrepreneurs in the electronics industry originated in one or two people or a small team with bright ideas starting up on their own in quite a small way.

## Avionics

I often think the world would be a happier place if success was accorded the same publicity as failure. Instead of deploring our inability to build commercial ships cheaper than the Japanese or Koreans, we might spend a little time rejoicing in the success of the British avionics industry whose products sell world-wide, not least to America.

Few people realise that of the total cost of a modern military aircraft as much as 50 per cent and typically 40 per cent is in electronics. The figure is not all that much lower for civil airliners. If we add in all the ground components such as radar, instrument landing systems, and communications the immensity of the market becomes apparent and it is a market in which Britain has a first-class reputation, enjoyed ever since the pioneering days of avionics 50 years ago and never relaxed since.

Marconi, Ferranti, Smiths, Plessey and Decca are all names to conjure with in this high technology activity. Racal, apart from ground communications, has been less active in this area but will no doubt become more prominent through the re-organised Racal-Decca company.

An interesting development is the Marconi entry into the aerial platform itself as well as the airborne avionics. There is no intention of course of joining the big-time airframe manufacturers. Don't expect a Marconi successor to the Tri-Star or the 747. Marconi Avionics MACHAN remotely-piloted vehicle (RPV) is far more modest having only a 12-ft wingspan and being powered by an 18hp two-stroke engine driving a ducted pusher propeller.

The machine can carry a 33lb payload for a cruising duration at 64 knots of 2 hours, with a smaller duration at faster speeds up to a maximum in level flight of 115 knots. The airframe, powerplant and flight control system has been developed at the Cranfield Institute of Technology under sub-contract.

A payload of 33lb would not have been of much value only 10 years ago. Today it's surprising what you can pack in. The microprocessor-controlled digital autopilot

is all on a single card only 6in by 4in. Seven other similar cards comprise the total electronics package including all the TV camera processing and video data links to the ground. In case you haven't guessed already, the MACHAN is a spy-in-the-sky drone for battlefield surveillance.

Incidentally, there is a touch of the old Empire in the name. MACHAN is an old Hindi word for a tree-top surveillance platform and is pronounced "Ma-shahn" with the accent on "shahn".

## Leisure

The great 19th Century reformers such as Ruskin had a vision that if labourers in the factories and fields had better working conditions and especially shorter working hours, they would nobly turn to self-education and in particular devote much time to the creation of beauty and cultivation of the arts. More than a century later their hope has been achieved in respect of increased leisure time for all, but hardly in the use made of it if we are to believe, for example, that the daily attendance at Bingo sessions is six million.

Electronics, judged solely as a tool, is impartial to noble or ignoble use. I note that two recent export orders are both coupled with the human weakness of gambling. The Tote Agency in Melbourne has just upped its installation of 32-track Racal recorders to a total of 16 machines to cope with telephone bets. These expensive machines are those normally used to record all traffic information at airports. The Tote now has 464 channels of continuous recording to cope with 50,000 calls a day with exact timings to eliminate fraud.

The other order, greater in value, is for comprehensive colour TV at the Singapore Turf Club. Three Marconi cameras, video recorders and other equipment are to be used for surveillance of the races, judging by the stewards, and monitoring for the spectators. The system will also be linked by microwave to three other racecourses in Penang, Perak and Selangor. The Singapore Club is one of the oldest, founded in 1842, but is also famed as the most up-to-date in the world.

## Security

Security as a business is booming as law and order becomes an increasing problem. Thorn EMI has merged into a new Security Division the formerly separate activities of fire protection and intruder detection. The Division now has annual sales of £60 million with a high content of electronics in specialised sensors. While consolidating the business at home, Thorn EMI expect to see substantial advances in overseas business.

## Performance

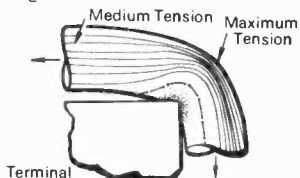
Good bright firms prosper through good and bad times. Yes, even in vulnerable consumer electronics. Alan Sugar has pulled it off again with Amstrad turnover up 58 per cent in the last recorded half-year and, more important, profits up 51 per cent.

# WIRE WRAPPING

John Lewis

LIKE all good ideas wire wrapping is simple and effective. In its basic form wire wrapping does exactly what it says. One end of a length of wire is wrapped around a terminal and the other end is wrapped round another terminal to complete the circuit. To the non believer this may seem an unreliable way of making a connection. In fact though it is a very reliable technology which is used on circuits destined for a wide variety of uses—including the very particular military sector. Its big advantage is the ease with which changes can be affected and this is a godsend to the experimenter.

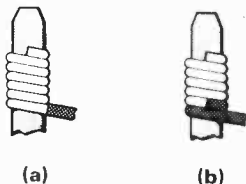
The mechanics of the wire wrapped joint are that a bared wire is wrapped a number of times around a square post—typically 0.025 inches square (Fig. 1.). The actual pressure between the wire and the post can initially be as high as 100,000 lbs per sq in. though over time it may drop to 10,000 lbs per sq in. due to stretching. Even so the oxide layers are crushed or sheared and a gas tight seal is formed between the wire and the post; migration of the metals involved at the joint also takes place thus improving the electrical connection.



**Fig. 1. The wire wrapped connection around the terminal crushes the oxide layer on both the wire and the terminal**

## TYPES OF WRAPS

One problem when just the bared wire was wrapped round the post was its lack of resistance to vibration (Fig. 2a.). However, by continuing the wrap to include a turn or two of the insulated portion of the wire as well this is much improved and strain relief is also provided. This type of wrap is known as a 'modified wrap' and is standard now for most applications (Fig. 2b.).



**Fig. 2(a). In a standard wrap only the bare wire is wrapped around the terminal. This method is preferred with large gauge wire**

**Fig. 2(b). In a modified wrap the first 1 to 1 1/2 turns are made with the insulation wrapped around the terminal**

## TYPES OF TOOLS

So here we have an excellent idea but how can it be implemented by the amateur. The first thing that is required is a wrapping tool which can be either electrically or manually operated, secondly some 30 a.w.g. (0.25mm) wire, thirdly a wire stripper (though this can be an integral part of some wrapping tools) and

lastly a supply of suitable i.c. sockets and terminals which have square posts long enough to accommodate at least 3 wraps.

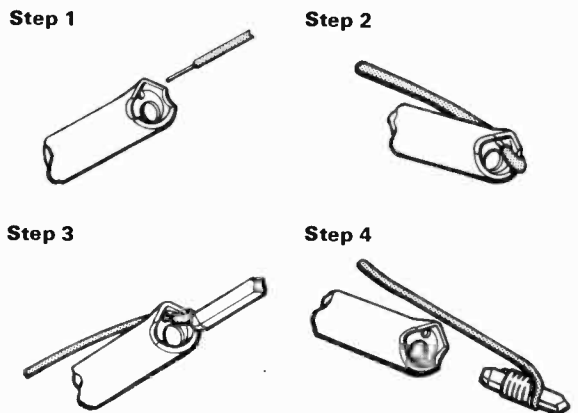
## CIRCUIT BOARDS

Obviously some form of circuit board is still required and this can be the traditional 0.1 inch stripboard provided care is taken to isolate the necessary tracks. Better though are the d.i.p. boards which have the requisite copper patterns for individual i.c.'s as well as some additional contacts, isolated from the others, together with some continuous tracks possibly on the top surface of the board as well for power and bus connections.

To build a circuit one first inserts the required number and type of sockets and solders them into place. The soldering is necessary since additional posts may be needed to be inserted in the spare holes by each socket pin should more than three connections be required to any particular i.c. pin. At this stage it helps if the pin terminals are identified on the underside of the board since it is very easy to transpose say, pin 1 and 16, when 'working upside down'. A small piece of masking tape stuck between the legs of the i.c. socket with pin numbers written on it helps to prevent such errors.


## HOW TO MAKE A JOINT

To make a joint about an inch of insulation is stripped from one end of the wire (Fig. 3.). (If you are using one of the wire strippers especially designed for this application or a tool which has an integral stripper the length stripped will be predetermined so there is no need to measure.) The end of the wrapping tool has two holes in it, a large one in the centre and a smaller one on



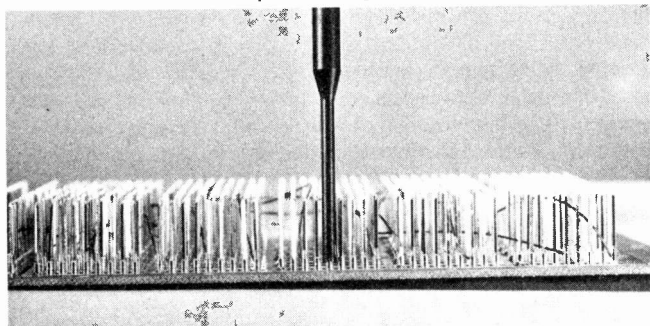
**Fig. 3. Method for making a wire wrapped joint**

the circumference. The bared wire is pushed into the smaller hole as far as it will go—in fact some of the insulated part will also disappear if a modified wrap is being made—and then bent at



The Hobby wrap tool from Vero Electronics has been designed specifically for the amateur market. A Ni-cad battery drives the tool and an optional plug-in charger is available. A switch on the end of the barrel enables the same bit to be used for wrapping and unwrapping

90°. The tool is then placed over the appropriate post so that it enters the larger, central hole of the tool and pushed down as far as it will go. It is then rotated clockwise until the connection is completed. If a powered tool is being used allow about 2 secs running time, if it's a manual one then it should be turned without undue pressure for approximately 10–12 turns. Take a tool off the post and the wrap is made. The turns should be laying flat and close to each other, if they are not or if they overlap then either the tool has been pulled up as it was turned or not allowed to rise as the wrap was being made.



Typical wire wrapped backplate

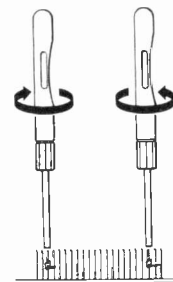
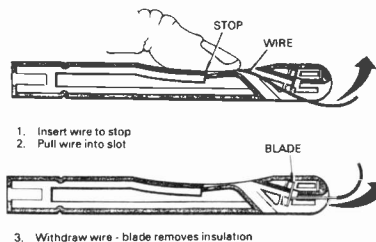
It takes longer to describe the process than to actually do it and once a few have been done you become quite adept at it. The wire is led across to the post to which the next connection is to be made and cut so that it is about  $1\frac{1}{4}$  times too long—the end is stripped and a wrap made in a similar fashion to that described above. And so on following the circuit diagram to make the various connections called for. Note that it is good practice to keep both ends of the wire at the same level otherwise it can be difficult to make changes.

### UNWRAPPING

Should a change be required the joint is just unwrapped. In some cases a special unwrapping tool may be needed though most wrapping tools if turned anticlockwise do unwrap as well. So the tool is slipped over the post given a few turns anticlockwise and removed leaving the unwrapped joint ready to be taken off. It is false economy to try and use that joint again by straightening the wire and rewrapping, much better to replace it totally. If you suspect that changes will be needed once the circuit is made then leave sufficient slack in each connection so that additional wraps can be made.

A new development is a special tool using a wire which does

Clockwise to Wrap  
Anti-clockwise to unwrap



The Combiwrap tool from Vero Electronics is a combined wire stripper, wrapping and unwrapping tool

not require stripping. The tool has a bobbin of wire attached to it feeding down through the tool into the wrapping bit. In use the tool bit is placed over the post, the free wire end is held whilst the whole tool is rotated through 8 turns and then removed. The tool, with wire trailing is moved onto the next post and the procedure repeated. To cut the wire a button on the tool is pressed and two further turns of the tool will cut the wire at the joint. What happens is that the insulation on the wire is automatically pierced and displaced by the square corners on the post thus making a good electrical, gas tight joint.

When the wrapping is finished the connections should be checked against the circuit diagram and here the advantage of using coloured wires for different parts of the circuit becomes apparent. If all seems well the i.c.'s can be inserted into their respective sockets—the right way round—and power applied. Hopefully it will work first time, if not then fault finding and rectification is easy compared with printed circuit boards.

\* Illustrations by courtesy of Vero Electronics, Industrial Estate, Chandler's Ford, Hants.

TRAIN AT HOME

# Be an ELECTRONIC ENGINEER

Do something PRACTICAL about your future. Firms all over Britain are crying out for qualified people. With the right training, you could take your pick of these jobs.

Now, the British Institute of Engineering Technology will train you in your spare time to be an Electrical Engineer.

You risk nothing! We promise to get you through your chosen course—or, refund your fee!

So, join the thousands who have built a new future through home study Engineering courses.

Courses in

- C & G Elect. Technicians
- C & G Elect. Installations
- Telecomms. Technicians Exams
- Television Servicing
- Radio Maint. & Repairs (BIET)
- Pract. Radio & Electronics
- Plus over 60 other home study courses.

POST COUPON FOR FREE 44 PAGE GUIDE

BRITISH INSTITUTE OF  
ENGINEERING TECHNOLOGY

Aldermaston Court, Dept TPE12, Reading RG7 4PF.

NAME (Block capitals please) \_\_\_\_\_

ADDRESS \_\_\_\_\_

POSTCODE \_\_\_\_\_

Other Subjects \_\_\_\_\_ AGE \_\_\_\_\_

Accredited by CACC Member of ABCC

# W@ MON REVIEWED

by Dr. A.A. BERK

**T**HE WEMON monitor, produced by *Watford Electronics*, is an overall system monitor for the UK 101-Superboard family of computers. The Monitor in any machine of this kind is in constant use for such activities as interpreting keyboard data, keeping the screen formatted, allowing editing of programs, breakpoints, machine code writing etc. The revolutionary nature of WEMON is its realisation on a 2532 (4K Bytes) erasable programmable read-only memory (EPROM). These devices retail at £15-£18, normally, and WEMON costs less than £20. The reason for its requiring such a large amount of memory for all its functions lies in two or three of its advanced facilities. Firstly, full on-screen editing of BASIC programs is available—you simply move the cursor to any point on the screen containing a listing of the program, effect an insertion, change or deletion, and WEMON takes care of inserting the changes into the stored copy of your program. The second important feature is concerned with the sophisticated way in which the device controls loading and saving to tape. One of the most memory intensive parts of this function stems from the fact that WEMON's method of tape storage is fully compatible with the usual methods for 101/Superboard machines. Thus, although under WEMON it is vastly more sophisticated than normal, friends can still swap taped versions of programs with alacrity.

A third feature of some importance for the programmer, though less memory intensive than the above, is WEMON's BASIC keyword presentation facility. By this means, BASIC keywords such as FOR, POKE, etc may be called up by single keys on the keyboard. Two keystrokes are necessary, as SHIFT and CONTROL have to be pressed together first, released and followed by the key associated with the BASIC function required.

The chip containing WEMON has to be fitted into the memory space on the board, and to do this, a set of links and track cuttings must be performed on the p.c.b. before starting. These modifications are quite straightforward, and though I did not perform the modification myself, they seem to be well described in the manual.

The facilities available are described below, and have mostly been checked, during the review, on a Superboard. The chip comes in various versions, for the different machines it fits.

## START UP

When the machine is switched on, the BREAK or RESET key is pressed, and a menu containing five letters appears:

M/C/W/D/U?

The machine is asking for a response from the user, and any of these letters can be typed, followed by a RETURN, to open one set of facilities available. **M** starts the machine code monitor, **C** is cold start for BASIC, **W** is warm start, **D** performs an indirect jump to a routine starting at 9800 (Hex), although this can be

changed if required, and **U** jumps to a vector which can be defined by the user. The last two commands allow complete flexibility of use from the very beginning.


## KEYBOARD

The keyboard is decoded as normal with alpha lock distinguishing between upper case teletype, and normal typewriter mode with lower case and use of SHIFT. In addition, several of the keys have special cursor control functions, and others, when used in conjunction with the CONTROL key, have command functions. See Table 1. CTRL(S) toggles between 24 and 48 characters per line with half the number of lines in the second case, CTRL (E) allows a jump to extensions to BASIC, CTRL(Q) changes to a mode whereby you can print characters on the screen corresponding to each of the cursor commands. By this means, using a PRINT statement, the cursor may be moved around the screen by your BASIC program—very useful for easy screen formatting under program control. The symbols used to signify these cursor commands are chosen to be logical—e.g., the cursor down symbol is a down arrow, etc. Table 1 also shows that cassette tape motor control is included from the keyboard to allow the tape to be rewound or forward wound without having to unplug the remote connection. CTRL(D) inserts a blank line between two BASIC lines of text to allow a new line to be written in. In addition, cursor movements are effected by LINE FEED and REPEAT, with their inverses occurring by the use of SHIFT with these keys. SHIFT RUBOUT, logically enough, produces the INSERT function in BASIC text, and SHIFT ESC (using the LEFT SHIFT) produces a screen clear.

These facilities are very useful indeed during program writing, and after a few minutes of use, it becomes very irritating to return to the old method of rewriting lines to effect changes. The only criticisms I can make are, firstly that the cursor is chosen, sensibly, to flash on and off, but the speed is rather low; and secondly, while stepping along a line, or moving up and down the screen using auto repeat, the cursor will stop flashing, and disappear. It is therefore impossible to watch the progress of the cursor on the screen to see when it has arrived at its destination.

## BASIC

As mentioned above, WEMON has full screen editing, including insert both character and line. An exciting aspect of the editor is its ability to be used within a program. As explained above, characters corresponding to the editing commands may be included in PRINT statements to allow simple program formatting of the screen. By this means, a program is able to treat the screen as a "sheet of paper" around which the cursor may be moved at will to place printout easily at any position on the screen.



Another advanced feature of the monitor is its ability to extend the BASIC words which it can recognise. This is activated by CTRL(E). Before this has been performed, BASIC responds with the usual SN error if it finds a command which it does not



**TABLE 1**

REPEAT = Cursor Right  
 DELETE = Rubout  
 LINE FEED = Cursor Down  
 ESC = Home Cursor

Use of SHIFT reverses these functions, e.g. SHIFT LINEFEED = Cursor Up., and SHIFT ESC clears the screen.

CTRL(E) = Basic Extension  
 SHIFT RUBOUT (1E) = Insert  
 CTRL(X) = Cursor Left  
 CTRL(Z) = Cursor Up  
 CTRL(S) = Video Swap  
 CTRL(Q) = Toggle Quotes  
 CTRL(N) = Delete  
 CTRL(H) = Cursor Right  
 CTRL(J) = Cursor Down  
 CTRL(T) = Tape on/off  
 CTRL(D) = Open Screen  
 CTRL(P) = Toggle Print Flag

recognise. After CTRL(E), it performs further tests before rejecting the command. If the tests succeed, then a jump is performed to a location named EXTVEC. This is a three byte location which should contain a jump to another routine which can contain anything you wish. Some parameters are passed via the stack, and use of this function can, of course, crash the system if not set up correctly. Thus, the BASIC interpreter is no longer completely closed, any further facilities required can simply be strung on as desired.

A useful, though simple, addition to the system is use of the SPACE key to slow down a listing. Instead of flashing uncomfortably before the user's eye, a long list can be slowed down to reading speed by holding down the SPACE bar.

A printer routine is included in the monitor, but it expects a 6520 parallel I/O chip to be present at base address 8800(Hex). The command CTRL(P) toggles the print facility in and out, and every call to the normal output routine tests this flag and prints accordingly. The protocol is Centronics. Naturally, any other parallel device may be attached here if it handshakes in the Centronics manner.

The cursor symbol and flash rate are supposed to be user selectable via certain memory locations, but neither of these facilities worked on my version of the chip. I am assured that this will be rectified on the full production version, and these additions appear to be easy enough to include.

## TAPE HANDLING

This is one of the areas of WEMON where it really scores very high marks. The whole problem of tape handling seems to have been cleared up by this monitor. The tape is automatically turned on and off by the program via a very simple hardware modification to the p.c.b. which includes an i.c. driver and a p.c.b. mounted relay. The RTS line of the 6850 ACIA is used to drive this facility in a very neat and easy to use manner. Once the remote connection has been plugged into the tape recorder, it does not have to be removed to rewind etc.—CTRL(T) being used from the keyboard to allow normal tape use when not required to be under program control.

Both (optional) named-files and part-SAVEs are allowed. To save a file to tape, the command: SAVE"AAAAAA is typed being followed by RETURN, opening quotes being mandatory, closing quotes are not required. The name (up to six alphanumeric characters) can be omitted (along with quotes) if no name is required for the file. At this point, a five second delay is encountered during which any tape leader is cleared, and then the message "SAVING AAAAAA" will appear followed by the command "LIST". At this point, the user may type a line-number followed by RETURN, to tell the computer where to

start the listing from. Just RETURN starts the listing from the first line. The file then lists out on the screen as usual until the process is complete, when SPACE RETURN switches off the tape and clears the SAVEFLAG—which signals the computer whether or not to output to tape when a LIST is performed.

Loading from the tape is similar, with one or two extra tricks. If the opening quotes are omitted, the first character of the name is ignored in the name comparison. If a "\*" is included in the name, the name comparison stops at that point. Thus:

**LOAD"HELLO**

will load the same file as:

**LOAD"HE\***

In addition, all named files encountered during a search of the tape are listed on the screen during the process, to allow the user to keep track of what is happening.

Machine code tape files are also handled with great efficiency by WEMON. It is claimed that they transfer some three times faster than normal! These files may only be handled from the machine code monitor, which is described later. S and L are used instead of SAVE and LOAD, and no quotes are necessary for file names. The form of the SAVE operation is as follows:

**S AAAAAA(RETURN) XXXX-YYYY**

After the RETURN, the cursor waits for the mandatory address parameters for the SAVE routine—all code from address XXXX to the location immediately preceding YYYY is thus saved to tape under the file name of AAAAAA.

LOADING of the block of data may be made to the same locations, or a different set entirely. Leading zeros are not required in the address parameters, and once again, the file name is optional.

## MACHINE CODE MONITOR

The machine code monitor has one or two useful features not found on other monitors, though WEMON is much more a BASIC handler, and the features should not be expected to be wide ranging.

After RESET, if M is pressed, the machine code monitor is entered, and one of seven single letter commands is available. Unfortunately, if any other letter is pressed instead, the machine hangs up, and RESET has to be pressed to return to normal use. Each command has a set of parameters which are associated with that command's use, and if these are miss-typed in certain ways, the machine hangs again. This fragility in the software is irritating if you type fast, as mistakes are inevitable. Each command must be used, therefore, with some care as to format.

When the machine code monitor is entered, an immediate display of the registers is shown at the top of the screen, and subsequent commands, including those performing scrolls to the screen, leave this line of registers displayed at all times. The R function can be used to modify the contents of this line for various purposes. The modifications to this line are loaded into the MPU registers when the G function is used—the location to which control is transferred by G is determined by the PC value shown at the top of screen. While R is being used, the cursor steps along on the line beneath the register fields being modified. By this means, the contents are not obscured by the cursor block. The cursor may be moved back and forth at will to modify any position on the line.

M allows any set of locations to be examined and modified byte by byte. A useful display feature has been included here, whereby consecutive locations treated in this way are listed vertically down the screen rather than being confined, as with the old monitor, to a one-line display. The vertical line scrolls when it reaches the bottom of the screen, leaving the register line intact. M can also be used to search through any designated

memory block for all occurrences of a particular byte. Each occurrence, with its address, is listed on the screen, and at the end the total number found is displayed.

V allows a formatted block of memory to be displayed—with scrolling if the block does not fit onto the screen. The scroll rate may be very conveniently slowed down, as for BASIC, by the use of SPACE.

B allows a block move of data in any direction. The start and end addresses of the block to be moved are given, along with the new start address for that block.

S and L have been described in the Tape Handling section above.

Breakpoints are implemented, for debugging, to allow either a branch out to the machine code monitor, or to an address specified by the user—again, maximum flexibility being the watchword.

Finally, the RS232C output of the machine may be used after the delay, and other cassette-priority routines, have been disabled by:

#### POKE517,255

This allows a serial system printer to be used under program control, instead of the parallel printer referred to earlier.

#### CONCLUSION

In addition to the above facilities, there is a very large number of subroutine entry points and functional locations included in the manual. It is fair, therefore, for the manufacturers to claim that WEMON is able to satisfy both the beginner's need for an easy to use system, and the experienced user's need for maximum flexibility and utilisation of the system offered. The version of the manual used for this review was a pre-production copy of the document, and many changes have since been incorporated; however, most of the functions are quite adequately described, and the hardware modifications well sketched.

It is inevitable that a comparison will be made between this monitor and the ever increasing number of UK101 type monitors flooding into existence. It is impressive to note that *bit for bit* this has been priced to be the cheapest monitor around; and, as it is implemented efficiently on a 4K (bytes) EPROM, it is inevitably the most sophisticated.



It was suggested that there is a user-settable location in the machine code monitor, which the machine branches to, allowing extra commands to be added, although this was not apparent in the reviewed version of the manual.

*WEMON® is a copyright of Watford Electronics, and is exclusively available from this company and their appointed dealers, at £19.95 plus VAT.*

# Extra Cases!

**30p** (plus postage) To Regular Readers.

**F**OLLOWING the Free Case gift with the May issue we have a quantity of cases available as extras to regular readers (at UK and BFPO addresses only) for 30p plus postage—the normal price from Lascar is £1.95 plus VAT and postage.

Extra cases—as used to house the *pH Meter*, *Rev/Dwell Counter* and *Continuity Tester* published in this issue—can be obtained from PE by sending in two correctly filled-in case coupons (name and address on both coupons please) cut from PE, a 30p postal order and a 15½p stamp (a case coupon is given here, another will be given next month). **We can only accept 30p postal or money orders (NOT CURRENCY OR CHEQUES).** Do not enclose any correspondence. **Incorrect or incomplete orders will not be accepted**—your stamp will be used to return them.

Send two completed case coupons cut from PE with your 30p postal order (payable to IPC Magazines Ltd), and a 15½p stamp to:

PE Instrument Case Offer, IPC Magazines Ltd., Westover House, West Quay Road, Poole, Dorset. BH15 1JG.

Sorry we cannot undertake to send extra cases to overseas readers.

**PLEASE ALLOW 28 DAYS FOR DELIVERY.**

## PE CASE COUPON

I enclose two completed case coupons cut from PE, a 30p postal order made payable to IPC MAGAZINES LTD., and a 15½p stamp. Please send me an extra instrument case.

NAME .....

ADDRESS .....

**Only available to UK and BFPO addresses, allow 28 days for delivery. Incorrect or incomplete orders will be returned.**

# Q Who can supply you Prestel for £170?

# A. Tantel

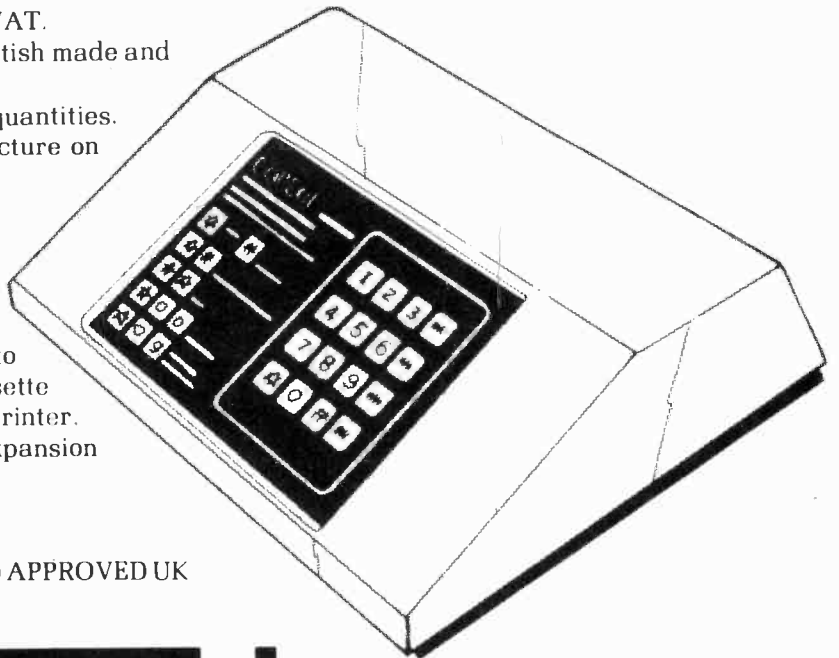
Tantel is a British success story. Since its launch in December 1980 the Tantel adaptor has outsold every other viewdata terminal and adaptor. Why?

- Because it is priced at £170 + VAT.
- Because it embraces the latest British made and designed technologies.
- Because it is available in large quantities.
- Because it produces a superb picture on any television set.
- Because it is an unobtrusive 9½" x 6½" x 2".

Simply plug Tantel into your T.V. aerial socket and tune to a spare channel. Use the rear socket to record pages on a sound cassette recorder or to drive a hard copy printer. Single button double height text expansion facility.

Post Office Approved.

NOW AVAILABLE FROM OVER 100 APPROVED UK RETAIL OUTLETS.



**Tantel**

BY TANGERINE

For details of your local stockist or for trade details contact Peter Harding  
TANDATA MARKETING LTD, FOREHILL WORKS, FOREHILL, ELY, CAMBS CB7 4AE  
Tel: Ely (0353) 3633/5489/5326.

# MICRO TIMES

19 Mill St. Bideford, North Devon. EX39 2JR  
Telephone (023 72) 79798 (Dept PE2)

European Export Orders welcome. Add 15% P&P costs. VAT not applicable.

It is our policy to offer you Brand new, full spec. devices. Prices subject to change without notice.

**MAIL ORDER** Barclay Card/  
Access Welcome. Please add 50p P&P.  
Plus 15% VAT to all orders.



## \*\*\*\* THIS MONTHS SUPER SAVERS \*\*\*\*

### MEMORIES

	1+	10+	25+		1+	10+	25+
2114L 450ns.....	£1.85	£1.80	£1.70	4116 200ns.....	£1.85	£1.80	£1.70
2114L 300ns.....	£2.00	£1.90	£1.85	4116 150ns.....	£3.50	£3.40	£3.20
				CMOS RAM 5101.....	£3.45	£3.40	£3.30

### FROM TOSHIBA TC 5514P

4K CMOS RAM (1k x 4) 450ns.....	£4.60
A full static read write memory 1024 words by 4 bits	
1+ £4.60; 10+ £4.50; 25+ £4.40	

### EPROMS

2708 450ns.....	£2.95	£2.85	£2.75
2716 450ns.....	£4.50	£4.40	£4.30
2732 Intel type.....			£12.00
Buy 5 off for.....			£55.00
HM 6116-P-3 16K 150ns.....			£19.75

### CPU's

6502	£6.00
6505	£7.25
6802	£9.00
6809	£15.95
8080A	£4.15
8085A	£6.80
Z80	£5.80
Z80A	£7.00

### SUPPORT DEVICES

6520	£3.25
6522	£6.00
6532	£8.15
6810	£3.25
6821	£3.20
6845	£16.00
6850	£2.85
6852	£3.45
8212	£1.95
8216	£1.95
8228	£4.25
8255	£4.40
Z80 CTC	£5.70
Z80 PIO	£5.70
Z80A CTC	£6.85
Z80A PIO	£6.85
Z80 DMA	£19.50
Z80A DMA	£24.25
Z80 S10/0	£27.50
Z80A S10/0	£32.50
Z80 S10/1	£23.00
Z80A S10/1	£32.50
Z80 S10/2	£27.50
Z80A S10/2	£32.50

### LINEAR IC's

NE555	18p
NE556	50p
RC4136	80p
LM301AP	26p
LM311P	48p
LM324N	43p
LM339N	43p
LM380	65p
LM3900N	48p
LM3914	£2.10
LM13600	£1.20
LM3915	£2.10
SN76477N	£1.70
LM741	18p
TLO74CN	£1.25
1488	75p
1489	75p
8T26	£1.50
8T28	£1.70
8T95	£1.70

### VOLTAGE REGULATORS

78L05	29p
78L12	29p
79M12	64p
79M05	64p
723	32p

### L.P. DOUBLE FACE WIPE DIL SOCKETS BY VERO

40 pin	39p
28 pin	29p
24 pin	25p
22 pin	24p
18 pin	20p
16 pin	18p
14 pin	16p
8 pin	12p

### LEDs

TIL209	10p
TIL202	16p
TIL220	12p
TIL224	18p

### THYRISTORS

C106D	28p*
-------	------

### INTERSIL ICL 7660..... £2.25

voltage converter now ex stock.

#### FEATURES:

- \* simple Conversion of +5V Logic supply to ±5V supplies
- \* Simple Voltage Multiplication (V out = -(n)Vin)
- \* 99.9% typical open circuit voltage conversion efficiency
- \* Wide operating voltage range 1.5V to 10.0V
- \* Easy to use - requires only 2 external non-critical components.

DATA AVAILABLE..... 50p SAE please

### 6809 SINGLE BOARD COMPUTER \*KIT\*

Complete kit..... £160 plus 15% VAT £1 p&p  
Uses Motorola's Powerful MC6809 CPU 4K/8K/16K ROM . 2K RAM  
ACUA, PIA, 8080 Simulated I/O RS-232 Handshake . 8 Selectable Baud Rates  
Manual includes: 11 x 17" Schematic, Parts list. User Notes.  
Software Listings & More!

(DATA S.A.E.)

Bare board £48\*\*

Uses 6809, 6850, 6821 - Buy set for £21\*\*

ADMONS (2716)..... £24\*\*

### LM 13600 PROGRAMMABLE DUAL OP TRANSCONDUCTANCE AMPLIFIER..... £1.20

### LM 1871 RC ENCODER/TRANSMITTER

### LM 1872 RC RECEIVER/DECODER

From National. LM 1871 is a complete six-channel digital proportional encoder and RF transmitter intended as a low power, non-voice device.

Intended for radio controlled hobby toy and industrial use.

The LM 1872 is a complete RF receiver/decoder for radio control applications. The device is well suited for use at either 27 MHz or 72 MHz in controlling various toys or hobby craft such as cars, boats, tanks, robots etc.

£4.50 each ..... Pair for £8

Data av. 25p copy, 2 for 49p

Large SAE please.

### SN 76477N SOUND CHIP..... £1.70

A single chip versatile SOUND EFFECTS GENERATOR

SN76477N is ideally suited for applications such as arcade or home video games, alarms, sound effects boxes and toys.

DATA AVAILABLE 25p LARGE SAE

### LM 3914..... DOT/BAR DISPLAY DRIVER

Drives 10 LED directly for making bar graphs, audio power meters, analog meters.

SPECIAL PRICE..... £2.10

### AY-3-8910 GI SOUND COMPUTER CHIP

#### FEATURES

- \* Full software control of sound generation
- \* Interfaces with most 8-bit and 16-bit microprocessors
- \* 3 independently programmed analog outputs
- \* Two 8-bit general purpose I/O ports
- \* Single +5 Volt Supply

Data 50p. Large SAE please

\*\*\* SPECIAL PRICE £7.25\*\*\*

### JUST ARRIVED FROM VERO\*

S100 Prototyping boards  
Microboard Pattern  
06-2175L £16.40\*  
Square Pad  
Universal pattern  
06-2338F £16.40\*  
Prototyping Board for your APPLE/ITT  
2020 £8.37\*

### COMBO CHIPS

Intended for Z80 usage  
Z80 Combo Chip (MK3886) 2½ Meg  
£25.00

Z80A Combo Chip (MK3886N-4) 4 Meg  
£29.95

### FLOPPY DISC CONTROLLERS

FD1771	£23.95
FD1791-2	£35.00
WD1691D	£14.50
WD2143-09	£5.00

### ★ SPECIAL ★

Complete Pkg. £53.00.  
includes FD1791-2 +  
WD1691D +  
WD2143-09  
Data available 50p each copy. Large SAE.

### SOLDERLESS BREADBOARD

New from Vero the VEROBLOC

A prototyping method of building and testing circuits, designed to dovetail together to form a cont. 2.54 pitch, any size of IC can be accommodated. 29 rows of contact sockets enables mounting of 3 16-lead devices contiguously. 3 Blocs can be interlocked and mounted on single Eurocard 100 x 160mm. **SPECIAL £3.55 each ★**



# Semiconductor UPDATE...

FEATURING CY 500 LM330

R. W. Coles

## STEP THIS WAY . . .

Apply a voltage to an ordinary electric motor and it will immediately start to accelerate, remove the voltage and it will eventually slow down and stop. Suppose you want the motor to move through *exactly* 37 degrees and then stop dead. Impossible, unless you use gears and an electronic servo loop which monitors the position and speed of the output shaft and controls the applied voltage accordingly. Even in a full-blown servo of the sort used in proportional radio control systems, precise angular movement and positioning is difficult, and relies to a large extent on the skill of a human operator. The rate of acceleration is set more by the need to prevent "hunting" than by any other factor and is not normally controllable by the operator.

It was to overcome these sort of positioning and control problems that the "Stepper Motor" was developed, and since its introduction it has found application in a wide range of industrial systems, particularly those controlled by computers or microprocessors. The Stepper motor has several coils, commonly four, and these are switched on or off in a fixed pattern such that each change in the pattern causes the motor shaft to move through a clockwise or anti-clockwise step of a fixed angle determined by the motor design. Each coil is either switched on or switched off, so there is very little power dissipation in the driver circuitry and control of the pattern can be easily handled by a computer or a microprocessor. By rotating a pattern of ONEs and ZEROs, the controller can make the motor move through any number of precise angular steps, in any direction, at any speed and with precisely controlled acceleration and deceleration rates. All this is done *without* the need for a feedback servo loop, and with quite smooth operation at the higher rates.

If steppers are so marvellous, you may ask, why aren't they used universally? Well, for a start, you do need a computer-type controller, and it is only with the advent of the microprocessor that this has become an economical proposition. Secondly, they *are* becoming increasingly common in all sorts of lower cost applications. Many of the cheap printers on the market take advantage of the precise control possible with steppers and microprocessors to replace the expensive sets of cogs and levers and cams which used to do the same job.

## . . . WITH THE CY 500

If you have a pet micro you can hook a few power transistors onto an output port, and, by writing a few machine code

routines, you can have a stepper motor obey your commands. Full control over the motor speed, direction, acceleration, and position is certainly possible by this method, but you will spend many a happy week writing the code, and when the micro is busy stepping out, it won't be able to do anything else. A new device from a firm called Cybernetic Micro Systems can make the job much easier, and it also represents an interesting new breed of "Microprocessor components", based on standard single-chip microprocessors with programmed-in software.

The CY 500 is described as a Stored Program Stepper Motor Controller, and it comes ready programmed to perform 22 special high-level stepper motor functions such as "Set rate of stepping", "Set slope of acceleration", "Declare zero reference position", "Begin Stepping", "Wait", "Execute", "Set clockwise", "Set Anticlockwise", etc. etc. A complete program loop using up to 18 of these commands can be loaded into the CY 500 for automatic execution, or instructions can be passed and executed one at a time. Any serious application would probably use the CY 500 as a peripheral device to assist an existing microprocessor, but for evaluation and learning purposes the CY 500 can be connected directly to a parallel ASC11 keyboard, and commands entered using single letters followed in some cases by numerical parameters. Once a command letter sequence has been entered, typing the D command will cause immediate execution.

Various control inputs and outputs are available on the CY 500 chip in addition to the 4 motor "phase" lines and the 8 bit data bus, making the CY 500 adaptable to just about any application imaginable. If only a small stepper motor is to be controlled, a single additional chip such as the Sprague ULN 2823A high voltage driver array can be used as the motor interface. Larger motors will need power transistors to handle the high current pulses. The CY 500 comes in a 40 pin package and runs from a 5 volt supply. It is available in the UK from: Data Plus Ltd., Cheltenham.

## POWER MISER

Have you ever needed a 5 volt supply, for MOS or TTL circuitry perhaps, which had to be derived from batteries? If power consumption and battery size have to be minimised, this apparently simple requirement can turn out to be quite a headache!

The first thing you consider is using a 6 volt supply and a regulator—then you discover that 5 volt regulators need an input voltage of around 7.5 volts for correct operation, so you increase the battery

voltage to suit. Then you realise that you will have to waste 50 per cent more power than you actually need for the logic, just to heat up a silly regulator—there must be a better way! Next, in a moment of bravado, you decide that the high efficiency of a switching regulator is what you need, only to discard this idea when you realise that it will mean going into the coil-winding business and some rather hairy design calculations, too! At this point, if you are like me, you either give in and chance running the logic at 6 volts straight from the battery (very naughty!) or you put up with the extra consumption and use an LM309 running from 7.5 or even 9 volts.

You may be pleased to know that in future you will have another, much more satisfactory, option in the form of a new voltage regulator from National Semiconductor, the LM330.

You see, the problem with the *existing* voltage regulator devices, is that they all rely on NPN transistors to do the regulating, and that means the series-pass transistor operates as an emitter follower, often a compound emitter follower, and that in turn means that the voltage at the base of the series pass element has to be well above the output voltage due to base-emitter drops. Add a bit more for the current sources used as load resistors, and you don't get much change out of 7.5 volts, especially when the regulator is cold.

Now i.c. designers are not just *perverse* in sticking doggedly to NPN emitter followers when a PNP common emitter configuration could solve the problem better, the fact is that PNP transistors are very difficult to fabricate on an i.c., and so this option has not really been available.

The LM330 is different because National have solved the problem of fabricating efficient PNP transistors on integrated circuits by using deeper diffusions to produce the so-called deep-base PNP. Using the deep-base approach National get the drop-out voltage on this 5 volt regulator down from about 2.5 volts for the NPN types to just *half a volt* for the LM330. So you can use a 6 volt battery and its terminal voltage can drop to less than 5.5 volts before the LM330 gives up! Some sacrifices have been made, because the full rated current specification is only 150 mA, a lot less than the NPN types but usually sufficient for battery applications. Protection is built in against thermal overload, reverse battery connection, input voltage transients, and even mirror image insertion of the package.

The LM330 lives in a TO 220 plastic power package, and it should be quite inexpensive when it arrives on suppliers' shelves within the next few months.



## COMMUNICATION CONGESTION

Commercial communication may be seriously threatened within the next decade because of lack of bands of frequencies required for domestic video and voice data slots. The two bands allowed for these purposes are the C band (6/4GHz) and the  $K_u$  band (14/12GHz). In the C band at the beginning of the year two slots only were left. At that time the FCC (Federal Communications Commission) of the USA had authorised 20 more launches, in addition to the nine in operation, between 50deg. W long. and 150deg. W long. This will exhaust the C band slots for geosynchronous orbits. On this basis there would be no further parts of the band available by the 1990's.

The National Aeronautics and Space Administration (NASA) have put forward a possible solution, though this is a long term matter. Nasa suggests that the  $K_a$  band (30/20 GHz) should be developed, using commercial satellites. They are preparing a demonstration of the system using several ground stations and with a spacecraft to be launched on the shuttle about 1987. If this is successful it will be possible to make use of the narrower band width and would allow the spacecraft to fly closer together without mutual interference. To this end experimental work is already under way to alleviate the problems by the study of multibeam antennas.

The multibeam antenna allows a number of spot frequencies in narrow beams to be used without interference. On-board switching would enable the spot beams to be interconnected so that signals could be switched from downlink to uplink in any combination. This technique is not new of course except at the frequencies proposed. High power transmitters would be used in the satellites at the frequencies considered together with low noise on-board receivers. Owing to the effect of rain which restricts operation on the  $K_a$  band, the links between ground stations would be by microwave and or fibre optics.

The  $K_u$  band is fully available and it is expected that there will be sufficient slots available. It has of course the advantage that the aeriels can be mounted on normal buildings in crowded areas. However, the possibility of fading due to rain would still be present. Nevertheless this is an important step in combating the band difficulties. A number of companies are engaged actively in the production of satellites and equipment undaunted by the difficulties.

## ACTIVITIES OF THE USSR

During 1980 the Soviet Union launched more manned missions than in any year of their space history. The six-manned flights of 1980 also included the longest operation of astronauts so far in space. Their record will no doubt soon be surpassed by themselves. It confirms that the Russians continue to be set now on the path of space station operation. They have in fact now achieved more than double the manhours of the USA spent in space. In addition to the manned missions, automatic tankers to refuel and restock the Salyut-6 were operated. There were fewer missions in 1980 devoted to scientific activities, in favour of military projects.

In 1979, 74 military missions were known to have operated. In 1980, no less than 85 spacecraft were launched. It is understood that they continued the policy of flying two man crews for six month shifts with the addition of short period additions of crews from other parts of the world and satellite countries of the Soviet Union. There is also the possibility of guest astronauts from France participating in missions.

Salyut-6 is to be replaced by Salyut-7. This was originally planned for 1980 but the serviceability justified continued use and indeed there may be some manned activity this year. The new three man Soyus-T transport will add considerably to the versatility of these vehicles. The Russians also plan to send scientists and engineers to do active experimental work and to be free of piloting duties.

Another development is that they have demonstrated their ability to operate Soyus-T spacecraft in a way that allows the orbital modules to be left before re-entry takes place. This presents the possibility of leaving the orbital module docked with the space stations. This would necessitate the provision of more docking points. It is readily appreciated when looking at the models in the permanent space exhibition in Moscow that it is possible to extend space stations both vertically and horizontally like a Leggo construction kit.

The large antenna that was deployed in 1980 paves the way for space building and it can easily be seen that with little additional skill, the possibility of large platforms such as the proposed Satellite Power System, measured in kilometres in extent, is within the immediate future. With their development of large boosters and their already active work with a re-entry winged vehicle, they could have a space station to support ten or more crewmen on a permanent basis. All this opens up new vistas for the USSR. No doubt there will be military advantages and the new booster will enable geostationary activity to be advanced.

The lag behind missions are given here as

known in late March 1981. For example, the GAIS military communications satellites, a group of four vehicles, the first of which should have been launched in 1979. The four positions planned are at 25deg. W long., 85deg. E long., 45deg. E long., and 170deg. W long. The frequency allocated for these satellites is in the 8-7GHz band. A mission that has been delayed also is the Viona communications system. These satellites consist of a group of 7 units and would provide a service similar to that of Marisat.

There seems to be a possibility of delay on another new system called Louch. It is believed that this consists of spacecraft positioned round the world to compete with the Intelsat 5 system. The frequencies of operation are said to be 11GHz downlink and 14GHz uplink. Six Molniya craft were launched during 1980 but it seems that two at least are failures. A number of other missions were flown during 1980 and many are presumably vehicles that play a dual role—that of part research with alternative military use. During 1980 all but one of the spacecraft were launched from Plesetsk.

Most projects in 1980 were increased in number compared with the same types launched in 1979. It is possible to see the pattern of the Soviet thinking by a study of the disciplines involved.

## THE HALLEY COMET MISSIONS


Three separate missions are to be attempted by the European Space Agency, the USSR and Japan, for a comet encounter. A meeting has been arranged to set up the necessary requirements for the pooling of the data obtained. The present plans for the encounter would mean that the Soviet comet probe would arrive shortly before the ESA spacecraft, the Giotto. Pictures taken by the Soviet vehicle could be useful for correcting the Giotto to best position perhaps even closer than the planned target distance of 1,000km. Russia has revised the strategy for the Venera unmanned mission to Venus by including a probe to be released from the Venera in mid 1985 to an encounter of the comet within a distance of 10,000 to 50,000km. Japan's project is designated "A" with no other details available at the moment.

## THE SOLAR POLAR MISSION


As was forecast in the last issue of *Spacewatch* there has been sharp reaction to the cut-back of programmes by the United States affecting the NASA cooperative mission with ESA. The Director General of ESA, Erik Quistgaard, has urged each member State to make the approach of protest at ambassadorial level in the first instance. The NASA/ESA memorandum of understanding covering the cooperative activities which included return flyby Jupiter secondary missions were regarded as essential. Since the agreement was signed in March 1979, a number of alterations have been made from the US side including delays because of shuttle troubles. Rather bitterly a European official said "... we did not expect these things to happen because of the cancelling of funding and not in this way... it seems that the US do not realise the importance of honouring international commitments".

# NEXT MONTH...

## PE QUASAR AM/FM STEREO TUNER



Our PE Quasar stereo tuner has been designed around a set of Mulard modules. It is a straightforward, easy to build unit and represents excellent value for money.



*Plus...* CASE PROJECTS

DIGITAL PRECISION LIGHT,  
NOISE and CAPACITANCE METERS

*Also* CASE COUPON & DPM OFFER!



PRACTICAL

# ELECTRONICS

OUR JULY ISSUE WILL BE ON SALE FRIDAY, 12 JUNE, 1981





## DP400 Minitune for r.p.m., dwell, voltage and resistance testing

THE DP400 Minitune is a versatile car tester incorporating voltage, resistance, r.p.m. and dwell angle measurement ranges. Using the LE DPM200 panel meter and the special instrument case, an accurate and highly compact instrument may be easily constructed using a few additional components. The specifications listed below make the Minitune extremely useful for fault-finding in automotive electronics and for tuning an engine for better efficiency and reduced fuel consumption.

### CIRCUIT DESCRIPTION

The PE Microtune featured in the December 1980 issue has proven to be a very popular instrument for laboratory or automotive use and response from readers has indicated an additional need for a compact automotive-dedicated tester which may be kept in the toolbox. The recent sharp increase in the cost of petrol emphasises again the need for correct car maintenance if fuel costs are to be minimised.

The circuit diagram of the Minitune is shown in Fig. 1 where ME1 forms the 200mV full-scale meter.

Function switching is provided by S1 and range switching by S2. The voltage ranges are provided by switched outputs from the attenuator formed by R1–R4 which are metal film types for good stability. Voltage-dependant resistor R21 is included to suppress any transients appearing at the terminals by rapid clamping to low resistance.

For resistance measurement, the ratiometric method is used such that the resistance to be measured is displayed as a ratio of an internal reference resistor, providing direct display without the need for any calibration adjustment. Thermistor TH1 and transistor TR2 are included to protect the panel meter from the accidental application of high voltage to the input terminals, when measuring resistance or checking continuity. The resistance of the positive-temperature-coefficient thermistor will rapidly increase when TR1 turns on and shunts current through the thermistor, so reducing the input current to a safe value.

In order to minimise current consumption of the instrument, the r.p.m. measurement circuit incorporates a CMOS timer, IC1, configured as a monostable. The Common Pin of ME1 is established at typically 2.8V below supply positive, enabling the CMOS timer to operate using Common and supply positive as the supply connections as it will operate

### SPECIFICATION

Function	F.S.D.	Resolution	Accuracy
Voltage (d.c)	20V	10mV	0.5% ± 1 digit
	200V	100mV	0.5% ± 1 digit
Resistance	200Ω	100mΩ	0.5% ± 1 digit
	20kΩ	10Ω	0.5% ± 1 digit
R.P.M.	20,000r.p.m.	10r.p.m.	1% ± 3 digits
Dwell	90°	0.1°	2% ± 3 digits

on supplies as low as 2V with consumption of 80μA. When a negative going pulse appears on pin 2 of IC1 a positive going pulse appears at pin 3, with duration 0.69 R14 C1. The output pulses are smoothed to a d.c. voltage by R9, R10, C5 and since the pulses are of constant duration this voltage is proportional to the input pulse rate.

The r.p.m. circuit is triggered by connecting Input LO to vehicle chassis and Input HI to the ignition coil L.T. trigger point.

For a four-stroke engine, the distributor shaft rotates at half the speed of the crankshaft and it can be shown that r.p.m. is related to the contactbreaker pulse rate by the equation:

$$\text{r.p.m.} = \frac{\text{pulse/min.} \times 2}{\text{Number of cylinders}}$$

Engine r.p.m. is therefore proportional to the pulse rate appearing at the L.T. trigger point, and accordingly the d.c. output from IC1 which is calibrated accordingly.

Pulse shaping and clamping circuitry is added to protect the CMOS input of IC1 from transients produced by the ignition coil inductance.

### DWELL MEASUREMENTS

To simplify use of the Minitune, dwell measurements are made using the same connections to the vehicle as required for r.p.m. measurements. Dwell angle of a distributor is the angle through which the contact breaker cam rotates whilst the points are closed. To ensure correct combustion the dwell angle adjustment is very important and may be measured by comparing the points open time to points closed time or duty cycle.



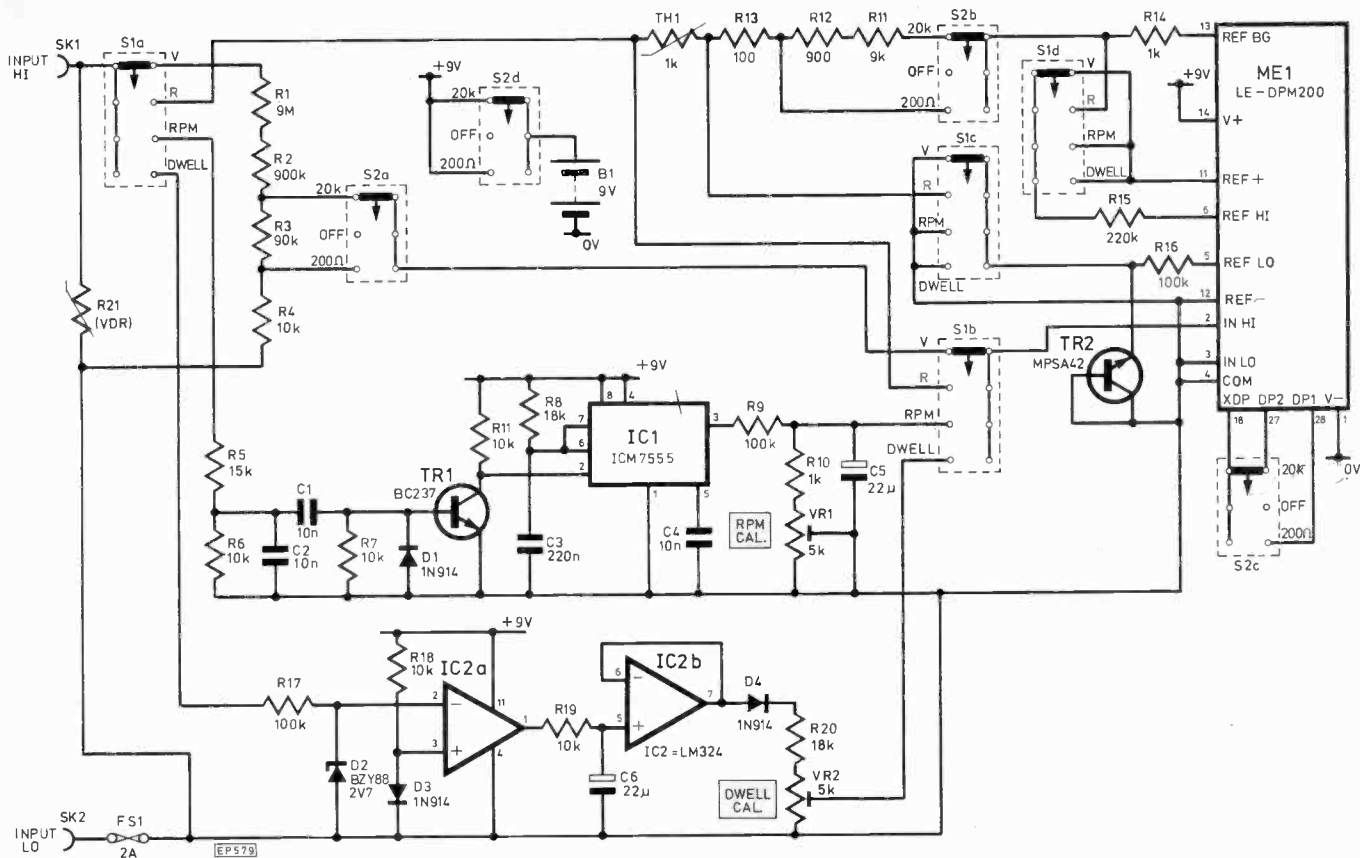


Fig. 1. Circuit of Minitune

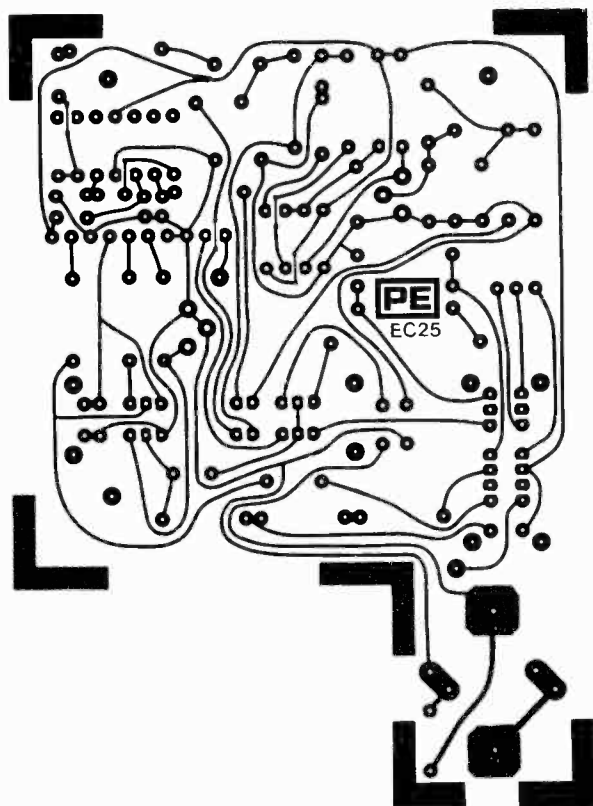


Fig. 2. Printed circuit board

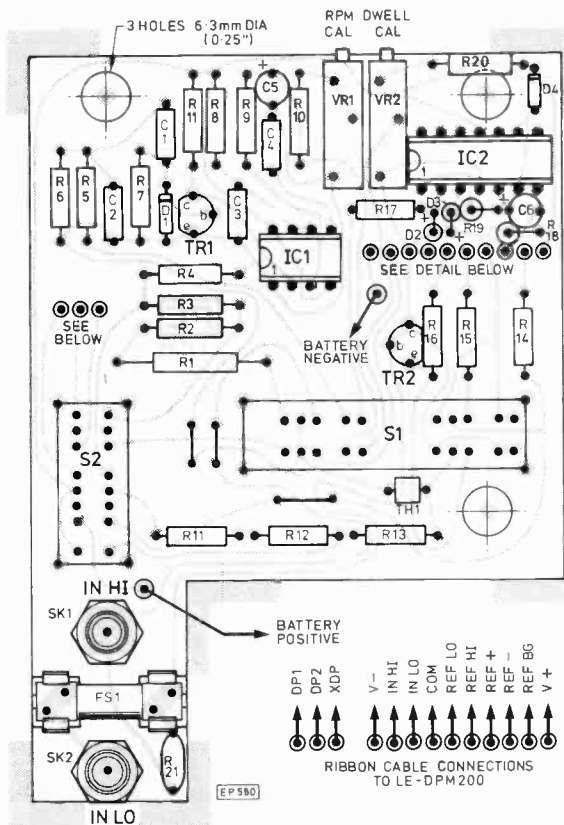


Fig. 3. Component overlay

# COMPONENTS

## Resistors—

R1	9M	} Metal film 0.25%
R2	900k	
R4	10k	
R5	100k	} Carbon film 5%
R6	10k	
R7	10k	
R8	18k	
R9	100k	
R10	1k	} Metal film 0.25%
R11	9k	
R12	900	
R13	100	
R14	1k	} Carbon film 5%
R15	220k	
R16	100k	
R17	100k	
R18	10k	} Carbon film 5%
R19	10k	
R20	18k	
R21	400V	VDR

## Variable Resistors

VR1	5k preset
VR2	5k preset

## Semiconductors

D1	1N914
D2	BZY88 2V7
D3	1N914
D4	1N914
TR1-TR2	MPSA42
IC1	ICM7555 (CMOS)
IC2	LM324

## Miscellaneous

S1 4 pole 4 position slide switch.  
 S2 3 pole 3 position slide switch.  
 TH1 1k PTC thermistor.  
 ME1 LE DPM 200 panel meter module.  
 Case.  
 P.c.b.  
 4 mm p.c.b. mounting terminals (2 off).  
 Ribbon cable.  
 Self M3 screws.  
 PP3 battery and connectors.  
 A kit of components (excluding the DPM200 and case) is available at £14.95 (inc. VAT and p&p) from **Lascar Electronics Ltd., Unit 1, Thomasin Road, Basildon, Essex SS13 1LH.**

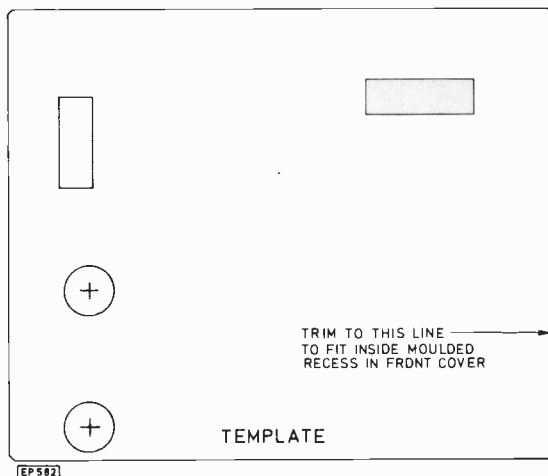


Fig. 4. Front panel template

A four cylinder engine has four distributor cam lobes spaced 90° apart which represents the maximum possible dwell angle. In practice the dwell angle is usually slightly less than two thirds the cam lobe angle.

$$\text{Dwell angle} = \text{cam lobe angle} \times \frac{100\% - \text{Duty Cycle}}{100\%}$$

The first stage of IC2 acts as a comparator with preset triggering threshold. The pulse output of IC2a is an inversion of the input pulses such that the points closed time is active "high". The pulses are averaged to produce a d.c. voltage proportional to dwell angle for input to the panel meter.

## CONSTRUCTION

Construction of the Minitune is very straightforward and the component layout is shown in Fig. 2. Resistors and capacitors should be soldered in place first followed by the semiconductors and taking particular care with CMOS IC1.

Switches should be pushed down onto the p.c.b. as far as possible and checked for perpendicular positioning before soldering in place. The fuse clips and terminals should now be soldered in place.

Ribbon cable connects the panel meter to the p.c.b. and the battery connector should then be soldered in place.

## TESTING AND CALIBRATION

With the instrument switched to the 20V range the display should read 0.00 and voltage measurements should not require calibration if the correct attenuator resistors have been used.

When switched to resistance ranges and the inputs open circuit the display should indicate a 1 in the leading digit with the other digits blanked which is the over-range indication. When the input terminals are shorted together, the display should read zero except on the 200 ohm range where there will be a small offset due to the fuse and switch resistance.

## PULSE GENERATOR

The r.p.m. section may be calibrated using a pulse generator. Referring to the earlier equation it will be evident that a 50Hz input pulse rate corresponds to 1500 r.p.m. A low secondary output mains transformer may be used by rectifying and clipping the output. With 50Hz input VR1 should be adjusted until the panel meter reads 1.50.

To calibrate the dwell section a pulse generator with variable mark/space ratio is preferable but a 50Hz square wave source is a useful substitute. VR2 should be adjusted until the display reads 45.0 with an equal mark/space ratio input. With the input open-circuit the display should be approximately 90.0.

The Minitune is now ready for use and the p.c.b. may be screwed in place, then the panel meter located in the case and the case clipped together. The dwell and r.p.m. readings should be multiplied by two-thirds when used on six-cylinder engines and by half when used on eight-cylinder engines.

## USING THE MINITUNE

The DP400 Minitune enables accurate measurements to be carried out and can be used to set the idling speed and dwell angle in accordance with manufacturers' specifications. In addition, a wide range of tests may be carried out including points, coil, air cleaner and air/fuel ratio mixture. Reference should be made to a workshop manual and/or *PE* January 1981 issue.


*Note: the interior cutting details of the case are identical to that shown in the continuity meter article.*

# THE PRINTER YOU THOUGHT YOU COULDN'T AFFORD....

The SEIKOSHA GP80  
- 80 column impact  
matrix printer

£199\*

**FREE**  
2000 sheets  
Tractor Paper  
Worth £20



\*price includes  
UK mainland delivery  
but excludes VAT.

Standard Centronics interface makes it  
ideal for most hobby Micro's

The GP-80 is a revolutionary new graphic printer with a difference, not only does it have an amazingly low price, but unlike its competitors the GP-80 uses a unique 'Uni-hammer' system and with a name like Seikosh\* behind it you can be sure of its quality, reliability and precision construction. The GP-80 is an ideal printer for your system or VDU, and it produces a top quality printout.

If you would like a GP-80, complete the order form or telephone today. (\*part of the Seiko Watch Company).

Allow 14 days delivery, subject to availability, full refund if goods returned within 14 days.

```
( ) * + , - . / 0 1 2 3 4
p q r s t u v w x y z ( ) ~ @ # $ % & '
A B C D E F G H I J K L M N O P Q R S T L
ö ð ù ò ù ù ù ù ù ù ù ù ù ù ù ù ù ù
b c d e f g h i j k l m n o p q r s t u v
```



Printout sample of GP80  
(reproduced same size)

- \* PRINT METHOD - Impact Dot Matrix
- \* CHARACTER MATRIX - 5 x 7 Dot Matrix
- \* CHARACTER SET - 128 characters
- \* CHARACTER CODE - ASCII
- \* PRINT SPEED - 30 characters/second
- \* CHARACTERS/LINE - 80 or extended chs.
- \* CHARACTERS/INCH - 12
- \* LINES/INCH - 6 (9 for graphics)
- \* LINES/SECOND - 5 (7.5 for graphics)
- \* PAPER FEED - Pin Feed
- \* PAPER/WIDTH - Up to 8" plain paper
- \* COPIES - 3
- \* RIBBON - Ink roller built in cassette type (1 colour)
- \* POWER SUPPLY - 100/117/220<sup>±</sup> 10% 50/60 Hz
- \* POWER CONSUMPTION - 15W (print) 5W (idling)
- \* DIMENSIONS - 17.25 d x 32.8 w x 13.2 h cms
- \* WEIGHT - 2.5 kg (5½ lb.)
- \* NOISE LEVEL - Under 60 phon
- \* INTERFACES - Centronics fitted as standard
- \* WARRANTY - 12 months

## Micro Peripherals

61 New Market Square,  
Basingstoke, Hampshire.  
RG21 1HW

Telephone: 0256 56468  
(4 lines)

Telex: 858575

Seiko appointed importer  
and distributor

Order to: MICRO PERIPHERALS, 61 New Market Square,  
Basingstoke, Hampshire RG21 1HW

Please supply:

Quantity	Description	Unit Price	Total
.....	GP-80 Printer	£228.85	.....
		includes 15% VAT and P&P	.....

I enclose my cheque/PO or debit my Access/Visa account £ .....

Access/Visa Account No. ....

Signed.....

Name (please print).....

Address.....

PE6

# Strictly

by K. Lenton-Smith

TAKE a successful business man with a passion for something quite outside his field, add some experts to develop the ideas and you have the start of something destined to prove interesting.

Frederick C. Lowrey, who died in 1955 aged 85, firmly believed that music was a 'purifying and uplifting force' and set himself the task of developing an electric instrument capable of reproducing the pipe organ as closely as possible. Although he never played the organ, he knew organ music and became thoroughly familiar with the technicalities of the instrument itself. Once he had set himself on this course there was no turning back and he never regretted the time and money spent on the process.

At the age of 16 he started up in business, selling pots and pans from a horse-drawn 'shop' and in 1894 founded Central Commercial Investment.

In the early years of this century, Lowrey had seen the Cahill organ installed in the Telharmonic Hall, New York City. The Eastern Cahill Telharmonic Company made arrangements with the telephone company to meter music to subscribers. Mark Twain was one of the first to have his home wired for organ music by telephone. The musical notes were produced by a series of alternators and, as there was no known means of electrical amplification at that time, a handset was the only method of hearing them. Unfortunately for that company, Henry P. Morgan (a leading industrialist of that era) had difficulty placing an important business call and such was his influence that he put a stop to music by telephone.

The next electrical instrument presented to the American Public was the Choralcello, originally made in Boston, Mass. In 1918, Frederick Lowrey took over its manufacture and moved the factory to Chicago. This instrument derived its tones from piano strings which were vibrated mechanically and had either one or two seven octave keyboards. Lowrey's next essay was the purchase of an organ from a Californian inventor: he had the instrument delivered by boxcar and set up in an abandoned theatre in Chicago. This organ had vertical, resonator pipes with diaphragms near their bases which were made to vibrate at given frequencies. Though smaller than a pipe organ, it proved to be too large for a home or small chapel.

During the 1930s, Lowrey continued his quest, buying patents and employing inventors, engineers and musicians. His team at

Central Commercial experimented with generators of every known type — rotary magnetic, rotary electrostatic, gas discharge tubes and valves — during this decade. Their final choice was valve generators because no moving parts were involved and rich waveforms were available.

## ORGANO

For the duration of the second world war, U.S. Government controls forbade the manufacture of musical instruments and purchase of electrical materials that were not essential to the war effort. Even so, Lowrey's first successful venture was the *Organo*, conceived by his associate Mr. Koehl and demonstrated at the 1941 Music Merchants Trade Show in New York by the fabulous Ethel Smith.

The Lowrey Organ Division of Central Commercial produced this instrument, which added the facilities of a single manual organ to an ordinary piano. The electronics—speaker, amplifier and generators—were housed in a single cabinet alongside the piano, an interconnecting cable carrying signals from switches under the piano keys. It was a divider organ with twelve LC master oscillators based on 12AX7 valves, each with its string of four 12AU7 bistable divider stages. The keyboard could be 'split' and vibrato applied overall. A simple tone forming system allowed the player to choose combinations of Principal, Horn and String at several volume levels.

Lowrey Organs were now well under way. Their first spinet model, the *Berkshire* was produced in 1954 and its voicing principles are still used in current models. In the following year, Frederick Lowrey died and, as the organ operation was foreign to its businesses, Central Commercial sold Lowrey Organs to the Chicago Musical Instrument Company.

Lowrey's new owners continued with the same vigour shown by the pioneer himself. 1956 saw the first spinet organ with sustain, chimes and glide—the *Lincolnwood de Luxe*. The *Holiday* and *Heritage* series of organs were initiated and in 1962 the company was first in the field with AOC. This feature—Automatic Organ Computer—will add full chords to a single note melody, according to left hand harmony. Runs of chords otherwise impossible to finger make it still a popular feature today.

In the 1960s, with Lowrey team were

first in producing instruments with built-in Leslie speakers and chorus reverberation. In 1965, with the advent of more reliable silicon devices, valves were replaced by transistors. In the last decade, Golden Harp (automatic arpeggio), String and Brass Symphonizers were fitted to Lowrey models and the company was collaborating with i.c. manufacturers in designing Top Octave Synthesizers and other LSI devices.

## MX1

Frederick Lowrey's dream of providing the public with convincing sounding organs would have made him proud of 1981 models, though they offer far more than organ tones. At the top of the range is the MX1, which Lowrey say almost defies description, but I will have to try just the same! This is a one man band with total realism—by means of a perfect marriage between microprocessor/computer and orchestral voicing.

'Orchestration Plus' is a feature offering the choice of twelve pre-programmed, fully orchestrated backgrounds against which to play the solo on an almost unlimited number of upper keyboard registrations. The orchestrations are Big Band, Contempo, Polka, Country, Jazz Guitar, Rock, Blue Grass, Baroque, Rhythm Guitar, Disco, Waltz and Latin. Variations can be applied: for example, Big Band is programmed to play trumpets, trombones and string bass, but saxophones can take over. The fidelity of the instrument sections is such that nothing short of the highest praise is due to Lowrey's engineers.

Eighteen digital stereo rhythm patterns are available and there are three synthesizers. The Orchestral Symphonizer is polyphonic with brass, reeds and percussive tones, all of which may be coupled down to the lower manual. The Solo Symphonizer is monophonic but can be used with other polyphonic voices, whilst the Custom Symphonizer allows the player to set up his own voicing by means of envelope and filter controls.

Orchestral Percussion provides not only the usual second and third harmonic effects but also chimes and vibraphone among its nine effects. Golden Harp arpeggiates over three octaves and may be used in conjunction with Orchestral Percussion. A string synthesiser processes cello, viola and violina and the mixture can be channelled through Sterophase Chorus Celeste for a Mantovani effect.

AOC is present and, in addition to the many tab controlled voices on each manual, Custom Flute presets allow these tones to be mixed by sliders in drawbar fashion. (It is interesting to note that Lowrey have their form of Hammond drawbar, while Hammond have their version of AOC, called 'Pro Chord'!) Magic Genie chords are fitted with the beginner in mind.

Lowrey's claim that this is the 'ultimate organ' is certainly justified at present—and it would be good to be able to write the cheque for just under £14,000 to buy it. With technology advancing rapidly, one wonders what the back room boys will come up with next!



# SPECIAL OFFER



# CAR AUDIO BOOSTER



## £11.50

**INCLUDING V.A.T**

**PLUS £1.20 POSTAGE & PACKING**

## LIQUIDATED STOCK

**W**E HAVE been able to arrange this PE offer as a result of a special purchase. A limited quantity of these booster amplifiers are available to PE readers at this incredible price—you cannot even buy the components for the cost of this ready made unit.

A fully protected 15W per channel audio booster providing extra amplification for stereo car radios, cassettes and radio/cassettes. Improves quality of tone across the frequency spectrum of 30Hz to 10kHz. The unit is designed for 12V negative earth vehicles and can be remotely mounted. An inbuilt electronic on/off switch means that all functions of the booster are via the radio/cassette controls.

**Available to UK addresses only. Offer closes Friday 26th June 1981.**

To: RTVC Ltd., 21b High St., Acton W3 6NG (mail order only).

Please complete both parts of the coupon in BLOCK CAPITALS

Please send me . . . Audio Boosters at £11.50 plus £1.20 post and packing (Total £12.70) each.

I enclose P.O./Cheque No . . . . . Value . . . . .

Make cheques payable to RTVC Ltd.

Name . . . . .

Address . . . . .

. . . . .

. . . . .

. . . . .

Please allow 28 days for delivery  
**OFFER CLOSSES FRIDAY 26th JUNE 1981**

Name . . . . .

Address . . . . .

. . . . .

. . . . .

From: RTVC Ltd., 21b High St., Acton W3 6NG.

**N**EXT to temperature measurement, pH measurement is one of the most widely used in many areas of science. pH is a measure of the concentration of hydrogen ions in a solution and is effectively a measure of acidity. Absolute measurement of pH and the monitoring of its rate of change is important in chemistry experiments but pH measurement is also of importance to the food and drink industries, to aquarists to prolong the life of tropical fish and to gardeners who use lime to control soil acidity and improve plant growth.

The DP300 pH meter provides accurate measurement of pH values in the range 0 to 14pH with resolution of 0.01pH.

### MEASUREMENT OF pH

The value of pH is defined as:

$$pH = \log \frac{1}{[H^+]}$$

where  $[H^+]$  is the hydrogen ion concentration in the solution.

Pure water at ordinary temperatures dissociates slightly into hydrogen ions and hydroxyl ions  $[H_2O \rightleftharpoons H^+ + OH^-]$ , the concentration of each type of ion being  $10^{-7}$  gram-molecules per litre, the pH value of pure water will be:

$$\log \frac{1}{10^{-7}} = 7$$

This figure is therefore taken to represent neutrality on the pH scale.

If acid is added to water its hydrogen ion concentration will increase and its pH value will therefore decrease. Acidity is indicated by pH values below 7, and alkalinity is indicated by values above 7.

Acid has the effect of liberating hydrogen ions in solution and one of the traditional tests for acidity is to use litmus

paper. Generally acid reacts with litmus paper to turn it red, whereas alkali turns litmus blue. For accurate measurement of pH electronic methods are universally used. A simple pH probe consists of two electrodes between which a potential difference is generated when they are immersed in the solution under test. Probes are constructed on the principle of a galvanic cell with output proportional to pH value. The output is very small and a certain amount of care is required in its measurement.

### CIRCUIT DESCRIPTION

The DP300 pH meter has been designed to operate with a laboratory grade probe which will be made available to PE readers. The circuit of the instrument is shown in Fig. 1 and requires few components in addition to the LE-DPM 200 panel meter.

The pH probe is fitted with coaxial cable, to protect the electrode potential difference from r.f. pickup, and connects to the instrument via plug and socket.

Operational amplifier IC1 forms a unity-gain voltage follower which presents very high impedance of typically  $10^{12}$  at its non-inverting input to produce negligible loading of the electrode.

Amplification is provided by VR3 and a reference voltage is adjusted by VR4 such that with zero input from the electrode a reading of 7.00 is obtained on the panel meter.

### CONSTRUCTION

The p.c.b. track layout is shown in Fig. 2 and it should be noted that the p.c.b. supplied from Lascar Electronics is coated to prevent ingress of moisture which could affect accuracy.

The component layout is shown in Fig. 3 and the assembly is straightforward. Link LKA should be omitted at

**FREE CASE  
PROJECT**

**pH METER**

*THE DP300 DIGITAL PRECISION  
pH METER HAS A MEASUREMENT  
RANGE OF 0-14 pH  $\pm$ 0.01 pH*

**MARTIN KENT**

*\* Please note the Front Cover and this photograph show the prototype pH meter.*





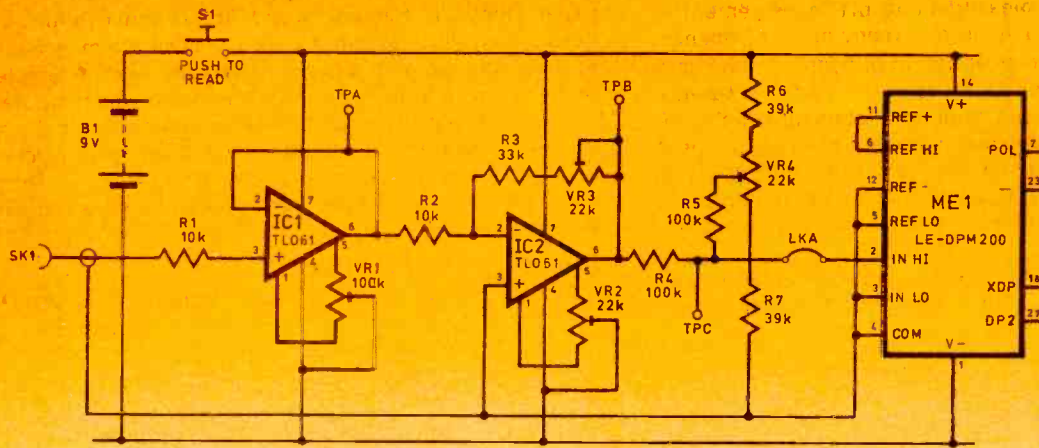


Fig. 1. Complete circuit diagram of the pH meter

this stage to ease the calibration. When all components have been soldered in place, the panel meter may be connected to the p.c.b. by the ribbon cable.

To ease the calibration of the pH meter it may be found worthwhile fixing the p.c.b. to the lower half of the case using the self-tapping screws.

### CALIBRATION AND TESTING

The LE-DPM 200 is supplied tested and calibrated with 200mV, full scale and is used as a separate piece of test equipment when calibrating the pH meter to avoid the need for additional instruments.

When the p.c.b. assembly is complete, a battery should be connected to the unit and a piece of insulated wire approximately six inches long connected to the panel meter side of link LKA position on the p.c.b. The flying lead arrangement

enables voltages around the p.c.b. to be monitored on the panel meter.


When the test lead is connected to the Input LO side of the coaxial socket the display should read 0.00.

Connect a shorting link to the coaxial inputs and connect the test lead to test point A. VR1 should be adjusted to zero the offset voltage produced by IC1. Now connect the test lead to test point B and zero the offset voltage of IC2.

Now connect the test lead to test point C and adjust VR4 to provide a reading of 7.00 on the panel meter.

Remove the test lead, insert link LKA on the p.c.b., remove input shorting link and connect the pH probe to the coaxial socket.

The probe is supplied with two calibration buffer powders of pH4 and pH7. The probe should be placed in buffer pH7



## COMPONENTS ...

### Resistors

R1, R2	10k (2 off) carbon film 5%
R3	33k carbon film 5%
R4, R5	100k (2 off) carbon film 5%
R6, R7	39k (2 off) carbon film 5%
VR1	100k cermet multiturn preset
VR2, VR3,	
VR4	22k (3 off) cermet multiturn preset

### Semiconductors

IC1, IC2, TL061CP (2 off)

### Miscellaneous

ME1 Panel Meter LE-DPM 200 (See Special Offer)  
 Case  
 PP3 battery and connector  
 P.c.b.  
 Ribbon cable  
 Coaxial socket SK1  
 P.c.b. mounting switch  
 M3 self-tapping screws (4 off)

### Constructor's Note

A laboratory grade pH probe with full operating instructions and pH4 and pH7 calibration powders is available at £22 (inc VAT) and a kit of components (excluding DPM 200 and Case) is available at £8.95 (inc VAT and p&p) from **Lascar Electronics Ltd, Unit 1, Thomasin Road, Basildon, Essex.**

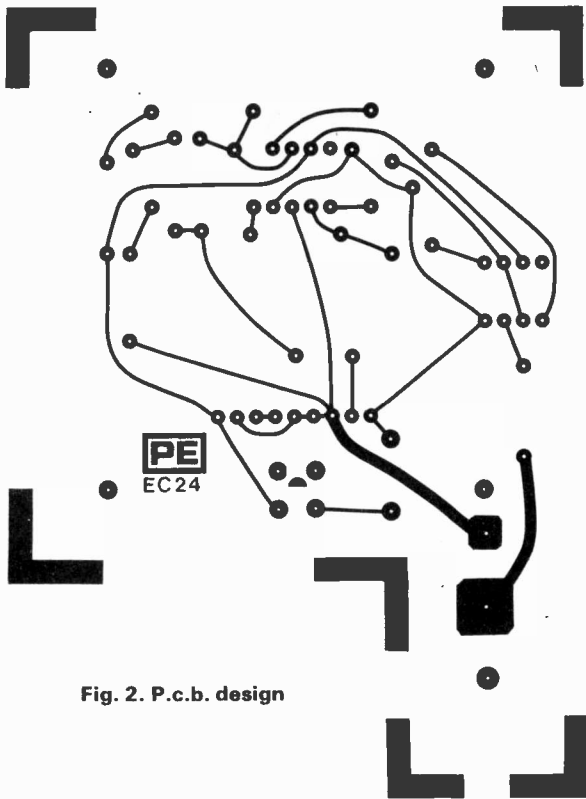


Fig. 2. P.c.b. design

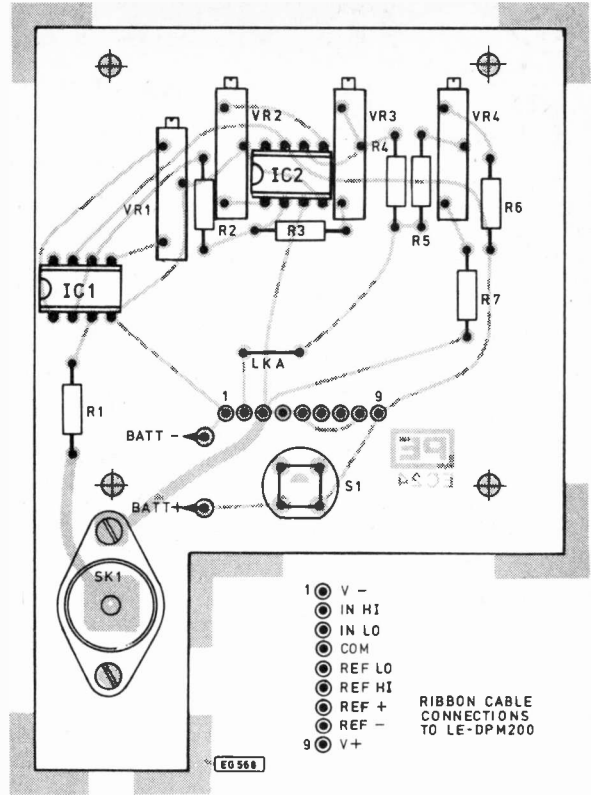


Fig. 3. Component layout

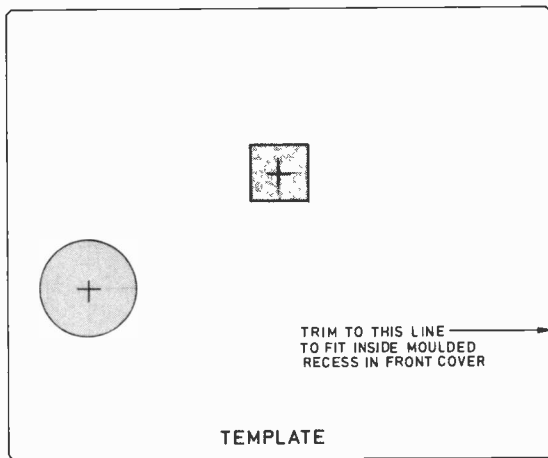

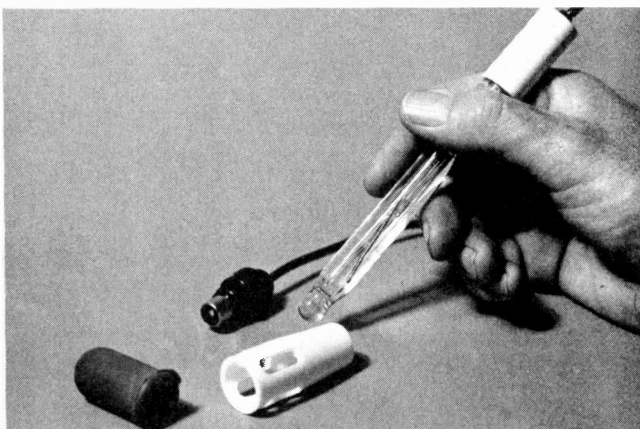


Fig. 4. Front panel template



Internal view of the pH meter



Probe assembly

solution and VR1 adjusted so that the panel meter reads 7.00. Rinse the probe in water and place it in buffer pH4 solution, adjust VR3 for a reading of 4.00. The front panel should then be drilled using the template shown in Fig. 4.

The instrument is now fully calibrated and the panel meter may be located in the top half of the case. The pH meter is ready for use for the measurement of other solutions at the same temperature and forms an ideal companion to the DP100 Thermometer.

★ The author gratefully acknowledges the assistance given by Barry James of the Aqua Chemical Co., Dover.\*





# Multicore makes for a better job...

The biggest name in solder worldwide

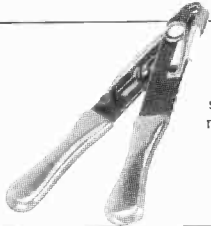


### Tool Box Reels

3 flux-cored solders that cover a range of electrical and non-electrical applications. ARAX 40/60 tin/lead size 11 £4.14 each. ALU-SOL size 4 £7.36 each. ERSIN 40/60 tin/lead size 3 £4.14 each.

### Solder Cream

For precision soldering. Solder Cream is a mixture of solder powder and flux. Electrical/electronic ("Ersin" flux) size BCR10 £1.49. Metal joining ("Arax" flux) size BCA14 £1.49. Stainless steel and jewellery ("Arax" flux) size BCA16 £3.22.



### Wire Strippers & Cutters

No tool box is complete without this handy wire stripper which will adjust to most sizes of flex and cable. Easy grip plastic coated handles. Automatic opening. Handle locking device. Ref 9 £2.69.



### Handy Dispensers

Size 19A 5-core solder Ersin flux 1.22mm dia for electrical work £0.97.  
Size PC115 extra thin gauge for small electrical components £1.27.  
Size SV130 5-core Savbit specially for copper bits and wires £1.61  
Size AR140 Arax solder for all metal repairs except aluminium £1.38.  
Size AL150 Alu-sol for most metals especially aluminium £1.93.  
Size SS160 for stainless steel and silver jewellery £2.53.

**Soldering Flux Paste - Ersin**  
A fast, non corrosive rosin flux for general and electrical soldering applications. Use with Ersin Multicore solder. Size RF10 £0.74.  
Arax soldering flux paste also available for general metal working. Size AF14 £0.74.



**Ersin 5-core Dispenser**  
Handy dispenser for all electrical and electronic applications. Size 6 £0.62.




**Savbit Dispenser**  
Handy dispenser ideal for radio, TV and similar work. Reduces copper erosion. Size 5 £1.09.

# ... Bib makes for a better sound




### Electronic Cassette Head Demagnetizer

Demagnetizes the tape heads to improve performance and reduce background noise. Audible tone indicates demagnetizing action. Works on all cassette machines including in-car. No external power needed. Ref 23 £10.49.



### Bib Groove-Kleen

For single play turntables. Velvet pad and tracking brush track across the record as it plays picking up harmful dust to improve sound performance. Ref. 101B £4.69 British Patent Number 1519881



### Cassette Tape Hand Winder

Winds a C90 cassette in 60 seconds - faster than most cassette machines. Especially ideal for battery powered recorders to save consumption when used on fast wind. Ref 78 £1.66. British Patent Number 1443628

### Bib Groove-Guard-XL-2

Unique formula liquid, when applied to record, gives anti-static protection and helps reduce friction between stylus tip and groove. Complete with pump spray dispenser and special cleaning pad. Treats up to 12 LPs. Ref 27 £2.60.



### Record Valet and Liquid

Handy kit contains special anti-static fluid and velvet record cleaning pad. Ideal to remove dust and other particles from records and provides an anti-static effect to help keep your records clean. Ref 47 £3.45.



### Tape Head Cleaning Kit

Contains everything needed to clean and maintain the heads, capstan and pinch wheel on all types of cassette and tape machines. Kit includes cleaning and polishing pad, special liquid and handy inspection mirror. Ref 25 £2.48. British Patent Number 1485069.



**Bib Hi-Fi Accessories Ltd.**  
Kelsey House, Wood Lane End,  
Hemel Hempstead,  
Hertfordshire HP2 4RQ.  
Telephone: (0442) 61291.

All prices given are recommended retail including VAT. If you have difficulty in purchasing your Multicore solder product or Bib Hi-Fi accessory, send direct to the address above quoting the reference number and including your remittance plus 40p P&P. Send SAE for free colour-catalogue showing complete range.

# Readout...

## A selection from our Postbag

Readers requiring a reply to any letter must include a stamped addressed envelope.  
Opinions expressed in Readout are not necessarily endorsed by the publishers of Practical Electronics.

### Rabbit, rabbit . . .

Sir—I simply had to put pen to paper in your defence. I feel that Mr. Bleck's criticism levelled at such a good mature-minded magazine just cannot be tolerated.

What I would like to know is: has Mr. Bleck checked all his electrical equipment for r.f. interference radiation, including his car, drill, washing machine, etc. After all, as Mr. Bleck doesn't like interference, why should his neighbours?

Mr. Bleck claims to have read so much about CB, and yet he knows so little about it. He says: "Every ten years or so it will become involved in some small way with a murder hunt . . ." Your magazine, plus all the *informed* readers will know just how many lives have been saved, and how many people have been helped by illegal CB already. Mr. Bleck also says that 99 per cent of the population is similarly disinterested. Just how naive can any person be? They say that ignorance is bliss—in Mr. Bleck's case, it is pitiful.

I have read and enjoyed your magazine for about 20 years, and have found it to be a very respectable magazine, which keeps its readers happy and informed. If Mr. Bleck had his way, it would no doubt be run on communist lines—i.e. if the Editor doesn't like it, it won't get printed.

I will go on reading your wonderful magazine even if you say things I don't agree with. Thankyou for letting me air my views, which I'm sure are shared by many other people.

R. S. Spencer,  
Forest Hill.

Sir—I write in reply to Mr. Peter Bleck's letter printed in your April edition of Readout.

May I say that if "99 per cent of the population" are disinterested in Citizens Band Radio, as he so inaccurately claims, are the authorities that be (i.e. HM Government) bowing to the wishes of a one per cent minority? I doubt it.

Perhaps he should contact his local post office to help him locate the source of interference on his domestic equipment.

I would be obliged if you would print his full address, so that anyone who is interested in CB can send him a postcard to give him an idea of the support CB has. Nobody is asking him to like CB (I don't agree with foxhunting, for example)—but just to keep his childish outbursts to himself.

Ben Spencer,  
Waddington.

### Wonderful response

Sir—I am writing to let you know what a wonderful response I've had from an advertisement I placed in your magazine. I have been looking and hoping for a very long time that I could find someone who could build me a transistorised horn for use with my various model boats. Up until now, my search has been in vain.

Recently, I was advised to advertise in your magazine, and I'm very glad that I did—now three professional people are helping me with what I have been seeking to install in my boats.

Thankyou very much for your help and the wonderful medium that *Practical Electronics* has proved to be.

B. Clarke,  
Eastbourne.

## OSCILLOSCOPES

How to use them - How they work · by Ian Hickman

Oscilloscopes are essential tools for checking circuit operation and diagnosing faults, and an enormous range of models is available. But which is the right scope for a particular application? Which features are essential, which not so important? What techniques will get the best out of the instrument?

Ian Hickman, experienced in both professional and hobbyist electronics, has written this book to help all oscilloscope users - and potential users. After introducing basic principles for readers new to the subject, he explains in detail the features of typical simple and advanced real-time oscilloscopes, plus accessories such as probes and cameras. He advises on how to choose and operate scopes, and how to avoid common pitfalls; he also describes special-purpose instruments, from small portable scopes to storage scopes and spectrum and logic analysers.

Finally, to give readers a better understanding of how oscilloscopes work, he explains the principles of the cathode-ray tube and basic scope circuitry.

**NEW  
BOOK**

Illustrated with many photographs and two-colour diagrams, the book will appeal to everyone who needs to know about oscilloscopes, from the school student to the graduate, from the hobbyist to the technician.

Available from your local bookseller or in case of difficulty from the Publisher.

## BROADEN YOUR SCOPE NOW!

Cut out this coupon and return it to Patricia Davies, Marketing Manager, at the address below.

Please send me  copy/copies of Oscilloscopes (Hickman) 0 408 00472 X Illustrated paperback, 128 pages (216 x 138mm) at £3.45 each.

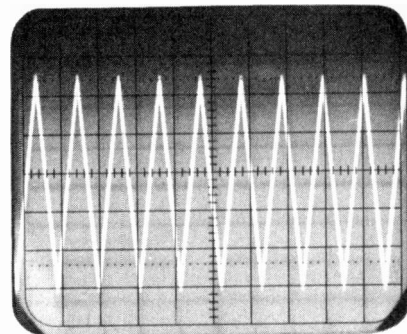
I enclose a cheque/PO for £  
in total payment

From

Address

(PE/6/81)

**Newnes Technical Books**  
Borough Green, Sevenoaks, Kent TN15 8PH



# Oscilloscopes

## ...HOW THEY WORK

### Part Three...Circuitry...by Ian Hickman

**This feature is taken from the last two chapters of a new book by this well-known author. Published by Newnes Technical Books the paperback is entitled *Oscilloscopes. How to use them. How they work.***

THE circuit diagram of the trigger processing circuits, time-base and X deflection amplifier of a modern dual-trace 15MHz oscilloscope, recently introduced by Gould (formerly Advance Ltd.), is shown in Fig. 19. It is a good example of the tendency noted earlier of modern oscilloscope designs increasingly to incorporate integrated circuits while retaining discrete components for those circuit functions where they are more appropriate. The various sections of the circuit are labelled (e.g. ramp generator, X output amplifier etc.) and detailed operation is described below, as it is typical of modern oscilloscope practice.

The trigger source switches, S502 and S503, connect the required trigger signal via the trigger coupling switches, S504 and S505, to the trigger buffer amplifier formed by TR601 and TR602. S502 selects the differential CH1 signal via R313 and R314 from IC301. S503 selects the equivalent CH2 signal via R363 and R364 from IC351. Where both S502 and S503 are selected, both of the above signals are disconnected and the single-sided input from the EXT TRIG input socket SKC is selected.

When the a.c. coupling switch, S504, is out, the trigger signals are directly coupled-through, but when this switch is in, a.c. coupling is introduced via C603 and C604 (C601 on external). TR601 and TR602 form a differential buffer amplifier with the d.c. balance controlled by the trigger level control, R602. The differential output from this stage is applied to the comparator, IC602, which has positive feedback applied by R623 to form a Schmitt trigger circuit. The changeover switch, S506, reverses the output from TR601 and TR602 to determine the trigger slope.

When both S504 and S505 are "in" (a.c. and d.c. in for TV mode), the junction of R603 and C610 is connected to the -11V supply. D601 and D608 are brought into conduction, while D602 and D604 are reverse biased. This diverts the output of the trigger amplifier away from IC602 into TR605, which amplifies the positive tips of the waveform only. TR605 is prevented from saturation by feeding back the peak detected synch pulses via TR607 and TR606 to the emitter of TR605.

These pulses are amplified by IC601b and applied via R617 and D603 to the Schmitt trigger, IC602. IC601a is used in conjunction with S504 and S505 to disable the sync separator when a.c. or d.c. is selected.

At the fast timebase sweep speeds, S262a is open and TR603 is cut off. However at speeds of 100 $\mu$ s/cm and slower, R608 is connected to +11V and TR603 is switched on. This effectively grounds C609 to introduce an RC integrating time constant into the sync pulse signal path in the TV mode to separate out the frame trigger.

The square-wave trigger output from IC602 is applied (with d.c. bias of Zener diode, D605) as the clock to the D-type TTL flip-flop, IC501a. A positive-going trigger edge will clock the bistable, driving Q low. In the waiting state, Q was high (+4.5V), turning on TR261 via R507 and R262, holding the input (and hence the output) of the operational amplifier, IC261, at 0V. This timebase amplifier is connected as a direct voltage follower.

When the trigger signal sends Q of IC501 a low, the timebase clamp transistor, TR261, is turned off. Part of the constant current generated by TR264 flows through the resistor network, R272, to charge C263 at a constant rate. The resultant positive-going linear ramp voltage generated at the input of IC261 is buffered by that amplifier to generate the low-impedance ramp output.

#### **TIMEBASE RANGE SWITCH**

The timebase range switch, S262, selects the tap point on the network, R272, to vary the ramp slope in the 1, 2, 5 sequence over a range of three decades. On all fast sweep ranges TR262 is biased off, but on ramps 0.5ms/cm and slower S262c connects R263 to +11V. TR262 is turned on and C264 is effectively connected in parallel with C263 to slow the sweep rate 1000 times.

The constant current in the ramp generator is derived from the current mirror circuit formed by TR263 and TR264. The variable gain control, R269, provides an approximate 3:1 range

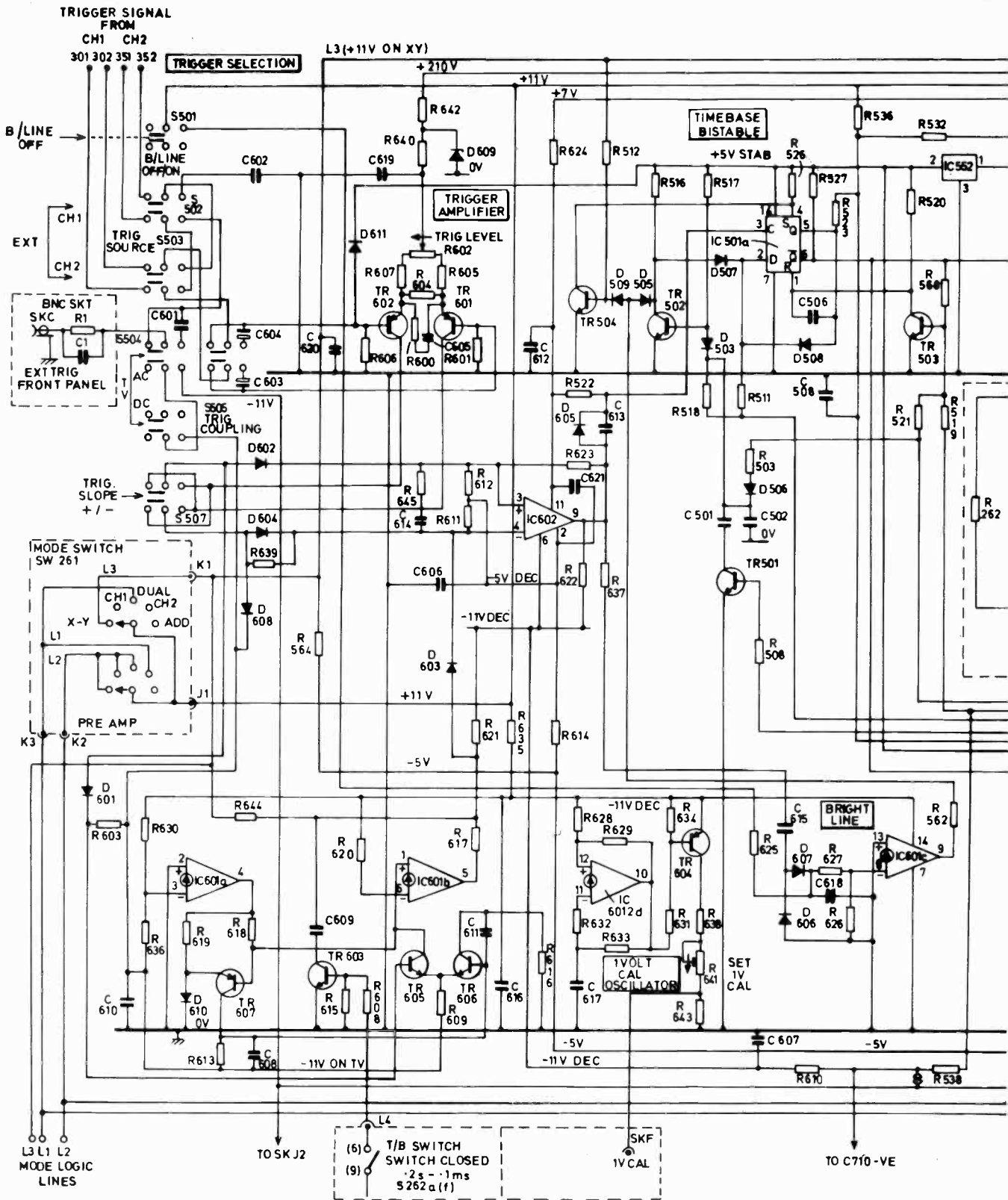
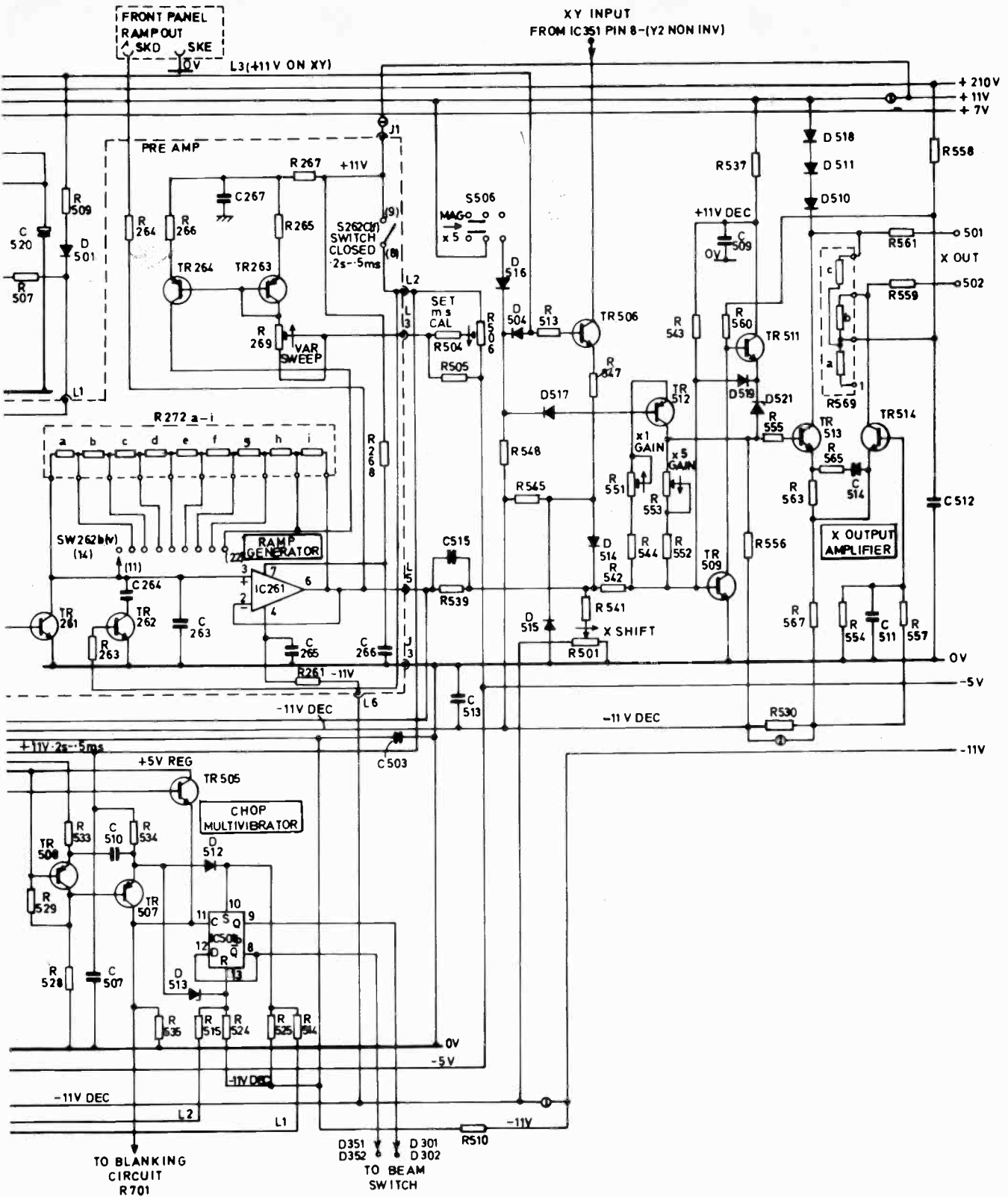


Fig. 19. X circuits of Gould OS255 oscilloscope, showing timebase generator-





trigger circuits and X-deflection amplifier (courtesy Gould Instruments Division)

of variation in this current; R506 provides a preset calibration control on the slow sweep rates, only when S262 is closed.

When the ramp reaches its maximum level, the negative bias introduced by R521 and R519 is overcome and TR503 turns on, driving the reset input of the timebase bistable low. As the bistable switches, Q returns high, and TR261 conducts to discharge the timing capacitor(s) and the sweep is complete. However, a hold-off action takes place to inhibit trigger signals during the sweep; this remains for a short period after a sweep to ensure that the ramp potential is fully reset before the next sweep can be triggered. As the ramp goes positive, D506 conducts to charge C502, reverse biasing D503 and turning on TR502. At the end of the sweep when the timebase bistable is reset, Q goes low and the D input follows via the action of D508 and R511. The ramp output returns rapidly towards 0V, but TR502 remains in conduction for a period determined by C502 and R518. Only when TR502 turns off can R516 and D507 take the D input high for the bistable to respond to the next clock input.

Transistor TR501 acts in a way similar to TR262 (described above) to introduce additional hold-off time through C501 on the slower half of the timebase ranges.

The brightline facility causes the timebase to free-run in the absence of trigger signals. The square-wave output from the Schmitt trigger, IC602, is coupled via C615 into the peak detector diodes, D606 and D607, to generate a positive-going signal into the negative input of IC601c, driving its output negative. In the absence of such trigger signals for a period determined by

TR513 and TR514. The collector output of this stage drives the X deflection plates of the c.r.t. The gain introduced by TR509/TR511 is defined in the  $\times 5$  magnification mode by the input resistance, R539, and the feedback resistance, R552, with the preset, R553. In this mode the transistor switch, TR512, is biased off. However in normal  $\times 1$  magnification mode, S507 is open and the current in R548 turns on TR512, introducing R544 with preset R551 as additional feedback to reduce the gain of the amplifier accordingly.

The X shift control, R501, introduces an additional bias input via R541 into the input of the shunt feedback amplifier.

## POWER SUPPLY AND C.R.T. CIRCUITRY

The circuit diagram of the c.r.t. and power supplies section of a straightforward oscilloscope, the Scopex 4S6 is shown in Fig. 20. All the supplies are derived from a mains transformer with an untapped primary, providing operation from 210 to 250V a.c., 48–60Hz. The 6.3V secondary winding that supplies the c.r.t. heater is insulated to withstand the full  $-1.4\text{kV}$  e.h.t. voltage applied to the c.r.t. cathode/grid circuit. All the d.c. supplies are derived from a single-tapped secondary winding; as is usually the case in inexpensive scopes, they are not stabilised. This will cause the deflection sensitivity of the c.r.t. to vary with mains voltage, but the design of the Y amplifier is such that its gain varies with mains voltage in the inverse sense, maintaining the overall gain constant at the calibrated value.

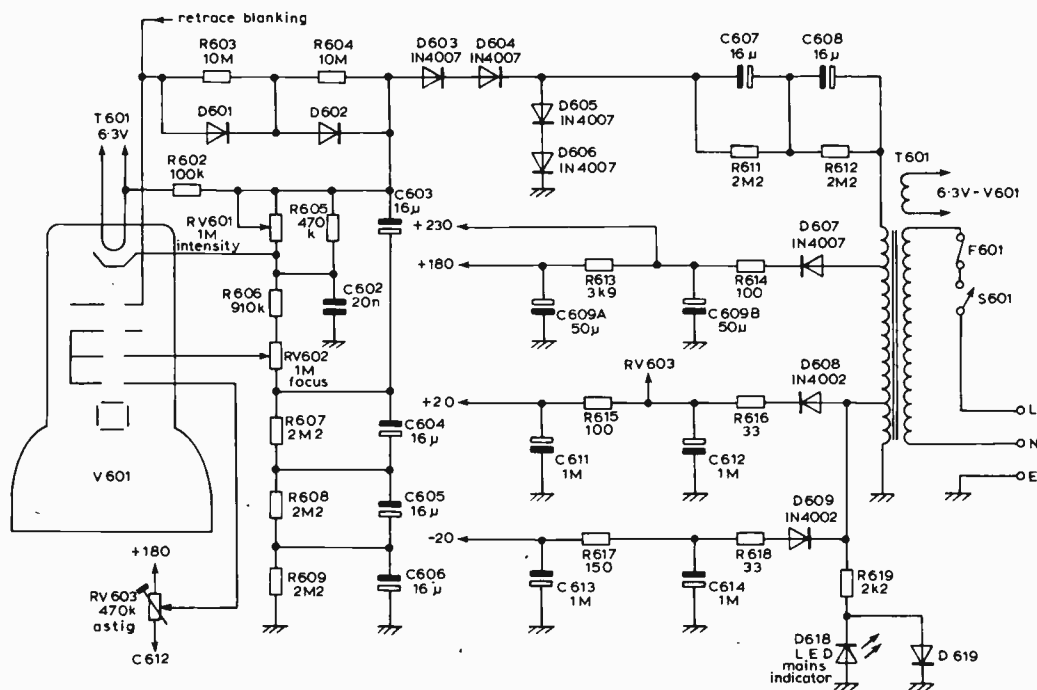


Fig. 20. Power-supply and c.r.t. circuit of Scopex 4S6 oscilloscope (courtesy Scopex Instruments Ltd.)

C618 with R627 and R626, the output of IC601c goes positive. When TR502 turns off at the end of the hold-off period, D509 conducts to turn on TR504, driving the set output low to initiate another sweep. This free-run condition is removed as soon as IC601c detects an output from the Schmitt trigger. It can be inhibited also with a positive bias via R625 if the BRIGHTLINE OFF switch S501 is operated.

The X output amplifier is formed by the shunt feedback stage of TR509/TR511 driving single-sided into the amplifier stage,

Intensity, focus and astigmatism controls are provided, the first two being mounted on the front panel. However, once set up during production test, the astigmatism control will need re-adjustment rarely if ever, so this control is a preset potentiometer mounted internally. ★

Diagrams in this series have been taken from the book and do not therefore conform with normal style for PE.



# Plug into

# MICRODIGITAL

The Microcomputer Specialists



**MICRODIGITAL**  
The Microcomputer Specialists

# Apple II

The worlds best selling computer – sophisticated and versatile to solve your problems

## DOS 3.3 – Operating Systems

DOS 3.3 is the handy housekeeper developed by Apple to help you take full advantage of your Disk II Floppy Disk subsystem. DOS automatically keeps track of files, saves and retrieves information on a diskette, and performs a variety of other 'housekeeping' chores. It dynamically allocates diskette space in a manner that's totally transparent to you, yet maximises diskette capacity (20% more than previous versions of DOS). DOS stands for Disk Operating System; 3.3 is the version update number.

Price	Nett	Vat	Total
	39.00	5.85	44.85
DOS 3.3 Toolkit	39.00	5.85	44.85

## Double Vision 80 Column Card

Double Vision is a Video Interface designed specifically for the Apple II Plus computer with the capability of displaying 24 LINES of 80-COLUMN data on a CRT screen. With the software provided it has the capability of working with Integer BASIC, APPLESOFT BASIC and PASCAL.

Price	Nett	Vat	Total
	162.00	24.30	186.30
Software to convert to Pascal	12.00	1.80	13.80

## Alf Music Synthesizer Cards

ALF music synthesizers enable you easily to create music on your Apple. Quite simply, you can slot an ALF music synthesizer card into the back of an Apple Computer and before long you will be writing and playing back your own synthesized music. Cables are supplied for connection to a stereo amplifier.

Music is entered note by note from a music sheet on to the high resolution display monitor using the games paddles (one paddle controls the type of note, the other paddle controls the position).

There are two versions of the ALF music card:

**MC16:** ALF music and 3 channel. This has an 8 octave range and an accuracy of over 98%. Up to 3 cards can be linked together.

**MC1:** ALF music card, 9 channel. A less sophisticated version with a 6 octave range.

Price	Nett	Vat	Total
ALF Music Card 9 Voice	91.00	13.65	104.65
ALF Music Card 3 Voice	114.00	17.10	131.10
Timing Mode Input Board	14.00	2.10	16.10
ALF Music Album 1 for MC16	12.00	1.80	13.80
ALF Music Album 2 for MC16	12.00	1.80	13.80
ALF Music Album 0 (Xmas) for MC16	12.00	1.80	13.80
ALF Ear Training Disc INTG MC16	28.00	4.20	32.20
ALF Ear Training Disc A/Soft MC16	28.00	4.20	32.20
ALF Process Series for MC1, MC16	28.00	4.20	32.20
ALF Music Album A for MC1	12.00	1.80	13.80
ALF Music Album B for MC1	12.00	1.80	13.80
ALF Music Album C for MC1	12.00	1.80	13.80

## Apple Cards

### Parallel Printer Interface

The Parallel Printer Interface Cards are available to allow the use of parallel printers with your APPLE computer.

Price	Nett	Vat	Total
Parallel	104.00	15.60	119.60
Centronics	130.00	19.50	149.50

### Communications Interface Card

The Communications Interface Card is available separately to allow you to connect your APPLE to modems, CRT terminals, and other devices employing a serial RS-232C interface. The card's built-in intelligence lets you control these devices easily, in BASIC.

Price	Nett	Vat	Total
	130.00	19.50	149.50

## Apple Eurocolour Card

This card has a composite video (PAL) colour output that will work with European Video Monitors. Facility for modulator to be attached to allow you to use almost any European TV by just plugging the lead from the Apple into your aerial socket. The Apple gives 16 colours in L.R. Graphics and 6 colours in H.R. Graphics.

Price	Nett	Vat	Total
	113.00	16.95	129.95
UHF Modulator	14.00	2.10	16.10

## High Speed Serial Interface

The Serial Interface Card allows an APPLE computer to exchange data with computers, printers, and other devices in serial format (one bit at a time). It is intended for use (in place of the Communications Interface Card) in applications that:

- Use data rates other than 110 or 300 baud (10 or 30 char/sec)
- Involve serial printers that don't require "handshake".

Price	Nett	Vat	Total
	113.00	16.95	129.95

## Hobby/Prototyping Card

Create your own APPLE interface boards with this wire-wrap card. The 2 3/4" x 7" double sided circuit board includes a hole pattern (on 100-mil centres) that accepts all conventional ICs and passive components. It plugs directly into an Apple expansion connector, and fits entirely within the computer case. Supplied with complete bus documentation to aid the interface designer.

Price	Nett	Vat	Total
	15.00	2.25	17.25

## Books

Apple documentation is as good as you can get. Extra copies of the manuals are available for when the system has a number of users or enable prospective purchasers to fully understand the product.

	Price
Apple II Reference Manual	11.00
6502 Hardware Manual	9.00
6502 Software Manual	9.00
Apple II Basic Program Manual	6.00
Applesoft II Reference Manual	6.00
DOS 3.2 Manual	6.00
Pascal Reference Manual	8.50
Apple II Basic Tutorial Manual	6.00
Autostart ROM Manual	4.50
DOS 3.3 Manual	4.80

Note:—

There is no VAT on books

Add £1 post and packing on orders for less than £10

## The Microsoft Z80 Softcard for Apple II

Plug the new Microsoft Z80 Softcard into your Apple II and start using all of the system and application software written for Z80 based computers.

Price	Nett	Vat	Total
	170.00	25.50	195.50

## Other Prices

	Nett	Vat	Total
Apple Logo Ties	6.00	0.90	6.90
Applesoft Firmware Card			
— for integer Apples	116.00	17.40	133.40
Integer Card			
— for Applesoft Apples	116.00	17.40	133.40
Programmers Aid 1	27.00	4.05	31.05
Auto Start ROM Pack	38.00	5.70	43.70
Apple Juice back-up power supply	157.00	23.55	180.55
Disk Controller Card (DOS 3.2)	45.00	6.75	51.75
Apple Numeric Keypad	85.00	12.75	97.75
Vero Prototyping Board for Apple	9.95	1.49	11.44

**apple computer**  
Sales and Service

Quantity discounts available on request. 12 month guarantee. 2 years on Sharp & Apple. Free delivery within mainland UK on orders over £10

Mail Order to  
MICRODIGITAL LIMITED  
FREEPOST (No stamp required)  
Liverpool L2 2AB

Retail Premises at  
25 BRUNSWICK STREET  
LIVERPOOL L2 0R1  
Tel: 051 227 2535/6/7

Microdigital Ltd  
58 LEOPOLD STREET  
SHEFFIELD  
Tel: 0742 750971



**MICRODIGITAL**

The Microcomputer Specialists



# Apple II

The worlds best selling computer – sophisticated and versatile to solve your problems

## Why you should buy an Apple Microcomputer

- The most flexible and versatile micro available, it is easier to get it to do what you want it to do.
- The worlds best selling computer, which means there is a lot of support.
- Quality and reliability. The Apple is very well made and the documentation is second to none.
- Easy to use. First time users are always surprised by how friendly the Apple is.
- Proven. There are many thousands of Apples in use doing virtually any job a computer can do. The Apple has a fabulous reputation.

## Why you should buy your Apple from Microdigital

- Every system is thoroughly tested by our engineers before despatch.
- Three years Apple experience.
- Quantity discounts available on orders for 5 or more systems.
- Two year parts and labour guarantee on Apple products.
- Free delivery by Securicor.
- 30 days credit on bona fide official orders from commercial or government organisations.
- We have the resources of the Ladbroke Group behind us. We will be there when you need us most.

Microdigital supply a 48k machine for the price of a 16k machine, we supply a Black and White modulator free and give free delivery

Price	Nett	Vat	Total
Apple II Computer 48k	695.00	104.25	799.25

All Apples supplied by us are legitimately imported and are genuine 230V Europlus models.

## Apple Disk II Floppy Disk Subsystem

The Apple Disk II Floppy Disk Subsystem increases the capability of your Apple Computer System through the use of flexible, or 'floppy', disks for data storage. Expanded memory capacity, greater data retrieval speed, and random access to your stored data – all of these, and more, are made available through the Disk II Subsystem. Whether you use your Apple with a Disk II in business to control inventory, or at home for household management, you'll find that it's the superior answer to your data storage needs.

The latest DOS 3.3 16 sector disk drive with controller, which replaces the old model

Price	Nett	Vat	Total
	383.00	57.45	440.45

Second disk drive uses same controller as first drive.

Price	Nett	Vat	Total
	299.00	44.85	343.85

## Language System (PASCAL)

This package includes the Language Card, which allows APPLE users to take immediate advantage of the powerful PASCAL language as well as the Integer and Applesoft BASIC interpreters. The Language Card's 16K bytes of RAM memory electrically replace the ROM firmware built into each APPLE. Upon start-up this RAM memory is automatically loaded from disk with the user's choice of languages then electrically protected from change.

Price	Nett	Vat	Total
	299.00	44.85	343.85

## Apple Fortran

Apple FORTRAN operates in the Apple Pascal Language system offering the same comprehensive software development environment provided to our Pascal programmers. The Editor, Linker, Filer and Assembler can all be used with the Apple FORTRAN compiler, which, like Pascal, produces 'P' code.

Price	Nett	Vat	Total
	120.00	18.00	138.00



## Apple Pilot

Apple Pilot is a powerful, easy to use system designed to support program development for Computer-Assisted-Instruction (CAI). If you're familiar with the PILOT language, you'll quickly become proficient in developing Apple PILOT courseware – and at a fraction of the cost of most other systems.

Price	Nett	Vat	Total
	76.00	11.40	87.40

## Graphics Tablet

The Graphics Tablet is an image input device that allows the user to enter pictorial information directly (by sketching or tracing).

Price	Nett	Vat	Total
	462.00	69.30	531.30

## Carrying Case

The Apple is truly portable and this padded vinyl, leather look case protects your Apple in transit and makes it easier to carry.

Price	Nett	Vat	Total
	16.00	2.40	18.40
Dustcover	9.95	1.49	11.44

## Silentype Printer

The Silentype allows printing of high resolution graphics at 60 dots per inch, at 40 upper/lower case characters per second and 80 characters per line. The Silentype eliminates the loading or writing of a programme to print a screen configuration, because you can dump any high-resolution screen directly to the printer.

Price	Nett	Vat	Total
	349.00	52.35	401.35
10 rolls thermal paper for Silentype	28.00	4.20	32.20
Dustcover for Silentype	9.95	1.49	11.44

## Appletel

The Appletel package provides the means to bring the Apple II computer and the Prestel service together.

Price	Nett	Vat	Total
	595.00	89.25	684.25

Quantity discounts available on request. 12 month warranty/2 years on Sharp & Apple. Free delivery within mainland UK on orders over £10.



Mail Orders to  
MICRODIGITAL LIMITED  
FREEPOST (no stamp required)  
Liverpool L2 2AB

Retail Premises at  
25 BRUNSWICK STREET,  
LIVERPOOL, L2 0JF  
Tel: 051 227 2535/6/7

Microdigital of London  
58 LEICHPOLD STREET,  
SHEFFIELD  
Tel: 0742 750971

# Apple II

The worlds best selling computer – sophisticated and versatile to solve your problems

## California Computer Systems

### Model 7114A 12K ROM/PROM Module

Capable of accepting operating systems, system patches or other firmware in 12K increments of mixed ROM or PROM. This module allows you to replace your computer's firmware without physically removing the Apple II ROMs.

Price	Nett	Vat	Total
	70.00	10.50	80.50

### Model 7440A Programmable Timer

Now, you can time events in four operating modes: (1) continuous, (2) single shot, (3) frequency comparison, and (4) pulse width comparison. With the Programmable Timer, you have a peripheral that can be used for anything from cooking eggs or playing games, to industrial uses all on one unit.

Price	Nett	Vat	Total
	106.00	15.90	121.90

### Model 7470A 3 $\frac{1}{4}$ Digit BCD Analog to Digital Converter

With this module your computer will convert DC voltages to BCD numbers for monitoring and analysis. Now you can save money on your energy bills by monitoring your thermostat or use your computer as a digital voltmeter.

Price	Nett	Vat	Total
	99.00	14.85	113.85

### Model 7811A Arithmetic Processor

The 7811A Arithmetic Processor is a Hardware floating point unit that will significantly improve the execution speed of your Apple II programs. Eight functions are available using the USR(X) command: ARCSIN(X), LOG10(X), PI, INVERSE(X), SINH(X), COSH(X) and TANH(X).

Price	Nett	Vat	Total
	265.00	39.75	304.75

### Model 7490A IEEE Card

This card allows even more accessories such as X, Y Plotters to be interfaced with the Apple.

The 7490A General Purpose Instrument Bus Interface implements the Controller/Talker/Listener functions of the IEEE Standard 488-1978. With the 7490A GPIB interface your Apple II becomes a flexible tool for controlling large test systems or a single GPIB instrument for automated testing and measurement. When used as a talker/listener the Apple II may act as a peripheral device to another controller such as a colour graphics output device.

Price	Nett	Vat	Total
	199.00	29.85	228.85

### Model 7720A Parallel Interface

With the 7720A Parallel Interface Card you will have a powerful accessory unit for the Apple II computer that can transfer data at high speed to your printer, paper tape equipment, another computer, or even control special external devices (such as low current relays, or other on/off devices through two bi-directional 8-bit buses).

Price	Nett	Vat	Total
	79.00	11.85	90.85

### Model 7728A Centronics Printer

Interface Board, for Centronics-type parallel printers.

Price	Nett	Vat	Total
	79.00	11.85	90.85

### Model 7424A Calendar/Clock Board

12 or 24 hour formats, adjusts Feb. to 29 days for leap years.

Price	Nett	Vat	Total
	83.00	12.45	95.45

### Model 7710A Asynchronous Serial Board

For paper-tape reader, keyboard, VDU, printer, etc. Baud rates selectable from 50 to 19.2K baud.

Price	Nett	Vat	Total
	106.00	15.90	121.90

### Model 7712A Synchronous Serial Board

For high-speed interface communications.

Price	Nett	Vat	Total
	119.00	17.85	136.85

### Interactive Structures

#### D109 Digital Interface

The D109 is a single card for Apple II which provides a complete digital interface system. It can be used as a 32 line parallel interface with each line functioning as either input or output. A current drive option is available which allows output lines to sink up to 300 ma.

The system includes four independent 16-bit interval timers which can be used to count events, generate precise square waves and pulses or provide a programmable clock. By cascading timers, intervals up to 17 years may be timed. Two 8-bit shift registers are included to provide serial-to-parallel conversion on input, or parallel-to-serial conversion on output, the necessary components for construction of a serial communication link.

Price	Nett	Vat	Total
	213.00	31.95	244.95

#### A0-03

The A0-03 Analog Output System provides the capability to use the Apple II microcomputer to control processes common in scientific, industrial and home applications. An A0-03 output may be used for example, to adjust the brightness of a light bulb, to vary the speed of a motor, or to move a loudspeaker cone and produce sound. Anything you might consider adjusting by turning a knob can be adjusted instead by a program using the A0-03. In addition, the A0-03 operates rapidly enough to do high speed tasks such as producing good quality audio signals for computer music or speech.

Price	Nett	Vat	Total
4 Channel	180.00	27.00	207.00
8 Channel	281.00	42.15	323.15

#### The A102

The A102 makes the Apple II microcomputer useful in areas requiring real-time input of analog information. These include measurement of temperature, pressure, human emotions, light levels, etc. This capability is provided in a 16-channel 8-bit configuration on a simple plug-in card. The A102 opens several significant new application areas including laboratory instrumentation, industrial process control, and hands-on training.

Full engineering support is provided for the A102 by the manufacturer. Application notes are supplied to explain useful techniques and interfacing hints. Application assistance, custom interfacing and system design services are available from the factory.

Price	Nett	Vat	Total
	192.00	28.80	220.80

#### A1-13 Analog Input System

- ★ True 12 bit precision giving 204,800 : 1 or 106dB span.
- ★ 16 analog input channels selectable from software at speed.
- ★ High speed 20 microsecond conversion time.
- ★ 8 software selectable voltage ranges
  - 0 to 5V
  - 0 to 1V
  - 0 to 0.5V
  - 0 to 0.1V
  - 5 to +5V
  - 1 to +1V
  - 0.5 to +0.5V
  - 0.1 to +0.1V
- ★ Easily used from BASIC and assembly language.
- ★ External trigger/interrupt facility.
- ★ Built in precision reference.

Price	Nett	Vat	Total
	373.00	55.95	428.95

Quantity discounts available on request. 12 month guarantee/2 years on Sharp & Apple. Free delivery within mainland UK on orders over £100.

Mail Orders to  
MICRODIGITAL LIMITED  
FREEPOST (No stamp required)  
Liverpool L2 2AB

Retail Premises at  
25 BRUNSWICK STREET  
LIVERPOOL L2 0PJ  
Tel: 051 227 2535/6/7

Microdigital or Leavis  
58 LEOPOLD STREET  
SHEFFIELD  
Tel: 0742 750971



# MICRODIGITAL

The Microcomputer Specialists



# Apple II

The worlds best selling computer – sophisticated and versatile to solve your problems

## Mountain

### Expansion Chassis

Mountain Hardware, Inc.

By popular demand! Eight more slots for your Apple. Attractive sturdy enclosure. Its own heavy duty power supply. Easy to use. Address cards in Expansion Chassis the same way as in your Apple. Only one additional command to specify in Apple or in Expansion chassis. Compatible with all Apple peripherals.

Price	Nett	Vat	Total
	362.00	54.30	416.30

### MusicSystem

Digital Synthesizer with 16 oscillators. Stereo output. Polyphonic multi-voice chords and note sequences. Additive synthesis of instruments waveforms, envelopes, and amplitudes are fully programmable for each voice to create instrument definitions and music dynamics. 32Khz sample rate. Frequency resolution is 0.5 Hz steps. Graphical input of sheet music on high-resolution screen using standard music notation. print out sheet music with graphics printer. Complete software operating system. Graphical music editor using light pen (provided), game paddies, or keyboard. Pre-entered music provided for immediate playing and enjoyment. Thorough documentation and tutorial use's manual.

Price	Nett	Vat	Total
	312.00	46.80	358.80
Spare Disk Pack	24.00	3.60	27.60
Spare Manual	11.00		11.00

### Romplus (and keyboard filter)

Romplus provides six sockets that accept individually addressable 2K Eproms. Sophisticated firmware allows one or more Eproms to be used simultaneously (for programs longer than 2K).

The Keyboard Filter is one 2K Eprom that is supplied with the Romplus. Its features are:--

- ★ Upper and lower case characters allowed, with special graphics characters
- ★ A font-editor, for designing, using your own character sets (i.e. for graphics, animation and other alphabets)
- ★ Keyboard Macros, two key-stroke, automatic typing of multiple, user defined words or phrases, including BASIC or DOS commands
- ★ Ability to mix text and graphics anywhere on the page

Price	Nett	Vat	Total
	127.89	19.18	147.07

### Copyrom

COPYROM may be used with your Mountain Hardware ROMPlus+ to expand your disk operating environment. Features include:

- ★ Current number of available sectors on any Integer BASIC or Applesoft disk
- ★ An improved Catalog function containing more numeric information for each file entry in decimal or hex
- ★ Copy the contents of an entire disk using only one disk drive
- ★ Operation in immediate mode or under program control
- ★ Print directory contents in upper/lower case to an external printer, include control characters 'hidden' in file names when displaying catalog information on the screen.

Price	Nett	Vat	Total
	30.00	4.50	34.50

### Mountain Hardware Clock/Calendar Card

This plug-in card provides a 388-day calendar and clock with resolution to 1/1000 second. The clock is crystal controlled to yield 0.001% accuracy. A built-in rechargeable battery keeps the clock on time for up to four days without system power, and external batteries may be used for long periods. Interrupt capability simplifies control applications. Supplied with complete operating instructions and rechargeable battery.

Price	Nett	Vat	Total
	168.00	25.20	193.20

Quantity discounts available on request 12 month guarantee/2 years on Sharp & Apple.  
Free delivery within mainland UK on orders over £10.



apple computer  
Sales and Service

### Supertalker SD200

Input/Output Speech digitizer, permits talking programs. This I/O capability allows interactive teaching programs and speech-prompted data input formats. Use output for speech directed activities in business systems, announcements in a control-room, or sound effects in entertainment programs. Easy to use because input as well as output is under control with special software operating system.

Price	Nett	Vat	Total
	179.55	26.93	206.48

### Romwriter

Hardware:

- Programs 2716 EPROMs – 5V, 2K.
- Zero insertion force socket. (ZIF). Mechanical lever opens up pin holders to drop in an EPROM.
- Complete 2716 programmed in under 2 minutes (50 msec/byte).

Price	Nett	Vat	Total
	106.05	15.91	121.96

### A/D + D/A Interface

Commercial, scientific, and industrial data acquisition and control functions are now practical with Mountain Hardware's A/D + D/A card. Superfast conversation time permits high frequency and other applications not possible with slower cards.

A/D + D/A features

- Single PC card
- 16 channels digital to analog output
- 16 channels analog to digital input
- 9us conversation time
- 8 bit resolution

Price	Nett	Vat	Total
	196.00	29.40	225.40

### Heuristics

## Heuristics

#### Heuristics Speech Link H-2000

This is an inexpensive easy-to-use voice data input device for the Apple computer. With Speechlink you can enter data with your Apple and control your Apple or equipment (peripherals) attached to it using your voice.

Price	Nett	Vat	Total
	168.00	25.20	193.20

#### Model 70 controller

Provides four relay contact-closure outputs on a card which plugs into an Apple II peripheral slot and which is completely controlled by POKE statements in Apple II BASIC. The unit is recommended for use with Heuristics SpeechLab and SpeechLink voice data and control input cards for the Apple II, but may be used with any Apple in any application. More than one Model 70 may be used.

Price	Nett	Vat	Total
	57.00	8.55	65.55

#### Heuristics Speech Lab

A voice input device consisting of microphone and interface card. The Apple may be trained to recognise a vocabulary of up to 32 words.

Price	Nett	Vat	Total
	122.00	18.30	140.30

**MICRODIGITAL**

The Microcomputer Specialists



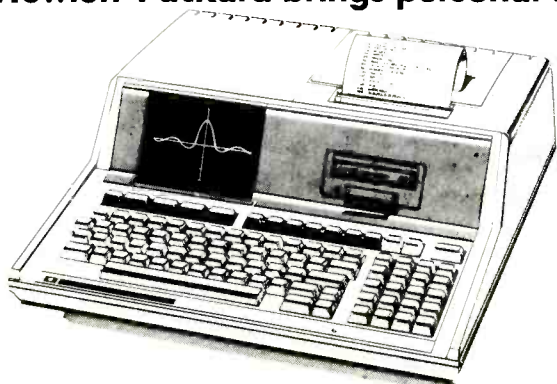
Mail Orders to:  
MICRODIGITAL LIMITED  
FREEPOST (No stamp required)  
Liverpool L2 2AB

Retail Premises at:  
25 BRUNSWICK STREET  
LIVERPOOL (L2 0P)  
Tel: 051 257 2535/6/7

Headoffice at:  
58 LEICHOPE STREET  
SHEFFIELD  
Tel: 0742 750971

# Hewlett-Packard HP-85

Hewlett-Packard brings personal computing power to the busy professional



**All the computing power needed by the professional – processor, keyboard, video display, printer, mass storage and operating system, packed into a single unit no larger than an electric typewriter. This is the way HP-85 offers the personal computing capability, convenience, reliability and power needed by today's scientist, engineer or business professional.**

## Extended BASIC for power and simplicity

The enhanced BASIC language contained in the HP-85's 32K ROM provides more than 150 commands and statements that give you the power to solve problems.

## Alphanumeric/graphics display simplifies operation

HP-85's video display allows you to operate in alphanumeric or graphics, then switch from one to the other.

In alphanumeric mode you can display programs, data, error messages, system commands and results. You can see 16 lines at a time or use the scrolling key to review 64 lines, up or down, from display memory.

In graphics mode, you can display graphics information separately. The 256 x 192 dot resolution screen provides clear, legible images and curved lines.

## Thermal printer provides crisp hard copy and graphics

A quiet bi-directional thermal printer integrated into the HP-85 provides excellent print quality with adjustable intensity.

At a speed of two 32-character lines per second, the HP-85 printer provides fast hard copies of the graphics or alphanumeric contents of the display, outputs from programs or program listings. When displayed graphics are printed, information is oriented to allow strip-charting and continuous graphs.

## Standard typewriter keyboard and numeric pad

The typewriter section of the HP-85 keyboard has a full 128-character set with the English alphabet, punctuation marks, European and Scandinavian characters, key Greek letters, mathematical operators and symbols. All characters may be underlined for emphasis to give a total of 256 characters.

## High quality permanent digital storage

Magnetic tape cartridges supply the HP-85 with high quality digital storage. These high density, large capacity cartridges may be used for temporary or archival storage of data and programs.

## Memory can be doubled quickly and easily

When you wish to write and run very long programs, or handle large data requirements, you can double the memory capacity of the HP-85 with an optional 16K Memory Module.

## Enhancement ROMs extend the power of your HP-85

Enhancement ROMs allow you to increase the range and efficiency of your HP-85 by adding new functions and peripherals.

These enhancements are added quickly by placing a ROM module into the ROM drawer and inserting it into one of the I/O ports of the HP-85. The ROMs interface directly with the HP-85 to provide completely new commands and capabilities to complement those existing in the machine.

### Matrix ROM

The HP-85 Matrix ROM provides matrix input and output, facilitates matrix mathematics with matrix operators, simple matrix manipulation, matrix inversions and linear systems solutions. It provides a powerful set of statements and functions for working with arrays – both matrices (two dimensional arrays) and vectors (one-dimensional arrays) with more convenience, speed and accuracy than with the HP-85 alone.

### Mass Storage ROM

The HP-85 Mass Storage ROM allows you to interface your HP-85 with the HP 82900 Series Flexible Disc Drives or the HP 9895A Flexible Disc drive.

### Plotter/Printer ROM

The HP-85 Plotter/Printer ROM adds powerful new plotting commands and provides graphic input capability for digitizing. It enables the HP-85 to interface with Hewlett-Packard's high resolution plotters and full width line printers. It also includes several graphics enhancements.

### I/O ROM

The enhanced BASIC language of the HP-85 may be enriched with straight-forward I/O commands through the HP-85 I/O ROM. Any I/O system requires program statements or subroutines ("I/O drivers") to pass data and commands among instruments. These can be complex and usually differ for each device. These language enhancements are provided by the HP-85 I/O ROM so that the programmer needs use only a few standard BASIC commands. Statements are provided to configure, control, pass data to and from, and check the status of devices in the I/O system.

## Interface modules allow easy connection to peripherals

Five plug-in interface modules (HP-IB, RS-232C serial interface, GP-IO, BCD and Centronics) connect your HP-85 to a full line of peripherals for handling data file management, full-width printouts, special plotting assignments, etc.

The HP-IB Interface, for example, is the industry standard IEEE-488 Interface which allows the connection of instruments and peripherals with equal ease. It permits bi-directional, asynchronous communication with a wide variety of instruments and peripherals, up to 14 per interface. The complexity of the interfacing task is handled by the microprocessor-based interface card, so the user can concentrate on using the instrument instead of how to hook it up.

With the HP-IB, peripherals such as the HP 82900 Series Flexible Disc Drives, HP 9895A Flexible Disc Drive System, HP 2631B Impact Printer and HP 7225 Graphics Plotter can be added without difficulty. Additional devices require only an industry standard HP-IB cable. And with the appropriate enhancement ROMs, the HP-85's simplicity of operation is extended to the peripherals.

### HP 7225 Graphics Plotter

Hewlett-Packard's HP 7225 Graphics Plotter is a compact and efficient unit that provides a cost-effective solution to the need for professional hard-copy graphics. It will provide publication quality plots made up of clean, continuous ink lines.

### HP 2631B Impact Printer

The HP 2631B printer achieves high throughput with a print speed of 180 characters per second, bi-directional printing, suppression of leading and trailing blanks, skipping over embedded blanks and a high-speed carriage return.

Quantity discounts available on request. 12 month guarantee/2 years on Sharp & Apple. Free delivery within mainland UK on orders over £10.

Mail Orders to:  
MICRODIGITAL LIMITED  
FREEPOST (No stamp required)  
Liverpool L2 2AB

Retail Premises at:  
25 BRUNSWICK STREET  
LIVERPOOL L2 0P  
Tel: 051 227 2535/6/7

Wholesale & Sales:  
59 LEOPOLD STREET  
SHEFFIELD  
Tel: 0742 750971



# MICRODIGITAL

The Microcomputer Specialists



# Hewlett-Packard HP-85

## HP 82900 and HP 9895 Series Flexible Disc Drives

Hewlett-Packard flexible disc drives provide from 270K bytes to 4800K bytes of fast on-line storage using removable flexible discs. The 82900 Series uses 13 cm (5¼") discs, each supplying approximately 270K bytes of formatted storage. The 9895 Series uses 20 cm (8") discs, each of which supplies approximately 1200K bytes of formatted storage. The disc drives are available as dual (two disc drives) and single (one disc drive) master units and dual and single add-on units. Add-on units must be connected to a master unit which contains the control electronics.

## HP-85 Application Pacs provide pre-programmed solutions for a wide variety of disciplines

### Information Management Pac

The Information Management Pac gives the Series 80 personal computers a data base management facility for accessing, searching and sorting data. Data base totalling and statistics are included as are report and graphics generation.

These programs speed up and simplify the creation, updating and printing of customer or mailing lists, inventory records, catalogues and other data bases.

### Graphics Presentation Pac

The Graphics Presentation Pac is a versatile set of programs that lets the user make four-colour overhead projection transparencies or report copies of text, bar charts, pie charts and line charts. Management reports, customer presentations, sales seminars and so on can all benefit from graphics generated in this way

### NEW!

The HP-83, the latest addition to HP's personal computer family, is identical to the HP-85 computer except that it does not have an integrated magnetic tape cartridge drive and integrated thermal printer.

Price	Nett	Vat	Total
<b>HP-80 Series Mainframes</b>			
HP-83 Computer	1210.00	181.50	1391.50
HP-85 Computer	1750.00	262.50	2012.50
16K Memory Module	158.00	23.70	181.70
ROM Drawer	25.00	3.75	28.75
<b>ROM's (fit into ROM drawer)</b>			
Mass storage ROM	78.00	11.70	89.70
Plotter/printer ROM	78.00	11.70	89.70
Input/output ROM	159.00	23.85	182.85
Matrix ROM	78.00	11.70	89.70
Assembler ROM	159.00	23.85	182.85
<b>Interfaces and Accessories</b>			
HP-IB Interface	213.00	31.95	244.95
Serial Interface (RS-232)			
- with female connector	213.00	31.95	244.95
- with male connector	no charge		
- current loop, no connector	no charge		
G.P. I/O Interface	267.00	40.05	307.05
B.C.D. Interface	267.00	40.05	307.05
Centronics Interface	150.00	22.50	172.50
HP-IB Cable ½ metre	39.00	5.85	44.85
HP-IB Cable 1 metre	39.00	5.85	44.85
HP-IB Cable 2 metres	42.00	6.30	48.30
HP-IB Cable 4 metres	48.00	7.20	55.20

## Plotter and Accessories (Requires HP-IB Interface and plotter/printer ROM)

Plotter	1208.00	181.20	1389.20
Personality module	412.00	61.80	473.80
Overhead transparency kit	56.10	8.42	64.52
Digitizing sight	20.20	3.03	23.23
Vinyl carrying case	119.24	17.89	137.13
100 sheets, English grid, (E.F.)			

7 x 10in plot area	3.79	0.57	4.36
100 sheets, Metric grid, (E.F.)*			
18 x 25cm plot area	3.79	0.57	4.36
50 sheets, blank, (E.F.)*	1.63	0.24	1.87
50 sheets, blank, (A4)	1.63	0.24	1.87
4 colour pen pac	3.52	0.53	4.05
5 red pens	3.52	0.53	4.05
5 blue pens	3.52	0.53	4.05
5 green pens	3.52	0.53	4.05
5 black pens	3.52	0.53	4.05
100 transparency films	11.92	1.79	13.71
Transparency solvent	2.03	0.30	2.33
Transparency pens (B,R,B,G)*	4.61	0.69	5.30
Transparency pens (B,O,B,V)*	4.61	0.69	5.30
Transparency pens, wide (B,R,B,G)*	4.61	0.69	5.30
Transparency pens, wide, (B,O,B,V)*	4.61	0.69	5.30

\* E.F. English format 8.5 x 11 inches B,R,B,G, black red blue green

B,O,B,V, black orange blue violet

## Printer and Accessories (Requires HP-IB Interface and plotter/printer ROM)

Printer (including 2 ribbons)	2141.00	321.15	2462.15
Printer stand	158.00	23.70	181.70
Adds paper rack	29.00	4.35	33.35
Sound/abatement cover	58.00	8.70	137.70
Wire paper basket	29.00	4.35	33.35
Printer ribbon, package of 3	33.66	5.05	38.71

## Additional Accessories

Tape cartridges (pac of 5)	48.06	7.21	55.27
Thermal paper (box of 2 rolls)	18.00	2.70	20.70
Cartridges and manuals holder	6.00	0.90	6.90
HP-83/85 Carrying case	65.00	9.75	74.75
3-ring system literature binder	5.40	0.81	6.21
Dust cover	8.00	1.20	9.20

## Manuals

Owners Manual	15.05		
I/O ROM Manual	18.05		
Pocket Guide	3.01		
Plotter/Printer ROM Manual	6.02		
Matrix ROM Manual	6.02		
Mass Storage ROM Manual	6.02		
Flexible disc operating manual	6.02		
Serial installation manual	6.02		
Assembler ROM Manual	11.00		

## Application Pacs

Basic Training	52.00	7.80	59.80
General Stats	52.00	7.80	59.80
Finance	52.00	7.80	59.80
Math	52.00	7.80	59.80
Circuit Analysis	52.00	7.80	59.80
Games	52.00	7.80	59.80
Linear Programming	52.00	7.80	59.80
Text Editing	52.00	7.80	59.80
Wave Form Analysis	52.00	7.80	59.80
Basic Stat and Data	52.00	7.80	59.80
Regression Analysis	52.00	7.80	59.80
Graphics Presentation Pac	108.00	16.20	124.20
Information Management Pac	108.00	16.20	124.20
Visicalc Plus	108.00	16.20	124.20

## Flexible Disc Units (Require HP-IB Interface and Mass Storage ROM)

Dual Master (540K bytes) (For 5¼" disc)	1350.00	202.50	1552.50
Dual Add-On (540K bytes) (For 5¼" disc)	1185.00	177.75	1362.50
Single Master (270K bytes) (For 5¼" disc)	810.00	121.50	931.50
Single Add-On (270K bytes) (For 5¼" disc)	700.00	105.00	805.00
Dual Master (2400K bytes) (For 8" disc)	3569.00	535.35	4104.35
Dual Add-On (2400K bytes) (For 8" disc)	3020.00	453.00	3473.00
Single Master (1200K bytes) (For 8" disc)	2608.00	391.20	2999.20
Single Add-On (1200K bytes) (For 8" disc)	2059.00	308.85	2367.85
Flexible disc 5¼" (Pac of 10)	42.00	6.30	48.30
Flexible disc 8" (Pac of 10)	60.19	9.03	69.22

Quantity discounts available on request. 12 month guarantee/2 years on Sharp & Apple. Free delivery within mainland UK on orders over £10

# Sharp PC 3201 Desk Top Computer System

★ 2 year guarantee  
★ Bona fide official orders welcome



**At last –  
a micro with the power to run  
a business system properly**

This is the machine all the others will have to beat with a fabulous list of features

## Future Enhancements

8 inch Floppy disks – 1 Megabyte capacity (available Summer 81)

RS 232C Interface – available Summer 81

General Purpose I/O Card – available Autumn 81)

Price	Nett	Vat	Total
PC3201 Computer	1500.00	225.00	1725.00
CE320C Green Video Display	250.00	37.50	287.50
CE332P Dot Matrix Printer	450.00	67.50	517.50
CE331M Twin Disk Unit	670.00	100.50	770.50
CE341M Interface for Disk Unit	125.00	18.75	143.75
<b>Total System Cost</b>	<b>2995.00</b>	<b>449.25</b>	<b>3444.25</b>

The Disk Interface can handle two twin disk drives. The 3201 can be fitted with two interface cards for a maximum of 4 twin disk units. Each twin disk unit added to the above system requires an additional cable.

Price	Nett	Vat	Total
CE350L Additional Cable	30.00	4.50	34.50

The BASIC supplied with the PC3201 is one of the best yet available and makes the writing of powerful business programs much easier. The enhanced arithmetic accuracy makes this machine also ideal for scientific applications.

## Business Software

Each Business Application can be run independently of others, yet it will still offer the flexibility of operation as if the system was specially designed with your needs in mind. If you want to link one application with another, then this is simplicity itself. Invoices raised on the Invoicing System can be automatically posted to the Sales Ledger for example. As your needs grow then you can be sure there is a Business Application available to suit.

## Sales Ledger System

- Up to 1600 Accounts (this is parameterisable)
- up to 5000 Transactions per month
- Balance Brought Forward System, although cash etc. can be allocated to 4 months aged debits. (When 112K RAM Sharp PC 3201 becomes available then it will be simple to convert to Open Item if required)
- Fully integrates to Sales Invoicing System
- Fully integrates to Nominal Ledger System
- All reports are range selectable on demand
- All reports can be stopped (interrupted) as and when required with no loss of data
- Press any key on the keyboard and the system will not go wrong

## Reports

- Statements (Choice of formats)
- Aged Debts Listing (Choice of formats)
- Comprehensive Audit Trails including Daybook
- V.A.T. Summary Cumulative

- Control Accounts (Nominal Controls plus 94 Sales Revenue Heads)
- Non-Buying Customers
- Sales Ledger Listing/Transactions Listing
- Alphabetic Listing of Accounts
- Full screen interrogation of Account details.

Price	Nett	Vat	Total
	300.00	45.00	345.00

## Purchase Ledger System

Volumes, systems procedures and reports are the same as for the Sales Ledger System, except they refer to Suppliers rather than Accounts.

There is no need for a 'Non Buying Report' and there is no integration to Sales Invoicing System.

Price	Nett	Vat	Total
	300.00	45.00	345.00

## Sales Invoicing System

- 1500 Products (2000 when 112K microcomputer is available). Product Code = 6 characters.
- Access time to products less than 1 1/2 seconds maximum.
- Free format invoices.
- Create your own products as you are constructing an invoice.
- Records all invoice line details against a comprehensive stock file including:
  - Turnover ○ Cost of Sales ○ Gross Profit information
  - Last Movement Dates are recorded
  - Unit Gross Profit, Unit Gross Profit %, Overall Gross Profit %, Valuation of Free Stock at Selling Price, as well as at Cost Price.
- Changeable invoice format.
- A full Audit Trail.
- Takes Name and Address from Sales Ledger System when constructing an Invoice/Credit Note.
- Attractive screen layouts, and easy to follow screen 'prompts' to help end user.
- 15 lines per invoice.
- 10 V.A.T. rates.
- Invoice and Delivery Address.

Pre-printed stationery available for Sales Ledger, Purchase Ledger and Invoicing Systems.

Price	Nett	Vat	Total
	300.00	45.00	345.00

## Nominal Ledger System

- 900 Nominal Codes.
- 99 Sub-Analysis Codes e.g. Monthly or Branch Accounting etc.
- 5000 Transactions.
- Batch control techniques with comprehensive verification of input.
- Full interrogation via screen.
- Complete Audit Trail.
- Selective reporting by Nominal Codes, Sub Analysis Codes and Final Accounts is available.
- Trial Balance, Profit and Loss and Balance Sheet that all balance and agree.
- Automatic V.A.T. Calculation from Gross Amount.

Price	Nett	Vat	Total
	450.00	67.50	517.50

A stock control program capable of handling up to 4,000 stock items is available free on request to systems purchasers.

## Direct Generator

The Direct Generator is a suite of programs that enables a lay person to generate computer programs.

Programs can be generated for a wide range of applications e.g. Invoicing, with all the necessary file maintenance and printer output, a stock control system, mailing lists, etc.

Price	Nett	Vat	Total
CE330G Direct Generator	120.00	18.00	138.00

Quantity discounts available on request. 12 month guarantee/2 years on Sharp & Apple. Free delivery within mainland UK on orders over £10.

Mail Orders to  
MICRODIGITAL LIMITED  
FREEPOST (No stamp required)  
Liverpool L2 2AB

Retail Premises at  
29 BRUNSWICK STREET,  
LIVERPOOL L2 0PJ  
Tel: 051 227 2535/6/7

Microdigital at  
58 LEONARD STREET,  
SHEFFIELD  
Tel: 0742 750971



# MICRODIGITAL

The Microcomputer Specialists



# Sharp MZ 80K

The quality single unit computer with 48K RAM



## SHARP

Famed for its quality and reliability the MZ 80K is very competitively priced.

Notable features of the basic unit are the built in 3 Octave Music Synthesiser and the high speed (1200 bps) of the cassette interface.

Systems expansion is via an interface unit (MZ 80 I/O) into which are connected the printer, the dual disk drive, the second dual disk drive and the universal interface card.

The basic unit comes with a 14K BASIC interpreter and the disk drives come with an enhanced disk version of this. Alternatively xtal BASIC can be used with the computer and the industry standard CP/M disk operating system is available for disk based systems.

Ledgers and stock control software are available free when full systems are purchased.

Prices	Nett	Vat	Total
MZ 80K Computer 48K RAM	499.00	74.85	573.85
MZ 80 I/O Interface Unit	82.00	12.30	94.30
MZ 80 FD Dual Disk Drive	630.00	94.50	724.50
MZ 80 FDK Dual Add-on Drives	565.00	84.75	649.75
MZ 80 P3 Printer	415.00	62.25	477.25
MZ 80 I/O-1 Universal Interface Card	40.00	6.00	46.00
MZ 80 TV Assembler	36.00	5.40	41.40
MZ 80 T20C Machine Language	18.00	2.70	20.70
XTAL BASIC	40.00	6.00	46.00
CP/M Disk Operating System	200.00	30.00	230.00



# Sharp Pocket Computer

A Genuine advance in technology £82 + VAT

Now available!  
CE122 Printer/  
Cassette  
Interface

- Uses the BASIC programming language.
- Approximately 2K of user RAM.
- Program retained when computer turned off.
- Cassette interface (CE-121) available for storing programs and data – with file names.
- Built in beeper, with Beep function in BASIC.
- Supplied with a thick manual full of application programs.



## SHARP

### Features

- 100 hours battery life using Alkaline manganese batteries.
- Compact size 175 x 70 x 15mm and light weight 170g.
- Full QWERTY keyboard with numeric pad.
- Alphanumeric dot matrix liquid crystal display scrolls in all four directions.

Our Low Prices	Nett	Vat	Total
PC1211 Pocket Computer	82.00	12.30	94.30
CE121 Cassette Interface	12.00	1.80	13.80
CE122 Printer/Cassette Interface	55.00	8.25	63.25

Quantity discounts available on request. 12 month guarantee/2 years on Sharp & Apple. Free delivery within mainland UK on orders over £10

# MICRODIGITAL

The Microcomputer Specialists



Mail Orders to  
MICRODIGITAL LIMITED  
FREEPOST (No stamp required)  
Liverpool L2 2AB

Retail Premises at  
25 BRUNSWICK STREET  
LIVERPOOL L2 2DU  
Tel: 051 227 2525/6/7

Microdigital at Lanks  
58 LEOPOLD STREET  
SHEFFIELD  
Tel: 0742 750971

# Video Genie

## Amazing Value – compatible with TRS80 16K level 2



Microdigital are the hardware experts – here's why you should buy your Genie from us. ★ Low Price of £280 + VAT. ★ Each computer tested by our engineers before despatch. ★ 12 month parts and labour guarantee. ★ Free delivery within mainland U.K. ★ Bona fide official orders welcome. ★ Latest version of Genie.

The Video Genie is a complete computer system, requiring only connection to a domestic 625 line TV set to be fully operational; or if required a video monitor can be connected to provide the best quality display.

The system case contains the Central Processor Unit (CPU), 16,000 bytes RAM memory, the cassette system, a 12,000 byte operating system and BASIC interpreter in ROM, and a full size keyboard, in a stylish case, at a price that makes the Video Genie better value than some "kit" computers.

### Applications

The Video Genie System has many uses in all spheres of life, the easy to use BASIC language means that programs are easily written for specific applications, and pre-recorded program tapes are available in great variety.

In a school or college the machine can be used with a large screen TV to allow a whole class to be taught at once.

### Expansion

#### 1. The EG3013 EXPANDER (expansion unit)

is designed to upgrade your VIDEO GENIE SYSTEM, from a personal computer to a powerful microcomputer system, in the most flexible and inexpensive way. All resident interfaces are fully buffered to ensure reliability.

#### 2. Mass Storage and Fast Access

The Disk Controller Interface can handle up to 4 sets of mini-floppy disk drives (compatible types as Shugart SA-400 and Pertec FD-200).

- Storage options:
- i) Single side, single/double track density 35/40/77 tracks.
  - ii) Double side drives can also be used provided their side select signals are modified. If using double side, the Disk Interface can only handle 2 drives instead of 4.

Disk Operating System options: TRSDOS; NEWDOS; MICRODOS; VTOS.

#### 3. Communications

The RS-232-C Interface (optional) can be connected to telephone, modem or other form of carrier to provide data communication capabilities. Besides communications, it can also be used to operate RS-232-C standard serial printers.

#### 4. Memory Expansion

Memory capacity can be expanded from the basic 16K to 32K/48K by insertion of RAM CARD (not inclusive in the EG3013 EXPANDER package), into either one of the two remaining S-100 slots.

#### 5. S-100 Bus Expansion

Optional S-100 Bus standard cards (such as controller cards) can be plugged into either one of the two remaining S-100 slots for further system expansion.

Quantity discounts available on request. 12 month guarantee/2 years on Sharp & Apple. Free delivery within mainland UK on orders over £10.

Prices	Nett	Vat	Total
Video Genie Computer	280.00	42.00	322.00
EG3013 Expander with RS232	215.00	32.25	247.25
EG3013 Expander without RS232	185.00	27.75	212.75
32K Memory Board S100	130.00	19.50	149.50
16K Memory Board S100	95.00	14.25	109.25
Single Disk Drive	215.00	32.25	247.25
Dual Disk Drive	410.00	61.50	471.50
2 Drive Cable	17.00	2.55	19.55
4 Drive Cable	32.00	4.80	36.80
Printer Cable	17.00	2.55	19.55
Centronics Parallel Interface for unexpanded Genie	33.00	4.95	37.95
Sound kit fitting above	10.00	1.50	11.50
Lower case kit fitting above	5.00	0.75	5.75
Lower case kit fitting above	35.00	5.25	40.25
Lower case kit fitting above	5.00	0.75	5.75

### Books

Microdigital offer a good selection of books to help you get the best from your Genie or TRS 80. There is no VAT on books, but £1 for post and packing should be added to orders for less than £10.

#### Learning Level II BASIC by David Lien 10.95

This is the second excellent book by CompuSoft Publishing in California. No Genie or TRS 80 owner can afford to miss this one.

#### Introduction to T-Bug by D. & K. Inman 6.20

The only book which describes in detail the machine language monitor operations of the TRS 80 or Genie.

#### Introduction to TRS 80 Graphics by D. Inman 7.10

For some time now, graphic displays on microcomputers have been out of the reach of hobbyists because of their complexity and high cost. In this book the author will show you how, with a minimal knowledge of the BASIC computer language and your Genie or TRS 80 computer, you can create graphic displays that only a few years ago were the exclusive turf of the big computer owners. The book begins with the basics and works from line drawings through geometrics and right on up to moving figure animation and more advanced operations. A great handbook on computer graphics for microcomputer owners at all levels of experience.

#### Microsoft™ BASIC by Knecht 7.20

A tell it all book for Genie and TRS 80 users. It presents an introduction and tutorial on programming in MICROSOFT BASIC. The concepts presented are illustrated with examples that actually run. By starting with the simplest and most commonly used commands and then progressing onto the more complex instructions, the author illustrates how the more powerful versions of the BASIC language can save time and effort.

#### TRS 80 Disk and Other Mysteries 11.90

A straight-forward presentation on disk organisation and file management and hints on how to deal with some disk problems.

#### TRS 80 BASIC – A Self Teaching Guide by Albrecht/Inman/Zamora 5.90

A step by step guide for all Level II TRS 80 and Genie owners. Although geared towards the beginner, it contains a wealth of information for more advanced programmers.

#### Video Genie System Service Manual 5.00

This manual is written for servicing technicians and people who are interested in modifying the machine to suit their particular applications. Readers are assumed to have a basic background on digital electronics and microprocessors.

#### The easy way to programming in BASIC using the Video Genie System by John and Judy Deane 5.00

★ How to program graphics. ★ How to load and run programs. ★ 40 sample programs. ★ Full explanation of BASIC error messages. Ideal for beginners.

Mail Orders to:  
MICRODIGITAL LIMITED  
FREEPOST (No stamp required)  
Liverpool L2 2AB

Retail Premises at:  
25 BRUNSWICK STREET  
LIVERPOOL L2 0PZ  
Tel: 051-227 2535/6/7

Headquarters at:  
59-LEOPOLD STREET  
SHEFFIELD  
Tel: 0742 750971



# MICRODIGITAL

The Microcomputer Specialists



# Apple Software

## CCA DATA MANAGEMENT (48K APPLE, Disk)

This system, developed by Personal Software, stores and retrieves information. It is very simple to learn and use, and at the same time provides real data processing capabilities for you and your Apple. Allows you to prepare and access files for your mailing list, customer lists, expense reporting, budget analysis or any report you need.

Price	Nett	Vat	Total
	75.00	11.25	86.25

## DESK TOP PLANNER (48K APPLE, Disk)

A unique financial planning and forecasting system that is driven by a simple menu system. Allows you to create business models or sub-models and build up consolidated summaries if you have individual branches or cost centres.

Price	Nett	Vat	Total
	75.00	11.25	86.25

## VISICALC (32K APPLE, Disk)

Visicalc provides an electronic worksheet of up to 63 columns and 254 rows.

Price	Nett	Vat	Total
	85.00	12.75	97.75

## VisiList

Lists out the grid location and formulas of any VisiCalc file.

Price	Nett	Vat	Total
	10.95	1.64	12.59

## Apple Plot

A useful addition to VisiCalc and Desktop/Plan systems which enables results to be plotted quickly and accurately. Multiple sets of data can be compared on the same report and displayed on the screen, in colour, or a hard copy generated for reports, files etc.

Price	Nett	Vat	Total
	37.00	5.55	42.55

## Maths Sequences (Milliken)

A comprehensive software curriculum in mathematics for children age 5-10. Topics covered range from simple arithmetic through to laws of arithmetic and negative numbers. Instruction is completely individualised based on each student's needs and abilities. The programs are success orientated and allow the student to work at his own pace towards set objectives. As well as all this each student's progress is monitored thus allowing the teacher to review the progress of all students in a matter of minutes.

Price	Nett	Vat	Total
	200.00	30.00	230.00

## I.F.O. - Information File Organiser

This easy-to-use Data Base Management System allows the user to quickly create a data base and then extract information from it. Extracted information can be printed out in up to 10 user defined report formats on screen or printer.

Price	Nett	Vat	Total
	105.00	15.75	120.75

## Video Message

The Video Message display systems turns the Apple into an electronic bulletin board. A simple set of commands allows the user to create 'slides' containing text and colour graphics.

Price	Nett	Vat	Total
	150.00	22.50	172.50

## First VISICALC, now another great for the Apple

MicroModeller is the first decision support system to run on a microcomputer. This is made possible through the powerful Apple microcomputer with the MicroModeller program. The program will seem familiar to existing users of the more popular time sharing programs, such as TABOL, FCS, PROSPER, SIMSTRAT, FORESIGHT, etc. It offers **all** the benefits of these programs at a fraction of the cost.

For more information please ring.

Price	Nett	Vat	Total
MicroModeller	425.00	63.75	488.75

## The latest in Apple games

### Apple Bowl

An entertaining 3-dimensional 10 pin bowling game. You control curve and speed. Requires integer basic and paddles.

Price	Nett	Vat	Total
	9.00	1.35	10.35

### Apple Adventure

Surely the best adventure game available for Apple. Very hard to win, excellent graphics. Requires Applesoft Basic.

Price	Nett	Vat	Total
	21.00	3.15	24.15

### Stellar Invaders

Another one in the 'Invaders' series. Realistic graphics and sound effects. You can control your base with either the keyboard or paddles. Requires Applesoft Basic.

Price	Nett	Vat	Total
	13.00	1.95	14.95

### Tranquility Base

Nett	Vat	Total
13.95	2.09	16.04

### Bloody Murder

Like play with knives? (Integer) Disk.

Nett	Vat	Total
9.95	1.49	11.44

### Microleague Baseball

Nett	Vat	Total
11.95	1.79	13.74

### Macro Screen Editor

Cursor orientated editing tool.

Nett	Vat	Total
19.95	2.99	22.94

### Akalabeth

Latest Adventure type game.

Nett	Vat	Total
16.95	2.54	19.49

### Trilogy

Nett	Vat	Total
15.95	2.39	18.34

### Tranquility Base

Nett	Vat	Total
13.95	2.09	16.04

### Head-On

Nett	Vat	Total
13.95	2.09	16.04

### Bill Budge's Space Album

Nett	Vat	Total
20.95	3.14	24.09

## NEW GAMES

An air hockey game, so fast it comes with a video synch connector.

### Retroball

Nett	Vat	Total
15.95	2.39	18.34

### Alien Lander

Nett	Vat	Total
13.95	2.09	16.04

## VARIOUS

New from SIRIUS. Amazing hires graphics scroll bi-directionally.

### Phantom Five

Nett	Vat	Total
15.95	2.39	18.34

### STARCRAFT (Tokyo)

The best "Invader" game we've seen bar none. We mean it!

### Apple Galaxian

Nett	Vat	Total
13.95	2.09	16.04

### Galaxy Wars

Nett	Vat	Total
13.95	2.09	16.04

### Broderbund

Do you like Star Trek adventures?

4 Galactic Sages from Broderbund, provide a level of complexity and sophistication not seen before.

### Galactic Empire, Trader and Revolution (3 separate disks)

Price each	Nett	Vat	Total
	13.95	2.09	16.04

### Tawala's Last Redoubt

Nett	Vat	Total
16.95	2.54	19.49

Quantity discounts available on request. 12 month guarantee/2 years on Sharp & Apple. Free delivery within mainland UK on orders over £10.

# MICRODIGITAL

The Microcomputer Specialists



Mail Orders to  
MICRODIGITAL LIMITED  
FREEPOST (no stamp required)  
Liverpool L2 2AB

Retail Premises at  
25 BRUNSWICK STREET  
LIVERPOOL L2 0JF  
Tel: 051 227 2535/6/7

Manchester & London  
58 LEOPOLD STREET  
SHEFFIELD  
Tel: 0742 750971

Add £1 post and packing on orders for less than £10

# Books

## SYBEX

### CP/M Handbook - R.Zaks

One of the best selling microbooks of all time, this title is useful on its own or as an addition to the Digital Research documentation.

### Microprocessors - From Chips to Systems - R.Zaks

The basic text on micros for everyone with a technical or scientific background. This book teaches all the fundamentals of microprocessors step by step.

### Micros - Interfacing Techniques - Zaks and Lesea

This comprehensive book introduces the basic interfacing concepts and techniques, then presents the implementation details from hardware to software.

### Programming the 6502 - R. Zaks

This book is an educational text designed to teach programming, using the 6502. It does not require any prior programming knowledge, yet can be used to advantage by anyone wishing to familiarise himself with the 6502. An invaluable book for owners of the PET, Apple, Kim, etc.

### Programming the Z-80 - R. Zaks

Another in the highly successful Sybex Series by Rodney Zaks. This book combines the function of a teaching text, that Sybex do so well, with an extensive reference section. The book is much more than an introduction to the Assembly Language syntax of the Z-80.

### Z-8000 Programming - R. Mateosian

Entering the field of 16-bit micros, this book fulfils a dual role as both an educational text and a reference manual, and covers machine language programming from basic concepts to advanced programming techniques.

### 6502 Applications Book - R. Zaks.

This book presents practical applications techniques for the 6502 ranging from a complete home alarm system to an industrial control loop for temperature control. Also includes analog to digital conversion and simple peripherals from paper-tape reader to micro printer.

### 6502 Games - Zaks

A book of ten games which will teach you assembly language, algorithm design and data structures in a straight-forward and enjoyable manner.

### Your First Computer - R. Zaks

This book explains what a computer system is, how it works, and how to select the various components and peripheral units. Essential reading for a would-be computer user.

## OTHER BOOKS

### The BASIC Handbook by David Lien

This is a machine independent reference text for the BASIC compilers on most personal computers. It also shows the syntax for the new ANSI standard BASIC. It is the only book of its kind in print at present.

### Illustrating Basic - a simple programming language by D. Alcock

One of the best selling books on BASIC, it's clear explanations, attention to details, style, wit and humour have won it widespread acclaim...

### Practical Microcomputer Programming The 6502 - Weller

This book examines the detailed assembly level programming characteristics of the 6502 microprocessor and includes appendices giving an assembly listing of the assembly program (6502 Resident Assembler), an assembly listing of Apple II input/output subroutines for the assembly computers and assembly listing of the D-Bug program for Apple II.

A very comprehensive reference book.

### Advanced BASIC by J. Coan

Develops the readers expertise with BASIC through strings and files to graphing and more important mathematical functions.

### The Art of Computer Programming Volume 1 - Fundamental Algorithms by Knuth

This is the first book in this world wide best selling series and thought by many as the best books of their type available. Volume 1 begins with a thorough review of the mathematical techniques used, although it does not assume mathematics above high school level in the reader. It goes on to review assembly level programming and ends with a 200 page review of information structures. The book contains numerous exercises.

### The Art of Computer Programming Volume 2 - Semi-Numerical Algorithms by Knuth

### The Art of Computer Programming Volume 3 - Searching and Sorting by Knuth

Using CP/M - A Self Teaching Guide - Fernandez/Ashley  
CP/M is the most widely used microcomputer operating system, and this book presents a complete detailed introduction to the use of CP/M for maximum capability and efficiency - with any hardware and using any programming language.

### The ZX80 Pocket Book

This is not a book for the complete beginner; it is intended for the student, who wishes to develop his or her programming skill, and for the experienced programmer who wants a concise summary of the unique characteristics of this machine.

8.90

7.20

9.90

8.70

9.70

9.90

8.70

8.90

5.90

10.95

3.25

19.50

6.80


9.90

16.40

20.40

5.90

4.95



### Basic BASIC by J. Coan

One of the most widely sold text books on BASIC. The book uses over 100 example problems to illustrate the essential techniques of the language.

6.70

### BASIC Computer Games by David Ahl

The first collection of games all in BASIC. Contains both a complete listing and a sample run of each game along with a descriptive write up.

5.45

### BASIC Primer by Waite and Pardee

This book is exactly what it says it is - on top of this it also includes 7 appendices to help you optimise your code for speed and memory use. Finally, at the back is a reference card which you will keep in your pocket during the rest of your BASIC Programming career.

6.90

### Best of Micro - Volume 1

Micro is the best known and most widely read of the specialists journals dealing with the 6502 microprocessor as used in the PET, Apple, Am, OSI, CompuLink Minimax, etc. "Best of Micro" is a bound version of the first six issues.

5.45

### Best of Micro - Volume 2

This is the bound version of the second six issues of Micro up to mid 1979.

6.45

### Cheap Video Cookbook by D. Lancaster

A complete guide to super low cost alphanumeric and graphic microprocessor based video displays - this book picks up where the TV Typewriter Cookbook ended.

4.90

### CMOS Cookbook by D. Lancaster.

Your complete guide to the understanding and use of Complementary Metal-Oxide-Silicon integrated circuits. Gives usage rules, power supply design examples, applications, bread boarding and coverage of logic.

7.45

### Computer Graphics Primer by M. Waite

Instruction in the methods of producing drawings, plans, maps and schematics on a CRT display. In 3 sections 'Perspectives', 'Basic Concepts', and 'Graphics Programming'.

8.90

### Computer Programs that Work by Lee, Beech and Lee

This book contains twenty four programs in BASIC in the areas of biology, mathematics, chemistry and physics and includes simulations of real-life situations and popular games.

3.90

### Computerisation for the Small Business by Edward G. Cluff 2nd Edition

A layman's guide to Directors and Senior Line Management. This is a crisp, non-technical guide which covers the whole business field - computer and programming choices; data preparation; input and retrieval; financing; the secondhand market; maintenance; running costs; and security and privacy. It concludes with a collection of self-evaluation surveys for different computer applications.

6.90

### Computers in Maths - D. Ahl

A fun maths book by the author of BASIC Computer Games - a huge source book of ideas for using computers to learn about mathematics.

10.90

### The Howard W. Sams Crash Course in Microcomputers by L. E. Frenzel

Written in a teach yourself format with study questions, this book provides a solid background in microcomputers quickly and effectively. All aspects from fundamentals and operating systems to programming and peripherals.

10.60

### How to Program Micros by W. Barden Jnr.

Explains assembly language programming of microcomputers based on the 8080, 6800 and 6502 microprocessors. Basic concepts, number systems and operations, computer operation and codes are examined.

6.90

### Industrial Process Control Systems by Patrick and Fardo

Process control procedures, system concepts, components, industrial applications and study questions in a logical text book.

8.90

### Introduction to Microcomputers by A. Osborne - Volume 0 The Beginners Book - A. Osborne

If you know nothing about computers this is the book to begin with. It explains what computers are and describes their components.

5.90

### Introduction to Microcomputers by A. Osborne - Volume 1 Basic Concepts - A Osborne

This book describes application techniques common to all microprocessors yet specific to none. All the basic hardware and software concepts are explained simply.

7.90

Quantity discounts available on request 12 month guarantee/2 years on Sharp & Apple Free delivery within mainland UK on orders over £10

Mail Orders to  
MICRODIGITAL (LIMITED)  
FREEPOST (No stamp required)  
Liverpool L2 2AB

Retail Premises at  
25 BRUNSWICK STREET  
LIVERPOOL, L2 0PJ  
Tel: 051 227 2533/6/7

Microdigital at Lakes  
58 LEOPOLD STREET  
SHEFFIELD  
Tel: 0742 750971



# MICRODIGITAL

The Microcomputer Specialists



# Books

13

Add £1 post and packing on orders for less than £10

- Introduction to Microcomputers by A. Osborne (September 1978 Edition) Volume 2 - Some Real Microprocessors** 14.90  
This 9" x 7" loose leaf format book covers every major microprocessor on the market. 4 bit to 16 bit in detail and analyses more than 20 CPUs. Includes new sections on the most recent entries into the microprocessor market. Describes support devices for use with only one microprocessor.
- Introduction to Microcomputers by A. Osborne - Volume 3 Some Real Support Devices - Loose Leaf** 10.90  
A companion volume to Volume 2. This describes the micro support devices which can be used with more than one microprocessor - including system buses.
- Osborne Update Series for Volume 2 and Volume 3**  
6 updates to each subscription issued bi-monthly.
- Volume 2** Data on: TMS1000 MK3372/3373 Single Chip Mostek MK3886 COMBO 18.90  
Motorola MC6801 Single Chip Synertek SY6551 ACIA TMS9902 USART MicroNova 9940 update Intel 8086 Instruction Set Update Zilog Z8000 2900 Series Chip Slice Products.
- Volume 3** Data on: Static RAM update 2652 Multi Protocol Communications Circuit 2651 Programmable Communications Interface Introduction to Data Converters Digital to Analog Converters (8/10/12 Bit). Analog to Digital Converters (8/10/12 Bit) Am9511 Arithmetic Processor Introduction to Peripheral Controllers Keyboard Display Controllers Video Controllers Floppy Disc Controllers Motorola EXORciser Bus Heath H8 Bus R5449/422 A/423 A Standards. 18.90
- Binders** Custom binder for Volume 2 and Volume 3 which allows the updates to be added when issued. Volume 2 or Volume 3 must be specified when ordering. 5.75
- Microcomputers for Business Applications by W. Barden Jnr.** 7.10  
This book will prove invaluable to a potential buyer of a business microcomputer system - helping him to select the best system for his particular needs. The micros discussed range from spin-offs of hobbyists computers to complete "turnkey" systems with customised software.
- More BASIC Computer Games by David Ahl** 5.45  
This is the sequel to the best selling "BASIC Computer Games". 84 fascinating and entertaining games for solo or group play. All games are complete with a program listing in BASIC, a sample run and a description. Standard Microsoft BASIC is used throughout and the programs are simple to use with almost all microcomputers.
- Pascal for the PET** 8.95  
Transam's manual for use with the Commodore Pascal disk.
- PET and the IEEE 488 Bus (GPIB) by Fisher & Jensen** 9.90  
A book for instrument designers, scientists, programmers and hobbyists - which shows how you can have a low cost versatile system that may be interfaced to any of hundreds of electronic instruments.
- PET/CMP Personal Computer Guide - Donaghue & Enger** 9.95  
An invaluable source of information for any PET or CBM user - giving details on BASIC programming, storing data preventative maintenance and assembly language.
- The PET Revealed - Nick Hampshire (1980)** 9.95  
**The PET Library of Sub-Routines (1980)** 9.95  
Invaluable aids for all Pet Owners - information packed pages about your PET - Commodore approved.
- Practical Microcomputer Programming with the Z-80 by Weller** 19.50  
18 chapters of solid accurate programming information. Debugging techniques, interrupt modes, array and table handling, number base conversation, floating point arithmetic, programmed input/output stackpointer usage.
- Practical Programs and Games in BASIC** 5.70  
A varied selection including Space War, Blackjack, Statistical Permutations, and many more.
- Problem Solving and Structured Programming in BASIC by Koffman and Friedman** 8.90  
The book reflects the view that good problem solving and programming habits should be introduced at an early stage.
- Programming and Interfacing the 6502** 8.90  
An excellent starting point for 6502 micro-computer novices, who need experience in assembly language programming or chip-level interfacing. Examples are shown using a KIM, AIM or SYM system.
- Programming a Microcomputer (6502) by Foster** 7.20  
This book will teach you how to program a microcomputer in machine language. Although designed specifically for the 6502 microprocessor used in the Kim 1, PET and the Apple, the basic principles involved apply to all computers.
- Programming in PASCAL by Grogono** 6.90  
This introductory language manual is an excellent start to one of the fastest growing programming languages today. The book is arranged as a tutorial containing both examples and exercises to increase reader proficiency with the language.
- 30 Programs for the Sinclair ZX80 (1K) - Beam Software** 6.90  
A host of useful programs for this best selling machine.
- S-100 Bus Handbook - Bursky Dave** 9.10  
This book documents the bus structure used by most micro makers. Full details are given of S-100 system components.
- The S-100 and Other Micro Buses by Poe and Goodwin** 5.10  
This book is about buses and after acquainting the reader with bus basics moves on to detail the eleven most widely used bus systems.
- SARGON:A Computer Chess Program by Dan and Kathie Spracklen** 9.45  
Here is the computer chess program that won first place in the first chess tournament at the 1978 West Coast Computer Faire. It is written in Z-80 assembly language using the TDL macro assembler. It comes complete with block diagram and sample printouts.
- Some Common BASIC Programs - Poole/Borchers 3rd** 7.90  
Includes 76 short programs covering financial, mathematical, statistical and general interest subjects, all of which have been tested.
- The Systems Analyst by J. Attwood (Hardback)** 7.45  
From the initial decision whether or not to use a computer for a specific problem, to the actual installation of the completed system, the book covers the strategies, skills and techniques needed.
- TTL Cookbook by D. Lancaster** 7.10  
Discover what transistor-transistor logic is, how it works and how to use it. Discusses practical digital applications and teaches you how to build TTL systems that entertain, test and train.
- TV Typewriter Cookbook by D. Lancaster** 7.20  
A comprehensive guide to low cost television display of alpha-numeric and graphics data for microprocessor systems word processing, TV titling and video games.
- TRS 80 Interfacing by J. A. Titus**  
Requiring a good understanding of Level 11 BASIC, this book describes the signals available in the TRS 80 computer and their application to the control of external devices. Experiments in the construction and use of some typical interfaces are included. Book 1 6.90  
Book 2 7.90
- Z-80 Assembly Language Programming** 10.45  
**Z-80 Microprocessor Programming and Interfacing Volume 1 by Nichols and Rony** 7.70  
This book is the first of a two volume series on the Z-80. It covers programming at the assembly and machine language level for the Z-80. Book 2 will cover interfacing. The books are laboratory orientated texts. The strong emphasis is on learning through experiment. This book requires no background in computers.
- Z-80 Programming and Interfacing Book 2** 8.45  
**Instruction Handbook (Z-80)** 3.05  
This slim volume constitutes a powerful and comprehensive guide. About seven hundred instruction codes are obtainable from the basic instructions.
- Z-80 Microcomputer Design Projects by W. Barden Jnr.** 9.10  
A solid instruction to the Z-80 microcomputer and the EZ-80 chip. Simple construction of the EZ-80 microcomputer and several applications.
- Z-80 Microcomputer Handbook by W. Barden Jnr.** 6.90  
This book provides essential information on Z-80 technology and is organised into three sections: Hardware, software and microcomputers built around the Z-80.
- Z-80 Programming for Logic Design - A. Osborne** 6.25  
These books describe the implementation of sequential and combinational logic using assembly language. They describe the meeting ground of the programmer and the logic designer and are written for readers in both fields.
- 6502 Assembly Language Programming by Leventhal** 10.45  
Another fine manual in the Osborne Assembly Language series to join the best selling 8080, 6800 and Z-80 books.
- 6502 Cookbook by R. Findley** 7.70  
Various component programme units given may be combined at will, and these recipes will help you to explore some of the possibilities available.
- 6502 Software Design by L. Scanlon (Sams)** 7.90  
Fundamentals of 6502 operation are explained and then extended to give a comprehensive coverage of 6502 use.
- Using Forth (Manual)** 13.45  
This manual concentrates on the practical aspects of programming in FORTH for people who are new to this operating system and programming language.
- Z-8000 Assembly Language Programming - Leventhal/Osborne/Collins** 13.45  
This book describes the entire Z-8000 instruction set in detail, covering all the fine points of assembly language programming.

Quantity discounts available on request 12 month guarantee/2 years on Sharp & Apple. Free delivery within mainland UK on orders over £10

**MICRODIGITAL**

The Microcomputer Specialists

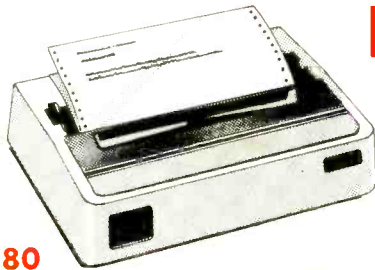


Mail Order to:  
MICRODIGITAL LIMITED  
FREEPOST (No stamp required)  
Liverpool L2 2AB

Retail Premises at:  
25 BRUNSWICK STREET  
LIVERPOOL, L2 0PF  
Tel: 051 227 253/6/7

Microdigital at Lakes:  
58 LEOPOLD STREET  
SHEFFIELD  
Tel: D742 750971

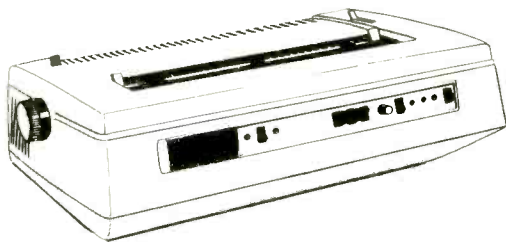
# Printers



## MICROLINE 80

Now an old favourite, the MICROLINE has established itself on the market as one of the most reliable and versatile printers available. This quiet 5 x 7 dot matrix printer prints at 80cps and is capable of producing graphical output. It comes complete with 96 character set and centronics compatible interface. You can select from 40, 80 and 132 characters per line in software. The 40 character output is double-size, 80 character is at 10 cpi, 132 character is at (16.5 cpi). Now at a new low price, exceptional value.

Price	Nett	Vat	Total
MICROLINE 80	345.00	51.75	396.75
Tractor Feed	45.00	6.75	51.75
RS232 Adaptor	75.00	11.25	86.25
Ribbons	2.25	0.34	2.59
PAPER (2000 sheets) 11" x 9 1/2"			
Pick-up Price	11.00	1.65	12.65
Delivered Price	14.00	2.10	16.10



## Qume Sprint Model 545RO

An extremely high quality daisy wheel printer for the professional user. Some features are 45 characters per second print speed, asynchronous serial interface, 96 character daisy wheel, 10 or 12 characters per inch producing 132 to 158 characters per line. A plotting resolution of 5760 x 2880 points per sq. inch is available.

Price	Nett	Vat	Total
Receive only model	1750.00	262.50	2012.50

## APH 10" MONITOR

An economic monitor, producing a clear black and white picture.

Price	Nett	Vat	Total
APH	85.00	12.75	97.75

## HITACHI 9" MONITOR

A compact and reliable monitor, produces white on black characters.

Price	Nett	Vat	Total
VM 910	125.00	18.75	143.75

## HI-RESOLUTION MONITOR (VM 906)

This monitor has a much finer tube than most, producing extremely clear and highly defined pictures.

Price	Nett	Vat	Total
VM 906	145.00	21.75	166.75

## HITACHI 12" MONITOR (VM 129)

This is a must for the professional user. The VM 129 is ideal for use with the 80 column displays. Provides a clear and stable picture.


Price	Nett	Vat	Total
VM 129	185.00	27.75	212.75

Quantity discounts available on request. 12 month guarantee/2 years on Sharp & Apple. Free delivery within mainland UK on orders over £10.

Mail Orders to  
MICRODIGITAL LIMITED  
FREEPOST (No stamp required)  
Liverpool L2 2AB

Retail Premises at  
25 BRUNSWICK STREET  
LIVERPOOL L2 0JF  
Tel: 051 227 2535/6/7

Microdigital at Leazes  
58 LEOPOLD STREET  
SHEFFIELD  
Tel: 0742 750971



## Seiksha GP-80

At last, an economic printer for the hobbyist. This must be the lowest-cost smallest impact graphic printer in the world. Graphics, normal (12 cpi) and double-width (6 cpi) characters can be printed on the same line. Pinfeed tractor is equipped as standard. The printer prints on plain paper and has a continuous self-inking ribbon. There is a wide range of optional interface boards available. A truly remarkable dot matrix printer, it prints at 30 cps using a 5 x 7 dot matrix. A parallel interface is standard.

Price	Nett	Vat	Total
GP-80	220.00	33.00	253.00
RS232C Interfaces:	50.00	7.50	57.50
IEE 488	50.00	7.50	57.50
PET	50.00	7.50	57.50
APPLE	50.00	7.50	57.50
TRS 80	30.00	4.50	34.50
Video Genie	30.00	4.50	34.50
Ribbons	4.00	0.60	4.60
PAPER (2000 sheets) 11" x 8 1/2"			
Pick-up Price	12.00	1.80	13.80
Delivered Price	15.00	2.25	17.25




## Centronics 737

80 CPS + double spacing and mono spacing 10 and 16.7 CPI, proportional spacing, 3 way paper handling, 96 character set, expanded print, right margin justification, underlining, bi-directional, centronics parallel and serial interfaces standard.

Price	Nett	Vat	Total
	395.00	59.25	454.25

# Video Monitors



## 12" GREEN-SCREENED MONITOR (VM 12G)

Ideal for continuous use, this monitor displays green data. A tinted perspex screen cover reduces reflections and glare. Rapidly becoming the industry standard.

Price	Nett	Vat	Total
VM 12G	162.00	24.30	186.30

## CABLES FOR MONITORS

These are supplied free if purchased with a microcomputer. Otherwise:

Price	Nett	Vat	Total
Cable	3.50	0.53	4.03

Colour Monitors — please ring for details.

**MICRODIGITAL**  
The Microcomputer Specialists



# QED Mains Interference Suppressors

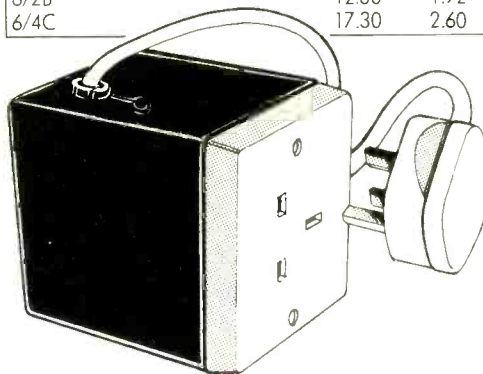
For use when mains interference is causing your computer problems.

Simply plug the equipment into the suppressor and plug the suppressor into the wall socket (see specification for maximum power). Inserted in this way, most forms of mains borne interference will be cured. An alternative method of fitting, whereby the suppressor is connected to the mains circuit of the appliance causing the interference, may prove to be more effective in some cases.

## Technical Specification: 6/2B (6/4C specification in brackets)

Maximum power	:	750 watts (1500)
Maximum current	:	3 amps (6)
Operating voltage	:	up to 250 V.A.C.
Insertion loss	:	approx 55 dB's
Frequency range	:	150 kHz to 15 MHz (150 kHz to 100MHz)
Discharge time	:	less than one second

Price	Nett	Vat	Total
6/2B	12.80	1.92	14.72
6/4C	17.30	2.60	19.90



# Scotch 7440 Head Cleaning Diskettes

Keeping the heads free of debris means longer lasting heads, fewer diskette replacements and fewer engineer calls. The rotating cleaning fabric in the head cleaning diskettes alternately wipes the heads with the solution and dry surface, removing contamination from the read/write heads. In half a minute the heads are clean.

The cleaning diskettes can be used with either single or double headed diskette drives. The 7440 kit is for all 5 1/4" minidiskette drives. The kit contains one bottle of cleaning solution, one dispenser cap

and two cleaning diskettes. Each cleaning diskette can be used for approximately 15 cleanings.

Materials and solution are completely safe, being non-flammable, non-abrasive and will not harm metals, plastics or painted surfaces. Too little or too much cleaning solution will not affect the drive.

Price	Nett	Vat	Total
7440 kit	19.50	2.93	22.43

We are probably the largest supplier of microcomputer cassettes in the country and have them specially manufactured to our quality specification.




## Cassettes

- C15 Agfa Tape
- Special Labels
- Cellophane wrapped
- Precision transport mechanism
- Leaderless
- Insert Cards
- Screw fixing case
- Proven performance

Prices	Nett	Vat	Total
one cassette	0.80	0.12	0.92
box of ten cassettes	5.20	0.78	5.98
fifty cassettes	25.00	3.75	28.75
one hundred cassettes	45.00	6.75	51.75

### Guarantee

If within 12 months of purchase any of our cassettes does not give satisfactory performance send it back to Microdigital for replacement by return of post.



## Disks


High performance Mini Floppy disks

- Anti static envelopes
- single sided, single density
- soft sectored
- labels and write protect

Prices	Nett	Vat	Total
one disk	3.00	0.45	3.45
ten disks	22.00	3.30	25.30
fifty disks	100.00	15.00	115.00
one hundred disks	180.00	27.00	207.00

## Memory Chips

Guaranteed quality - Any faulty chips should be returned to us within 12 months of purchase with proof of purchase for replacement by return of post.



2114 static memory chips guaranteed to 300 nanoseconds full cycle time. Low power, suitable for Superboard Kompukit, Atom ZX 80 etc. (2 chips give 1k byte of memory).

Prices	No. of Chips	Unit Price	Total Price		
			Nett	Vat	
	2	1.80	3.60	0.54	4.14
	8	1.70	13.60	2.04	15.64
	24	1.60	38.40	5.76	44.16
	100	1.40	140.00	21.00	161.00
	500	1.30	650.00	97.50	747.50
	1000	1.25	1250.00	187.50	1437.50

### 4116 and 2114 chips at the same price

4116 dynamic memory chips guaranteed for 200 nanoseconds full cycle time. Suitable for Apple, TRS 80, Nascom, Exidy Sorcerer, Sharp MZ 80K etc (8 chips give 16k bytes of memory).

Quantity discounts available on request. 12 month guarantee/2 years on Sharp & Apple. Free delivery within mainland UK on orders over £10.

# MICRODIGITAL

The Microcomputer Specialists



Mail Orders to  
MICRODIGITAL LIMITED  
FREEPOST (No stamp required)  
Liverpool L2 2AB

Retail Premises at  
25 BRUNSWICK STREET  
LIVERPOOL L2 0PJ  
Tel: 051 227 2335/6/7

Microdigital at Laines  
58 LEOPOLD STREET  
SHEFFIELD  
Tel: 0742 750971

# Microdigital Mail Order Form

MAIL TO: Microdigital Limited, Freepost, Liverpool L2 2AB.

Office Use only	Goods required	Price	
	1		
	2		
	3		
	4		
	5		
	6		
	7		
	8		

If you require a stereoclub application form tick this box

Date:

Access: 5224

Barclaycard 4929

American Express/Diners Club/Stereo Club No. ....

Expiry date:

Name \_\_\_\_\_

Address: \_\_\_\_\_

\_\_\_\_\_

\_\_\_\_\_ Post Code \_\_\_\_\_

Tel (day) \_\_\_\_\_ PE

Add £1 P & P to orders under £10

Total

### Terms and Conditions

In addition to cash we accept, Access, Barclaycard, Stereo Club, American Express, Diners Club and cheques covered by a bankers card. Allow one week for personal cheques to clear. VAT in this brochure has been calculated at the rate of 15% current at the time of writing. Please allow for any changes. Postage and carriage is offered free of charge within the United Kingdom. All products are covered by our 1 year warranty against failure due to faulty materials or workmanship. Official orders over £50 are welcome, with normal 30 days credit extended to bona-fide commercial and government organisations. All prices, specifications and terms are subject to change without notice at the discretion of the management. Offers subject to availability. The entire contents of this brochure are copyright Microdigital Limited 1981.

### Microdigital 12 month Guarantee

Microdigital Ltd, (hereinafter called the 'company') warrants the products it sells against defects in material and workmanship for a period of one year from the date of purchase, two years for Apple and Sharp products. During the warranty period, the company will repair (or at its own option, replace) at no charge, components that prove defective. This is provided the product is returned, shipping prepaid, or by person, to 25 Brunswick Street, Liverpool 2, L2 0PJ, stating when it was bought and enclosing proof of purchase. This warranty does not apply if, in the opinion of the company, the product has been damaged by accident, misuse, misapplication or, in the case of a kit, bad construction.

### NEW Quantity Discounts

These are available on orders for 5 or more units (Hardware Only). Write in with your exact requirements and we will quote by return of post.

### Opening Hours

Shop - 9 till 5.30 Mon - Sat.  
closed Bank Holidays.  
Mail Order - 9 till 5 Mon - Fri.

### Ansaphone Service

24 Hour - 7 Day  
Ansaphone Service  
on 051-236 0707

Prices correct at time of going to press.

### Lasky's Stereoclub

- the easy way to buy, from Microdigital.

For as little as £5 per month, you can join the Lasky's Stereoclub, which immediately entitles you to a credit limit of 24 times your monthly repayment, and enables you to buy now the microcomputer equipment that you've always wanted from Microdigital. Current Stereoclub interest rate is 2.5% monthly - equivalent to an APR of 34.5% (Rates may vary).

As a Stereoclub member we'll send you regular news and literature from Lasky's and Microdigital. Lasky's Stereoclub is probably the best thing that's happened to Microcomputers since the invention of the chip!

### Microdigital Limited

Microdigital Limited is registered in England  
Registered Number 319646437  
Registered Office Chancel House, Neasden Lane, London NW10  
Directors P.M. George, P. Klein, G.W. Ralph, A.J. Stirling, D.J. Saie,  
V. C. Gaffin, T. Edmundson.  
Ultimate Holding Company - Ladbroke Group Limited  
VAT Number: 240 1132 31

**This brochure is effective from 1st May 1981 and supercedes all previous brochures.**

Quantity discounts available on request. 12 month guarantee/2 years on Sharp & Apple. Free delivery within mainland UK on orders over £10.

Mail Orders to  
MICRODIGITAL LIMITED  
FREPOST (No stamp required)  
Liverpool L2 2AB

Retail Premises at  
25 BRUNSWICK STREET  
LIVERPOOL, L2 0PJ  
Tel: 051-227 2535/6/7

Microdigital at Lasky's  
58 LEOPOLD STREET,  
SHEFFIELD  
Tel: 0742 750971



# MICRODIGITAL

The Microcomputer Specialists

# SAXON FOR ALL YOUR DISCO/P.A. NEEDS

## STEREO DISCO SYSTEMS

### 100-600W COMPLETE WITH LIGHT SHOW

ABSOLUTELY COMPLETE

- FEATURES: ★ MIC/TAPE INPUTS  
★ CROSSFADE  
★ SLAVE OUTPUT  
★ FULL MONITORING/CUE LIGHT  
★ WIDE RANGE BASS/TREBLE  
★ FOUR CHANNEL SOUNDLIGHT

**PLUS!!** BUILT IN LIGHT DISPLAY - 2 YEAR WARRANTY  
ONLY 20% DEPOSIT - TYPICAL APR 36%

<b>STANDARD CENTAUR 100W</b>	<b>£345</b>	Dep. only £69
<b>SUPER CENTAUR 200W</b>	<b>£425</b>	Dep. only £85
<b>GXL CENTAUR 200W</b>	<b>£545</b>	Dep. only £109
<b>CUSTOM CENTAUR 400/600W</b>	<b>£945</b>	Dep. only £189

SEE OUR CATALOGUE for other exciting combinations of consoles and loudspeakers - **ONLY £1** - INCLUDES £30 WORTH FREE VOUCHERS - over 3000 systems now in use. Please telephone for details of carriage charges - area decides cost



GXL CENTAUR

## LIGHTING EQUIPMENT

FULL RANGE OF WHEELS. ADD ON ATTACHMENTS ETC IN OUR CATALOGUE


- ★ 22" Rope Light **£39.50**
- ★ 4 CH Sound/Lite sequencer plus dimmers **£55**
- ★ PLUTO Rhythmic Super Rope Light Controller 4kW For/Rev/Auto functions **£89.50**
- ★ DJ ELECTRONICS 10 way chaser 32 programmes plus Sound/Lite plus Auto **Bargain Price £149**
- ★ DJ ELECTRONICS Auto Zoner 64 programme matrix unit. Similar to PE STARSPINNER **£225**
- ★ The pair only **£55**
- ★ 3 CH Sound/Lite **£39.50**

- Lightomatic Freeze Flasher Strobe **£64.75**
- Lightomatic Super Freeze Flasher Strobe **£89.75**
- Bulgin Plug/Socket 8 way **£4.25** carr. 50p
- Saxon Light Boxes. Match consoles & loudspeakers. 4 way 800 watt **£55** carr. £4
- 3 way 600 watt **£45** carr. £4
- 5 metre Multiway Lighting Lead **£12.50** carr. £1

FIRST CLASS CONSTRUCTIONAL PROJECTS - GLASS FIBRE PCB - FULL INSTRUCTIONS

## LIGHTING KITS

<b>LK 2</b>	3 channel 3kW zero voltage switched fully automatic level control 200mV-100V input	<b>£17.90</b>
<b>LK 3</b>	2kW slider dimmer suitable for Pubs, Clubs etc. C/W lace plate - suppressed - 15A triac	<b>£9.80</b>
<b>LK 4</b>	4 channel 4kW sound-lite sequencer with for/rev/ auto functions. Ideal for rope lights or spot banks	<b>£17.90</b>
<b>LK 5</b>	4 channel rope light controller with sound-lite - handles up to 20 ropes.	<b>£11.50</b>
<b>LK 6</b>	2 channel domestic automatic controller with built-in microphone - runs 4 or 6 bulbs	<b>£7.50</b>



Cases to suit kits 100W spots (state colour) **£3.50**  
Coloured pigmy lamps **£1.50**  
Rope lights 22" **£39.50**

## EFFECTS UNITS

<b>'SAXON SMASH'</b> Connect between mic amp - Press button for Alien Voice effect. <b>£9.75</b>	<b>'SAXON KLAXON'</b> 4 siren effects for the price of 2 US Police Hawaii 5-0 UK Police Destroyer <b>£19.75</b>	<b>'SAXON SIREN'</b> Single siren - State which required - US, UK or Hawaii Police or Destroyer <b>£9.75</b>
---	--	---

## MIXER KITS

**BUILD YOUR OWN DISCO!!**

MONO DISCO MIXER <b>£19.75</b>	EACH MIXER FEATURES:
STEREO DISCO MIXER <b>£29.75</b>	

★ Twin deck controls + Crossfade ★ Tape inputs ★ Mic input with Bass/Treble ★ Autolafe circuitry & controls ★ Wide range tone controls ★ Ample monitor power front panel to suit **£3.50** - Supply for mains operation **£7.50**.

SPECIAL OFFER - LIMITED QUANTITY - DJ ELECTRONICS

## 'SUPREME' LIGHT UNIT

- ★ 3 channel 3kW ★ Individual bass/mid/treble ★ Variable speed sequences
  - ★ Additional effects of fowlight and override ★ Fully guaranteed.
- Originally sold at **£89** we have a few of these great units at **ONLY £49**.  
SEE THIS MARVELLOUS UNIT AT OUR SHOWROOM

## MICROPHONES


<b>ELECTRET</b> EM506 600 ohm/50k. Top quality Disco mic. <b>£24.30</b>	<b>ELECTRET</b> D1501 600Ω/50k. Rugged. Value for money <b>£23.60</b>
--	--

## MIXERS

**MX 680**

- ★ 5 channels, 2 phono, 2 tape, 1 mic.
- ★ Headphone monitor
- ★ All slider controls

**£49.50**  
carr. £1.50



**STEREO**




- SM500** 5 channel Disco Mixer
- ★ Magnetic cartridge inputs (2)
- ★ Mike plus 2 tape inputs
- ★ Twin VU meters plus record output
- ★ Switched headphone monitor
- ★ Mains powered

**£54.50** plus carr. £1.50

## P.A. GEAR

A FULL RANGE OF EQUIPMENT TO SUIT YOUR GROUP/PUB/CLUB ETC.

- AP100** 4 mixed inputs plus bass/treble master controls - 100W output **£72** carr. £2.50
- AP200** 6 mixed inputs on 3 channels - 3 sets bass/treble plus master plus presence 200W output plus slave output **£119** carr. £3.50
- 1x 12" P.A. CAB **£79** carr. £4
- 12" 100W driver plus twin piezo horns - 100W handling **£79** carr. £4
- 2x 12" P.A. CAB **£116** carr. £5
- 2x 12" units plus twin piezos 200W RMS handling



## LOUDSPEAKER CABINETS

**THE AMAZING PDF BIN** **£125** carr. £5.00  
(Illustrated opposite) 100W reflex CAB with twin horns - Very efficient and very loud and low distortion due to the cabinet design - Ideal for Discos.

WE HAVE A COMPLETE RANGE OF LOUDSPEAKERS IN CABINETS FROM **£30** - CALL IN AND SEE OR PHONE FOR DETAILS.

## DRIVE UNITS

12" 100W SAXON DRIVER 4/8/16 ohm **£24.50** carr. £1.50

- ★ Piezo Horns **£5.45** carr. 40p
- ★ 12" Fane Crescendo 100W **£55** carr. £1.50
- ★ 15" Fane Crescendo **£89** carr. £2.50
- ★ 12" 50W Saxon Driver **£19.50** carr. £1.50
- ★ 12" 800 mans pro. 12 80W **£29** carr. £1.50
- ★ 15" Baker **£47.50** carr. £2.50
- ★ Fane J104 50W horn **£15.50** carr. 50p
- ★ Fane 18" 150W Crescendo - FEW ONLY AT **£89.50** carr. £3.

## UNREPEATABLE HI-FI BARGAIN 3 WAY LOUDSPEAKER KIT C/W BAFFLE (pre-cut)



Comprises:

- ★ 25Hz-30kHz response
  - ★ 6 1/2" inen surround bass unit
  - ★ 5" md-range unit
  - ★ 3" tweeter
  - ★ 3 way crossover, fixing screws and baffle
  - ★ 20 watts handling capability - 8 ohm system
- Full instructions provided  
Must be heard to be believed!!

**£10.50** or 2 for **£20**  
Carr. £1.25 per kit.

## ACCESSORIES

Carr. on accessories £1.50 unless otherwise stated

- ★ Disco Stand P&N Style **£26.75** carr. £2.50
- ★ Stereo Headphones **£7.50**
- ★ Flexiles **£5.50**
- ★ Floor Mic. Stand **£12.90**
- ★ Boom Arm **£8.95**
- ★ Desk Stand **£4.50**
- ★ Transformer to suit **£3.50**
- ★ 12" Goose Neck **£5.65**
- ★ 6m Curly Lead **£2.45**
- ★ 5m L/Speaker Lead **£2.45**
- ★ Goose Neck Base **£2.70**
- ★ DJ Electronic Jingle Machines reduced to **£95** with 16 Jingles - **SNIP!**

## CABINET & KIT FITTINGS

- ★ ICI 'Hide' Vynide 50" wide **£4.75/m**
- ★ Kick Proof Grille 50" wide **£4.75/m**
- ★ ICI 'Vox' Vynide 50" wide **£4.75/m**
- ★ Aluminium Cabinet Trim **35p/St.**
- ★ Blue or Black insert for Ali Trim **7p/St.**
- ★ Plastic corners **20p**
- ★ Strap handle **70p**
- ★ IEC mains lead **£1.20**
- ★ Heavy duty foot **20p**
- ★ Metal corners **30p**
- ★ Hi/duty strap **£1.75**
- ★ IEC chassis plug **50p**
- ★ L.S. cable **20p/m**
- ★ Recess plates **20p**
- ★ Mono jack plug **30p**
- ★ Ventilation grille **60p**
- ★ 6 way cable **75p/m**
- ★ Pocket handle **50p**
- ★ Stereo jack plug **45p**
- ★ Mono/stereo jack skt **45p**
- ★ Screened lead **20p/m**

## CREDIT TERMS AVAILABLE ON ORDERS OVER £100

20% deposit - Ring Sue on (01) 689 7826 and ask for a written quotation.  
12-24 months to pay - typical APR 36%

or  
**INTEREST FREE OVER 3 MONTHS**  
(Discount vouchers invalid on interest free deals)

## AMPLIFIER KITS

Well proven kits for a range of quality amplifier modules from 30W-240W.

- ★ Full short/open circuit proof
- ★ 4 or 8 ohm operation
- ★ High sensitivity - 240mV (-10dB)
- ★ 20Hz-30kHz response
- ★ Complete with heatsink and sockets
- ★ Match most mixer/preamps inc. our own make

POWER SUPPLY KITS INCLUDE impregnated mains transformer - mains fuse - smoothing etc

## BEAT THESE PRICES!!

- 240W AK1** **£19.75** carr. 90p
- POWER SUPPLY PK1 **£14** carr. £1.50
- 120W AK2** **£12.75** carr. 70p
- POWER SUPPLY PK2 **£9.90** carr. £1
- 60W AK3** **£7.90** carr. 70p
- POWER SUPPLY PK3 **£6.90** carr. 90p

VISIT OUR SHOWROOMS AT CROYDON & SEE OUR WIDE RANGE OF EQUIPMENT.

ONLY £1 GETS YOU OUR LATEST CATALOGUE OVER 250 LINES PLUS £30 WORTH DISCOUNT VOUCHERS

SAXON ENTERTAINMENTS (Dept PE)

327/333 Whitehorse Road,  
Croydon, Surrey CR0 2HS.  
Mon-Sat 9am-5pm  
(LICENSED CREDIT BROKERS)

MAIL ORDER (01) 684 8007  
CREDIT LINE (01) 689 7826  
Send cheques or crossed PO's or ring (01) 684 8007  
or for COD, ACCESS or BARCLAYCARD  
We deliver anywhere UK/N. IRELAND/W. EUROPE

ALL  
PRICES  
INC.  
VAT



# Semiconductor Curve Tracer

D. MANDELZWEIG

THE Transistor Curve Tracer was designed as an add-on unit for a dual-trace oscilloscope. N.p.n. and p.n.p. transistor I.c. versus Vce (as a function of Ib) are displayed, as well as diode and Zener diode curves. Iceo and Iceo Reverse can also be displayed as a function of Vceo. See full specification opposite. The prototype, using readily available components, costs approximately £30 to build, and when compared to a commercially available curve tracer, costing about 22 times that price, was found to be within 3% accurate, which is the basic accuracy of smaller dual trace oscilloscopes.

## BASIC OPERATION

Refer to Fig 1. A ramp voltage is applied to the collector of the transistor to be tested, via a current sensing resistor Rc. The voltage across the transistor (Vce) is sensed via the X channel of the oscilloscope. A stepped current from a current source is applied to the base and the voltage across the transistor is ramped once for every current value. The actual current flowing in the transistor, Ic, is sensed as a voltage across Rc by the Y channel of the scope. Thus Ic is displayed as a function of Vce for different base currents. Iceo is displayed similarly, with a different value of Rc and with the base drive disconnected. The Diode curves are also similarly displayed, except that a bipolar signal is applied, so that If and Ir or Zener diode curves can be displayed.

## BLOCK DIAGRAM

A block diagram is shown in Fig 2. This diagram shows the sub-sections of the unit, and the main components used in the sub-sections. With the aid of this diagram, and the circuit diagram, Fig 3, the circuit description can easily be followed.

## CIRCUIT DESCRIPTION

The circuit functions as follows: IC9 and IC10 form the clock running at approximately 1kHz and a ramp generator respectively. CMOS 555 timers are used to reduce switching transients, which otherwise appear on the scope trace. These i.c.s have their own 12V supply, which was found necessary to prevent the transients affecting the trace. IC7a and TR7 buffer the ramp, and form a power amplifier for the ramp waveform. VR1 must be adjusted for maximum ramp and minimum space between ramps without affecting the ramp. VR2 must be adjusted for a peak of 12.5V at the emitter of TR7. This positive going ramp is split into 3 paths. One goes to relay contact 2 for use on n.p.n. transistors. The second path is to IC7b which inverts the waveform and feeds it to IC8a and TR8. These form a power amplifier for the inverted ramp to drive p.n.p. transistors via relay contact 2. VR3 must be adjusted for a negative peak of -12.5V at TR8 emitter. The third path goes to IC8b which is a level shifter/amplifier. The resultant waveform is used to test diodes. VR4 must be adjusted so that the 25V base-to-peak ramp waveform is centred about 0V.

Fig. 1. As shown, scope Y channel measures Vcc + Vrc. Y channel should measure Vrc to get Ic. Thus, IC6b has been included in the circuit to subtract Vce from Vs to give a true Vrc. Therefore,  $I_c = V_{(Y\text{ CHANNEL})}/R_c$

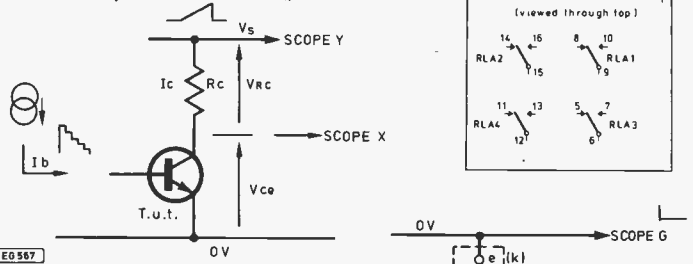
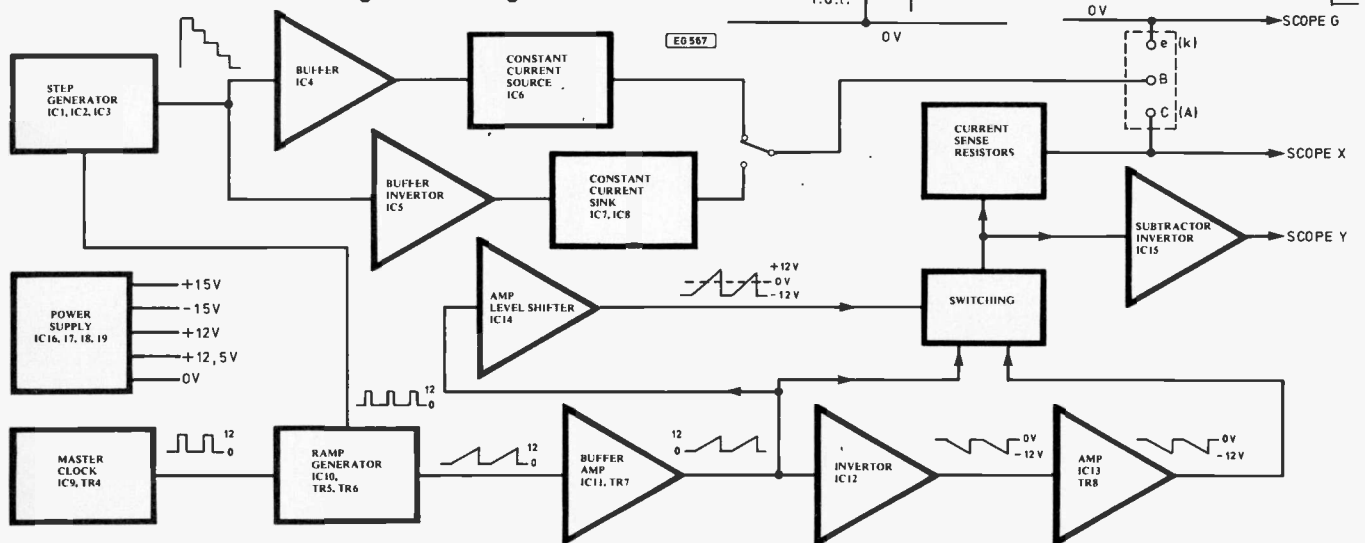
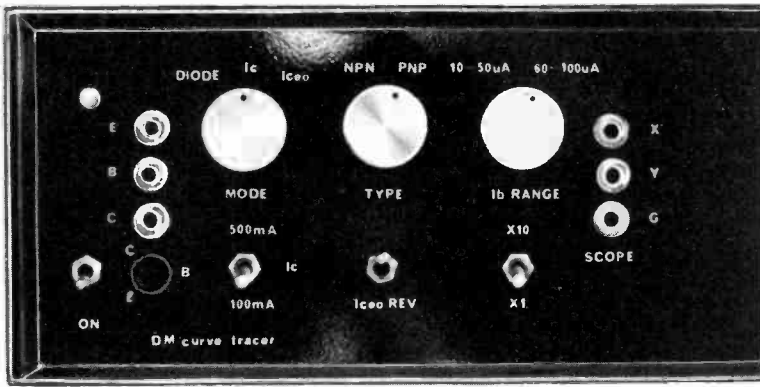


Fig. 2. Block diagram



E0566





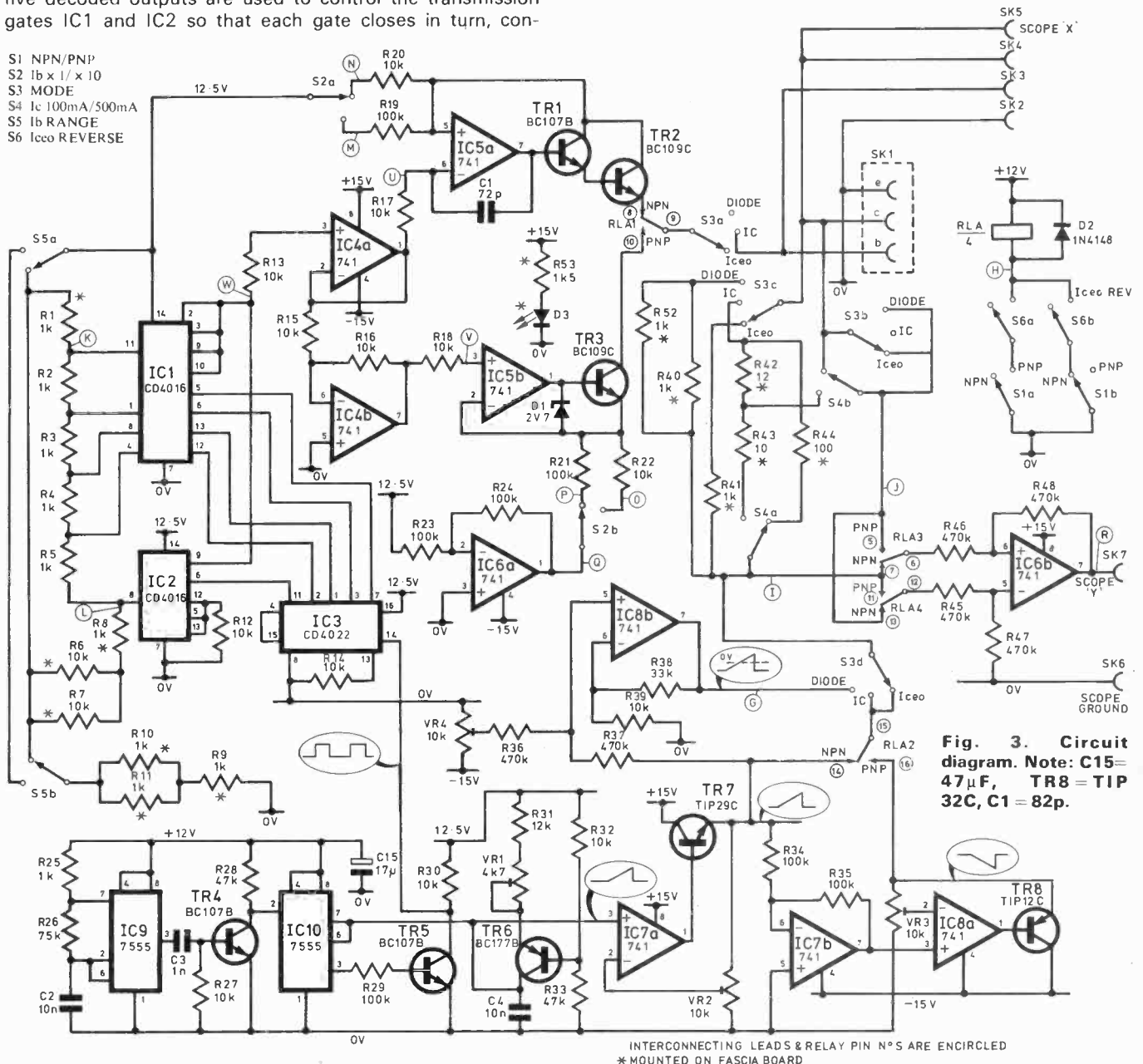
## SPECIFICATION

Modes:	n.p.n. and p.n.p. transistor $I_c$ versus $V_{ce}$ curves. $I_{ceo}$ and $I_{cbo}$ Reverse for n.p.n. and p.n.p.
Transistor base currents:	4 ranges of 5 constant values each.
$I_c$ current limit:	100mA and 500mA selectable.
Max. $V_{ce}$ :	12V
Diode current limit:	24mA
Largest Zener diode that can be tested:	8V2

The output of IC10 (pin 3) is inverted by TR5, and the positive going pulses are used to clock IC3, which is a divide-by-eight counter divider. The Q5 output (pin 4) is used to reset the counter, so that it only counts to five. These five decoded outputs are used to control the transmission gates IC1 and IC2 so that each gate closes in turn, con-

tinually repeating the process. R1 to R11 and S5 form a precision divider chain, allowing voltage steps of 1V between 7.5V and 11.5V (with S5 in the position shown) and between 2.5V and 6.5V (with S5 in the other position) to be

- S1 NPN/PNP
- S2  $I_b \times 1 / \times 10$
- S3 MODE
- S4  $I_c$  100mA/500mA
- S5  $I_b$  RANGE
- S6  $I_{ceo}$  REVERSE



**Fig. 3. Circuit diagram.** Note: C15 = 47  $\mu$ F, TR8 = TIP 32C, C1 = 82p.

INTERCONNECTING LEADS & RELAY PIN N°S ARE ENCIRCLED  
\* MOUNTED ON FASCIA BOARD

EG 553

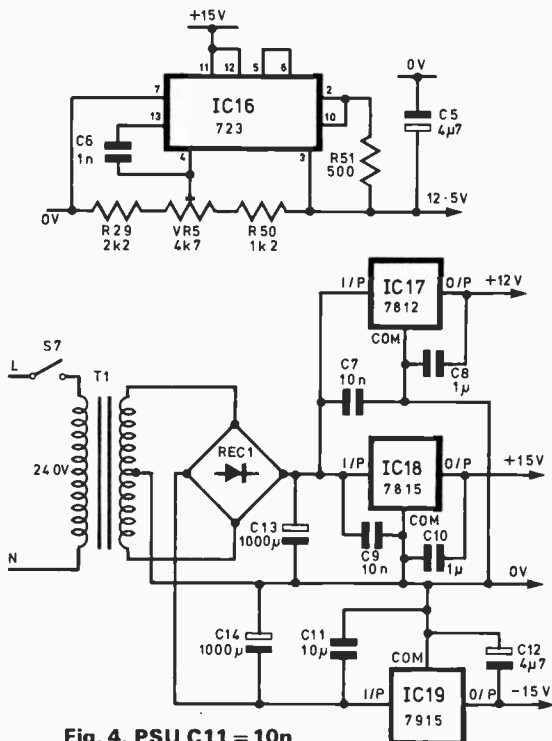


Fig. 4. PSU C11 = 10n

applied to the respective transmission gate inputs. The output of the gates are summed together, and the result of the sequentially closing gates (controlled by IC3) is a precise stepped waveform either 7.5V to 11.5V in 1 volt steps or 2.5V to 6.5V depending on S5. S5 is the base current range switch. In the position shown, it selects the 10µA to 50µA range (in steps of 10µA) and in the other position it selects 60µA to 100µA (also in steps of 10µA).

This stepped waveform is buffered by IC4a to avoid loading of the divider chain, and is fed to IC4b and IC5a. IC4b inverts the waveform and feeds it to IC5b. IC5a and IC5b with their associated components form a precision programmable constant current source and constant current sink respectively. The output currents are dependant on the input voltage and the values of R19/R20 and R21/R22. Here S2 is used to select one of two resistors in the current source and sink respectively, and is used as a base current

multiplier. In the position shown, the base current range is as mentioned above, and in the alternate position, the range is multiplied by 10, i.e. 100µA—500µA and 600µA—1mA, again depending on S5. The resultant stepped constant currents are chosen by relay contact 1 (the source for n.p.n. transistor, and the sink for a p.n.p. transistor) and is fed via S3a to the base of the transistor under test (TUT).

The power supply looks more complicated than may be thought necessary, but as mentioned above, it is not so. Three 3-terminal voltage regulators supply voltages as shown, and a 723 voltage regulator, adjusted via VR5 to a precise 12.5V, supplies current to the current source/sink and their associated components.


**CONSTRUCTION**

Although other methods of construction may be used, it is strongly advised that the unit is constructed using the p.c.b. layouts presented here. This will ease construction and make for a neater finish.


P.c.b. mounting switches may be obtained for all switches except S7, due to the different lengths of the switches, however, the following method of construction is adopted.

First solder a 3cm length of tinned copper wire to each tag of each switch except S7. Once this has been done, the case front panel must be drilled out as shown in Fig. 11. Fit the switches temporarily to the panel, and then fit the wire leads into the corresponding holes in the front panel p.c.b. Align the p.c.b. as close to the switches as possible, remembering to leave room for direct connections to S7, and for the Banana sockets. With the p.c.b. in this position, solder all the wires to the p.c.b. The p.c.b. and switch assembly can then be removed, and construction of the p.c.b. can be completed, leaving i.e.d. D3 and the connections for the Banana sockets and transistor socket for later.

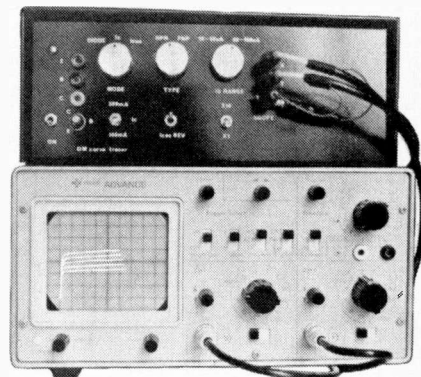
The PSU can be constructed next, and when completed, can be checked for correct operation. Before connecting a.c. to the board, check that all the capacitors are in the correct way round. If all is well, set VR5 for 12.5V on pin 3 of IC16, remove power, and continue construction of the main circuit. As usual start with the passive components and links, then solder in the transistors, and finally the i.c.'s. The prototype use i.c. sockets, and this practise is strongly recommended. Be careful when handling the CMOS i.c.'s as they are easily damaged. Finally fit the relay into its socket, and check the board carefully for solder splashes, and for correct orientation of the i.c.'s transistors, diodes and C15.



**NPN transistor:** At four horizontal positions, we have  $4 \times 2V = 8V$ . Second curve, i.e.  $I_b = 20\mu A$ , we have 1.7 vertical divisions, at 0.2V per div. which gives 0.34V. Therefore,  $I_c = 0.34/R_{44} = 0.34/100 = 3.4mA$ . Therefore  $h_{fe} = 3.4mA/20\mu A = 170$ .



**4V7 Zener diode.** Forward voltage =  $0.6 \times 1 = 600mV$  (at point when current begins flowing). Reverse breakdown: 4V at initially, 5V at a reverse current of 1.4 div.  $\times 5V/div.$  over  $500\Omega = 14mA$ .



**NPN transistor.** 60µA to 100µA base current range.

Using stranded hook-up wire, preferably of different colours to aid checking, connect up the main p.c.b. and the front panel p.c.b., and solder lengths of wire to the boards for later connection to the PSU board. Leave enough wire between the main p.c.b. and the front panel p.c.b. to allow easy access to the main p.c.b. without having to remove the front panel p.c.b. at a later stage, if this becomes necessary.

### SETTING UP AND CHECKING OUT

Once construction is completed, and the p.c.b. and wiring has been carefully checked, the unit can be set up and functionally checked. An oscilloscope and a meter will be required. First turn all the presets to mid-position, and switch S1 to n.p.n. S2 to 1b x1, S3 to 1c, S4 to 100mA and S5 to 10-50uA. Turn on the power, and check the outputs of IC18

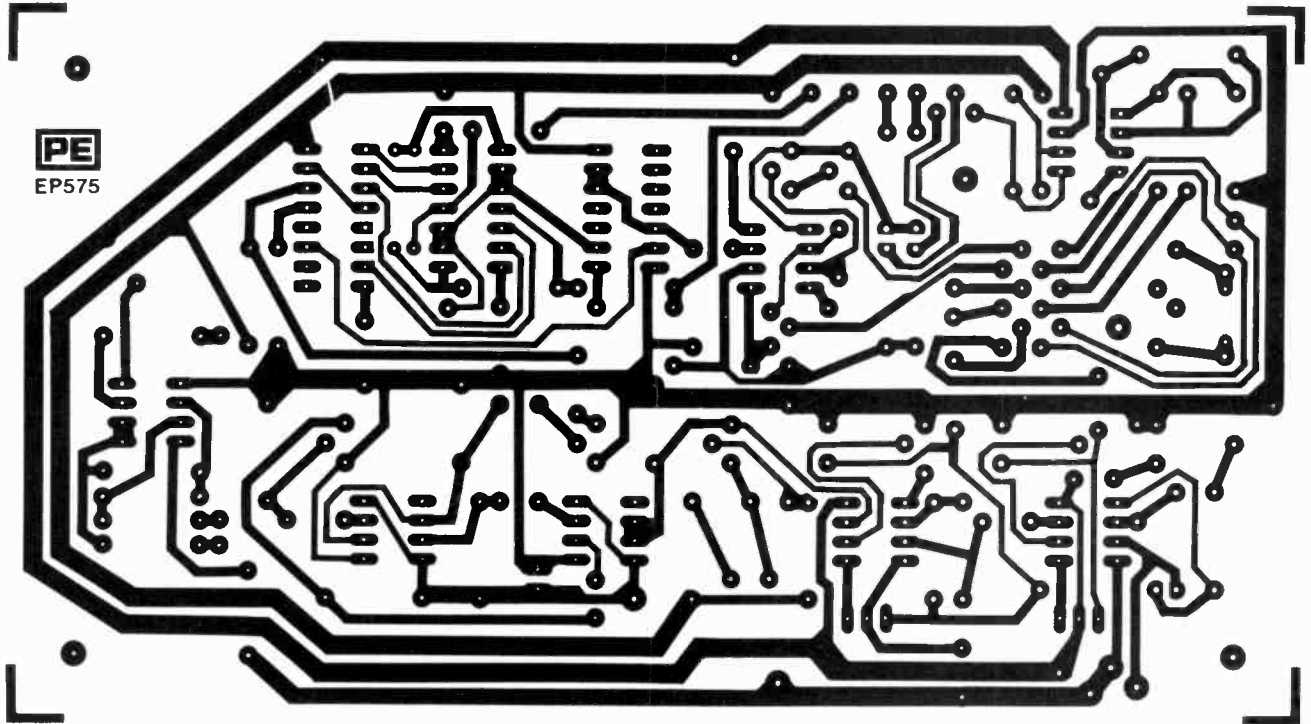
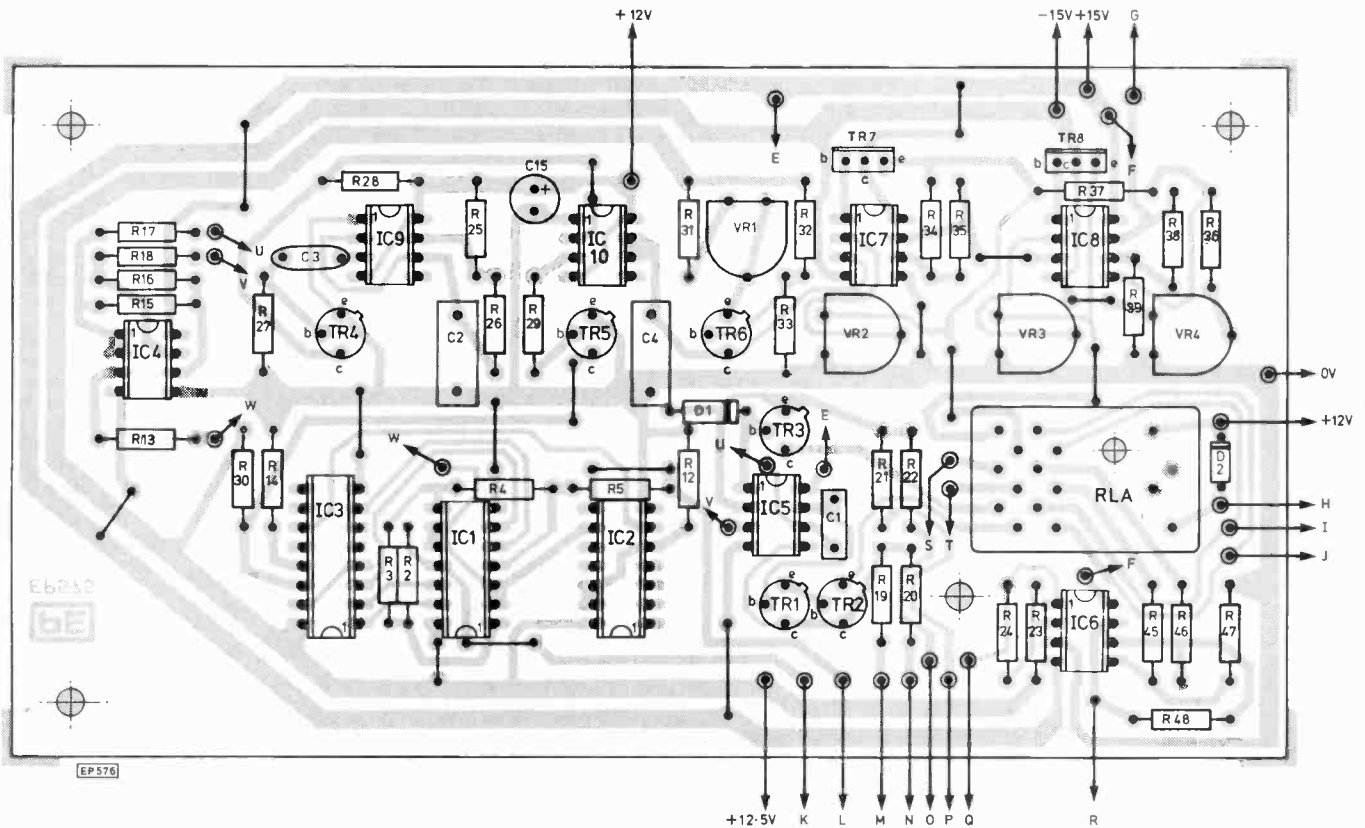


Fig 5. Main p.c.b. layout



and IC19. The voltage should be +15 and -15 volts respectively. Now adjust VR5 so that the voltage at pin 3 of IC16 is +12.5V exactly. Check that the voltage at the output of IC17 is +12V. With the oscilloscope connected to pin 7 of IC10 adjust VR1 so that the ramp part of the waveform is a maximum, without the point becoming flattened. Turning VR1 too far will indicate the above condition. Now adjust

VR2 so that the base-to-peak value of the ramp measured at the emitter of TR7 is +12V. Adjust VR3 for a negative ramp of -12V at the emitter of TR8. Adjust VR4 so that a ramp waveform with a base-to-peak value of about 25V appears at pin 6 of IC8b, centred at 0V. Check that a stepped waveform is available at pin 3 of IC1. Finally, if S6 is depressed, the relay contacts should pick up.

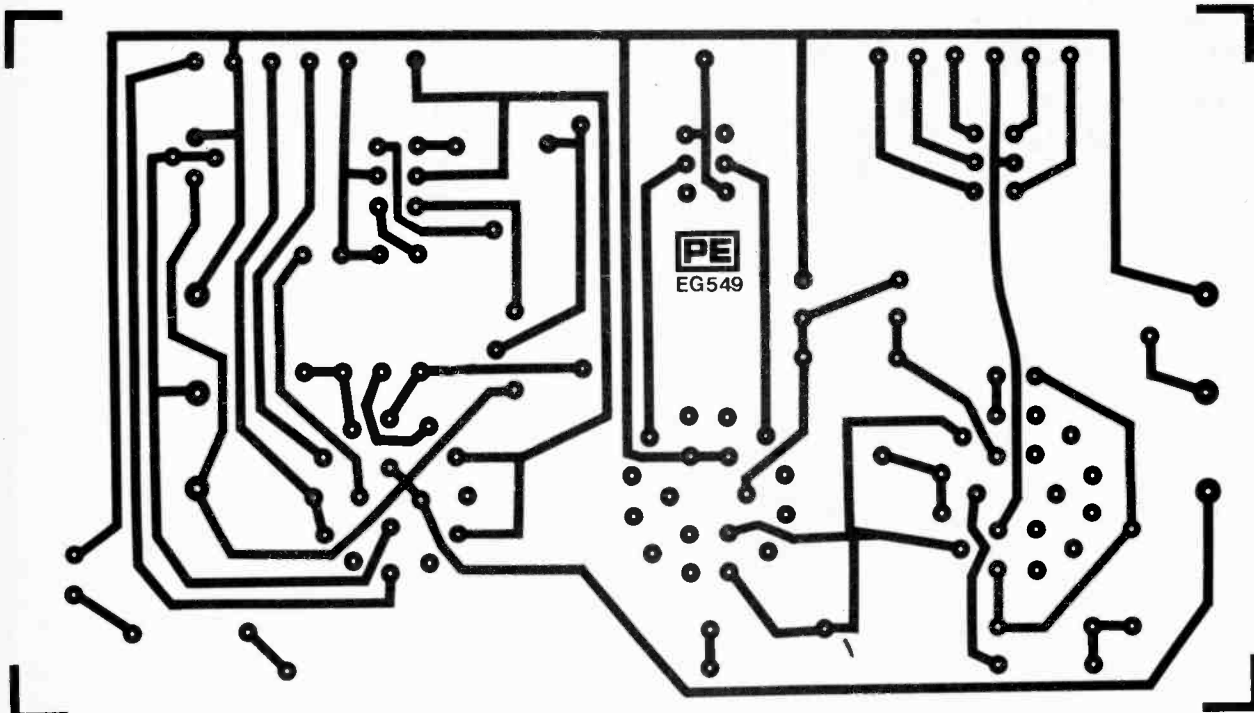


Fig. 7. Fascia p.c.b. layout

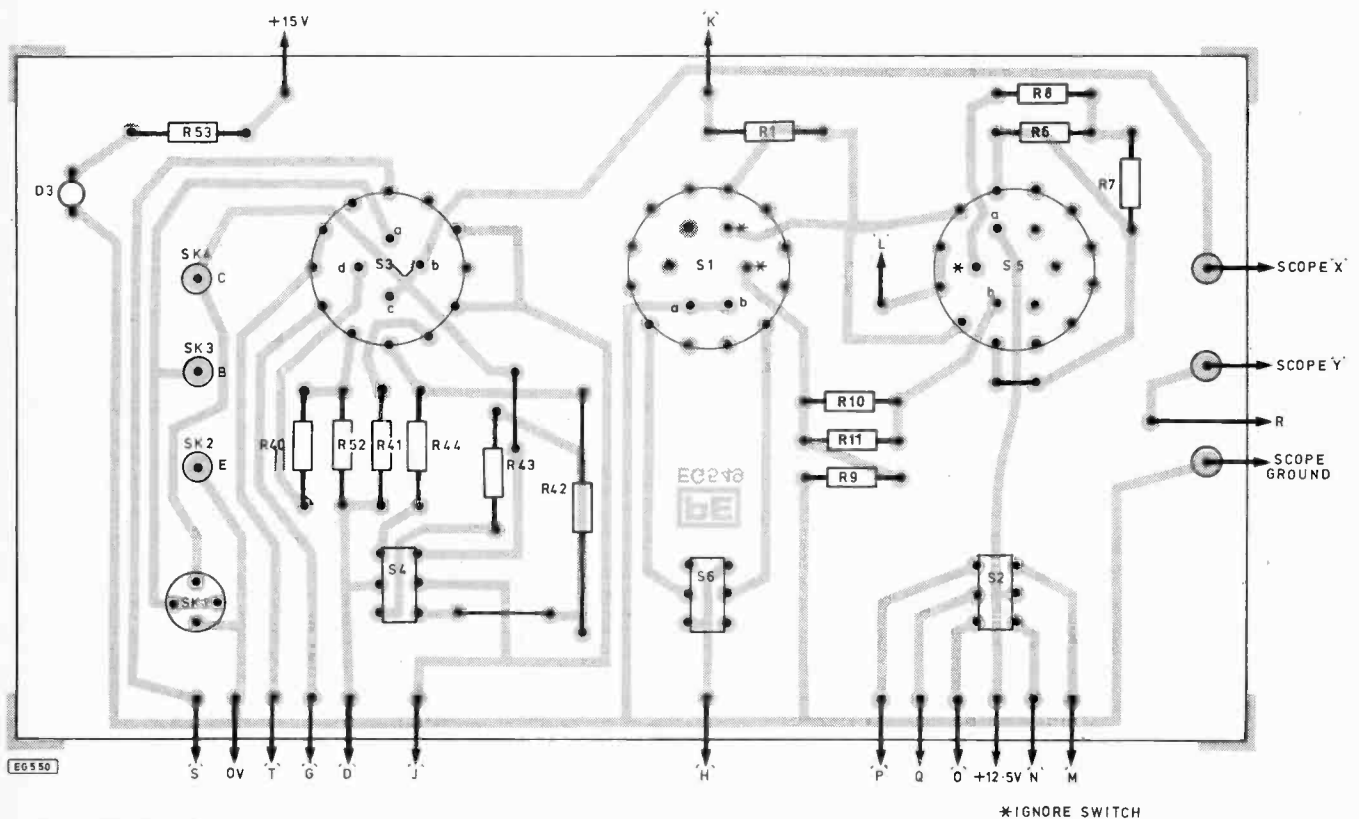


Fig. 8. Fascia p.c.b. component overlay



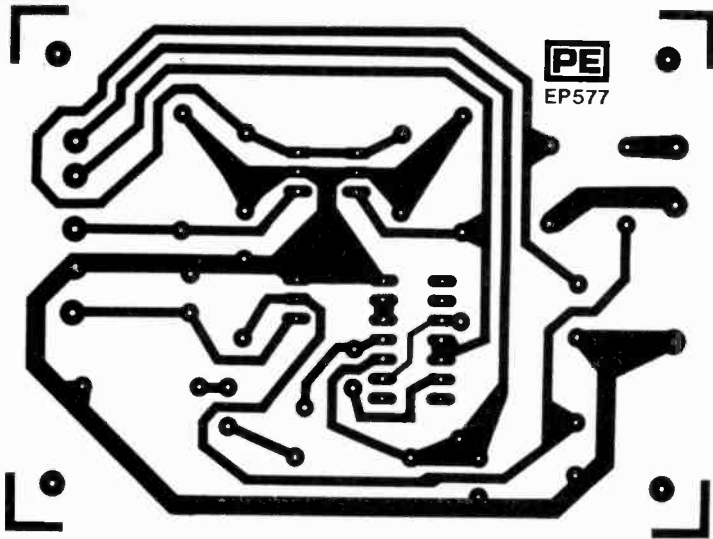
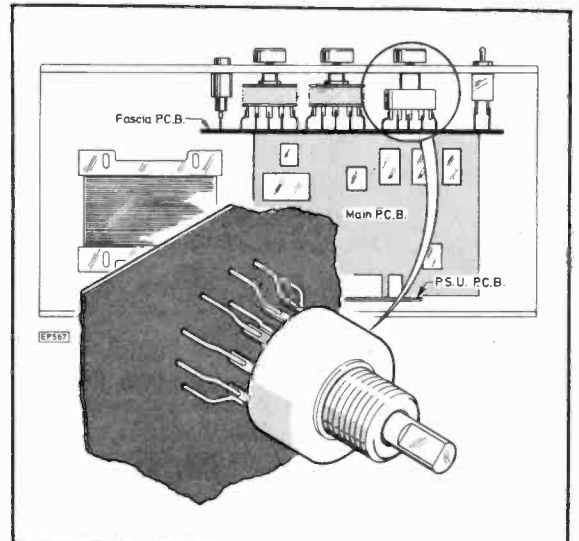


Fig. 9. PSU p.c.b. layout



The fascia p.c.b. obviates the need for tricky front panel wiring. Solder lengths of tinned copper wire to each tag of the front panel switches, then insert these switches into the p.c.b. and solder. The fascia p.c.b. is fastened solely by these connections. It is worth noting that insertion of the rotary switches into this board will be made easier if wires to the less accessible centre pins are left longer.

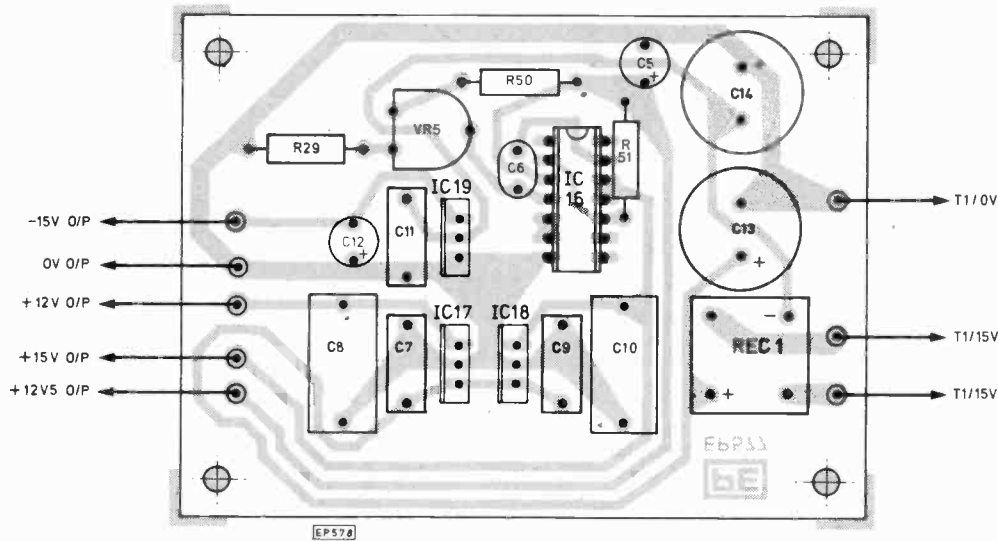


Fig. 10. PSU component overlay

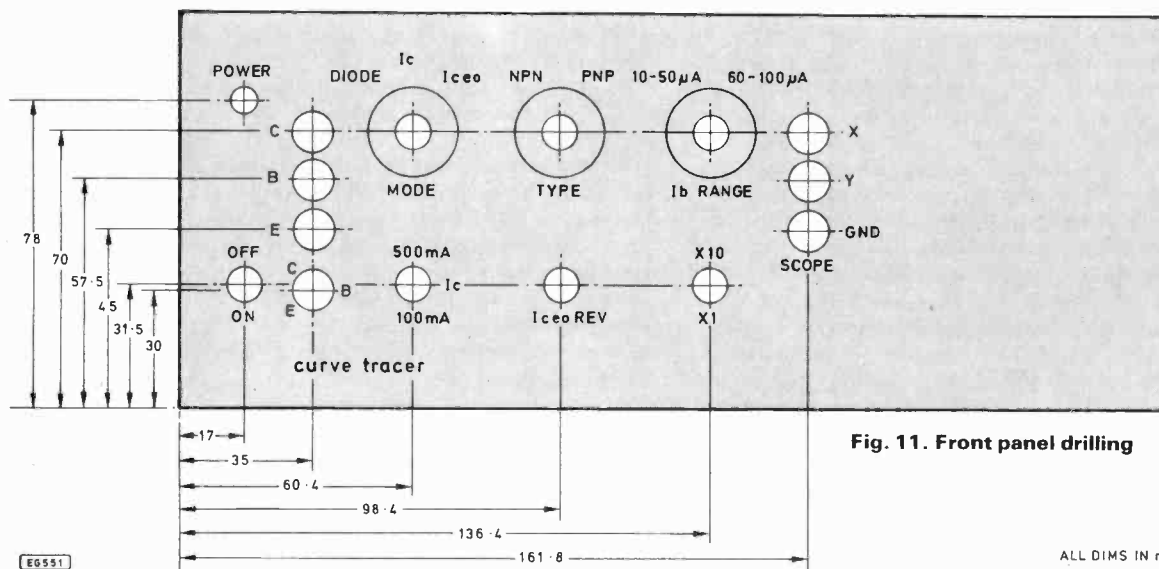


Fig. 11. Front panel drilling

ALL DIMS IN mm

# COMPONENTS . . .

## Resistors

R1-R5, R8-R11, R40, R41, R52	1k $\frac{1}{4}$ W 2% (12 off)
R25	1k $\frac{1}{4}$ W 5%
R6, R7, R15, R16, R20, R22, R39	10k $\frac{1}{4}$ W 2% (7 off)
R12, R13, R14, R17, R18, R27, R30, R32	10k $\frac{1}{4}$ W 5% (8 off)
R19, R21, R23, R24, R34, R35	100k $\frac{1}{4}$ W 2% (6 off)
R29	100k $\frac{1}{4}$ W 5%
R26	75k $\frac{1}{4}$ W 5%
R28, R33	47k $\frac{1}{4}$ W 5% (2 off)
R31	12k $\frac{1}{4}$ W 5%
R36, R37, R45, R46, R47, R48	470k $\frac{1}{4}$ W 2% (6 off)
R38	33k $\frac{1}{4}$ W 2%
R42	12 2W 5%
R43	10 $\frac{1}{2}$ W 2%
R44	100 $\frac{1}{4}$ W 2%
R49	2k2 $\frac{1}{4}$ W 2%
R50	1k2 $\frac{1}{4}$ W 5%
R51	560m $\frac{1}{4}$ W 5%
VR1, VR5	4k7 min. horiz. preset (2 off)
VR2, VR3, VR4	10k min. horiz. preset (3 off)
R53	1k5 $\frac{1}{2}$ W 5%

## Capacitors

C1	82p
C2, C4, C7, C9, C11	10n (4 off)
C3, C6	1n (2 off)
C5, C12	4 $\mu$ 7 tant. 25V (2 off)
C8, C10	1 $\mu$ (Siemens) (2 off)
C13, C14	1000 $\mu$ /25V (2 off)

## Transistors

TR1, TR4, TR5	BC107B (3 off)
TR2, TR3	BC109C (2 off)
TR6	BC177B
TR7	TIP29C
TR8	TIP32C

## Diodes

D1	2V7 Zener
D2	IN4148
REC1	2A 200V stack
D3	Red I.e.d.

## Ic's

IC1, IC2	CD4016 CMOS quad switch (2 off)
IC3	CD4022 CMOS counter
IC4-IC8	$\mu$ A 1458 DUAL 741's (5 off)
IC9, IC10	7555 CMOS timers (2 off)
IC16	$\mu$ A 723 voltage regulator
IC17	$\mu$ A 78M12UC +12V 500mA
IC18	$\mu$ A 7815UC +15V 1A
IC19	$\mu$ A 7915UC -15V 1A

## Switches

S2, S4	DPDT (2 off)
S3	4P3W rotary
S6	DPDT biased
S7	SPDT
S1, S5	6P2W (2 off)

## Relay

12V coil resistance	1k, 4 C/O contacts +base
---------------------	--------------------------

## Transformer

15-0-15V	1 amp secondary
----------	-----------------

### PLEASE NOTE

If difficulty is experienced in making the system operate reliably, it may be necessary to alter the Main p.c.b. so that R30-R32 are powered from +12V and not +12.5V. Link IC10 pin 8 across to top of R31 on p.c.b. and cut the main 12.5V track between top of R30 and IC3 pin 16, i.e. break just to left of IC3.

Also note that a link is required on Fascia p.c.b. to join the bottom end of R40 to bottom end of R52. S2a in Fig. 3 is shown at rest in wrong position, i.e. should point to R19.

### BASE CURRENT VALUES

SWITCH POSITIONS	NO. OF STEPS	RANGE	STEP SIZE
S1 10-50 $\mu$ A, S2 x 1	5	10-50 $\mu$ A	10 $\mu$ A
S1 60-100 $\mu$ A, S2 x 1	5	60-100 $\mu$ A	10 $\mu$ A
S1 10-50 $\mu$ A, S2 x 10	5	100-500 $\mu$ A	100 $\mu$ A
S1 60-100 $\mu$ A, S2 x 10	5	600 $\mu$ A-1mA	100 $\mu$ A

### USING THE UNIT

Connect the unit to an oscilloscope, set to X-Y mode. Connect the component to be tested via the socket or flying leads. Set the mode switch to the desired mode. If testing transistors, select the type, base current range, and the maximum allowable collector current for the type of transistor in use. Remember that  $I_c = h_{fe} \times I_b$ , so that the settings of switches S2 and S4 will be dependent on the transistor type. If the transistor data is completely unknown, always start with the lowest values of  $I_b$  and S4 set to 100mA. Adjust the X and Y inputs of the scope to give a suitable trace.

Label the front panel with Letraset as shown in the photographs (note that the collector and emitter 'C' and 'E' markings on the prototypes are incorrect for the Banana sockets—they have been swapped around. From the top it should read CBE). Fit S7, the I.e.d. D3, and the Banana sockets to the case. Glue the transistor socket to the case with an epoxy glue. Now fit the p.c.b. switch assembly into the case; tighten the switch retaining nuts, and bolt the main p.c.b. to the base of the case using spacers. Use tinned copper wire to connect the sockets and the I.e.d. to the p.c.b. Mount the transformer, the p.s.u. p.c.b. and complete all interconnections. Once the complete unit has been carefully

checked for wiring errors, a functional check and setting up can be carried out.

When testing a transistor for  $h_{fe}$  (mode switch in Ic position), 5 curves will be displayed. These correspond to set values of  $I_b$ , depending on the position of S2 and S5. Table 1 gives the possible combinations. The only thing that must be remembered is the values of R43 and R44 depending on the position of S4. Thus, to calculate the gain of a transistor at any  $V_{ce}$  with a set of base current, divide the Y voltage reading by the value of the resistor selected, and then divide by  $I_b$ . The diode currents and transistor leakage currents are found similarly by dividing the Y voltage reading on the scope by the selected resistor (500 $\Omega$  for DIODES and 1k for leakage currents,  $I_{ceo}$ ).

The accuracy of the unit is dependent on the resistors marked as 2 per cent in the parts list. Ideally 1 per cent resistors should be used, but these seem hard to come by. A way to get round this is to buy a few more 2 per cent resistors than that required and then select by measurement those that have the closest value to the required value. R1 to R11, R19 to R22 are of particular importance, and it is also important that R45=R46=R47=R48 as close as possible. ★

# SPECIAL OFFER DPM



# £19.95

**INCLUDING  
V.A.T. POSTAGE  
AND PACKING**

OUR free case has been designed to accept this special offer LE DPM 200 digital panel meter. By using this meter a wide range of accurate instruments can be constructed with the addition of only a few external components. The custom designed i.c.d. consumes only microwatts of power making it ideal for use in portable equipment.

Our offer price including VAT and postage etc., saves £3 on the normal 1 off price from Lascar.

## SPECIFICATION

<b>Input impedance:</b>	>100M
<b>Full scale reading:</b>	199.9mV
<b>Accuracy:</b>	0.05% of reading $\pm 1$ digit
<b>Power supply:</b>	5-15V d.c.
<b>Power consumption:</b>	50 $\mu$ A (in low power mode), typically 8,000 hours PP3 life
<b>Sample rate:</b>	3 readings per sec.
<b>Auto-zero:</b>	No necessity to adjust for offsets
<b>Auto-polarity:</b>	Automatic polarity indication eliminates the need to reverse input leads to obtain correct reading.
<b>Over-range warning:</b>	1 in leading digit with other digits suppressed
<b>Bandgap reference</b> (50ppm/ $^{\circ}$ C typ.)	incorporated for excellent stability of reading
<b>Digit height:</b>	15mm (0.6") can be read at distances up to 10 metres
<b>Low battery warning:</b>	direct display, voltage threshold easily adjusted
<b>Operating temperature:</b>	0 $^{\circ}$ C to 50 $^{\circ}$ C
<b>Overall dimensions:</b>	72x36x12mm
<b>Panel cut-out:</b>	68x33mm
<b>Display annunciators:</b>	many useful legends are built into the custom i.c.d. which may be activated as required

**To: Lascar Electronics Ltd., Unit 1, Thomasin Rd., Burnt Mills, Basildon, Essex SS13 1LH. Tel. 0268 727383**

Complete both parts of the coupon in BLOCK CAPITALS

Please send me..... LE DPM 200(s) at £19.95 each inclusive

I enclose P.O./Cheque No ..... Value .....

Make cheques payable to Lascar Electronics Ltd.

Name .....

Address .....

.....

.....

Please allow 21 days for delivery

**OFFER CLOSERS FRIDAY 28th AUGUST 1981**

Name .....

Address .....

.....

.....

From: Lascar Electronics Ltd., Unit 1, Thomasin Rd., Burnt Mills, Basildon, Essex SS13 1LH. Tel. 0268 727383

# Positive Impedance Converters

A.B. BRADSHAW

MANY electronic experimenters are deterred from embarking on work involving the winding of low frequency inductors by the cost of pot cores and the obvious chore of winding many turns. This is a pity as a large area of interesting activity is denied them.

With the circuits about to be described this may now be remedied. Low pass, high pass, band pass and equaliser filters can be constructed using the positive impedance converter (PIC) to simulate the inductors (Fig. 1).

The upper frequency of this useful circuit is governed by the response of the op amps used, but the 741 will take care of the a.f. range.

The signal to noise ratio of the simulated inductance may not be as good as a wound component, but in the majority of applications this is not important, and could in any case be preceded by a low noise preamp for low noise filter applications.

The PIC is realised physically using two separate 8 pin d.i.l. 741 op amps, three resistors, one capacitor, a setting resistor ( $R_0$ ). Using a balanced supply to the op amps  $\pm 12V$ , the setting resistor  $R_0$  can be referenced to ground, in later arrangements an unbalanced configuration can be used. (See Fig. 2.)

It will be observed that 'looking into' port 1 an inductance is seen, the value of inductance we require is obtained by selecting the appropriate value for  $R_0$  the setting resistor. Q values of 300 are obtainable with this arrangement.

Here  $L=KR_0$  where K is called the conversion factor and

$$K = \frac{C R_1 R_3}{R_2}$$

With perfect op amps this would give

$$K = \frac{0.01 \times 10^{-6} \times 270 \times 10 \times 10^3}{5.6 \times 10^3} = 4.82 \times 10^{-6}$$

But due to imperfect op amps and worst case component tolerances, there is usually an error which can be determined by a test set-up.

## SETTING UP A PIC

Wire up the circuit on a small piece of Veroboard. Use a stable a.f. generator with an accurate dial, or use a frequency counter on its output. An output indicator having a high impedance input, or an oscilloscope with a 10X probe will be needed. Connect up as in Fig. 3. The resistors  $R_A$   $R_B$  are to load down the output impedance of the generator (this is in series with  $C_0$  and L). Let  $R_B=100$  and  $R_A=1k$ .

For a first run set  $C_0$  to be 10n, use two 5,000p silver mica 1% capacitors in parallel. Set the generator to 1kHz accurately, and turn its output level to maximum. Use a variable resistor of 500k for  $R_0$ . Connect up the high impedance monitor or scope. Vary the potentiometer until a very sharp peak is obtained on the scope. The inductance of the PIC is now at series resonance with  $C_0$ . Its inductance can be calculated from the expression:

$$\omega^2 = \frac{1}{LC_0} \quad \omega = 2\pi f$$

In the example  $f=1kHz$   $C_0=0.01\mu F$  giving

$$L = \frac{1}{0.01 \times 10^{-6} \times 4\pi^2 \times 10^6} = \frac{10^2}{4\pi^2} = 2.533 \text{ henries}$$

The next step is accurately to measure the set value of  $R_0$ .

A technique when setting up is to decrease the value of  $R_0$  below resonance and replace the potentiometer with a fixed value, say 10% lower, and use a lower value of pot (perhaps 20k); if this procedure is continued then the circuit can be brought to resonance and  $R_0$  will be known with good accuracy.

Having found the value of  $R_0$ , the conversion factor can now be determined from:

$$L = KR_0 \text{ so that } K = \frac{L}{R_0}$$

Having now wired up the PIC circuit and arranged the test set-up, the value of K is calculated, we can now write:

$$L = KR_0$$

At this point it is worth while to substitute various accurately known fixed resistors for  $R_0$ . Calculate then measure the resonant frequency. This will give some practice in using the set-up arrangement.

When attempts are made to simulate inductors embedded in, say, a filter network, we have to consider three situations:

## Grounded Inductors

Note that with a  $\pm 12V$  supply with centre at ground potential, the resistor  $R_0$  is returned to ground, this is to give the op amps an input bias reference (Fig. 4).

If a single +24V rail is used with the op amps, an artificial centre point of +12V must be provided. This can be a low resistance resistive divider chain or a Zener diode +12V rail and  $R_0$  will be returned to this point with a.c. decoupling.

## Balanced Inductors

A balanced inductor is simulated as in Fig. 5. It will be observed that two PICs are needed for this one inductor, this uneconomical situation only occurs in simple filters, as will be shown in the next situation.

Here we find a snag, it is not possible in the balanced case to feed d.c. to the inductor and its simulating PICs, if the inductor is capacitively isolated. We can get around this by reconfiguring the filter as in Fig. 6.

## Combined Inductors

This last case is shown in Fig. 7.

A surprise is in store here, for L1 and L2 can be simulated with two PICs only.

L1 is simulated by PIC1 -  $R_{01}$  - PIC2

L2 is simulated by PIC2 -  $R_{02}$

In effect PIC2 is shared between L1 and L2. Balanced d.c. supplies are shown for simplicity.

For many filters, if we know the component values we now have enough information to employ PICs for the inductors.

In the test set-up individual 741 op amps were advocated



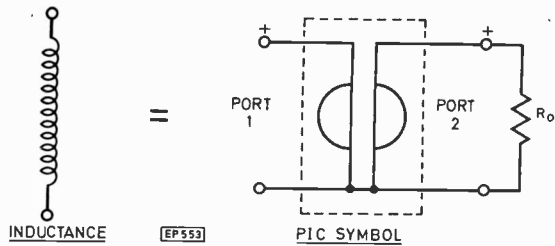


Fig. 1. PIC symbol for an inductor

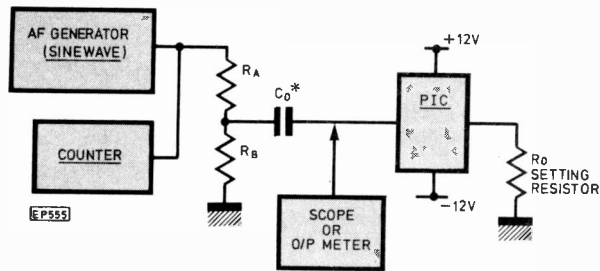


Fig. 3. Test set up for PIC

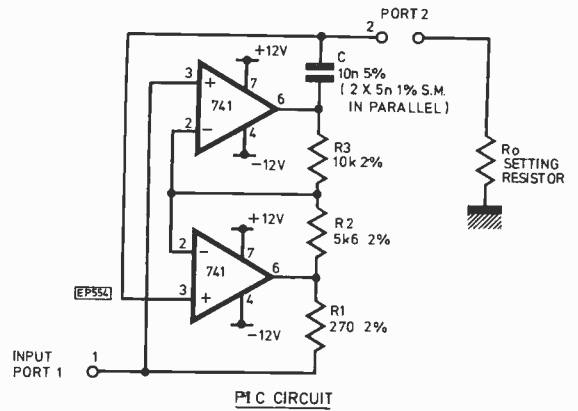


Fig. 2. Physical realisation of a PIC

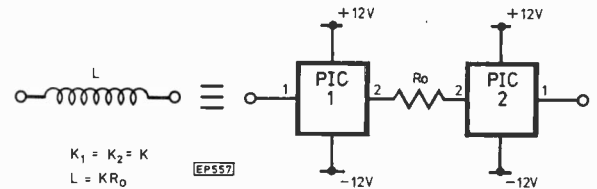


Fig. 5. (above) balanced inductor and its simulation

Fig. 4. (left) grounded inductor and its simulation

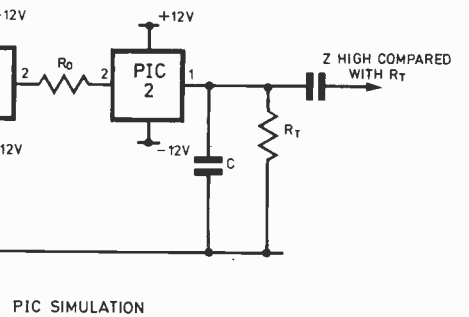
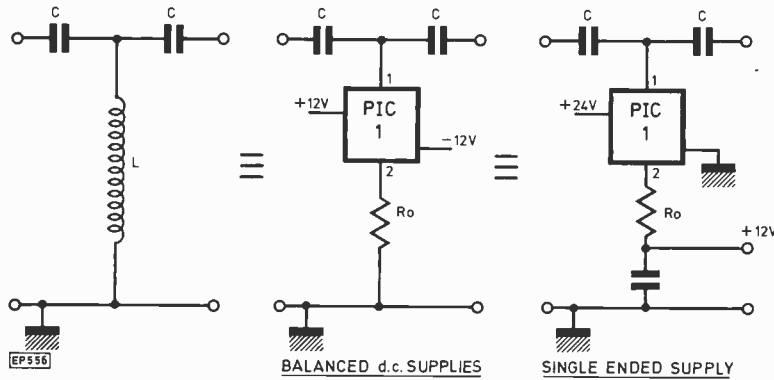
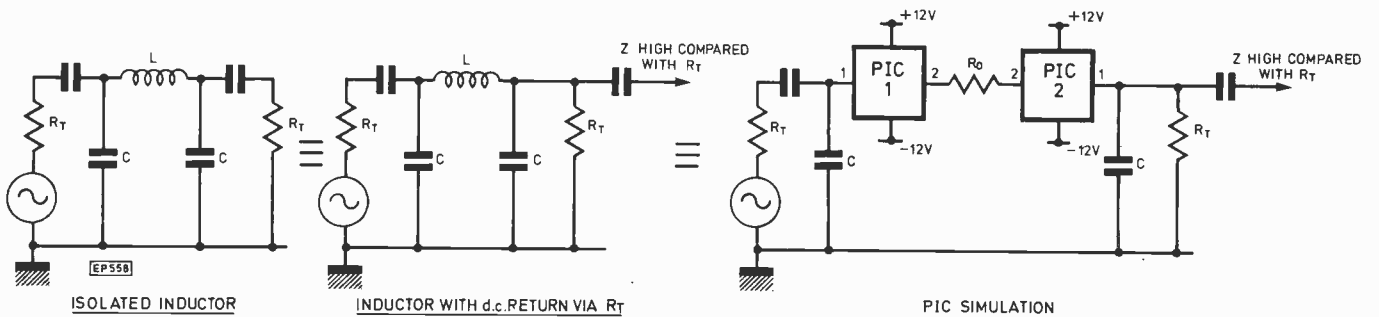
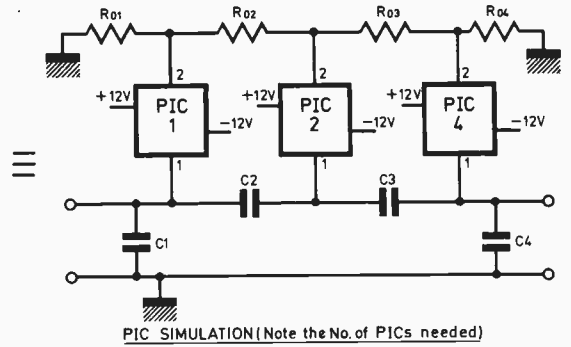
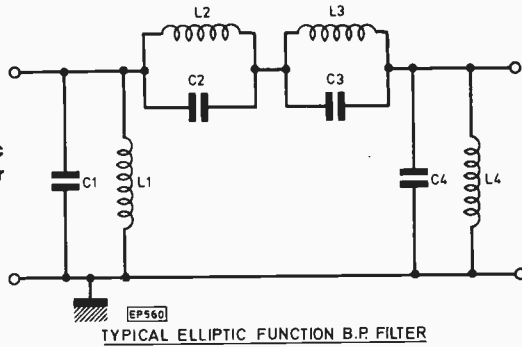


Fig. 6. (above) balanced and isolated inductor showing how to feed d.c. (via  $R_T$ ) to the simulating PIC

Fig. 7. (left) combined inductors and their simulation



**Fig. 8. Typical elliptic function bandpass filter with PIC simulation**



but if the MC1458CP1 is used with  $\pm 6$  volt supply it will give a  $K=5.0 \times 10^{-6}$  and will cut the package count by a factor of 2.

In Fig. 8 a typical elliptic function bandpass filter with its PIC equivalent is shown.

### BANDPASS DESIGN

The idea here is to define the shape of the bandpass response that is required. To do this, we need to know the bandwidth ratios.

This "shape" requirement is now compared to the data in the low pass tables, and one line of data is selected for best fit.

The selected low pass filter is called the "low pass prototype" ( $LP_p$ ). See Fig. 9 for details of bandwidth ratios. The next step is to transform this selected low pass prototype into a bandpass filter.

If we consider that the  $LP_p$  is resonated at  $\omega_0=1$  for band centre, we can choose reciprocal values for the resonating pairs of reactances. Hence reciprocal values of capacitance are added in series with the inductors. Reciprocal values of inductance are added in parallel with the capacitors.

This completes the  $LP_p$  to bandpass transformation. See Fig. 10.

If the "Q" values are correct, **the bandpass filter has the same bandwidth at any attenuation as the low pass prototype.** The middle section of this bandpass filter looks rather untidy (and inconvenient). A transformation is performed on this in Fig. 11.

The network now looks much more manageable. The final step is to transform by scaling to the operating impedance and frequency.

### THE "Q" CONDITION

Nothing has been said so far about the element "Q". When we select a LP prototype, it will meet the requirements using a definite branch "Q"; this is an important number and is known as " $Q_p$ ".

We modify the LP network by adding other elements, some in series and some in parallel to form the bandpass filter. The series elements have "Q" values which increase with frequency, the parallel elements have the reverse law, when scaled up in frequency.

To achieve the "Q" requirements in the final bandpass response, definite relationships exist between the "Q" values in the transposition stages.

$$Q_b = Q_c \times Q_p$$

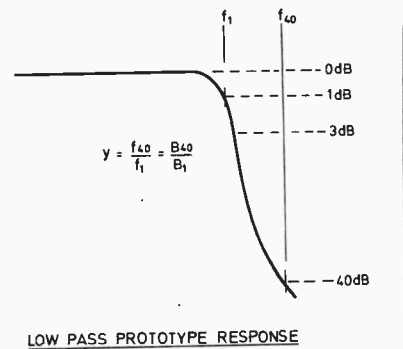
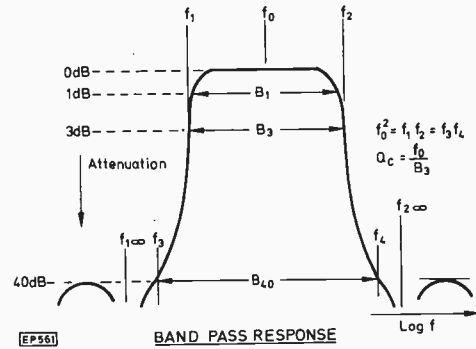
Where  $Q_p$ =prototype low pass "Q"

$Q_b$ =branch "Q" of bandpass filter

$Q_c$ "Q" of the desired bandpass response.

By using PICs and good quality capacitors, the branch "Qs" can be made high, and can thus be lowered by adding loss resistors if needed.

For medium and narrow % bandwidth designs, "Q" values



**Fig. 9. Showing relationship between bandpass and lowpass response**

larger than necessary are not often a problem, and usually sharpen up the corners.

The stopband attenuation is only slightly affected by the size of the "Q" values.

### WORKED EXAMPLE 1

Using table A4-3

The following data is read.

$$A_s = 40\text{dB}$$

$$\omega_s = 3.542$$

$$C_1 = 0.988$$

$$C_2 = 0.0570$$

$$L_2 = 1.081$$

$$C_3 = 0.988$$

$$\omega_2 = 4.027$$

This is a single section, take  $f_0$  centre frequency 1350Hz, "R" to be 220.

This network is converted to bandpass. Firstly normalising to  $\omega_0=1$ , this enables us to write reciprocals for the resonating components.

We next transform the middle section.

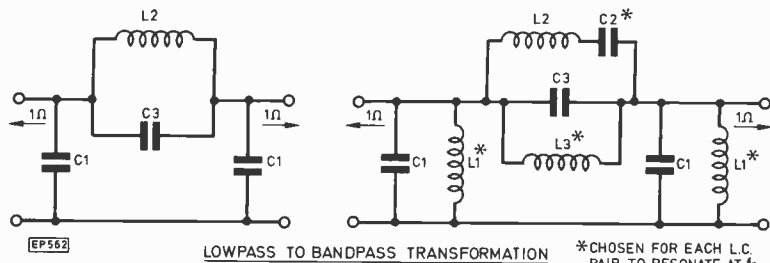


Fig. 10. The lowpass to bandpass transformation

Fig. 11. (below) the middle section of the bandpass filter is transformed. The five equations on the left show the working through

- (1) let  $x = \frac{L}{K}$
- (2) let  $\alpha = 1 + \frac{1}{2x}$
- (3) let  $\beta = \sqrt{\alpha^2 - 1}$
- (4) let  $\gamma = \alpha + \beta$
- (5) let  $L_0 = \frac{1}{\gamma + 1}$

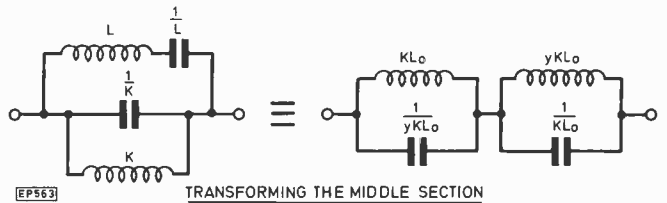
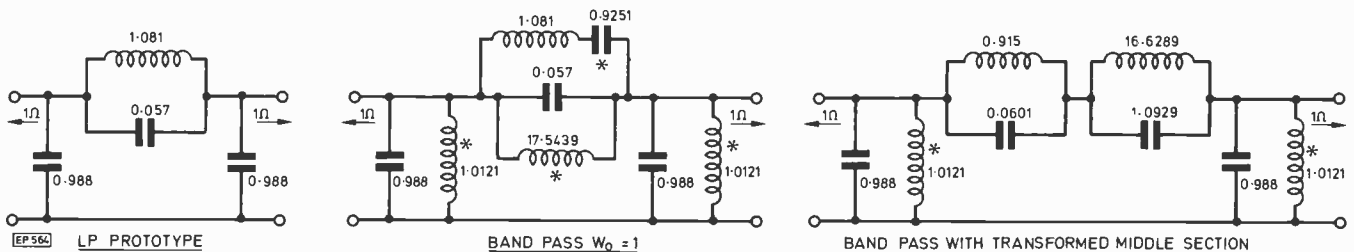


Fig. 12. (below) the worked transformation



When performing these step calculations, the display on many calculators rounds up the contents of the registers, so use the storage register and carry the process to the end; this should avoid any small errors which can occur at this stage.

The values of  $\gamma$  and  $L_0$  are used in the transformation to give

$$KL_0 = 0.9150$$

$$yKL_0 = 16.6289$$

$$\frac{1}{KL_0} = 1.0929$$

$$\frac{1}{yKL_0} = 0.0601$$

as in Fig. 12.

We now have to scale up to  $f_0 = 1350\text{Hz}$  and the operating impedance of 220.

$$\text{From } A = \frac{R}{2\pi f} = \frac{220}{2\pi \times 1350} \text{ (inductance multiplier)}$$

and

$$B = \frac{1}{2\pi f R} = \frac{1}{2\pi \times 1350 \times 220} \text{ (capacitance multiplier)}$$

Giving  $A = 0.0259\text{H}$

$$B = 0.53587\mu$$

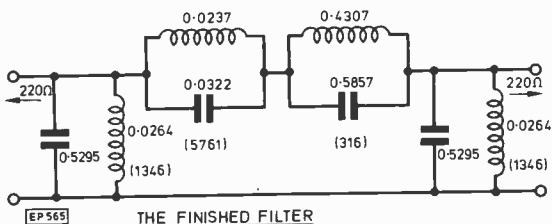


Fig. 13. (above) the finished filter and (right) the bandpass response when used as a sideband filter for single sideband reception. The send level is 0dBm

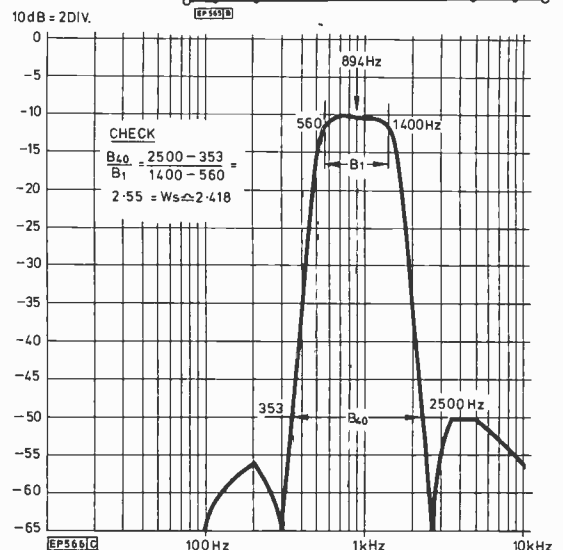
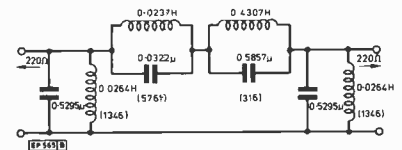
Multiply through by these multipliers to give the values shown in Fig. 13.

This network can now be made up. A word of caution is needed here. Set up the three PICs to have the same conversion factor (I used 5000p 1% and 10k 1%).

If necessary, to get the conversion factors equal, trim the values of  $R_3$  or  $R_2$ .

I used MC1458 op amps with  $\pm 12\text{V}$ .

The conversion factors trimmed to be  $K = \frac{5.7155}{10^6}$



I selected the capacitors by tuning, using one of the PICs, and the setting resistors were 2%.

### WORKED EXAMPLE 2

For simplicity we again use a single section. Attenuation in stop band 40dB. Band centre 894Hz. Terminating resistance 330.

From the charts we select

- $A_s=40\text{dB}$
- $\omega_s=2.418$
- $C_1=1.910$
- $C_2=0.145$
- $L_2=0.905$
- $C_3=1.910$
- $\omega_2=2.762$

Table A4—1  
1dB ripple

For 40dB this data gives steepest cut. Calculate the reciprocals for the LP to BP at  $\omega_0=1$

- $L_1=0.5236$
- $C_2=1.1050$
- $L_3=6.8966$

Proceed to transform the middle section as in the first example to give

$$Y=9.5155$$

$$L_0=0.0951$$

$$KL_0=0.6559$$

$$YKL_0=6.2407$$

$$\frac{1}{YKL_0}=0.1602$$

$$\frac{1}{KL_0}=1.5247$$

At this stage we have the bandpass filter prior to scaling. See Fig. 14.

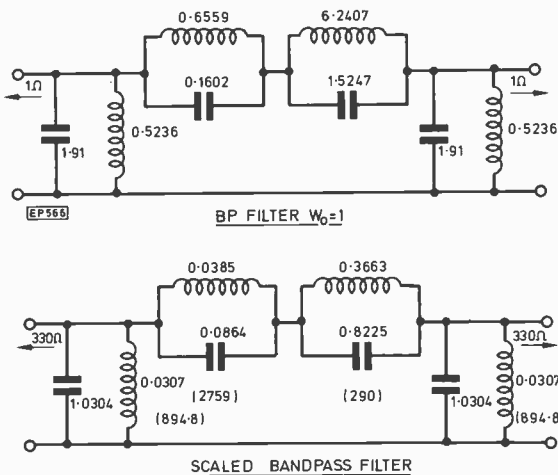


Fig. 14. (above) bandpass filter prior to scaling and (below) final filter

Scale to 330 and  $f_0=894\text{Hz}$  using the scaling factors as below.

$$A=\frac{R}{2\pi f}=\frac{330}{2\pi \times 894}=0.0587 \text{ (inductance multiplier "h")}$$

$$B=\frac{1}{2\pi fR}=\frac{1}{2\pi \times 894 \times 330}=0.53947 \text{ (capacitance multiplier "μ")}$$

Final filter is shown in Fig. 14.

As in the first example, set up the three PICs. Set their conversion factors to be exactly the same. Trim  $R_2$  or  $R_3$  to achieve this condition.

Select the capacitors by either bridging them, or resonating with an accurately set up PIC.

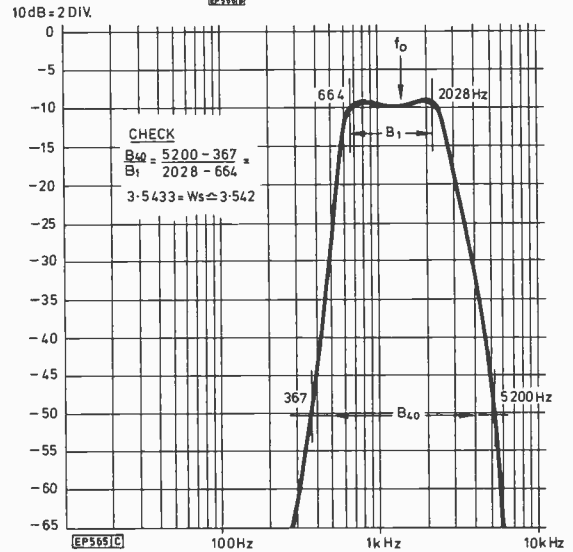
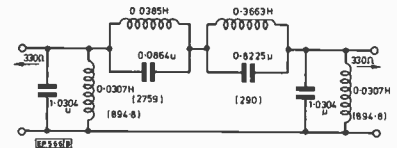


Fig. 15. Response of the final filter. Compare the bandwidth ratio ( $B_{40}/B_1$ ) with the figure  $\omega_s$  in the prototype

### REFERENCES

*Realisation of gyrators using op amp and their use in CR active network synthesis*

PROC IEE Vol. 116 No. 11 Nov '69

*Design of a.f. CR bandpass filters*

by Haigh and Jeffers

Radio and Electronic Engineer Vol. 42 No. 8 '72

*An active a.f. bandpass filter*

by Davies

Radio Communication Jan '77

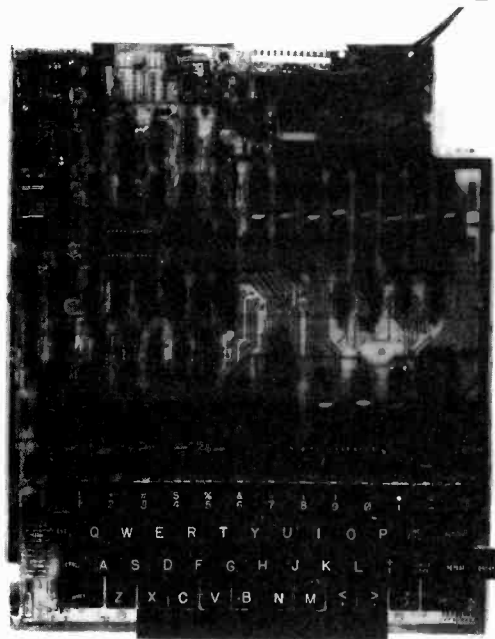
# ON SALE NOW!

## PE POPULAR PROJECTS

Our book *PE Popular Projects* containing a selection of 19 popular projects is now on sale at newsagents and components stores. The book costs £1.25 from retail outlets and is also available for £1.50, UK post paid, or £1.80 overseas surface post paid, from Post Sales Department (PE Popular Projects), IPC Magazines Ltd., Lavington House, 25 Lavington Street, London SE1 0PF.



# Where less gives you more...



Cheaper than the infamous imitation, yet it offers you so much more — **Mutek** present the stunningly successful **Superboard Series II**.

The great features of the original Superboard are well known, and much copied — ultra-fast Microsoft BASIC, proper 53-key keyboard, superbly reliable cassette interface, sturdy construction, easy expansion to discs, and plenty more besides. The new Series II extends these features still further, with a new *programmable screen format* (25×25 or 48×14) with protected 'windows', new *8-bit digital-to-analogue port*, new *latch outputs*, new *controlled reset*. And also, fitted as standard, a special version of the proven **CEGMON** monitor, with full support for machine-code and disc operation, and new features for the Superboard Series II.


There's masses of software for the Superboard, along with a wide range of add-ons and full technical support from Mutek. All this — and yet **the price is down** — to **£149**+VAT, ready built, tested and guaranteed. And that's a good £25 less than that imitation!

**Superboard Series II**, with 4K RAM and CEGMON monitor: **£149**  
Power supply kit (5V 3A) **£15**; metal case (much sturdier than ABS — and it doesn't melt!) **£27**; extra 4K RAM a mere **£5!**  
Prices quoted exclude VAT.

**Mutek** — great computing . . . for less than you expect

Mutek — the independent Ohio Scientific specialists — Quarry Hill, Box, Wilts. Telephone: Bath (0225) 743289


# Guess who builds this great



## Logic Probe...**YOU!** for only **£11.92**

With this easy-to-build Logic Probe Kit from GSC and just a few hours of easy assembly — thanks to our very descriptive step-by-step manual — you have a full performance logic probe.

With it, the logic level in a digital circuit is indicated by light from the Hi or Lo LED; pulses as narrow as 300 nanoseconds are stretched into blinks of the Pulse LED, triggered from either leading edge. You'll be able to probe deeper into logic with the LPK-1, one of the better tools from GSC.



Complete, easy-to-follow instructions help make this a one-night project.

GLOBAL SPECIALTIES CORPORATION



**G.S.C. (UK) Limited**, Dept.5Z  
Unit 1, Shire Hill Industrial Estate,  
Saffron Walden, Essex. CB11 3AQ.  
Telephone: Saffron Walden (0799) 21682  
Telex: 817477.

GLOBAL SPECIALTIES CORPORATION. DEPT 5Z  
Unit 1, Shire Hill Industrial Estate, Saffron Walden, Essex.

Name \_\_\_\_\_

Address \_\_\_\_\_

Inc P&P and 15% VAT  
**LPK-1 £14.86**

I enclose cheque/

FREE Catalogue

PO for £ \_\_\_\_\_

tick box

Phone your order with Access, Barclaycard  
or American Express Card No. \_\_\_\_\_

Expiry date \_\_\_\_\_

# Continuity METER

## MARTIN KENT PE Continuity Meter DP500

THE present trend in electronics is for equipment to incorporate more functions in a gradually reducing space. This is a good policy until the equipment malfunctions and then the small space can add other problems. The DP500 Continuity Meter is intended to speed fault finding on crowded p.c. boards or complex cable looms.

The LE DPM200 panel meter is used to give four resistance measurement ranges providing accurate indication between 0.1Ω and 20MΩ. A low-power piezo-ceramic alarm is included to produce an audible output when the measured resistance falls below a preset level. Using the audible output, resistance may be assessed without the need to look at the display, leaving the operator to give full attention to the circuit under test. When a fault condition is found, the resistance may be measured accurately on the display. The threshold detection principle may be easily adapted for use in other instruments.

### CIRCUIT DESCRIPTION

The Continuity Meter circuit diagram is shown in Fig. 1. Ratiometric resistance measurement is employed which eliminates the need for calibration by comparing the applied resistor to metal film reference resistors R1-R6.

$$\text{Display} = 1000 \frac{R_{\text{unknown}}}{R_{\text{reference}}}$$

Protection against voltage being applied to the input of the panel meter is provided by R10 and TR2. In the presence of applied voltage TR1 turns on and shunts current through the PTC thermistor which increases in value to reduce the input current to a safe level.

Resistance measurement may be combined with an alarm output triggered when the input resistance falls below either a fixed or variable threshold.

The piezo-ceramic alarm specified produces large audible outputs even at low operating voltage and current consumption is very small. The alarm is triggered by IC1 which compares the applied voltage on pin 3 against the threshold voltage on pin 2. During normal resistance measurement the voltage developed across the external resistor will be in the range 0-200mV and this is applied to the non-inverting input of IC1. This input has extremely high input impedance of typically  $10^{12}\Omega$  such that loading of the input voltage will be negligible and accuracy of measurement will not be impaired. A comparator is essentially an operational amplifier operated in open-loop mode with high gain and the basic configuration is shown in Fig. 2.

The output of the comparator has two output states:

- $V_{in} > V_{th}$  then output is high
- $V_{in} < V_{th}$  then output is low

The LE DPM 200 panel meter has a very accurate 100mV reference voltage available between REF+ and REF-. Resistors R10-R12 form a potential divider across the reference voltage to form an extremely stable 10mV threshold for IC1 when the instrument is switched to fixed threshold mode. The 10mV figure represents a 0.5% level of the 200mV full scale, which is equivalent to 1Ω on the



## FREE CASE PROJECT

### SPECIFICATION

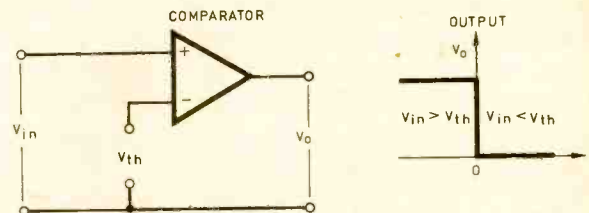
Function	f.s.d.	Resolution	Accuracy
Resistance	200Ω	0.1Ω	0.5%
	2kΩ	1Ω	0.5%
	200kΩ	100Ω	0.5%
	20MΩ	10kΩ	0.5%

**Fixed Threshold:** alarm sounds when applied resistance is less than 0.5% of range.

**Adjustable Threshold:** alarm sounds when applied resistance is less than threshold which may be set anywhere within the range.

200Ω range, 10Ω on the 2kΩ range etc. The alarm will be triggered when the input falls below the level set by the range switch S2.

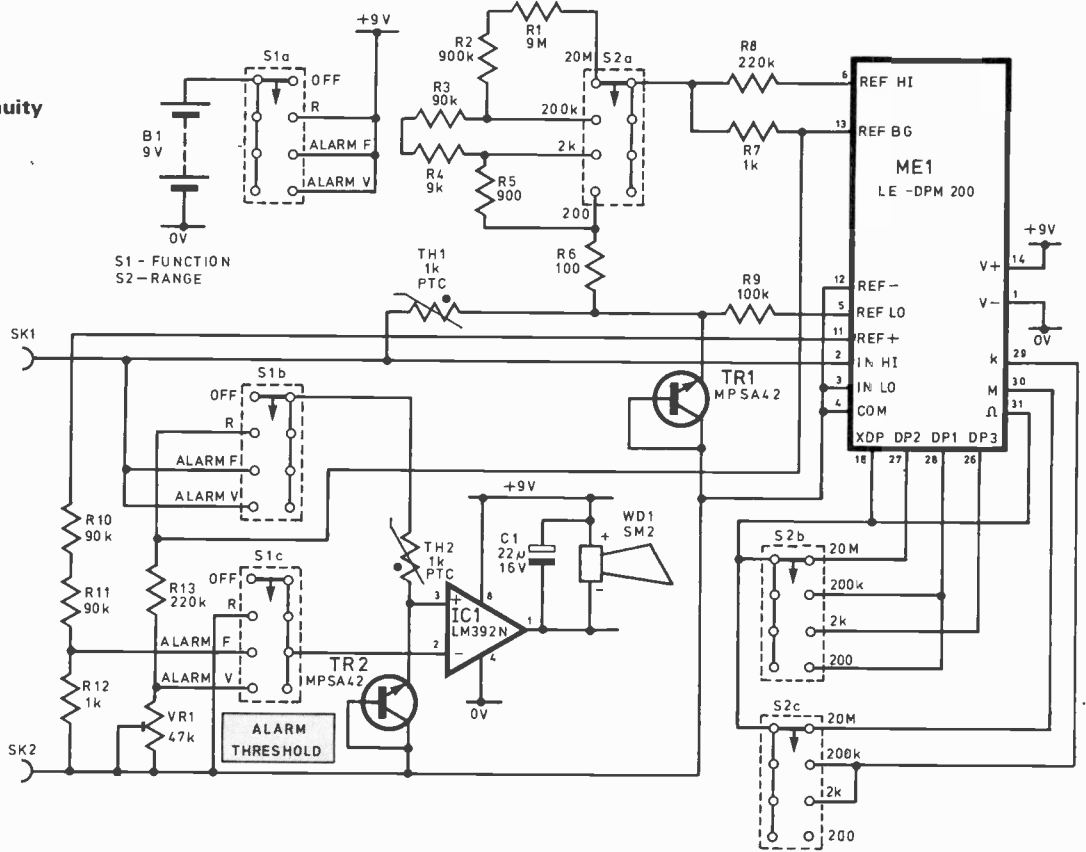
To provide increased flexibility of operation, a further position on the function switch enables the alarm to be generated when the input falls below an adjustable threshold. The bandgap reference voltage of typically 1.2V is available between REF BG and REF- on the LE DPM200.



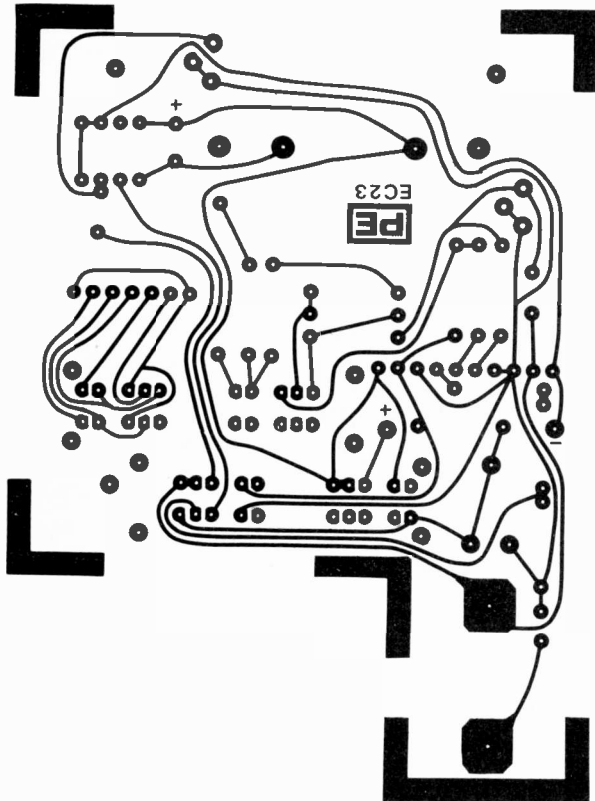
EG 563

Fig. 2. Comparator action

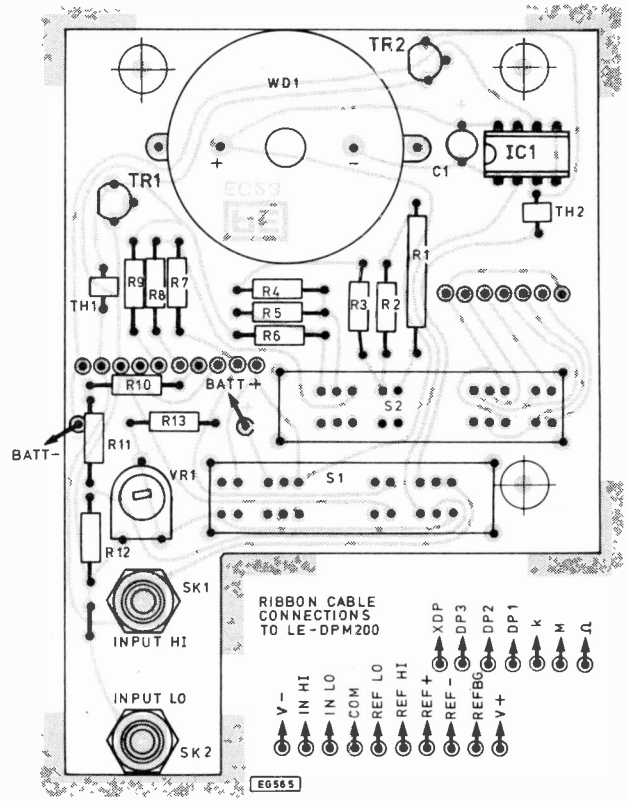
**Fig. 1. Circuit of Continuity Meter**



EG562



**Fig. 3. Printed circuit board**



**Fig. 4. Component overlay**

# COMPONENTS . . .

## Resistors

R1	9M	
R2	900k	
R3	90k	
R4	9k	metal film 0.25%
R5	900	
R6	100	
R7	1k	
R8	220k	carbon film 5%
R9	100k	
R10	90k	metal film 0.25%
R11	9k	
R12	1k	carbon film 5%
R13	220k	

## Variable Resistors

VR1 47k

## Capacitor

C1 22M 16V tant. bead

## Semiconductors

IC1 LM392N  
TR1 MPSA42  
TR2 MPSA42

## Panel Meter

ME1 LE DPM200 (see special offer)

## Thermistor

TH1 PTC 1k  
TH2 PTC 1k

## Miscellaneous

Instrument case  
P.c.b.  
Slide switches 4-pole 4-way (2)  
Piezo-ceramic alarm SM2  
Battery connector  
Input terminals, p.c. mounting (2)  
Ribbon cable  
Self-tapping screws M3 (3)

A kit of components (excluding the DPM200 and case) is available at £12.95 inc. VAT from **Lascar Electronics Ltd., Unit 1, Thomasin Road, Basildon, Essex.**

Resistors R13 and VR1 attenuate the reference and VR1 provides an adjustable threshold for IC1. The higher bandgap reference voltage is used to provide adjustment over the full scale of 0–200mV. The variable resistor may be

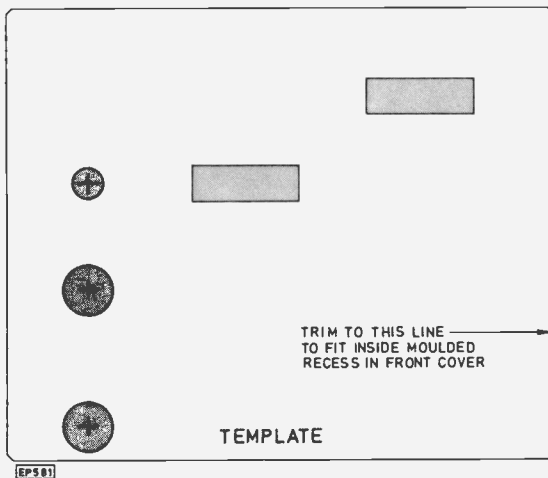



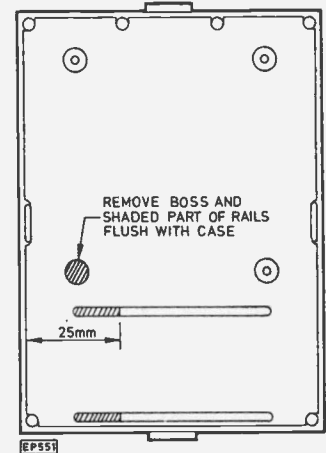
Fig. 5. Front panel template

adjusted when the instrument is in use such that the resistance threshold level may be altered to suit the circuits being tested.

The threshold detection techniques employed in the instrument could be used in most instruments using the LE DPM200 as the 0–200mV input to the DPM is a standard feature.

Switch S2b selects the appropriate decimal point on the display and S2c selects the correct resistance units on the display of either ohms, kilohms or megohms according to the selected range.

Fig. 6. Interior case cutting details.



The completed board

## CONSTRUCTION

The few components required for the Continuity Meter simplify construction which should be commenced with the resistors, then semiconductors. Position the switches and check that they are perpendicular to the p.c.b. before soldering. The input terminals, alarm unit and battery connector should then be fitted and the panel meter connected to the p.c.b. by the ribbon cable.

Connect the battery and with the function switch set to resistance measurement the display should indicate a 1 in the leading digit with other digits suppressed on each range. This is the overrange indication.

Switch to Fixed Threshold and when the input terminals are shorted the alarm should be triggered. Triggering of the alarm at the fixed and variable threshold levels may be tested with various resistors if desired.

When testing is complete, the p.c.b. may be secured in the case using three self-tapping screws and when the panel meter is located in the case lid the case may be clipped together. ★



# VIDEOTONE

**BUY DIRECT FROM US AND  
GET THE SAME HIGH  
QUALITY AT LOW PRICES!**




DISCOUNT  
SELLING PRICE  
**£50.00**

## LOUDSPEAKERS

The complete fully reviewed range of Videotone Speakers which dominate within their class. NOW AT LOWEST EVER PRICES.

D100	£38.00
Minimax 11	£44.00
GB3	£50.00
GB2	£60.00
GBS	£207.00
D 93	£40.00



## CORAL CARTRIDGES

Fast becoming one of the top names

<b>MOVING COIL</b>	<b>MOVING MAGNET</b>
UK's No. 1 Cartridge	
MC 81 £48.87	555SX £7.28
777EX £35.00	555E £14.22
777E £25.00	666E £32.48
<b>HEAD AMP</b>	<b>HEADSHELLS</b>
H300 £51.75	S100 £6.00
T100 £24.75	S101 £7.00
	S200 £4.00

## TURNTABLES

Sansui SR222 Mk2	£69.00
Sansui P50S	£69.00

## AMPS- TUNER-CASSETTE

30 watt amp MC input SA4 130	£75.00
Stereo Tuner ST 4120	£68.00
Cassette full features SC 4200	£95.00
50 watt amplifier WA7700	£77.00
20 watt amplifier LA2020	£58.00

This new range of Electronics from Videotone redefines the words quality and value for money to a new high.



DISCOUNT  
SELLING PRICE  
**£68.00**

DISCOUNT  
SELLING PRICE  
**£75.00**

## \* A MESSAGE FROM VIDEOTONE \*

**Dear Customer**


You will find that the products advertised on this page are the best possible value for money. They are only low in price because we have eliminated large amounts of selling costs that other brands have to suffer. These savings are passed directly onto you. We have full brochures on any specific item you may be interested in and a competent realistic staff of engineers at our London Showrooms to help you in your choice. Our consumer protection packages are comprehensive and we offer every form of financing you may require. We carry out our own servicing and are dedicated to giving Value for Money. We are confident our products are unbeatable. You may purchase with confidence because our Engineers have specially selected them from competitive sources throughout the world and we import them directly ourselves. Remember, you have 21 days trial period on all products. That is the measure of our confidence.

*Cliff Hardcastle*

Cliff Hardcastle, Managing Director.

## MICROPHONES

MU 105-22	£29.30
MU 105-12	£22.25
MU 25 C	£17.39



## HEADPHONES

Superbly made with top flight performance

HP90	£12.65
HP80	£9.69



**Quality plus value - always**

# VIDEOTONE

ALL  
PRICES  
INCLUDE  
VAT

ALL PRODUCTS  
ON DISPLAY &  
CONTINUOUS  
DEMONSTRATIONS

98 CROFTON  
PARK ROAD  
LONDON SE4  
TEL: 01-690 8511/2

SEND FOR OUR LATEST  
FREE BROCHURE  
AND DETAIL LIST OF LOCAL  
SALES OUTLETS IN THE U.K.

NAME \_\_\_\_\_  
ADDRESS \_\_\_\_\_



PE

# Interfacing COMPUKIT

## Part 6 D. E. Graham

THIS month we shall be looking at applications of the 6522 Versatile Interface Adaptor.

### 6522 VERSATILE INTERFACE ADAPTOR.

The third section of the Analogue Board consists of a 6522 Versatile Interface Adaptor. This is an extremely useful 16 register device, providing two programmable 8 bit input/output ports with handshaking and interrupt control, two 16 bit timers, and a serial input/output port. Fig 6.1 gives its schematic diagram.

Because of the complexity of this chip, we are forced to be highly selective in the treatment of it here, and have chosen to concentrate on the use of its timing and counting registers. In this context we will explore a number of practical applications including a signal generator, a digital frequency meter, a digital capacitance meter, and a real time clock.

For a treatment of aspects of the 6522 not covered here, the reader is referred to the bibliography at the end of the article.

### 6522 INTERFACE

Fig. 6.2 gives the circuit of the 6522 section of the Analogue Board. The device is selected by the  $\overline{BL2}$  line from the Decoding Module, giving it a base address of 61344 decimal. All external connections to the 6522 are made via the 16 pin d.i.l. sockets SK4 and SK5 on the Analogue Board (see Fig. 6.3 for pin connections). These have been made similar to those of SK3 and SK4 of the Decoding Module for the purposes of interchangeability.

The 6522 is a much more demanding device to interface than the 6821 PIA; and the timing and state of the chip select,  $\overline{O2}$  and R/W signals and ground connections are much more critical. For this reason, as suggested earlier, leads between the Analogue Board and the Decoding Module should be kept to a few inches in length. It is also necessary to enhance the earthing between the 6522 and IC2 on the Decoding Module, and between the UK101 earth track close to its expansion socket and the 6522. This is accomplished by soldering two leads as indicated in Fig. 6.4. For the same reason a 1n capacitor (C18) not provided for in the published p.c.b. design, but included in the kit supplied by *Technomatic Ltd.*, must be taken from the 6522 chip select line (pin 23) to ground (or Vcc). This is most easily accomplished by soldering the capacitor between pins 23 and 24 of the 6522 on the underside of the board. This capacitor has the effect of delaying the chip select pulse sufficiently to coincide with the arrival of the slightly misshapen and overworked  $\overline{O2}$  and R/W signals.

### TESTING THE 6522

After checking the supply to the socket of IC1, the 6522 should be inserted, and the program listed in Table 6.1 run. This displays the states of the 6522's sixteen registers. Even after a Reset, these should contain a variety of data. If all registers read the same, then the chip is not interfacing

correctly, and checks should be made on pins 1, 20, and 22-38 of IC1 for a faulty connection or short circuit, either on the Analogue Board itself, or in the connections to the Decoding Module.

Once the registers appear to read correctly, data may be written to them using the program of Table 6.1. After displaying a readout of each of the 6522's registers, the program requests a register number, and data to be entered in it. And after performing the writing operation, will display the new states of all registers. When using this program in initial tests, it should be remembered that by no means all of the 6522's registers can be directly written to. To test the operation of the 6522 for both Read *and* Write operations, a convenient pair of registers to use is 2 and 3. These should each accept any integer from 0 to 255, and the program should display the value entered, on subsequent readout.

This is also an appropriate point to test the Reset function. Pressing the Reset button on the Decoding Module should reset certain (but not all) of the 6522's registers. As a test, it should be found that registers 2 and 3 are set to zero by this operation. Because of the complexity of the VIA it is advisable to reset it in this way before carrying out any of the experiments below using the two parallel ports or the timers; although as mentioned earlier, the Decoding Module Reset line is automatically activated at power-on.

### USE OF THE PARALLEL PORTS

The 6522 has a pair of 8 bit input/output ports very similar to those of the 6821 PIA, though because of its extra provision of registers it is much easier to configure than the latter. Table 6.2 gives the configuration of the 6522's sixteen registers. From this it may be seen that registers 0 and 1 are the data registers for ports B and A respectively; note the reversal of order here. Registers 2 and 3 (the Data Direction Registers) determine whether each bit of port B and Port A Data Registers are set for input or output. This is very similar to the functioning of the 6821's Data Direction Registers.

To set port B for output on all 8 bits, the value 255 should be placed in register 2. This may be accomplished either by executing the command POKE 61346, 255, or by using the program in Table 6.1 to enter the data manually. In either case this should set the port B data pins (ie pins 9-16 of SK5) to zero volts. To output data through the port, that data should then be written to register 0 (at 61344). Thus for example the two commands:

```
POKE 61346, 255  
POKE 61344, 15
```

will cause an output on port B of 15; or in other words, pins 16, 15, 14 and 13 of SK5 will read a one (about 4.5 volts), while pins 12, 11, 10 and 9 will read a zero (a few tens of millivolts). The configuration of port A follows a similar pattern, with the Data Register (register 1) at 61345, and the Data Direction Register (register 3) at 61347.

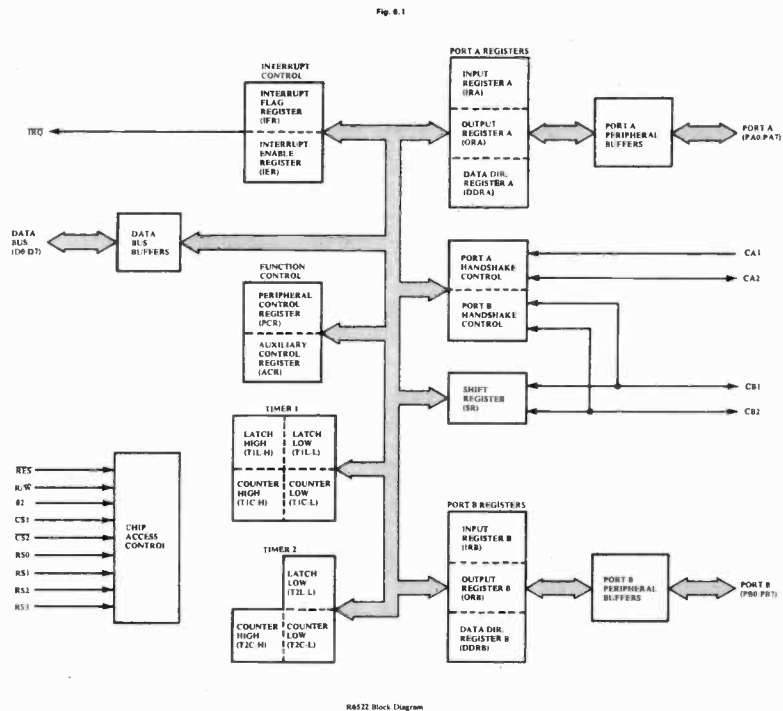


Fig. 6.1. 6522 Block diagram

60553

Fig. 6.2. 6522 section of the Analogue Board

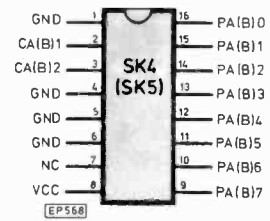


Fig. 6.3. Pin-outs of SK4 and SK5 of Analogue Board. SK4 carries Port A of VIA, SK5, Port B

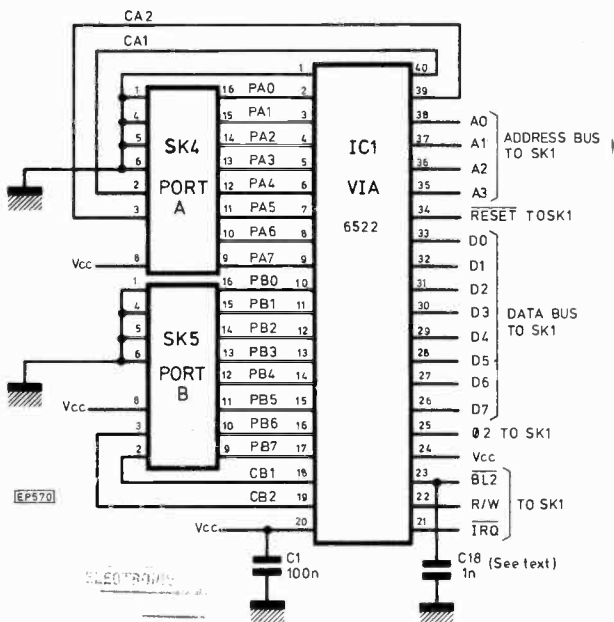


Fig. 6.4. Additional earthing leads to Analogue Board

**Table 6.1. 6522 handling program**

```

80 REM INTRFACING UK101 PROGRAM 12
85 REM 6522 HANDLING PROGRAM
90 DIM A$(15)
95 P=61344
100 FOR A=0 TO 15
110 READ A$(A)
120 NEXT
130 PRINT
140 FOR A=0 TO 15 STEP 2
145 PRINT TAB(9) CHR$(140);
150 PRINT TAB(10) A; TAB(15) A$(A);
160 PRINT TAB(20) PEEK(P+A); TAB(25); CHR$(140);
170 PRINT TAB(26) A+1; TAB(31) A$(A+1);
180 PRINT TAB(36) PEEK(P+A+1);
185 PRINT TAB(41) CHR$(140)
190 NEXT
200 PRINT
250 INPUT " REGISTER"; R
255 IFR>15 THEN 130
260 INPUT " DATA"; D
270 POKE P+R, D
280 GOTO 130
300 DATADRB, DRA, DDB, DDA, T1L, T1H, T2L, T2H
310 DATAT2L, T2H, SR, ACR, PCR, IFR, IER, DRA
    
```

Data input on each port is configured by setting the corresponding bits in the Data Direction Register to zero. Thus the commands:

```

POKE 61347, 0
PRINT PEEK (61345)
    
```

will print the value of the data at port A. This will of course be a decimal representation of the binary states of the 8 input lines at pins 16-9 of SK4.

The 6522 does offer one extra facility over the 6821 PIA in the input mode: it may be configured to latch data in response to level changes in the peripheral control lines CA1 and CB1; and for details of how this is accomplished the reader is referred to the 6522 data sheets.

Since the pin connections to SK4 and SK5 of the Analogue Board have been made similar to those serving the PIA on the Decoding Module, devices such as the Joystick Control Box described in parts 2 and 5 of the series may be plugged directly into either of the 6522 ports if desired. In order to run the Joystick from port B of the 6522, for example, the Joystick header should be plugged into SK5 of the Analogue Board, and the Joystick program of Table 3.4 of Part 3 may be run with the following alterations:

```

130 P=61344
150 POKE P+2, 0
160 Deleted
    
```

**THE 6522's TIMERS**

The 6522 contains two 16 bit counters which may be used for timing and/or counting operations. The two counters, usually referred to as T1 and T2 are somewhat different in operation, and each may be used in a number of different modes. Mode selection is carried out by setting the appropriate bits in the Auxillary Control Register and the Interrupt Enable Register. See Table 6.3.

Timer T1 will only count at the  $\phi 2$  clock rate, and may therefore only be used in timing operations. At the end of each count it may be variously conditioned to cause an in-

**Table 6.2. The 6522's registers**

Register Number	Address (Decimal)	Register Function	Nemonic
0	61344	Port B Data Register	DRA
1	61345	Port A Data Register	DRB
2	61346	Port B Data Direction Register	DDA
3	61347	Port A Data Direction Register	DDB
4	61348	Timer T1 Low Order Byte	T1L
5	61349	Timer T1 High Order Byte	T1H
6	61350	Timer T1 Low Order Byte	T1L
7	61351	Timer T1 High Order Byte	T1H
8	61352	Timer T2 Low Order Byte	T2L
9	61353	Timer T2 High Order Byte	T2H
10	61354	Shift Register	SR
11	61355	Auxiliary Control Register	ACR
12	61356	Peripheral Control Register	PCR
13	61357	Interrupt Flag Register	IFR
14	61358	Interrupt Enable Register	IER
15	61359	Port A Data Register	DRA

terrupt and/or to switch the polarity on PB7 (data line 7 of port B of the VIA, accessed through pin 9 of SK5). This counter may also be configured either in a one-shot mode, in which case only a single interrupt, or a single change in polarity occurs on PB7; or it may be configured in the free running mode, in which case a continuous series of interrupts may be produced, and a continuous square wave train of predetermined frequency may be output at PB7.

Timer T2 can be conditioned to count either at the  $\phi 2$  rate, or to count the pulses appearing on PB6 (data line 6 of port B of the VIA, accessed through pin 10 of SK5). When a predetermined number of pulses from either source has been counted, T2 can cause an interrupt to signal this event. Timer T2 may also be conditioned to produce clock pulses for the 6522's shift register, though there is not the space here to discuss this latter feature.

The precise operation of the two counters is best understood with reference to specific applications. Timer T2 is the least complex of the two, and we will look at this first.

**EVENT COUNTER**

Since T2 is able to count incoming pulses on PB6, it may be used as a simple event counter. Only one bit (bit 5) of the Auxillary Control Register controls the operation of T2. When it is at zero, T2 counts at the  $\phi 2$  rate. Setting it to one on the other hand causes it to count pulses on PB6. For an event counter therefore, the value 32 should be loaded into the ACR (register 11 at 61355), so as to give a one at bit 5. For initial tests this may be done manually with the program of Table 6.1. It now remains to set the counter operating. This is accomplished by loading data into T2's latches. The latches are a pair of 8 bit registers that may be loaded by writing data to registers 8 and 9 of the VIA. For the purposes of the event counter it is probably easiest to write 255 into each of these. This may be done using the manual entry program. Writing 255 into register 8 will have no apparent effect, but when register 9 is written to, the data in the two latches will automatically be loaded into the counting registers of T2, and the count started. Reading registers 8

Register	Nemonic	FUNCTION OF EACH BIT								
		7	6	5	4	3	2	1	0	
11	ACR	T1 Control		T2 Control	Shift Register Control			Port B Latch Enable	Port A Latch Enable	<b>Table 6.3. Function of Auxiliary Control, Peripheral Control, Interrupt Flag, and Interrupt Enable Registers of the 6522</b>
12	PCR	CB2 Control			CB1 Control	CA2 Control			CA1 Control	
13	IFR	IRQ	T1	T2	CB1	CB2	Shift Register	CA1	CA2	
14	IER	Interrupt Control	T1	T2	CB1	CB2	Shift Register	CA1	CA2	



and 9 has the effect of reading the value of the ongoing count, and with no signal on PB6, this should continue to be 255 for each register.

To use the event counter to count switch closures, a debouncing circuit is essential. Fig. 6.5 gives a suitable circuit using an NE555 in the monostable mode. It is supplied by a 5 volt line from SK5. Each time that the push button is closed T2's counting registers will decrement by one.

By using the program in Table 6.4, setting up the event counter on T2 may be streamlined a little. This loads the ACR with 32, and places 255 into registers 8 and 9, and then continuously monitors their contents. If any change is detected, it prints out the new contents, suitably deducted from 65535, so as to effect a count up rather than down. If no pulses are present, a single zero will be printed. Such a counter may of course be used with any device producing a useable voltage transition, such as a photocell or Geiger counter for example, though in both cases the signals would need to be suitably conditioned before application to PB6. In the case of an l.d.r. light sensor, a single transistor amplifier driving pin 2 of the NE555 monostable of Fig 6.5 should prove to be adequate.

### A SIMPLE FREQUENCY COUNTER

Similar principles may be used to create a simple frequency counter. Table 6.5 gives a program which achieves this. The signal to be measured is applied to PB6, and the number of pulses occurring during a one second interval is counted, so giving the frequency in Hz. The counting period is determined by the assigned value of T in line 105. By trimming this value, accuracies of up to about 0.1% should be possible, which will be sufficient for many applications.

The frequency under test is calculated in line 180 of the program from the data in the counting registers of T2; and then the subroutine at line 2000 is entered. This POKEs the value of N (the frequency measured) directly on to the screen at a location assigned in line 2200. The subroutine is then re-entered at line 2220 to POKe up the units of measurement. In this case these are Hz only, but in a later program the same routine is used to provide an auto-ranging readout. The routine at 2000 is quite portable, and may be used for POKeing to the screen any assigned variable, or if entered at 2220 will POKe up any assigned string variable. For use on the Superboard, it should only be necessary to alter the value of S, the screen address, in line 2200.

The test signal (applied to PB6) should be a t.t.l. compatible pulse train of frequency from a few Hz up to about 65 kHz. For greater precision at low frequencies a longer waiting loop could obviously be employed; while for higher frequencies a shorter waiting loop could be used, but accuracy would be likely to decline as a result. In any case the maximum useable frequency is determined by the 6522's timing characteristics, which require pulses on PB6 to be at least 2  $\mu$ s in duration, and of 2  $\mu$ s separation. For frequencies above 250 kHz therefore, a prescaler should be used. Also it should be noted that if it is required to use this counter arrangement for measuring sine rather than square waveforms, some form of input conditioning will be required to square the waveform, such as a high gain amplifier.

### DIGITAL CAPACITANCE METER

The frequency counting facilities provided in the case above may be conveniently employed to produce a digital capacitance meter. This uses an NE555 timer i.c. in the astable mode to generate a frequency dependent on the unknown capacitor. The output of the 555 is fed to PB6 of the 6522, and is counted for one second intervals by timer T2.

Fig. 6.6 gives the circuit of the tester, which may be built on a small piece of Veroboard, and is powered by the 5 volt

supply available at SK5, which also carries the PB6 line.

The output frequency of the 555 in this circuit is determined by the expression  $F = 0.7 / (R \times C1)$ , where C1 is the value of the capacitor under test. The program for the tester employs this formula to print out the value of C1 in nanofarads. It allows for any value of R to be used, and requests the value employed to be entered at the outset; although once a value (or series of values) has been decided upon, it may be easiest to write it into the program.

Fig. 6.5. NE555 monostable debounce circuit for use with event counter

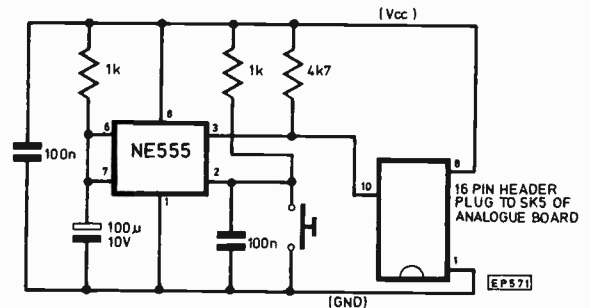
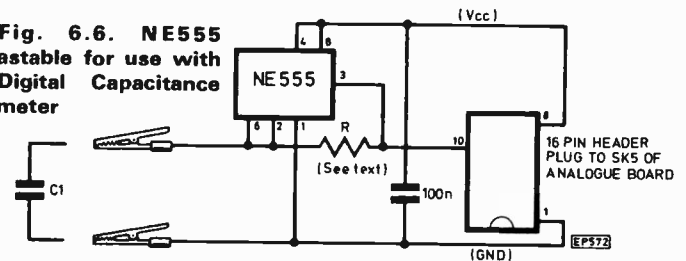


Fig. 6.6. NE555 astable for use with Digital Capacitance



```

70 REM INTERFACING UK101 PROGRAM 13
80 REM 6522 EVENT COUNTER
90 REM COUNTS PULSES ON PB6
95 FORZ=1TO16:PRINT:NEXT
96 PRINT,"6522 EVENT COUNTER"
98 PRINT:PRINT:PRINT
100 P=61344
110 POKEP+1,255
120 POKEP+8,255
130 POKEP+9,255
140 Y1=Y:Z1=Z
150 Y=PEEK(P+8)
160 Z=PEEK(P+9)
170 IF(Y=Y1)AND(Z=Z1)THEN150
180 PRINT,65535-Y-256*Z
200 GOT0140

```

Table 6.4. Event counter program

```

80 REM INTERFACING UK101 PROGRAM 14
90 REM SIMPLE FREQUENCY COUNTER USING 6522
95 REM SQUARE WAVE INPUT ON PB6
96 FORZ=1TO16:PRINT:NEXT
97 PRINT,"SIMPLE FREQUENCY COUNTER"
98 PRINTTAB(11)"('P' PRINTS - SPACE BAR EXITS)"
99 PRINT:PRINT:PRINT:PRINT:PRINT
100 P=61344
105 T=110
110 POKEP+1,255
120 POKEP+8,255
130 POKEP+9,255
140 FORQ=0TOT:NEXT
150 Y=PEEK(P+8)
160 Z=PEEK(P+9)
180 N=65535-Y-256*Z
200 GOSUB2000
220 S=S+10
230 NS="HZ"
240 GOSUB2220
250 GOSUB3000
300 GOT0110
2000 REM
2200 S=54110
2210 NS=STR$(N)
2220 L=LEN(NS)
2240 FORN=1TOL
2250 POKES+M,ASC(MID$(NS,M,1))
2260 NEXT
2265 IFPEEK(S+M)=32THEN2280
2270 POKES+M,32:M=M+1:GOTO2265
2280 RETURN
3000 REM
3020 POKE530,1
3030 POKE57088,253
3040 IFPEEK(57088)=239THENPOKE530,0:END
3050 IFPEEK(57088)=253THENPRINT:PRINT
3060 POKE530,0
3080 RETURN

```

Table 6.5. Simple frequency counter program

The circuit appears to give best results with  $R = 1\text{m}\Omega$  (giving a range from about 100p to about 100n, or  $R = 100\text{k}$  (giving a range from about 500p to 1m). Using lower values of  $R$  (eg 10k or 1k) to extend the range to higher values of capacitor unfortunately corrupts the mark to space ratio of the output, causing a false reading—although it might be possible to compensate for this somewhat in calculating the capacitor value. Another way to extend the range would be to use a longer waiting loop. A ten second loop, achieved by setting  $T$  to about 10000 in line 105, would extend the range at the high end by a factor of 10.

#### TIMER T1

Timer T1 is a slightly more complex device than T2, and makes use of four count and latch registers, where T2 uses only two. It also differs significantly in being able to count only at the  $\phi 2$  rate, but is able to toggle PB7 each time a count is completed. Thus while T2 can be conveniently conditioned to count pulses on an external line (ie PB6), T1 can produce an external square wave output; and in fact by wiring PB6 and PB7 together (and taking a 1k $\Omega$  load resistor to earth) counters T1 and T2 could be cascaded to give a 32 bit counter. As with timer T2, we will use specific examples to illustrate its operation.

#### PRECISION FREQUENCY GENERATOR

With minimal conditioning operations T1 may be set up to produce a square wave output on PB7 (pin 9 of SK5) of frequency between 10Hz and 250kHz.

T1's counting mode is determined by bits 6 and 7 of the Auxiliary Control Register. See Table 6.7. With bit 6 at one, the counter operates in the free running mode, while a zero will put it in the one-shot mode. Bit 7 determines whether there will be an output on PB7 (bit 7 = 1) or not (bit 7 = 0). Incidentally when PB6 or PB7 are selected for use with T2 or T1 this takes precedence over their use as input/output data channels for port B.

From Table 6.7 it may be seen that placing a one at bits 6 and 7 of the ACR conditions T1 for continuous output on PB7. This is arranged in such a way that the output of PB7 is inverted at the end of each count.

It only remains to place the required values for the count in T1's latch registers. These are written to at registers 4 (low order byte) and 5 (high order byte); and as with T2, writing the high order byte automatically causes the two values to be loaded into the counter, and counting to begin. When T1's counting registers reach zero, the polarity on PB7 is inverted, and the contents of the two latch registers again loaded into the counters, and so on.

This operation may be set up using the manual entry program of Table 6.1. As a test, place 192 into register 11 (setting bits 6 and 7 of the ACR), followed by 2 into register 4, and 0 into register 5. This should produce a square wave output on PB7 of period 8  $\mu\text{s}$ .

The length of the period is given by the expression  $T = 2(256A + B + 2) \mu\text{s}$ ; where  $A$  is the high order byte, and  $B$  the low order. The initial multiplication factor of 2 arises because of the toggling of the output effectively dividing the frequency by 2, and the additional 2 in the expression is associated with the time taken to load the counters etc.

It should be noted here that because of the configuration of the 6522's registers, the latches of timer T1 are written to at registers 4 and 5, but are read at 6 and 7. Data entered in register 4 actually appears on reading register 6, and similarly for 5 and 7. Reading registers 4 and 5 gives the current value of the count in progress. In the author's experience register 4 is particularly sensitive to good earthing of the 6522 and to good timing of chip select,  $\phi 2$  and  $R/W$ , and it is advisable to check that data written into register 4

```
60 REM INTERFACING UK101 PROGRAM 15
70 REM 6522 DIGITAL CAPACITANCE METER
80 PRINT" DIGITAL CAPACITANCE METER"
85 PRINT" USING NES55 DRIVING PB6 OF VIA"
86 PRINT:PRINT
90 INPUT" R IN KILOHMS";R.
100 P=61344
105 T=1110
110 POKEP+1,255
120 POKEP+8,255
130 ROKEP+9,255
140 FORQ=0T0T:NEXT
150 Y=PEEK(P+8)
160 Z=PEEK(P+9)
180 HZ=65535-Y-256*Z
190 IFHZ<3THENPRINT"OUT OF RANGE":GOTO110
195 IFHZ<10THENPRINT,"LOW PRECISION RESULT"
200 C=700/(HZ*R)
210 C=1000*C
230 Q=4
240 IFINT(C/10^Q)<1THENQ=Q-1:GOTO240
250 C=INT(.5+C/10^(Q-1))*10^(Q-1)
260 PRINT,C;
270 PRINTTAB(22);"NANOFARADS"
300 GOTO110
```

**Table 6.6. Digital capacitance meter program**

**Table 6.7. Functions of bits 6 and 7 of 6522 Auxiliary Control Register**

bit 7	bit 6	Mode
0	0	T1 one-shot mode—Generate a single time out interrupt each time T1 is loaded. Output to PB7 disable
0	1	T1 free-running mode—Generate continuous interrupts. Output to PB7 disabled
1	0	T1 one-shot mode—Generate a single time out interrupt and an output on PB7 each time T1 is loaded
1	1	T1 free-running mode—Generate continuous interrupts and toggle output on PB7

does actually appear at register 6. As a test, try for example the values 0 then 1. If these fail to write in correctly, a check should be made that C18 is in place, and that the extra earth connections described earlier are properly made—some experimentation may be required here.

Using the 6522 to toggle the output on PB7 allows the implementation of very precise frequency generation; although of course only frequencies corresponding to integral numbers of counts may be generated, and ultimately the accuracy is limited by that of the UK101's 8 MHz crystal, which on the author's machine was about 1 part in 3000.

The program listed in Table 6.8 implements the signal generator. It first requests a frequency, and then outputs the nearest frequency available (rounding down), and at the same time prints out the exact frequency actually produced (within the limits imposed by the 8 MHz crystal). It will be noted when using this program that at the high end of the scale, at 100 or 200 kHz, the choice available is somewhat limited. In fact one can either have a 4, 6, or 8  $\mu\text{s}$  time period. At lower frequencies, much greater choice is available, and in the 1 kHz region for example, the frequency may be adjusted in steps of about 2 Hz.

#### FREQUENCY COUNTER USING T1 AND T2

One of the limitations to the accuracy of the frequency counter described earlier is the timing loop used to produce the one second delay during which the signal to be measured is counted. A more precise way to implement such a delay for higher frequencies is to use timer T1 in the one shot mode. T2 could then be made to count pulses on PB6 for the duration of T1's count. Stopping the count on T2 at the moment when T1 times out may be accomplished using a pair of NAND gates as shown in Fig. 6.7. The first gate (i.c. 1a) is used to invert the output of PB7 since this goes low rather than high during the count period. The signal to be tested is applied to the second gate (i.c. 1b) with the result that an output to PB6 is produced only during the counting time of T1.

```

80 REM INTERFACING UK101 PROGRAM 16
90 REM PRECISION SQUARE WAVE GENERATOR
95 REM USING 6522 VIA
100 P=61344
110 POKEP+11,192
115 PRINT:PRINT:PRINT:PRINT
120 PRINT:PRINT:PRINT,"PRECISION SQUARE WAVE"
130 PRINT,"GENERATOR - O/P ON PB7 OF VIA"
135 PRINT:PRINT:PRINT
140 PRINT:PRINT" FREQ REQUIRED (10 - 250000 HZ)"
145 INPUTF
150 IFF>=10ANDF<=250000THEN180
160 PRINT:PRINT" OUT OF RANGE - ENTER AGAIN"
170 GOTO140
180 M=(500000/F)-2
190 N1=INT(H/256)
200 N2=INT(N-256*N1)
205 N3=256*N1+N2
210 F1=500000/(N3+2)
215 PRINT:PRINT" EXACT FREQ GENERATED =";
220 PRINTF1;" HZ"
225 PRINTTAB(20);"OR ";
230 PRINT1000/F1;" M SEC"
240 POKEP+4,N2
250 POKEP+5,N1
300 GOTO140

```

**Table 6.8. T1 frequency generator program**

A t.t.l. wave train is then applied at point X, and the program in Table 6.9 run. This puts the value 160 into register 11 of the VIA, setting bits 7 and 5 high, and conditioning T2 for input on PB6, and T1 for the one-shot mode with output on PB7. T2 and T1 are then both loaded with the value 65535 (by placing 255 into both low and high order bytes), so setting in motion both counters. After a wait, the program POKEs the input signal frequency to the screen with auto-ranging units, then repeats the sequence.

As with the frequency counter described earlier, signals must be below 250KHz, and be t.t.l. compatible. And again a prescaler may be used to extend the upper limit. As a simple example Fig. 6.8 shows a 7490 configured as a divide by ten counter which effectively extends the range up to about 2 MHz. The accuracy of this frequency counter ( $\pm 20$  Hz) is determined by the relatively short period (about 1/20 sec) during which the sample is taken. The only way around this with this method is to use software to extend the counting period to several count cycles of T1.

### THE USE OF INTERRUPTS

One obvious application of the 6522 VIA in the personal computer context is the implementation of a real time clock. There are many ways of achieving this. About the simplest would be to set either T1 or T2 counting down at the  $\phi 2$  rate, and inspect its count registers periodically, calculating the time accordingly. Such a procedure however will tie up the CPU rather more than is necessary, rendering the simultaneous running of other programs difficult if accurate timekeeping is to be achieved.

An alternative approach which does not suffer from this drawback is to use the 6502's interrupt facilities. An interrupt provides a way of drawing the CPU's attention to a particular situation at the instant that it occurs, without the CPU having to waste time in waiting loops, perpetually examining the state of various registers for a given occurrence.

The 6502 has two interrupt lines: the  $\overline{\text{NMI}}$  or non-maskable interrupt, and the maskable  $\overline{\text{IRQ}}$  line. When either of these is taken low by some external device, the CPU will shelve what it is doing and start the execution of a separate set of routines. When it has completed these it will return to where it left off, and continue until further interrupts are sensed. In the case of the maskable interrupt, the CPU will only take notice of the  $\overline{\text{IRQ}}$  line going low if the interrupt mask flag in the 6502's own status register is not set (ie at zero). This is not the case with NMI, which cannot be masked in this way, and is acted upon as soon as the CPU has completed the instruction that it was engaged upon when NMI was taken low.

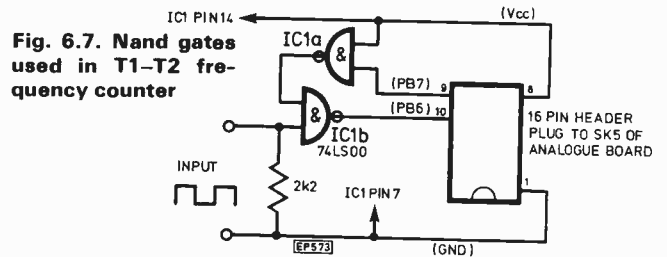
Interrupt facilities provided by the  $\overline{\text{IRQ}}$  line may be used in a number of ways. As an example, they might be used to signal to the CPU that new data had arrived at a particular

```

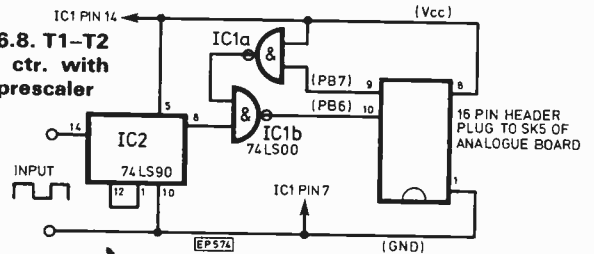
80 REM INTERFACING UK101 PROGRAM 17
90 REM FREQUENCY COUNTER USING T1 + T2
91 FORZ=1TO16:PRINT:NEXT
92 PRINT,"T1 T2 FREQUENCY COUNTER"
94 PRINTTAB(11)"('P' PRINTS - SPACE BAR EXITS)"
95 PRINTTAB(15)" ACCURACY +/- 20 HZ "
96 PRINT:PRINT:PRINT:PRINT
100 P=61344
120 POKEP+11,160
130 L2=255
140 L1=255
150 GOSUB4000
1000 F=(256*(C1+C2))/(256*L1+L2+1.5)
1010 N=INT(F*100000+.5)/100
1020 N1=0:IFN<1THENM=1000*N:N1=1
1040 GOSUB2000
1050 S=S+10
1060 NS="KH2":IFN1=1THENNS=" HZ"
1070 GOSUB2220
1080 GOSUB3000
1090 GOTO1000
2000 REM
2200 S=S+110
2210 NS=STR$(N)
2220 L=LEN(NS)
2240 FORM=1TOL
2250 POKES+M,ASC(MID$(NS,M,1))
2260 NEXT
2265 IFPEEK(S+M)=32THEN2280
2270 POKES+M,32:M=M+1:GOTO2265
2280 RETURN
3000 REM
3020 POKE530,1
3030 POKE57088,253
3040 IFPEEK(57088)=239THENPOKE530,0:END
3050 IFPEEK(57088)=253THENPRINT:PRINT
3060 POKE530,0
3080 RETURN
4000 REM
4100 POKEP+8,255
4110 POKEP+9,255
4120 POKEP+4,L2
4130 POKEP+5,L1
4142 FORZ=1TO1000:NEXT
4150 C1=255-PEEK(P+9)
4160 C2=255-PEEK(P+8)
4200 RETURN

```

**Table 6.9. T1-T2 frequency counter program**



**Fig. 6.7. Nand gates used in T1-T2 frequency counter**



**Fig. 6.8. T1-T2 freq. ctr. with ÷10 prescaler**

port, and should be read in at the earliest convenience. Alternatively they might be used in the implementation of what is called an interrupt driven clock. Essentially this uses a counter to pull the  $\overline{\text{IRQ}}$  line low at regular intervals, say 20 times every second. The interrupt routine can then count the number of times this occurs, and store the number of elapsed seconds, minutes and hours in RAM, returning to the main program when this has been done. Because interrupt handling routines are written in machine code, their execution times are usually very short. In the case of the interrupt-driven clock the CPU will only spend a few microseconds every 50 ms on timekeeping activities, so that this can provide a very efficient way of implementing a clock function on a microcomputer system.

Next month we will give a program which achieves this using the 6522 on the Analogue Board. But for now we will take a look at the general principles involved in using the  $\overline{\text{IRQ}}$  interrupt on the UK101.

## A SIMPLE INTERRUPT ROUTINE

As a simple illustrative example we will consider an interrupt program which just increments a given memory location when an IRQ interrupt occurs. And to keep the hardware very simple, we will take the  $\overline{\text{IRQ}}$  line low with a push button connected between  $\overline{\text{IRQ}}$  and ground (pins 1 and 8 of the UK101 expansion socket).

Interrupts can only be handled using machine code since there are no appropriate Basic commands, and in any case for interrupt servicing, speed of operation is usually of the essence. The central part of an interrupt program is the so-called interrupt service routine, to which the CPU is directed every time the  $\overline{\text{IRQ}}$  line is brought low. This must first of all save the contents of the 6502's operating registers by pushing them on to the stack. The 6502 automatically saves its program counter and status register in this way, so that it is only necessary to include instructions for saving the Accumulator and X and Y registers; and even this is only necessary if their contents will be disturbed by the main body of the interrupt service routine.

In this case the main body of the routine will simply increment a given memory location. And when this is complete, the interrupt routine must restore the contents of the 6502's operating registers and finally execute a return to the program on which it was engaged prior to interrupt.

Table 6.10 gives a listing of an interrupt service routine which performs these functions. It is located at 0230 hex, and will cause the data stored at 022F hex to be incremented each time an interrupt is sensed.

	0230 48	PHA
	0231 8A	TXA
	0232 48	PHA
<b>Table 6.10. Disassembler listing of simple interrupt service routine</b>	0233 EE2F02	INC \$022F
	0236 68	PLA
	0237 AA	TAX
	0238 68	PLA
	0239 40	RTI

The first command PHA pushes the contents of the accumulator on to the stack. Next the contents of the X register are transferred to the accumulator, and are themselves pushed on to the stack for later retrieval. In this particular example these three commands are not in fact necessary, since the main body of the interrupt service routine does not use either the accumulator or the X register, and so their contents do not need to be protected in this way. The instructions are included here to illustrate the principle involved; and if the Y register is to be used in the service routine, then its contents should also be preserved in the same way.

The next command, INC 022F, increments the contents of 022F, while the three which follow, PLA, TAX and PLA, restore the contents of the X register and then the accumulator. Note that there is an effective reversal of order here, since the stack works on a first-in last-out basis. The final command, RTI, causes a return to the main program.

Before this interrupt service routine can be used, the UK101's interrupt system must be initialised in two ways. Firstly the 6502's IRQ mask must be cleared. This is performed by executing the instruction CLI. In the example we will do this by setting up a two instruction subroutine at 0228 hex. This involves placing 58 hex (CLI) at 0228, and 60 hex. (RTS) at 0229. We can then jump to this subroutine to clear the interrupt mask. Clearing the mask in this way must be carried out as a subroutine of the main program, since using a systems Reset on the UK101 to get back into Basic, automatically resets the IRQ mask again. This is why taking the IRQ line low has no effect during the normal running of Basic or machine code programs—IRQ is masked.

The second part of the initialisation procedure involves the

UK101's IRQ vector. This is a location in RAM (01C0 hex, 448 dec) to which the CPU jumps when it accepts an IRQ request. We must load this location with an instruction that directs it to the interrupt service routine described above, which is located at 0230 hex. To do this, locations 01C0, 01C1 and 01C2 are loaded with 4C, 30 and 02 hex respectively, representing the instruction jump (JMP) to 0230.

We are now in a position to test the IRQ interrupt. To do this, the data in Table 6.11 should be entered at the locations indicated, using the UK101 Monitor. This effectively enters the CLI subroutine, the interrupt jump instruction at the IRQ vector, and the main interrupt service routine described above. When these are in, the BASIC program in Table 6.12 should be run. Lines 120-160 of this use the  $\text{USR}(X)$  call to clear the interrupt mask. The program then prints out a running count together with the contents of location 022F hex. It will be seen that this latter changes after the IRQ line has been brought low using the push button. It will of course not simply increment by one, since during the finite time that the button is pressed, the CPU will complete many cycles through the interrupt service routine. It will also be noted that during the time that the button is pressed, the BASIC program will pause, resuming operation when it is released.

In more usual interrupt applications, the interrupt would be initiated by a device such as a 6821 or 6522 which can be instructed to take the  $\overline{\text{IRQ}}$  line high again as soon as the CPU acknowledges the interrupt. This prevents the CPU getting involved in an endless loop of interrupts, and at the same time clears the way for fresh interrupt requests. This is the case with the interrupt driven clock to be described in the next issue.

	Address	Data	Function
<b>Table 6.11. Table of data for IRQ interrupt test</b>	01C0	4C	Replace Jump Instruction at IRQ Vector
	01C1	30	
	01C2	02	
	0228	58	Clear Interrupt Flag
	0229	60	
	0230	48	Interrupt Service Routine
	0231	8A	
	0232	48	
	0233	EE	
	0234	2F	
	0235	02	
	0236	68	
	0237	AA	
	0238	68	
	0239	40	

```

80 REM INTERFACING UK101 PROGRAM 18
90 REM BASIC PROGRAM FOR USE WITH
92 REM MACHINE CODE ROUTINES TO TEST
94 REM UK101 IRQ INTERRUPT
100 FORA=1TO16:PRINT:NEXT
105 PRINT,"IRQ TEST PROGRAM"
106 PRINT,"FOR USE WITH MACHINE CODE"
107 PRINT,"PROGRAM"
108 PRINT:PRINT"IF UK101 HANGS UP, CHECK MACHINE CODE"
120 POKE11,40
130 POKE12,2
160 X=USR(X)
162 PRINT"  IRQ MASK NOW DISABLED"
163 PRINT:PRINT
165 PRINT,"COUNT";"      022F"
166 PRINT
170 PRINT,B;"          ";PEEK(559)
180 B=B+1
190 FORC=1TO500:NEXT
200 GOTO170
    
```

**Table 6.12. Basic program for interrupt test**

**NEXT MONTH**, as well as the interrupt driven clock, we will cover analogue to digital conversion, and discuss applications of the 8 channel A/D converter on the UK101 Analogue Board.

## BIBLIOGRAPHY

- 6522 Data Sheet.
- L. Leventhal, 6502 Assembly Language Programming.
- R. Zaks, 6502 Applications Book.
- R. Zaks, Programming the 6502.



# TRAIN FOR SUCCESS

in Radio, Television & Electronics

ICS have helped thousands of ambitious people to move up into higher paid more secure jobs in the field of electronics - now it can be your turn. Whether you are a newcomer to the field or already working in the industry, ICS can provide you with the specialised training so essential to success.

## Personal Tuition and Guaranteed Success

The expert and personal guidance by fully qualified tutors, backed by the ICS guarantee of tuition until successful, is the key to our outstanding record in the technical training field. You study at the time and pace that suits you best and in your own home. In the words of one of our many successful students: "Since starting my course, my salary has trebled and I am expecting a further increase when my course is completed."

## City and Guilds Certificates

Excellent job prospects await those who hold one of these recognised certificates. ICS can coach you for:

Telecommunications Technicians  
Radio, T.V. Electronics Technicians  
Radio Amateurs  
Electrical Installation Work

## Diploma Courses

Colour T.V. Servicing  
CCTV Engineering  
Electronic Engineering & Maintenance  
Computer Engineering and Programming  
Radio, T.V. and Audio, Engineering & Servicing  
Electrical Engineering, Installations & Contracting

## Other Career Courses

A wide range of other technical and professional courses are available including GCE.

**FREE BOOK**

Post this coupon or 'phone today for free Electronics careers guide.

Name \_\_\_\_\_

Address \_\_\_\_\_


Age \_\_\_\_\_

**ICS**

To ICS, Dept 273H, Intertext House,  
London SW8 4UJ  
or telephone 01-622 9911 (all hours)

# From HAMEG...

## HM307



**£138**  
UK LIST  
EX VAT

## The first portable scope with a component tester.



Capacitor 33uF Transistor E-C Transistor B-E B-E 1uF + 68ohms

### Oscilloscope Specifications:

#### Y Deflection

Bandwidth: DC - 10 MHz (-3dB)  
Overshoot: Less than 1%  
Sensitivity: 5 mV - 20 V/cm  
Input Imp: 1 M ohm // 25pf

#### X Deflection

Timebase: 0.2s - 0.2 μs/cm  
Triggering 2 Hz - 30 MHz (3mm)  
Auto + level control  
Bandwidth: 2Hz - 1 MHz

### General Information

Component Tester:	For single components and <b>in circuit</b>
Callibrator:	0.2V ± 1% for probe alignment
Power Supplies:	Regulated including high voltage
A.C. Input:	110, 127, 220, 237, V.A.C., 50 - 60 Hz
Weight:	8-1/4 Lbs.
Size:	4-1/2" H x 8-3/8" W x 10-7/16" D

For further information on HAMEG's full range of top performance oscilloscopes, contact:

**HAMEG LTD.**  
74-78 Collingdon Street, Luton, Beds. LU1 1RX  
Tel: (0582) 413174

# MICRO-BUS

Compiled by DJD.

Appearing every two months, *Micro-Bus* presents ideas, applications, and programs for the most popular microprocessors; ones that you are unlikely to find in the manufacturers' data. The most original ideas often come from readers working on their own systems; payment will be made for any contribution featured.

**G**AMES are the main topic in this month's *Micro-Bus*; three games are presented, in BASIC for the Acorn Atom. The final topic shows how to obtain a continuously-changing display on the ZX80.

## THREE GAMES

The three games programs contain a large number of abbreviations to keep them compact, and those not familiar with the Atom may therefore find them difficult to follow. The following list of abbreviations will be helpful in understanding them:

F. FOR  
G. GOTO  
GOS. GOSUB  
IN. INPUT  
N. NEXT  
P. PRINT  
R. RND  
R. RETURN  
T. TOP

The lower-case letters, after line numbers, are used as labels referenced by the GOTO or GOSUB statements.

## SKI RUN

The first program, devised by *Tim Dobson* of Cambridge, simulates a ski run down a hill of random trees, with the aim of reaching a hut at the bottom of the slope. The skier is represented by a + sign, and the hut as a white block; see Fig. 1.



**Fig. 1.** Display for the Ski-run game; the skier, shown as a '+', attempts to reach the white hut.

The game starts by asking you to enter the speed, and this can be in the range 0 (fast) to 500 (slow). Then the slope is displayed, and after a short delay the skier starts down the hill. The CTRL and SHIFT keys cause the skier to go left or right respectively, in order to avoid the trees. If the skier collides with a tree you fail, and if he reaches the bottom of the

screen safely, but misses the hut, he starts again at the top. If, however, he succeeds in reaching the hut, he can attempt a second run with more trees on the hillside.

## PROGRAM OPERATION

The program, shown in Fig. 2, works by poking symbols directly to the Atom's screen memory. The variable S, contains the address of the start of the screen; a statement such as: S?P=30

pokes 30 into the Pth. screen location. First the program puts 15 trees at random places on the screen (line 25), and puts the skier at address R with a blank below him (line 30). Lines 40 to 100 then move the skier down the screen, testing for the CTRL and SHIFT keys, until he hits the hut or a tree. The expression ?#B001 gives a value of 191 if the CTRL key is pressed, and 127 if the SHIFT key is pressed. The old position of the skier is replaced by a blank (line 90), with a test to start again if the skier has reached the bottom, and the skier's new position is put in (line 100). Finally, there is a delay depending on K, the skill level.


**Fig. 2.** Ski-Run game, in BASIC, runs on an Acorn Atom.

```
5 P.$12"ski"$#80"run"  
10 @=3;S=#8000;V=32  
20aIN."SPEED(0-500)"K;U=15  
25xCLEAR0;F.T=1TOU;P=R.4511;S?P=30;N.  
30hR=S+39;?R=43;R?V=V  
35 S?477=127;F.T=1TO7000;N.  
40bP=R;IP?#B001=191R=R-1;G.C  
50 IP?#B001=127R=R+1;G.c  
60 R=R+V  
70cIF?R=30G.e  
80 IF?R=127G.f  
90 ?P=V;IFR>#81FFG.h  
100 ?R=43;F.Y=1TOK;N.;G.b  
110e?P=V;?R=158;P.$30"BAD LUCK"  
115 P."-YOU CRASHED ON"U" TREES";G.g  
120f?P=V;?#81BD=33;P.$30"WELL DONE I!"  
130 P."YOU MADE IT WITH"U" TREES"  
135 P."NOW TRY"U+2" TREES";U=U+2  
140 F.I=1TO7000;N.;G.x  
150gIN."ANOTHER GAME "$T.;IF?T.<>78G.a  
160 E.
```

## SNAKE

The second game tests your reactions and manual dexterity, and was written by *Chris Cant* of Edinburgh. It shows a snake moving around on the screen whose direction of movement can be changed by the keys: W (up), A (left), D (right), and Z (down). Digits appear at random on the screen, and if the snake collides with one of these its length increases by the value of the digit; see Fig. 3. The point of the game is to increase the length of the snake without allowing it to collide with itself.

The program, Fig. 4, includes a section of assembler, for the 6502, which scans the keyboard and detects whether the keys W, A,



**Fig. 3.** The snake, about to swallow a digit and increase its length.

D, or Z have been pressed. If a key-press is detected the routine stores the corresponding symbol, ↑, ←, →, or U, in memory location G (line 180). Initially, a snake consisting of a single > (code #3E) is set up moving from left to right across the screen (lines 300 to 330). The main program loop, lines 520 to 720, is then repeated for each move of the snake, until a collision occurs. Variables H and T contain the addresses of the head and tail of the snake, and array D contains offsets to move the snake in the four directions. The head is first moved (line 520), and the square it moves to is tested to make sure that it is not part of the snake (lines 525 and 527). The square is also tested to see if it contained a digit. If so, the score, W, is increased by the digit's value, and the tail of the snake is held still for this number of moves (line 536); the effect is to increase the length of the snake by the digit's value. Otherwise, the tail of the head is moved (lines 615 and 630).

The program then checks the keyboard by linking to the machine-code scan routine, LLO (lines 640 and 670). Variables O and F are used as counters to determine how long the digits remain on the screen, and time until another one appears (lines 700 to 740). A random digit is poked to the screen in lines 760 to 790.

## SNAKE STRATEGY

The snake coils around on the screen, so that if it moves off the top of the screen it will reappear at the bottom. Since the screen contains only 16 lines, it is very dangerous to travel vertically, and you are apt to bump into your own tail. Therefore, the best strategy is to move horizontally most of the time, only moving vertically for short periods to swallow digits. If you score more than about 40, congratulate yourself on excellent co-ordination!

**Fig. 4. Snake game for the Acorn Atom.** The assembler routine reads the keyboard; the BASIC section moves the snake.


```

5 REM SNAKE
10 DIM C4,G6,K6,LL3,D4
20 C1L=#151E3E3C;P.$21
30 D1L=#4000211F
40 G1L=#DFP700DF
50 G2S=0;G76=#F7
60 K1L=#1E3E0015
70 K7S=0;K76=#3C
100 REM assembler routine
120 F.I=1TO2;DIMP(-1)
130:LL0 LDY #10
140 :LL1 LDX #6
150 :LL2 STX #B000
160 LDA #B001
170 CMP G,X
172 BNE LL3
176 LDA K,X
180 STA G
190 :LL3 DEX
200 BNE LL2
210 DEY
220 BNE LL1
230 STY #B000
240 RTS
250:;N.I
300 B=#8000;W=5;P.$6;CLEAR0
320 ?#8022=#3E;H=#0022;T=H;J=2;@=32
330 O=0;F=13;S=5;Y=#40;Z=#1FF
520 DO H=(H+D?J-@)&Z
525 WAIT;Q=? (H+B)
527 IFQ=21ORQ=30ORQ=60ORQ=62G.e
530 IFQ<>Y E=Q-#30;W=W+E;S=S+E;O=0;F=1
533 I=0;WAIT;?(H+B)=C?J
536 IFS<1 S=S-1;G.a
600 WAIT;E=? (T+B)
610jI=I+1;IFC?I>E G.j
615 WAIT;?(T+B)=Y
630 T=(T+D?I-@)&Z
640a?G=2;LINKLL0;IF?G=2 G.s
670 WAIT;?(H+B)=?G;J=0
690mJ=J+1;IFC?J>?G G.m
700sO=O-1;F=F-1;IPO<0 G.t
720 ?(P+B)=Y;F=RND&#1F+2;U.O
740tIFF<0 U.O
760uP=RND&#1FF;IF?(P+B)<>#40 G.u
780 N=(28#9)+1;O=ABS(79&#1F)+15-N
790 ?(P+B)=#30+N;U.O
800e@=0;P.W SCORED."
850 IN."ANOTHER GAME"SG;IF?G=C"Y" G.20
900 P."CAN'T STAND THE PACE, EH?"
999 END.

```

**LAS VEGAS CRAPS**

The third game simulates the excitement of playing the dice game Craps at Las Vegas. It was written by *Alex van Someren* of Windsor, and it uses the Atom's low-resolution graphics to plot the two dice; see Fig. 5.



**Fig. 5. Dice display for the Craps game.**

**PROGRAM OPERATION**

The program for the Craps game is shown in Fig. 6. The program first asks you to make a bet. It then throws the dice, and you can watch your money increase or disappear depending on your luck.

The program uses a subroutine, r, to throw the dice and plot them on the screen, and this could be incorporated into many other games. P and Q are the numbers on each dice, and S is their sum. Routine q, lines 380 to 450, plots a dice at the current graphics-cursor position, and is called twice by subroutine r. Lines 100 to 200 form a jump table for the 11 different possible totals, 2 to 12, on the two dice.

**Fig. 6. Craps game, in BASIC, for an Acorn Atom.**

```

5 P.$12"LAS VEGAS CRAPS..."
6 P."-----"
10 DIM A(3);R=0
15 @=#0
40 P."PLEASE BET 0 TO END THE GAME;"
50 P."2,3,12 ARE LOSERS; 4,5,6,8,9,10 ARE POINTS."
60 P."
70 IN."ENTER YOUR BET";IF P=0 G.e
80 P."HERE ARE YOUR DICE";GOS.r
85 X=S;P.$30"
90 G.((S*10)+80)
100 G.t
110 G.t
120 G.p
130 G.p
140 G.p
150 G.w
160 G.p
170 G.p
180 G.p
190 G.w
200 G.t
210wP.S" A NATURAL:"YOU WIN "P" DOLLARS"
215 G.a
220tP.S" CRAPS:"YOU LOSE "P" DOLLARS"
230 F=-F
240aR=R+F
250 G.70
260pP.S" A POINT: I WILL ROLL AGAIN"
270 LI.#FFE3;GOS.r;P.$30"
275 IF S=7 G.t
280 IF S=K G.300
290 P.S" NO POINT: I WILL ROLL AGAIN";G.270
300 P.S" A WINNER!."THAT PAYS "2*P" DOLLARS"
310 F=2*F;G.a
320rP=ABS(R.#6)+1
330 Q=ABS(R.#6)+1
340 S=P+Q
345 CLEAR0
350 O=P;MOVE10,38;GOS.q
360 O=Q;MOVE40,38;GOS.q
370 R.
380qPLOT1,8,0;PLOT1,0,8
390 PLOT1,-8,0;PLOT1,0,-8
395 G.(O*5)+400)
405 PLOT9,4,4;PLOT8,-4,-4;R.
410 PLOT9,2,2;PLOT9,4,4;PLOT8,-6,-6;R.
415 GOS.405;G.410
418 PLOT9,2,6;PLOT9,4,-4;PLOT8,-6,-2;R.
420 GOS.418;G.410
425 GOS.415;G.418
430 PLOT9,2,4;PLOT9,4,0;PLOT8,-6,-4;G.420
450 PLOT9,4,4;PLOT8,-4,-4;R.
460eIPR>O."YOU NOW HAVE $"R;.E.
465 IPR<O."YOU ARE UNDER $"R;.E.
470 P."YOU CAME OUT AT $0";E.

```

When you are tired of tossing you can enter 0 for your bet, and see how you have fared overall.

**CONTINUOUS DISPLAY FOR ZX80**

The following program gives a continuously-updated display of the time on a ZX80; the same technique could be used to provide displays for games, simulations, or analysis programs. The program was submitted by *Mr. Duggins* of Birmingham, and what follows is based on his letter.

"Usually on the ZX80 information cannot be displayed on the screen unless the program is waiting for input from an INPUT statement, or has executed a STOP statement; this is because the display is software driven, and program execution cannot be maintained at the same time. To overcome this problem it was necessary to discover how the display operates."

**DISPLAY ROUTINE**

"The display routine is also the input routine, and is between addresses 013C and 01B5 (hex). The only useful part is a small subroutine at 01B0 (hex) which actually starts the display. A call to this routine generates one frame, down to the 24th display line. A second call to the routine must be made to finish the TV frame, and a vertical sync pulse must then be output to the TV. The duration of this pulse should be about 1ms, and the idea of the program is to use this time, once every 250 frames or 5 seconds, to update the display. The updating of the display actually takes slightly longer than 1ms, so there is an inevitable slight flicker.

**DIGITAL CLOCK**

"The digital clock program of Fig. 7 illustrates how to drive the display. The time is shown continuously, and is updated once every 5 seconds. It is accurate to about 2 minutes per day, but as the program stands there is no provision for a reset to 1 o'clock after 12 o'clock. The machine-code routine is entered by typing 'GO TO 250' and entering the codes shown in Fig. 8. Then set S, the seconds, M, the minutes, and H, the hours, to a convenient time using direct LET commands, type 'GO TO 10', and when the preset time is reached press NEWLINE to start the clock.

**Fig. 7. Digital clock program for the ZX80 uses a machine-code routine to give a continuous display.**

```

10 LET K=USR(17191)
20 CLS
30 LET S=S+5
40 IF S=60 THEN GO TO 100
50 FOR U=1 TO 2
60 NEXT U
70 IF M<10 THEN PRINT "TIME",H
;"0";M;"":S
75 IF M>9 THEN PRINT "TIME",H;
;"":M;"":S
80 LET K=USR(17232)
90 GO TO 20
100 LET S=0
110 LET M=M+1
120 IF M=60 THEN GO TO 200
130 GO TO 70
200 LET M=0
210 LET H=H+1
220 GO TO 70
250 FOR A=17191 TO 17243
260 INPUT I
270 POKE A,I
280 NEXT A

```

The BASIC part of the program is quite straightforward, except for the two USR calls. The first call, to address 17191, makes sure that there will be enough NEWLINE characters in the display file: from then on the machine-code is entered at 17232. The FOR . . . NEXT loop in lines 50-60 is used as a delay so that the TV is at the beginning of a frame, and the output from the ZX80 is therefore in sync with the TV: without this, the flicker is severe while the TV achieves sync.

**MACHINE-CODE**

The machine-code routine is shown as a decimal dump in Fig. 8. The display time depends on the byte at location 17201; in this case it is 250 frames. If more than 20 characters are to be printed by the routine, the byte at address 17196 should be increased by 1 for every extra character printed. With the program as it stands the machine code cannot be saved on cassette, but it only takes a few minutes to enter.

**Fig. 8. Machine code display routine, in decimal, for the ZX80.**

DECIMAL DUMP:	17191:	237	91	12	64	6	50	205	200	5	46
17201:	250	229	62	237	1	56	25	42	12	64	
17211:	203	252	205	176	1	43	62	232	14	55	
17221:	4	205	176	1	219	254	225	45	32	5	
17231:	201	211	255	24	220	6	90	16	254	211	
17241:	255	24	214								

# PATENTS REVIEW

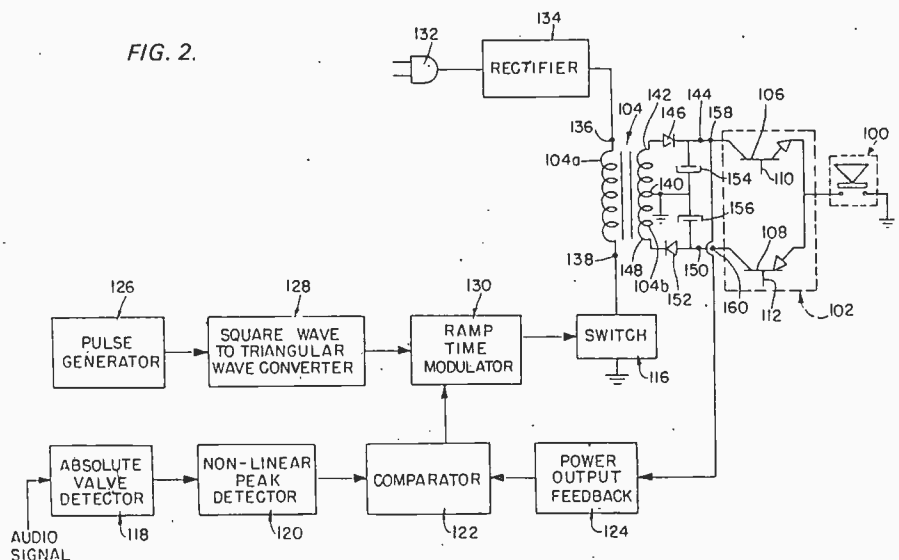
Copies of Patents can be obtained from:  
the Patent Office Sales, St. Mary Cray, Orpington, Kent. Price £1.45 each.

## AMP RE-VAMP

Arguably the most radical re-think in amplifier design since the switch from valves to transistors is patented by Robert Carver in International PCT application WO 80/01023. The Carver M400 power amplifier is already on sale in the USA and is now starting to attract attention in the UK. A cube, 7in in size and weighing less than 9lb, it can deliver a total of 500 watts of audio power and costs only 350 dollars. Yamaha of Japan produced a similar design and has now taken a licence under the Carver patent.

Another PCT patent from Robert Carver from the USA (WO 80/02219) gives details of the hitherto secret "sonic holography" circuitry that is built into the Carver pre-amplifier. This will be dealt with in a future issue. Copies of both patents can be referred to, free of charge, in the Science Reference Library attached to the British Patent Office, Southampton Buildings, Chancery Lane. Copies of the patents may be purchased, but *beware*. Because the applications are not routine British cases (they were filed from the USA under the World Patent Cooperation Treaty), the normal British flat-fee purchase price does not apply. Each patent is well over 100 pages in length and full copies can cost nearly £20 each!

The Carver power amplifier achieves high efficiency and low cost, small size and light weight by the clever combination of several techniques, some known and some apparently new. In a conventional high power amplifier the mains transformer accounts for much of the size, cost and weight. To reduce the weight by reducing the winding, also reduces inductance and thereby increases idling current which wastes power as heat. Carver uses a small transformer and switches the primary in and out of circuit so that it draws just sufficient power for the programme being reproduced. Figure 2 shows a simplified circuit in which transformer 104 is of low inductance and weighs 1/40th the weight of the transformer of a conventional power amplifier of comparable power rating. When a voltage is applied across primary 104a, the current reaches a pre-set maximum of around 20 amps within a few



microseconds. Switch 116 then opens to leave energy stored in the transformer windings as a collapsing magnetic field. This stored magnetic energy is analogous to the electrical energy stored in the capacitors of a conventional amplifier. Switch 116 opens and closes at high frequency, e.g. 20 kHz, and the time for which the switch remains open during each 50 micro-second cycle is controlled by tracking the audio signal as it is amplified at 102 for reproduction by speaker 100. Comparator 122 compares the audio signals arriving via detectors 118, 120 with a feedback signal at 124, while switch 116 is controlled by pulses from generator 126.

In this way the current pulses passing through primary 104a are ramped up to maximum amperage as the load requirement increases. Full power is achieved in about 200 micro-seconds. Thanks to this fast response time, the storage capacitors 154, 156 can be kept small and inexpensive.

Figure 5 shows a more sophisticated system with the secondary of transformer 500 tapped to provide a stepped positive and negative voltage output. Control of stepping is by SCR 508 which in turn is controlled by the audio input signal. So as the audio input amplitude increases the SCR conducts for long periods and at higher voltage level. Diodes D511-521 keep capacitors 542-550 charged at pre-set levels by current flowing through the transformer secondary.

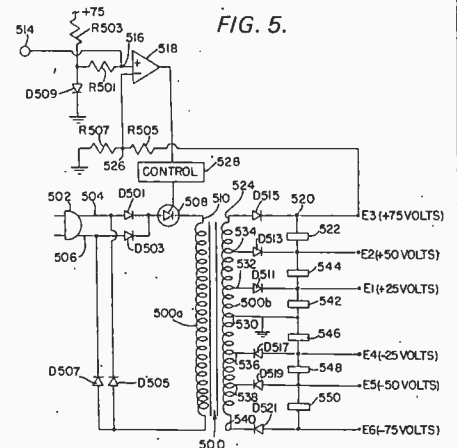
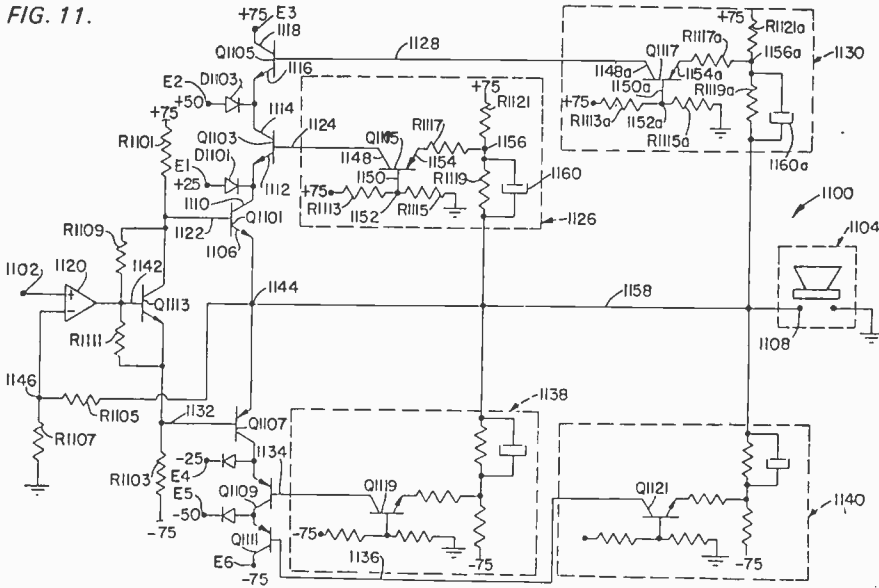


Figure 11 shows an amplifier 1100 designed to utilise such a stepped voltage power supply. NPN transistors Q1101, 1103 and 1105 amplify positive portions of the input signal; PNP transistors Q1107, 1109 and 1111 amplify the negative portions. Switches 1126, 1130, 1138 and 1140 control the conduction state of their associated transistors. When the signal voltage comes within a few volts of the 25 volt level, the first switch 1126 sends current to the base electrode 1124 of transistor Q1103. When the signal voltage comes close to 50 volts, the second switch 1130 makes transistor Q1105 conductive. In this way Q1101 takes power from the 25 volt line E1, Q1103 receives power



FIG. 11.

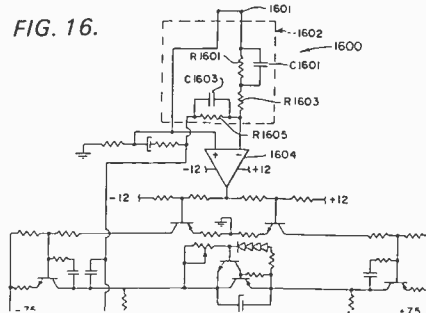


from the 50 volt line E2 and Q1105 takes power from 75 volt line E3. Voltage drop across the transistors is minimised and efficiency maximised.

Yet another feature of the Carver design is shown in Figure 15A. Crossover distortion is minimised by transistors Q1537, 1539, with diodes 1524, resistors R1520, 1521 and capacitor C1513. Together these form a bias network which keeps transistors Q1509 and Q1511 on the verge of conduction. Onset of audio input causes the transistors to conduct immediately without discontinuity of the audio output waveform.

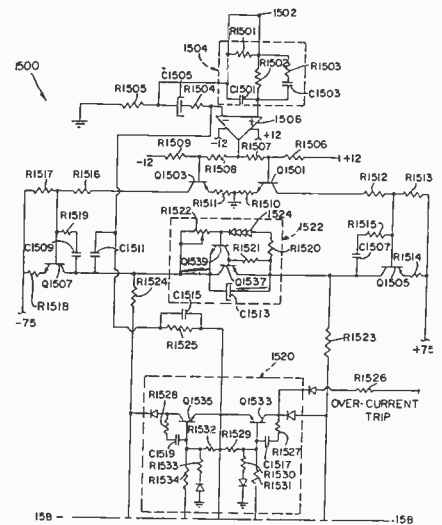
Finally Figure 16 shows another essential link in the Carver chain. One channel of the amplifier includes a network for shifting the phase of the incoming audio signal by 180°. Carver says that statistical analysis

FIG. 16.



of stereo programme material has shown that for most of the time the information in the left and right channels is similar and in phase. As a result conventional amplifiers place a heavy burden on one side of the

FIG. 15A.



power supply while leaving the other side idle. By inverting the phase of one channel, and thereafter processing the two channels in out-of-phase relationship, there is a marked gain in efficiency. Both positive and negative excursions of the power supply during each power cycle are fully employed. The inverter network of Figure 16 consists of capacitors C1601, 1603 and resistors R1601, 1603 and 1605 to drive the inverting terminals of operational amplifier 1604. Preferred values for the network components are listed towards the end of the book-sized patent document.

First reports suggest that the Carver amplifier works well. But r.f. interference created by the rapid duty cycle switching may prove a problem in the UK, where radiation regulations are very strict.

# Readout...

## A selection from our Postbag

Readers requiring a reply to any letter must include a stamped addressed envelope. Opinions expressed in Readout are not necessarily endorsed by the publishers of Practical Electronics.

### Frustration with Integration . . .

Sir—With reference to R. W. Coles introduction to the SG 1547 Power Supervisor in Semiconductor Update, March 1981 issue, I think a very interesting subject has been intentionally or unintentionally touched on. This being the design of discrete power supplies, or for that matter the design of anything discrete. Everything that is said in the first paragraph is very true, and the satisfaction gained from designing a piece of electronic apparatus and sorting out its problems must be likened to the latest "in thing" of computing and debugging programs.

However the crux of the matter is, as R. W. Coles says, why bother designing PSUs etc. when there are available a plethora of i.c.s which can do the job—but where is the satisfaction! Who, if anyone, would design for their own purposes discrete monostables, counters, op-amps etc. With such a range of i.c.s available, the average constructor has got to a stage where it's easier to select an i.c. rather than build it discretely, to see how it works and check on his own design theory, rather than accept a "black box" attitude.

Personally I have thought that since the 1970s that many constructors have moved away from the design table and have, rightly or wrongly, selected an i.c. for the job. This results in frustration when there is a problem to be tackled and there isn't an i.c. suitable for

that task. Like, for example, low supply voltage applications and low voltage dropout regulators in high quality audio.

Of course there is the other side of the coin—integration has opened up very interesting areas for the constructor which 10 years ago just would not have been considered. So while i.c.s have enhanced the constructors techniques, I think in some ways there has been a step in the wrong direction, away from designing at the discrete level. This situation could be helped with more articles in PE on design principles and concepts.

Geoffrey Pike,  
Co. Antrim.

*Point taken. Mr Pike, though there are other factors which we have to bear in mind when considering a project for publication. Cost, degree of constructional difficulty and the performance of the end product rank high on our list of priorities. This does mean as you pointed out that a large number of our projects are based around i.c.s. However, judging by the letters we receive, a good proportion of our readers DO know what goes on inside the "black boxes".*

*Our forthcoming series on Digital Design will help others to get to grips with the subject.—Ed.*



**SIMPLY AHEAD**  
and staying there

# The range grows bigger... better...

## New Profile Amplifiers - Two New Series

**MOSFET**



CHOOSE AN I.L.P. MOSFET POWER AMP when it is advantageous to have a faster slew rate, lower distortion at higher frequencies, enhanced thermal stability, the ability to work with complex loads without difficulty and complete absence of cross-over distortion. I.L.P.'s exclusive encapsulation technique within fully adequate heatsinks has been taken a stage further with specially developed computer-verified 'New Profile' extrusions. These ensure optimum operating efficiency from our new MOSFETS and are easier to mount. Connections via five pins on the underside. I.L.P. MOSFETS ARE IDENTICAL IN PERFORMANCE TO THE COSTLIEST AMPLIFIERS IN THIS EXCITING NEW CATEGORY BUT ARE ONLY A FRACTION OF PRICES CHARGED ELSEWHERE.

Model	Output Power RMS	Distortion Typical at 1kHz	Slew Rate	Rise Time	Signal/Noise Ratio DIN AUDIO	Price & VAT
MOS120	60W into 4-8Ω	0.005%	20V/μs	3μs	100dB	£25.88 + £3.88
MOS200	120W into 4-8Ω	0.005%	20V/μs	3μs	100dB	£33.46 + £5.02

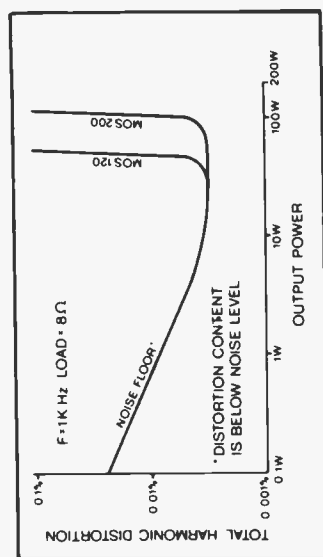
**BIPOLAR**

CHOOSE AN I.L.P. BIPOLAR POWER AMP where power and price are first consideration while maintaining optimum performance with hi-fi quality and wide choice of models. From domestic hi-fi to disco and P.A., for instrument amplification, there is an I.L.P. Bipolar to fill the bill, and as with our new Mosfets, we have encapsulated Bipolars within our New Profile extrusions with their computer-verified thermal efficiency and improved mounting shoulders. Connections are simple, via five pins on the underside and without our newest pre-amps and power supply units, it becomes easier than ever to have a system layout housed the way you want it.

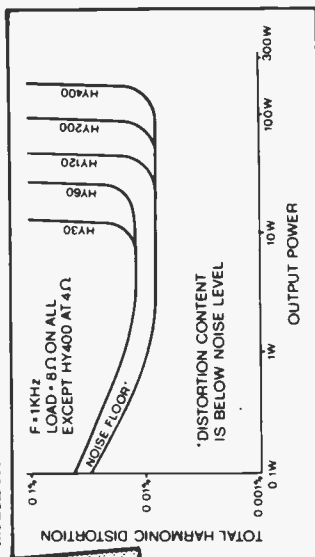
Model	Output Power RMS	Distortion Typical at 1kHz	Slew Rate	Rise Time	Signal/Noise Ratio DIN AUDIO	Price & VAT
HY30	15W into 4-8Ω	0.015%	15V/μs	5μs	100dB	£7.29 + £1.09
HY60	30W into 4-8Ω	0.015%	15V/μs	5μs	100dB	£8.33 + £1.25
HY120	60W into 4-8Ω	0.01%	15V/μs	5μs	100dB	£17.48 + £2.62
HY200	120W into 4-8Ω	0.01%	15V/μs	5μs	100dB	£21.21 + £3.18
HY400	240W into 4Ω	0.01%	15V/μs	5μs	100dB	£31.83 + £4.77



**I.L.P. POWER AMPS ARE ENCAPSULATED FOR THERMAL STABILITY AND LONGER LIFE**




Load impedance both models 100Ω  
4Ω-∞ Input sensitivity both 15Hz-100kHz-3dB  
models 500mV



Load impedance all models 4Ω-∞ Input impedance all models 100Ω  
Load sensitivity all models 500mV Frequency response all models 15Hz-90kHz-3dB

**THE NEW PROFILE EXTRUSIONS**

The introduction of standard heatsink extrusion for all I.L.P. power amplifiers achieves many advantages. Research shows they provide optimum thermal dissipation and stability. Slotted shoulders allow easy mounting; standardisation enables us to keep our prices competitive. Surfaces are matt black anodised for higher thermal conductivity. Extrusions vary in size according to module number.



# I.L.P. PRE-AMPS

HY6 (mono) and HY66 (stereo) are new to I.L.P.'s range of advanced audio modules. Their improved characteristics and styling ensure their being compatible with all I.L.P. power-amps both MOSFET and BIPOLAR, giving you chance to get the best possible reproduction from your equipment. HY6 and HY66 pre-amps are protected against short circuit and wrong polarity. Full assembly instructions are provided. Mounting boards are available as below.

Sizes - HY6 - 45 x 20 x 40 mm. HY66 - 90 x 20 x 40 mm. Active Tone Control circuits provide  $\pm 12$ dB cut and boost. Inputs Sensitivity - Mag. PU - 3mV; Mic - selectable 1-12mV; All others 100mV. Tape O/P - 100mV; Main O/P - 500mV; Frequency response - D.C. to 100KHz - 3dB.

HY6 mono £6.44 + 97p VAT Connectors included

HY66 stereo £12.19 + £1.83 VAT Connectors included

B6 Mounting Board for one HY6 78p + 12p VAT

B66 Mounting Board for one HY66 99p + 15p VAT

# I.L.P. POWER SUPPLY UNITS

Of the eleven supply units which comprise our current range, nine have toroidal transformers made in our own factory. Thus these I.L.P. power supply units are space-saving, more efficient and their better overall design helps enormously when assembling building. All models in the range are compatible with all I.L.P. amps and pre-amps with types to match whatever I.L.P. power amps you choose.

PSU30 + 15V at 100mA to drive up to 12 x HY6 or 6 x HY66 £4.50 + 0.68p VAT

PSU36 for use with 1 or 2 HY30's £8.10 + £1.22 VAT

PSU50 for use with 1 or 2 HY60's £10.94 + £1.64 VAT

PSU60 for use with 1 HY120 £13.04 + £1.96 VAT

PSU65 for use with 1 MOS120 £13.32 + £2.00 VAT

PSU70 for use with 1 or 2 HY120's £15.92 + £2.39 VAT

PSU75 for use with 1 or 2 MOS120 £16.20 + £2.43 VAT

PSU90 for use with 1 HY200 £16.20 + £2.43 VAT

PSU95 for use with 1 MOS200 £16.32 + £2.45 VAT

PSU180 for use with 1 HY400 or 2 HY200 £21.34 + £3.20 VAT

PSU185 for use with 1 or 2 MOS200 £21.46 + £3.22 VAT

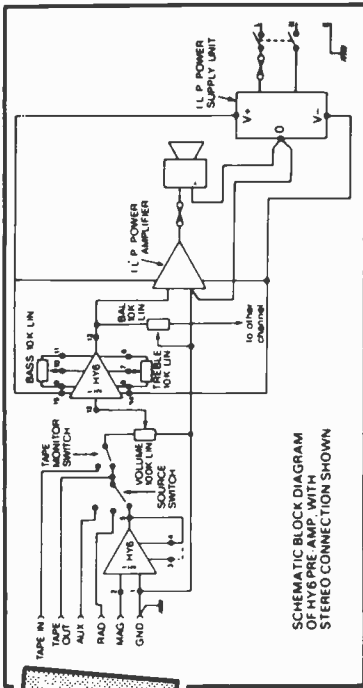
## ★ Freepost facility

When ordering or writing about I.L.P. products, you do not need to stamp the envelope. Mark it FREEPOST plus the code shown in the address below. We pay the postage for you.

## ★ TO ORDER

Send cheque or money order payable to I.L.P. Electronics Ltd and crossed. Or pay by ACCESS or BARCLAYCARD. Cash payments must be in registered envelope; if C.O.D. payment is wanted, please add £1.00 to TOTAL value of order.

COMPATIBLE WITH ALL I.L.P. MODULES



SCHEMATIC BLOCK DIAGRAM OF HY6 PRE-AMP WITH STEREO CONNECTION SHOWN

- DISTORTION TYPICALLY 0.005%
- S/N RATIO - 90dB (Mag. P.U. - 68 dB)
- 38 dB overload margin on Mag. P.U.
- LATEST DESIGN HIGH QUALITY CONNECTORS
- ONLY POTS, SWITCHES AND PLUGS/SOCKETS NEED ADDING
- NEEDS ONLY UNREGULATED POWER SUPPLY  $\pm 15$  to  $\pm 60$ V

IN A RANGE OF 11 MODELS USING LATEST TOROIDAL TRANSFORMERS

# 1971-1980 TEN YEARS OF PLANNED PROGRESS

When, in 1971, Ian L. Potts founded his now world-famous company, he saw the need for a different and more rational approach to exploiting to the full, the potential that lay in modular construction. New thinking was badly needed. The result was a range of modules revolutionary in concept. The rightness of this new thinking is shown by the size of the company today, its new factory, its vast exports, its acceptance by constructors as the modules to build with. The range grows bigger and better. Exciting new lines (in no way conflicting with existing ones) are well past drawing board stage. This is why I.L.P. are simply ahead and staying there.

# BRITAIN'S LEADING QUALITY MODULE SUPPLIERS

To: I.L.P. ELECTRONICS LTD, CANTERBURY CT2 7EP

Please supply

Total purchase price £

I enclose Cheque  Postal Orders  International Money Order


Please debit my Access/Barclaycard Account No.

NAME

ADDRESS

Signature

ALL UK ORDERS DESPATCHED POST FREE



PSU

NO QUIBBLE 5 YEAR GUARANTEE  
7 DAY DESPATCH ON ALL ORDERS  
BRITISH DESIGN AND MANUFACTURE  
FREEPOST SERVICE




# ELECTRONICS LTD.

FREEPOST 2 Graham Bell House, Roper Close, Canterbury, Kent CT2 7EP.  
Telephone (0227) 54778 (Technical (0227) 64723) Telex 965780

Available also from MARSHALLS, WATFORD ELECTRONICS and certain other selected retailers


## TD 500



This superb power amplifier module is a dual mode output configuration, i.e. Class AB low power primary power output stage, dumping power into a rugged class B 6 transistor output stage with inbuilt protection against open and short circuits and thermal overload. 500w into 2 ohms. Input sensitivity .775v RMS (odb) at 25K ohms. Freq. res. 30Hz-25KHz-1dB at full power. Size 7"x6 1/2"x 1 1/4". T.H.D. .1% max.

£57.00 inc VAT. 300w version £47.00

## TP 125 AMP




The TP125 power amplifier module will suit all applications where high power, quality and reliability are of utmost importance. Output power ratings using PS125 supply: 125w RMS cont. sine wave, 235w RMS square wave, both into 7.5 ohms. 79w RMS cont. and 145w RMS square wave into 15 ohms. Peak power greater than 300w. T.H.D. 2% @ 125w, 1% @ 50w ref. 1kHz. Size: 6"x6 1/2"x3". EXCELLENT VALUE £30.00.

## 1Kw DIMMER PAK

• Full wave control using 8A triacs • Moulded plastic case — completely insulated • 1Kw max load filament lamps or inductive loads • Easy clip-in fixing • Compact size: 4 3/4" x 1 3/16" x 2 3/8" (120 x 30 x 60mm). Cut out size: 4 1/8" x 7/8" (105 x 23mm).

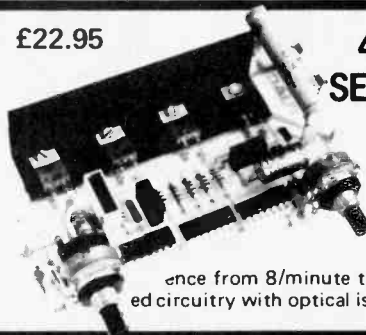
INCREDIBLE VALUE AT ONLY £16.95

Four way and eight way facing panels available as optional extras. Conforms to B.S.800.

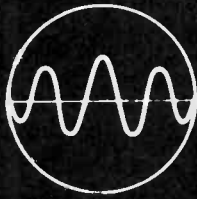


£22.95

## 4 CHANNEL SOUND SEQUENCE TO LIGHT CHASER - 4LSM1



• RCA 8a Triacs • 1000w per channel • Switched master control for sound operation from 1/2w to 125w • Speed control for fixed rate sequence from 8/minute to 50/sec • Full logic integrated circuitry with optical isolation for amp protection.



# TUAC

TUAC Ltd., 119 Charlmont Road, SW17  
Tel 01 672 3137 9080  
PRICE INCLUDES VAT. P+P FREE

TO ORDER BY POST. Make cheques/P.O.s payable to TUAC LTD. or quote Access/Barclaycard No. and post to TUAC LTD. 119 Charlmont Road, London SW17 9AB. We accept telephone orders from Access/Barclaycard Holders.

### TUAC MAIN DISTRIBUTORS

Birmingham, George Matthews, 85/87 Hurst St, (Tel: 622 1941).  
Buckinghamshire, Disco Barn Iver, 20 Thorney Lane South, (Tel: 653171).  
Canterbury, Socodi Music, 9 The Friars, (Tel: 60948).  
Cheshire, Cookies Disco Centre, 126 West St, Crewe, (Tel: 0270 214739).  
Edinburgh, Cruiser Sound Supplies, 13 Ferry Rd, Leith, (Tel: 554993).  
Exeter, Electrosure Ltd, Fore St, (Tel: 56687).  
Glasgow, Rock Electronics, 149 Glasgow Rd, Dumbarton, (Tel: 32588).

London, Session Music, 163 Mitcham Rd, Tooting SW17, (Tel: 672 3413).

London, Garland Brothers, Chesham House, Deptford Broadway, SE8. (Tel: 01-692 4412)  
Kingston, ABC Music, 56 Surbiton Rd, (Tel: 01-546 9877).  
Luton, Luton Disco Centre, 88 Wellington St, (Tel: 411733).  
Manchester, A1 Music, 88 Oxford St, (Tel: 236 0340).  
Middlesborough, Salscogen, 43 Borough Rd, (Tel: 242851).  
Swansea, Burns Electronic Amplification, 63 Ridgeway, Killay, (Tel: 27915).

# Rapid Electronics

TRANSISTORS		*Sold in packs of 5		REGULATORS		SOCKETS	
AC128	25p	BC212L*	45p	TIP3055	55p	78L05/12/15	30p
AC176	25p	BC214L*	45p	ZTX107*	60p	7805/12/15	60p
AD161	40p	BC547*	45p	ZTX108*	60p	7905/12/15	65p
AD162	40p	BC548*	45p	ZTX300*	75p	LM317T	180p
BC107*	50p	BD131	35p	2N2646	45p	LM323K	500p
BC108*	50p	BD132	35p	2N3053	23p		
BC108*	60p	BD139	35p	2N3055	50p		
BC109*	50p	BD140	35p	2N3702*	45p		
BC178	18p	BFY51	23p	2N3704*	45p		
BC182L*	45p	MJ2955	100p	2N3819	20p		
BC184L*	45p	TIP2955	60p	2N3905*	50p		
CMOS						SWITCHES	
4001	22p	4027	40p	4069	22p	Subminiature toggle.	
4007	25p	4040	85p	4071	25p	SPST 55p	SPDT 60p
4011	22p	4042	70p	4081	25p	Standard toggle SPST	35p
4013	45p	4046	100p	4093	55p	Slide switches	Miniature DPDT 14p
4016	35p	4049	35p	4511	100p	Standard DPDT 16p.	
4017	70p	4050	40p	4518	90p	Rotary switches	
4020	85p	4060	105p	4520	100p	IP12W, 2P6W, 3P4W or 4P3W	55p each.
4025	25p	4066	40p	4528	100p		
LINEAR CIRCUITS						CONNECTORS	
741	18p	LM380	80p	NE555	23p	Jack	Plug
CA3046	60p	LM381	120p	NE556	55p	2.5mm	10p
CA3080	70p	LM382	120p	SN76477	100p	3.5mm	10p
CA3130	90p	LM1458	40p	TBA800	80p	Standard	16p
CA3140	45p	LM1900	50p	TLO81	40p		
ICM7555	90p	LM3909	70p	TLO84	110p		
LF351	45p	LM3914	260p	XR2206	300p		
LF356	90p	LM3915	260p	ZN414	100p		
LM324	45p	LM13600	120p	ZN425E	390p		
OPTO Sold in packs of ten.				DIODES			
3mm or 5mm red	90p			Packs of ten.			
3mm or 5mm green	140p			IN4002	50p		
3mm or 5mm yell.	140p			OA91	60p		
20.3 or 5mm clips	50p			IN4148	30p		
				100 4148	180p		
RESISTORS Sold in packs of 10 per value.							
1W 5% carbon. 4.7Ω to 10M.	10p per pack.						
Resistor kit. 10 ea. value 4.7Ω to 1M (650 resistors).							
Potentiometers. 5K-1M log or lin.	480p						
Slide pots. 60mm travel. 5K-500K.	32p						
	63p						

**Rapid Electronics Limited**  
Hillcroft House, Station Road, Eynsford, Kent

## COMPUTER USER AIDS

Incorporating The UK101 User Group

### ★ HARDWARE

Programmable graphics: 128 user defineable graphics, any shape or character. Hi res pictures and animation specialised character sets, foreign alphabets & much more. No cuts are made to the existing board and the machine is kept perfectly standard.

**MEMBERS PRICE £59.00** (£67.85 inc. VAT).

Sound Generator: This very popular kit provides a true complex sound output for all games and other programs. Completely software controlled — easy to program in BASIC or M-C. Uses no RAM. Based on the friendly AY 3 8910 with 16 output ports.

**MEMBERS PRICE £34.95** (£40.20 inc. VAT).

### ★ SOFTWARE

Tried and tested software for the IOI.  
30 MAZE — Wander at will in 3 dimensions around this computer constructed maze. Compatible with CEGMON, MONUKO 2.

**MEMBERS PRICE £4.50** (£5.17 inc VAT).

Many of our programs now include SOUND for even greater enjoyment. Please contact us for details of all our software.

### ★ USER GROUP

This ever popular group welcomes members from any part of the world. Subscriptions are £4.60 inc. VAT (£5.00 overseas) per 6 months. Our quarterly newsletter contains news, reviews as well as soft & hardware tips. Apply now for our latest newsletter.

We have taken a SMALL stand (T7) at the Personal Computer World Show on 10-12th Sept. 1981. We hope to give members further details nearer the time.

Non Members please add 15% to prices quoted.

CALLERS BY APPOINTMENT ONLY

**9 Moss Lane, Romford Essex RM1 2QB.**  
(Romford 64954).

**NEW CAT** Our new fully illustrated 28 page catalogue now contains our vastly extended range of components. Just send 28p in stamps for your copy by return.

All prices exclude VAT. Please add 50p carriage on all orders for rapid despatch!

**OUT NOW!**



# CLEF ELECTRONIC MUSIC

## FIRST

FOR PIANOS  
FOR STRINGS  
FOR ROTORS  
FOR RHYTHM

### IF MUSIC IS YOUR INTEREST

Since 1972 Clef Products have consistently produced leading designs in the field of Electronic Musical Instruments, many of which have been published under the authorship of A. J. Boothman. With musical quality of paramount importance new techniques have been evolved and the latest musically valid technology has been incorporated into projects which have been successfully completed by constructors over a wide range of technical capability.

#### PIANOS

Kits or Manufactured  
SPECIALISTS SINCE 1972




The most advanced form of Touch Sensitive action simulating piano key inertia by patented technique.

#### SIX OCTAVES £207

(component kits include keyboard and may be purchased in four stages)

#### 7½ OCTAVES £232

Four mixable voices for serious tone variation plus electronic chorus and flanger effects. See lists for Cabinets, P.A. & Manufactured Pianos.



Back up TELEPHONE advice to our customers is available direct from the Designer of all kits advertised.

#### STRINGS

##### P.E. STRING ENSEMBLE

Versatile String Synthesizer with split keyboard facility and impressive voices. 49 note organ diode keyswitch system with four pitches plus two phase Chorus generator. Kit includes Swell Pedal.

COMPONENT KIT £169

#### ROTOR-CHORUS

Comprehensive two speed organ rotor simulator plus a three phase chorus generator on a single 8" x 5" p.c.b. The kit includes all components for mains operation and a stereo headphone driver p.c.b. Easily integrated with existing organ/amplifier system.

COMPONENT KIT £89.00

#### KEYBOARDS

Our Square Front Keyboards are chosen for their superior feel to the discerning musician whilst giving adequate physical strength for the high impact playing present in the Piano application.

49 NOTE C-C £25.00 QUANTITY  
73 NOTE F-F £39.00 ENQUIRIES  
88 NOTE A-C £47.00 WELCOME

#### MASTER RHYTHM

As published in Practical Electronics

FULLY PROGRAMMABLE  
TWENTY-FOUR PATTERNS  
EIGHT PARALLEL TRACKS  
TWELVE INSTRUMENTS  
SEQUENCE OPERATION



Kit includes all components to build this comprehensive User Programmable Rhythm Generator in an attractive metal case with finished case, hardware and wire.

KIT - £79.00 BUILT - £114.00

#### OUR PRICES INCLUDE V.A.T., CARRIAGE & INSURANCE

Please send S.A.E. for complete lists or use our telephone BARCLAYCARD service. Very competitive EXPORT rates - in Australia please contact JAYCAR in Sydney.

ALL INSTRUMENTS MAY BE SEEN IN OUR SHOW ROOM.

### CLEF PRODUCTS (ELECTRONICS) LIMITED

(Dept. P.E.) 44A Bramhall Lane South, Bramhall,  
Stockport, Cheshire SK7 1AH 061-439-3297

# AITKEN BROS.

35, HIGHBRIDGE, NEWCASTLE ON TYNE  
TEL. 0632 26729

#### Thandar Digital Multimeters

**HANDHELD**  
PDM35 3½ digit LED £39.68  
Carrying Case £1.73  
AC Adaptor £4.03  
TM354 3½ digit LCD £45.94  
Carrying Case £1.73  
TM352 3½ digit LCD £57.44  
Carrying Case £2.01

Post 75p

#### BENCH PORTABLE

DM235 3½ digit LED £60.38  
Carrying Case £8.86  
AC Adaptor £8.69  
DM350 3½ digit LED £83.38  
Carrying Case £8.86  
AC Adaptor £5.69  
DM450 4½ digit LED £113.85  
Carrying Case £8.86  
AC Adaptor £4.03  
TM351 3½ digit LCD £113.85  
Carrying Case £6.84  
TM353 3½ digit LCD £96.60  
Carrying case £6.84

Send SAE for full spec.  
All prices include leads.

#### Extra accessories

Universal test leads £11.27  
Nicsads for LED bench models £8.63  
40 Kv probe all models £34.44

Postage £1.00.

#### Oscilloscopes

CALSCOPE SUPER 6  
6 MHz bandwidth £186.30  
CALSCOPE SUPER 10  
10 MHz bandwidth dual  
trace £251.85  
THANDAR SC110  
10 MHz bandwidth portable £159.85

Carriage included in price.  
Send SAE for full spec.

#### Multimeters

KRT100 1K o.p.v. 10 ranges £5.50  
Y7206EN 20K o.p.v.  
19 ranges £11.95  
YN360TR 20K o.p.v. 19 ranges  
plus transistor tester £13.95  
7081GND 50K o.p.v.  
36 ranges £19.95  
EM20 20K o.p.v. 17 ranges  
mic case £19.50  
AT1020 20K o.p.v. 19 ranges  
plus transistor checker £15.95  
EM30 30K o.p.v. 17 ranges  
inc. case £23.95  
MM20 20K o.p.v. 22 ranges  
inc case, AC current £25.95  
MM50 50K o.p.v. 19 ranges  
inc case £32.50  
360TR 100K o.p.v.  
23 ranges £34.50  
MM100 100K o.p.v.  
22 ranges £42.50  
EM1500 20K o.p.v.  
21 ranges £49.95  
Carrying Cases  
MM100 £14.95  
EM1500 £10.30

Postage £1.00.

#### Frequency Counters

**HANDHELD**  
Thandar PFM200. LED.  
20Hz-200MHz £57.27  
GSC MAX 50 LED.  
100Hz-50MHz £56.35  
GSC MAX 550 LED.  
500Hz-550MHz £97.75  
GSC PS500 Prescaler. Extends  
range by ten times.

For max 50 £34.50  
Postage 75p.

#### BENCH PORTABLE

GSC 5001 Counter-timer £212.75  
GSC 6001 5Hz-650MHz £224.25  
Thandar TF200. LCD.  
10Hz-200MHz £166.75  
Thandar TP600 Pre-scaler  
600MHz £43.13

Postage £1.50.  
Send SAE for full spec.

#### Capacitance Meter

GSC 3001 1pf-199, 900uf £178.25  
Tri-Mode Comparator £178.25

Send SAE for full spec.  
Postage £1.50.

#### Generators

GSC 2001 Function 1Hz-100kHz.  
Sine Square Triangle £89.70  
GSC 4000 Pulse  
0.5Hz-5.0MHz £109.25  
Thandar TG105 Pulse  
5Hz-5MHz £97.75  
Thandar TG100 Function  
1Hz-100kHz £90.85  
GSC DPI Hand held digital  
pulsar £58.65

Post + Packing £1.00.

#### Logic Probes

GSC LP1 10MHz £35.65  
GSC LP2 1.5MHz £20.70  
GSC LP3 50MHz £56.35  
GSC LPK1 Kit 1.5MHz £13.70

Post + Packing 50p.  
Send SAE for full spec.

#### Solderless Breadboards

GSC EXP 325 £1.84, EXP350 £3.62,  
EXP650 £4.14, EXP48B £2.64,  
EXP 300 £6.61, EXP600 £6.95.

Postage 25p.

PB6 £9.95, PB100 £13.57, PB101  
£19.78, PB102 £26.39, PB103 £41.34,  
PB104 £55.14.

**Powered Boards**  
PB203 £68.94, PB203A £97.75,  
PB203AK Kit £79.35.

Postage £1.00.

#### Soldering Irons

**by Antex**  
TEMPERATURE CONTROLLED  
TCSUI Station with CTC iron + 2  
bits £43.96 Post £1.75  
Model CX - 17 watt £4.98  
Model C - 15 watt £4.83  
Model X25 - 25 watt £4.98  
ST3 Iron Stand £1.84

Post 40p.

All spares available.

Send SAE for list and full spec.



Education Establishment order accepted.  
Phone or send your ACCESS or BARCLAYCARD number.  
All prices include VAT.





NOW

# DOUGLAS TRANSFORMERS FROM TITAN

NEW FRANCHISE AT FANTASTIC PRICES - EX STOCK

WE GUARANTEE THESE PRICES TO BE UNBEATABLE ANYWHERE !!

<p>12/24V RANGE PRI 220/240V SEC: 0 12V 0V 12V</p> <table border="1"> <thead> <tr> <th>TYPE</th> <th>amps</th> <th>price</th> <th>p-p</th> </tr> <tr> <th></th> <th></th> <th>£</th> <th>£</th> </tr> </thead> <tbody> <tr><td>242</td><td>12v 24v</td><td>1.70</td><td>0.40</td></tr> <tr><td>213</td><td>1 0.50</td><td>2.32</td><td>0.70</td></tr> <tr><td>71</td><td>2 1</td><td>2.51</td><td>0.90</td></tr> <tr><td>18</td><td>4 2</td><td>3.42</td><td>1.43</td></tr> <tr><td>68</td><td>3 1.5</td><td>3.15</td><td>1.43</td></tr> <tr><td>85</td><td>5 2.5</td><td>5.52</td><td>1.43</td></tr> <tr><td>70</td><td>6 3</td><td>6.26</td><td>1.43</td></tr> <tr><td>108</td><td>8 4</td><td>7.36</td><td>1.73</td></tr> <tr><td>72</td><td>10 5</td><td>8.05</td><td>1.65</td></tr> <tr><td>116</td><td>12 6</td><td>8.57</td><td>1.90</td></tr> <tr><td>17</td><td>16 8</td><td>10.53</td><td>2.05</td></tr> <tr><td>115</td><td>20 10</td><td>13.69</td><td>2.05</td></tr> <tr><td>187</td><td>30 15</td><td>17.62</td><td>2.45</td></tr> <tr><td>232</td><td>40 20</td><td>25.16</td><td>3.50</td></tr> <tr><td>226</td><td>60 30</td><td>35.35</td><td>4.00</td></tr> </tbody> </table>	TYPE	amps	price	p-p			£	£	242	12v 24v	1.70	0.40	213	1 0.50	2.32	0.70	71	2 1	2.51	0.90	18	4 2	3.42	1.43	68	3 1.5	3.15	1.43	85	5 2.5	5.52	1.43	70	6 3	6.26	1.43	108	8 4	7.36	1.73	72	10 5	8.05	1.65	116	12 6	8.57	1.90	17	16 8	10.53	2.05	115	20 10	13.69	2.05	187	30 15	17.62	2.45	232	40 20	25.16	3.50	226	60 30	35.35	4.00	<p>15/30V RANGE PRI 220/240V SEC: 0 15V 15V 0V 15V 15V</p> <table border="1"> <thead> <tr> <th>TYPE</th> <th>amps</th> <th>price</th> <th>p-p</th> </tr> <tr> <th></th> <th></th> <th>£</th> <th>£</th> </tr> </thead> <tbody> <tr><td>112</td><td>1 0.50</td><td>2.47</td><td>0.95</td></tr> <tr><td>79</td><td>2 1.0</td><td>3.16</td><td>0.95</td></tr> <tr><td>3</td><td>4 2</td><td>5.64</td><td>1.43</td></tr> <tr><td>20</td><td>6 3</td><td>6.59</td><td>1.73</td></tr> <tr><td>21</td><td>8 4</td><td>7.80</td><td>1.73</td></tr> <tr><td>51</td><td>10 5</td><td>9.68</td><td>1.90</td></tr> <tr><td>117</td><td>12 6</td><td>10.97</td><td>2.05</td></tr> <tr><td>88</td><td>16 8</td><td>14.65</td><td>2.20</td></tr> <tr><td>89</td><td>20 10</td><td>16.93</td><td>2.35</td></tr> <tr><td>90</td><td>24 12</td><td>18.84</td><td>2.55</td></tr> <tr><td>91</td><td>30 15</td><td>21.56</td><td>2.65</td></tr> <tr><td>92</td><td>40 20</td><td>30.08</td><td>3.50</td></tr> </tbody> </table>	TYPE	amps	price	p-p			£	£	112	1 0.50	2.47	0.95	79	2 1.0	3.16	0.95	3	4 2	5.64	1.43	20	6 3	6.59	1.73	21	8 4	7.80	1.73	51	10 5	9.68	1.90	117	12 6	10.97	2.05	88	16 8	14.65	2.20	89	20 10	16.93	2.35	90	24 12	18.84	2.55	91	30 15	21.56	2.65	92	40 20	30.08	3.50	<p>25/50V RANGE PRI 120/220/240V SEC: 0 25V 25V 0V 25V 25V</p> <table border="1"> <thead> <tr> <th>TYPE</th> <th>amps</th> <th>price</th> <th>p-p</th> </tr> <tr> <th></th> <th></th> <th>£</th> <th>£</th> </tr> </thead> <tbody> <tr><td>102</td><td>1 0.50</td><td>2.88</td><td>1.43</td></tr> <tr><td>103</td><td>2 1.0</td><td>3.60</td><td>1.43</td></tr> <tr><td>104</td><td>4 2</td><td>7.04</td><td>1.73</td></tr> <tr><td>105</td><td>6 3</td><td>8.33</td><td>1.90</td></tr> <tr><td>106</td><td>8 4</td><td>11.18</td><td>1.90</td></tr> <tr><td>107</td><td>12 6</td><td>14.79</td><td>2.20</td></tr> <tr><td>118</td><td>16 8</td><td>20.49</td><td>2.55</td></tr> <tr><td>119</td><td>20 10</td><td>24.52</td><td>2.55</td></tr> <tr><td>109</td><td>24 12</td><td>29.39</td><td>3.50</td></tr> </tbody> </table>	TYPE	amps	price	p-p			£	£	102	1 0.50	2.88	1.43	103	2 1.0	3.60	1.43	104	4 2	7.04	1.73	105	6 3	8.33	1.90	106	8 4	11.18	1.90	107	12 6	14.79	2.20	118	16 8	20.49	2.55	119	20 10	24.52	2.55	109	24 12	29.39	3.50	<p>30/60V RANGE PRI 120/220/240V SEC: 0 30V 30V 0V 30V 30V</p> <table border="1"> <thead> <tr> <th>TYPE</th> <th>amps</th> <th>price</th> <th>p-p</th> </tr> <tr> <th></th> <th></th> <th>£</th> <th>£</th> </tr> </thead> <tbody> <tr><td>124</td><td>1 0.5</td><td>2.92</td><td>1.43</td></tr> <tr><td>126</td><td>2 1</td><td>5.78</td><td>1.43</td></tr> <tr><td>127</td><td>4 2</td><td>7.13</td><td>1.73</td></tr> <tr><td>125</td><td>6 3</td><td>10.73</td><td>1.90</td></tr> <tr><td>123</td><td>8 4</td><td>12.28</td><td>2.20</td></tr> <tr><td>40</td><td>10 5</td><td>15.55</td><td>2.20</td></tr> <tr><td>120</td><td>12 6</td><td>17.72</td><td>2.35</td></tr> <tr><td>121</td><td>16 8</td><td>25.09</td><td>2.65</td></tr> <tr><td>122</td><td>20 10</td><td>29.07</td><td>4.00</td></tr> <tr><td>189</td><td>24 12</td><td>33.51</td><td>4.60</td></tr> </tbody> </table>	TYPE	amps	price	p-p			£	£	124	1 0.5	2.92	1.43	126	2 1	5.78	1.43	127	4 2	7.13	1.73	125	6 3	10.73	1.90	123	8 4	12.28	2.20	40	10 5	15.55	2.20	120	12 6	17.72	2.35	121	16 8	25.09	2.65	122	20 10	29.07	4.00	189	24 12	33.51	4.60
TYPE	amps	price	p-p																																																																																																																																																																																																																								
		£	£																																																																																																																																																																																																																								
242	12v 24v	1.70	0.40																																																																																																																																																																																																																								
213	1 0.50	2.32	0.70																																																																																																																																																																																																																								
71	2 1	2.51	0.90																																																																																																																																																																																																																								
18	4 2	3.42	1.43																																																																																																																																																																																																																								
68	3 1.5	3.15	1.43																																																																																																																																																																																																																								
85	5 2.5	5.52	1.43																																																																																																																																																																																																																								
70	6 3	6.26	1.43																																																																																																																																																																																																																								
108	8 4	7.36	1.73																																																																																																																																																																																																																								
72	10 5	8.05	1.65																																																																																																																																																																																																																								
116	12 6	8.57	1.90																																																																																																																																																																																																																								
17	16 8	10.53	2.05																																																																																																																																																																																																																								
115	20 10	13.69	2.05																																																																																																																																																																																																																								
187	30 15	17.62	2.45																																																																																																																																																																																																																								
232	40 20	25.16	3.50																																																																																																																																																																																																																								
226	60 30	35.35	4.00																																																																																																																																																																																																																								
TYPE	amps	price	p-p																																																																																																																																																																																																																								
		£	£																																																																																																																																																																																																																								
112	1 0.50	2.47	0.95																																																																																																																																																																																																																								
79	2 1.0	3.16	0.95																																																																																																																																																																																																																								
3	4 2	5.64	1.43																																																																																																																																																																																																																								
20	6 3	6.59	1.73																																																																																																																																																																																																																								
21	8 4	7.80	1.73																																																																																																																																																																																																																								
51	10 5	9.68	1.90																																																																																																																																																																																																																								
117	12 6	10.97	2.05																																																																																																																																																																																																																								
88	16 8	14.65	2.20																																																																																																																																																																																																																								
89	20 10	16.93	2.35																																																																																																																																																																																																																								
90	24 12	18.84	2.55																																																																																																																																																																																																																								
91	30 15	21.56	2.65																																																																																																																																																																																																																								
92	40 20	30.08	3.50																																																																																																																																																																																																																								
TYPE	amps	price	p-p																																																																																																																																																																																																																								
		£	£																																																																																																																																																																																																																								
102	1 0.50	2.88	1.43																																																																																																																																																																																																																								
103	2 1.0	3.60	1.43																																																																																																																																																																																																																								
104	4 2	7.04	1.73																																																																																																																																																																																																																								
105	6 3	8.33	1.90																																																																																																																																																																																																																								
106	8 4	11.18	1.90																																																																																																																																																																																																																								
107	12 6	14.79	2.20																																																																																																																																																																																																																								
118	16 8	20.49	2.55																																																																																																																																																																																																																								
119	20 10	24.52	2.55																																																																																																																																																																																																																								
109	24 12	29.39	3.50																																																																																																																																																																																																																								
TYPE	amps	price	p-p																																																																																																																																																																																																																								
		£	£																																																																																																																																																																																																																								
124	1 0.5	2.92	1.43																																																																																																																																																																																																																								
126	2 1	5.78	1.43																																																																																																																																																																																																																								
127	4 2	7.13	1.73																																																																																																																																																																																																																								
125	6 3	10.73	1.90																																																																																																																																																																																																																								
123	8 4	12.28	2.20																																																																																																																																																																																																																								
40	10 5	15.55	2.20																																																																																																																																																																																																																								
120	12 6	17.72	2.35																																																																																																																																																																																																																								
121	16 8	25.09	2.65																																																																																																																																																																																																																								
122	20 10	29.07	4.00																																																																																																																																																																																																																								
189	24 12	33.51	4.60																																																																																																																																																																																																																								
<p>48/96V RANGE PRI 120/220/240V SEC: 0 48V 48V 0V 48V 48V</p> <table border="1"> <thead> <tr> <th>TYPE</th> <th>amps</th> <th>price</th> <th>p-p</th> </tr> <tr> <th></th> <th></th> <th>£</th> <th>£</th> </tr> </thead> <tbody> <tr><td>430</td><td>48v 96v</td><td>4.14</td><td>1.43</td></tr> <tr><td>431</td><td>2 1</td><td>7.22</td><td>1.73</td></tr> <tr><td>432</td><td>4 2</td><td>11.27</td><td>2.05</td></tr> <tr><td>433</td><td>6 3</td><td>14.47</td><td>2.20</td></tr> <tr><td>434</td><td>8 4</td><td>18.43</td><td>2.45</td></tr> <tr><td>435</td><td>10 5</td><td>26.16</td><td>2.65</td></tr> <tr><td>436</td><td>12 6</td><td>32.75</td><td>4.00</td></tr> <tr><td>437</td><td>16 8</td><td>35.77</td><td>4.60</td></tr> </tbody> </table>	TYPE	amps	price	p-p			£	£	430	48v 96v	4.14	1.43	431	2 1	7.22	1.73	432	4 2	11.27	2.05	433	6 3	14.47	2.20	434	8 4	18.43	2.45	435	10 5	26.16	2.65	436	12 6	32.75	4.00	437	16 8	35.77	4.60	<p>AUTOTRANSFORMERS 240/220 - 115V 65VA - 10 KVA</p> <table border="1"> <thead> <tr> <th>TYPE</th> <th>va</th> <th>price</th> <th>p-p</th> </tr> <tr> <th></th> <th></th> <th>£</th> <th>£</th> </tr> </thead> <tbody> <tr><td>25</td><td>65</td><td>3.82</td><td>1.10</td></tr> <tr><td>64</td><td>80</td><td>4.40</td><td>1.10</td></tr> <tr><td>4</td><td>150</td><td>5.64</td><td>1.43</td></tr> <tr><td>69</td><td>250</td><td>7.13</td><td>1.73</td></tr> <tr><td>53</td><td>350</td><td>8.97</td><td>1.90</td></tr> <tr><td>67</td><td>500</td><td>11.09</td><td>2.20</td></tr> <tr><td>83</td><td>750</td><td>12.42</td><td>2.20</td></tr> <tr><td>84</td><td>1000</td><td>16.89</td><td>2.65</td></tr> <tr><td>95</td><td>2KVA</td><td>31.26</td><td>4.00</td></tr> <tr><td>73</td><td>3</td><td>61.27</td><td>4.75</td></tr> <tr><td>57</td><td>5</td><td>87.42</td><td>6.60</td></tr> <tr><td>101</td><td>10</td><td>159.45</td><td>13.00</td></tr> </tbody> </table>	TYPE	va	price	p-p			£	£	25	65	3.82	1.10	64	80	4.40	1.10	4	150	5.64	1.43	69	250	7.13	1.73	53	350	8.97	1.90	67	500	11.09	2.20	83	750	12.42	2.20	84	1000	16.89	2.65	95	2KVA	31.26	4.00	73	3	61.27	4.75	57	5	87.42	6.60	101	10	159.45	13.00	<p>CASED AUTOTRANSFORMERS 240V LEAD IN: 115V 2PIN SOCKET OUT</p> <table border="1"> <thead> <tr> <th>TYPE</th> <th>va</th> <th>price</th> <th>p-p</th> </tr> <tr> <th></th> <th></th> <th>£</th> <th>£</th> </tr> </thead> <tbody> <tr><td>56W</td><td>20</td><td>5.52</td><td>0.58</td></tr> <tr><td>64W</td><td>80</td><td>7.53</td><td>1.43</td></tr> <tr><td>4W</td><td>150</td><td>9.63</td><td>1.73</td></tr> <tr><td>69W</td><td>250</td><td>11.98</td><td>1.90</td></tr> <tr><td>67W</td><td>500</td><td>18.67</td><td>2.20</td></tr> <tr><td>84W</td><td>1000</td><td>26.90</td><td>2.65</td></tr> <tr><td>95W</td><td>2000</td><td>48.45</td><td>7.00</td></tr> <tr><td>73W</td><td>3000</td><td>69.18</td><td>8.00</td></tr> </tbody> </table>	TYPE	va	price	p-p			£	£	56W	20	5.52	0.58	64W	80	7.53	1.43	4W	150	9.63	1.73	69W	250	11.98	1.90	67W	500	18.67	2.20	84W	1000	26.90	2.65	95W	2000	48.45	7.00	73W	3000	69.18	8.00	<p>LINE ADJUSTMENT AUTOTRANSFORMERS</p> <table border="1"> <thead> <tr> <th>TYPE</th> <th>va</th> <th>price</th> <th>p-p</th> </tr> <tr> <th></th> <th></th> <th>£</th> <th>£</th> </tr> </thead> <tbody> <tr><td>415C</td><td>50</td><td>2.13</td><td>0.58</td></tr> <tr><td>416C</td><td>100</td><td>3.13</td><td>1.10</td></tr> <tr><td>417C</td><td>200</td><td>3.65</td><td>1.43</td></tr> <tr><td>418F</td><td>350</td><td>5.63</td><td>1.43</td></tr> <tr><td>419F</td><td>500</td><td>6.13</td><td>1.73</td></tr> <tr><td>420E</td><td>750</td><td>7.60</td><td>1.90</td></tr> <tr><td>421F</td><td>1000</td><td>10.55</td><td>2.05</td></tr> </tbody> </table>	TYPE	va	price	p-p			£	£	415C	50	2.13	0.58	416C	100	3.13	1.10	417C	200	3.65	1.43	418F	350	5.63	1.43	419F	500	6.13	1.73	420E	750	7.60	1.90	421F	1000	10.55	2.05																																												
TYPE	amps	price	p-p																																																																																																																																																																																																																								
		£	£																																																																																																																																																																																																																								
430	48v 96v	4.14	1.43																																																																																																																																																																																																																								
431	2 1	7.22	1.73																																																																																																																																																																																																																								
432	4 2	11.27	2.05																																																																																																																																																																																																																								
433	6 3	14.47	2.20																																																																																																																																																																																																																								
434	8 4	18.43	2.45																																																																																																																																																																																																																								
435	10 5	26.16	2.65																																																																																																																																																																																																																								
436	12 6	32.75	4.00																																																																																																																																																																																																																								
437	16 8	35.77	4.60																																																																																																																																																																																																																								
TYPE	va	price	p-p																																																																																																																																																																																																																								
		£	£																																																																																																																																																																																																																								
25	65	3.82	1.10																																																																																																																																																																																																																								
64	80	4.40	1.10																																																																																																																																																																																																																								
4	150	5.64	1.43																																																																																																																																																																																																																								
69	250	7.13	1.73																																																																																																																																																																																																																								
53	350	8.97	1.90																																																																																																																																																																																																																								
67	500	11.09	2.20																																																																																																																																																																																																																								
83	750	12.42	2.20																																																																																																																																																																																																																								
84	1000	16.89	2.65																																																																																																																																																																																																																								
95	2KVA	31.26	4.00																																																																																																																																																																																																																								
73	3	61.27	4.75																																																																																																																																																																																																																								
57	5	87.42	6.60																																																																																																																																																																																																																								
101	10	159.45	13.00																																																																																																																																																																																																																								
TYPE	va	price	p-p																																																																																																																																																																																																																								
		£	£																																																																																																																																																																																																																								
56W	20	5.52	0.58																																																																																																																																																																																																																								
64W	80	7.53	1.43																																																																																																																																																																																																																								
4W	150	9.63	1.73																																																																																																																																																																																																																								
69W	250	11.98	1.90																																																																																																																																																																																																																								
67W	500	18.67	2.20																																																																																																																																																																																																																								
84W	1000	26.90	2.65																																																																																																																																																																																																																								
95W	2000	48.45	7.00																																																																																																																																																																																																																								
73W	3000	69.18	8.00																																																																																																																																																																																																																								
TYPE	va	price	p-p																																																																																																																																																																																																																								
		£	£																																																																																																																																																																																																																								
415C	50	2.13	0.58																																																																																																																																																																																																																								
416C	100	3.13	1.10																																																																																																																																																																																																																								
417C	200	3.65	1.43																																																																																																																																																																																																																								
418F	350	5.63	1.43																																																																																																																																																																																																																								
419F	500	6.13	1.73																																																																																																																																																																																																																								
420E	750	7.60	1.90																																																																																																																																																																																																																								
421F	1000	10.55	2.05																																																																																																																																																																																																																								
<p>MAINS ISOLATORS (SAFETY SCREEN)</p> <table border="1"> <thead> <tr> <th>TYPE</th> <th>va</th> <th>price</th> <th>p-p</th> </tr> <tr> <th></th> <th></th> <th>£</th> <th>£</th> </tr> </thead> <tbody> <tr><td>149F</td><td>60</td><td>7.35</td><td>1.73</td></tr> <tr><td>150F</td><td>100</td><td>8.61</td><td>1.73</td></tr> <tr><td>151F</td><td>200</td><td>12.15</td><td>2.05</td></tr> <tr><td>152F</td><td>250</td><td>14.75</td><td>2.20</td></tr> <tr><td>153F</td><td>350</td><td>18.22</td><td>2.55</td></tr> <tr><td>154F</td><td>500</td><td>22.70</td><td>2.65</td></tr> <tr><td>155F</td><td>750</td><td>32.08</td><td>7.00</td></tr> <tr><td>156F</td><td>1000</td><td>41.26</td><td>7.00</td></tr> </tbody> </table>	TYPE	va	price	p-p			£	£	149F	60	7.35	1.73	150F	100	8.61	1.73	151F	200	12.15	2.05	152F	250	14.75	2.20	153F	350	18.22	2.55	154F	500	22.70	2.65	155F	750	32.08	7.00	156F	1000	41.26	7.00	<p>MAINS ISOLATORS (SAFETY SCREEN)</p> <table border="1"> <thead> <tr> <th>TYPE</th> <th>va</th> <th>price</th> <th>p-p</th> </tr> <tr> <th></th> <th></th> <th>£</th> <th>£</th> </tr> </thead> <tbody> <tr><td>243F</td><td>60</td><td>7.35</td><td>1.43</td></tr> <tr><td>244F</td><td>100</td><td>8.61</td><td>1.73</td></tr> <tr><td>245F</td><td>200</td><td>12.15</td><td>2.05</td></tr> <tr><td>246F</td><td>250</td><td>14.75</td><td>2.20</td></tr> <tr><td>247F</td><td>350</td><td>18.22</td><td>2.55</td></tr> <tr><td>248F</td><td>500</td><td>22.70</td><td>2.65</td></tr> <tr><td>249F</td><td>750</td><td>32.08</td><td>7.00</td></tr> <tr><td>250F</td><td>1000</td><td>41.26</td><td>8.00</td></tr> </tbody> </table>	TYPE	va	price	p-p			£	£	243F	60	7.35	1.43	244F	100	8.61	1.73	245F	200	12.15	2.05	246F	250	14.75	2.20	247F	350	18.22	2.55	248F	500	22.70	2.65	249F	750	32.08	7.00	250F	1000	41.26	8.00	<p>MAINS ADAPTORS 13 amp plug in type. Reversible spider jack lead.</p> <table border="1"> <thead> <tr> <th>TYPE</th> <th>va</th> <th>price</th> <th>p-p</th> </tr> <tr> <th></th> <th></th> <th>£</th> <th>£</th> </tr> </thead> <tbody> <tr><td>100</td><td>6-7.5-9v</td><td>2.85</td><td>0.58</td></tr> <tr><td></td><td>Regulated</td><td>3.85</td><td>0.58</td></tr> <tr><td>101</td><td>6-7.5-9v</td><td>4.70</td><td>0.58</td></tr> </tbody> </table>	TYPE	va	price	p-p			£	£	100	6-7.5-9v	2.85	0.58		Regulated	3.85	0.58	101	6-7.5-9v	4.70	0.58																																																																																																																					
TYPE	va	price	p-p																																																																																																																																																																																																																								
		£	£																																																																																																																																																																																																																								
149F	60	7.35	1.73																																																																																																																																																																																																																								
150F	100	8.61	1.73																																																																																																																																																																																																																								
151F	200	12.15	2.05																																																																																																																																																																																																																								
152F	250	14.75	2.20																																																																																																																																																																																																																								
153F	350	18.22	2.55																																																																																																																																																																																																																								
154F	500	22.70	2.65																																																																																																																																																																																																																								
155F	750	32.08	7.00																																																																																																																																																																																																																								
156F	1000	41.26	7.00																																																																																																																																																																																																																								
TYPE	va	price	p-p																																																																																																																																																																																																																								
		£	£																																																																																																																																																																																																																								
243F	60	7.35	1.43																																																																																																																																																																																																																								
244F	100	8.61	1.73																																																																																																																																																																																																																								
245F	200	12.15	2.05																																																																																																																																																																																																																								
246F	250	14.75	2.20																																																																																																																																																																																																																								
247F	350	18.22	2.55																																																																																																																																																																																																																								
248F	500	22.70	2.65																																																																																																																																																																																																																								
249F	750	32.08	7.00																																																																																																																																																																																																																								
250F	1000	41.26	8.00																																																																																																																																																																																																																								
TYPE	va	price	p-p																																																																																																																																																																																																																								
		£	£																																																																																																																																																																																																																								
100	6-7.5-9v	2.85	0.58																																																																																																																																																																																																																								
	Regulated	3.85	0.58																																																																																																																																																																																																																								
101	6-7.5-9v	4.70	0.58																																																																																																																																																																																																																								

SEND TODAY 50p (REFUNDABLE WITH FIRST ORDER) FOR CATALOGUE  
**TITAN TRANSFORMERS AND COMPONENTS**  
Dept. P.E. CENTRAL HALL CHAMBERS GRIMSBY S. HUMBERSIDE  
MAIL ORDER - PRICES INCLUDE 15% VAT

## RADIATION DETECTORS

BE PREPARED WITH THIS DETECTOR

Recommended for General use.  
CIVIL DEFENCE ● FIRE SERVICES ● MEDICAL

VIEW THRU LENS

R

- THIS DOSIMETER WILL AUTOMATICALLY DETECT GAMMA AND X-RAYS.
- UNIT IS SIZE OF FOUNTAIN PEN AND WILL CLIP IN TOP POCKET.
- PRECISION INSTRUMENT, METAL CASED, WEIGHT 2oz.
- CONTAINS 3 LENSES. ■ RUGGED CONSTRUCTION.
- MANUFACTURERS CURRENT PRICE OF A SIMILAR MODEL OVER £25 EACH.

British design and manufacture. Tested, calibrated and guaranteed. Ex-stock delivery by return.

Standard model  
0-5 or 0-50R  
ONLY  
**£6.95** inc. VAT  
Post & Packing 60p

Be prepared, buy whilst available.

**HENRY'S**  
404 EDGWARE ROAD,  
LONDON W2 1ED



**CELESTION**

CB Antenna & Accessories in stock now!!

Special offer Disco Driver 80 £27.95

Stockists of leading makes of Disco Units & Lighting Equipment.

CITRONIC, FAL, TK, ICE, OPTIKINETICS, PLUTO.

Give your cabinets the professional finish.

Send 2 x 14p stamps for illustrated catalogue.

**RICHARD ALLAN**

WE SELL FANE GOODMAN High quality power speakers 12 in 50W 8 ohms 12 in 50W 16 ohms 12 in 80W 8 ohms 12 in 80W 16 ohms 15 in 150W 8 ohms 15 in 150W 16 ohms

PIEZO HORN TWEETERS Up to 100 watts each. No over required. Flared Horns. Mid range. Flared Horns. In stock now. Large range of speakers: public address equipment, microphones, mixers, ham equipment. Heavy chromed Floor Stand Boom Arm Echo Chamber. Analogue Echo Chamber.

£9.95 £8.50 £59.95 £69.95

**CROSSOVERS**

100W	8 ohm	2 way
100W	8 ohm	3 way
80W	8 ohm	4 way
60W	8 ohm	2 way

All prices include VAT at 15%. Mail Orders welcome.

**MUSICRAFT**  
303 EDGWARE ROAD, LONDON W.2 ENGLAND  
TELEPHONE: 01-402 9729 / 01-402 2898

## 27/28 MHZ CONVERTER

AS FEATURED IN MARCH ISSUE OF PRACTICAL ELECTRONICS

Kit of Parts Price £21 inclusive.

Built and Tested Price £28 inclusive.

CB ACCESSORIES, AERIALS ETC  
ALSO AVAILABLE

COMPUTERS GAMES BOOKS  
PLEASE SEND STAMPED ADDRESSED ENVELOPE WITH ALL ENQUIRIES.



**N.I.C**

UNIT 9, 61 BROAD LANE, LONDON N15 4DJ  
Day 01-808 0377; Eve 01-889 9736



(PE)













# Wilmslow Audio

**THE firm for speakers!**

**SEND 50p FOR THE WORLD'S BEST CATALOGUE OF SPEAKERS, DRIVE UNITS, KITS, CROSSOVERS ETC. AND DISCOUNT PRICE LIST.**

AUDAX ● AUDIOMASTER ● BAKER ● BOWER & WILKINS ● CASTLE ● CELESTION ● CHARTWELL ● COLES ● DALESFORD ● DECCA ● EAGLE ● ELAC ● EMI ● FANE ● GAUSS ● GOODMAN'S ● HARBETH ● ISOPHON ● I.M.F. ● JORDAN ● JORDAN WATTS ● KEF ● LOWTHER ● MCKENZIE ● MISSION ● MONITOR AUDIO ● MOTOROLA ● PEERLESS ● RADFORD ● RAM ● ROGERS ● RICHARD ALLAN ● SEAS ● SHACKMAN ● STAG ● TANNOY ● VIDEOTONE ● WHARFEDALE ●

**WILMSLOW AUDIO (Dept. P.E.)**

**35/39 CHURCH STREET, WILMSLOW, CHESHIRE**

Tel: 0625 529599

FOR MAIL ORDER & EXPORT OF DRIVE UNITS, KITS ETC.

Tel: 0625 526213

(SWIFT OF WILMSLOW) FOR HI-FI & COMPLETE SPEAKERS

## PRACTICAL ELECTRONICS PROJECTS

PHASER UNIT	(April 1979) Complete kit as specified inc. box	£17.45
SUSTAIN UNIT	(Oct. 1977) Complete kit as specified inc. box	£9.45
SMOOTH FUZZ	(Sept. 1979) Complete kit as specified inc. box	£9.45
<small>(All parts available separately. Send S.A.E. for list)</small>		
ORION AMPLIFIER	Complete set of semiconductors	£9.75
	Quality glass fibre p.c.d. printed with component locations	£3.50
PE TV SOUND SEPARATOR	Complete set of semiconductors	£2.30
	High quality glass fibre p.c.b.	£1.50
	Murata filters: SFE6 OMA 50p, CDA6 OMC 50p.	

POSTAGE & PACKING 25p per order.

Orders over £10.00 post free.

PRICES DO NOT INCLUDE VAT. Add 15% to all prices.

MAIL ORDER ONLY

CALLERS BY APPOINTMENT

## DAVIAN ELECTRONICS

13 DEEPDALE AVENUE, ROYTON, OLDHAM OL2 6XD.

### COMPONENT BARGAINS

Equipment manufacturer offers limited amount of excess stock at unbeatable prices. All devices new and guaranteed.

<b>Displays</b>		
NSB 3882, 0.3 3/4 digits/C. Anode		300p
<b>Integrated Circuits</b>		
Counter/Driver ZN1040E		450p
N7493N		28p
LM340T-5, volt. reg.		74p
<b>Transistors</b>		
ZTX 302 (BC 337)		12p
ZTX 502 (BC 327)		12p
<b>Switches</b>		
6-way mini DIP		70p
8-way mini DIP (ERG)		100p
SPDT slide switch		12p
<b>Capacitors</b>		
Tantalum bead 25V, 3.3µF		14p
Electrolytic 25V, 47µF or 100µF		7p
<b>Resistors</b>		
8 way SIP (9 pin) 2K2		36p
1W carb. film BTF4 - 68R, 270R, 1K, 820R, 1K5, 4K7, 10K, 27K, 33K, 47K, 100K, 4m7. (pks of 50 not mixed)		1p

Add VAT at 15% to all prices and 50p for p&p UK.

Telephone order (Access or Barclay) or mail to:

Enviro Systems Ltd,  
Hampfell Road, Grange-over-Sands, Cumbria.  
Tel. 04484-4233/4

## THESE SPACE INVADERS WILL ALARM YOU

The price won't

### CA-90

CASIO'S MOST AMAZING WATCH EVER

**Display:** Hours, minutes, seconds, am/pm, day and date, 12 or 24 hour format.

**Auto Calendar:** Day, date, month, year.

**Alarm:** 24 hour system. Buzzer.

**Hourly chimes:** Time signal every hour, on the hour. Easily switched on or off.

**Professional stopwatch:** Lap times etc, from 1/100 second to 24 hours.

**Dual time:** Second time zone.

**Calculator:** 8 digits, four functions, with constants and display symbols.

**DIGITAL SPACE INVADER GAME** with sound effects and scoring.

**Water resistant resin case, 10.6mm thick. Mineral glass face. Nightlight.**



**ALL THIS FOR ONLY £24.95**

The random digital invaders attack from the bottom right and move across the display. Every time you tap AIM your missile number, top right, progresses by 1. When your missile number coincides with an invader, tap FIRE and that spaceship will disappear, adding to your score. The game is over if 3 of the 16 spaceships in an encounter penetrate your defences.

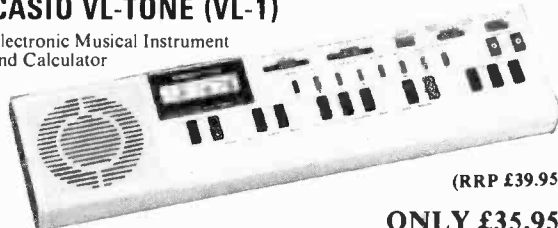
There are 2 stages, each stage having 9 encounters. In stage 1 the game speeds up with each encounter and in stage 2 the invaders attack from a closer position. After stage 2 the game reverts to stage 1 but the score, displayed after each encounter, is incremental.

## BECOME AN INSTANT MUSICIAN NO EXPERIENCE NECESSARY

Create your own music with a VL-TONE. You combine the sound, rhythm and tempo and the VL-TONE plays it back... beautifully!

### CASIO VL-TONE (VL-1)

Electronic Musical Instrument and Calculator



(RRP £39.95)

**ONLY £35.95**

**VL-1:** Utilises Very Large Scale Integrated circuit advanced technology. This complete 29-note synthesiser records and plays back. The octave shift switch expands the range of the keyboard to almost 5 octaves.

**Preset sounds:** Piano, Violin, Flute, Guitar, Fantasy and ADSR (sound wave that can be varied in over 80 million ways).

**Auto play:** ONE-KEY or MANUAL playing can be recorded and will be played back in the form of a melody.

**Auto rhythm:** 10 built-in rhythms, all with variable tempo and volume balance, can be incorporated in manual playing or added to your recording.

**Built-in melody:** Pre-programmed German Folk Song with rhythm accompaniment. Play it anytime and practice tempo changes with the tempo control.

**Facilities:** LCD numerical display shows pitch, including sharps and programming information. Built-in amplifier and speaker. Output jack. Pitch control.

**Calculator:** 8 digits, +, -, x, ÷, square roots, %, constants and full memory.

**Power source:** Four AA size batteries or AC adaptor type AD-4160 (price £5).

**Dimensions:** 30mm x 300mm x 75mm (1 1/4" x 11 3/4" x 3").

This compact, battery powered lightweight (438g, 15.4oz) can be played anywhere.

Please order now for May delivery

### OTHER CASIOTONE KEYBOARDS

**MT-30** Polyphonic. 22 instruments over 3 octaves. Battery/mains (RRP £115) £95.

**CT-301** Polyphonic. 14 instruments over 4 octaves. 8 x 2 rhythm accompaniments. Vibrato, delayed vibrato. Pitch control. Output jacks. AC only (RRP £285) £245.

**CT-401** As CT-301 but with Casio Auto Chord for one finger accompaniment. Plays major, minor and seventh chords with bass. Integral sustain and hold. (RRP £345) £295.

### ILLUSTRATED CATALOGUE

Send 20p (postage) for details of CASIOTONE keyboards, CASIO watches and calculator and selected SEIKO watches.

Offers subject to availability.

PRICES include VAT. P&P. Remember we will try and beat lower prices. Return of post service. Send cheques, P.O. or phone your ACCESS or BARCLAYCARD number to:

**TEMPUS**

Dept. PE, Beaumont Centre, 164-167 East Rd.,  
Cambridge CB1 1DB Tel: 0223 312866



## RECEIVERS AND COMPONENTS

**BOURNEMOUTH/BOSCOMBE.** Electronic components specialists for 33 years. Foresters (National Radio Supplies), Late Holdenhurst Road. Now at 36, Ashley Road, Boscombe. Tel. 302204. Closed Weds.

### BRAND NEW COMPONENTS BY RETURN

**Electrolytic Capacitors 16V, 25V, 50V.**  
 0.47, 1.0, 2.2, 4.7 & 10 Mfds. — 5p.  
 22 & 47 — 6p, 100 — 7p, (50V) — 8p, 220 — 8p.  
 (50V — 10p), 470 — 11p, (40V — 10p), 1000/15V — 15p.  
 1000/25V — 18p, 1000/40V — 35p.  
**Subminiature bead Tantulum electrolytics.**  
 0.1, 0.22, 0.47, 1.0 & 35V, 4.7 & 6.3V — 14p.  
 2.2/35V, 4.7/25V — 15p, 10/25V, 15/16V — 20p.  
 22/16V, 33/10V, 47/6V, 68/3V & 100/3V — 30p,  
 15/25V, 22/25V, 47/10V — 35p, 47/16V — 80p.  
**Subminiature Ceramic Caps. E12 Series 100V.**  
 2% 10 pf. to 47 pf. — 3p, 56 pf. to 330 pf. — 4p.  
 10% 390 pf. to 4700 pf. — 4p.  
**Vertical Mounting Ceramic Plate Caps. 50V.**  
 E12 22 pf. to 1000 pf. E6 1500 pf. to 47000 pf. — 2p.  
**Polystyrene E12 Series 63V. Horizontal Mntg.**  
 10 pf. to 820 pf. — 3p, 1000 pf. to 10,000 pf. — 4p.  
**Miniature Polyester 250V Vert. Mtg. E6 Series.**  
 .01 to .068 — 4p, .1 — 5p, .15, .22 — 6p, .33, .47 — 10p.  
 .68 — 12p, 1.0 — 15p, 1.5 — 22p, 2.2 — 24p.  
**Mylar (Polyester) Film 100V. Vertical Mounting.**  
 .001, .0022, .0047 — 3p, .01, .022 — 4p, .04, .05, 0.1 — 5p.  
**Miniature Film Resistors Highstab. E12 Ser. 5%.**  
 0.125W mixed carbon/metal 10Ω to 1MΩ — 1p.  
 0.25W Carbon 1Ω to 10MΩ (10% over 1MΩ) — 1p.  
 (E24 Series av. in 1/4W C. Film 1Ω to 5MΩ).  
 0.25W, 0.5W & 1.0W Metal Film 10Ω to 2MΩ — 2p.  
 1N4148 — 2p, 1N4002 — 4p, 1N4008 — 6p, 1N4007 — 7p.  
 BC107/8/9, BC147/8/9, BC157/8/9, BF195 & 7 — 10p.  
 8 Pin i.c.'s. 741 Op. amp. — 18p, 555 Timer — 24p.  
 DIL Holders 8 pin — 9p, 14 pin — 12p, 16 pin — 14p.  
 LED's. 3 & 5mm. Red — 10p, Green & Yellow — 14p.  
 Grommets for 3mm. — 1 1/2p, 2 pce. holders 5mm. — 2 1/2p.  
 20mm. Q.B. Fuses. 15, 25, 50, 1, 2, 3 & 5A — 3p.  
 20mm. Anti Surge 100mA. to 5.0A — 6p.  
 20mm. Fuseholders P.C. or Chassis Mtg. — 6p.  
 Solid A.I. knobs 15mm. — 25p, 25mm. — 35p, 30mm. — 50p.  
 400mW Zener diodes E24 series 2V7 to 33V — 8p.  
 Prices VAT inclusive Post 15p. (Free over £5.00).

### THE C.R. SUPPLY CO.

127, Chesterfield Rd., Sheffield S8 0RN.

**BALLARD'S OF TUNBRIDGE WELLS** have moved to 54, Grosvenor Road, no lists. S.A.E. all enquiries phone Tunbridge Wells 31803.

### VLF DETECTOR KITS

#### PROFESSIONAL AUTOMATIC METAL LOCATOR

The printed circuit Board & Search Head are ready built & aligned for easy assembly. Discrimination is by a rising tone for non ferrous & a falling tone ferrous. Complete kit inc. meter £27.

Discriminating Pulse Induction Kit £48

### C.D.I. SYSTEMS LTD.,

Storrington 4830 (Anytime)

**TURN YOUR SURPLUS** Capacitors, transistors, etc., into cash. Contact **COLES-HARDING CO.**, 103 South Brink, Wisbech, Cambs. 0945-4188. Immediate settlement.

## 8K MEMORY EXPANSION

Limited Offer £49.95 inc. VAT for UK101/Superboard

Board comprises of 8K RAM (2114's), with on board address decoding and 40 way header cable assy.

Plugs into J1 expansion socket.

Built and Fully Tested.

### ALPHA DESIGN,

116, Ashley Road,  
Poole, Dorset.  
Tel. (0202) 721760.

# SMALL ADS

The prepaid rate for classified advertisements is 28 pence per word (minimum 12 words), box number 60p extra. Semi-display setting £9.50 per single column centimetre (minimum 2.5 cms). All cheques, postal orders etc., to be made payable to Practical Electronics and crossed "Lloyds Bank Ltd". Treasury notes should always be sent registered post. Advertisements, together with remittance, should be sent to the Classified Advertisement Manager, Practical Electronics, Room 2337, IPC Magazines Limited, King's Reach Tower, Stamford St., London, SE1 9LS. (Telephone 01-261 5846).

## NOTICE TO READERS

Whilst prices of goods shown in classified advertisements are correct at the time of closing for press, readers are advised to check with the advertiser to check both prices and availability of goods before ordering from non-current issues of the magazine.

**BLACKPDOL AND THE FYLDE.** For components come to Eteson Electronics, 15b. Lower Green, Poulton-le-Fylde. Tel. 885107. Mail order too — S.A.E. lists.

**T & J ELECTRONIC COMPONENTS.** Quality components, competitive prices, catalogue 45p. 98 Burrow Road, Chigwell, Essex.

**1920's ONWARD VALVES, WIRELESS.** SAE. Sole Electronics, PF. 37, Stanley Street, Ormskirk, Lancs. L39 2DH.

## SOFTWARE

**ZX80 SOFTWARE** — 25 1K programs on three cassettes for only £12.00 (includes Moon-landing, Biorhythms, Fruit-Machine, Stopwatch, ZX80 Art and many more). ZX80 programming course — consists of a book and cassette of 1K programs, dealing with many aspects of ZX80 programming. £8.95. ZX80 Breakout (4K) with non-flicker moving graphics! £6.00 prices inclusive. Bug-Byte, 251 Henley Road, Coventry.

**ZX-80 1K,** pristine condition, + 2 dozen games on cassette. Ideal beginners £80 or offers. Telephone (0777) 705445.

## Superboard / UK101 Low Cost Add-Ons

**8K RAM + 16K EPROM board,** fully buffered and decoded. Top quality PCB — 40 pin DIP connector. All memory bank selectable in 4K blocks anywhere in memory. Includes 4K 300ns RAM (2114). Full instructions etc. supplied.  
**Kit £49.39, built and tested £57.44**  
**PC Board only £20.12, extra 4K only £16.10**

**High speed cassette interface kit,** 300/2400/4800/9600 switchable to suit recorder.  
**Easy to fit kit £17.19**

**Enhanced Video Display.** True 48x32 Display Full kit and instructions £17.75  
**Special Offer: Kit + 48x32 CEGMON £48.30 + fitting £13.80**

**Software for all Superboard/UK101 screen formats.** Chess 1.9 £8.05, Draughts £4.02, Both £10.35

**Superboard II Series II £183** including FREE 5V 3A PSU kit, fully built, tested and guaranteed.

**NORTHERN MICRO** Tel. Holmfirth 29 Moorcroft Park (048489) 2062 New Mill Prices inclusive of VAT HUDDERSFIELD Callers welcome by appt.

**CARDBOARD COMPUTER.** Learn Assembly Language Programming and Computer Architecture. £8.97 inc. VAT. Also Solar Cells, Science Kits, Energy Books, Stirling Engines, Space Blankets etc. Send 25p for lists. Edencombe Ltd., Dept. PM34, Nathans Road, North Wembley, Middlesex HA0 3RX.

**COMPUKIT UK 101.** Can handle dimensioned string arrays without any hangups. Simply fit a modified basic 3 chip (5v 2716) as published by Osi UK user group, only £12. Other programming services considered. C. Spalton, 9, Willowfields, Hilton, Derby, DE6 5GU.

**ACORN ATOM SOFTWARE** (Acorn approved) Invaders! Fantastic 12K program utilising high resolution graphics and sound £12.00. Atom Breakout (4K) £5.00. Bug-Byte, 251 Henley Road, Coventry.

**4K COMPUKIT CASSETTES.** Alien Invaders £2.50. 11 x 11 memory expandable Maze Escape, 3D graphics £2.50. 4 x 4 x 4 3D Noughts Crosses £2.50. Two £4.00, Three £5.25. S. Hall, 14, Christchurch Lane, Lichfield, Staffs.

## BOOKS AND PUBLICATIONS

**BOOKS BOOKS BOOKS.** Large range of radio and electronic books in stock. Send SAE for lists, Servio Radio, Dept. PE6, 156-158, Merton Road, Wimbledon, London SW19 1EG.

**ANY SINGLE SERVICE SHEET** £1 L.S.A.E. Thousands different repair/service manuals/sheets in stock. Repair data your named T.V. £6 (with circuits £8). S.A.E. Newsletter, pricelists, quotations. AUS (PE), 76 Church Street, Larkhall, Lanarkshire. (0698 883334).

**OUT OF PRINT Book Service,** 17, Fairwater Grove (E), Cardiff. Send SAE for details.

## SERVICE SHEETS

**T.V. SERVICE SHEETS, BRC FAULT GUIDES,** Japanese colour manual specialists. catalogue 25p. Plus S.A.E.. Sandhurst Publications, 49c Yorktown Road, Sandhurst, Camberley, Surrey.

**BELL'S TELEVISION SERVICES** for Service Sheets on Radio, Tv, etc £1.00 plus S.A.E. Colour TV Service Manuals on request. S.A.E. with enquiries to B.T.S. 190 Kings Road, Harrogate, N. Yorkshire, Tel: (0423) 55885.

## EDUCATIONAL

### CITY & GUILDS EXAMS

Study for success with ICS. An ICS homestudy course will ensure that you pass your C. & G. exams. Special courses for: Telecoms Technicians, Electrical Installations, Radio, TV & Electronics Technicians, Radio Amateurs. Full details from:

### ICS SCHOOL OF ELECTRONICS

Dept. 272H Intertext House, London SW8 4UJ

Tel. 01-622 9911 (all hours)

State if under 18

### TECHNICAL TRAINING

Get the training you need to move up into a higher paid job. Take the first step now—write or phone ICS for details of ICS specialist homestudy courses on Radio, TV, Audio Eng. and Servicing, Electronics, Computers: also self-build radio kits. Full details from:

### ICS SCHOOL OF ELECTRONICS

Dept. 272H Intertext House, London SW8 4UJ

Tel. 01-622 9911 (all hours)

State if under 18

### COLOUR TV SERVICING

Learn the techniques of servicing Colour TV sets through new homestudy course approved by leading manufacturers. Covers principles, practice and alignment with numerous illustrations and diagrams. Other courses for radio and audio servicing. Full details from:

### ICS SCHOOL OF ELECTRONICS

Dept. 272H Intertext House, London SW8 4UJ

Tel. 01-622 9911 (all hours)

State if under 18

**CAREERS** in Marine Electronics. Courses commencing September and January. Further details, the Nautical College, Fleetwood FY7 8JZ. Tel. 03917 79123.



**COURSES**

**DIGISOUNDER**

construct your digisounder kit under expert guidance on a residential week-end course. Excellent facilities available.

Course date **JULY 10th, 11th, 12th.**

For further details write to:

Department of Marine Electronics,  
The Nautical College,  
Broadwater, Fleetwood, FY7 8JZ.  
Tel. 03917 79123.

**FOR SALE**

**NEW BACK ISSUES OF 'PRACTICAL ELECTRONICS'** available 90p. each Post Free. Cheque or uncrossed P/O returned if not in stock. Bell's Television Services, 190 Kings Road, Harrogate, N. Yorks. Tel: (0423) 55885.

**P.E. STRING ENSEMBLE** complete kit, half built including keyboard £95. Telephone 65368 (Andover).

**CENTRONICS PI PRINTER.** Up to 80 columns 12.5 cm aluminised paper. Also UK101 to centronics interface. £140 will split. 01-505-3193.

**SINCLAIR ZX80** (White on Black). £70. MK 14 with V.D.U. £60. Will Split. Retford 702037.

**SELF ADHESIVE LABELS.** P.C.B.'s from circuits. Fast service. S.A.E. Sistem Electronics, 3, Kestrel, Wilnecote, Staffs. Front panel labels a speciality.

**MISCELLANEOUS**

**SEEN MY CAT?** 5000 odds and ends. Mechanical, electrical. Cat free. Whiston Dept. PRE, New Mills, Stockport.

**PRINTED CIRCUIT BOARDS.** Glass Fibre tinned and Drilled Prototypes to batch runs. Quick turn-round, competitive prices. Send S.A.E. for quotations. R.D. ELECTRONICS, 12 Whiteoaks Road, Oadby, Leicester. 0533 716273.

**WRONG TIME?**

**MSF CLOCK** is ALWAYS CORRECT - never gains or loses, **SELF SETTING** at switch-on, 8 digits show Date, Hours, Minutes and Seconds, 24 hour format, larger digit Hours and Minutes for easy QUICK-GLANCE time, auto GMT/BST and leap year, can expand to Years, Months and Milliseconds, also parallel BCD output for computer or alarm and audio to record and show time on playback, receives Rugby 60KHz atomic time signals, built-in antenna, 1000Km range, **ABSOLUTE ACCURACY, £54.80.**

**V.L.F. EXPLORE 10-150KHz, Receiver £13.70**  
Each fun-to-build kit includes all parts, printed circuit, case, postage etc, money back guarantee so GET yours NOW.

**CAMBRIDGE KITS**

**45 (FT) Old School Lane, Milton, Cambridge.**

**PRINTED CIRCUITS.** Make your own simply, cheaply and quickly! Golden Fotolak Light Sensitive Lacquer - now greatly improved and very much faster. Aerosol cans with full instructions £2.25, Developer 35p, Ferric Chloride 55p. Clear Acetate sheet for master 14p. Copper-clad Fibreglass. Board approx. 1mm thick £1.70 sq. ft. Post/packing 75p. **WHITE HOUSE ELECTRONICS, P.O. BOX 19, Castle Drive, Penzance, Cornwall.**

**RECHARGEABLE BATTERIES**

**TRADE ENQUIRIES WELCOME**

FULL RANGE AVAILABLE. SAE FOR LISTS. £1.45 for Booklet "Nickel Cadmium Power" plus Catalogue. Write or call: Sandwell Plant Ltd, 2 Union Drive, BOLDMERE, SUTTON COLDFIELD, WEST MIDLANDS, 021-354 9764.

\*New sealed Lead Range Available\*

**ULTRASONIC TRANSDUCERS.** £2.85 per pair + 25p P. & P. Dataplus Developments, 81 Cholmeley Road, Reading, Berks.

Take the  
Treasure  
Trail...



WITH A **CSCOPE**  
**METAL DETECTOR**

Write NOW for your FREE Full Colour 'Guide to Successful Treasure Hunting' DR Dial 100 and ask the Operator for FREEPHONE 3186 - 24hr Service.

**C-SCOPE METAL DETECTORS (UK) LTD, DEPT PE**  
Wotton Road, Ashford, Kent TN23 2LN  
Telephone: Ashford (0233) 29181 (24hr Ansafone)

**RYDER ORGAN SYSTEM**



The WW classical design for full-size keyboards, including couplers. Expanded range of p.c. boards & data available includes chorus, vibrato, combination stop control.

**Reverberation.** A new compact solid-state unit gives smooth natural sound. Demo cassette, on loan, deposit £1.50, refund £1.00. (Prices UK only).

**HIYKON LTD. (P), Woodside Croft, Ladybridge Lane, Bolton BL1 5ED.**

**SECONDHAND ELECTRONIC TEST EQUIPMENT** including oscilloscopes, generators, PSU's. Norfab. Telephone Potter Heigham (069-27) 721.

**NEW 32.7KHz ULTRASONIC ALARM QUARTZ LOCKED + PANIC FACILITY**

No alignment - No interaction between units. **KITS INC F/G PCB ABS BOX HARDWARE ALL COMPS.** Single unit construction - screw connections. 240V operation with battery back up option. 15ft. detection range internally preset. Delay on leaving and entry. Invalid movement delay, self cancelling alarm, approx 2 mins. Latching alarm for panic - ext. resettable with keyswitch. Solid state drive 12VDC + 25mA and Relay Contact 240VAC 3A **ALARM KIT UAQ.P £21.65.** Built and Tested £29.65. Keyswitch in Box £5.95. Multitone Sounder 12VDC + 25mA 95db **£9.20.** All prices inclusive - CWO - UK.

**GJD ELECTRONICS, 105 Harper Fold Road, Radcliffe, Manchester M26 0RQ.**

**DIGITAL WATCH BATTERY REPLACEMENT KIT**



These watches all require battery (power cell) replacement at regular intervals. This kit provides the means. We supply eyeglass, non-magnetic tweezers, watch screwdriver, case knife and screwback case opener, also one doz. assort. push pieces, full instructions and battery identification chart. We then supply replacement batteries—you fit them. Begin now. Send **£9.00** for complete kit and get into a fast growing business. Prompt despatch.

**BOLSTER INSTRUMENT CO. (PE25)**

**11 Percy Avenue, Ashford, Middx. TW15 2PB.**

**ORDER FORM PLEASE WRITE IN BLOCK CAPITALS**

Please insert the advertisement below in the next available issue of Practical Electronics for ..... insertions. I enclose Chèque/P.O. for £ .....

(Cheques and Postal Orders should be crossed Lloyds Bank Ltd. and made payable to Practical Electronics)


NAME .....

ADDRESS .....

Send to: Classified Advertisement Manager  
**PRACTICAL ELECTRONICS**  
GMG, Classified Advertisements Dept., Room 2337,  
King's Reach Tower, Stamford Street,  
London SE1 9LS. Telephone 01-261 5846

Rate:  
28p per word, minimum 12 words. Box No. 60p extra.

Company registered in England. Registered No. 53626. Registered Office: King's Reach Tower, Stamford Street, London SE1 9LS.

**SUPERB INSTRUMENT CASES BY BAZELLI**, manufactured from P.V.C. Faced steel. Hundreds of people and industrial users are choosing the cases they require from our vast range. Competitive prices start at a Low **£1.05**. Chassis punching facilities at very competitive prices. 400 models to choose from. Suppliers only to Industry & The Trade. BAZELLI (Dept. No. 23), St. Wilfrids, Foundry Lane, Halton, Lancaster. LA1 6LT.

### Cabinet and Flightcase Fittings

Screets, Coverings, Handles, Castors etc. Jacks and Sockets, Cannons, Bulgins, Reverb Trays, Emilar Compression Drivers, AKG Mics, Celestion Speakers, ASS, Glassfibre Horns

Send 30p Postal Order for illustrated catalogues to:-

### ADAM HALL (P. E. SUPPLIES)

Unit G, Carlton Court, Greinger Road, Southend-on-Sea, Essex SS2 5BZ.

**BURGLAR ALARM EQUIPMENT.** Latest Discount Catalogue out now! Phone C.W.A.S. Alarm 0274 682674.

### PRACTICAL ELECTRONICS P.C.B.'s

Drilled, 1.5mm Glass fibre Fry's Roller Tinned  
**MAR 81** 27/28 Mhz converter EA236 **£1.44**  
 Digital counter timer EG505/7/9 **set £5.29**  
**APR 81** Speech processor EP502 97p. Intruder alarm EG513 **£1.82**  
 For full list and current pcb's send SAE. Pcb's also produced to customers own masters. Trade enquiries welcomed. Write for quote. QWO Please. **Postage** - add 35p postage and packing to complete order. Europe 70p

#### PROTO DESIGN

14 Downham Road, Ramehead Heath, Billericay, Essex CM11 1PU. Telephone 0268-710722

**PSYCHOTRONIC GENERATORS**, gravity lasers, electrokinesis, electrophotography, skinvision. SAE 4 x 9" Paralab, Downton, Wilts.

### THE SCIENTIFIC WIRE COMPANY

PO Box 30, London E.4. 01-531 1568.

ENAMELLED COPPER WIRE				
SWG	1lb	8oz	4oz	2oz
8 to 29	2.76	1.50	0.80	0.60
30 to 34	3.20	1.80	0.90	0.70
35 to 39	3.40	2.00	1.10	0.80
40 to 43	4.75	2.60	2.00	1.42
44 to 47	8.37	5.32	3.19	2.50
48 to 49	15.96	9.58	6.38	3.69

SILVER PLATED COPPER WIRE				
SWG	1lb	8oz	4oz	2oz
14 to 30	6.50	3.75	2.20	1.40

TINNED COPPER WIRE				
SWG	1lb	8oz	4oz	2oz
14 to 30	3.85	2.36	1.34	0.90

Prices include P&P, VAT and wire Data.  
 Orders under £2 please add 20p.  
 SAE for List. Dealer enquiries welcome.  
 Reg. Office, 22 Coningsby Gardens.

**MAKE YOUR OWN PRINTED CIRCUITS**  
 Etch Resist Transfers - Starter pack (5 sheets, lines, pads, I.C. pads) £2.00. Large range of single sheets in stock at 43p per sheet.  
**Master Positive Transparencies** from P.C. layouts in magazines by simple photographic process. Full instructions supplied. 2 sheets (20 x 25cm) negative paper and 2 sheets (18 x 24cm) positive film **£1.80**. Drafting film (30 x 21cm) **22p** per sheet.  
 20p stamp for lists and information. P&P 35p/order  
**P.K.G. ELECTRONICS**  
**OAK LODGE, TANSLEY, DERBYSHIRE**

**D.I.Y. REWIRING FROM £75.** Free catalogue and quotation listing materials to rewire your own home. Alphur Electrics, 29 Holme Lane, Bradford. West Yorks. (0274) 685926.

**NEAT! TIDY! HANDY!** 1D 2D 3D 6D  
**INTERLOCKING PLASTIC STORAGE DRAWERS**  
  
**AS SUPPLIED TO POST OFFICE & GOVT DEPTS**  
 Rigid plastic units interlock together in vertical and horizontal combinations. Transparent plastic drawers have label slots. 1D and 2D have space dividers. Build up any size cabinet for wall, bench or table top.  
**SINGLE UNITS (1D) (5in x 2 1/2in x 2 1/2in) £4.90 DOZEN**  
**DOUBLE UNITS (2D) (5in x 4 1/2in x 2 1/2in) £7.50 DOZEN**  
**TREBLE (3D) £7.50 for 8.**  
**DOUBLE TREBLE 2 drawers, in one outer case (602). £10.90 for 8.**  
 Extra large size (6D) £8.50 for 8  
 Orders over £60, less 5% Packing/Postage/Carriage: Add £1.30 to all orders under £10. Orders £10 and over, please add 10% carriage.  
 Please add 15% V.A.T. to total remlence.  
 All prices correct at time of going to press.  
**FLAIRLINE SUPPLIES** (Dept PE6), 124 Cricklewood Broadway, London NW2. Tel: 01-450 4844.  
**CLEARING LABORATORY:** scopes, generators, P.S.U.'s, bridges, analysers, meters, recorders, etc. 0403-76236.

**BIG EARS**  
  
**SPEECH INPUT FOR YOUR COMPUTER!**  
 BIG EARS opens the door to direct man-machine communication. The system comprises analogue frequency separation filters, preamps and signal conversion, together with a quality microphone and extensive software. Words, in any language, are stored as "voice-prints" by simply repeating them a few times in "learn" mode. Using keyword selection techniques, large vocabularies can be constructed.  
 Use **BIG EARS** as a front end for any application: data enquiry, robot control, starwars - the possibilities are unlimited...  
**BUILT, TESTED & GUARANTEED ONLY £45!**  
 PRICE INCLUDES POSTAGE & PACKING PLEASE ADD VAT AT 15%  
 PLEASE STATE COMPUTER: UK101 SUPERBOARD, NASCOM2, PET, TRS80, ETC.  
**MICROGRAPHICS**  
 Colour Conversion for UK101/NASCOM 1 & 2/ Superboard. (Modulator included) **KIT £45 BUILT £60**  
**COLOUR MODULATOR** **KIT £12 BUILT £18**  
 RGB in, PALUHF out  
 Please add VAT at 15% to all prices  
 Barclay/Access orders accepted on telephone  
**WILLIAM STUART SYSTEMS Ltd** Dower House, Billericay Road, Herongate, Brentwood, Essex CM13 3SD. Telephone: Brentwood (02771) 810244

**OHIO SCIENTIFIC COMPUTERS**  
  
 The special offer of the century (Only Swanley could do it!) - For just **£159** we will supply Superboard 3 with a free power supply and modulator kit and our free guard band kit (A brilliant breakthrough in itself for this kit extends the display to 32 x 32, gives 1200 and 300 Baud tape speeds, increases the computing speed by 50% and converts the display to 50Hz for flicker free viewing). Guard band kit is also supplied separately for **£10**. 4K extra ram **£16.95**. Case **£27**. Cassette recorder **£17**. Cegmon improved monitor ram **£29.50**. Assembler/Editor tape **£25**. Word processor program **£10**. Display expansion kit 30 lines x 54 characters for Superboard 2 (Not 3) **£20**. Cheapo memory expansion offer:- Buy a 610 expansion board with 8K ram on board and space for another 16K for **£159** and get a free 5V 4A power kit and any extra ram you want for **£3/K**. Buy a minifloppy disc drive + case + power supply - DDS for **£275** and we will do the extra ram for **£2/K** (Max 16K). Wemon Improved monitor ram **£19.95**.  
 New Series 2 Challenger C1P:- cheapo 4K version **£202**.  
**PRINTERS**  
  
 Buy any of the below and get a free interface kit and word processor program for UK101 or Superboard 2:- OKI Microline 80 (Illustrated) **£299**. Base 2 800MST **£299**. Seikosha GP80 **£225**. Epson MX80 tractor **£359**. Epson MX80 tractor - friction **£399**. Epson MX70 **£279**. Epson TX80 **£295**.  
**MEMORY CHIPS**  
 2114 450ns **£2.15**. 4116 200ns **£2.83**. 4027 **£1.30**. All low current.  
**SINCLAIR PRODUCTS\***  
 Sinclair products only are all post free. SC110 Oscilloscope **£139**, Adaptor **£4**,

Rechargeable batteries **£7.95**, x1 probe **£8.05**, x10 probe **£8.86**. Carry case **£8.80**. PFM2000 **£52.40**, Adaptor **£4**, Case **£1.73**, connector kit **£11.27**. PDM35 **£32.95**, adaptor **£4**, case **£1.73**. DM235 **£56.50**, DM350 **£78**, DM450 **£107**, adaptor **£4**, case **£8.80**, rechargeable batts **£7.95**.  
**BATTERY ELIMINATORS\***  
 3-way type 67 1/2V 300ma **£3.50**. 100ma radio types with press studs 9V **£4.95**. 9-9V **£6.25**. Car convertor 12V input, output 3 1/2/6/7 1/2V 800ma **£3.04**.  
**BATTERY ELIMINATOR KITS\***  
 100ma radio types with press studs 9V **£1.79**. 9-9V **£2.50**. Stabilized 8-way types 3 1/2/6/7 1/2/9/12/15/18V 100ma **£3.12**. 1 Amp **£8.30**. Stabilized power kits 2-18V 100ma **£3.12**, 1-30V 1A **£8.50**, 1-30V 2A **£15.30**. TTL and computer supplies 5V stabilized 1 1/2A **£9**, 3A **£14**, 6A **£20**. 12V car converters 6 7 1/2/9V 1A **£1.62**.  
**TV GAMES\***  
 AY-3-8600 + kit **£12.98**. AY-3-8550 + kit **£9.26**.  
**PRINTED CIRCUIT MATERIALS\***  
 PC etching kit:- economy **£3.42**, standard **£5.76**. 40 sq ins pcb 50p. 1 lb FcCl **£2.20**. Etch resist pens:- economy 50p, dolo 90p. Drill bits 1/32" or 1mm 35p. Etching dish 92p. Laminator cutter **£1.30**.  
**BI-PAK AUDIO MODULES\***  
 AL30A **£4.53**. PA12 **£9.31**. PS12 **£1.75**. T53B **£2.90**. S450 **£27.90**. AL60 **£5.62**. PA100 **£19.24**. SPM80 **£5.26**. BMT80 **£6.36**. Stereo 30 **£24.14**. AL80 **£8.56**.  
**COMPONENTS\***  
 1N4148 1.5p. 1N4002 3.7p. NE555 8 dil 26p. 741 8 dil 20p, bc182, bc184, bc212, bc214, bc547, bc549 6.1p, resistors 5% 1/4W £12 10R to 10M 1.5p. 0.8p for 50- of one value. Polyester capacitors 160v .015, .068mf 2.9p, .047, .1mf 4.4p, .01mf 3.3p, .022, .033mf 3.7p, .15, .22, .33mf 5.4p, .47mf 6.6p. Polystyrene capacitors E2 53V 10 to 10000pF, 1mf 2 to 10n 5p. Ceramic capacitors 50v E6 22pf to 47n 2.5p. Electrolytic capacitors 50v .5, 1, 2mf 6p, 25V 5, 10mf 6p, 16v 22, 33mf 6p, 47mf 5p, 100mf 7p, 330, 470mf 9p, 1000mf 11p. Zeners 400mw E24 2v7 to 33v 7p. Preset pots subminiature 0.1W horiz or vert 100 to 2M2 8p, ic sockets 8dil 8.7p, 14dil 10.1p, 16dil 12p.

**SWANLEY ELECTRONICS**  
 Dept. PE, 32 Golsden Road, Swanley, Kent BR8 8EZ.  
 Postage £3.50 on superboard, £4.50 on printers and 45p on other orders. Lists 27p post free. Please add VAT to all prices except those sections marked with a \* which already include it at the old 15% rate. Overseas and credit orders welcome. ZX80 part exchange possible.

**CROFTON STAR OFFER**  
  
**9" Crofton Monitors**  
 P4 White **£64.97** P31 Green **£78.20**  
**STOCKISTS IN ALL AREAS WANTED**  
**Shugart Floppy Disk Drive**  
 No case, no power supply  
 5 1/4" S.S.S.D. SA400 **£146.05**  
 5 1/4" D.S.D. SA450 **£280.31**  
 8" S.S.S.D. SA800 **£337.52**  
  
**Ikegami 12" Monitors**  
 P4 White **£166.50** P31 Green **£179.97**  
 2/3 fully interlaced  
 CCTV Camera only **£103.50**  
 Lens extra.  
**REFURBISHED VIDEO CAMERAS ALWAYS AVAILABLE**  
 The above prices include VAT. Carriage extra.  
 All major credit cards accepted. Small sur-charge.  
 Phone or write to  
**CROFTON ELECTRONICS LIMITED**  
 35 Grosvenor Road, Twickenham, Middlesex TW1 4AD. Tel: 01-891 1923/1513

MAIL ORDER ONLY

# DELTA TECH

62 NAYLOR ROAD,  
LONDON, N20 0HN  
Tel: 01-445 8224

Prices include VAT. Add 35p P & P  
Minimum Access order £3

<b>SWITCHES</b> DIL: 3 Way SPDT 80p SPST: 3 Way 55p, 7 Way 80p TOGGLE 3A/250V DPDT 35p ROTARY 2A/250V DPST 35p <b>CERAMIC CAP (50V)</b> 33 pF to 4700 pF 4p <b>POLYSTYRENE CAP (50V)</b> 10 pF to 1000 pF 5p <b>POLYESTER CAP (100V)</b> 1 nF to 68 nF; 100 nF 150 nF 8p; 220 nF 9p; 330 nF 10p; 470 nF 11p; 680 nF 7p; 1 uF 7p; 1.5 uF 7p; 2.2 uF 20p; 3.3 uF 15p; 4.7 uF 15p*. <b>ELECTROLYTIC CAP (uF/V)</b> 1/25 to 47/25 6p; 68/25 7p; 100/35, 150/25 8p; 160/25 5p*; 200/12 6p; 250/12 7p; 220/25 10p; 470/25, 500/30 12p; 470/40 mini 15p; 640/16 8p; 1000/10 10p; 1000/40 30p; 1500uF/40V 35p; 2200/6.3 12p. <b>ZENER DIODES (400mW)</b> 2V7 to 33V 8p <b>VEROBORDS (.1" copper)</b> 2.5" x 5" 65p 3.75" x 5" 80p <b>RESISTORS (5% E12)</b> 10 Ohms to 10 Mohms 2p <b>PRESETS (.15W HORIZONTAL)</b> 100 Ohms to 2 Mohms 7p <b>POTENTIOMETERS (1/2W)</b> Linear & Log Scales 4K7 to 2M2 33p			<b>BRIDGE RECTIFIERS</b> W02M 18p W02M 20p 1A/50V 20p 1A/200V 23p 1A/400V 28p 1A/600V 29p 1A5/75V 22p 2A/50V 30p 2A/100V 32p 3A/100V 60p 3A/600V 75p <b>DIODES</b> LF351N 52p LF356N 95p LM301AN 30p LM308N 45p LM318H 180p LM318N 200p LM324N 55p LM339N 70p LM348N 95p LM377N 200p LM380N 90p LM381N 140p LM382N 130p LM1310N 140p LM1458N 45p LM3909N 55p LM3909N 75p MC1496P 80p NE531 150p NE555 26p NE556 50p NE566 160p SN76023N 170p SN7615AN 100p TBA641B 250p TBA800 90p TBA810S 110p ZN414 100p ZN1034E 220p			<b>TRIAC</b> 4000 16p 4001B 17p 4002 16p 4006B 90p 4007 16p 4008 85p 4009 42p 4010 50p 4011B 20p 4012 25p 4013B 45p 4014/5B 80p 4016 44p 4017 75p 4018 85p 4019 50p 4020 100p 4021/2 95p 4023 25p 4024 55p 4025 20p 4027 50p 4028 85p 4029 100p 4030 55p 4035 110p 4041 85p 4042 80p 4043/4 95p 4047 105p 4048 70p 4049 40p 4050 50p 4050B 45p 4058 75p 4068/9 25p 4078/1 30p 4072/3 25p 4081/2 28p 4086 80p 4510 99p 4511B 100p 4516/8 105p 4520/8 105p			28 pin 25p 40 pin 35p <b>CMOS AE</b> 7417 28p 7420 15p 7421 40p 7422 15p 7427 26p 7428 33p 7430 40p 7432 18p 7433 38p 7437 35p 7438 32p 7440 18p 7441 15p 7442 60p 7443 110p 7444 110p 7445 105p 7446 100p 7447A 75p 7448 16p 7450 18p 7451/3 16p 7454 16p 7460 15p 7470 30p 7472 33p 7473 30p 7474 40p 7475 40p 7476 33p 7480 50p 7485 140p 7486 35p 7490 33p 7491 85p 7492/3 45p 7494 85p 7495 75p 7496 66p 7497 200p 74100 130p 74105 60p 74107 35p 74109 60p 74110 55p 74118 90p 74121 35p 74122 50p 74123 65p 74125/6 52p 74132 65p 7414 75p 74150 130p 74151 70p 74153 70p 74154 120p 74155 80p 74156 80p 74157 75p 74160 100p 74161 99p			<b>THYRISTORS</b> 4A/300V 20p 4A/400V 40p 12A/100V 30p 8A/400V 80p <b>TRIACS</b> 3A/400V 58p 10A/600V 75p 30A/600V 130p 15A/600V 95p <b>DIAC</b> ST2 24p <b>VOLTAGE REGULATORS</b> 78L12 30p 79M12 40p 7805 70p 7812/15 70p 7818/24 80p 7905 70p 7912/15 80p 7918/24 80p <b>OPTO-ELECTRONIC</b> 2N5777 40p 0A/400V 65p ORP12 80p DL704 110p DL707 110p FND500 90p <b>LED'S</b> 0.125" x 0.2" Red 12p Green 16p Yellow 16p Rect. Green 25p 0.125" Clip 3p 0.2" Clip 3p <b>DIL SOCKETS</b> 8 pin 8p 14 pin 9p 16 pin 10p 18 pin 11p 22 pin 20p 24 pin 21p			74162/3 99p 74164/5 120p 74166 120p 74173 110p 74174/5 95p 74176/7 40p 74180 90p 74181 170p 74182 90p 74190 120p 74191 120p 74192/3 100p 74194 100p 74195 80p 74196 99p 74197 80p 74198 150p 74199 160p <b>TRANSISTORS</b> AC126/7 22p AC128 22p AC153 25p AC176 22p AC187/8 22p AC187K 30p AF149 40p AD161/2 28p AF114 30p AF124 60p AF125/6 35p AF127 35p BC109 10p BC140 20p BC142/3 30p BC147/8 10p BC149 10p BC157/8 12p BC159 12p BC167 14p BC171 10p BC173 8p BC177/8 16p BC179 16p BC182 10p BC182L 8p BC183 10p BC184 10p BC186 25p BC187 15p BC207/9 13p BC212 10p BC212L 8p BC213L 10p BC214 10p BC214L 8p BC238 18p BC261B 23p BC301/3 32p BC328 17p BC461 40p BC477 35p BC478 20p BC479 12p BC547/8 23p BC549 12p BC557/8 14p BC559 14p BCY70 18p BCY71/2 18p BD115 35p BD121/3 50p BD124 50p BD131/2 40p BD135/10 20p BD140 40p BF179 19p BF180 34p BF181 8p BF183 34p BF184/5 25p BF194/5 12p BF196/7 12p BF198 10p BF200 23p BF2248 14p BF2448 22p BF258 28p BF259 40p BFR39 30p BFR40 20p BFR79 32p BFR80 20p BFX29 25p BFX84 25p BFX85/6 20p BFX87/8 25p BFY50/1 20p BFY52 22p BRY39 50p BSX19 12p BSX20 22p BU205 200p BU208 210p MU2955 110p MUE340 52p MUE305 80p MPF102 45p MPF104/5 40p MPF106 45p OC28/35 50p TIP29 40p TIP29B 40p TIP30 40p TIP30B 42p TIP31 30p TIP31A 31p TIP32 40p TIP33 65p			TIP33C 70p TIP34A 75p TIP35B 200p TIP36A 200p TIP36B 210p TIP41A 60p TIP42A 60p TIP2955 70p TIP3055 30p ZTX107/8 12p ZTX109 12p ZTX300/1 14p ZTX302/3 18p ZTX304 23p ZTX500/1 23p ZTX502 20p ZTX504 24p 2N696/7 20p 2N698 14p 2N706 25p 2N914 30p 2N918 25p 2N1302/3 35p 2N1304 35p 2N1306 30p 2N1308 35p 2N1613 25p 2N1711 13p 2N1893 25p 2N2217 18p 2N2219 23p 2N2222A 25p 2N2369 17p 2N2484 25p 2N2646 46p 2N2904/5 21p 2N2906/7 21p 2N2926G 10p 2N3053 20p 2N3054 30p 2N3055 45p 2N3442 140p 2N3702 14p 2N3711 11p 2N3772 70p 2N3773 25p 2N3819 21p 2N3820 40p 2N3823 70p 2N3866 65p 2N3903/4 15p 2N3906 15p 2N4037 45p 2N4058 10p 2N4059 10p 2N4060 10p 2N4061 10p 2N4558 40p 2N4559 40p 2N6027 30p 3N128 100p			<b>MINIMUM 25 PIECES EACH POSTAGE 70p</b>
4001B 15p 4007A 15p 4011B 16p 4016A 28p 4017A 45p	4069A 18p 7420 13p 7447A 45p 7473 45p 7490 23p	7493 26p OA91 5p 1N4005 4.5p 1N4007 6p 1N5404 10p	2D5V6 5p 8F244C 16p 8FY50 15p TIP31A 22p TIP3055 30p	CA3090AQ 1.90p SN7615AN 70p 7812UC 50p Toggle Sw 3A/250V 28p	TRIAC 70p 30A/600V 70p THYRISTOR 16p 4A/300V 50p 8A/400V 50p	PRESETS 4.5p FND500 5.5p Red LED 10p Grn LED 11p Yel LED 11p	W005 16p W06 19p 33uF/40V 4p 160uF/25V 4p	500uF/30V 7p 640uF/16V 4p 1500uF/40V 25p MORE													

# Conquer the chip.

Be it a career, hobby or interest, like it or not the Silicon Chip will revolutionise every human activity over the next ten years. Knowledge of its operation and its use is vital. Knowledge you can attain, through us, in simple, easy to understand stages.

Learn the technology of the future today in your own home.

## MASTER ELECTRONICS LEARN THE PRACTICAL WAY BY SEEING AND DOING

- Building an oscilloscope.
- Recognition of components.
- Understanding circuit diagrams.
- Handling all types Solid State 'Chips'.
- Carry out over 40 experiments on basic circuits and on digital electronics.
- Testing and servicing of Radio, T.V., Hi-Fi and all types of modern computerised equipment.

## MASTER COMPUTERS

LEARN HOW TO REALLY UNDERSTAND COMPUTERS, HOW THEY WORK - THEIR 'LANGUAGE' AND HOW TO DO PROGRAMS.

- Complete Home Study library.
- Special educational Mini-Computer supplied ready for use.
- Self Test program exercise.
- Services of skilled tutor available.

## MASTER THE REST

- Radio Amateurs Licence.
- Logic/Digital techniques.
- Examination courses (City & Guilds etc.) in electronics.
- Semi-conductor technology.
- Kits for Signal Generators - Digital Meters etc.



Please send your **FREE** brochure without obligation to -

Name \_\_\_\_\_

Address \_\_\_\_\_

I am interested in -


PRACTICAL ELECTRONICS  
 COMPUTER TECHNOLOGY  
 OTHER SUBJECTS (please state your interest)

BLOCK CAPS PLEASE

BRITISH NATIONAL RADIO & ELECTRONICS SCHOOL

4 CLEVELAND ROAD, JERSEY, CHANNEL ISLANDS.

PE/6/813



# I.L.P. TRANSFORMERS

## INCREASED PRODUCTION CAPACITY BRINGS LOWER PRICES

**TOROIDAL**  
IN A RANGE OF 76 TYPES FROM  
30VA TO 500VA AND IN CHOICES  
OF THREE PRIMARIES 110V,  
220V or 240V

**+ A NEW SERIES OF  
P.C.B MOUNTING  
LAMINATED TYPES**



TYPE	SERIES No.	SECONDARY Volts	RMS Current	PRICE
<b>30VA</b> 70x30mm 0.45 Kg	1X010	6+6	2.50	<b>£4.48</b> +0.87p P/P +0.80p VAT
	1X011	9+9	1.66	
	1X012	12+12	1.25	
	1X013	15+15	1.00	
	1X014	18+18	0.83	
	1X015	22+22	0.68	
	1X016	25+25	0.60	
<b>50VA</b> 80x35mm 0.9 Kg	2X010	6+6	4.16	<b>£4.93</b> +£1.10 P/P +0.90p VAT
	2X011	9+9	2.77	
	2X012	12+12	2.08	
	2X013	15+15	1.66	
	2X014	18+18	1.38	
	2X015	22+22	1.13	
	2X016	25+25	1.00	
	2X017	30+30	0.83	
<b>80VA</b> 90x30mm 1 Kg	3X010	6+6	6.64	<b>£5.47</b> +£1.43 P/P +£1.04 VAT
	3X011	9+9	4.44	
	3X012	12+12	3.33	
	3X013	15+15	2.66	
	3X014	18+18	2.22	
	3X015	22+22	1.81	
	3X016	25+25	1.60	
<b>120VA</b> 90x40mm 1.2 Kg	4X010	6+6	10.00	<b>£6.38</b> +£1.43 P/P +£1.17 VAT
	4X011	9+9	6.66	
	4X012	12+12	5.00	
	4X013	15+15	4.00	
	4X014	18+18	3.33	
	4X015	22+22	2.72	
	4X016	25+25	2.40	

TYPE	SERIES No.	SECONDARY Volts	RMS Current	PRICE
<b>160VA</b> 110x40mm 1.8 Kg	5X012	12+12	6.66	<b>£8.44</b> +£1.43 P/P +£1.48 VAT
	5X013	15+15	5.33	
	5X014	18+18	4.44	
	5X015	22+22	3.63	
	5X016	25+25	3.20	
	5X017	30+30	2.66	
	5X018	35+35	2.28	
	5X028	110	1.45	
	5X029	220	0.72	
	5X030	240	0.66	
<b>225VA</b> 110x45mm 2.2 Kg	6X014	18+18	6.25	<b>£10.06</b> +£1.73 P/P +£1.77 VAT
	6X015	22+22	5.11	
	6X016	25+25	4.50	
	6X017	30+30	3.75	
	6X018	35+35	3.21	
	6X026	40+40	2.81	
	6X028	110	2.04	
<b>300VA</b> 110x50mm 2.6 Kg	7X016	25+25	6.00	<b>£11.66</b> +£1.73 P/P +£2.01 VAT
	7X017	30+30	5.00	
	7X018	35+35	4.28	
	7X026	40+40	3.75	
	7X025	45+45	3.33	
	7X028	110	2.72	
	7X029	220	1.36	
<b>500VA</b> 140x60mm 4 Kg	8X017	30+30	8.33	<b>£15.53</b> +£2.05 P/P +£2.64
	8X018	35+35	7.14	
	8X026	40+40	6.25	
	8X025	45+45	5.55	
	8X033	50+50	5.00	
	8X028	110	4.54	
	8X029	220	2.27	
8X030	240	2.08		

TYPE	SERIES No.	SECONDARY Volts	RMS Current	PRICE
<b>3VA</b>	P2401	3+3	0.50	<b>0.92p</b> +24p P/P +17p VAT
	P2402	4.5+4.5	0.33	
	P2403	6+6	0.25	
	P2404	7.5+7.5	0.20	
	P2405	9+9	0.17	
	P2406	12+12	0.12	
	P2407	15+15	0.10	
<b>6VA</b>	P3401	3+3	1.00	<b>£1.91</b> +£30p P/P +33p VAT
	P3402	4.5+4.5	0.67	
	P3403	6+6	0.50	
	P3404	7.5+7.5	0.40	
	P3405	9+9	0.33	
	P3406	12+12	0.25	
	P3407	15+15	0.20	
<b>12VA</b>	P4401	3+3	2.00	<b>£2.09</b> +58p P/P +40p VAT
	P4402	4.5+4.5	1.33	
	P4403	6+6	1.00	
	P4404	7.5+7.5	0.80	
	P4405	9+9	0.66	
	P4406	12+12	0.50	
	P4407	15+15	0.40	

### ABOUT THE NEW LAMINATES

I.L.P. LAMINATED I.L.P. printed-circuit mounted mains transformers have two independent primary windings which can be connected in series for 2400V or parallel for 120V operation. The two independent secondaries can also be connected in series or parallel to give a wide range of output voltage/current configurations. All are wound on split bobbins, eliminating need for an inter-winding screen. Breakdown tested to 2000 VAC minimum.  
 Regulation - 3VA typically 21%, 6VA typically 15%, 12VA typically 10%

**I.L.P. TOROIDALS**  
 Only half the weight and height of their laminated equivalents. Available in choice of 110V, 220V primaries coded as follows: (Secondaries can be connected in series or parallel) when ordering  
 For 110V Primary insert 0 in place of "X" in type number.  
 For 220V Primary (Europe) insert 1 in place of "X" in type number.  
 For 240V Primary (U.K.) insert 2 in place of "X" in type number.  
 Example - 120VA 240V 15+15V. 4A = 42013.

### GOODS DESPATCHED WITHIN 7 DAYS OF RECEIPT OF ORDER.

FOR SINGLE AND SMALL QUANTITY ORDERS.

- \* CUSTOMER DESIGN ENQUIRIES INVITED. QUANTITY PRICE LIST AVAILABLE.
- \* FREEPOST FACILITY (U.K. only). Simply send your order in envelope to FREEPOST to address below. NO STAMP REQUIRED.
- \* TO ORDER Enclose cheque/Postal Order/Money Order payable to I.L.P. Electronics Ltd or quote your ACCESS or BARCLAYCARD account No. To pay C.O.D. add £1 extra to TOTAL value of order.
- \* Also available from ELECTROVALUE and MARSHALLS.

To: I.L.P. ELECTRONICS LTD. CANTERBURY CT2 7EP

Please supply Transformer(s)..... No.(s).....

..... Total purchase price £.....

I enclose Cheque  Postal Orders  International Money Order

Debit my Access/Barclaycard Account No.....

NAME.....

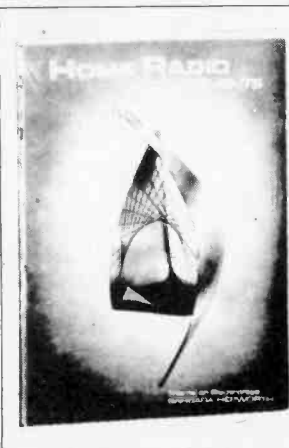
ADDRESS.....

Signature.....



## I.L.P. TRANSFORMERS

(A division of I.L.P. ELECTRONICS LTD.)  
**FREE POST T2 GRAHAM BELL HOUSE ROPER CLOSE**  
**CANTERBURY CT2 7EP. Phone (0227) 54778 Technical (0227) 64723 Telex 965 780**



### Top Priority for every constructor-HOME RADIO CATALOGUE

- About 2,000 items clearly listed.
- Profusely illustrated throughout.
- Large A-4 size pages.
- Bargain list, order form and 2 coupons each worth 25p if used as directed, all supplied free.

Price £1, plus 50p for post, packing and insurance.

Send cheque or P.O. for £1.50

**HOME RADIO Components LTD**  
 Dept. PE, P.O. Box 92, 215 London Road, Mitcham, Surrey. 01-543 5659

**PROGRESSIVE RADIO 31, CHEAPSIDE, LIVERPOOL L2 2DY**

**SEMICONDUCTORS:** Texas R103B TO3 power trans. 50p. 741 9 pin 22p. NE555 24p. TAG4443 SCR 45p. 723 14 PIN REGS. 35p. AD 161/2 MATCHED PAIRS 70p. 2N5062 SCR 15p. TL209 RED LEDS 10 for 75p. BD238 28p. BD438 28p. MPU131 P.U.T.s 40V. 200mA. 375mW 15p each. 2N3733 £1.75. Infra Red 0.2" LEDs 30p.

**RECTANGULAR LED's,** red, green or yellow 12p each. BY223 20p.

**MINIATURE MAINS TRANSFORMERS:** ALL 240VAC PRIMARY. 6-0-6 100mA. 3-0-3 100mA. 12-0-12 50mA. all 75p each. 12V 200mA 75p. 12V 500mA £1.20. 0-6V-0-6V 280mA £1.30.

**PULSE TRANSFORMERS:** 1:1 (GPO type) 30p. 1:1 plus 1 min. P. C. mounting 60p.

**MINIATURE SOLID STATE BUZZER:** 33x17x15mm. output at 3 feet 70db, only 15mA drain. operating voltage 2 types 6 or 12VDC 75p each.

**LOUD BUZZER:** 60mm dia. 63p. Rotary Alarm siren, 12VDC. Red plastic body and mounting bracket RR+75mm £4.50. **ALARM BELLS,** motorised aluminium gong. output 88db at 3 mtrs. 12V DC 85mA £7.95p.

**POCKET MULTIMETER, MODEL NH55** 2,000 ohms per volt. 1,000 volts AC/DC. 100mA DC current. 2 resistance ranges to 1 meg £5.50p.

**SOLDER SUCKER:** High suction/teflon nozzle. £4.65p.

**TRANSUCERS:** 40KHz. REC/SENDER £3.50 pair.

**MOTORS:** 3V model type 22p. 6V cassette motor £1.20p. Replacement 12VDC 8 track motors 85p.

**EX-EQUIP. B.B.R. RECORD DECK MOTORS,** C129. C127 etc. 240V AC £1.20p.

**AMPHENOL COAX CONNECTORS.** Plugs 47p. Sockets 42p. Elbows 90p. Reducers 13p. Back to back sockets 65p. Back to back plugs 65p.

**HIGH IMPEDANCE HEADPHONES,** mono 2,000 ohms imp. transducer type, adjustable band and padded ear-piece £2.75.

**SPECIAL OFFER STEREO HEADPHONES,** 8 ohms, adjustable, standard stereo plug only £2.95p

**INTERCOM UNITS** (can be used as baby alarm) supplied with approx. 60' cable, call button, 2 was £5.25 pair. 3 way £7.25p. **WIRELESS INTERCOM,** 2 units both operate on 240VAC and mains connected. AM frequency 190KHz. £29.95p.

**MINIATURE TIE PIN MICROPHONE.** Omni. 1K imp., uses deaf aid battery (supplied) £4.95p. **LOW COST CONDENSER MIKE.** Stick type. Omni. 600 ohms, on/off switch, standard jack plug only £2.95p. **EM607 CONDENSER MICROPHONE.** Highly polished metal stick mike, uni directional. 600 ohms. 30-18KHz., on/off switch only £7.95p. **DYNAMIC STICK MIKE.** CARD00. dual imp., 600 ohms or 20K 70-15KHz., attractive black metal case only £7.75p.

**JACKSONS C280 80p each.** VARIABLE CAPS. 50p each. **MERCURY (TILT) SWITCH, 1"x1". 35p.** Special clearance offer of tools, (1) Side Cutters, (2) Long nose Pliers, (3) Heavy duty pliers, insulated handles, all at £1.00 each.

**CRIMPING TOOL,** for standard terminals also 6 gauge stripper and wire cutter, insulated handles only £2.30.

Cash with order please, official orders welcome from schools etc. please add 30p post and packing. VAT inclusive. SAE for latest illustrated stock list. ALL ORDERS DESPATCHED BY RETURN POST



## Index to Advertisers

Acorn	5
Adam Hall (P.E. Supplies)	92
Aitken Bros	83
Alcon Instruments	14
Alfa Design & Engineering Services	90
Barrie Electronics	86
Bib Hi-Fi Accessories	43
B.I.E.T.	25
Bi-Pak	22
Bolster Instruments	91
British National Radio & Electronics School	93
Butterworths	44
Cambridge Kits	91
CDI Electronics Systems	90
Chromasonic Electronics	10, 11
Clef Products	83
Colour Print Express	Cover II
Computer Components (Teleplay)	Cover III
Crofton Electronics	92
C.R. Supply	90
C.U.A.	82
Davian	89
Delta-Tech	93
Doram	4
Electrovalue	88
Enviro Systems	89
Feltglow	86
Flairline Supplies	92
GJD Electronics	91
Gemini	8
Global Specialities Corporation	11, 63
Hameg Ltd	75
Haydn Manning Ltd	91
Henry's Radio	84
Hiykon Ltd	91
Home Radio	94
I.C.S. Intertext	90, 75
I.L.P. Electronics	80, 81, 94
L & B Electronics	14
London College of Furniture	86
Maplin Electronic	Cover IV
Marshall, A	87
Micro Circuits	15
Micro Times	30
Midwich Computers	7
Micro Peripherals (Mighty Micro)	37
Millhill	86
Modern Book Co.	88
Muscraft	84
Mutek	63
Nautical College	91
N.I.C.	84
Northern Micro	90
Pantec	8
Parndon	95
Phonosonics	6, 7
PKG Electronics	92
Prentice-Hall	95
Progressive Radio	94
Proto Design	92
Radio Component Specialists	88
Radio & T.V. Components	16
Rapid Electronics	82
Safgan	8
Sandwell Plant	91
Saxon Entertainments	49
Science of Cambridge	12, 13
Scientific Wire Co.	92
Service Trading	85
Swanley Electronics	92
Tangerine	29
Tempus	89
Technomatic	96
Titan	84
T.K. Electronics	9
TUAC	82
Videotone	67
Watford Electronics	2, 3
William Stuart Systems	92
Wilmslow Audio	89

### PARNDON ELECTRONICS LTD.

Dept. No. 21 44 Paddock Mead, Harlow, Essex, CM18 7RR. Tel: 0279 32700

**RESISTORS:** 1/4 Watt Carbon Film E24 range  $\pm 5\%$  tolerance. High quality resistors made under strictly controlled conditions by automatic machines. Banded and colour coded

£1.00 per hundred mixed. (Min 10 per value)

£8.50 per thousand mixed (Min 50 per value)

Special stock pack. 60 values. 10 off each £5.50



**DIODES:** IN4148 3p each. Min order quantity - 15 items  
£1.60 per hundred

**DIL SWITCHES:** Gold plated contact in fully sealed base - solve those programming problems.

4 Way 86p each. 6 Way £1.00 each. 8 Way £1.20 each.



**DIL SOCKETS:** High quality, low profile sockets.

8 pin - 10p. 14 pin - 11p. 16 pin - 12p. 18 pin - 19p. 20 pin - 21p.  
22 pin - 23p. 24 pin - 25p. 28 pin - 27p. 40 pin - 42p.

ALL PRICES INCLUDE V.A.T. & POST & PACKING - NO EXTRAS  
MIN. ORDER - U.K. £1 00. OVERSEAS £5. CASH WITH ORDER PLEASE

## practical books from sams and prentice-hall

### sams books

Howard M. Berlin

#### Design of Active Filters, with Experiments

"unique (to my knowledge) in that some 24 experiments are included to demonstrate the design and characteristics of the filters".

Microelectronics Journal

£5.80 pb 288 pages  
672-21539-X 1977

Robert T. Stone and  
Howard M. Berlin

#### Design of VMOS Circuits, with Experiments

All aspects of the vertical metal oxide semiconductor are examined.

£7.10 pb 176 pages  
672-21686-8 1980

Howard M. Berlin

#### Guide to CMOS Basics, Circuits and Experiments

22 experiments illustrate CMOS devices, characteristics and design rules.

£5.80 pb 224 pages  
672-21654-X 1979

Charles D. Rakes

#### Integrated Circuit Projects 2nd Edition

£3.60 pb 144 pages  
672-21616-7 1979

Rufus P. Turner

#### LC Circuits

£3.85 pb 112 pages  
672-21694-9 1980

Don Lancaster

#### TV Typewriter Cookbook

£6.45 pb 256 pages  
672-21313-3 1976

### prentice-hall books

John D. Lenk

#### Handbook of Digital Electronics

A crash course in digital electronics, this book gives complete technical descriptions and a simplified system of test and troubleshooting for digital electronic equipment, including microprocessors.

£14.25 hb 384 pages  
13-377184-9 1981

Frederick W. Hughes

#### OP AMP Handbook

Both theoretical aspects of OP AMPs and practical skills needed for working with OP AMP circuits are explained.

£14.25 hb 304 pages  
13-637298-8 1981

Robert G. Irvine

#### Operational Amplifier Characteristics and Applications

£16.20 hb 416 pages  
13-637751-3 1981

### Book Orders

These books can be ordered from your bookseller or in case of difficulty from

Department 30,  
Prentice-Hall International,  
66 Wood Lane End,  
Hemel Hempstead, Hertfordshire,  
HP2 4RG, England.

Please mark the number of books you wish to order in the boxes beside each title and return the advertisement to the address above with your payment.

Name \_\_\_\_\_

Address \_\_\_\_\_

I enclose a cheque/P.O. for £ \_\_\_\_\_

Please add 55p per book for postage and packing. Payment should be made out to International Book Distributors Please allow 28 days for delivery

PE 6

Prices are correct at the time of going to press but may be subject to change.





**INTRODUCING**

**THE NEW & EXCITING TRS80 MODEL III**



- 16K **£559** + VAT
- 32K **£589** + VAT
- 48K **£619** + VAT

**EXTENDED GUARANTEE BY COMPUKITE**

The Radio Shack TRS-80™ Model III is a ROM-based computer system consisting of:

- A 12-inch screen to display results and other information
- A 65-key console keyboard for inputting programs and data to the Computer
- A Z-80 Microprocessor, the "brains" of the system
- A Real-Time Clock
- Read Only Memory (ROM) containing the Model III BASIC Language (fully compatible with most Model I BASIC programs)
- Random Access Memory (RAM) for storage of programs and data while the Computer is on (amount is expandable from "16K" to "48K", optional extra)
- A Cassette Interface for long-term storage of programs and data (requires a separate cassette recorder, optional/extra)
- A Printer Interface for hard-copy output of programs and data (requires a separate line printer, optional/extra)
- Expansion area for upgrading to a disk-based system (optional/extra)
- Expansion area for an RS-232-C serial communications interface (optional/extra)

All these components are contained in a single moulded case, and all are powered via one power cord.

**SPECIAL OFFER**

**FOR MODEL III PURCHASERS**

We will take keyboards only for TRS80 Model I and Level II in part exchange. There will be refurbished Model I and Level II keyboards available later in the year - Phone for availability and price.

only **£295** + VAT

**TRS80 EXPANSION INTERFACE**

Expand your TRS80 by 32K. 32K Memory on board. Centronics parallel port. Disk controller card. Real-time clock. Requires Level II Basic. Interface for 2 cassette decks. Complete with power supply.



**EXTENDED GUARANTEE BY COMPUKITE**

**NASCOM 2 GAMES TAPE**

featuring Space Invaders and Android Nim. Re-numbering program and other goodies! **£7.50** + VAT

**EXTENDED GUARANTEE BY COMPUKITE**

We give a full one year's guarantee on all our products, which normally only carry 3 months guarantee.

**WE ARE NOW STOCKING THE AUTOSTART APPLE II AT REDUCED PRICES**



**EXTENDED GUARANTEE BY COMPUKITE**

- 16K **£549** + VAT
- 32K **£579** + VAT
- 48K **£599** + VAT

**Getting Started** APPLE II is faster, smaller, and more powerful than its predecessors. And it's more fun to use too because of built-in features like:

- BASIC - The Language that Makes Programming Fun.
- High-Resolution Graphics (in a 54,000-Point Array) for Finely-Detailed Displays.
- Sound Capability that Brings Programs to Life.
- Hand Controls for Games and Other Human-Input Applications.
- Internal Memory Capacity of 48K Bytes of RAM, 12K Bytes of ROM; for Big System Performance in a Small Package.
- Eight Accessory Expansion Slots to let the System Grow With Your Needs.

You don't need to be an expert to enjoy APPLE II. It is a complete, ready-to-run computer. Just connect it to a video display and start using programs (or writing your own) the first day. You'll find that its tutorial manuals help you make it your own personal problem solver.

**EUROPE'S FASTEST SELLING ONE BOARD COMPUTER.**

**COMPUKIT UK101**

★ 6502 based system - best value for money on the market. ★ Powerful 8K Basic - Fastest around ★ Full Qwerty Keyboard ★ 4K RAM Expandable to 8K on board ★ Power supply and RF Modulator on board. ★ No Extras needed - Plug-in and go ★ Kansas City Tape interface on board. ★ Free Sampler Tape including powerful Disassembler and Monitor with each Kit. ★ If you want to learn about Micros, but didn't know which machine to buy then this is the machine for you



**NEW ISSUE COMPUKIT WITH ALL THE FEATURES THAT MADE IT THE MOST PROFESSIONAL COMPUTER KIT ON THE MARKET. Now WITH FREE MONITOR (a saving of £22), which includes Flashing Cursor, Screen Editing, & Save Data on Tape.**

**DEALER ENQUIRIES INVITED**

Fully assembled **£199**

Build, Understand and Program your own Computer for only a small outlay

**KIT ONLY £149** + VAT NO EXTRAS NEEDED

**NEW EXTENDED MONITOR IN EPROM** - available separately at **£22 + VAT**

Improved BASIC function - revised GARBAGE routine. Allows correct use of STRING ARRAYS. This chip can be sold separately to existing CompuKit and Superboard users.

4K Upgrade Kit - **£15.90**

- FOR THE COMPUKIT** - Assembler Editor **£14.90** Screen Editor Tape **£5.90**
- GAME PACKS** - 1) Four Games **£5.00** 2) Four Games **£5.00** 3) Three Games **8K only £5.00**
- Super Space Invaders (8K) **£6.50** Space Invaders **£5.00** Chequers **£3.00** Realtime Clock **£3.00**
- Case for CompuKit **£29.50** 40 pin Expansion Jumper Cable **£8.50** All Prices exclusive VAT

**NEW**

**VIDEO GENIE EXPANSION BOX**

Complete with RS232 interface and floppy disc controller. 0 memory. **£225** - VAT. Memory expansion card (S100) 16K **£110** 32K **£159** + VAT. Further S100 cards available later in the year.


**EXTENDED GUARANTEE BY COMPUKITE**

**THE VIDEO GENIE SYSTEM**

Ideal for small businesses, schools, colleges, homes, etc. Suitable for the experienced, inexperienced, hobbyist, teacher, etc.

**EXTENDED GUARANTEE BY COMPUKITE**

**EG3000 Series**



16K **£279** + VAT

**WITH NEW EXTRA KEYS!**

- 16K user RAM plus extended 12K Microsoft BASIC in ROM
- Fully TRS-80 Level II software compatible
- Huge range of software already available
- Self contained, PSU, UHF modulator, and cassette
- Simply plugs into video monitor or UHF TV
- Full expansion to disks and printer
- Absolutely complete - just fit into mains plug.

**NEW REDUCED PRICES**

- 8K **£399**
  - 16K **£449** + VAT
  - 32K **£499**
- RRP £795 for 32K



**EXTENDED GUARANTEE BY COMPUKITE**

**The PEDIGREE PETS**

Very popular for home & business use. 8K Microsoft Basic in ROM. 8K Pet. 32K & 16K with new improved keyboard. All with green screen. Cassette Deck **£55** extra. Full range of software available. Interface PET IEEB - Centronics Parallel. Decoded **£77.00** + VAT.

**SPECIAL SCOOP**


**GET YOURSELF A NEW MX80 PRINTER AND SAVE A FORTUNE**

only **£299** + VAT

Interface Cards for Apple, Pet, TRS80, Nascom and CompuKit. RS232 Interface Cards not necessary for parallel.

**£49** + VAT

Full TRS80/Genie Graphics including cables. Ready to go **EX-STOCK.**



**EXTENDED GUARANTEE BY COMPUKITE**

**COMP POCKET COMPUTER GREATEST BREAKTHROUGH YET**



**£79.90** + VAT

COMPUTER POWER THAT ONCE FILLED A ROOM CAN NOW BE CARRIED IN YOUR POCKET!

- Programs in BASIC
- "QWERTY" Alphabetic Keyboard
- 1.9K Random Access Memory
- Long Battery Life.

Computer power that once filled a room can now be carried in your pocket! It's easy to load with ready-to-run software from cassette tape (interface and recorder optional) or program it yourself in easy-to-learn BASIC. 24-character liquid crystal readout displays one line at a time. Special feature is advanced non-volatile memory allows you to power on and off without losing the contents of memory. Note: Memory must be transferred to tape before changing batteries. Automatic statement compaction squeezes every ounce of memory space. Features power-off retention of programs and data. Powerful resident BASIC language includes multiple statements, math functions, editing, strings, arrays and much more. Multiple program loading capability subject to RAM availability. Carrying case and batteries included.

**NOW OPEN**

**OUR SHOWROOM & SALES CENTRE AT**

311 Edgware Road, London W2

Delivery is added at cost. Please make cheques and postal orders payable to **COMP SHOP LTD.**, or phone your order quoting **BARCLAYCARD, ACCESS, DINERS CLUB** or **AMERICAN EXPRESS** number.

**CREDIT FACILITIES ARRANGED** - send S.A.E. for application form.

**MAIL ORDER AND SHOP:**

14A Station Road, New Barnet, Hertfordshire, EN5 1QW (Close to New Barnet BR Station - Moorgate Line). Telephone: 01-441 2922 (Sales) 01-449 6596 Telex: 298755 TELCOM G

**NEW WEST END SHOWROOM:**

311 Edgware Road, London W2. Telephone: 01-262 0387


**OPEN (LONDON) - 10am - 6pm - Monday to Saturday**

- ★ IRELAND: 80 Marlborough Street, Dublin 1. Telephone: Dublin 749933
- ★ COMP SHOP USA, 1348 East Edinger, Santa Ana, California, Zip Code 92705. Telephone: 0101 714 5472526



"Europe's Largest Discount Personal Computer Stores"

**TELEPHONE SALES OPEN 24 hrs. 7 days a week 01-441 2922**






# MAPLIN make it easy...




in  
**SOUTHEND**  
284 London Road  
Westcliff-on-Sea  
Essex  
Tel: (0702) 554000  
(Closed Mondays)



in  
**HAMMERSMITH**  
159-161 King Street  
Hammersmith  
London W6  
Tel: 01-748 0926  
(Closed Mondays)

For personal service visit one of our stores.  
Our new store at Hammersmith is conveniently situated near the end of the M4 and the North and South Circular Roads. There is excellent street parking on meters a few steps away and Hammersmith Underground Station is nearby. Call in and see us soon.



in our  
**CATALOGUE**

320 big pages packed with data and pictures of over 5,500 items

Over 100,000 copies sold already!  
Don't miss out on your copy.

On sale now in all branches  
WH Smith  price £1.

In case of difficulty check the coupon below.

**by MAIL ORDER**  
A fast service  
You can rely on

- \* Same day service on in-stock lines
- \* Very large percentage of our stock lines in stock
- \* All prices include VAT
- \* Large range of all the most useful components
- \* First class reply paid envelope with every order
- \* Quality components—no rejects—no re-marks
- \* Competitive prices
- \* Your money is safe with a reputable company

On price, service, stock, quality and security it makes sense now more than ever to make **MAPLIN** your first choice for components every time!

## make it easy... with MAPLIN

The  
**Maplin Matinée**

Amazing value for  
only £229.95 plus £99.50  
for cabinet if required

Easy to build, superb specification. Comparable with organs selling for up to £1,000. Full construction details in Electronics & Music Maker commencing March, 1981 issue. Back numbers available.



**MAPLIN** ELECTRONIC SUPPLIES LTD.

All mail to: P.O. Box 3, Rayleigh, Essex SS6 8LR. Tel: Southend (0702) 554155 Sales: (0702) 552911

### Post this coupon now.

Please send me a copy of your 320 page catalogue I enclose £1.25 (incl. 25p p&p) If I am not completely satisfied I may return the catalogue to you and have my money refunded. If you live outside the U.K. send £1.68 or 12 International Reply Coupons

Name

Address

PE-6-81