

PRACTICAL

# ELECTRONICS

MAY 1979

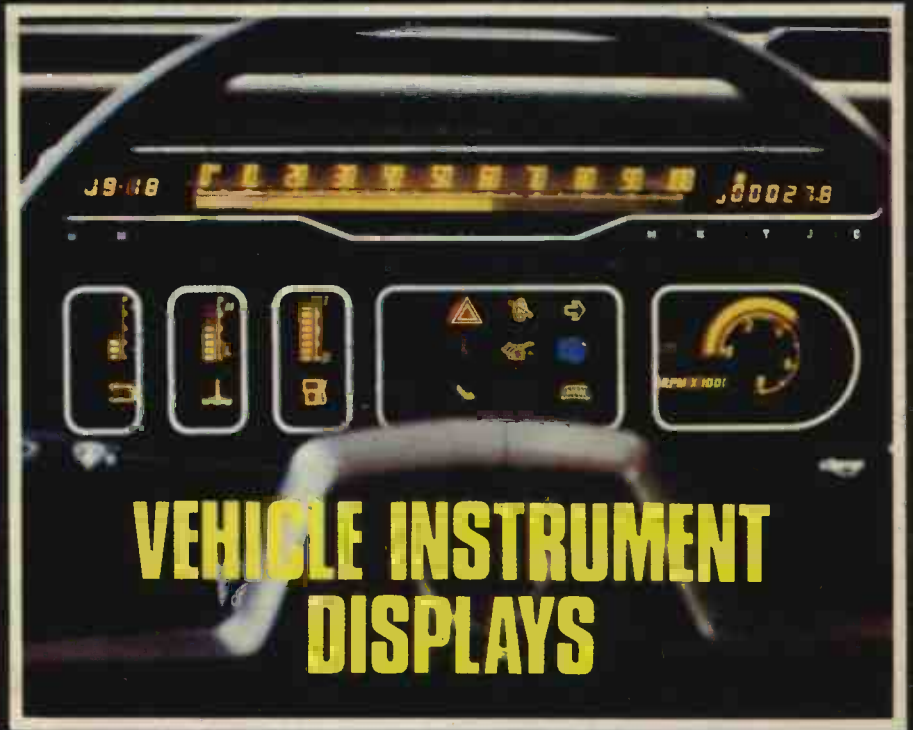
50p



# FREE!

*This* I.C.  
INSERTION  
TOOL

*Worth at  
least* £1



## VEHICLE INSTRUMENT DISPLAYS



## MICROPROCESSOR EVALUATION SYSTEM

# PET COSTS LESS AT COMP and it's a pedigree

RRP £695

The No. 1 Personal Computer in the U.K. 8K

SAVE

Affordable £499 + VAT £50

for the first time user and the professional check out the PET, the world's most popular personal computer.



## THE ATARI video computer system

Atari's Video Computer System now offers more than 1300 different game variations and options in twenty great Game Program™ cartridges!

Have fun while you sharpen your mental and physical coordination. You can play rousing, challenging, sophisticated video games, the games that made Atari famous.

You'll have thrill after thrill, whether you're in the thick of a dogfight, screeching around a racetrack, or dodging asteroids in an alien galaxy. With crisp bright color (on color TV) and incredible, true-to-life sound effects. With special circuits to protect your TV.

Cartridges now available

Basic Maths, Airsea Battle, Black Jack, Breakout, Surround, Spacewar, Video Olympics, Outlaw, Basketball.

All at

~~£169~~ £139.00

£13.90 each.



Years and years of fun and satisfaction are assured

SAVE £30

## THE EXIDY SORCERER.

SAVE £100

### SORCERER COMPUTER SYSTEM

The Sorcerer Computer is a completely assembled and tested computer system. Standard configuration includes 63-key typewriter style keyboard and 16-key numeric pad, Z80 processor, dual cassette I/O with remote computer control at 300 and 1200 baud data rates, RS232 serial I/O for communications, parallel port for direct Centronics printer attachment. 4K ROM operating system, 8K ROM. Microsoft BASIC in Rom Pac™ cartridge, composite video of 64 char/line 30 line/ screen, 128 upper/lower case ASCII set and 128 user-defined graphic symbols, operation manual, BASIC programming manual and cassette/video cables, connection for S-100 bus expansion.

CPM NOW



LOOK!

- \*32K RAM on board
- \*RS232 interface \*8K BASIC ROM
- \*CUTS interface \*4K MONITOR
- \*KANSAS CITY interface \*\$100 BUS
- \*User defined graphic symbols \*Z80 cpu

16K ~~£260~~ £751 \* 32K ~~£350~~ £850 \* Credit facilities available. + VAT

## SHORT C12 CASSETTES FOR COMPUTER PROGRAMMES 10 for £4.00

## OHIO SUPERBOARD II NEW

For electronic buffs. Fully assembled and tested. Requires +5V at 3 Amps and a video monitor or TV with RF converter to be up and running.

### STANDARD FEATURES

Uses the ultra powerful 6502 microprocessor 8K Microsoft BASIC-in-ROM

Full feature BASIC runs faster than currently available personal computers and all 8080-based business computers.

4K static RAM on board expandable to 8K

Full 53-keyboard with upper/lower case and user programmability

Kansas City standard audio cassette interface for high reliability

Full machine code monitor and I/O utilities in ROM

Direct access video display has 1K of dedicated memory (besides 4K user memory), features upper case, lower case, graphics and gaming characters for an effective screen resolution of up to 256 by 256 points. Normal TV's with overscan display about 24 rows of 24 characters; without overscan up to 30 x 30 characters.

### EXTRAS

Available expander board features 24K static RAM (additional), dual mini-floppy interface, port adapter for printer and modem and an OSI 48 line expansion Interface.

Assembler/Editor and extended machine code monitor available.

~~£280.00~~ £249.00 + VAT

Send £10 to reserve one - pay balance on delivery.

## Teleplay presents the PROGRAMAGAME of all time!

TELEPLAY have produced a product that will not go out of date. Just ADD each new cartridge and your colour video centre will be up to date the Teleplay way. You will save points in the long run. Works OK on Black and White TV

EX STOCK IMMEDIATE DELIVERY

We offer all this to you for ONLY £28.90

SAVE £10



Every 3 months a NEW game will become available to you and those already under production include: Submarines, Snake War, Wipe Out and many more. The price of these will vary from £12 to £19 depending upon the complexity of the game.

Additional cartridges NOW available include:

- Stunt Cycle 4 games
- Tank Battle 4 games
- Road Race 2 games

Cartridges and Hand Controls £14.90

Cartridge and Hand Controls £18.90

Cartridge Controls already with basic kit £12.90

NEW - WIPE OUT cartridge - 6 games £13.90

Cartridge does come complete with printed card and easy to follow instructions

All parts fully guaranteed

## ATTENTION! TRS 80 USERS

SAVE £90

Simple to fit - only a screw driver is required.

16K UP Half Radio £99 LIFETIME GRADE KIT Shack Price + VAT GUARANTEE

## TRS 80 SOFTWARE NEW

100 MIXED PROGRAMMES on cassette £49.00

## MAGS. MANY RECENT BACK ISSUES

INTERFACE KILO BAUD BYTE AGE — £2.00 £2.00 £2.00

WE CAN SUPPLY YOUR SHOP

All prices include VAT except where shown. Orders over £5 post and packing free otherwise add 20p. Please make cheques and postal orders payable to COMP, or phone your order quoting BARCLAYCARD or ACCESS number.

**COMP** COMPUTER COMPONENTS

14 STATION ROAD, NEW BARNET, HERTFORDSHIRE TEL: 01-441 2922 (Sales) 01-449 6596  
CLOSE TO NEW BARNET BR STATION — MOORGATE LINE TELEX: 298755  
OPEN — 10am to 7pm — Monday to Saturday CONTINUOUS DEMONSTRATIONS  
£6 EXTRA FOR SECURICOR DELIVERY



# PRACTICAL ELECTRONICS

VOLUME 15 No. 5 MAY 1979

## CONSTRUCTIONAL PROJECTS

<b>MICROPROCESSOR EVALUATION SYSTEM</b> <i>by D. S. Coultts</i>	18
Introduction to the CP1610 and its instruction set	
<b>SOUND TO LIGHT</b> <i>by Ben J. Duncan</i>	28
Sound to light modulator for discotheques	
<b>SOUND OPERATED SWITCH</b> <i>by M. Tooley B.A. and D. Whitfield B.A., M.Sc.</i>	46
Clunk . . . click	
<b>LOW-NOISE PRE-AMP</b> <i>by J. Gerrard</i>	54
Designed for use with low output low impedance microphones	
<b>AUTORANGING MULTIMETER—2 CONCLUSION</b> <i>by Dr M. A. Sawicki and A. Kowalewski</i>	56
Display board, p.c.b. construction and final setting up.	

## GENERAL FEATURES

<b>VEHICLE INSTRUMENT DISPLAYS</b> <i>by B. Shepherd C.Eng., F.I.E.E.</i>	24
Technology inroads	
<b>STRICTLY INSTRUMENTAL</b> <i>by K. Lenton-Smith</i>	36
Hammond B-3000	
<b>SEMICONDUCTOR UPDATE</b> <i>by R. W. Coles</i>	38
A look at some recently released devices	
<b>INGENUITY UNLIMITED</b>	68
Cheap Thermometer—4 Wire—8 Way Bell System—CMOS Logic Probe—Varitone Stylophone	

## NEWS AND COMMENT


<b>EDITORIAL</b>	17
<b>PATENTS REVIEW</b>	
Thought provoking ideas on file at the British Patents Office	37
<b>MARKET PLACE</b>	
New products—At The All-Electronics Show—DMM Review	41
<b>SPACEWATCH</b> <i>by Frank W. Hyde</i>	44
Canada, More about Venus, Skylab, Growth of Satellite Communications	
<b>NEWS BRIEFS</b>	
Countdown—Higher Speed, Lower Power TTL—Hams Rally	45
Final Phase—Ferrite-Clad Aerials—Rapid Recall Move—Nascom Club	53
Development System	55
<b>POINTS ARISING</b>	
Microprinter—Sequencer	45
<b>MK 14 REVIEW</b>	
A remarkable little micro kit	50
<b>I.C. INSERTION TOOL</b> <i>information</i>	65
<b>INDUSTRY NOTEBOOK</b> <i>by Nexus</i>	
What's happening inside industry	66

**OUR JUNE ISSUE WILL BE ON SALE FRIDAY, 11 MAY 1979**  
(for details of contents see page 67)

© IPC Magazines Limited 1979. Copyright in all drawings, photographs and articles published in PRACTICAL ELECTRONICS is fully protected, and reproduction or imitations in whole or part are expressly forbidden. All reasonable precautions are taken by PRACTICAL ELECTRONICS to ensure that the advice and data given to readers are reliable. We cannot, however, guarantee it, and we cannot accept legal responsibility for it. Prices quoted are those current as we go to press.



# MULTIMETERS TO THE FORE



Alpha IV

Gould Advance proudly present our new Alpha IV.

The fourth generation of an outstanding multimeter, its price of £105 is so reasonable when compared to those of its competitors — in these inflationary times.

While the improved spec and high reliability are a result of the experience we gained from the first three models.

The Alpha IV measures a.c. and d.c. voltage and current, plus resistance — with a choice of 25 accurate measurement ranges. A '2000 Count' large, clear l.c.d. display.

And true ease of use with its long life battery power facility.

Plus a two-year guarantee (in common with all our instruments). May we send you the data, *forthwith*?




**GOULD**

Gould Advance Limited,  
Roebuck Road, Hainault, Essex JG6 3UE.  
Telex: 263785.

TELEPHONE: 01-500 1000

vero

OUR RANGE OF  
PRODUCTS ARE NOW INDIVIDUALLY  
AND ATTRACTIVELY PACKAGED



Our new catalogue lists circuit board accessories for all your projects — DIP sockets, pins, stand-offs, cable clips, hand tools. And we've got circuit boards, module systems, cases and boxes — everything you need to give your equipment the quality you demand. Send 25p to cover postage and packing, and the catalogue's yours.

**VERO ELECTRONICS LTD. RETAIL DEPT.**  
Industrial Estate, Chandlers Ford, Hants. SO5 3ZR  
Telephone Chandlers Ford (04215) 2956

## NO DISCO SYSTEM IS COMPLETE WITHOUT...



### CITRONIC MM 313 MIXER

Ideal for the DIY enthusiast building up a complete disco system. 4/6 ch. mono, inc. LED indicators, connections via phono sockets at rear. Bargain price, including PSU £84.24

### PIEZO HORNS

FANTASTIC SPECIAL OFFER! TO READERS OF THIS PUBLICATION

Tweeters for your disco. PA system or Hi-Fi. Frequency range 5K-20K. No X over required. They can be used in any PA system up to 100W. Why pay more? OUR PRICE ONLY £6.18 each



### BULGIN OCTAL PLUGS AND SOCKETS

There's always hundreds of Bulgin Octal multiway plugs and sockets in stock at Roger Squire's. Each pin rated 6A. Perfect for your Sound to Light System. P552 SOCKET £0.65 P551 PLUG £1.94 Carriage on 10 or more nominal £1.00 Also available 6-way multicore cable (6 Amps per core) ex stock. £0.85 per metre. Please phone for carriage quote.



### PROJECTORS SQUIRE MULTIFECT 150

— including rotator and effects wheel. A truly versatile projector which uses a powerful 150W Tungsten bulb, all effects attachments simply slot in ready for use.

A BARGAIN AT £42.12



### STARLITE 250

An exclusive new line to Roger Squire's Disco Centres. Superb high powered 250 W quartz halogen bulb, fan cooled, accepts wide range of multifect attachments. Unique connection slot for orbit prism revolvers. Only

£74.52 attachments extra

### PLUS MANY DISCO ACCESSORIES

All Roger Squire's shops have a service department which carries large stocks of DISCO SPARES & ACCESSORIES. For example: Fane and H. H Disco Speakers 12" and 15" BSR and Garrard decks at discount prices



Plus sockets, Fuses, Plugs, etc etc.

## Roger Squire's DISCO GEAR

Personal callers: ROGER SQUIRE'S DISCO CENTRES

LONDON: 175 Junction Road, Tufnell Park N19 5QQ 01-272 7474

BRISTOL: 125 Church Road, Redfield, Bristol BS5 9JR 0272-550550

MANCHESTER: 251 Deansgate M3 4EN 061-831 7676

GLASGOW: 1 Queen Margaret Road off Queen Margaret Drive, Kelvinside, Glasgow, G20 6DP 041-946 3303

Open from 10-5 Tues-Sat 10-8 Weds. Closed Mondays.



# WATFORD ELECTRONICS

35 CARDIFF ROAD, WATFORD, HERTS., ENGLAND  
MAIL ORDER, CALLERS WELCOME. Tel. Watford 40588/9

ALL DEVICES BRAND NEW, FULL SPEC. AND FULLY GUARANTEED. ORDERS DESPATCHED BY RETURN OF POST. TERMS OF BUSINESS: CASH/CHEQUE/P.O. or BANKERS DRAFT WITH ORDER. GOVERNMENT AND EDUCATIONAL INSTITUTIONS' OFFICIAL ORDERS ACCEPTED. TRADE AND EXPORT INQUIRY WELCOME. P&P Add 30p to ALL ORDERS UNDER £10.00. OVERSEAS ORDERS POSTAGE AT COST. AIR/SURFACE.

SEND 50p (plus 25p p&p) FOR OUR CATALOGUE

**VAT** Export orders no VAT. Applicable to U.K. Customers only. Unless stated otherwise, all prices are exclusive of VAT. Please add 8% to devices marked \*. To the rest add 12 1/2%. We stock many more items. It pays to visit us. We are situated behind Watford Football Ground, nearest Underground/BR Station: Watford High Street. Open Monday to Saturday 9.00 am - 6.00 pm. Ample Free Car Parking space available.

**POLYESTER CAPACITORS:** Axial lead type. (Values are in µF) 400V: 0.001, 0.0015, 0.0022, 0.0033 9p; 0.0047, 0.0068, 0.01, 0.015, 0.018 10p; 0.022, 0.033 10p; 0.047, 0.068 14p; 0.10 15p; 0.15, 0.22 22p; 0.33, 0.47 33p; 0.68 45p. 160V: 0.015, 0.022 11p; 0.33, 0.47 19p; 0.68, 1.0 22p; 1.5 29p; 2.2 32p. **DUBILIER:** 1000V: 0.01, 0.015 20p; 0.022 22p; 0.047 26p; 0.1 35p; 0.47 48p.

**POLYESTER RADIAL LEAD (Values are in µF) 250V:** 0.01, 0.015, 0.022, 0.027 6p; 0.033, 0.047, 0.068, 0.1 7p; 0.15 11p; 0.22, 0.33 13p; 0.47 15p; 0.68 18p; 1.0 24p; 1.5 27p; 2.2 31p.

**ELECTROLYTIC CAPACITORS:** Axial lead type (Values are in µF) 500V: 10 40p; 47 68p; 250V: 100 65p; 63V: 0.47, 1.0, 1.5, 2.2, 3.3, 4.7, 6.8, 8, 10, 15, 22 8p; 47, 32, 50 11p; 100, 220 27p; 50V: 50 11p; 100, 220 25p; 470 32p; 1000 50p; 40V: 2.2, 3.3 8p; 100 12p; 2200, 3300 62p; 4700 85p; 35V: 10, 33 9p; 330, 470 32p; 1000 49p; 25V: 10, 22, 47 6p; 80, 100, 160 8p; 220, 260 13p; 470, 640 25p; 1000 27p; 1500 30p; 2200 45p; 3300 62p; 4700 88p; 16V: 10, 40, 47, 68 7p; 100, 125 8p; 330 14p; 470 16p; 1000, 1500 20p; 2200 34p; 10V: 4, 100 6p; 640 10p; 1000 14p. **Tag-End 70V:** 2000 89p; 4700 135p; 50V: 10,000 255p; 40V: 2500 65p; 3300, 4700 70p; 15,000 450p; 25V: 4700 68p; 2200 48p; 325V: 200 + 100 + 50 + 100 190p; 32 + 32 175p.

**TANTALUM BEAD CAPACITORS:** 35V: 0.1µF, 0.22, 0.33, 0.47, 0.68, 1.0, 2.2µF, 3.3, 4.7, 6.8, 25V: 1.5, 10, 20, 30, 47, 100µF 13p each. 47, 100, 200µF: 1.0V, 2.2µF, 3.3, 6V: 47, 68, 100, 3V: 68, 100µF 20p each.

**MYLAR FILM CAPACITORS:** 100V: 0.001, 0.002, 0.005, 0.01µF 6p 0.015, 0.02, 0.04, 0.05, 0.05µF 9p 0.01µF, 0.2 9p 50V: 0.47µF 11p

**CERAMIC CAPACITORS:** 50V 0.5pF to 10nF 3p each 15nF, 22nF, 33nF, 47nF 4p each 0.1µF 6p; 0.2µF 7p

**POLYSTYRENE CAPACITORS:** 100pF to 1nF 6p; 1.5nF to 47nF 10p

**SILVER MICA (Values in pF) 3-3, 4-7, 6-8, 10, 12, 18, 22, 33, 47, 50, 68, 75, 82, 85, 100, 120, 150, 220, 250, 300 9p ea 300, 330, 360, 390, 600, 820 16p ea 1000, 1200, 1800, 2000, 2200 20p ea**

**MINIATURE TYPE TRIMMERS:** 2 5 6pF 3-10pF 10 40pF 22p 5 25pF 5 45pF 60pF 88pF 30p

**COMPRESSOR TRIMMERS:** 3-40pF, 10-80pF, 25-190pF 30p 100-500pF 45p; 1250pF 60p

**SOLDERCON PINS\*** 100 pins 50p; 1000 pins 400p

JACK PLUGS		SOCKETS	
Screened chrome	Plastic body	open metal	moulded with break contacts
2.5mm 13p	10p	8p	11p
3.5mm 19p	10p	8p	12p
MONO 25p	14p	13p	18p
STEREO 28p	18p	20p	22p

DIN	PLUGS	SOCKETS	In Line
2 PIN Loudspeaker	10p	8p	20p
4, 5 Pin Audio	10p	12p	20p
Co-axial (plastic) (metal)	10p	10p	12p
	15p	15p	22p

PHONO	assorted colours	10p single	15p
		15p 4-way	20p

BANANA	4mm	11p	12p
	2mm	12p	—
	1mm	6p	—
WANDER	3mm	7p	—

## TTL 74LS\* (TEXAS)

LS00 13	LS63 150	LS153 76	LS240 236	LS346 185	Low Profile	Wire Wrap	SCRs
LS01 13	LS73 46	LS155 96	LS241 231	LS347 48	8pin	10p	25p
LS02 14	LS74 41	LS156 96	LS242 232	LS348 186	14pin	12p	35p
LS03 14	LS75 48	LS157 76	LS243 232	LS352 228	16pin	13p	46p
LS04 14	LS76 40	LS158 96	LS244 155	LS353 228	18pin	20p	52p
LS05 23	LS78 40	LS160 128	LS245 270	LS365 65	20pin	27p	65p
LS08 22	LS83 115	LS161 98	LS247 190	LS366 65	22pin	30p	70p
LS09 22	LS86 118	LS162 138	LS248 190	LS367 65	24pin	30p	78p
LS10 20	LS86 43	LS163 102	LS249 190	LS368 66	28pin	42p	85p
LS11 22	LS90 38	LS164 114	LS251 134	LS373 180	36pin	—	105p
LS12 23	LS93 104	LS165 76	LS253 155	LS375 160	40pin	55p	109p
LS13 38	LS92 89	LS166 222	LS257 110	LS377 212			
LS14 75	LS93 89	LS168 155	LS258 110	LS377 212			
LS15 30	LS95 116	LS169 150	LS259 160	LS378 184			
LS20 20	LS96 116	LS170 288	LS261 450	LS379 215			
LS21 22	LS107 44	LS173 105	LS266 52	LS384 86	2101	100	75450 120
LS22 22	LS109 55	LS174 106	LS273 248	LS385 155	2102-2	70	811595 95
LS26 48	LS112 55	LS175 110	LS275 250	LS386 86	2111	220	811596 95
LS27 28	LS113 50	LS181 398	LS278 66	LS390 230	2112	105	811597 120
LS28 48	LS114 50	LS183 298	LS280 250	LS393 230	2114	750	AY-3-1015 560
LS30 22	LS122 70	LS189	LS283 192	LS395 218	2114	750	AY-5-1013 450
LS32 27	LS123 70	LS190 140	LS283 192	LS396 215	2114	750	AY-5-1013 450
LS33 39	LS124 180	LS191 140	LS293 128	LS398 276	2513	595	MC1488 85
LS37 34	LS125 60	LS192 132	LS295 185	LS399 220	2516	1490	MC1489 90
LS38 39	LS126 60	LS193 130	LS298 68	LS445 150	2708	750	MC1411 958
LS40 28	LS132 95	LS194 166	LS299 468	LS447 144	4027	750	SFC71301 820
LS42 98	LS136 58	LS195 136	LS300 175	LS490 180	4047	750	SF98364E
LS43 63	LS138 85	LS196 100	LS302 175	LS302 175	71301	820	1175
LS48 120	LS139 85	LS197 140	LS323 468	LS669 182	74388	165	SFS80102 208
LS49 120	LS145 108	LS199	LS324 240	LS670 248	74382	875	Z80 1150
LS51 24	LS147 170	LS200 348	LS325 290	LS673 1050	74428	750	UHF Modulator
LS54 28	LS148 173	LS202 348	LS326 294	LS674 1450	74450	750	
LS55 30	LS151 96	LS221 96	LS327 286	LS677 1050	74475	825	

## DIL SOCKETS\* (TEXAS)

Low Profile	Wire Wrap	SCRs
8pin	10p	25p
14pin	12p	35p
16pin	13p	46p
18pin	20p	52p
20pin	27p	65p
22pin	30p	70p
24pin	30p	78p
28pin	42p	85p
36pin	—	105p
40pin	55p	109p

## COMPUTER/VDU HARDWARE\*


2101	100	75450	120
2102-2	70	811595	95
2111	220	811596	95
2112	105	811597	120
2114	750	AY-3-1015	560
2513	595	MC1488	85
2516	1490	MC1489	90
2708	750	MC1411	958
4027	750	SFC71301	820
4047	750	SF98364E	
71301	820	1175	
74388	165	SFS80102	208
74382	875	Z80	1150
74428	750	UHF Modulator	250
74450	750		
74475	825		

## TTL 74\*

7400 13	7495 65	74194 98	4056 134
7401 13	7496 57	74195 98	4057 199
7402 13	7497 57	74196 80	702* 75
7403 14	7498 119	74197 80	4059 140
7404 14	7499 62	74198 180	710C 67
7405 18	74107 29	75150 175	4060 115
7406 38	74109 54	75491 92	723* 125
7407 38	74111 58	75492 92	4062 99
7408 17	74112 95	4063 110	741C* 8 pin
7409 17	74116 198	4066 58	747C* 38
7410 15	74118 83	4067 380	748C* 76
7411 20	74119 149	4068 22	810C 150
7412 17	74120 115	4069B 20	AY-1-0212
7413 30	74121 25	4070 15	AY-1-1313*
7414 51	74122 46	4071 21	AY-1-1320
7415 30	74123 38	4072 16	AY-1-1320 3160
7416 30	74125 38	4073 21	AY-1-5050 180
7417 30	74126 57	4074 23	AY-1-5051 145
7418 29	74127 74	4075 23	AY-1-672/1/6 195
7419 29	74128 74	4076 85	AY-3-8500C 385
7420 16	74129 74	4077 31	AY-5-224A 280
7421 29	74132 73	4078 21	AY-5-1230* 450
7422 24	74133 73	4079 21	AY-5-1315 560
7423 27	74136 65	4080 21	AY-5-1317A 630
7424 27	74137 65	4081 21	CA3011* 82
7425 36	74142 209	4082 21	CA3020 170
7426 35	74144 314	4083 21	CA3023 170
7427 27	74143 314	4084 21	CA3028A 80
7428 35	74144 314	4085 105	CA3035 240
7429 17	74145 65	4086 105	CA3036 210
7430 17	74147 175	4087 372	CA3043 190
7431 20	74150 99	4088 372	CA3046* 71
7432 25	74150 99	4089 15	CA3048 200
7433 33	74151 64	4090 15	CA3075 175
7434 17	74153 64	4091 109	CA3080E 80
7435 17	74154 96	4092 109	CA3081 210
7436 68	74155 53	4093 180	CA3082 190
7437 115	74156 80	4094 15	CA3090AQ 308
7438 94	74159 185	4095 98	CA3123E 238
7439 94	74160 82	4096 98	CA3130* 85
7440 82	74161 92	4097 58	CA3140* 80
7441 82	74162 92	4098 205	ICL7107* 975
7442 51	74163 92	4099 440	ICL7107* 975
7443 17	74163 92	4100 440	ICL7107* 975
7444 112	74167 67	4101 145	ICL7555* 95
7445 94	74168 105	4102 165	ICM721F 1650
7446 17	74165 105	4103 111	4412V1380
7447 36	74176 104	4104 325	4415V 795
7448 17	74177 104	4105 307	4415V 795
7449 28	74178 185	4106 307	LD130* 452
7450 25	74179 625	4107 320	LF356* 298
7451 32	74173 120	4108 105	LM301A 30
7452 74	74174 87	4109 80	LM304 240
7453 38	74175 87	4110 80	4445 825
7454 36	74176 75	4111 440	4449 1275
7455 48	74177 78	4112 440	4450 295
7456 86	74178 153	4113 445	4451 295
7457 69	74180 85	4114 145	4459V 695
7458 72	74181 165	4115 405	LM348* 90
7459 106	74182 88	4116 405	4501 93
7460 31	74183 135		



**it's WAR!!**



## ANOTHER WAR!!!

Yes once again we have stock coming out of our ears! Arrow have purchased the entire stock of a prominent mail order company and must clear space in our warehouse.

Cut out and mail whole coupon:

Insert no. of packs required in box

- |  |       |                          |
|--|-------|--------------------------|
| 1. Quarter Kilo weight mixed resistors, may incl. $\frac{1}{4}$ to 2 watt/Wirewounds great variety | £1.00 | <input type="checkbox"/> |
| 2. 100 Assorted Capacitors, may incl. Discs, Electrolytic/Mylars/Polys, etc.                       | £1.00 | <input type="checkbox"/> |
| 3. Thyristor pack - 3 mixed S.C.R.'s may incl. $\frac{1}{2}$ -10 Amp at 50 to 400 volt.            | £1.00 | <input type="checkbox"/> |
| 4. Zener pack. 15 assorted Zener diodes/regulators may incl. 250mw to 5 watt many volts.           | £1.00 | <input type="checkbox"/> |
| 5. Trimmer Capacitors, Unique pack may incl. Variables, pre-sets, UHF/VHF/TV types 15 pcs.         | £1.00 | <input type="checkbox"/> |
| 6. 20 Transistors, may incl. Germanium, silicon, NPN & PNP, Power etc.                             | £1.00 | <input type="checkbox"/> |
| 7. 20 Diodes, may incl. Signal, planar, gold bonded, rectifiers etc.                               | £1.00 | <input type="checkbox"/> |
| 8. Linear Integrated Circuits 9 pcs, may incl. 741s, 709s, 301s, DIL & TO99 Great value            | £1.00 | <input type="checkbox"/> |
| 9. COSMOS pack, incl. 4011 plastic/ceramic DILs 8 pieces for just                                  | £1.00 | <input type="checkbox"/> |
| 10. 10 Presets/Pots/Rectilinears all sorts   | £1.00 | <input type="checkbox"/> |

**FREE** Order all 10 packs, get a JUMBO SURPRISE PACK ABSOLUTELY FREE.

OFFER IS LIMITED TO U.K. MAINLAND CUSTOMERS ONLY.

PRICE INCLUDES V.A.T. no more to pay, except:- POSTAGE 30p BUT **FREE** if you order over 5 packs.

(Your name & address)

TO: .....

.....

.....

Please print clearly: Please give your postcode.

**ARROW ELECTRONICS LTD**  
**LEADER HOUSE**  
**COPTFOLD ROAD**  
**BRENTWOOD**  
**ESSEX CM14 4BN**



If you wish you may collect at our shop.

OUR 1979 PRICE LIST SUPPLEMENT IS NOW AVAILABLE  
 SEND LARGE STAMPED SELF ADDRESSED ENVELOPE  
 or if you are ordering packs tick box

## AURA SOUNDS

THE WERSI SPECIALISTS

Announce the opening of their  
**NORTHERN SHOWROOM**  
 at 17 Upper Charter Arcade, Barnsley  
 for Do-It-Yourself Kits and Ready-Assembled  
 Organs, Accessories and Pianos

SEE the **WERSI** KITS

TALK to the **WERSI** SPECIALISTS

HEAR the **WERSI** SOUNDS

SEND £1 FOR OUR 104 PAGE FULL COLOUR CATALOGUE  
 AND PRICE LIST TO:-

## AURA SOUNDS

Copthorne Bank, Crawley, W. Sussex.

Tel: Copthorne (0342) 713338



## Wilmslow Audio

**THE firm for speakers!**

SEND 15p STAMP FOR THE WORLD'S BEST CATALOGUE OF  
 SPEAKERS, DRIVE UNITS, KITS, CROSSOVERS, ETC. AND  
 DISCOUNT PRICE LIST

AUDAX ● AUDIOMASTER ● BAKER  
 BOWERS & WILKINS ● CASTLE ● CELESTION  
 CHARTWELL ● COLES ● DALESFORD  
 DECCA ● EMI ● EAGLE ● ELAC ● FANE  
 GAUSS ● GOODMANS ● I.M.F. ● ISOPHON  
 JR ● JORDON WATTS ● KEF ● LEAK ● LOWTHER  
 McKENZIE ● MONITOR AUDIO ● PEERLESS  
 RADFORD ● RAM ● RICHARD ALLAN ● SEAS  
 SHACKMAN ● STAG ● TANGENT ● TANNOY  
 VIDEOTONE ● WHARFEDALE ● YAMAHA


**WILMSLOW AUDIO (Dept. P.E.)**  
 SWAN WORKS, BANK SQUARE, WILMSLOW,  
 CHESHIRE SK9 1HF

Discount HI-FI, etc. at 5 Swan Street and 10 Swan Street  
 Tel.: Wilmslow 529599 for Speakers Tel.: Wilmslow 526213 for HI-FI

# ELF II FEATURING THE AMAZING RCA COSMAC 1802 MICROPROCESSOR

# £99<sup>95</sup>

PLUS £7.99 V.A.T.



## SPECIFICATIONS

The £99.95 ELF II computer features an RCA COSMAC COS/MOS 1802 8-bit microprocessor addressable to 64K bytes with OMA, interrupt, 16 registers, ALU, 256 byte RAM expandable to 64K bytes, professional hex keyboard fully decoded so there's no need to waste memory with keyboard scanning circuits, built-in power regulator, 5 slot plug-in expansion bus (less connectors), stable crystal clock for timing purposes and a double-sided, plated-through pc board plus RCA 1861 video IC to display any segment of memory on a video monitor or TV screen along with all the logic and support circuitry you need to learn every one of the RCA 1802's capabilities.

YOU can own an ELF II personal computer for just £99.95.

STOP reading about computers and get your "hands on" an ELF II and Tom Pittman's Short Course. ELF II demonstrates all the 91 commands which an RCA 1802 can execute, and the Short Course speedily instructs you how to use them.

ELF II's VIDEO OUTPUT makes it unique among computers selling at such a modest price. Attached to your Video/Monitor ELF II allows you to display alphanumeric readout, graphics or video games.

### ELF II EXPLODES INTO A GIANT

ELF II's 5-Card expansion buses allows you to expand as your need for POWER grows. Plug in the **GIANT MONITOR BOARD** for I/O with cassette, ASC II Keyboard, TTY, RS232-C etc. ADD up to **16K RAM** onboard or more. Build your own circuits with a **KLUGE** prototype board.

Expanded ELF II is perfect for engineers, business, industry, scientific and educational purposes.

**TINY BASIC** cassette tape makes programming the ELF II even easier. Use with your ELF II; Commands include; SAVE: LOAD: +, -, x, (); LET: IF/THEN; PRINT: GOTO; GOSUB: RETURN: END: REM: CLEAR: LIST: RUN: PLOT: PEEK AND POKE: 26 variables (A-Z) comes fully documented and includes alphanumeric character generator for direct display on your TV.

**ELF-BUG MONITOR** cassette lets you debug programmes at lightning speed, It displays contents of all registers on your TV at any point in your programme. Also displays 24 bytes with full addresses, blinking cursor and auto-scrolling. **A must** for the serious programmer.

### AVAILABLE SHORTLY

Text editor, assembler, disassembler and new video display board.

Telephone orders accepted.



138 KINGSLAND ROAD, LONDON E2 8BY. Tel: 01-739 1582.

PLEASE SEND ME  TICK. COMPLETE AND POST TO ABOVE ADDRESS

- RCA COSMAC ELF II Kit**, complete with Incl Vat instruction and operating manual ..... **£107.95**
- ELF II Wired & Tested** complete with power supply, RCA 1802 Users manual and T. Pittman's "Short Course" ..... **£161.15**
- Power Supply** for ELF II ..... **£5.40**
- GIANT BOARD Kit** for cassette I/O: TTY, RS232-C I/O, 8 bit P I/O, decoders for 14 separate I/O instructions and systems monitor ..... **£39.96**
- GIANT BOARD Wired & Tested** ..... **£64.75**
- 4K RAM BOARD Kit** addressable to any page to 64K ..... **£97.15**
- 4K RAM BOARD Wired & Tested** ..... **£124.15**
- KLUGE** Prototype board accepts up to 36 IC's ..... **£15.95**
- 86 pin Gold Plated Connectors** (1 required for each add on cards) ..... **£5.40**
- RF Modulator** to use with TV ..... **£3.00**
- ASC II Professional Keyboard Kit** with 128 ASC II upper/lower case. 96 printable characters. Onboard regulator, parity logic selection and choice of 4 handshaking signals to mate with most computers ..... **£63.33**
- ASC II Keyboard Wired & Tested** ..... **£98.15**
- DE-LUXE METAL & PERSPEX CABINET** for ELF II ..... **£29.82**

- DE-LUXE METAL CABINET** for ASC II KEYBOARD ..... **£19.83**
- EXPANDED POWER SUPPLY**, required when using 4K RAM ..... **£19.78**
- TINY BASIC** cassette Tape ..... **£14.68**
- ELF-BUG** monitor cassette Tape ..... **£14.68**
- Tom Pittman's "Short course on Microp & Comp" Programme Manual ..... **£5.00**
- Tom Pittman's "Short course on Tiny Basic" ... **£5.00**
- RCA 1802 Users manual ..... **£5.00**

**ALL PRICES QUOTED INCLUDE VAT**  
all items ex-stock  
ADD £2.00 P & P for orders over £15.00

I enclose Cheque/PO No: .....

Barclaycard No: ..... or phone .....

Access Card No: ..... or phone .....

Name .....

Address .....

.....

.....

**DEALERS' INQUIRIES WELCOME**



# GREENWELD

443c Millbrook Road Southampton

SO1 0HX Tel: (0703) 772501

All prices quoted include VAT. Add 25p UK/BFO Postage. Most orders despatched on day of receipt. SAE with enquiries please. **MINIMUM ORDER VALUE £1.** Official orders accepted

from schools, etc. (Minimum invoice charge £5). Export/Wholesale enquiries welcome. Wholesale list now available for bona-fide traders. Surplus components always wanted.

### OSCILLOSCOPES

We have available from stock the following SCOPEX models: 4D10A - DC-10MHz; 10mV sensitivity; Stab Power supplies; Dual beam; 3% accuracy; Excellent value at £214 inc VAT and Carr.

45B - DC-6MHz; 10mV sensitivity. Ideal portable scope. Solid state circuitry. All for £150 inc VAT and Carr.

### RELAYS

**W847** Low profile PC mntg 10x33x20mm 6V coil, SPCO 3A contacts. 93p

**W817** 11 pin plug in relay, rated 24V ac, but works well on 6V DC. Contacts 3 pole c/o rated 10A. 95p

**W839** 50V ac (24V DC) coil. 11 pin plug in type. 3 pole c/o 10A contacts Only 85p

**W846** Open construction mains relay. 3 sets 10A c/o contacts. £1.20

**W877** 675R 12-27V DPCO 23x20x10mm sealed can 86p

**W880** 230V ac DPCO 10A contacts, enclosed case £1.30

**W830** 200R 6-12V DPCO 23x20x10mm sealed can 88p

Send SAE for our relay list - 84 types listed and illustrated.

### AMPLIFIER KIT £1.75

Mono gen. purpose amp with tone and Vol/on-off controls. Utilizes sim. circuitry to above amp. Output 2W into 8 ohms. Input matched for crystal cartridge. 4 transistor circuit. Simple to build on PCB provided. Can be either battery or mains operated. (For mains powered version add £2.20 for suitable transformer.) Blue vinyl covered aluminium case to suit (W372) £1.30

### RESISTOR PACK

Carbon Film 5% mostly 1/4W, few 1/2W resistors. Brand new, but have preformed leads, ideal for PC mntg. Wide range of mixed popular values at the unrepeatable price of £2.50 per 1000; £11 per 5000.

### DISK SOCKET OFFER

2 pin switched speaker socket. PC mounting; 5 pin 180° PC mntg or chassis mntg (clip fix). All the same price, any mix: 10 for 70p 25 for £1.60 100 for £5.50.

### TMS4030 RAM

4096 bit dynamic RAM with 300ns access time; 470ns cycle time; single low capacitance high level clock ip; Fully TTL compatible; Low power dissipation. Supplied with data £2.75

### MISCELLANEOUS IC's

Supplied with data if requested. MC3302 quad comp. 120p; 710 diff comp. (T099) 40p; ZN1034E precision timer £2.25; LM711 Dual diff comp 65p; LM1303 dual stereo pre-amp 75p; MC1469R voltage reg £1.50; UPC1025H audio £3.50; 576C2 audio £2.88; TDA2640 audio £2.92; SN75110 dual line driver 70p; MC8500 CRCC gen PDA

### EDGE CONNECTORS

Special purchase of these 0.1" pitch double-sided gold-plated connectors enables us to offer them at less than one-third of their original list price!

32 way 72p; 40 way 90p

### HEAT SINK OFFER

Copper T05 sink 17mm dia x 20mm. 10 for 40p; 100 for £3; 1000 for £25

### 74 SERIES PACK

Selection of boards containing many different 74 series IC's. 20 for £1; 50 for £2.20; 100 for £4.

### THE NEW 1978-9 GREENWELD CATALOGUE

FEATURES INCLUDE:

- 50p Discount Vouchers
- Quantity prices for bulk buyers
- Bargain List Supplement
- Reply Paid Envelope
- Priority Order Form
- VAT inclusive prices

PRICE 30p + 15p POST

### KITS! KITS!

Send SAE for list of kits from a single Amplifier to a Reaction Tester, etc.

### NIXIE TUBES

ITT Type GNP74H. Supplied with data 60p each

### PUSH BUTTON BANKS

Illustrated list of types from 30p in our Bargain List No 6 - Send SAE.

### BC182B OFFER

Special Offer for quantity users 1k .035+VAT; 5k .032+VAT. Price negotiable on 10k. Approx 70k available.

### DIODE SCOOP!!!

We have been fortunate to obtain a large quantity of untested, mostly unmarked glass silicon diodes. Testing a sample batch revealed about 70% useable devices - signal diodes, high voltage rectifiers and zeners may all be included. These are being offered at the incredibly low price of £1.25/1000 - or a box of 2500 for £2.25. Bag of 10,000 £8. Bag of 25,000 £17.50. Box of 100,000 £60.

### PC ETCHING KIT

Now contains 200 sq. ins. copper clad board, 1lb. Ferric Chloride, DALO etch-resist pen, abrasive cleaner, two miniature drill bits, etching dish and instructions. £4-25

### BUY A COMPLETE RANGE OF COMPONENTS AND THESE PACKS WILL HELP YOU

★ **SAVE ON TIME**—No delays in waiting for parts to come or shops to open!

★ **SAVE ON MONEY**—Bulk buying means lowest prices—just compare with others!

★ **HAVE THE RIGHT PART**—No guesswork or substitution necessary!

ALL PACKS CONTAIN FULL SPEC. BRAND NEW, MARKED DEVICES—SENT BY RETURN OF POST. VAT INCLUSIVE PRICES.

**K001** 50V ceramic plate capacitors. 5% 10 of each value 22pF to 1000pF. Total 210. **£3.35**

**K002** Extended range, 22pF to 0.1µF. 330 values. **£4.90**

**K003** Polyester capacitors, 10 each of these values: 0.01, 0.015, 0.022, 0.033, 0.047, 0.068, 0.1, 0.15, 0.22, 0.33, 0.47µF. 110 altogether for **£4.75**

**K004** Mylar capacitors, min 100V type, 10 each all values from 1000pF to 10,000pF. Total 130 for **£3.75**

**K005** Polystyrene capacitors, 10 each value from 10pF to 10,000pF. E12 series 5% 160V. Total 370 for **£12.30**

**K006** Tantalum bead capacitors, 10 each of the following: 0.1, 0.15, 0.22, 0.33, 0.47, 0.68, 1, 2.2, 3.3, 4.7, 6.8, all 35V; 10/25 15/16 22/16 33/10 47/6 100/3. Total 170 tants for **£14.20**

**K007** Electrolytic capacitors 25V working, small physical size, 10 each of these popular values: 1, 2.2, 4.7, 10, 22, 47, 100µF. Total 70 for **£3.50**

**K008** Extended range, as above, also including 220, 470 and 1000µF. Total 100 for **£5.90**

**K021** Miniature carbon film 5% resistors, CR25 or similar. 10 of each value from 10Ω to 1M, E12 series. Total 610 resistors. **£6.00**

**K022** Extended range, total 850 resistors from 1R to 10M **£8.30**

**K041** Zener diodes, 400mW 5% BZY88, etc. 10 of each value from 2.7V to 36V. E24 series. Total 280 for **£15.30**.

**K042** As above but 5 of each value **£8.70**

### TRANSFORMERS

All mains primary: 12-0-12V 50mA 85p; 100mA 95p; 1A £2.50, 6.0-6V 100mA 85p; 1½A £2.40, 9.0-9V 75mA 85p; 1A £2.10, Multitapped type 0-12-15-20-24-30V, 1A £3.95; 2A £5.25; 3A £6.90, 20V 2A £3.90; 2.5V 1A £2.25; 12V 8A £4; 24V 5A £7.50; 0-22-34-41V 4A £7.50; 20V @ 300mA twice £2.50;

# ASTRA-PAK

92 GODSTONE ROAD  
WHYTELEAF SURREY CR3 0EB

All prices include V.A.T. Add 25p for P&P (Extra for overseas). Discounts over £10 less 5%, over £20 less 10%, over £50 less 15%, over £100 less 20%. Send SAE for complete list of components.

74H 74LSN	74LSN	74H 74LSN	LINEARS	24 pin	0.30
7400 0.12 0.21	7486 0.25	74167 2.70	CA3045 -14 0.45	28 pin	0.44
7401 0.12 0.21	7486B 1.50	74169 2.10	CA3046 -14 0.70	40 pin	0.55
7402 0.12 0.21	7489 2.00	74170 1.68 1.94	LM3801 -14 0.82		
7403 0.12 0.21	7490 0.35 0.95	74172 4.00	LM3801N -14 1.20		
7404 0.13 0.21	7491 0.85	74173 1.18 1.12	LM3710N -14 0.32	4000 0.14	4067 3.50
7405 0.13 0.21	7492 0.84 0.82	74174 0.89 1.12	LM3711N -14 0.32	4001 0.15	4068 0.24
7406 0.28	7493 0.40 0.95	74175 0.88 1.12	MC1310P -14 1.50	4002 0.16	4069 0.17
7407 0.28	7494 0.80	74176 0.80	NE555N -8 0.30	4006 0.92	4070 0.17
7408 0.14 0.21	7495 0.54 1.05	74177 0.82	NE555N -14 0.55	4007 0.16	4071 0.17
74S08 0.40	7496 0.60 1.30	74178 1.20	NE5551B -14 0.20	4008 0.92	4072 0.17
7409 0.14 0.21	7497 2.00	74179 1.10	SN75110N 0.50	4009 0.45	4073 0.17
7410 0.13 0.22	74100 0.40	74180 0.90	SN75110N 0.50	4010 0.48	4074 0.17
7411 0.18 0.21	74104 0.40	74181 1.75 3.38	SN75003N 1.95	4011 0.15	4076 1.05
7412 0.21 0.21	74105 0.40	74182 0.75	SN75013N 1.35	4012 0.16	4077 0.46
7413 0.25 0.46	74107 0.28 0.40	74189 3.60	SN75023N 1.35	4013 0.42	4078 0.22
7414 0.54 1.05	74109 0.45 0.40	74190 1.05 0.95	SN75033N 1.95	4017 0.80	4094 1.80
7415 0.21	74110 0.46	74191 0.89 0.86	TA4550R 0.35	4015 0.77	4082 2.00
7416 0.27	74112 0.70	74192 0.99 1.50	TA4861B 1.40	4016 0.42	4085 0.72
7417 0.27	74113 0.30 0.40	74193 1.05 1.50	TBA120G 2.00	4017 0.77	4086 0.76
7420 0.13 0.21	74114 0.40	74194 0.90 2.00	TBA841A 1.68	4018 0.87	4089 1.55
7422 0.17 0.21	74116 1.60	74195 0.90 2.00	TBA810S 1.75	4019 0.42	4083 0.85
7423 0.25	74118 0.82	74196 1.05 0.95	TC4270SD 2.00	4021 0.82	4095 1.10
7425 0.20	74119 1.25	74197 0.90 1.15	TDA2020 2.00	4022 0.82	4096 1.10
7426 0.25 0.28	74120 0.82	74198 1.48	ZN414 1.00	4023 0.15	4097 3.50
7427 0.25 0.30	74121 0.25	74199 1.48		4024 0.66	4098 1.12
7428 0.34 0.38	74122 0.40	74200 1.12	DP AMPS	4025 0.15	4099 1.90
7430 0.13 0.21	74123 0.50 0.59	74201 1.12	CA3130 -1099 1.00	4026 1.28	4404 1.00
74330 0.30	74124 1.25	74202 0.28	LM301A -8 0.30	4027 0.50	4412 0.30
7432 0.24 0.31	74125 0.40 0.46	74203 0.43	LM301A -1099 0.48	4028 0.67	4428 0.80
7437 0.24 0.26	74126 0.45 0.46	74204 0.43	LM3048N -14 1.00	4029 0.86	4445 1.50
7438 0.24 0.26	74128 0.82	74205 1.10	LM709 -8 0.40	4030 0.48	4449 0.30
7440 0.13 0.22	74130 0.62	74206 1.10	LM709 -14 0.42	4031 2.34	4401 0.17
7441 0.52	74134 0.36	74207 1.12	LM709 -1099 0.50	4033 1.25	4502 0.88
7442 0.55 0.70	74135 0.68	74208 0.95	LM741 -14 0.20	4035 1.00	4508 2.25
7443 0.90	74136 0.55 0.40	74209 0.95	LM741 -1099 0.45	4036 2.40	4510 1.05
7444 0.30	74137 0.94	74210 0.95	LM747 -14 0.70	4037 0.99	4511 0.98
7445 0.70	74138 0.62	74211 0.95	LM3900N 0.50	4038 1.00	4512 0.92
7446 0.70	74139 0.62	74212 0.95	MCI458P -8 0.42	4039 2.00	4514 2.86
7447A 0.80 0.94	74141 0.58	74213 1.15 1.80	LM300 -1099 1.00	4040 0.88	4515 2.86
7448 0.80 0.94	74142 2.00	74214 1.15 1.80	LM300 -1099 1.00	4042 0.77	4518 1.02
7449 0.13 0.94	74143 2.00	74215 1.15 1.80	LM305K -103 1.30	4043 0.82	4519 0.99
7450 0.13	74144 0.58	74216 1.15 1.80	7805 10220 0.85	4044 0.82	4520 1.05
7451 0.13 0.21	74145 0.64 1.20	74217 1.25 0.55	7812 10220 0.85	4045 1.40	4521 2.00
7453 0.13	74147 1.30	74218 2.15 0.55	7815 10220 0.85	4046 1.32	4522 1.35
7454 0.13 0.21	74148 1.15	74219 2.15 0.55	7814 10220 0.85	4047 0.96	4527 1.60
7455 0.13 0.25	74150 0.99	74220 0.95	7805 10220 1.10	4048 0.60	4528 1.90
7456 0.13	74151 0.50 0.80	74221 0.95	7912 10220 1.10	4049 0.42	4529 1.12
7470 0.28	74153 0.60 0.58	74222 0.95	7915 10220 1.10	4050 0.42	4538 3.50
7472 0.22	74154 1.00 1.32	74223 0.95	IC SOCKETS	4051 0.84	4553 4.26
7473 0.26 0.36	74155 0.83 0.98	74224 0.95	8 pin	0.11	4052 0.84
7474 0.26 0.36	74156 0.82 0.98	74225 0.95	14 pin	0.12	4053 0.84
7357A 0.50	74157 0.53 0.80	74226 0.95	16 pin	0.10	4054 0.84
7475 0.30 0.42	74158 0.58 0.82	74227 0.95	18 pin	0.23	4055 1.00
7476 0.26 0.39	74159 1.70	74228 0.95	20 pin	0.27	4060 0.98
7478 0.39	74160 0.80 1.20	74229 0.95	22 pin	0.29	4066 0.48
7480 0.45	74161 0.80 1.20	74230 0.95			4555 1.85
7481 0.90	74162 0.80 1.20	74231 0.95			4558 0.25
7482 0.75	74163 0.80 1.20	74232 0.95			4559 1.25
7483 0.72 0.97	74164 0.89 1.20	74233 0.95			4560 0.88
7484 0.90	74165 0.89 1.20	74234 0.95			4561 0.88
7485 0.88 0.97	74166 0.89 1.20	74235 0.95			4562 1.03

TRANSISTORS	p	80 138/9/40	36	DC 201	72	PAK No.	BARGAIN PAKS	p
AC 127/8	18	80 685A/6A	65	*R 2008R	17	A1	5 x 741 8 Pin	100
AD 161	35	BF 115	18	*R 2010R	39	A2	4 x 555 8 Pin	90
AD 162	35	BF 167	23	*R 29/30	17	A3	25 x AA 119	75
AL 113	120	BF 173	20	*R 31A	46	A4	5 x AC 128	75
AS 56	82	BF 178	25	*R 41A	61	A5	3 x AD 161 or 162	90
AU 110	175	BF 180	28	*R 42A	62	A6	4 x AD 269 or 13	70
AU 113	210	BF 181A/5	28	*R 212	16	A7	5 x BB 105A or B	70
BC 107/8/9	8	BF 194/5	9	*R 302	12	A8	5 x BC 117	60
BC 117/8	15	BF 197	10	IN 4001/2	5	A9	10 x BC 132	90
BC 132	14	BF 198	16	IN 4004/5	6	A10	10 x BC 147, 8 or 9	70
BC 147/8/9	8	BF 200	28	IN 4006/7	7	A11	10 x BC 182, 3 or 4	70
BC 154	12	BF 257/8/9	26					



**QUARTZ LCD  
5 Function**

Hours, mins., secs., month, date, auto calendar, back-light, quality metal bracelet.

**£6.65**

Guaranteed same day despatch.  
Very slim, only 6mm thick.



M1

**QUARTZ LCD  
7 Function**

Hours, mins., secs., month, date, auto calendar, back-light, seconds STOP WATCH.

**£9.65**

Guaranteed same day despatch.  
Very slim, only 6mm thick.



M2

**QUARTZ LCD  
11 Function<sup>1</sup> SLIM CHRONO**

6 digit, 11 functions. Hours, mins., secs., day, date, day of week. 1/100th, 1/10th, secs., 10X secs., mins. Split and lap modes. Back-light, auto calendar. Only 8mm thick.

Stainless steel bracelet and back.  
Adjustable bracelet.  
Metac Price

**£12.65** <sup>1</sup> Thousands sold!

Guaranteed same day despatch.



M3

**QUARTZ LCD  
ALARM 6 Function**

Hours, mins., secs., month, date, back-light, 24 hour ALARM. Adjustable stainless steel bracelet. Only 9mm thick.

**£16.65**



M4

**QUARTZ LCD  
ALARM 7 Function**

Hours, mins., secs., day, date, alpha day, back-light, auto calendar. Adjustable stainless steel bracelet. Only 9mm thick.

**£19.65**



M5

**QUARTZ LCD Alarm  
Chronograph with Dual  
Time Zone Facility**

Constant LCD display of hours and minutes, plus optional seconds or date display, plus day of the week and am/pm indication. Perpetual calendar, day, date, month and year. 24 hour alarm with on/off indication. 1/10 second chronograph measuring net, lap and first and second place times. Dual time zone facility night light. Only 9mm thick.

**£27.65**



M6

**QUARTZ LCD Alarm  
Chrono with front alarm**

Dual time. Ten function, 6 digit. Hours, mins., secs., date, day of week, stopwatch, split time, alarm, second watch (dual time), back-light.

**£29.65**



M7

**QUARTZ LCD  
Alarm Chrono**

Ten function, 6 digit. Hours, mins., secs., date, day of week, stopwatch, split time, alarm, second watch (dual time), back-light. FRONT BUTTON OPERATION.

**£29.65**



M8

**SOLAR QUARTZ LCD  
Chronograph**

6 digit, 11 function. Hours, mins., secs. 1/100, 1/10 secs., mins. Split and lap modules. Auto calendar and back light. Powered from solar panel with battery back-up.

**£15.95**



M9

**SEIKO Alarm Chrono**

LCD, hours, mins., secs., day of week, month, day and date, 24 hour Alarm, 12 hour chronograph, 1/10th secs., and lap time. Back light, stainless steel, HARDLEX glass.

List Price £130.00

METAC PRICE

**£105.00**



M10

**SEIKO Chronograph**

LCD, hours, mins., secs., day of week, month, day, date, 12 hour chronograph, 1/10th secs. and lap-time. Back light, stainless steel water resistant, HARDLEX glass.

List Price £85.00

METAC PRICE

**£68.00**



M11

**SOLAR QUARTZ LCD  
5 Function**

Genuine Solar Solar panel with battery back-up. Back light and auto calendar. Hours, mins., secs., day, date. Quality metal bracelet.

**£ 9.95**

Guaranteed same day despatch.



M12

**HANIMEX  
Electronic  
LED Alarm Clock**



Features and Specification:

Hour/minute display. Large LED display with p.m. and alarm on indicator. 24 Hours alarm with on/off control. Display flashing for power loss indication. Repeatable 9-minute snooze. Display bright/dim modes control. Size: 5.15" x 3.93" x 2.36" (131mm x 11mm x 60mm). Weight: 1.43 lbs (0.65 kg).

**£8.65**

Guaranteed same day despatch.

M13

**QUARTZ LCD  
Ladies Slim Bracelet**

5 function. Hours, mins., secs., day, date and back light and auto calendar. Elegant metal bracelet in silver or gold. State preference.

**£15.95**

Guaranteed same day despatch.



M14

**QUARTZ LCD  
Ladies 5 Function**

Only 25 x 20mm and 6mm thick. 5 function. Hours, mins., secs., day, date and back light and auto calendar. Elegant metal bracelet in silver or gold. State preference.

**£9.95**

Guaranteed same day despatch.



M15

**DIGITAL  
LED CLOCK**



Automatic brightness control. Weekend alarm cancel.

Features and Specification: Hour/minute display. Large LED display with p.m. and alarm on indicator. 24 Hours alarm with on/off control. Display flashing for power loss indicator. Repeatable 9-minute snooze. Automatic brightness control. Weekend alarm cancel.

**£10.95**

M16

**HOW TO ORDER**

Payment can be made by sending cheque, postal order, Barclay, Access or American Express card numbers. Write your name, address and the order details clearly, enclose 30p for post and packing or the amount stated. We do not wait to clear your cheque before sending the goods so this will not delay delivery. All products carry 1 year guarantee and full money back 10 day reassurance. Battery fitting service is available at our shops. All prices include VAT.

Trade enquiries: Send for a complete list of trade prices — minimum order value £100. Telephone Orders: Credit card customers can telephone orders direct to Daventry or Edgware Rd., 24 hour phone service at both shops: 01-723 4753 03272-76545.



CALLERS WELCOME  
Shops open 9.30 - 6.00.


**Metac**

ELECTRONICS  
& TIME CENTRES

North & Midlands  
67 High Street, DAVENTRY  
Northamptonshire  
Telephone: 03272 76545

South of England  
327 Edgware Road  
LONDON W.2  
Telephone: (01) 723 4753

### SUPERSOUND 13 HI-FI MONO AMPLIFIER



A superb solid state audio amplifier. Brand new components throughout, 5 silicon transistors plus 2 power output transistors in push-pull. Full wave rectification. Output approx. 13 watts r.m.s. into 8 ohms. Frequency response 12Hz-30KHz  $\pm 3dB$ . Fully integrated pre-amplifier stage with separate Volume, Bass boost and Treble cut controls. Suitable for 8-15 ohm speakers. Input for ceramic or crystal cartridge. Sensitivity approx. 40mV for full output. Supplied ready built and tested, with knobs, escutcheon panel, input and output plugs. Overall size 3in high x 6in wide x 7 1/2in deep. AC 200/250V. PRICE £16.00 P. & P. £1.20.

### HARVERSONIC MODEL P.A. TWO ZERO

An advanced solid state general purpose mono amplifier suitable for Public Address system, Disco, Guitar, Gram., etc. Features 3 individually controlled inputs (each input has a separate 2 stage pre-amp.). Input 1, 15mV into 47k. Input 2, 15mV into 47k (suitable for use with mic. or guitar etc.). Input 3, 200mV into 1 meg. suitable for gram, tuner, or tape etc. Full mixing facilities with full range bass & treble controls. All inputs plug into standard jack sockets on front panel. Output socket on rear of chassis for an 8 ohm or 16 ohm speaker. Output in excess of 20 watts R.M.S. Very attractively finished purpose built cabinet made from black vinyl covered steel, with a brushed anodised aluminium front escutcheon. For AC mains operation 200/240 volts. Size approx. 12 1/2in wide x 5in high x 7 1/2in deep. Special introductory price £28.00 + £2.50 carriage and packing.



### "POLY PLANAR" WAFER-TYPE, WIDE RANGE ELECTRO-DYNAMIC SPEAKER

Size 1 1/2in x 1 1/2in x 1 1/2in deep. Weight 19oz. Power handling 20W R.M.S. (10W peak). Impedance 8 ohm only. Response 40Hz-20KHz. Can be mounted on ceiling, walls, doors, under tables, etc., and used with or without baffle. Send S.A.E. for full details. Only £8.40 each + P. & P. (one 90p, two £1.10). Now available in either 8in round version or 4 1/2 x 8 1/2in rectangular. 10 watts R.M.S. 60Hz-20KHz £5.25 + P. & P. (one 65p, two 75p.).

### MAINS OPERATED SOLID STATE AM/FM STEREO TUNER



200/240V Mains operated Solid State F.M. A.M. Stereo Tuner. Covering M.W. A.M. 540-1605KHz V.H.F. F.M. 88-108MHz. Built-in Ferrite rod aerial for M.W. Full AFC and AGC on A.M. and F.M. Stereo Beacon Lamp Indicator. Built in Pre-amps with variable output voltage adjustable by pre-set control. Max. o/p Voltage 600mV R.M.S. into 20k. Simulated Teak finish cabinet. Will match almost any amplifier. Size 8 1/2in wide x 4in high x 9 1/2in deep approx. Limited number only at £28.00 + £1.50 P. & P.

### 10/14 WATT HI-FI AMPLIFIER KIT

A stylishly finished monaural amplifier with an output of 14 watts from 2 EL84s in push-pull. Super reproduction of both music and speech, with negligible hum. Separate inputs for mike and gram allow records and announcements to follow each other. Fully shrouded section wound output transformer to match 3-15 $\Omega$  speaker and 2 independent volume controls, and separate bass and treble controls are provided giving good lift and cut. Valve line-up: 2 EL84s, ECC83, EF86 and E280 rectifier. Simple instruction booklet 25p + S.A.E. (Free with parts). All parts sold separately. Only £15.50 P. & P. £1.40. Also available ready built and tested £20.00 P. & P. £1.40.

STEREO MAGNETIC PRE-AMP Sens. 3mV in for 100mV out. 15 to 35V neg. earth. Equ.  $\pm 1dB$  from 20Hz to 20KHz. Input impedance 47k. Size 1 1/2in x 2 1/2in x 5 1/2in H. £2.60 + 20p. P & P.

Mullard LP1159 RF-IF module 470 kHz £2.25 + P. & P. 20p. Full specification and connection details supplied. Pye VHF FM Tuner Head covering 88-108 MHz 10.7 MHz I.F. output. 7.8V + earth. Supplied pre-aligned, with full circuit diagram with precision-gear F.M. gang and 323PF + 323PF A.M. Tuning gang only £3.15 P. & P. £1.35p.

### SPECIAL OFFER

Slightly shop soiled radios by well-known manufacturer for AC Mains or battery use. MW and FM bands. Dynamic M/coil speakers, telescopic aerial and internal ferrite aerial. Earpiece socket for personal listening. Finished in attractive simulated leatherette. Size 7 1/4 x 9 1/4" W x 4" O approx. Fully guaranteed. Bargain price of only £10.00 + £1.30 p&p.

### SPECIAL OFFER LIMITED NUMBER ONLY

GOODMANS speakers, 6 1/2" - 8 ohm, long throw, ceramic magnet, full range rated 10 watts R.M.S. (when fitted in enclosure). £4.00 each + 80p. P. & P. (£1.00 + two £1.20)

### HARVERSONIC SUPERSOUND 10 + 10 STEREO AMPLIFIER KIT

A really first-class Hi-Fi Stereo Amplifier Kit. Uses 14 transistors including Silicon Transistors in the first five stages on each channel resulting in even lower noise level with improved sensitivity. Integral pre-amp with Bass, Treble and Two Volume controls. Suitable for use with Ceramic or Crystal cartridges. Very simple to modify to suit magnetic cartridge—instructions included. Output stage for any speakers from 8 to 15 ohms. Compact design, all parts supplied including drilled metalwork, high quality ready drilled printed circuit board with component identification clearly marked, smart brushed anodised aluminium front panel with matching knobs, wires, solder, nuts, bolts—no extras to buy. Simple step by step instructions enable any constructor to build an amplifier to be proud of. Brief specification, Power output: 14 watts R.M.S. per channel into 5 ohms. Frequency response  $\pm 3dB$  12-30,000Hz. Sensitivity better than 80mV into 1 M $\Omega$ . Full power bandwidth  $\pm 3dB$  12-15,000Hz. Bass boost approx. to  $\pm 2dB$ . Treble cut approx. to  $\pm 16dB$ . Negative feedback 18dB over main amp. Power requirements 35V at 1A. Overall size 12in wide x 8in deep x 2 1/2in high.

Fully detailed 7 page construction manual and parts list free with kit or send 25p plus large S.A.E.

AMPLIFIER KIT £14.50 P. & P. 80p

(Magnetic input component 33p extra)

POWER PACK KIT £6.00 P. & P. 95p

CABINET £8.00 P. & P. 95p

SPECIAL OFFER—only £25.00 if all 3 items ordered at one time plus £1.25 P. & P.

Also available ready built and tested £31.25 P. & P. £1.50

### HARVERSONIC STEREO 44

A solid state stereo amplifier chassis, with an output of 3-4 watts per channel into 8 ohm speakers. Using the latest high technology integrated circuit amplifiers with built in short term thermal overload protection. All components including rectifier smoothing capacitor, fuse, tone control, volume controls, 2 pin din speaker sockets and 5 pin din tape rec/ply socket are mounted on the printed circuit panel. Size approx. 9 1/2in x 2 1/2in x 1in max. depth. Supplied brand new and tested, with knobs, brushed anodised aluminium 2 way escutcheon (to allow the amplifier to be mounted horizontally or vertically) at only £10.00 + 50p P. & P. Mains transformer with an output of 17V a.c. at 500mA can be supplied at £2.00 + 40p P. & P. if required. Full connection details supplied.

### STEREO DECODER

SIZE 2" x 3" ready built. Pre-aligned and tested for 9-16V neg. earth operation. Can be fitted to almost any FM VHF radio or tuner. Stereo beacon light can be fitted if required. Full details and instructions (inclusive of hints and tips) supplied. £6.00 plus 20p P. & P. Stereo beacon light if required 40p extra.

Open 9.30-5.30 Monday to Friday, 9.30-5 Saturday Closed Wednesday. Prices and specifications correct at time of press. Subject to alteration without notice

## HARVERSON SURPLUS CO. LTD.

(Dept. P.E.) 170 MERTON HIGH ST., MERTON, LONDON, S.W.19 Tel: 01-540 3985

A few minutes from South Wimbledon Tube Station

(Please write clearly)

PLEASE NOTE: P. & P. CHARGES QUOTED APPLY TO U.K. ONLY P. & P. ON OVERSEAS ORDERS CHARGED EXTRA.

# FLADAR DUAL VOLTAGE TRANSFORMERS

PRIMARY 220-240 50HZ. ALTERNATIVE SECONDARY VOLTAGE AND CURRENT AVAILABLE BY SERIES OR PARALLEL CONNECTION

Type	Voltage	Current	£	p/p	Type	Voltage	Current	£	p/p
06FE06	6+6	0.5A EACH	1.58	50p	20FE24	24+24	0.4A EACH	2.74	70p
08FE06	6+6	0.6A EACH	1.90	50p	50FE24	24+24	0.8A EACH	3.25	70p
12FE06	6+6	1A EACH	2.10	60p	80FE24	24+24	1.2A EACH	3.98	85p
20FE08	6+6	1.6A EACH	2.74	70p	80FE24	24+24	1.5A EACH	4.72	100p
50FE06	6+6	3A EACH	3.25	70p	80FE28	28+28	0.75A EACH	3.25	70p
60FE06	6+6	4A EACH	3.98	85p	80FE28	28+28	1.1A EACH	3.98	85p
80FE06	6+6	4A EACH	3.98	85p	80FE28	28+28	1.4A EACH	4.72	100p
06FE09	9+9	0.3A EACH	1.58	50p	20FE30	30+30	0.35A EACH	2.74	70p
08FE09	9+9	0.5A EACH	1.90	50p	50FE30	30+30	0.75A EACH	3.25	70p
12FE09	9+9	0.75A EACH	2.10	60p	80FE30	30+30	1A EACH	3.98	85p
20FE09	9+9	1A EACH	2.74	70p	80FE30	30+30	1.2A EACH	4.72	100p
50FE09	9+9	2.5A EACH	3.25	70p					
60FE09	9+9	3A EACH	3.98	85p					
06FE12	12+12	0.25A EACH	1.58	50p					
08FE12	12+12	0.3A EACH	1.90	50p					
12FE12	12+12	0.5A EACH	2.10	60p					
20FE12	12+12	0.8A EACH	2.74	70p					
50FE12	12+12	2A EACH	3.25	70p					
60FE12	12+12	2.5A EACH	3.98	85p					
80FE12	12+12	3A EACH	4.72	100p					
08FE15	15+15	0.2A EACH	1.58	50p					
08FE15	15+15	0.25A EACH	1.90	50p					
12FE15	15+15	0.4A EACH	2.10	60p					
20FE15	15+15	0.6A EACH	2.74	70p					
50FE15	15+15	1.6A EACH	3.25	70p					
60FE15	15+15	2A EACH	3.98	85p					
80FE15	15+15	3A EACH	4.72	100p					
06FE20	20+20	0.15A EACH	1.58	50p					
08FE20	20+20	0.2A EACH	1.90	50p					
12FE20	20+20	0.25A EACH	2.10	60p					
20FE20	20+20	0.5A EACH	2.74	70p					
50FE20	20+20	1.2A EACH	3.25	70p					
60FE20	20+20	1.5A EACH	3.98	85p					
80FE20	20+20	2A EACH	4.72	100p					
48FE12	0-6-12	4A	3.25	70p					
66FE12	0-6-12	5A	4.00	85p					
70FE12	0-6-12	6A	5.10	100p					
08FE24	24+24	0.15A EACH	1.58	50p					
12FE24	24+24	0.2A EACH	2.10	60p					

### CHARGER TRANSFORMER

48FE12	0-6-12	4A	3.25	70p
66FE12	0-6-12	5A	4.00	85p
70FE12	0-6-12	6A	5.10	100p

### AIR CORED AUDIO CROSS OVER COILS

FE01	0.1mH	0.26	20p
FE03	0.2mH	0.26	20p
FE08	0.5mH	0.30	20p
FE10	1.0mH	0.60	25p
FE26	2.0mH	0.75	30p

TRADE ENQUIRIES WELCOME PLEASE ENQUIRE FOR OTHER TYPES NOT SHOWN


PAYMENT TERMS: C.W.O. Cheques, Postal Orders Please Add 8% VAT After post & packing.

### TOUCH CONTROLLED LIGHTING KITS (300W)

A Lightdimmer with NO knob. Dimming and on/off functions are controlled by touch. Features include:

- ★ No mains rewiring.
- ★ Easy to build—uses one MOS 1C.
- ★ Switches on to preset brightness.
- ★ Can be switched and dimmed from many locations using TDE/K kit making 2-way switching easy.

★ ★ PRICE TDS300K £9.67 TDE/K £1.62



TSD300K TOUCH-SWITCH & DIMMER combined. One touchplate for on/off. Small knob controls brightness. £5.62 TSD300K TOUCHSWITCH. Two touchplates. ON/OFF £4.64 TSA300K AUTOMATIC. One touchplate. Preset time delay of variable 2 secs to 3 1/2 mins. £4.64 LD300K LIGHTDIMMER. £3.24

### DIGITAL VOLTMETER/THERMOMETER KIT



Based on the 7106 single IC 3 1/2 digit D.V.M. the kit contains a PCB, resistors, capacitors, pre-sets, I.C. and 0.5" liquid crystal display. Components are also included to enable the basic D.V.M. kit to be modified to a Digital Thermometer using a single transistor as the sensor. Requires a 2mA 9V supply (PP3 battery). ONLY £23.75

### 24HR CLOCK/APPLIANCE TIMER KIT



Switches any appliance of up to 1KW on and off at preset times once a day. KIT contains: AY-5-1230 Clock/Appliance Timer IC; 0.5" LED display, mains supply, display drivers, switches, LEDs, triac, complete with PCBs and full instructions. £18.09 White box (56 x 131 x 71mm)—drilled £2.70 —undrilled £2.38 £24.30

ABOVE PRICES INCLUDE V.A.T. Quantity discounts on request. Add 25p postage and packing. Callers by appointment only: T.K. ELECTRONICS (PE) 106 Studley Grange Road, London, W7 2LX. 01-579 9794

### TRIAC BARGAINS

400V Plastic Case	
3A	34p
6.5A with trigger	36p
8A	30p
12A	30p
16A	113p
20A	178p
25A	205p
SCR (C106D) 5A/400V	54p
Diac	23p

### COMPONENTS

0.2" L.E.D.s	
Red 13p (10 for £1.08)	
Green 23p	Yellow 27p
DL727.5" display	£1.62
LCD 5" 4 digit	£8.75
LDR 5" dia	84p
NE555 3 pin (4 for £1.08)	
741 27p (5 for £1.08)	
LM3911 temperature control/thermometer IC	£3.08
AY-5-1224	£5.51
AY-5-1230	£5.23
2N1D34E	£1.94
ICL7106 DVM IC	£8.10
IN4001	7p
IN4146	5p
BC182L	11p
2N3819	25p

### MINI MAINS TRANSFORMERS

Standard 240V mains primary 100mA secondary	
6-0-6V	92p
9-0-9V	97p
12-0-12V	102p



# SAXON ENTERTAINMENTS

P.A. & DISCOTHEQUE  
EQUIPMENT AT  
INCOMPARABLE PRICES

## STANDARD CENTAUR 100W

£249 + Carr £15 & VAT Deposit £57.12  
12 months @ £22.23 or 24 months @ £12.73

## SUPER CENTAUR 200W

£299 + Carr £15 & VAT Deposit £68.12  
12 months @ £26.41 or 24 months @ £15.11

## GXL 200W

With Twin 200 Watt Cabinets

£389 + Carr £15 & VAT Deposit £87.32  
12 months @ £34.02 or 24 months @ £19.47

## GXL WITH PDF BINS (illus)

£417 + Carr £15 & VAT Deposit £93.56  
12 months @ £36.36 or 24 months @ £20.81

## CUSTOM CENTAUR 400/600W WITH FOUR PDF 100A BINS

£699 + Carr & VAT Deposit £155.52  
12 months @ £60.54 or 24 months @ £34.66

## CENTAUR STEREO DISCOS C/W LIGHT SHOW & DISPLAY TWIN LOUDSPEAKERS & LEADS 100W-600W

20%  
DEPOSIT  
CREDIT  
TERMS



6XL + PDF BINS

- ★ 2 Year warranty
- ★ Full Mixing + Crossfade + Mic/Tape Inputs
- ★ Headphone & Cue Light Monitoring
- ★ Full Range Bass/Treble Controls + Mic Tone
- ★ 4 Channel Soundlight + Display

**JUST PLUG IN AND GO!!**  
SEND TODAY FOR YOUR FREE BROCHURE

## MINI DISCO 100 WATT

MONO SYSTEM WITH LOUDSPEAKERS  
£179.50 + Carr £15 & VAT Deposit £42.06  
12 months @ £16.43 or 24 months @ £9.43

## P.A. SYSTEMS

2 YEAR GUARANTEE  
100 WATT + Carr £15 & VAT **£159.90** Deposit  
12 months @ £14.77 or 24 months @ £8.48 **£37.89**  
★ Four Mixing Inputs  
★ Bass & Treble Controls  
★ Twin Piezo Horn Columns  
200 WATT + Carr £15 & VAT **£249.00** Deposit  
12 months @ £22.23 or 24 months @ £12.73 **£57.12**



## AMPLIFIER UNITS ONLY

AP100 AMPLIFIER **£49.50** + Carr £1.50  
★ 4 Mixed Inputs  
★ Bass/Treble Controls  
★ Vynide Case  
★ 100 Watts Output  
AP200 AMPLIFIER **£89.50** + Carr £1.50  
★ Six Mixed Inputs  
★ Three Sets Bass/Treble  
★ 200 Watts Output  
★ Slave Socket



## NEW SAXON KLAXON

UK Police Hawaii 50  
US Police Destroyer

Four Sirens in  
one package **£17.50**  
Individual Sirens **£7.50**



## NEW SAXON SMASH

ALIEN VOICE  
SIMULATOR

Add a new dimension  
to your disco with  
this press button effect unit  
Insert between mic & amp **£7.50**



## PLUTO PROJECTORS

P140 **£38.50**  
150 WATT  
INC WHEEL

P5000 **£89.50**  
250 watt Q.I. inc Cassette/Wheel  
(Full range of wheels - ask for list)



## ELECTRET MIC D1501 **£18.50\*** TOP QUALITY UNIT

ECM105 LOW COST ELECTRET **£5.00\***  
CONDENSER MIC

MELOS CASSETTE ECHO-  
REVERB UNIT - Twin input **£65.00**  
VARIABLE SPEED & DEPTH

## AMPLIFIER MODULES

- 30Hz-20kHz
- Short/open circuit proof
- Top grade components
- Suit most mixers



SA308 8 ohms 30W 45V **£10.75\***  
Supply for 2 modules **£11.90\***  
SA604 4 ohms 50V **£14.50**  
Supply for 1 or 2 modules **£14.95**  
SA608 8 ohms 60W 65V **£15.50**  
Supply for 1 or 2 modules **£14.95**  
SA1204 4 ohms 120W 75V **£17.50**  
Supply for 1 module **£14.95**  
SA1208 8 ohms 120W 95V **£21.00**  
Supply for 2 modules **£24.75**

## DISCO MIXERS - COMPLETE OR MODULAR



MONO OR STEREO WITH AUTOFADE  
Available complete and ready to plug in or  
as an easy to connect module with all  
controls except monitor switch already fitted -  
full instructions supplied.

FEATURES INCLUDE:  
Twin Deck - Mic & Tape Inputs - Wide range  
bass & treble controls - Full headphone  
monitoring - Crossfade - Professional stand-  
ard performance.


COMPLETE  
MIXERS  
(with case)  
Mono mains  
**£45.75**  
Stereo mains  
**£63.75**

MODULES  
Mono module **£27.50**  
Stereo module **£37.50**  
Panel **£3.95**  
Kit of knobs/  
sockets etc **£5.50**


## D.I.Y. MODULES FOR P.A. SYSTEMS MONO/STEREO

Input Modules  
Mono PCB only **£6.50**  
Stereo PCB only **£10.50**  
Mono C/W  
Front panel **£9.50**  
Stereo C/W  
Front panel **£13.75**

Mixer/Monitor Modules  
Mono PCB only **£6.50**  
Stereo PCB only **£10.50**  
Mono C/W  
Front panel **£9.50**  
Stereo C/W  
Front panel **£13.75**  
Power supply to suit  
**£9.50** -  
send for full details.



## SOUND-TO-LIGHT UNITS



3 CHANNEL - 3kW  
 Operates from 1W upwards **£29.50**  
 Bass/middle/treble/master + £1 corr  
controls complete

Module only **£19.75** Panel **£2.95**  
4 CHANNEL -  
4 kW SOUNDLIGHT SEQUENCER (illus)  
**£39.50** Carr £1

- Dimmer on each channel
  - Automatic sound light level
  - Logic circuitry throughout
- Module only **£26.75** Panel **£2.95**

## MOTOROLA PIEZO HORNS **£4.50. YES!!**

## FUZZ LIGHTS Red, Blue, Yellow, Green **£22.80**

HEAVY DUTY SPOT BANKS -  
MATCHES LOUDSPEAKERS  
3 way 600W **£35.50** 4 way 800W **£39.50** Carr £2

100W SPOTS  
Red - Blue - Amber - Green **£1.50 ea.**

CABINET FITTINGS  
ICI Vynide 50" wide **£3.50m**  
Kick-res grille 50" wide wide **£3.50m**  
Netlon kick proof 24" wide **£3.50m**  
Corners/feet/recess plates 1 1/2" ea. Recess handle 45p  
Bar handles **£2.50** Jack plugs/sockets 25p

## LOUDSPEAKER CABINETS - COMPLETE WITH LEADS

- Fitted with 100W 17,000 Gauss drivers
- Rugged cabinets with aluminium trim - black vynide etc
- Lifetime guarantee on main drive unit

Standard 100W 1 x 12 (48 x 41 x 24) **£39.00**  
Carr £3 Deposit £9.36  
Large 100W 1 x 12 (65 x 48 x 24) **£49.50**  
Carr £3 Deposit £12.70  
P.A. 1 x 12 (+ 2 Piezos) (80 x 38 x 24) **£66.50**  
Carr £3 Deposit £15.82  
P.A. 2 x 12 200W (100 x 38 x 24) **£99.00**  
Carr £3 Deposit £20.92  
Disco 2 x 12 200W (80 x 63 x 24) **£85.00**  
Carr £3 Deposit £19.80  
PDF reflex bin (80 x 40 x 41) **£95.00**  
Carr £3 Deposit £20.60

PDF100 Reflex Bin - Twin Horns - Integrated Slave  
Amplifier - Accepts mono or stereo signals  
 Use with all types of mixer  
 Pan and volume controls  
 Send for details **£130** Carr £3 Deposit £28.40

All prices subject to 8% VAT except where asterisked  
(12 1/2%) Shop premises open Tues to Sat 9 am - 5 pm  
Lunch 12.30 - 1.30 pm Mail order dept open Mon to Fri  
10 am - 4 pm Ring 01-684 6385

## TO ORDER

By Post Send your requirements with cheque crossed  
P.O. or 60p COD charge to address below or  
just send your Access or Barclaycard Number  
NOT THE CARD.

By Phone You may order COD, Access or Barclaycard.  
Post & Packing 50p on all orders except where stated.

## SAXON ENTERTAINMENTS

327 Whitehorse Road, Croydon, Surrey.

All Enquiries Large SAE Please Brochures on request

MANCHESTER DISCO CENTRE, 237 DEANS GATE, MANCHESTER  
CALLERS ONLY - (061) 832 8772 - COMPLETE UNITS ONLY

# Quality audio modules and accessories for

## S450

STEREO FM TUNER  
Fitted with phase lock-loop

£23.24  
+ 46p p&p  
+ 12½% VAT




The S450 Tuner provides instant programme selection at the touch of a button ensuring accurate tuning of 4 pre-selected stations, any of which may be altered as often as you choose, simply by changing the settings of the pre-set controls. Features include FET input stage. Vari-Cap diode tuning. Switched AFC LED Stereo Indicator.

FREQUENCY RANGE	88-108 Mhz
SENSITIVITY	3.0 µV
BANDWIDTH	250 kHz
SPURIOUS REJECTION	50 dB
SELECTIVITY ± 400 kHz	55 dB
AUDIO OUTPUT (22.5 kHz deviation)	100 mV
STEREO SEPARATION	30 dB
SUPPLY REQUIREMENTS	20 to 30V (90mA max)
AERIAL IMPEDANCE	75 ohms
DIMENSIONS	240mm x 110mm x 32mm

## Stereo 30

COMPLETE AUDIO CHASSIS

£19.18  
+ 66p p&p  
+ 12½% VAT



7 + 7w R.M.S.

The Stereo 30 comprises a complete stereo pre-amplifier, power amplifiers and power supply. This, with only the addition of a transformer or overwind will produce a high quality audio unit suitable for use with a wide range of inputs i.e. high quality ceramic pick-up, stereo tuner, stereo tape deck etc. Simple to install, capable of producing really first class results, this unit is supplied with full instructions, black front panel, knobs, main switch, fuse and fuse holder and universal mounting brackets.

OUTPUT POWER	7 Watts RMS
LOAD IMPEDANCE	8 ohms
TOTAL HARMONIC DISTORTION	Less than 5% (Typically 3%)
FREQUENCY RESPONSE	50 Hz to 20 kHz ± 3dBs
TONE CONTROL RANGE	± 12 dBs at 100Hz and 10kHz
SENSITIVITY	190 mV for full output
INPUT IMPEDANCE	1 M ohms
TRANSFORMER REQUIREMENTS	22 V A.C. rated at 1A
DIMENSIONS (Less controls and panel)	200mm x 130mm x 33mm

## AL60

AUDIO AMPLIFIER MODULE  
25 Watts RMS

£4.69 + 35p p&p  
+ 12½% VAT



25w R.M.S.

This high quality audio amplifier module is for use in audio equipment and stereo amplifiers and provides output powers up to 25 RMS with distortion levels below 0.1%

OUTPUT POWER	25 Watts RMS
SUPPLY	30-50 V
LOAD IMPEDANCE	8-16 ohms
TOTAL HARMONIC DISTORTION	Less than 1% (Typically 0.6%)
FREQUENCY RESPONSE	20 Hz to 30 kHz ± 2 dBs
SENSITIVITY	280 mV for full output
MAX. HEAT SINK TEMPERATURE	90°C
DIMENSIONS	103mm x 64mm x 15mm

## AL80

AUDIO AMPLIFIER MODULE

£7.34\*  
+ 35p p&p  
+ 8% VAT



35w R.M.S.

The AL80 is similar in design to the AL60 above and is of the same high quality but provides output powers up to 35W with distortion levels below 0.1%

OUTPUT POWER	35 Watts RMS
SUPPLY	40-60 V
LOAD IMPEDANCE	8-16 ohms
TOTAL HARMONIC DISTORTION	Less than 1% (Typically 0.6%)
FREQUENCY RESPONSE	20 Hz to 30 kHz ± 2 dBs
SENSITIVITY	280 mV for full output
MAX. HEAT SINK TEMPERATURE	90°C
DIMENSIONS	103mm x 64mm x 15mm

## AL250

POWER AMPLIFIER

£17.82\*  
+ 66p p&p  
+ 8% VAT



125w R.M.S.

This unit, designated AL250, is a power amplifier providing an output of up to 125W RMS, into a 4 ohm load.

OUTPUT POWER	125 Watts RMS continuous
OPERATING VOLTAGE	50-80 V
LOADS	4-16 ohms
FREQUENCY RESPONSE	25 Hz 20 kHz measured at 100 Watts
SENSITIVITY FOR 100 WATTS O/P AT 1 kHz	450 mV
INPUT IMPEDANCE	33 K ohms
TOTAL HARMONIC DISTORTION	50 WATTS into 4 ohms 0.1% 50 WATTS into 8 ohms 0.06%

## AL30A

AUDIO AMPLIFIER MODULES

£3.79 + 35p p&p  
+ 12½% VAT



10w R.M.S.

These low cost 10 watt modules offer the utmost in reliability and performance, whilst being compact in size.

MAXIMUM SUPPLY VOLTAGE	30 V
POWER OUTPUT (for 2% THD)	10 Watts RMS
TOTAL HARMONIC DISTORTION	Less than 25%
LOAD IMPEDANCE	8-16 ohms
INPUT IMPEDANCE	100 K ohms
FREQUENCY RESPONSE	50 Hz-25 kHz ± 3 dBs
SENSITIVITY	75 mV for full output
DIMENSIONS	74mm x 63mm x 28mm

## SPM80

STABILISED POWER SUPPLY

£4.40 + 35p p&p  
+ 12½% VAT



Designed to power two AL60s at 15 Watts per channel simultaneously. Circuit Techniques include full short circuit protection.

INPUT A.C. VOLTAGE	33-40V
OUTPUT D.C. VOLTAGE	33 V nominal
OUTPUT CURRENT	10 mA-1.5 amps
OVERLOAD CURRENT	1.7 amps approx.
DIMENSIONS	105mm x 63mm x 30mm

## PA100

STEREO PRE-AMPLIFIER

£16.05  
+ 40p p&p  
+ 12½% VAT



A top quality stereo pre-amplifier and tone control unit, the PA100 provides a comprehensive solution to the front end requirements of stereo amplifiers or audio units. The six push button selector switch gives a choice of inputs together with two filters for high and low frequencies.

FREQUENCY RESPONSE	20 Hz to 20 kHz x 1 dB
TOTAL HARMONIC DISTORTION	Less than 1% (Typically 0.7%)
SENSITIVITY	1. TAPE 100 mV/100 K ohms } For an INPUTS 2. RADIO TUNER 100 mV/100 K ohms } output 3. MAGNETIC P.U. 3.5 mV/150 K ohms } 250 mV
EQUALISATION	Within ± 1 dB from 20 Hz to 20 kHz
BASS CONTROL RANGE	± 15 dBs at 75 Hz
TREBLE CONTROL RANGE	± 10-20 dBs at 15 kHz
SIGNAL/NOISE RATIO	Better than 65 dBs (All Inputs)
INPUT OVERLOAD	Better than 26 dBs (All Inputs)
SUPPLY	20 to 40 V
DIMENSIONS	300 x 90 x 33mm (less controls)

## MPA30

MAGNETIC CARTRIDGE PRE-AMPLIFIER

Enjoy the quality of a magnetic cartridge with your existing ceramic equipment using the MPA 30 which is a high quality pre-amplifier enabling magnetic cartridges to be used where facilities exist for the use of ceramic cartridges only.

£2.98  
+ 35p p&p  
+ 12½% VAT



SENSITIVITY	3.5 mV for 100 mV output
EQUALISATION	Within ± 1 dB from 20 Hz to 20 kHz
INPUT IMPEDANCE	50 K ohms
SUPPLY	18 to 30 V—re earth
DIMENSIONS	110 x 50 x 25mm (inc DIN socket)

## PA12

STEREO PRE-AMPLIFIER

The PA12 Stereo Pre-Amplifier chassis is designed and recommended for use with the AL 20/30 Audio Amplifier Modules, the PS12 power supply and the T538 Transformer. Features include on/off volume. Balance, Bass and Treble controls. Complete with tape output.

£7.78  
+ 35p p&p  
+ 12½% VAT




FREQUENCY RESPONSE	20 Hz-20 kHz (-3dB)
BASS CONTROL	± 12 dB at 60 Hz
TREBLE CONTROL	± 14 dB at 10 kHz
INPUT IMPEDANCE	1 Meg. ohm
INPUT SENSITIVITY	300 mV
CROSSTALK	-60 dB
SIGNAL/NOISE RATIO	-65 dB
OVERLOAD FACTOR	± 20 dB
TAPE OUTPUT IMPEDANCE	25 K ohms
DIMENSIONS	152mm x 84mm x 25mm

## PS12 POWER SUPPLY MODULE

Power supply for AL20A-30A, PA12, S450 etc. Transformer T538.

Input A.C. Voltage 15-20V. Output D.C. Voltage 22-30V approx. (Dependent upon input.) Output Current 800mA maximum. Dimensions 60 x 43 x 26mm.



£1.90  
+ 12½% VAT + 35p p&p.

## BP124 SIREN ALARM MODULE

American Police screamer powered from any 12 volt supply into 4 or 8 ohm speaker. Ideal for car burglar alarm, freezer break-down, and other security purposes.



ONLY £3.50  
+ 8% VAT + 35p p&p.

## MA60 HI-FI AMPLIFIER KIT

Build your own top quality amplifier, save yourself pounds. The MA60 kit comprises the following BI-PAK modules, 2 x AL60 amps, 1 x PA100 pre-amp, 1 x SPM80 stab. power supply, 1 x BMT80 trans. giving 15 watts RMS per channel STEREO. All modules covered by the BI-PAK satisfaction or money back guarantee. Details of the above modules are in this ad. Price £32.00 + 12½% VAT + 62p p&p.

## TC60 KIT

A beautifully designed genuine TEAK WOOD veneered cabinet to put the professional touches to your home built amplifier. Full set of parts incl. Front & Back Panels, Knobs, Chassis, Fuses, Sockets, Noen, etc. Ideal for the MA60. Size: 425mm x 290mm x 95mm. Price £19.95 + 12½% VAT + 86p p&p

## TRANSFORMERS

T538 For use with S.450 AL30A MPA30  
Order No. 2036 Price: £3.20 + 55p p&p + 12½% VAT  
T2050 For use with Stereo 30  
Order No. 2050 Price: £3.25 + 55p p&p + 12½% VAT  
BMT80 For use with AL60 SPM80  
Order No. 2034 Price: £5.40 + 86p p&p + 12½% VAT  
BMT250 For use with AL250  
Order No. 2035 Price: £6.35 + £1.10 p&p + 12½% VAT  
2040. For use with AL60  
Order No. 2040 Price: £5.20 + 80p p&p + 12½% V.A.T.  
2041. For use with AL80, AL120 and AL250  
Order No. 2041. Price: £6.80 + 86p p&p + 12½% V.A.T.

## CASES

TEAK 30, 32 x 23 x 8cm, designed mainly for use with our stereo 30 Audio System but has proved very helpful to home constructors. Fitted with solid uncut front and back. o/n 139. £5.95, + 12½% V.A.T. p&p 70p.

TEAK 60, 42 x 29 x 9cm, for use with AL60/MK60 Audio Kit. Useful for the home constructor requiring an amplifier sleeve - has no front or back panel. o/n 140. £7.00, + 12½% V.A.T. p&p 85p.



# Professionals and Enthusiasts from BI-PAK

## AL120

**AUDIO AMPLIFIER**  
(With integral heat sink and short-circuit protection.)

**£11.95**

+ 8% V.A.T. P. & P. 35p

Introduced to fulfill the demand for a fully protected power amp., capable of driving high quality speaker systems at up to 50w. with distortion levels below 05%. Ideal for domestic use. Discos, P.A. systems, electronic organs etc. The generously rated components ensure continuous operation at high output levels.



**50W R.M.S.**

OUTPUT POWER	50 Watts R.M.S.
SUPPLY	70 Watts
LOAD IMPEDANCE	8-16 ohms
TOTAL HARMONIC DISTORTION	05% Max. (Typically 02%)
FREQUENCY RESPONSE	±1dB 25Hz-20KHz
SENSITIVITY	500mV
MAX HEAT SINK TEMP.	45 deg. C
DIMENSIONS	192 x 89 x 49 mm

## SPM120

SPM120/45  
SPM120/55  
SPM120/65

**£5.80**

+ 12½% V.A.T. P. & P. 35p

SPM120 is a fixed voltage stabiliser available with an output voltage of either 45v, 55v, or 65v. Designed primarily for use in audio applications, the stabiliser which provides output currents up to 2.5A., operates direct from a mains transformer requiring only the addition of 2 Electrolytic capacitors to complete the s/c protection.

### STABILISED POWER SUPPLIES



AC INPUTS	
SPM120/45	40-48v
SPM120/55	50-15v
SPM120/65	60-65v
OUTPUT CURRENT	2.5A
RIPPLE	1A 100mV 2A 150mV

## GE100 Mk2.

**10 CHANNEL MONOGRAPHIC EQUALISER**

**£20.00**

+ 12½% V.A.T. P. & P. 35p

Only 155mm x 65mm x 50mm including the 10 x 10K 1in slider potentiometers and knobs which are mounted on a board positioned above the circuitry. In the frequency range of 31Hz to 20KHz you can cut and boost ±12dB with the 10 sliders, each of which has its frequency marked on the circuit board. The GE100 has numerous uses including mixers, P.A. systems and discos. It will also greatly improve the sound reproduction of your existing audio equipment. Power Supply for GE100, o/d SG30 £3.80.



Control Range	±12dB
Dynamic Range	110dB
Maximum Output	±15dB
Frequency Response	30Hz-20KHz (±1dB)
Power Supply	15-0-15v
Voltage Handling Input	3v R.M.S.
T.H.D.	006%

## VPS30

**REGULATED VARIABLE STABILISED POWER SUPPLY**

**£7.60**

+ 8% V.A.T. P. & P. 35p

This NEW versatile Regulated Variable Stabilised Power Supply with short circuit protection and current limiting, is a must for all electronics enthusiasts. It incorporates adjustable voltage from 2v-30v, with a current limiting range of 0-2A. With this module there is no need to build a separate power supply for each of your projects, with the simple addition of a transformer (o/d 2033), 0-1ma (o/d 1310 or 1305), plus a suitable shunt, a voltmeter (o/d 1311 or 1306), a 470ohm pot (o/d 1896), a 4K7 pot (o/d 1899), it can be used again and again as a self-contained bench, power supply, eliminating the use of batteries and thus saving ££!



AC Input Maximum	25v
Voltage Regulation	2-30v
Regulated Current	0-2A
Incorporating short circuit protection	

## PA200

**STEREO PRE-AMPLIFIER**

**£16.55**

+ 12½% V.A.T. P. & P. 40p

The PA200 is basically our popular PA100. Modifications have been made to make it compatible with the higher output AL120 and AL250 amplifiers.



FREQUENCY RESPONSE	20Hz to 20kHz x 1dB
TOTAL HARMONIC DISTORTION	Less than 1% (Typically .70%)
SENSITIVITY INPUTS	1. TAPE 100mV/100 K ohms For an output 2. RADIO TUNER 100mV/100 K ohms 3. MAGNETIC P.U. 3-5mV/50 K ohms 500mV
EQUALISATION	Within ±1dB from 20Hz to 20kHz
BASS CONTROL RANGE	±15dBs at 75Hz
TREBLE CONTROL RANGE	+10-20dBs at 15kHz
SIGNAL/NOISE RATIO	Better than 65dBs (All inputs)
INPUT OVERLOAD	Better than 2dBs (All inputs)
SUPPLY	35 to 706v
DIMENSIONS	300 x 90 x 33mm (less controls)

## HEADPHONES

A top quality headphone with cushioned earpads and headband. Separate balance/volume controls. Stereo or Mono switch. Impedance: 8 ohms. Frequency: 30-15,000Hz. o/n 884. £8.70. + 12½% V.A.T. p&p 70p.

A brilliant compromise between price and performance. Superb stereo reproduction for the newcomer to Hi-Fi. Impedance 8 ohms. Frequency: 30-15,000Hz. o/n 885. £4.40. + 12½% V.A.T. p&p 50p.

## BIB HI-FI ACCESSORIES

### Parallel Tracking GROOV KLEEN

The very latest in automatic record cleaning. Designed to suit all modern single play decks. Simple to fit, it is extremely efficient. Complete with two types of base and three height extensions. o/n 8101. £3.68. + 8% V.A.T. p&p 35p.

### Cassette Tape Editing Kit

Enables cassette tapes to be edited and joined easily, quickly and accurately. Kit comprises: Tape Splicer (13.2mm), 2 Precision Tape Cutters, Tape Piercer, 9 Self-adhesive Labels, Reel of Splicing Tape, 3 Winders and removers and instructions, all in a handy wallet. o/n 811. £2.40. + V.A.T. p&p 35p.

### GROOV-STAT

The BIB Groov-Stat static reducer neutralises the static charge on records and other plastic surfaces. o/n 8103. £5.45. + 8% V.A.T. p&p 35p.

### Cassette Head Cleaner

Essential for cleaning of tape heads, capstans and rollers. Pack contains Tape Head Applicator and tape head polisher tools. Plus bottle of special formula cleaning fluid and full instructions. o/n 832. £0.64. + 12½% V.A.T. p&p 35p.

## METERS

### Miniature Balance & Tuning Meter

Miniature moving-coil meter for stereo balance indicator, tuning indicator for FM or similar application. Pointer at centre indicates zero or null position. Robust construction. Sensitivity: 100-0-100MA. Dimensions: 23 x 22 x 26mm. o/n 1318. £1.95 + 8% V.A.T. p&p 35p.



### Balance and Tuning Meter

Clear view edgeview meter. Centre zero application. Sensitivity: 100-0-100UA. Dimensions: 45 x 22 x 34mm. o/n 1319. £2.00. + 8% V.A.T. p&p 35p.



### Miniature Level Meter

Moving coil, for accurate level indication for tape recorders, amplifiers etc. Neat design, rugged construction will withstand five times rated value. Sensitivity: FSD: 200UA. Odb. 130UA. Dimensions: 23 x 22 x 26mm. o/n 1320. £2.80. + 8% V.A.T. p&p 35p.



### Vu Meter

Calibrated -20 to +3 and 0-100%, making it suitable for use as a recording level meter or as a power output indicator. Sensitivity: 130UA. Dimensions: 40 x 29mm. o/n 1321. £2.00. + 8% V.A.T. p&p 35p.



## ADAPTORS

AC-DC enables a large range of battery powered radios, recorders, calculators to be run off the mains. (220-240v AC) Switchable for 6 7.5 or 9 volts. Current rating 2.500mA. Polarity reversing switch. Universal plug incorporated. o/n 137. £3.60. + 12½% V.A.T. p&p 35p.  
DC DC for use in all cars, boats etc., with pos or neg. earth for a regulated output of 6, 2.5 or 9 volts DC at 1A max. For radios, recorders etc. o/n 138. £2.80. + 12½% V.A.T. p&p 35p.

## CROSSOVER NETWORKS

2-WAY channels for high and low frequencies to correct speakers - high to tweeters, low to woofers. Complete with instructions. Frequency: 3.000Hz. o/n 1904. £1.10. + 12½% V.A.T. p&p 35p.  
2-WAY for 8 ohm speakers up to 30 watts. Frequency: .3KHz. o/n 1905. £1.65. + 12½% V.A.T. p&p 35p.  
3-WAY for 8 ohm speakers up to 30 watts. Frequency: 800Hz and 4.5KHz. o/n 1906. £2.95. + 12½% V.A.T. p&p 35p.

## MICROPHONES

**DYNAMIC CASSETTE**  
For equipment requiring a high quality microphone. Sturdy, solid moulded body in black with neat chrome surround. Pick-up pattern is omnidirectional. On/Off switch, 1 metre of tough lead with floating 2.5 and 3.5mm plugs. Matching moulded strut. Impedance: 200 ohms. Sensitivity: 90dB. Frequency: 90-10,000Hz. Size: 20mm dia x 120mm. o/n 1326. £1.60 + 12½% V.A.T. p&p 35p.

**DYNAMIC MICROPHONE**  
Superior quality portable cassette recorder mike with built-in remote control switch and lead fitted with 5-pin 240° DIN plug (remote switch) and 3-pin DIN plug (microphone). Provides a direct replacement for those supplied with recorders. With detachable stand. Omnidirectional. Impedance: 200 ohms. Freq. response: 100 to 10,000Hz. Sensitivity: 79dB at 1,000Hz. o/n 1327. £2.65. + 12½% V.A.T. p&p 35p.

**RE-317 DYNAMIC MICROPHONE**  
Highly sensitive, high-grade desk or hand mike suitable for use with many popular cassette decks. Incorporates On/Off switch and 1 metre lead with moulded standard jack plug. Complete with desk stand. Omnidirectional. Impedance: 5,000 ohms. Freq. response: 100 to 12,000Hz. Sensitivity: (-7dB at 1,000Hz). o/n 1336. £4.00. + 12½% V.A.T. p&p 35p.

**OMNIDIRECTIONAL CARADIOID**  
Powered by a 1½v battery located within the aluminium body. Satin silver finish with front disc protection to the diaphragm housing. On/Off switch. Also with 'Busby' type windshield. 'U' bracket and stem and extremely supple cable. Consumption: 0.2mA from 1½v battery providing approx. 8-10,000 hours continuous life. Impedance: 600 ohms. Sensitivity: 70dB. Frequency: 30-16,000Hz. Size: 23mm dia x 267mm. o/n 1329. £12.80. 12½% V.A.T. p&p 35p.

**UNIDIRECTIONAL CARADIOID**  
Dual imp 600 and 50,000 ohms. Response 50 to 14,000Hz. Sensitivity 54dB at 50K/ohms. Size: 1½" dia x 6½" long. Weight approx. 190gm. o/n 1328. £10.95. + 12½% V.A.T. p&p 35p.

## STANDS

**GOOSENECK CHROME FLEXIBLE HOLDERS**  
Length 320mm. o/n 1333. £2.40. + 12½% V.A.T. p&p 35p.  
Length 515mm. o/n 1334. £3.40. + 12½% V.A.T. p&p 35p.

**FLOOR STAND Heavy chrome. Stow-away feet with rubber ends for maximum stability. Draws to a height of 5' maximum. o/n 1335. + £9.50. 12½% V.A.T. p&p 85p.**

**BOOM ARM** for use with the above stand. Heavy chromed metal. It gives 30° reach from the stand. o/n 1337. £9.20. + 12½% V.A.T. p&p 70p.

## WINDSHIELD COVERS

o/n 1331 Medium per pair £1.20. + 12½% V.A.T. p&p 35p. o/n 1332 Large per pair £1.80. + 12½% V.A.T. p&p 35p.

## AUDIO LEADS

107	FM Indoor Ribbon Aerial	£0.60*
113	3.5mm Jack plug to 3.5mm jack plug Length 1.5m	£0.75*
114	5 pin DIN plug to 3.5mm. Jack connected to pins 3&5. Length 1.5m	£0.85*
115	5 pin DIN plug to 3.5mm. Jack connected to pins 1&4. Length 1.5m	£0.85*
116	Car aerial extension. Screened insulated lead. Fitted plug & skt.	£1.10*
117	AC mains connecting lead for cassette recorders & radios, 2 metres	£0.68*
118	5 pin DIN phono plug to stereo headphone jack socket	£1.05*
119	2 + 2 pin DIN plugs to stereo jack socket with attenuation network for stereo headphones. Length 0.2m	£0.90*
120	Car stereo connector. Variable geometry plug to fit most car cassette, 8 track cartridge & combination units. Supplied with inline fused power lead and instructions.	£0.60*
123	6.6m Coiled Guitar Lead Mono Jack Plug to Mono Jack Plug BLACK	£1.50*
124	3 pin DIN plug to 3 pin DIN plug. Length 1.5m	£0.75*
125	5 pin DIN plug to 5 pin DIN plug. Length 1.5m	£0.75*
126	5 pin DIN plug to Tinned open end. Length 1.5m	£0.75*
127	5 pin DIN plug to 4 Phono Plug. All colour coded. Length 1.5m	£1.30*
128	5 pin DIN plug to 5 pin DIN socket. Length 1.5m	£0.80*
129	5 pin DIN plug to 5 pin DIN plug mirror image. Length 1.5m	£1.05*
130	2 pin DIN plug to 2 pin DIN inline socket. Length 5m	£0.68*
131	5 pin DIN plug to 3 pin DIN plug 1&4 and 3&5. Length 1.5m	£0.83*
132	2 pin DIN plug to 2 pin DIN socket. Length 10m	£0.98*
133	5 pin DIN plug to 2 phono plugs. Connected pins 3&5. Length 1.5m	£0.75*
134	5 pin DIN plug to 2 phono sockets. Connected pins 3&5. Length 23cm	£0.68*
135	5 pin DIN socket to 2 phono plugs. Connected pins 3&5. Length 23cm	£0.68*
136	Coiled stereo headphone extension lead. Black. Length 6m	£1.75*
178	AC mains lead for calculators etc.	£0.45*

Please add 12½% V.A.T. to all the above leads.

**BI-PAK**  
DEPT. PE5, P.O. Box 6, Ware, Herts.  
Components Shop: 18 Baldock Street, Ware, Herts.

# KITS FOR SYNTHESISERS, SOUND EFFECTS



# PHONOSONICS

MAIL ORDER SUPPLIERS OF QUALITY PRINTED CIRCUIT BOARDS, KITS AND COMPONENTS TO A WORLD-WIDE MARKET.

## P.E. MINISONIC Mk. 2 SYNTHESIZER

A portable mains-operated Miniature Sound Synthesiser, with keyboard circuits. Although having slightly fewer facilities than the large P.E. Synthesiser the functions offered by this design give it great scope and versatility. Consists of 2 log VCOs, VCF, 2 envelope shapers, 2 voltage controlled amps, keyboard hold and control circuits, HF oscillator and detector, ring modulator, noise generator, mixer, power supply.

Set of basic component kits (excl. KBD R's and tuning pots - see list for options available). from £81.00  
Set of printed circuit boards £8.99

## P.E. SYNTHESIZER (P.E. Feb. 73 to Feb. 74)

The well acclaimed and highly versatile large-scale mains-operated Sound Synthesiser complete with keyboard circuits. Other circuits in our lists may be used with the Synthesiser to good advantage. Details in our lists.

## FORMANT SYNTHESIZER (Elektron 1977/78)

Very sophisticated music synthesiser for the advanced constructor who puts performance before price. Details in our lists.

## 128-NOTE TUNE-PROGRAMMABLE SEQUENCER

(P.E. Nov/Dec 77)

Enables a voltage controlled synthesiser to automatically play pre-programmed tunes of up to 32 pitches and 128 notes long. Programs are keyboard initiated and note length and rhythmic pattern are externally variable. (Please use order codes quoted in brackets.)

Main Circuit (Nov) excl. sw's (KIT 76-1) £18.03  
Power Supply (KIT 76-3) £4.72  
Trigger Inverter and Alt. Output (KIT 76-2) £1.15  
LED Counter (KIT 76-4) £2.10  
PCB (as published) for KITS 76-1 & 3 (PCB 76A) £2.61  
PCB for KITS 76-2 & 4 (PCB 76B) £2.54

## P.E. STRING ENSEMBLE (PE Mar-July 78)

The new keyboard string-instrument synthesiser.

Basic component sets:

Power Supply (KIT 77-1) £8.77  
Tone Generator (KIT 77-2) £14.66  
Diode Gates (KIT 77-3) £18.81  
Chorus Generator (KIT 77-4) £19.08  
Voicing System (KIT 77-5) £7.38

Printed Circuit Boards:

Double-sided PCB for Power Supply, Tone Generator & Diode Gates with most of the Matrix wiring as printed tracking (PCB 77L/R) £18.40  
PCB for Chorus Generator (PCB 77C) £2.65  
PCB for Voicing System (PCB 77D) £2.62

Fuller details of kits & PCBs are in our lists.

## P.E. JOANNA PLUS ORGAN VOICING

The basic five octave electronic piano (P.E. May/Sept 75 and Sound Design) has switchable alternative voicings for Honky-Tonk, ordinary piano, and Harpsichord or a mixture of any of these three, together with facilities including fast and slow tremolo, loud and soft pedal switching, and sustain pedal switching. The modification retains all the circuitry associated with the piano but in addition provides an organ-voice envelope facility with 5 switchable pitches, variable attack and sustain, phasing and vibrato.

Set of components (excl switches) for PSU, Frequency generator, Pitch and Note Divider, Envelope Shapers, Voicings, and Control circuitries. (Order as KIT 71-5) £99.25  
Set of PCBs (Order as PCB SET 71-6) £29.18

## GUITAR EFFECTS PEDAL (P.E. July 75)

Modulates the attack, decay and filter characteristics of an audio signal not only from a guitar but from any audio source, producing 8 different switchable effects that can be further modified by manual controls. Possibly the most interesting of all the low-priced sound effects units in our range. Circuit does not duplicate effects from the Guitar Overdrive Unit.

Component set with special foot operated switches £7.69  
Alternative component set with panel switches £5.05  
Printed circuit board £1.43

**COMPONENTS SETS** include all necessary resistors, capacitors, semiconductors, potentiometers and transformers. Hardware such as cases, sockets, knobs, keyboards, etc. are not included but most of these may be bought separately. Fuller details of kits, PCBs and parts are shown in our lists.

**CIRCUIT AND LAYOUT DIAGRAMS** are supplied free with all PCBs unless "as published".

**PHOTOCOPIES** of P.E. texts for most of the kits are available—prices in our lists.

## ELEKTOR ELECTRONIC PIANO (Elektron Sept 78)

A touch-sensitive, multiple-voicing 5 octave piano using the latest integrated-circuit techniques for the keying and envelope shaping and virtually eliminating "bee-hive" noise hitherto inherent in previous electronic pianos. Details in our lists.

## DIGITAL REVERBERATION UNIT (Elektron May 78)

A very advanced unit using sophisticated i.c. techniques instead of mechanical spring-lines. The basic delay range of 24 to 90ms can be extended up to 450ms using the extension unit. Further delays can be obtained using more extensions.

Main component set (KIT 78-1) £46.45  
Extension component set (KIT 78-2) £43.36  
PCB for Kit 78-1 (PCB 78A) £2.86  
PCB for Kit 78-2 (PCB 78B) £1.06

## ANALOGUE REVERBERATION UNIT (Elektron Oct 78)

Using i.c.s instead of spring-lines, the main unit has a maximum delay of up to 100ms, and the additional set extends this up to 200ms. May be used in either mono or stereo mode.

Main component set (KIT 83-1) £26.18  
Additional Delay Set (KIT 83-2) £18.25  
PCB (as published) to hold both above kits (PCB 9973) £4.31

## RESONANCE FILTER (Elektron Oct 78)

This filter module has been designed to allow a synthesiser to produce a more realistic simulation of natural musical instruments.

Basic component set (KIT 82-1) £15.10  
PCB (as published) (PCB 9951) £3.29

## SYNTHESIZER EXTERNAL INPUT INTERFACE

(P.E. Oct 78)

This unit allows external inputs, such as guitars, microphones etc. to be processed by the circuits within a synthesiser.

Basic component set (incl PCB) (KIT 81-1) £2.94

## GUITAR MULTIPROCESSOR (P.E. Dec/Jan 78)

An extremely versatile sound processing unit capable of producing, for example, Flanging, Vibrato, Reverb, Fuzz and Tremolo as well as other fascinating sounds. May be used with most electronic instruments. Details in our lists.

## RHYTHM GENERATOR KITS

Several available - details in our lists.

## GUITAR FREQUENCY DOUBLER (P.E. Aug. 77)

A modified and extended version of the circuit published. Component set and PCB £4.52

## GUITAR SUSTAIN (P.E. Oct 77)

Maintains the natural attack whilst extending note duration. Component set, PCB and foot switches £5.13  
Component set, PCB and panel switches £3.71

## WIND AND RAIN UNIT

A manually controlled unit for producing the above-named sounds. Component set (incl. PCB) £4.26

## GUITAR OVERDRIVE UNIT (P.E. Aug. 76)

Sophisticated, versatile Fuzz unit, including variable and switchable controls affecting the fuzz quality whilst retaining the attack and decay, and also providing filtering. Does not duplicate the effects from the Guitar Effects Pedal and can be used with it and with other electronic instruments.

Component set using dual slider pot £7.58  
Component set using dual rotary pot £6.89  
Printed circuit board £1.62

## FUZZ UNIT

Simple Fuzz unit based upon P.E. "Sound Design" circuit. Component set (incl. PCB) £2.05

## TREMOLO UNIT

Based upon P.E. "Sound Design" circuit. Component set (incl. PCB) £2.94

## TREBLE BOOST UNIT (P.E. Apr. 76)

Gives a much shriller quality to audio signals fed through it. The depth of boost is manually adjustable. Component set (incl. PCB) £2.51

## WAVEFORM CONVERTER

Slightly modified from a circuit published in "Elektron". Converts a saw-tooth waveform into four different waveforms: sine-wave, mark-space saw-tooth, regular triangle form, and squarewave with an externally variable mark-space ratio.

Component set (incl. PCB but excl. sw/s) £8.40

## VOLTAGE CONTROLLED FILTER (P.E. Dec. 74)

Part of the P.E. Minisonic now released as an independent kit for use with other synthesisers.

Component set (incl. PCB) (Order as Kit 65-1) £7.17

## RING MODULATOR (P.E. Jan. 75)

Part of the P.E. Minisonic now released as an independent kit for use with other synthesisers.

Component set (incl. PCB) (Order as Kit 59-1) £5.50

## NOISE GENERATOR (P.E. Jan. 75)

Part of the P.E. Minisonic now released as an independent kit for use with other synthesisers.

Component set (incl. PCB) (Order as Kit 60-1) £3.64

## ENVELOPE SHAPER WITHOUT VCA (P.E. Oct. 75)

Provides full manual control over attack, decay, sustain and release functions, and is for use with an existing voltage controlled amplifier.

Component set (incl. PCB) £4.77

## ENVELOPE SHAPER WITH VCA (P.E. Apr. 76)

This unit has its own voltage controlled amplifier and has full manual control over attack, decay, sustain and release functions.

Component set (incl. PCB) £6.68

## TRANSIENT GENERATOR (P.E. Apr. 77)

An envelope shaper, without VCA, having the usual attack, decay, sustain and release functions, and in addition it also provides a "Repeat Effect" enabling a synthesiser to be programmed to imitate such instruments as a mandolin or banjo.

Component set £4.87  
Printed circuit board £1.82

## SOPHISTICATED PHASING AND VIBRATO UNIT

A slightly modified version of the circuit published in "Elektron", December 1976, and includes manual and automatic control over the rate of phasing and vibrato.

Component set £17.38  
Printed circuit board £2.33

## PHASING UNIT (P.E. Sept. 73)

A simple but effective manually controlled unit for introducing the "phasing" sound into live or recorded music.

Component set (incl. PCB) £3.20

## PHASING CONTROL UNIT (P.E. Oct. 74)

For use with the above Phasing Unit to automatically control the rate of phasing.

Component set (incl. PCB) £4.74

## WAH-WAH UNIT (P.E. Apr. 76)

The Wah-Wah effect produced by this unit can be controlled manually or by the integral automatic controller.

Component set (incl. PCB) £3.63

## AUTOWAH UNIT (P.E. Mar. 77)

Automatically produces Wah-pedal and Swell-pedal sounds each time a new note is played.

Component set, PCB, special foot switches £7.67  
Component set and PCB, with panel switches £4.83

## VOICE OPERATED FADER (P.E. Dec. 73)

For automatically reducing music volume during "talk-over"—particularly useful for Disco work or for home-movie shows.

Component set (incl. PCB) £3.97

## 10% DISCOUNT VOUCHER (PE 74)

TERMS: Goods in current adverts & lists over £50 goods value (excl P&P & VAT). Correctly coded, C.W.O., U.K. orders only. This voucher must accompany order. Valid until end of month on cover of P.E.

## ADD: POST & HANDLING

U.K. orders - Keyboards add £2.00 each plus VAT. Other goods: under £15 add 25p plus VAT, over £15 add 50p plus VAT. Recommended: optional insurance against postal mishaps, add 50p for cover up to £50, £1.00 for £100 cover, etc. pro-rata.  
N.B. Eire, C.I., B.F.P.O. and other countries are subject to higher export postage rates.

## ADD 12½% VAT

(or current rate if changed). Must be added to full total of goods, discount, post & handling, on all U.K. orders. Does not apply to Exports.

EXPORT ORDERS ARE WELCOME but to avoid delay we advise you to see our list for postage rates. All payments must be cash-with-order, in Sterling by International Money Order or through an English Bank. To obtain list - Europe send 20p, other countries send 50p.

PHONOSONICS · DEPT PE74 · 22 HIGH STREET · SIDCUP · KENT DA14 6EH

TERMS: C.W.O., MAIL ORDER OR COLLECTION BY APPOINTMENT (TEL 01-302 6184)



# AND OTHER PROJECTS

PHOTOGRAPHS in this advertisement show two of our units containing some of the P.E. projects built from our kits and PCBs. The cases were built by ourselves and are not for sale, though a small selection of other cases is available.

LIST—Send stamped addressed envelope with all U.K. requests for free list giving fuller details of PCBs, kits and other components.

OVERSEAS enquiries for list Europe—send 20p; other countries—send 50p.



## KIMBER-ALLEN KEYBOARDS AND CONTACTS

Kimber-Allen Keyboards as required for many published circuits. The manufacturers claim that these are the finest moulded plastic keyboards available. All octaves are C to C, the keys are plastic, spring-loaded, fitted with actuators, and mounted on a robust aluminium frame.

- 3 Octave (37 notes) £25.50
- 4 Octave (49 notes) £32.25
- 5 Octave (61 notes) £39.75

Contact Assemblies (gold-clad wire) for use with the above KBDS (1 for each note):

- Type GJ: Single-pole change-over each 25½p
- Type GA: 1 pair of contacts, normally open each 24p
- Type GB: 2 pairs of contacts, each pair normally open each 28½p
- Type GC: 3 pairs of contacts, each pair normally open each 37½p
- Type GE: 4 pairs of contacts, each pair normally open each 46½p
- Type GH: 5 pairs of contacts, each pair normally open each 58½p
- Type PD: 3 pairs of contacts plus single-pole changeover each 57p

Printed Circuit Boards for use with most contacts (thus eliminating much interwiring) are available. Details in our lists.

### P.E. TUNING FORK (P.E. Nov. 75)

Produces 84 switch-selected frequency-accurate tones. A LED monitor clearly displays all beat note adjustments. Ideal for tuning acoustic or electronic musical instruments.

- Main component set (incl. PCB) £14.93
- Power supply set (incl. PCB) £6.28

### SYNTHESIZER TUNING INDICATOR (P.E. July 77)

A simple 4-octave frequency comparator for use with synthesizers and other instruments where the full versatility of the P.E. Tuning Fork is not required.

- Component and PCB (but excl sw.) £7.45

### CONSTANT DISPLAY FREQUENCY METER (PE AUG 78)

A 5-digit frequency counter for 1Hz to 99999Hz with a 1Hz sampling rate. Readout does not count visibly or flicker due to display blanking.

- Component set £24.05\*
- Printed circuit board £3.03\*

\*This kit & PCB are at 8% VAT (all others are 12½%)

### TAPE NOISE LIMITER

Very effective circuit for reducing the hiss found in most tape recordings. All kits include PCBs

- Standard tolerance set of components £2.96
- Superior tolerance set of components £3.76
- Regulated power supply (will drive 2 sets) £4.69

### DYNAMIC RANGE LIMITER (P.E. Apr. 77)

Automatically controls sound output to within a preset level.

- Component set (incl. PCB) £4.58

### DISCOSTROBE (P.E. Nov. 76)

4-channel light-show controller giving a choice of sequential, random, or full strobe mode of operation.

- Basic component set £18.19
- Printed circuit board £3.45

### BIOLOGICAL AMPLIFIER (P.E. Jan./Feb. 73)

Multi-function circuits that, with the use of other external equipment, can serve as lie-detector, alphaphone, cardiophone etc.

- Pre-Amp Module Components set (incl. PCB) £3.95
- Basic Output Circuits—combined component set with PCBs, for alphaphone, cardiophone, frequency meter and visual feed-back lamp/driver circuits. £6.59
- Audio Amplifier Module Type PC7 £7.75

### SOUND BENDER (P.E. May 74)

A multi-purpose sound controller, the functions of which include envelope shaper, tremolo, voice-operated fader, automatic fader and frequency-doubler.

Details in lists.

### SOPHISTICATED POWER SUPPLIES

A wide range of highly stabilised low noise power supply kits is available—details in our lists.

PRICES ARE CORRECT AT TIME OF PRESS.  
E. & O. E. DELIVERY SUBJECT TO AVAILABILITY.

## NEW PCB SERVICE

PCBS FOR ALL NEW P.E. & E.E. PROJECTS FOR WHICH PCB LAYOUTS HAVE BEEN PUBLISHED AND FOR WHICH FULL COPY-RIGHT CLEARANCE IS AVAILABLE.

LIMITED QUANTITIES ONLY FOR AN EXPERIMENTAL PERIOD.

LET US KNOW YOUR NEEDS AND WE WILL ADVISE YOU OF AVAILABILITY AND PRICES.

### INTEGRATED CIRCUITS

- 301 8-pin DIL 48p
- 318 8-pin DIL 220p
- 320-15 --- 195p
- 324 14-pin DIL 87p
- 341-15 --- 87p
- 709 8-pin DIL 48p
- 723 T05 87p
- 723 14-pin DIL 51p
- 726 T05 1005p
- 741 8-pin DIL 24p
- 748 8-pin DIL 57p
- 4007 14-pin DIL 17½p
- 4011 14-pin DIL 17½p
- 4024 14-pin DIL 46½p
- 4069 14-pin DIL 18p
- 4136 14-pin DIL 126p
- AV2833 8-pin DIL 360p
- AY10212 16-pin DIL617p
- AY18721/6 188p
- CA3046 14-pin DIL 71p
- CA3080 8-pin DIL 63p
- CA3084 14-pin DIL209p
- FX209 16-pin DIL729p
- LN323 562p
- M252 16-pin DIL680p
- MC3340 8-pin DIL 150p
- MCM6810 24-pin DIL670p
- SG3402N 14-pin DIL262p
- STK025 --- 595p
- TDA1022 16-pin DIL582p
- XR2207 14-pin DIL420p
- ZN425E 16-pin DIL375p

### TRANSISTORS

- AC128 ..... 32p
- AC176 ..... 28p
- BC107 ..... 15p
- BC108 ..... 13p
- BC109 ..... 15p
- BC109C ..... 16p
- BC177 ..... 18p
- BC184 ..... 11p
- BC187 ..... 15p
- BC204 ..... 10p
- BC209C ..... 13p
- BC213 ..... 11p

## PHONONICS

# LOOK!

## New 12" Monitor for your Micro



or CCTV application

Uncased £60

Cased £85

Available cased or uncased for OEM's

The above prices are for 1 off orders (plus VAT)

## VISIT OUR SHOP FOR ALL YOUR ELECTRONIC NEEDS



- Computer peripheral equipment.
- Computer boards for the hobbyist.
- Educational Computer Kits.
- VHF/UHF Modulators.
- Audio & VCR Tapes.
- CCTV Monitors.
- CCTV Cameras.
- Computer books.
- Character Generator.
- And COMPONENTS.

# CROFTON ELECTRONICS LIMITED

19 RICHMOND ROAD • TWICKENHAM MIDDLESEX • Telephone: 01-891 1923

# ELECTROVALUE

All the many types of components we supply are BRAND NEW and guaranteed and only from manufacturers direct or approved suppliers. No surplus, no seconds

ICS - TTL 7400 series		7451	14p	7483	58p	74107	27p
7400	13p	7413	22p	7453	14p	7485	74p
7401	13p	7414	60p	7454	14p	7486	27p
7402	13p	7420	14p	7460	14p	7490	40p
7403	13p	7430	14p	7470	24p	7491	71p
7404	18p	7440	14p	7472	24p	7492	46p
7405	14p	7442	54p	7473	23p	7493	40p
7407	22p	7443	60p	7474	23p	7494	66p
7408	18p	7444	60p	7475	45p	7495	57p
7409	18p	7447	70p	7476	32p	7496	63p
7410	14p	7450	14p	7480	41p	74100	73p
				7482	61p	74104	40p

### OUR COMPUTER TAKES GOOD CARE OF YOUR ORDERS

**SIEMENS CAPACITORS\***  
World famous for quality and dependability - PCB TYPES - 7.5mm PCM 0.001 to 0.015 6p each; 0.015 to 0.047 7p each. 5mm PCM 0.068 8p, 0.1 9p, 0.22 12p. CERAMIC 2.5mm PCM 0.01 5p, 0.022, 0.033, 0.047 5p, 0.068 6p, 0.1 6p.

**ELECTROLYTICS -** 1/100, 10/25, 10/63, 100/25, etc. For full range see our current lists.

**RESISTORS**  
½, ¼, ⅓ watts\* - 2p each\*; metal film, metal oxide and 1 watt carbon 5p ea\*; good quantity discounts. Magnetic field dependent from £1.50. Hall Effect from £1.23.

**SIEMENS TRANSISTORS**  
Silicon npn and pnp from 8p ea; LEDs, red 19p; yellow or green from 23p (3 or 5mm); Photo transistors from 46p.

### KEEN PRICES ★ GOOD SERVICE ★ WIDE RANGES

**DISCOUNTS**  
5% if list value of order over £10  
10% if list value of order over £25. Discounts available where cash (P.O. or cheque) is sent with order.

V.A.T. - Add 8% to value of order or 12½% with items marked\* (No V.A.T. on overseas orders)  
Goods sent post free on C.W.D. orders in U.K. over £5 list value. If under, add 27p per order.

Latest 120 page catalogue on request.

Cash with order (P.O. or cheque payable to Electrovalue Ltd) or your Access or Barclaycard number. TRADE AND INDUSTRIAL ENQUIRIES INVITED

For all round satisfaction - be safe - buy it from ELECTROVALUE


## ELECTROVALUE LTD

Dept. PE5, 28 St Judes Rd, Englefield Green, Egham, Surrey TW20 0HB.  
Phone Egham 3603; Telex 264475.  
Northern Branch (Personal shoppers only) 680 Burnage Lane, Burnage, Manchester M19 1NA. Phone (061) 432 4945.

— WE NOW OFFER THE WIDEST RANGE OF SOUND PRODUCTS —

## STEREO PRE-AMPLIFIERS

MC 1



CPR 1



### CPR 1 – THE ADVANCED PRE-AMPLIFIER

The best pre-amplifier in the U.K. The superiority of the CPR 1 is probably in the disc stage. The overload margin is a superb 40dB, this together with the high slewing rate ensures clean top, even with high output cartridges tracking heavily modulated records. Common-mode distortion is eliminated by an unusual design. R.I.A.A. is accurate to 1dB; signal to noise ratio is 70dB relative to 3.5mV; distortion < .005% at 30dB overload 20kHz. Following this stage is the flat gain/balance stage to bring tape, tuner, etc. up to power amp. signal levels. Signal to noise ratio 86dB; slew-rate 3V/μS; T.H.D. 20Hz – 20kHz < .008% at any level. F.E.T. muting. No controls are fitted. There is no provision for tone controls. CPR 1 size is 130 x 80 x 20mm. Supply to be ±15 volts.

### MC 1 – PRE-AMPLIFIER

Suitable for nearly all moving-coil cartridges. Send for details.

### XO2; XO3 – ACTIVE CROSSOVERS

XO2 – two way, XO3 – three way. Slope 24dB/Octave. Crossover points set to order within 10%.

### REG 1 – POWER SUPPLY

The regulator module, REG 1 provides 15.0-15v to power the CPR 1 and MC 1. It can be used with any of our power amp supplies or our small transformer TR 6. The power amp kit will accommodate it.

### POWER AMPLIFIERS


It would be pointless to list in so small a space the number of recording studios, educational and government establishments, etc. who have been using CRIMSON amps satisfactorily for quite some time. We have a reputation for the highest quality at the lowest prices. The power amp is available in five types, they all have the same specification: T.H.D. typically .01% any power 1kHz 8 ohms; T.I.D. insignificant; slew rate limit 25V/μS; signal to noise ratio 110dB; frequency response 10Hz-35kHz, -3dB; stability unconditional; protection drives any load safely; sensitivity 775mV (250mV or 100mV on request); size 120 x 80 x 25mm.

### POWER SUPPLIES

We produce suitable power supplies which use our superb TOROIDAL transformers only 50mm high with a 120-240 primary and single bolt fixing (includes capacitors/bridge rectifier).

## POWER AMPLIFIER KIT

The kit includes all metalwork, heatsinks and hardware to house any two of our power amp modules plus a power supply. It is contemporarily styled and its quality is consistent with that of our other products. Comprehensive instructions and full back-up service enables a novice to build it with confidence in a few hours.



### ACTIVE CROSSOVERS

XO2 ..... £14.83  
XO3 ..... £23.06

### POWER AMPLIFIER MODULES

CE 608 60W/8 ohms 35-035v ..... £16.30  
CE 1004 100W/4 ohms 35-0-35v ..... £19.22  
CE 1008 100W/8 ohms 45-0-45v ..... £23.22  
CE 1704 170W/4 ohms 45-0-45v ..... £29.12  
CE 1708 170W/8 ohms 60-0-60v ..... £31.90

### TOROIDAL POWER SUPPLIES

CPS1 for 2 x CE 608 or 1 x CE 1004 ..... £14.47  
CPS2 for 2 x CE 1004 or 2/4 x CE 608 ..... £18.82  
CPS3 for 2 x CE 1008 or 1 x CE 1704 ..... £17.66  
CPS4 for 1 x CE 1008 ..... £16.31  
CPS5 for 1 x CE 1708 ..... £22.68  
CPS6 for 2 x CE 1704 or 2 x CE 1708 ..... £23.98

### HEATSINKS

Light duty, 50mm, 2°C/W ..... £1.30  
Medium power, 100mm, 1-4°C/W ..... £2.20  
Disc/group, 150mm, 1-1°C/W ..... £2.85  
Fan, 80mm, static 120 or 240v ..... £18.50

Fan mounted on two drilled 100mm heatsinks, 2 x 4°C/W, 65°C max. with two 170W modules. ..... £29.16

THERMAL CUT-OUT, 70°C ..... £1.38

### POWER AMP KIT

£32.40

### PRE-AMPS:

These are available in two versions – one uses standard components, and the other (the S) uses MO resistors where necessary and tantalum capacitors.

CPR1 ..... £29.49 CPR1S ..... £39.98

MCI ..... £18.50 MC1S ..... £29.49

### POWER SUPPLY:

REG1 ..... £6.75 TR6 ..... £1.78

### BRIDGE DRIVER, BOI

Obtain up to 340W using 2 x 170W amps and this module.

BDI ..... £5.40

**CRIMSON ELEKTRIK**  
1A STAMFORD STREET,  
LEICESTER LE1 6NL  
Tel. (0533) 537722

All prices shown are UK only and include VAT and post. COD 90p extra. £100 limit. Export is no problem, please write for specific quote. Send large SAE or 3 international Reply Coupons for detailed information. UK – please allow up to 21 days for delivery.

Distributor: Minic Teleprodukter, Box 12035, S-750 12 Uppsala 12, Sweden.

The action-packed show for the electronics enthusiast now includes the Midlands among its venues. If hobby electronics is your interest or your business, then Midlands Breadboard is tailor-made for you.

**MIDLANDS**

**BREADBOARD**

**1979**

Crammed with the gear that constructors need. Circuit boards, components, audio kits, d.i.y. computer systems, electronic musical instruments – you'll find it all here. And you can buy it on the spot – or browse at your leisure. Demonstrations and competitions (exciting prizes!) keep the show humming with activity.

P.S. There's a London Breadboard too, December 4-8th, Royal Horticultural Halls – come to both!

I want to visit the show. Send me more details nearer the date.

Please send me details now of exhibition space.

Name .....

Position .....

Company .....

Address .....

Telephone ..... Telex .....

Return to: Trident International Exhibitions Limited  
Abbey Mead House, 23a Plymouth Road,  
Tavistock, Devon. PL19 8AU

Telephone: 0822 4671 Telex: 45412 TRITAV

**Bingley Hall, Birmingham,**  
**23-26 May, 10am-6pm**  
**Admission: £1 Adults**  
**75p Students**



Largest range of quality components in the U.K. - over 8,000 types stocked

# Marshall's

Head Office and Mail Order to Dept. P.E.,  
A. Marshall (London) Ltd.,  
Kingsgate House, Kingsgate Place,  
London NW6 4TA. Tel: 01-624 0805.  
Telex: 21492.

Retail Sales: London: 40-42 Cricklewood Broadway, NW2 3ET. Tel: 01-452 0161/2 ALSO 325 Edgware Road, W2. Tel: 01-723 4242.  
Glasgow: 85 West Regent Street, G2 2QD. Tel: 041-332 4133 And Bristol: 1 Straits Parade, Fishponds Road, BS16 2LX. Tel: 0272 654201

## BRIDGE RECTIFIERS

Type	Rating	Price	Type	Rating	Price	Type	Rating	Price
W005						S005	2A	50V 0.39
T1005	1A	50V 0.28	PW01	6A	100V 0.95	S01	2A	100V 0.44
W01	1A	100V 0.30	PW02	6A	200V 0.97	S02	2A	200V 0.48
W02	1A	200V 0.32	PW04	6A	400V 1.08	S04	2A	400V 0.60
W04	1A	400V 0.40	PW06	6A	600V 1.18	S06	2A	600V 0.70
W06	1A	600V 0.50	PW08	6A	800V 1.28	S08	2A	800V 0.84
W08	1A	800V 0.60	PW10	6A	1000V 1.60	S10	2A	1000V 1.35
W18	1A	100V 0.44	K005	25A	50V 2.20	B40C1500	1.5A	100V 0.53
W18	1A	200V 0.48	K01	25A	100V 2.37	B40C3200	3.2A	100V 1.20
W18	1A	400V 0.50	K02	25A	200V 2.76	B80C1500	1.5A	200V 0.82
W18	1A	800V 0.75	K04	25A	400V 3.40	B80C3200	3.2A	200V 1.25
BY179	1A	800V 0.70	K06	25A	600V 3.99	PW005	6A	50V 0.90

## SINGLE IN LINE PLUGS AND SOCKETS

Providing a simple and economical alternative to edge connectors for bringing cable into a pcb.

12 Way £0.90, 24 Way £1.20

## New - SIEMENS TURN-SLIDE SWITCHES

This new version of the rotary switch is especially suitable for setting programs. The rotary switch is of a 1 element no stop type.

Voltage rating  $\leq 60V$   
Current rating  $\leq 0.6A$   
fixed contacts gold-plated. £2.65

## TTL (see catalogue for full range)

SN74H05N	0.60	74LS75N	0.58	74LS194N	0.70	74LS490N	0.90
SN74H10N	0.55	74LS76N	0.42	74LS195N	0.70	74LS870N	1.90
SN74H11N	0.55	74LS78N	0.42	74LS196N	0.80	SN74S00N	0.77
SN74H20N	0.55	74LS79N	0.42	74LS200N	0.80	SN74S10N	0.77
SN74H21N	0.55	74LS80N	0.42	74LS210N	0.80	SN74S107N	0.77
SN74H30N	0.55	74LS86N	0.42	74LS240N	1.50	SN74S107N	0.77
SN74H40N	0.55	74LS89N	0.42	74LS241N	1.50	SN74S200N	0.77
SN74H51N	0.55	74LS91N	0.50	74LS242N	1.25	SN74S400N	0.77
SN74H53N	0.55	74LS92N	0.70	74LS243N	1.25	SN74S56N	0.77
SN74H54N	0.55	74LS93N	0.64	74LS244N	1.50	SN74S68N	0.77
SN74H55N	0.55	74LS94N	0.90	74LS245N	1.55	SN74S112N	0.77
SN74H60N	0.55	74LS96N	1.35	74LS247N	1.09	SN74S114N	0.77
SN74H62N	0.55	74LS107N	0.42	74LS248N	1.09	SN74S142N	0.77
SN74L00N	0.55	74LS109N	0.42	74LS249N	1.09	SN74S157N	2.95
SN74L02N	0.55	74LS112N	0.42	74LS251N	1.00	SN74S188N	2.70
SN74L04N	0.60	74LS113N	0.42	74LS253N	1.00	SN74S189N	1.81
SN74L47N	3.10	74LS114N	0.42	74LS253N	1.00	SN74S200N	3.50
SN74L74N	0.90	74LS1122N	0.82	74LS258N	1.00	SN74S201N	3.71
SN74L85N	2.60	74LS123N	0.83	74LS259N	1.55	SN74S262N	1.50
SN74L93N	2.30	74LS124N	1.07	74LS261N	3.25	SN74S287N	2.95
74LS00N	0.26	74LS125N	0.50	74LS266N	0.44	SN74S288N	2.70
74LS01N	0.26	74LS126N	0.50	74LS273N	1.30	SN74S289N	1.81
74LS02N	0.26	74LS132N	0.85	74LS275N	3.20	SN74S300N	5.06
74LS03N	0.26	74LS134N	0.42	74LS276N	0.58	SN74S301N	3.71
74LS04N	0.26	74LS138N	0.65	74LS280N	1.65	SN74S387N	3.05
74LS05N	0.29	74LS139N	0.65	74LS283N	1.20	SN74S470N	5.06
74LS08N	0.26	74LS145N	1.30	74LS289N	3.74	SN74S471N	5.06
74LS09N	0.26	74LS147N	1.65	74LS290N	1.00	SN74S472N	1.348
74LS10N	0.26	74LS148N	1.35	74LS293N	1.00	SN74S473N	1.348
74LS11N	0.26	74LS151N	0.58	74LS295N	1.35	SN74S474N	1.348
74LS12N	0.26	74LS151N	0.58	74LS297N	1.35	SN74S475N	1.348
74LS13N	0.58	74LS154N	1.45	74LS299N	2.95	SN74S490N	0.36
74LS14N	0.75	74LS155N	0.80	74LS323N	3.50	SN74S491N	0.60
74LS15N	0.26	74LS156N	0.80	74LS324N	1.65	SN74S492N	0.36
74LS20N	0.26	74LS157N	0.60	74LS325N	2.40	SN74S493N	0.36
74LS21N	0.26	74LS158N	0.65	74LS328N	2.70	SN74S494N	0.90
74LS22N	0.26	74LS160N	0.80	74LS327N	2.55	SN74S495N	0.76
74LS23N	0.26	74LS162N	0.80	74LS328N	1.10	SN74S496N	0.54
74LS28N	0.29	74LS163N	0.85	74LS332N	1.07	SN74S497N	1.95
74LS30N	0.26	74LS164N	1.10	74LS353N	1.07	SN74A100N	1.40
74LS32N	0.27	74LS165N	1.15	74LS356N	0.55	SN74A107N	0.24
74LS33N	0.29	74LS166N	1.45	74LS358N	0.55	SN74A118N	0.95
74LS37N	0.32	74LS169N	1.45	74LS368N	0.55	SN74A121N	0.28
74LS38N	0.32	74LS169N	1.45	74LS373N	0.85	SN74A122N	0.55
74LS40N	0.26	74LS170N	1.90	74LS374N	0.85	SN74A123N	0.55
74LS42N	0.60	74LS173N	1.10	74LS375N	0.66	SN74A124N	1.20
74LS47N	1.89	74LS174N	0.75	74LS377N	1.30	SN74A125N	0.45
74LS48N	5.40	74LS177N	0.55	74LS381N	1.10	SN74A126N	0.56
74LS49N	1.09	74LS181N	2.75	74LS379N	1.25	SN74A145N	0.85
74LS51N	0.26	74LS183N	2.70	74LS386N	0.44	SN74A148N	1.35
74LS54N	0.26	74LS189N	3.74	74LS390N	0.90	SN74A150N	0.90
74LS55N	0.26	74LS190N	1.00	74LS393N	0.90	SN74A151N	0.76
74LS63N	1.26	74LS191N	1.00	74LS395N	1.50	SN74A153N	0.60
74LS73N	0.42	74LS192N	0.95	74LS398N	1.80	SN74A154N	1.20
74LS74N	0.42	74LS193N	0.95	74LS399N	1.45	SN74A155N	0.70

## TRANSISTORS (see catalogue for full range)

N2335	3.00	N2708	0.30	N21442	0.55	N22219	0.38	40081	1.20	AC188	0.54	BC118	0.22	BCY33A	1.10	80140	0.43	BF157	0.48
N2389	0.80	N2718	0.30	N21483	1.85	N22219A	0.39	40332	0.60	AC188B	0.65	BC119	0.33	BCY34A	1.10	80142	0.70	BF160	0.33
N2388A	0.77	N2718A	0.54	N21485	2.20	N22220	0.39	40333	0.70	AD136	2.75	BC122	0.61	BCY38	2.20	80X14	1.32	BF160	0.33
N2388	0.80	N2720A	0.85	N21507	0.35	N22221	0.25	40335	0.65	AD142	1.45	BC123	0.65	BCY40	1.05	80X18	1.90	BF161	0.65
N2456	2.20	N2721	1.05	N21524	0.60	N22221A	0.25	40337	0.45	AD143	1.45	BC125	0.22	BCY42	0.85	80X32	2.67	BF166	0.44
N2489	4.90	N2722	0.45	N21553	1.80	N22222	0.26	40342	0.66	AD148	2.85	BC132	0.33	BCY43	0.75	80Y11	3.30	BF167	0.37
N2488A	5.40	N2727	0.50	N21613	0.30	N22222A	0.25	40351	1.16	AD150	3.10	BC134	0.22	BCY54	2.40	80Y17	3.30	BF170	0.75
N2489	5.90	N2744	0.35	N21637	0.72	N22223	6.78	40254	0.66	AD161	1.00	BC135	0.22	BCY58	0.27	80Y18	3.80	BF173	0.37
N2490	4.99	N2753	0.35	N21678	0.70	N22223A	6.99	40264	0.95	AD162	1.00	BC136	0.21	BCY59	0.27	80Y20	1.10	TP29C	0.65
N2490B	6.50	N2760	0.35	N21711	0.30	N22224	0.49	40280	3.70	AF106	0.80	BC137	0.22	BCY66	2.20	80Y23	2.45	TP30A	0.54
N2490C	6.90	N2869	0.35	N21889	0.30	N22303	1.54	40309	0.60	AF109	0.82	BC138	0.44	BCY67	2.70	80Y24	2.65	TP30C	0.70
N2491A	5.75	N2814	0.38	N21890	0.30	N22368	0.27	40310	0.85	AF114	0.70	BC140	0.30	BCY70	0.21	80Y25	2.85	TP31A	0.54
N2491B	6.25	N2815	0.38	N21893	1.30	N22369	0.27	40311	0.55	AF115	0.70	BC141	0.32	BCY71	0.26	80Y28	1.10	TP31C	0.72
N2491	5.00	N2817	0.38	N21907	0.95	N22369A	0.27	40312	0.89	AF116	0.70	BC142	0.32	BCY72	0.18	80Y34	3.50	TP32A	0.59
N2492	6.25	N2918	0.45	N21974	0.98	N22405	0.66	40313	1.38	AF117	0.70	BC143	0.32	BCY77	0.70	80Y55	1.90	TP32C	0.82
N2492A	6.75	N2929	0.37	N21980	0.45	3811	3.50	40315	0.60	AF118	0.70	BC152	0.38	BCY78	0.43	80Y56	2.10	TP33A	0.86
N2492B	7.75	N2932A	0.37	N21991	1.10	38123	2.25	40316	0.95	AF124	0.70	BC153	0.30	BCY79	0.41	80Y57	5.00	TP33C	1.16
N2493C	10.00	N2930	0.37	N22060	7.00	38128	1.35	40317	0.60	AF125	0.70	BC154	0.30	BCY78	5.35	80Y58	6.50	TP34A	0.97
N2493A	7.99	N2930A	0.45	N22102	0.50	38134	0.99	40318	0.95	AF126	0.70	BC160	0.38	BCY78B	3.89	80Y60	1.65	TP34C	1.31
N2493B	8.75	N2931	0.32	N22147	1.55	38140	1.10	40325	1.35	AF139	0.75	BC161	0.36	BCY89	3.80	80Y61	2.75	TP35A	2.20
N2494	6.90	N21132	0.36	N22160	1.55	38141	0.95	40326	0.48	AF172	0.70	BC175	0.43	BC1115	0.80	80Y62	2.75	TP36A	3.00
N2494A	7.65	N21204	1.65	N22192	0.58	38142	0.70	40327	0.48	AF178	1.30	BC204	0.12	BD116	1.35	80Y92			

# Put Fluke to the Test

## A Digital Multimeter on 14 days approval

If you've ever wanted to challenge the claim of a leading instrument manufacturer then here is your chance.

Fluke are so confident that you will appreciate the fine qualities of their multimeters that we would invite you to put them through their paces.

Simply select either the handheld or bench models at the special low price, complete and clip the coupon. We then pay the VAT,

postage & packing and despatch the instrument on 14 days approval.

If during the 14 day period you're not completely satisfied with its performance, return it to us and your money will be refunded.

Are you going to put us to the test?



### FLUKE 8020A HANDY METER

- Large easy to read 3 1/2 digit LCD display.
- 26 measurement ranges for AC/DC volts, amps, ohms and conductance.
- 0.25% VDC accuracy over 1 year.
- High power and low power ohms capability.
- Measures to 10,000 MΩ using two conductance ranges.
- Fully protected to 250V on all ranges.
- Protected against transients up to 6KV for 10 µsecs.



### 8010A/8012A

- Both models include: ■ 3 1/2 digit LCD readout ■ True RMS measurements ■ 0.1% Accuracy + 1 digit ■ Current ranges from 200µA to 2A (8012A) or 10A (8010A) ■ Diode test facility ■ 100µV resolution ■ 3 conductance ranges for leakage test ■ Fully overload and transient protected.

■ 2 year warranty on parts and labour



To: Fluke International Corporation, Colonial Way, Watford, Herts WD2 4TT. A

Please send me:  8020A DMM(s) at £112.00  8012A DMM(s) at £199.00  
 8010A DMM(s) at £159.00  Short Form Catalogue—FREE  
 All prices are fully inclusive.

I enclose my cheque/postal order for £ \_\_\_\_\_ or please debit my Access/Barclaycard

No \_\_\_\_\_ Signature \_\_\_\_\_

Name \_\_\_\_\_ (BLOCK LETTERS PLEASE)

Address \_\_\_\_\_

THIS OFFER MUST CLOSE 30th SEPTEMBER 1979. ALLOW 2 WEEKS FOR DELIVERY.

Offer applies to U.K. Mainland and Channel Isles. For Northern Ireland & Eire contact EURO ELECTRONIC INSTRUMENTS, 32 Brews Hill, Navan, County Meith, EIRE. \*Official company orders, duly authorised, will be accepted with corresponding credit arrangements if required.



Fluke International Corporation  
 Colonial Way, Watford, Herts. WD2 4TT  
 Telephone: (0923) 40511 Telex: 934583



## LUCRATIVE MARKET

FROM time to time we see large industrial distributors or manufacturers breaking into the component retail market; this has happened again just recently. They obviously feel the market is a lucrative one; they certainly enter it with both eyes open and usually after considerable research—sometimes with quite a fanfare too! Unfortunately, nearly all these companies have in the past come to grief, having struggled along for a few years making little or no profit and finally giving up and closing down.

We were fortunate enough to be invited to the press launch for Doram—it was an impressive affair in a wine cellar in the city of London. The link between the fledgling company and Radiospares—as RS Components were then known—was emphasised. There was a display of kits and components that Doram would market and directors and technical staff were on hand to answer the many questions from the hobbyist and general electronic press. Those who doubted the viability of the project, in the light of the failure of other companies, were soon quietened by the enthusiasm and professionalism of the Doram people.

Alas it was not to be, and having struggled along for a few years, a recent change in policy to get out of components and just sell kits was eventually squashed by the decision to shut up shop completely. How then can so many "private" firms continue.

Perhaps it is simply that "industrial" companies need a bigger profit margin? Maybe they use over complex systems, designed for industry and not mail order? Or could it simply be that their marketing is all wrong for the hobbyist? It's probably a combination of all these factors. One thing is clear, our market is not an easy one to judge, or to be profitable in. Of course, we wish all "new" companies well and we hope the latest venture by a distributor will be successful—only time will tell.

## FRONT ROOM SUPPLIERS

Many successful component suppliers advertising in this magazine have started with one or two people, often from someone's front room or a small back street office. They have built up a business from a spare time occupation and now many of them employ upwards of a dozen people. Perhaps because they started with very little capital they have learnt how to keep the overheads down, how to market to

you the hobbyist consumer, and above all how to work and make a profit on a low margin.

We do, of course, get some complaints about suppliers, long delivery times, etc. but they are often faced with no delivery from manufacturers and the breaking of promised delivery dates from the world's suppliers. There is the odd bad company, but rest assured they are quickly weeded out of our pages and our mail order protection scheme is used to help those who's money has gone to a bankrupt company.

By and large we have nothing but praise and admiration for the component suppliers; most of them operate a fast, efficient service at an excellent price. They carry many thousands of different items with a large proportion available for pence rather than £s. It is necessary for them to buy stock directly from many countries, to rely on the post for most of their sales and to operate in a highly competitive field. Industry has shown many times that it is willing, but often unable to operate successfully in this area, so without the private retail component suppliers our hobby would probably cease, certainly be more expensive.

Mike Kenward

## EDITOR

Mike Kenward

Gordon Godbold ASSISTANT EDITOR

Mike Abbott TECHNICAL EDITOR

Alan Turpin PRODUCTION EDITOR

David Shortland TECH. SUB EDITOR

Jack Pountney ART EDITOR

Keith Woodruff ASSISTANT ART EDITOR

John Pickering SEN. TECH. ILLUSTRATOR

Isabelle Greenaway TECH. ILLUSTRATOR

Judith Kerley SECRETARY

## ADVERTISEMENT MANAGER

SECRETARY

REPRESENTATIVE

CLASSIFIED MANAGER

D. W. B. Tilleard

Christine Pocknell

Peter Mew 01-261 6819

Colin Brown 01-261 5762

01-261 6676

### Editorial Offices:

Westover House,  
West Quay Road, Poole,  
Dorset BH15 1JG  
Phone: Editorial Poole 71191

We regret that lengthy technical enquiries cannot be answered over the telephone (see below).

### Advertising Offices:

King's Reach Tower,  
King's Reach, Stamford Street SE1 9LS  
Telex: 915748 MAGDIV-G

Make Up/Copy Dept.: 01-261 6601

### Technical Queries

We are unable to offer any advice on the use or purchase of commercial equipment or the incorporation or modification of designs published in Practical Electronics.

All letters requiring a reply should be accompanied by a stamped, self addressed envelope and each letter should relate to one published project only.

Components are usually available from advertisers where we anticipate supply difficulties a source will be suggested

### Back Numbers

Copies of most of our recent issues are available from: Post Sales Department, IPC Magazines Ltd., Lavington House, 25 Lavington Street, London SE1 0PF, at 75p each including Inland/Overseas p&p.

### Binders

Binders for PE are available from the same address as back numbers at £2.85 each to UK addresses £3.45 overseas, including postage and packing, and VAT where ap-

propriate. Orders should state the year and volume required.


### Subscriptions

Copies of PE are available by post, inland or overseas, for £10.60 per 12 issues, from: Practical Electronics, Subscription Department, Oakfield House, Perrymount Road, Haywards Heath, West Sussex RH16 3DH

Cheques and postal orders should be made payable to IPC Magazines Limited

# Microprocessor Evaluation System

**D.S. COUTTS** (General Instrument Microelectronics)



## Part 1

WITH microprocessors steadily spreading through the electronics hobby scene, the author felt that it was time to learn a little about them and how they can be programmed to perform simple tasks. The question was, where to start? The requirement was for a very simple machine using a powerful processor so that the lessons learned could be applied later to build a more sophisticated machine. The simplest approach seemed to be to use switches to read in the address and data information (eliminating the need for a PROM programmer) and to use single l.e.d.s as the output display. The microprocessor chosen was the GENERAL INSTRUMENT CP1610, a 16 bit machine with a very powerful instruction set. A large memory wasn't considered necessary to learn the rudiments

of programming so four 2112 RAMs were used, giving a total of 256 sixteen bit words (1,024 bits).

The basic system block diagram is shown in Fig. 1.1. It consists of a power supply, the CP1610 CPU, TTL clock, reset and control circuits, four 2112 RAMs and TTL address and output latches. Data and addresses are set up by 16 s.p.d.t. toggle switches each with a centre off position. There is also a LOAD/RUN toggle switch and two push buttons for ADDRESS ENTRY and DATA ENTRY. 16 single l.e.d.s are used for the output. The memory occupies address space 0-377 OCTAL (0-255 BINARY) and the output latches are at address 377 OCTAL (255 BINARY).

### INTRODUCTION TO CP1610

The CP1610 internal block diagram is shown in Fig. 1.2. There is an array of 8 sixteen bit registers. Register 6 serves as the stack pointer (SP) while register 7 serves as the program counter (PC). The other registers are general purpose and may be used for arithmetic or other operations.

Communication to the outside world is via a 16 bit bi-directional bus, but internally the data is processed in two 8-bit bytes. There are four status flags SIGN (S), ZERO (Z), OVERFLOW (OV) and CARRY (C), and there is a 10 bit instruction register. Table 1 shows the CPU pin connections and functions.

All the pins are not used in our basic processor, pins 27, 28, 31, 32, 33 are linked to +5V and pin 40 also goes via a resistor to +5V. Pins 1, 22, 23, 24, 25 are not used at first. This leaves us with four power input pins, two clock input pins, a reset input, sixteen I/O lines for data and address and three output pins to decode for bus control purposes. Not too frightening!

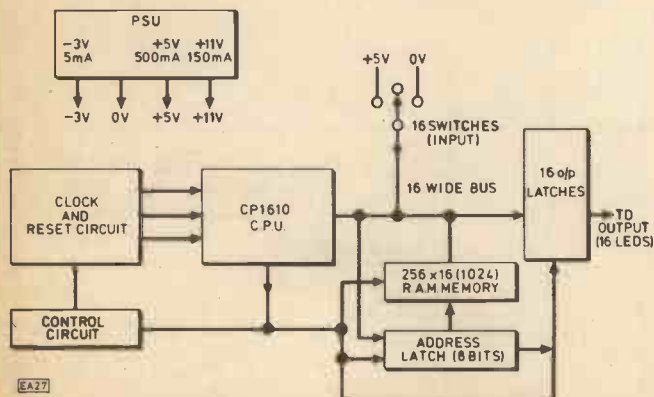


Fig. 1.1. Block diagram of the Evaluation System



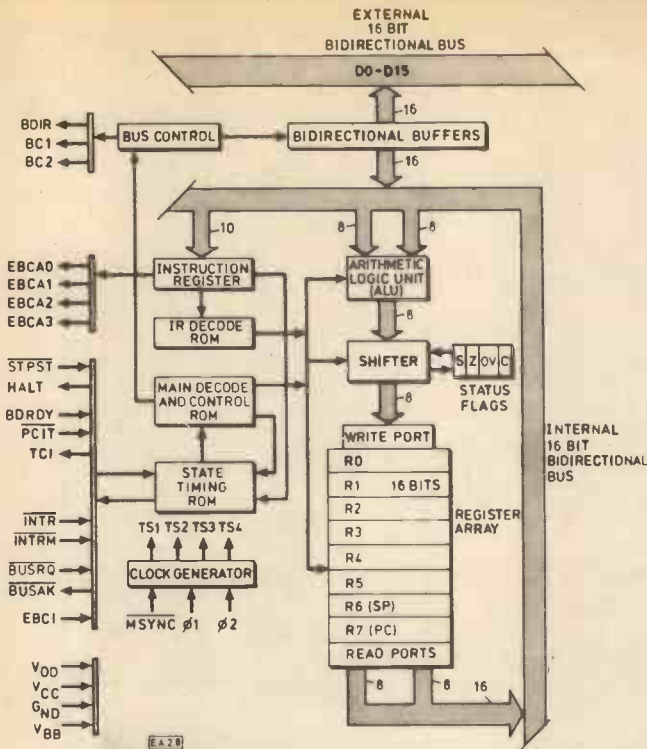


Fig. 1.2. Internal block diagram of the CP1610

The processor instruction set is shown in Table 2. It may seem a bit overpowering at first but there is a glossary of terms at the end of the table and it is intended to give programming examples when the processor has been completed.

### CIRCUIT DESCRIPTION

The complete circuit diagram of the system is shown in Fig. 1.3. The circuit is relatively straightforward and will be described in blocks.

### CLOCK CIRCUIT

IC1 a, b and c are used for the master oscillator and this feeds the shift register 2a, b and 3a, b. This shift register is used to produce four time slots, TS1 to TS4. IC5a and b are used to produce two non-overlapping clocks  $\phi 1$  and  $\phi 2$ . These clocks are buffered by the open collector TTL IC6a and b, and drive the CPU via emitter followers TR1 and TR2.

### LOAD/RUN AND RESET CIRCUIT

When S1a is in the load position IC4 pin 8 is low, preventing the shift register from running and stopping the clocks to the processor. The low on IC4 pin 8 is fed to IC4 pin 5, holding pins 6 and 2 high. As pin 1 is also high, pin 3 is held low, holding the CPU in the reset state. In this state the sixteen processor I/O lines are in their high impedance state and the switches (S4 to S19) may be used to load the program into RAM. When S1a is changed to the run position the CPU clocks are enabled and the CPU reset line goes high when IC3a pin 9 goes low, and the program is executed.

### BUS CONTROL

IC8, a B.C.D. (decimal decoder) is used to decode the BC1, BC2 and BDIR lines from the processor to produce the necessary bus control signals. BC1 is on pin 3, BC2 on 4 and BDIR on 5. Pin 12 is fed from IC5c and goes high during reset and also during time slot TS1. This prevents IC8 from outputting unwanted signals during reset and also during

VCC +5V  
VBB -3V  
VDD +11V  
D0-D15 DATA AND ADDRESS LINES  
MSYNC RESET LINE

EBCA0 EXTERNAL BRANCH CONDITION ADDRESS. Outputs of 4 least significant bits of instruction register, used externally to select 1 of 16 digital states to be sampled by the CPU during BRANCH EXT. instruction.

EBCI EXTERNAL BRANCH CONDITION INPUT  
BDRDY Input, used to make CPU wait for slow memories.

INTR } Interrupt inputs, one maskable  
INTRM }

TCI Output, terminates current interrupt.

BUSRQ Used to cause CPU to relinquish control of bus.

BUSAK Output to signal that CPU has released bus.

STPST Alternately stops and starts CPU.

HALT Output, indicating CPU halted.

PCIT 1. As an input prevents the program counter incrementing during fetch phase of instructions.

2. As output, outputs negative pulse during SIN (software interrupt) instructions.

BC1 Bus Control 1 } see bus control  
BC2 Bus Control 2 } signals below  
BDIR Bus DIRection }

BDIR	BC1	BC2	DECODE FUNCTION
0	0	0	<b>NACT</b> No ACTION, D0-D15=high impedance
0	0	1	<b>IAB</b> Interrupt Address to Bus, D0-D15=input
0	1	0	<b>ADAR</b> Address Data to Address Register, D0-D15=high impedance
0	1	1	<b>DTB</b> Data To Bus, D0-D15=Input
1	0	0	<b>BAR</b> Bus to Address Register
1	0	1	<b>DWS</b> Data Write Strobe
1	1	0	<b>DW</b> Data Write
1	1	1	<b>INTAK</b> INTerrupt Acknowledge

D0-D15 =Output




TABLE 1. Complete list of functions for the 1610 microprocessor together with its bus control signals and pin connection diagram





DIRECT ADDRESSED DATA—MEMORY					
MNEMONIC	OPERAND	CYCLES	INSTRUCTION	DESCRIPTION	STATUS CHANGE
MV@	SSS, A	11	1001 000 A00A A0A 888 888	Move Out data from register SSS to address A-A.	S, Z, C, DV
MV@	A, DDD	10	1010 000 A00A A0A 888 888	Move In data from address A-A to register DDD.	S, Z, C, DV
ADD	A, DDD	10	1011 000 A00A A0A 888 888	ADD data from address A-A to register DDD. Results to DDD.	S, Z, C, DV
SUB	A, DDD	10	1100 000 A00A A0A 888 888	SUBtract data from address A-A from register DDD. Results to DDD.	S, Z, C, DV
CMP	A, SSS	10	1101 000 A00A A0A 888 888	Compare data from address A-A with register SSS by logical AND. Results not stored.	S, Z, C, DV
AND	A, DDD	10	1110 000 A00A A0A 888 888	logical AND data from address A-A with register DDD. Results to DDD.	S, Z
XOR	A, DDD	10	1111 000 A00A A0A 888 888	exclusive OR data from address A-A with register DDD. Results to DDD.	S, Z

INDIRECT ADDRESSED DOUBLE BYTE DATA—REGISTER					
MNEMONIC	OPERAND	CYCLES	INSTRUCTION	DESCRIPTION	STATUS CHANGE
SDBD	MMM, DDD	4	0000 000	Move In double byte data from the address in register MMM to register DDD.	S, Z, C, DV
MV@	MMM, DDD	10	1010 MMM	ADD double byte data from the address in register MMM to the content of register DDD. Results to DDD.	S, Z, C, DV
SDBD	MMM, DDD	10	1011 MMM	SUBtract double byte data located at address MMM from the content of register DDD. Results to DDD.	S, Z, C, DV
SUB@	MMM, DDD	10	1100 MMM	Compare double byte data located at address in register MMM with the content of register SSS by subtraction. Results not stored.	S, Z
CMP@	MMM, DDD	10	1101 MMM	logical AND double byte data located at address in register MMM with the content of register DDD. Results to DDD.	S, Z
SDBD	MMM, DDD	10	1110 MMM	exclusive OR double byte data located at address in register MMM with the content of register DDD. Results to DDD.	S, Z
XOR@	MMM, DDD	10	1111 MMM	exclusive OR double byte data located at address in register MMM with the content of register DDD. Results to DDD.	S, Z

INDIRECT ADDRESSED DATA—REGISTER					
MNEMONIC	OPERAND	CYCLES	INSTRUCTION	DESCRIPTION	STATUS CHANGE
MV@	SSS, MMM	9	1001 MMM SSS	Move Out data from register SSS to the address in register MMM. Note: SSS = 4, 5, 6 or 7 not supported.	S, Z, C, DV
PSHR	MMM, DDD	8*	1010 MMM DDD	PUSH data from register SSS to the stack.	S, Z, C, DV
MV@	MMM, DDD	8*	1011 MMM DDD	Move In data to register DDD from address in register MMM.	S, Z, C, DV
PUSH	MMM, DDD	11	1100 MMM DDD	PUSH data from the stack to register DDD.	S, Z, C, DV
ADD@	MMM, DDD	8*	1101 MMM DDD	ADD data located at address in register MMM to the contents of register DDD. Results to DDD.	S, Z, C, DV
SUB@	MMM, DDD	8*	1110 MMM DDD	SUBtract data located at address in Register MMM from contents of register DDD. Results to DDD.	S, Z, C, DV
CMP@	MMM, DDD	8*	1111 MMM SSS	Compare data located at address in register MMM with contents of register SSS. By subtraction. Results not stored.	S, Z
AND@	MMM, DDD	8*	1110 MMM DDD	logical AND contents of register MMM to register DDD. Results to DDD.	S, Z
XOR@	MMM, DDD	8*	1111 MMM DDD	exclusive OR contents of register MMM to register DDD. Results to DDD.	S, Z

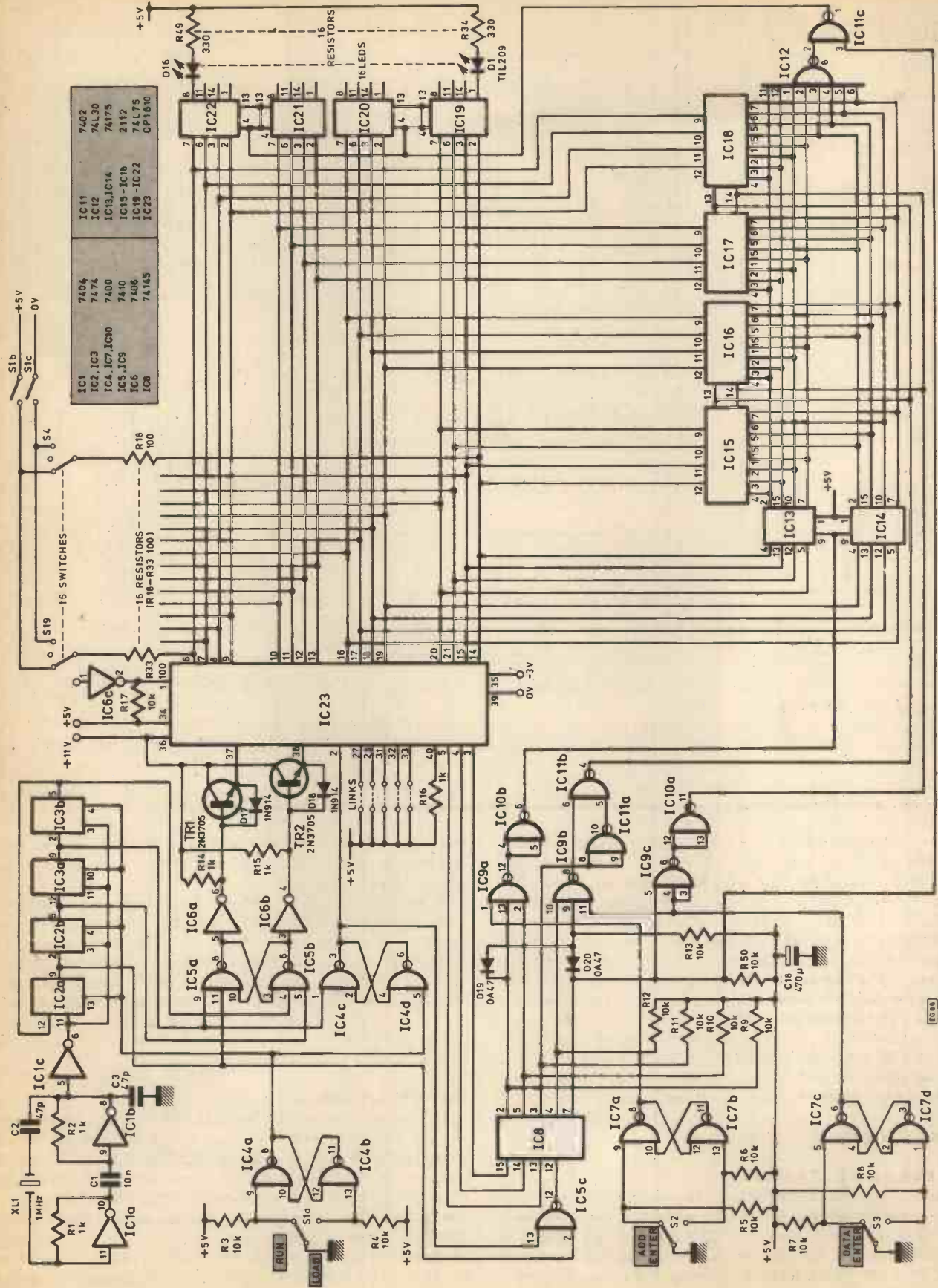
IMMEDIATE DOUBLE BYTE DATA—REGISTER Note: The SDBD command is provided by the assembler when the immediate data is greater than the memory width and requires two bytes.					
MNEMONIC	OPERAND	CYCLES	INSTRUCTION	DESCRIPTION	STATUS CHANGE
MV#	I, DDD	14	0000 000 1010 DDD XXLL LLL	Move In immediate double byte data to register DDD. L's will be low byte and U's upper byte. XX = don't care	S, Z, C, DV
ADD#	I, DDD	14	0000 000 1011 DDD XXLL LLL	ADD immediate double byte data to contents of register DDD. Results to DDD. L's indicate low byte of literal, U's upper byte	S, Z, C, DV
SUB#	I, DDD	14	0000 000 1100 DDD XXLL LLL	SUBtract immediate double byte data from contents of register DDD. Results to DDD. L's indicate low byte of literal, U's upper byte	S, Z, C, DV
CMP#	I, SSS	14	0000 000 1101 DDD XXLL LLL	Compare immediate double byte data with contents of register SSS by subtraction. Results not stored. L's indicate low byte of literal, U's upper byte.	S, Z, C, DV
AND#	I, DDD	14	0000 000 1110 DDD XXLL LLL	logical AND immediate double byte data with the contents of register DDD. Results to DDD. L's indicate low byte of literal, U's upper byte.	S, Z
XOR#	I, DDD	14	0000 000 1111 DDD XXLL LLL	exclusive OR immediate double byte data with the contents of register DDD. Results to DDD. L's indicate low byte of literal, U's upper byte.	S, Z

IMMEDIATE DATA—REGISTER The number of iiii bits depends on the memory width, 18 bits is maximum.					
MNEMONIC	OPERAND	CYCLES	INSTRUCTION	DESCRIPTION	STATUS CHANGE
MV@	SSS, I	9	1001 iiii SSS	Move Out immediate data from register SSS to PC+1 (field).	S, Z, C, DV
MV#	I, DDD	8	1010 iiii DDD	Move In immediate data to register DDD from PC+1 (field).	S, Z, C, DV
ADD#	I, DDD	8	1011 iiii DDD	ADD immediate data to contents of register DDD. Results to DDD.	S, Z, C, DV
SUB#	I, DDD	8	1100 iiii DDD	SUBtract immediate data from contents of register DDD. Results to DDD.	S, Z, C, DV
CMP#	I, SSS	8	1101 iiii SSS	Compare immediate data from contents of register SSS by subtraction. Results not stored.	S, Z
AND#	I, DDD	8	1110 iiii DDD	logical AND immediate data with contents of register DDD. Results to DDD.	S, Z
XOR#	I, DDD	8	1111 iiii DDD	exclusive OR immediate data with contents of register DDD. Results to DDD.	S, Z
SDBD		4	0000 000 001	Set Double Byte Data for the next instruction which must be an external reference instruction. The effective address of the instruction is normally supplied by the assembler as required to properly generate machine code.	S, Z

GLOSSARY OF TERMS				
SSS	Source Register			
DDD	Destination Register			
RR	Register in Shift 1			
RR	Register in Shift 2			
RR	Register in Shift 3			
AAAAA	Memory address for Jump			
AAAAA	Memory address for Branch			
BB	Register to save old PC in by jumps (Reg = 1, 2, 3, 4, 5 or 6)			
S	Sign of address displacement for Branch (PC relative)			
ppppp Pppppppppp	Address displacement for Branch			
ppppp Pppppppppp	Address displacement for Branch			
aaaaa AAAAAAAA	Direct address of data word			
iiii	Immediate data word (iiii is dependent on memory word size)			
LLLLLLL	Lower 8 bits of double byte data			
UUUUUUUU	Upper 8 bits of double byte data			

MMM—Address Mode  
 000—direct address in location following instruction.  
 001—indirect address for Register 1  
 010—indirect address for Register 2  
 011—indirect address for Register 3  
 100—indirect address for Register 4, post increment  
 101—indirect address for Register 5, post increment  
 110—indirect address for Register 6, post increment for MVD only  
 MVD  
 111—indirect address for Register 7, post increment.  
 (Immediate data in location following instruction.)

TABLE 2. Complete Instruction Set for the CP1610



IC1	7402
IC2, IC3	74LS0
IC4, IC7, IC10	7400
IC13, IC14	74175
IC5, IC9	7410
IC6	7408
IC18-IC22	74145
IC8	CP1810

Fig. 1.3. Main circuit diagram of the Evaluation System (Note that the decoupling capacitors C4-C17 are not shown)



## COMPONENTS . . .

### Resistors

R1, R2, R14, R15, R16	1k (5 off)
R3-R13, R17, R50	10k (13 off)
R18-R33	100 (16 off)
R34-R49	330 (16 off)
R51-R54	390 (4 off)
R55	3k9
R56	1k8

### Capacitors

C1	10n ceramic
C2, C3	47p ceramic (2 off)
C4-C17	10µ 16V tant. (14 off)
C18	470µ 10V elect.
C19, C20	220n (2 off)
C21	4700µ 10V elect.
C22	1000µ 10V elect.
C23	2200µ 25V elect.
C24	100µ 10V elect.

### Diodes

D1-D16	TIL 209 (16 off)
D17, D18	IN914 (2 off)
D19, D20	OA47 (2 off)
D21, D22, D23	IN4001 (3 off)
D24	3V3 Zener BZY88
D25	6V2 Zener

### Transistors

TR1, TR2	2N3705 (2 off)
TR3	2N3904

### Integrated Circuits

IC1, IC27	7404 (2 off)
IC2, IC3	7474 (2 off)
IC4, IC7, IC10	7400 (3 off)

IC5, IC9	7410 (2 off)
IC6	7406
IC8	74145
IC11	7402
IC12	74L30
IC13, IC14	74175 (2 off)
IC19, IC20, IC21, IC22	74L75 (4 off)
IC15, IC16, IC17, IC18	2112 (4 off)
IC23	CP1610
IC24, IC25	7805 (2 off)
IC26	7403

### Switches

S1	3 pole change over (toggle)
S2, S3	S.p.c.o. push button (2 off)
S4, S19	S.p.c.o. centre off (16 off)
S20	S.p.s.t. 1A
S21-S24	Push button (4 off)
S25	S.p.d.t.

### Miscellaneous

FS1	1A slow blow fuse 20mm
T1	240V, 6V 1A, 6V 1A
XL1	1MHz crystal
Case	(380 x 200 x 100mm)
Case	(150 x 80 x 40mm)
Fuse Holder	
Holders for i.c.s. (if req.)	
Printed circuit board (main board)	
Printed circuit board (power supply)	
LS1 8ohm 0.2W speaker	
7 way DIN socket (2 off)	
7 way DIN plug (2 off)	
Veroboard	

### CONSTRUCTORS NOTE

All the components including the CP1610 microprocessor are available together with a data sheet from **Technomatic** and **Watford Electronics** who both advertise in the magazine.

TS1 when data is not valid. IC8 pin 2 outputs ADAR which causes the addressed contents of memory to be gated on to the bus and strobed into the ADDRESS REGISTER. Pin 5 outputs BAR which strobes the CPU output into the ADDRESS REGISTER. These two low going signals are orred together by IC9a, and used to strobe the address into IC13 and 14, the address latches. IC8 pin 3 outputs IAB which, via gates 11a and b, enables the RAMs IC15 to 18, to output the program starting address on to the bus. IC8 pin 4 outputs DTB. This signal is fed via gates 9b and 11b to the RAMs chip enable to read data out on to the bus. The final output of IC8, pin 7, is DWS. This signal also enables the RAMs via gates 9b and 11b, but it also strobes the RAMs write inputs via gates 9c and 10a. It is also used to strobe data into the output latches IC19 to 22 when gated with address 255 in gate 11c.

### ADDRESS AND DATA ENTRY

When S1 is in the load position S1b provides +5V to one bus feeding the switches S4 to S19 while S1c provides 0V to the other bus. Switches S4 to S19 are normally at their centre off position. To load an address into the address latches, first set the switches to the required binary pattern (+5V="1", 0V="0") and then push the address enter button S2. S2 feeds the anti bounce circuit IC7a and b. IC7 pin 8

goes low; this puts a low on IC9 pin 1. IC10 pin 6 goes low, reading the data from the switches into the address latches when it goes high again.

The word that has been loaded into the address latches is now addressing the RAMs although they are not yet enabled. By setting the sixteen switches to the required DATA pattern and pushing the ENTER DATA switch S3, the data is entered into the addressed RAM location. When S3 is pushed IC7 pin 6 goes low and this enables the RAMs via gates 9b and 11b. At the same time it strobes the RAMs write enable via gates 9c and 10a, writing the data from the sixteen switches into the RAMs.

### OUTPUT LATCHES

The output latches (IC19-IC22) are 74L75 quad latches. The 16 bus lines feed the D outputs of the latches. When binary address 255 is selected (OCTAL 377) IC12 pin 8 goes low and if DWS goes low at the same time the output of gate 11c goes high, strobing the data from the bus into the latches. The output latches provide both Q (high going) and  $\bar{Q}$  (low going) outputs. The  $\bar{Q}$  outputs are used to drive single l.e.d.s via current limiting resistors. The Q outputs of the latches could be brought out to drive external circuitry if required.

### NEXT MONTH: Construction details



# VEHICLE INSTRUMENT DISPLAYS

B. Shepherd C.Eng FIEE\*

**The car market is acknowledged to be one of the most difficult for electronic systems to penetrate. The combined environment of temperature, humidity, vibration, electrical transients, etc. coupled with the required visual appeal and cost targets, are very demanding. Nevertheless, the present state of the available technologies indicate that displays will be available for vehicles in the early 1980s.**

**T**HE modern motor vehicle contains instruments that have been optimised to provide good performance at reasonable cost levels. They are usually attractively mounted in plastics mouldings and form an integral part of the vehicle fascia. The content of the instrument package is defined by the vehicle specification, written around the marketing requirements, on the generalised assumption that the cost is directly related to the complexity.

Electronic instruments in the form of tachometers and speedometers, etc. have been introduced in the past few years which utilise medium-scale integrated circuits, but again the display system used is a moving-coil instrument that is essentially of mechanical construction. The manufacturing cost of an individual instrument is fairly low, and to consider utilising electro-optic methods of display on an individual basis would generally be too expensive.

## **BASIC REQUIREMENTS**

Examination of available display technologies indicates that separate instruments, complete with drive electronics, would be more expensive than their conventional electromechanical equivalent. If, however, all the individual elements of a dashboard are combined on one large display, and the electronics are also integrated to form one complete panel, then a cost-effective solution can be realised. The phrase "solid-state displays" has been coined to cover this type of panel, though it can be a misnomer in certain cases.

The most important parameters to be considered when choosing a particular technology are those of overall system cost, visual appeal, reliability, life and legibility, which covers the brightness and contrast aspects. The display must be capable of

being manufactured on a large scale with a reasonable level of tooling and a minimum of assembly labour. Furthermore, the display technology chosen must be compatible with available integrated circuits and operate within reasonable voltage and power limitations. The ability to multiplex becomes a very critical factor.

The main parameters of importance for choosing a display technology suitable for a motor vehicle are those of total system cost, visual appeal, reliability, including operation over a wide temperature, vibration, and humidity range, together with a life requirement equal to that of the vehicle.

## **DISPLAY TECHNOLOGIES**

Generally, the available technologies break down into those suitable for small-area display and those suitable for large areas; they also have different suitability as regards the optimum number of bits. A "bit" of information is defined as a single separate display area that has to be controlled independently (Table 1).

## **DISPLAY COST COMPARISON**

The graphs in Fig. 1 show how the cost of these displays differs depending on their manufacture. A display consisting of only a few bits, e.g. warning lights, will have the lowest cost using individual elements like l.e.d.s. A display with an extremely large number of bits will have the lowest cost using a cathode-ray tube.

\* Brian Shepherd is the Engineering Director of the Vehicle Instrumentation Division, Smiths Industries Ltd., Cricklewood Works, London NW2 6NN



**TABLE 1. OPTIMUM NUMBER OF BITS FOR A GIVEN DISPLAY TECHNOLOGY**

Technology	optimum number of bits
Tungsten filaments	1-20
Light-emitting diodes	1-30
Cathode-ray tubes	10k-250k
Gas discharge (plasma panels)	30-5k
A.C. or d.c. electroluminescence	30-3k
Liquid-crystal display	5-200
Electrochromic (liquid or solid)	5-200
Electrophoretic	5-200
Vacuum fluorescent	10-100

A typical full instrument panel for a vehicle will have between 150 bits for a low-line vehicle to 300 bits for a high-line vehicle. It is evident that d.c. electroluminescence (d.c.e.l.) is most cost effective within this range, and that other technologies, e.g. liquid-crystal display (l.c.d.) and vacuum fluorescence, could also prove viable. The system of course also includes the drive electronics, and thus the system cost will involve other technical considerations as described later.

**D.C. ELECTROLUMINESCENCE**

The particular advantage of d.c.e.l. for vehicle-display applications is that, under normal and low ambient lighting, the display has considerable visible appeal with a reasonably wide range of colours. The disadvantages at present are associated with the available brightness and contrast ratio under extreme sunlight conditions. Work is continuing to overcome these problems.

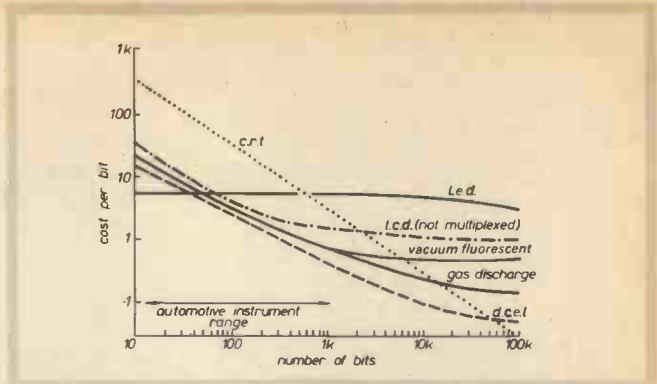
The technology emits light and hence requires no other means of illumination. The construction is outlined in Fig. 2. The overall visual appeal, together with package cost advantages, have made it the favourite technology at present.

D.C. electroluminescent displays are based on polycrystalline copper and manganese-doped zinc-sulphide power phosphors. The devices are fabricated on transparent conductively coated glass substrates, which are photolithographically etched to provide delineation of the required light emission pattern and electrical input. All displays are hermetically sealed in a robust flat-pack configuration.

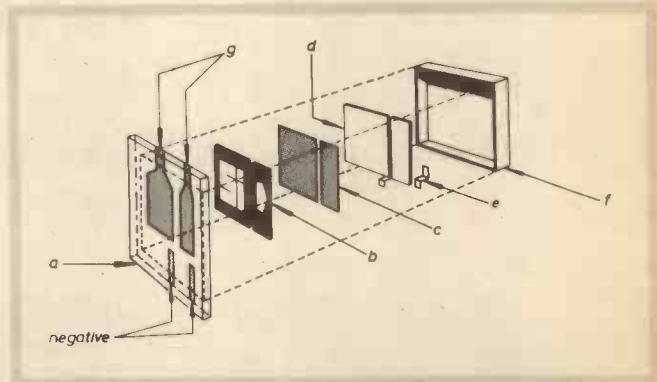
As a display technology, d.c.e.l. possesses many unique and advantageous features. The devices operate with high visual efficiency giving excellent legibility and an arresting appearance. The emission spectrum is broad band with its peak close to that of the human eye sensitivity curve. The basic bright yellow colour may be externally filtered to provide readily discriminated green and red displays. The emission is physiologically restful for continuous observation and contrasts sharply with unselected areas of the display and the surround.

Light emission takes place at the junction of the transport conducting film and the phosphor layer. It occurs uniformly over the whole positive electrode area, and individual phosphor particles cannot be resolved with the naked eye.

The display brightness is continuously variable and the voltage range is small because of the superlinear brightness voltage characteristic. There is no threshold or striking voltage. A vast range of display formats is possible. High resolution is provided by photoetching of the substrate conductor pattern. Combinations of complex shapes both small and large may be provided on the same substrate, as may analogue and digital information together with fixed legends.

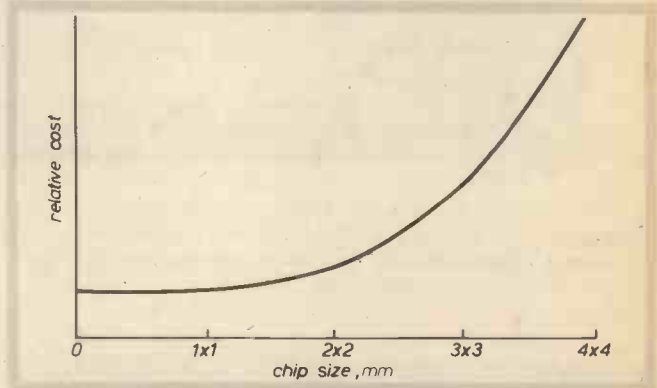


**Fig. 1. Comparison of cost per bit against number of bits**



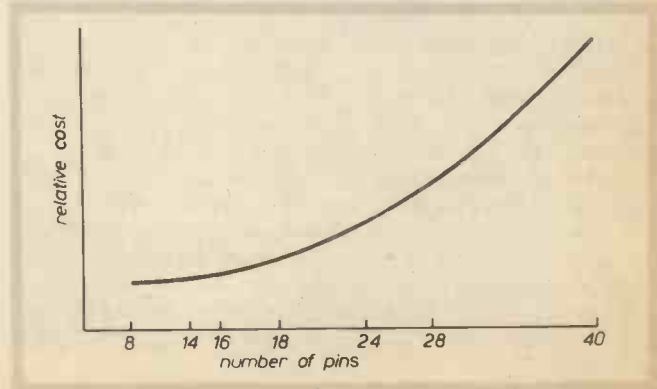
**Fig. 2. Assembly for a d.c. electroluminescent display**

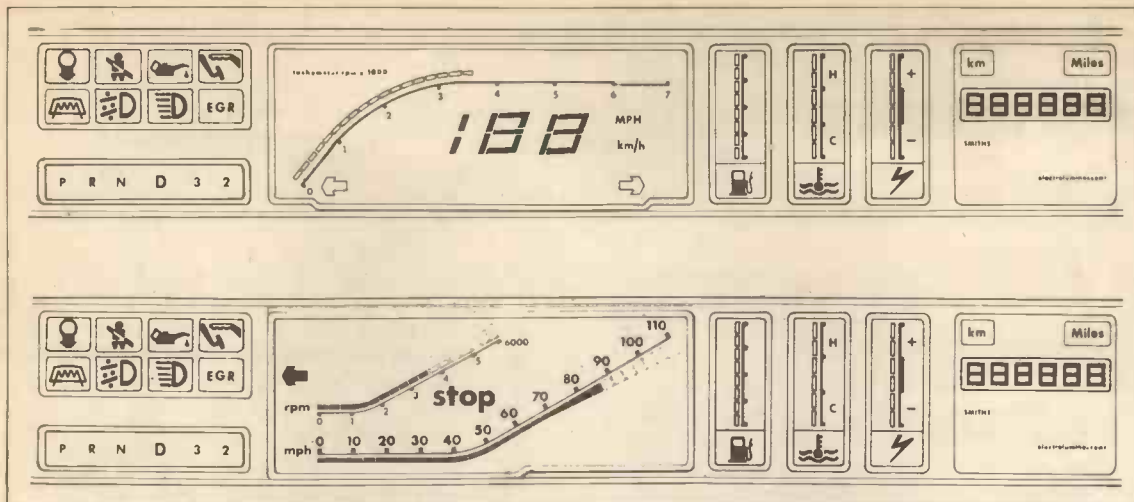
(a) Front glass. (b) Insulating mask. (c) Phosphor, which is in contact with g through apertures in b. (d) Aluminium rear electrode. (e) Conductive strip. (f) Hermetically sealed cover. (g) Transparent conductive pattern (positive).



**Fig. 3. Integrated circuit cost variation with size**

**Fig. 4. Integrated circuit cost variation with number of pins**





Complete panel styles (a) with digital speedometer; (b) with analogue speedometer




Illustration of a display designed for the Austin Princess, showing (above) all controls and (below) the presentation in the car (see also front cover).





Fig. 5. Size comparison of conventional and solid-state displays



## CONSTRUCTION

The simplicity of construction and processing are well suited to large-scale production, and flexibility in design allows economic manufacture of small quantities for prototype assessment. Custom displays are more readily realised than with any other solid-state light-emitting-display technique. D.C. electroluminescent displays are truly solid state. There is no sudden catastrophic failure mode. The slow increase in electrical resistance of the phosphor layer, which is characteristic, may be compensated for by simple constant-power-drive conditions. Neither luminous nor electrical power conversion efficiency show any appreciable decrease during operation.

The target life for this type of vehicle instrumentation is 5,000 hours. Life is measured as the time between the initial brightness level down to one half of this value. Results obtained on small panels are giving encouraging results and continuous life-test data are being collected.

It is expected that such displays will first appear on vehicles with panels of approximately 100cm<sup>2</sup>, containing digital clock, tachometer, fuel and temperature gauges and warning lights. This will be followed by complete dashboards containing speedometers and odometers also.

Simpler instrumentation, such as a digital clock alone, can be more suited to a digital i.e.d., or vacuum fluorescent or gas display panel. These types of displays are now available from many sources, using a standard 7-segment digital format, and could be combined with a conventional instrument to form a clock/tachometer display for instance.

## INTEGRATED-CIRCUIT TECHNOLOGY

An instrument control system requires a combination of fairly dense logic for quartz-controlled digital clock, and odometers, linear analogue circuitry for bar-graph displays, e.g. small gauges, tachometers, etc. and display drive circuitry dependent on the type of display required. The complexity of the logic plus the fact that part of the circuit must still operate when the ignition is off will require low power. Electrical interference will require high noise immunity. Many displays require high-voltage switching.

The integrated circuits currently being designed are using integrated injection technology for the logic and high-voltage bipolar circuits for display drive. Custom-designed integrated circuits are considered best for this market because of the optimum product costing relative to the large volume requirement for the complete market.

Partitioning of these circuits has been made both to give the most flexible "kit" from which to build various panels and the lowest cost relative to Figs. 3 and 4.

As the display content grows, it becomes increasingly evident that "multiplexing" is essential to produce the lowest cost and highest reliability. Multiplexing is the term given to controlling the display element by its two connections, in parallel with other elements, so that the minimum number of interconnections are required. A non-multiplexed panel with 256 elements will require 257 connections. Multiplexed in a 16 x 16 manner only 32 connections are required.

Each connection requires a signal from an integrated circuit and a pin connection to that circuit. Typical low-cost circuits have 14 pins with a cost increase for the other standards of 16, 18, 24, 28 and 40. Also, the cost of an integrated circuit is dictated by the area of silicon used, with a cost curve generally proportional to area up to the point where low yield increases the cost still further. Figs. 3 and 4 indicate typical variations in cost.

The set of integrated circuits that will be used is being designed jointly with Plessey microelectronics, and samples are now becoming available for complete system evaluation by various European car manufacturers.

## STYLES

The flexibility of a solid-state display to produce an attractive instrument panel is very important. The dashboard is immediately in front of the driver and the display aesthetics can be an important factor not only in the sale of the vehicle, but also in the subsequent safety aspects, and the manner in which information is transmitted from the vehicle to the driver. Early styles are shown on the cover and opposite.

As can be seen from the size information in Fig. 5, there is considerable potential space saving advantage when using solid-state displays.

## FUTURE

Further examination of trends indicates that integrated circuits are becoming more complex and larger for a given cost level, and the display technologies are also improving. The cost per bit is therefore falling for large displays, but remaining the same for small displays. From this we can deduce that it will be most economic to offer more and more facilities at the same cost level.

Microprocessors are becoming available that can compute the relationships between several input parameters and give the driver better information. The instrument panel can become the control centre for the vehicle, optimising the vehicle performance for fuel economy, braking, entertainment, etc.

Coupled with information systems, e.g. route guidance, diagnostic sensing of engine and vehicle performance, this control centre will make the driving task much easier, only giving the driver information when he requires it or in an emergency. A keyboard will probably appear, integrating calculator, and a message display panel as an *aide memoire* for things like shopping lists.

The boredom of a traffic jam may eventually be overcome by electronic games and in-car entertainment could take on a new meaning. ★

For assistance in all the above display work, acknowledgement is gratefully given to the Royal Signals Research Establishment, Phosphor Products Co., and Plessey Ltd.

This article is reproduced by permission of *Electronics and Power*, the journal of the IEE. © IEE: 1978





# SOUND to LIGHT

**BEN J. DUNCAN**

***Part 1—A fully protected  
two channel sound to light  
modulator custom designed  
for mobile work.***



**T**HIS article describes a sound to light modulator which was developed to overcome the problems found in many units. The design is intended primarily for discotheque applications, therefore emphasis is placed on reliability.

In essence a sound to light modulator converts analogue signals into a quasi-digital format which conveys the overall pattern of the music into modulation of the display lamps. An SLM can give considerable enhancement to the mainly physical class of music danced to in discotheques.

The development of SLMs, it would seem, has been overshadowed by gimmicky effects as found in random lighting displays which add little to the music, as a result they have remained relatively primitive since their inception some ten years ago.

Many discotheque operators will have experienced problems resultant of this poor state-of-the-art. These are summarised below:

- (1) Continual adjustment is needed at every change in programme level in order to maintain the required degree of lamp saturation.
- (2) Poor channel separation, resulting in a confused display.
- (3) Unreliability, for no apparent reason.
- (4) R.f.i. appearing in audio circuitry.

The circuit to be described has been designed according to the premise that simplicity is the first step towards reliability; this being an essential requirement for discotheque equipment. For this reason, the design is not totally devoid of the aforementioned shortcomings, notably the first, but is certainly a step in the right direction.

## THE FAULTS DISCUSSED

Before considering the circuit, it is useful to discuss the faults and their solutions. First (1).

A triac has a certain set voltage at which it will trigger. If the device is turned on continuously, the associated lamps will light continuously, resulting in a boring display; this situation is termed "oversaturation". When the signal level is suitably set, the triac will only switch on when most prominent parts of the music (usually the bass line and vocals) are prevalent. In this situation, the overall rhythm of the music is imitated. The associated lamps are then said to be correctly saturated. In common terms, "They flash to the music."

If the signal level is too low, the lamps will be switched on very briefly or not at all. The signal level for perfect saturation is critical, but some  $\pm 3\text{dB}$  variation in "mean" voltage will not seriously degrade the display.

There are two ways around the problem. Firstly, the SLM could be provided with a compressor, which will ensure a constant triggering voltage. However, a simple compressor cannot discriminate between long term changes in audio level and short term changes in the dominant sounds. It will tend to bring parts of the mix which were intended to remain in the background to the forefront, and reduce the dominant rhythms to a common level, thereby giving a false display.

A careful choice of time constant can alleviate this to an extent, but complex circuitry is almost certainly involved if a complete solution is sought. Further, setting up the SLM so that the lighting level remains constant over the anticipated range of sound pressure level requires a precise knowledge of signal levels, again requiring complex circuitry if rapid setting up is necessary. The use of a compressor was not explored because a far simpler solution exists.

If the signal for the SLM is derived prior to any variable level or tone controls, then changes in signal level resulting from the operation of these is no longer a problem. There remains the changes in level resulting from the dynamic

## SPECIFICATION

<b>Bass -3dB Turnover Frequency</b>	320Hz -18dB/ Octave
<b>Treble -3dB Turnover Frequency</b>	3.5kHz -18dB/ Octave
<b>Input Sensitivity</b>	2V r.m.s.
<b>Input Impedance</b>	>100 kilohms
<b>Input Protection</b>	AC to >60 volts (equivalent to 450 watts into 8 ohms) DC to >90 volts
<b>Channel Power Capacity</b>	1.4kW (220-250 volts)
<b>RFI Suppression</b>	Zero voltage switched, choke- capacitor filtering
<b>Overcurrent Protection</b>	Glass fuses for small overloads to 80 amps. High speed fuses for short circuits to 850 amps
<b>Overvoltage Protection</b>	VDRs and snubbers against fuse arc and mains transient suppressors

range of the source signal (typically 50dB for albums) and from differing modulation levels (a 12in single having the highest, then 7in singles, and 12in albums with the lowest). However, since we require in any case to capture only the overall pattern of the music, herein defined as the recurrent peaks, the former point can be neglected. Regarding the latter, the 6dB leeway, previously noted, that will permit a satisfactory display is the solution to the problem of differing disc modulation levels.

Careful setting up is required nevertheless; this is speedily effected by testing the display using a noisy 12in single and a relatively quiet album track.

It must be emphasised, however, that the direct connection of sensitive audio equipment to circuitry employing triacs provides an excellent opportunity for r.f.i. to creep into the audio chain, hence r.f.i. must be reduced to negligible levels.

## POOR CHANNEL SEPARATION

Many designs feature 6 or 12dB/octave filters. Further, three channels are often used. Disco music can be adequately presented with two channels, simply bass and treble, and indeed, more channels serve only to confuse.

For two channels to act discretely, yet cover a reasonable range of frequencies, a high order of filter is required; 18dB/octave (3rd order) filters are the compromise between filters of a higher order requiring high tolerance components and lower order filters which would make even a two channel display ambiguous.

## UNRELIABILITY

The most likely reason for unreliability is ignorance of the need for transient overload protection when triacs are used in mains circuits. For all its inherent reliability, the triac is easily destroyed, particularly when operated from the mains supply, where extremely high transient voltages and fault currents can be encountered. The incandescent lamp has two positively unwelcome characteristics:

(a) When power is initially applied to a lamp, a surge current an order of magnitude higher than the nominal current flows, reaching a peak after some  $400\mu\text{s}$ , which lasts for up to  $20\text{mS}$  and then dies away exponentially, reaching the nominal current level in  $70\text{mS}$ . In an SLM, power is constantly reapplied to the lamps, hence the surge conditions are repetitive.

(b) When a lamp filament ages, it grows brittle and will eventually fracture or "blow". The sudden change of current causes arcing across the fracture, and the heat of the arc may be sufficient to ionise the nitrogen-argon mixture around the filament. The ionised gas will conduct heavily, resulting in a short circuit which lasts until the arc is extinguished. Filament failure is infrequent, but should it occur, an unprotected triac will almost certainly be destroyed. Fuses are the most practical means of protecting triacs from short circuit conditions in mains circuitry. Prior to considering fusing in detail, the most likely overload conditions will be identified; these are:

**Small overload.** Human error will make it inevitable in the long run that an SLM unit is overloaded. Given that the overload is highly unlikely to exceed 100 per cent, ordinary glass fuses will protect a triac.

**Lamp surge.** Fourteen 100W lamps at 225V will cause a 77A surge current to flow repetitively in an SLM. Any fuses used, and the triac, must be capable of withstanding this surge on a continuous basis.

**Short circuit.** The failure of a lamp filament can result in a short circuit and the prospective fault current is limited only by the supply impedance. Assuming worst case conditions, a current of 1,000A peak can be expected on a 30A ring circuit. Since short circuits can also occur if cables are damaged, the relative unlikelihood of filament failure causing a short circuit should not be cited as a reason for disregarding the necessity for short circuit protection.

Because semiconductor junctions can be destroyed extremely rapidly under short circuit conditions, the common glass fuses are inadequate; high speed fuses must be utilised. These have precisely defined characteristics and are capable of clearing high current faults in a matter of milliseconds.

The rapid current cut-off causes arcing and the fuse will not clear the fault until the arc is extinguished, which happens rapidly; the important point to note is that the arc voltage may be considerably greater than the mains voltage.

The fault protection arrangements in many SLMs is non-existent or pitifully inadequate. This design is protected against the aforementioned overloads.


## FUSE SELECTION

For adequate discotheque lighting, maximum use of a 13A outlet should be aimed at. Assuming that the minimum mains voltage is 225V, fourteen 100W lamps per channel are permissible with enough capacity to power an amplifier and discotheque console. The lamp surge current using 100W lamps will be 12.4 times the nominal, hence 77A at 225V per channel.

The fuses and triacs must withstand this surge for at least  $20\text{mS}$  on a repetitive basis. A special anti-surge type of high speed fuse will be required. A Ferraz 600 CP-AS 10.38/12 fuse will withstand a 78A surge for  $110\text{mS}$ . The same fuse has an  $I^2t$  of  $160\text{A}^2\text{S}$  at 250V and will clear 850A r.m.s. in  $2.0\text{mS}$ . A BTX-94 triac has a  $190\text{A}^2\text{S}$   $I^2t$  rating for this duration, and can withstand a repetitive 100A surge; hence it is suitable for the application.

Whilst the use of a 25A triac to control a 6A load smacks of gross overdesigning, it can be seen that the choice of triac is determined primarily by the available fuses, the prospective fault current and the lamp surge current.

A slow blow fuse must now be selected to protect from small overloads and to prevent catastrophic destruction of the high speed fuse which can occur when it is subjected to a steady current in excess of its nominal rating (12A in this case). Glass fuses are produced to wide tolerances, thus selection is based upon worst case samples of the fuse, and good samples may be blown. Specifically, the 5A  $1\frac{1}{2}$ in fuse detailed in the design will handle the 6.2A nominal load current provided it is not a fast blowing specimen. In fact, the specified fuse will comfortably protect the triac up to 80A.





## TRANSIENT VOLTAGE PROTECTION

The triac must also be protected from transient voltages in excess of its rating. A compromise between an ideal yet complex transient suppression circuit (allowing low cost 400V triacs to be used) and a very high voltage triac (needing little suppression but a lot of money) is required.

To protect the triac from the majority of transients, zinc oxide voltage dependent resistors are connected across the devices. These present a high impedance to the usual mains voltage, but present a low impedance to a transient significantly in excess of the normal voltage, thereby absorbing the energy. Fortunately, transient voltages tend to have an inverse amplitude/duration characteristic, which avoids excessive VDR dissipation. Unfortunately, the highest voltage which the VDR will reduce to a safe level is depen-

dent upon the source impedance of the transient, but in this design, transients up to several kilovolts will be clipped to below 600V by the VDR.

Two voltage transients of known amplitude can be identified. The clearing of the high speed fuses creates a 710V arc and the voltage rating of the chosen triac is selected to be in excess of this. The series inductor, used to mop up residual r.f.i., generates back e.m.f.s of the order of 400V. A capacitor in parallel with the inductor acts to define this voltage.

Finally, a CR network (snubber) is placed across the triacs to assist the operation of the VDR by limiting the rate of change of voltage at the leading edge of a transient (particularly that generated by the high speed fuse) giving the VDR time to operate.

## COMPONENTS . . .

### Resistors

R1	22k
R2	1M
R3	10k
R4	1k8
R5-R7	10k
R8	22k
R9	470k
R10	22k
R11	1k
R12	10k
R13	3k9
R14	150k
R15	22k
R16	22k
R17	470k
R18	1k
R19	10k
R20	1k
R21	10k
R22	10k
R23	47 10W
R24	47 10W
R25	Voltage dependent resistor (R.S. 238-457)
R26	100
R27	Voltage dependent resistor (R.S. 238-457)
R28	68
R29	Voltage dependent resistor (R.S. 238-457)
R30	68

All  $\frac{1}{4}$ W carbon film 5% except where otherwise stated

### Capacitors

C1	470n polycarbonate
C2	3n3
C3	68n
C4	180n
C5	10n
C6	10 $\mu$
C7	3n3
C8	3n3
C9	100n
C10	220n
C11	100n 1,000V
C12	100n 1,000V
C13	220n 1,000V
C14	100n 250V
C15-C16	2,200 $\mu$ 40V elect
C17-C18	100n
C19-C20	470n
C21	220n 1,000V
C22	100n 1,000V
C23-C24	100n
C25-C26	250 $\mu$ 25V elect

### Potentiometers

VR1-VR2	10k log
---------	---------

### Semiconductors

IC1-IC5	741C
TR1	BC184
TR2-TR3	BC337
CSR1-CSR2	C106D
CSR3-CSR4	BTX94—600U
D1-D2	BZY88C—12V
D3-D4	1N914
D5	OA91
D6	BZY88C—6V2
D7	OA91
D8	BZY88C—6V2
D9-D13	1N5401
D14	BY206
IC6	+15V, 1A regulator, 7815
IC7	-15V, 1A regulator, 7915

### Inductors

L1, L2	500 turns of 19 s.w.g. enamelled copper wire layer wound on 200 x 10mm ferrite rod
T1, T2	1:1 pulse transformer (R.S. 196-369) (Maplin)
T3	Mains primary: 17-0-17V 1A secondary

### Miscellaneous

LP1-LP4	Mains neons
FS1, 3, 5, 7	Slow fuses 5A 1 $\frac{1}{4}$ in
FS2, 4, 6, 8	Fast fuses Ferraz type 600-CP-AS 10.38—12A
FS9	500mA 1 $\frac{1}{4}$ in 1 $\frac{1}{4}$ in panel fuseholders Ferraz fuseholders type SGR10
S1, S4, S6	S.p.s.t. 15A toggle
S2	D.p.s.t. 15A toggle
S3, S5	D.p.d.t. 15A toggle 19°C/watt heatsinks (2 off) 2.1°C/watt heatsinks (3 off)

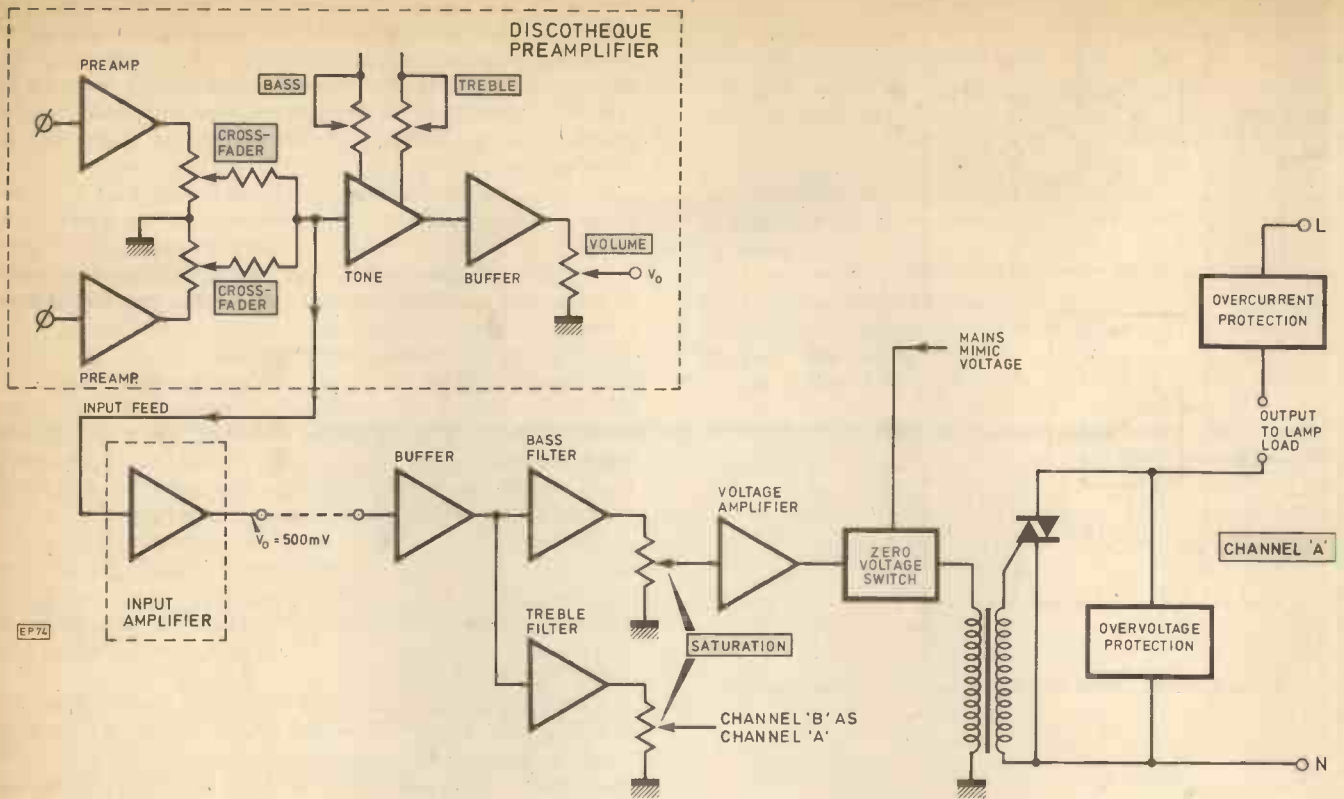


Fig. 1. Block diagram of unit and signal derivation points from typical disco console

### R.F.I. APPEARING IN THE AUDIO CIRCUITRY

The use of zero voltage switching is a foregone conclusion when sensitive audio circuitry is directly connected to and in close proximity to a potential source of r.f.i. This is totally eliminated when the triacs are triggered at the zero point of the mains cycle. This is an ideal that is difficult to achieve for two reasons—first the mains voltage is at zero for a very small period of time. Electronic circuitry has a finite operating time. And second, triacs have a minimum holding current below which they will not remain in their on state after removal of the gate trigger signal. For a typical  $I_H$  value of 60mA, this implies that the mains voltage for a 1,000W load on a 250V supply must be above 3.7V for reliable triggering to occur. Even at this voltage, not insignificant r.f.i. will be generated. Additional filtering is therefore required.

A series inductor of several hundred microhenries will limit  $dI/dt$  to around  $1V/\mu S$  (with the nominal load) which is considered satisfactory for reducing r.f.i. on nearby AM broadcast receivers to negligible levels. The addition of a parallel capacitor creates a  $-12dB/octave$  low pass filter with a  $-3dB$  breakpoint of around 35kHz.

If the unit is housed in a steel, or better still aluminium case, connected to a low impedance earth, and normal precautions are taken with respect to avoiding interaction between conductors carrying small signals and load currents, then to all intents and purposes, r.f.i., whilst undoubtedly occurring, can be disregarded.

### INPUT AMPLIFIERS

In order to minimise r.f.i. pickup, the input sensitivity of the SLM is set at around 2V. For reasonably constant lamp saturation, the input signal must be derived prior to volume, tone or other equalisation controls on the discotheque console, mixer, etc. (Fig. 1). Here an input amplifier will normally

be required, Figs. 2a, 2b and 2c. If tone or level controls precede equalisation stages, then the input amplifier must be provided with its own equalisation.

In discotheque applications, the microphone may also be required to feed the SLM, and in the case of a stereo desk, left and right channels must be mixed, Fig. 2c.

Power for the op-amps may be derived from power rails in the desk, a separate p.s.u. based on that illustrated in Fig. 4 may be provided, or the input amplifier may be powered from the SLM  $\pm 15V$  rails.

As a last resort, the input amplifier may be mounted inside the SLM, but particular attention must be paid to screening, which should be copper based for maximum effect at high frequencies. The source impedance of stages driving the input amplifier should be less than 20 kilohms.

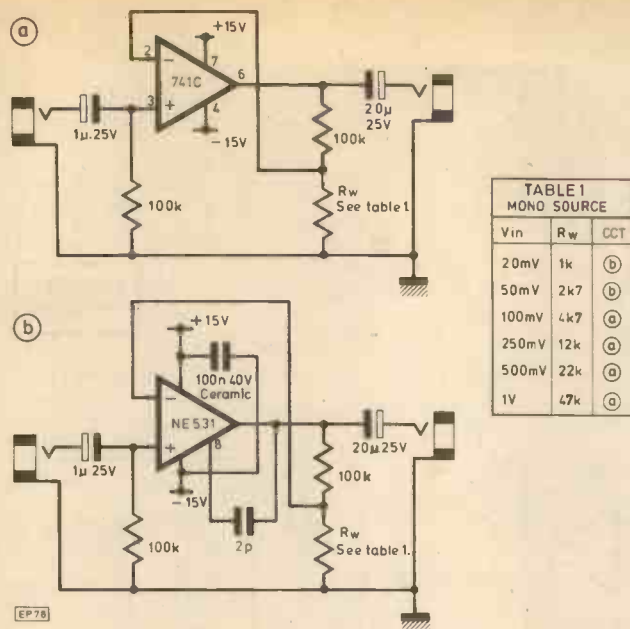
If the aforementioned signal derivation is too troublesome, a 10 kilohm log pot can be wired across Fig. 3 input and 0V, the wiper connected to C1. The unit will then operate directly from speaker lines at powers of 10 to 450W into 8 ohms and half and double these powers for 16 and 4 ohm systems respectively. The SLM input is ground referenced, so care must be taken to ensure that speaker lines are correctly polarised.

The input is protected up to 60V; below this signal level excessive attenuator settings are not harmful. With this method of signal derivation the lamp saturation is now subject to changes in volume and tone control settings, but its simplicity is expedient and it makes the SLM more versatile.

### SIGNAL PROCESSING CIRCUITRY

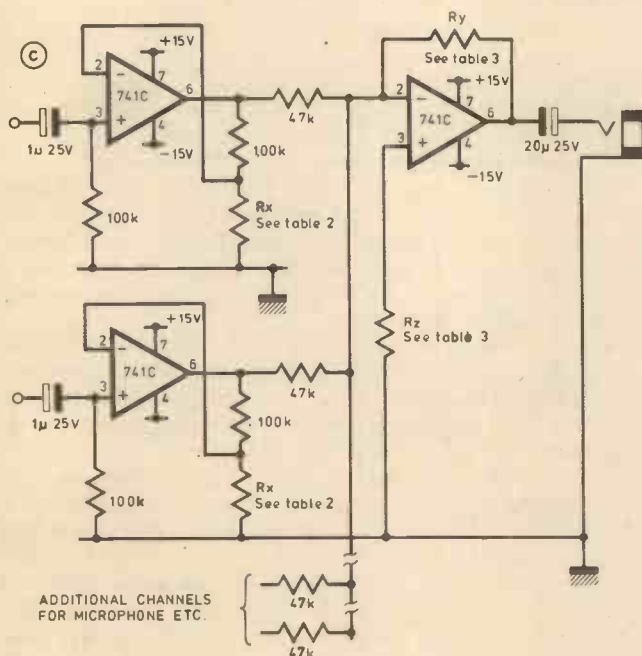
Referring to Fig. 3, C1 provides d.c. isolation. Zeners D1, D2 and diodes D3, D4 protect the unit from excessive signal input voltages, up to some 60V, in conjunction with C1 and R1.





V <sub>in</sub>	R <sub>w</sub>	CCT
20mV	1k	(D)
50mV	2k7	(B)
100mV	4k7	(A)
250mV	12k	(A)
500mV	22k	(A)
1V	47k	(A)

Figs. 2(a)-(b). Input amplifiers for mono music source



V <sub>in</sub>	R <sub>x</sub>	NOTES
2mV	1k8	
10mV	10k	
20mV	22k	
50mV	47k	
100mV	DMIT	OPEN CIRCUIT
250mV	DMIT	DIVIDE R <sub>y</sub> BY 2.5
500mV	DMIT	DIVIDE R <sub>y</sub> BY 5

No OF INPUTS	R <sub>y</sub>	R <sub>z</sub>
2	470k	22k
3	330k	15k
4	220k	12k
5	180k	9k1

Fig. 2(c). Input amplifiers for multisource inputs

Switch S1 is provided to control earthing arrangements. In certain circumstances r.f.i. may be injected into sensitive audio stages, and in most cases the switch will be open to prevent earth loops. If the unit is ever operated from a floating source, however, earthing can be conveniently restored.

IC1 is a buffer-amplifier, providing a low source impedance for the filters and some voltage gain. The filters, built around IC2 and IC4 are bass and treble respectively. These are third order Butterworth types with unity gain in their passband. Their -3dB turnover frequencies are 320Hz and 3.5kHz.

VR1 and VR2 control lamp saturation.

If saturation is seriously upset when changing from 12in singles to albums, or synthesised music with excessive treble content is played, then a switched attenuator at this point can be a useful asset, since it allows rapid correction. The operator must then develop the habit of switching the attenuator when turntable speed is changed.

IC3 and IC5 are voltage amplifiers providing low impedance drive to the zero voltage switch. Zeners D6 and D8 provide a pulsating "strobefike" display, but experimentation with different Zeners or even their omission is suggested, as a lot depends upon the type of display, thermal lag of the lamps and the application.

If one channel is found to be insensitive, then resistor R8 or R15 may be increased. A doubling of value to 47 kilohms is recommended; the corresponding resistor R10 or R16 must then be changed to 10 kilohms in order to minimise offset voltages.

### ZERO VOLTAGE SWITCH

A single polarity mimic of the mains voltage is derived from the unsmoothed but rectified output of the power supply. This voltage is applied to the base of TR1 (Fig. 5). When this is above 0.7V, TR1 is saturated and TR2, TR3 remain off. When the base voltage drops below 0.7V (corresponding to a mains voltage of around 11 volts), TR1 turns off and base drive is then applied to TR2 and TR3. The pulse width is around 200µs symmetrical about the zero point.

The zero crossing pulse is applied at 100Hz to the C106D anode. Two conditions must be met simultaneously for current to flow through the pulse transformer: (a) a triggering signal must be present at the gate of the thyristor, and (b), the mains voltage must be about the zero point.

The C106D thyristor has high gate sensitivity, allowing it to be triggered directly from an op-amp. Whilst pulse transformers may be easily hand wound, the use of a commercially manufactured component which can be relied upon implicitly for reliable isolation is an important safety factor.

### MAINS CONTROL CIRCUITRY

Since fuses usually blow at an inconvenient time, a changeover switch is provided in Fig. 4 to allow rapid reinstatement. The blown fuses are isolated by throwing the switch, allowing safe renewal. Neons LP3, LP4 will light when a fuse blows, provided a load is connected. The high speed fuses have a ceramic body, so inspection will not reveal whether they or the glass fuses only have blown. If the glass fuses are intact, then the high speed fuses are "dead" but the reverse is not necessarily so.

The snubber networks C13, R28 and C21, R30 protects the triacs from voltage transients generated by the arcing of the high speed fuses when they clear, together with the voltage dependent resistors in parallel. Protection against mains borne transients is also ensured. C12, L1 and C22, L2

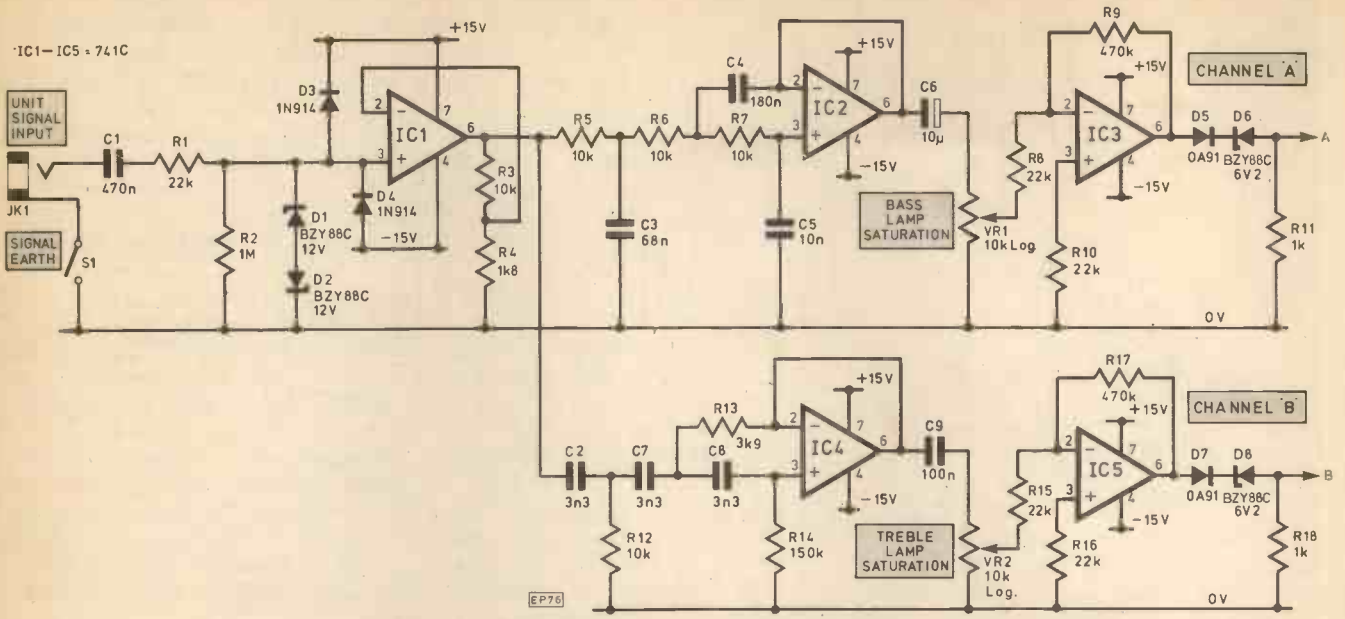


Fig. 3. Signal processing circuitry

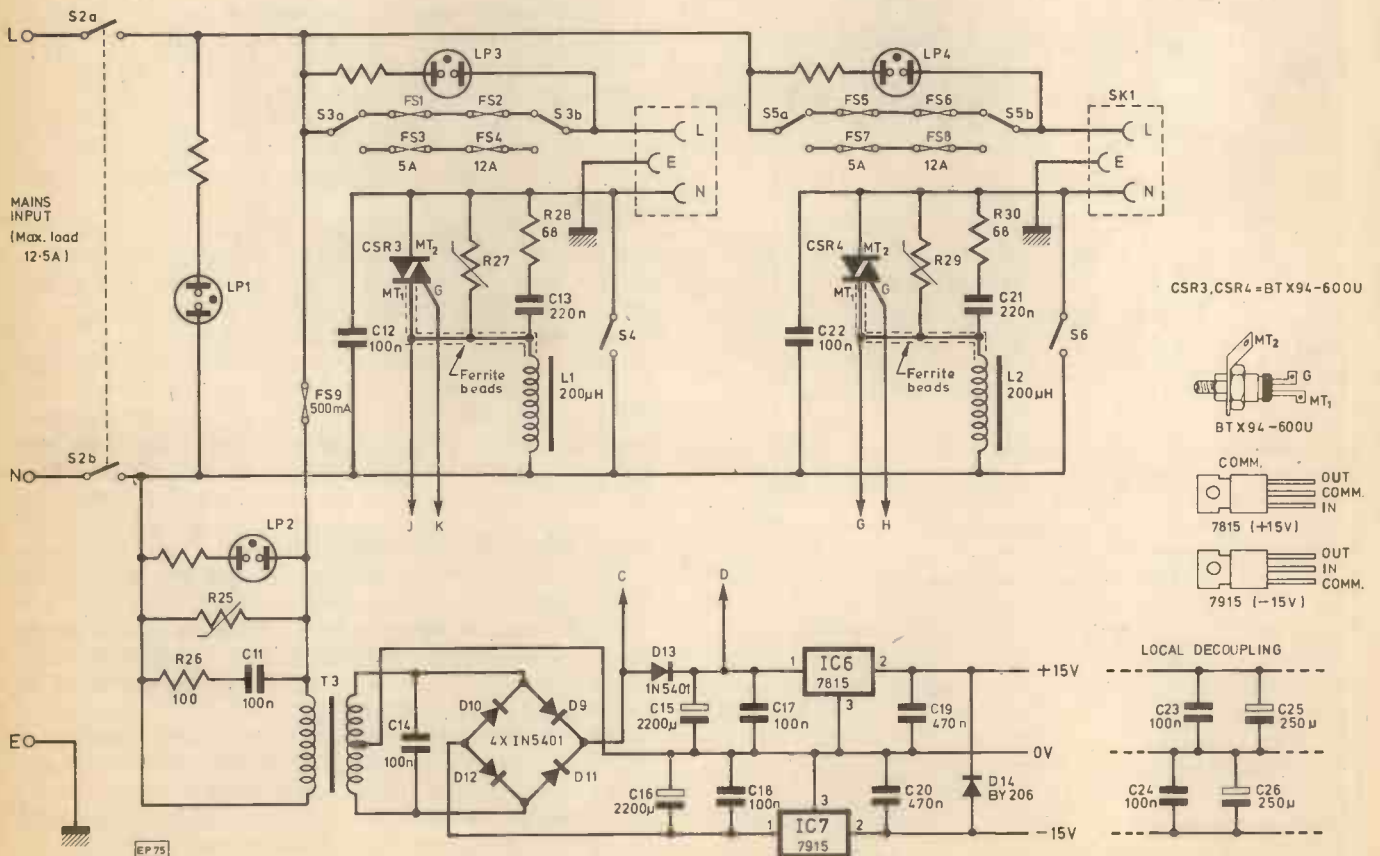


Fig. 4. Control circuitry and power supply



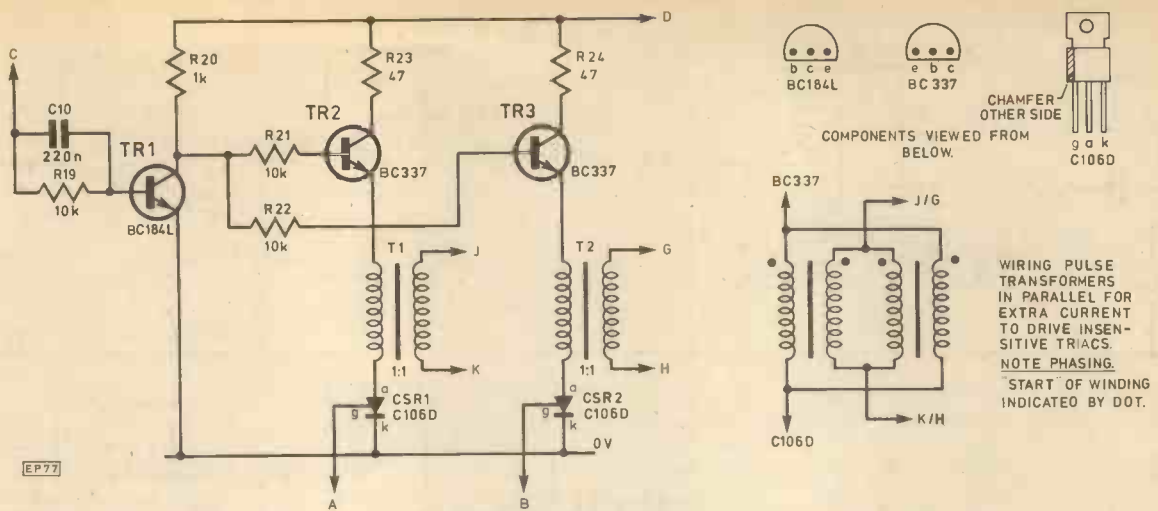



Fig. 5. Zero voltage switch



are placed so that stray capacitances do not hinder the effectiveness of the filtering.

The chokes must be wired as close as practical to the triacs, and the intermediate wire should be covered with ferrite beads (shown as dashed lines).

Mains cables, particularly those carrying the lamp current, should be kept well away from the signal circuitry. The trigger wires to the pulse transformer must be kept short, and should be tightly twisted or in a common sheath. The use of 25A triacs to control a 6A lamp load is undeniably expensive, and if reliability is to be sacrificed for the sake of cost, then 15A plastic triacs (BT 139-600) may be directly substituted. The high speed fuses may then be disregarded.

#### POWER SUPPLY

R25, R26 and C11 protect the regulators and signal processing circuitry from mains borne and control circuitry

generated transients. Neon LP2 monitors the fuse FS9. The use of a regulated supply is essential as poor mains or transformer regulation may cause interactive effects if the op-amp's supply rails are upset. If both channels switch on simultaneously, a significant drop in mains voltage may be experienced. Also, the protection diodes D3, D4 (Fig. 3) inject supply ripple into the signal line.

Supply ripple is minimised by the use of cheap plastic regulators in place of large capacitors. The BY206 diode further suppresses this effect and allows the regulators to start under a common load.

Local decoupling is provided by 100n capacitors, preferably ceramic types, on account of their low inductance. 250µF capacitors are added to cure possible low frequency instability. Their use is particularly recommended if the supply leads are more than a few inches in length.

**Next Month: Construction and setting up.**

# Strictly Instrumental

by K. Lenton-Smith

Transcriptions of a well-known organist's numbers are always interesting. In Harry Stoneham's case they present a definite challenge to brain and fingers as the score is spattered with fast semiquaver and triplet runs. Browsing in my local music store recently, I came across "Play Jazz Organ" containing twelve numbers arranged exactly as Harry Stoneham plays them. These include "Michael's Theme"—his composition used to play in the Parkinson show.

Certain of the numbers in this album have been recorded on l.p. discs in the past and for those that have an organ record collection these are "Hammond My Way" (Contour 2870112) and "Two Fellas to Follow" (Tepee TPRS 100). The transcriptions tally even to the key, which at least simplifies the task of learning to play the score. The album is distributed exclusively by Music Sales Ltd., 78 Newman Street, London W1P 3LA and costs £2.50.

There is a tendency to think that all organs sound the same when fast Leslie is applied but there is a decided difference between the two records mentioned, the first being on Hammond and the second on Lowrey with Automatic Orchestra Control. Harry's fingers are nimble enough but A.O.C. gives an added interest to his brilliant runs.

## B-3000

New models constantly appear but the Hammond B-3000 first shown at the NAMM Exhibition in Chicago late last year deserves a special mention. Readers with greying temples will look at our illustration



and think they recognise the Hammond B-3, which was in its heyday some two or three decades ago but is now out of production though still in demand. The fabulous Ethel Smith, some may remember, featured the B-3 in playing "Tico Tico" in a film years ago: she was present at the NAMM show and no doubt the sight of Hammond's latest model brought back memories for her.

In fact, the B-3000 is the electronic equivalent of the B-3 tonewheel organ. Even the consoles are identical at first glance, but there are important differences other than the method of tone generation. Drawbars, second and third harmonic percussion and reverse-colour preset keys are as before but Grand Piano, Electric Piano and Drawbar Sustain have been added. The new organ also has a Transposer which can shift the compass up two semitones or down four.

The purist may say that this device is not necessary, but there is no doubt that playing in  $D_b$  sounds brighter than the key of C: the Transposer saves the mental problems of sorting out accidentals in a different key. "Bright Wave" drawbars are available on the lower manual "B" preset, allowing the player to select five flute pitches and/or four bright voices.

## IT CLICKED

Certain new rocker tabs have been added, the most interesting being one marked "Key Clicks". This ought to bring a wry smile to the faces of constructors who have burnt gallons of midnight oil trying to eliminate key clicks—but such is the state of the art!

The Hammond's original popularity was partly due to the fact that rhythmic performers found key clicks to their liking (though erstwhile tone cabinets were designed to suppress clicks as far as possible). As the particular tab was fitted during the later stages of design, this special Hammond feature appears to be as popular as ever.

Donald Leslie heard the organ when it was on the stocks and decided that a special tone cabinet was required. The Leslie 822 was thus designed to mate with the B-3000 and provides 215W output power—sufficient for a large audience and making the installation ideal for the professional performer.

One disadvantage of the original B-3 (and indeed the C-3, A-100 and RT-3

organs) was that the preset keys required only a light touch. It was only too easy to take off the "B" preset when "smearing" the manual, so being left with no drawbars in operation—an embarrassing episode in public performance!

The new organ has a more definite preset action and it is now possible to combine several keys simultaneously for multiple combinations.

Priced at around £5000, the B-3000 does not have a rhythm unit, automatic chords or arpeggiator, but two full 61-note manuals and a 25-note pedal clavier make it suitable for playing classical and light music. It makes a pleasant change to be able to report that this is a real organ with the minimum of frills, ideally suited to the professional musician.

## TAPE—FOR GOOD MEASURE

Many constructors never manage to learn to play the instruments they make and conversely others that can play go aground with electronic problems. Even so, there are those who are fortunately accomplished in both fields.

Whatever the level of musical ability, the best critic is oneself—heard on a tape playback. This method of self-discipline is excellent for—as the reader has probably found—the simple act of pressing the "Record" button will be followed by a number of disasters! The player is under pressure, as he would be if suddenly confronted with a public performance, but at least the tape can be scrapped: better still, the tape is used to spur the player to eradicate the problems.

These points came to the fore recently when talking to a keen young musician who agreed, but pointed out that purchasing his instrument had not left much spare cash for luxuries such as good stereo recording equipment. Having ascertained that he had a stereo amplifier and might be prepared to spend some £30, I decided to work on the project. The following notes may be of interest to anyone in a similar position.

## INSERTS

The problems with home recording are not only associated with musical ability: there is also the question of clear, undistorted recording.

Our young friend lives close to both TV transmitters in London, so r.f. breakthrough had to be considered. Consequently, a pair of Grundig Electret microphone inserts were purchased for some £3. They were found to give good frequency response and did not invite a background of TV sound while in operation.

The Electret inserts have an integral FET preamplifier which requires a positive supply of, between 3V and 6V, easily found from mercury cells as the current drain is small. The insert, slide switch and cells were mounted in a 6in. length of metal tube, the completed microphones being fitted with a two yard coaxial cable and miniature jackplug. Results from these microphones were far superior to the usual "dynamic" cassette types.



## CASSETTE

Both inserts and cassette mechanisms appear in the advertisements in this magazine. Having studied the specifications, a mechanism with mated electronics, twin VU meters, high frequency erase, auto stop and CRO<sub>2</sub> switch was purchased.

Having too many pending jobs already, I was pleased that the work entailed (other than a cabinet) took very little time. This involved fitting a mains transformer and two other components and arranging input and

output connectors for the stereo amplifier. Suitable series resistors for the high level input were found to be 100k.

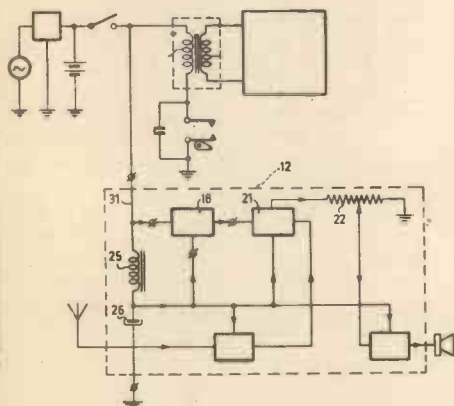
The overlay panel supplied was somewhat larger than necessary and was sawn down slightly and fitted with a mains switch and pilot before it was attached to the mechanism and boxed. There was one problem with some brass studs moulded in to the underside of the top panel which were 3BA, so that 4BA nuts had to be tapped accordingly.

The result was a splendid little machine, fully equal to expensive counterparts. After experimenting with various microphone positions, we obtained extremely clean and accurate recordings. Given good tape—Superferric or CRO<sub>2</sub>—there was no noticeable hiss from the i.c. circuitry, which is non-Dolby, of course. The combination of high-quality Japanese mechanism and Electret inserts should satisfy the limited budget reader. Does anyone want a quarter-track reel to reel recorder cheap?

# PATENTS REVIEW...

Copies of Patents can be obtained from :  
the Patent Office Sales, St. Mary Cray, Orpington, Kent Price 95p each

## CAR RADIO A.G.C.



Philips in BP 1 522 421 patent an interesting new approach to automatic volume control for a car radio. The patent was applied for in 1975 and is granted under the old laws. As any driver knows, when vehicle speed increases, so ambient noise also increases. It thus becomes necessary to increase the radio volume to maintain audibility and programme enjoyment.

Many types of automatic speed-compensated volume controls have been proposed in which a gain control signal is derived from a sensor which monitors the engine speed. Such systems require modification and sophistication of the car electric system.

Philips aim to simplify installation by making the audio amplifier gain dependent on the output of an electronic detector which senses ignition pulse frequency.

In car radio 12 a frequency detector 18 is coupled to the car d.c. power supply and to an audio control amplifier 21. The supply line carries d.c. and ignition interference pulses; capacitor 26 prevents the d.c. reaching chassis and inductance coil 25 presents a large impedance to the pulses so that they pass to the frequency detector 18.

The detector has a threshold which is continuously readjusted to the value of the last pulse having the largest amplitude and produces a d.c. voltage of which the magnitude represents the frequency of the pulses. This d.c. voltage is fed to the control input of amplifier 21.

The car driver manually sets the car radio volume to a preferred level by means of a conventional control pot 22. Thereafter the signal derived at 18 from the ignition pulse rate, and thus from the engine r.p.m., controls the amplification factor at 21 to vary the audio signal level above and below the mean value set at pot 22.

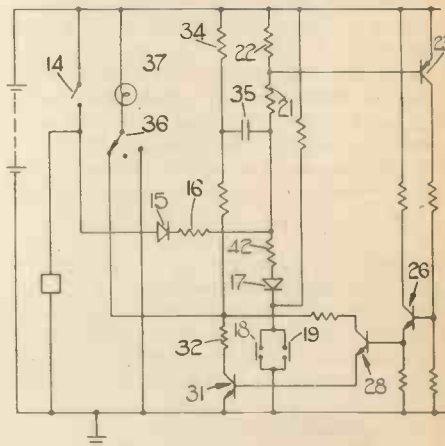
In this way an increase in engine speed and ambient noise produces a compensatory increase in audio level and a drop in speed produces an audio reduction. This produces the subjective effect of constant audio level. The patent gives details of the frequency detector circuit, complete with suggested values for all components.

## DELAYED COURTESY LIGHT

Lucas Electrical in BP 1 513 127 (granted to a 1974 application under the old laws) patent a simple modification of a car electrical system which keeps the courtesy light illuminated for a predetermined period after the door is closed—but only until the engine is started. Normally, of course, the lamp is switched directly on and off by opening and closing of the door.

When a door is opened, one of two switches 18, 19 closes and capacitor 35

charges through resistors 34, 42, diode 17 and the closed switch. Transistor 23 is turned on by current flow through resistors 22, 21, 42 and diode 17. Transistors 26, 28 and 31 also turn on and the courtesy lamp 37 is illuminated via a manual switch 36, resistor 32 and transistor 31.



When the car doors are closed, so that switches 18 and 19 are open, capacitor 35 discharges through resistor 21 and the base-emitter of transistor 23 to hold the transistor 23 on for a limited period of time, e.g. eight seconds. During this period transistors 26, 28, 31 are held on and the courtesy lamp remains lit.

If, after the doors have been closed and the switches 18, 19 opened, the car ignition switch 14 is closed (to start the car) the capacitor 35 discharges rapidly through diode 15 and resistor 16. The courtesy lamp 37 thus goes out almost immediately.

In this way there is no risk of the courtesy lamp remaining lit while the car is driven off.

# Semiconductor UPDATE...

FEATURING : TDA 1028, TDA 1029 MC 3423

R. W. Coles

## A.F. SWITCH

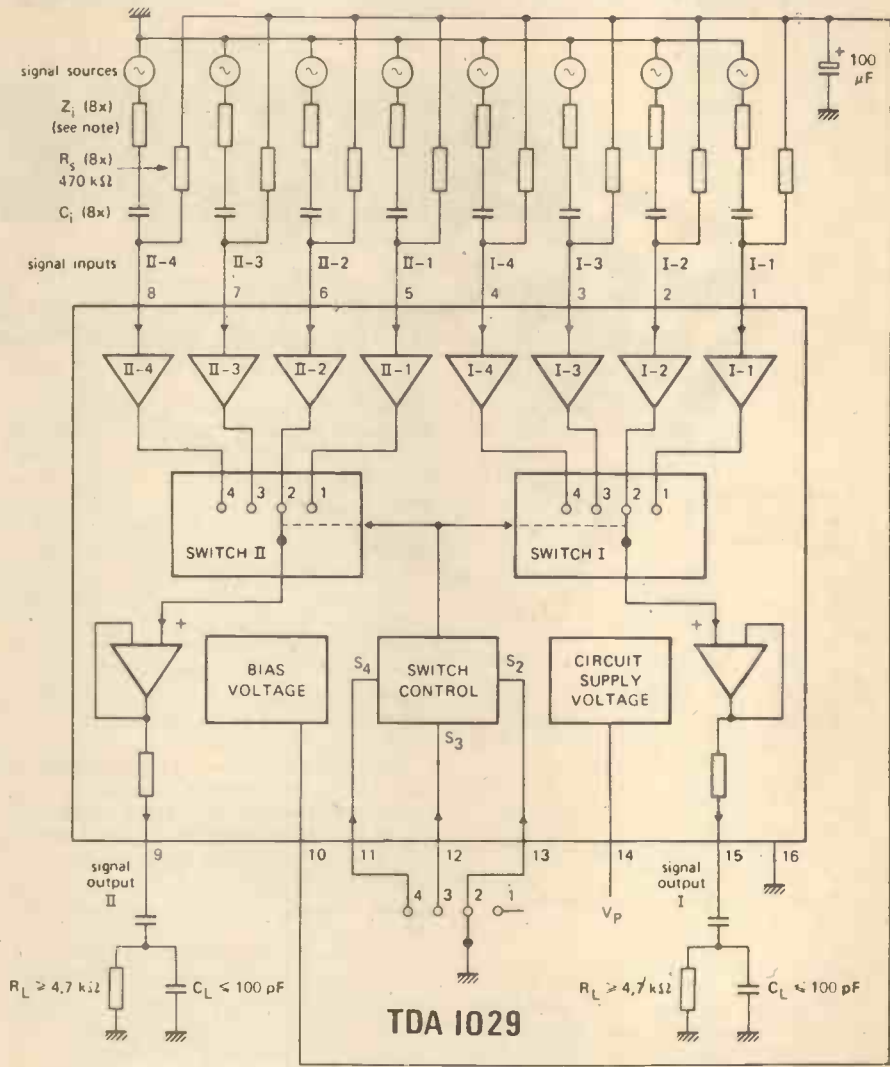
Ever had the problem of switching one of several audio signals to a common output? Traditionally, you would use a few feet of screened cable and a panel mounted switch to do the job. Of course, you would have to use a high quality switch and be very careful with your cable routing, but if the extended signal paths didn't increase crosstalk and mains hum, pick-up too much, the mechanical switch solution might be quite acceptable.

More recently electronic switching has become possible. Using this method a mechanical switch is still needed, but now it carries not the signal, but what are in effect logic levels to control the electronic "business end". You could throw one of these together with a handful of op amps and an analogue multiplexer, or you may be able to lay your hands on some op amps whose outputs can be gated into a high impedance state so that the multiplexer is not needed. In either case the solution may be rather expensive and will involve several packages.

To solve the problems of both mechanical switches and the multi-package electronic switch, Mullard have introduced a couple of devices which they call "Signal Sources Switches". The **TDA 1028** and the **TDA 1029** as they have been coded, look ideal for use in audio, even hi-fidelity audio, systems. They contain, in single 16 pin d.i.l. packages, complete electronic switching systems which run from single 6-23V supplies and feature input protection by clamp diodes together with full output short circuit protection. The TDA 1028 consists of two, two-pole, two-way switches, which means that it has eight input lines and four output lines which are controlled in pairs by two "Switch Control" inputs. The TDA 1029 consists of one, two pole, four-way switch, so it has eight inputs and two outputs controlled by three "Switch Control" input lines. (A fourth control line is not needed because with the three control lines floating, channel one is automatically selected.)

The typical specifications for these devices look good. Over the 20Hz to 20kHz band, the r.m.s. output noise voltage is only 5µV, and a 5V input signal in the same band suffers only 0.04 per cent total distortion. Amplitude response across the band is within 0.1dB, and at 1kHz crosstalk between inputs is 75dB down.

Apart from use as stereo quad switches, these devices would seem ideal for use in disco systems and synthesizers etc.



## CROWBAR

Ever had the experience of a voltage spike on the supply rail which ruins your delicate i.c.s? What you need is a *crowbar*. (No, not to smash up the errant power supply you idiot!)

A crowbar is usually formed by using an SCR connected between the raw d.c. supply and ground. When an overvoltage condition is sensed, the crowbar SCR is triggered and the resulting short circuit causes an immediate drop in the voltage supply, followed by a blown fuse within a few tens of milliseconds for a more permanent solution!

The SCR part of a crowbar is simple. The difficult bit is sensing an overvoltage and generating the necessary trigger pulse, two jobs done very well by a new device from Texas Instruments, coded **MC 3423**.

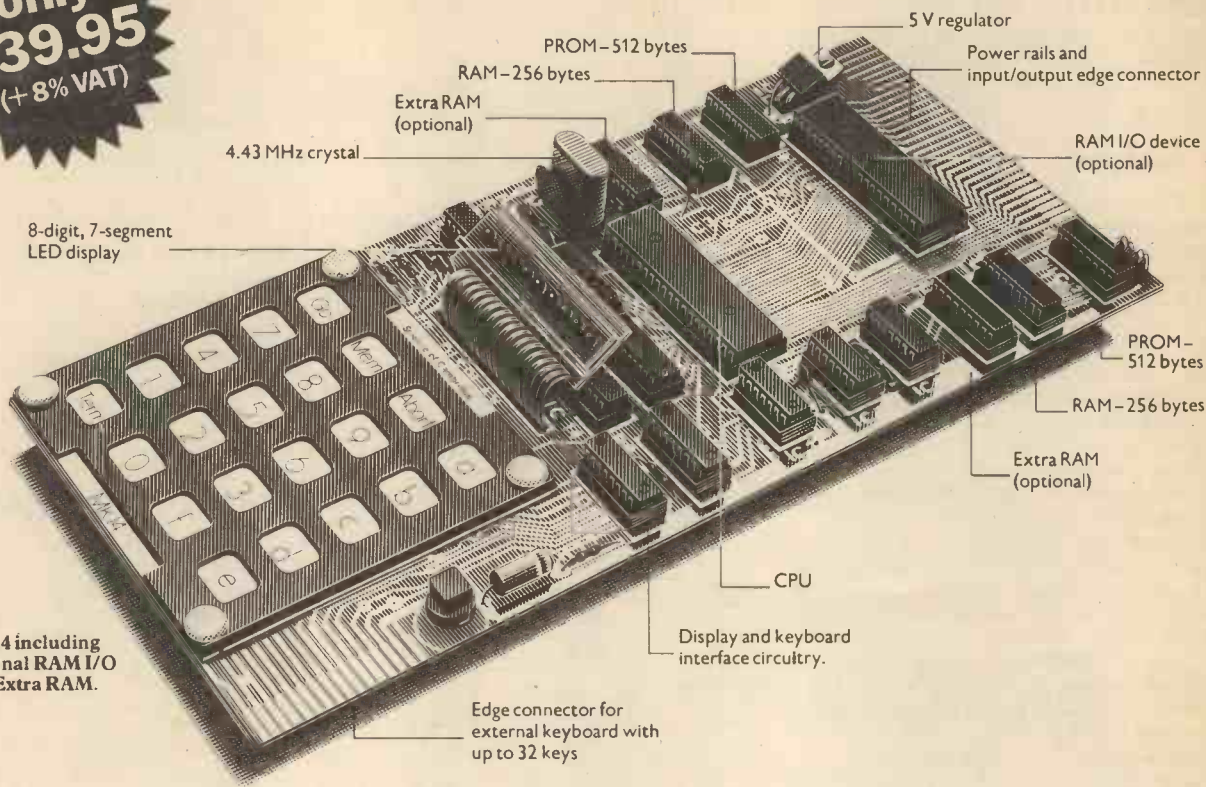
The MC 3423 lives in an 8 pin mini-chip package and contains a voltage reference and a comparator, together with output drive transistors for (a) the SCR gate and (b) an indicator lamp or l.e.d. which must be fed from a separate supply.

The indicator is necessary because it shows the unlucky user just *what* has gone wrong. Without it, he would just have to suck his thumb while the wisp of smoke from the fuse drifted skywards!



# From Science of Cambridge: the new MK 14. Simplest, most advanced, most flexible microcomputer – in kit form.

**only  
£39.95  
(+ 8% VAT)**



**MK 14 including optional RAM I/O and Extra RAM.**

The MK 14 is a complete microcomputer with a keyboard, a display, 8 x 512-byte pre-programmed PROMs, and a 256-byte RAM programmable through the keyboard. As such the MK 14 can handle dozens of user-written programs through the hexadecimal keyboard. Yet in kit form, the MK 14 costs only £39.95 (+ £3.20 VAT, and p&p).

**More memory – and peripherals!**

- Optional extras include:
1. Extra RAM – 256 bytes.
  2. 16-line RAM I/O device (allowed for on the PCB) giving further 128 bytes of RAM.
  3. Low-cost cassette interface module – which means you can use ordinary tape cassettes/recorder for storage of data and programs.
  4. Revised monitor, to get the most from the cassette interface module. It consists of 2 replacement PROMs, pre-programmed with sub-routines for the interface, offset calculations and single step, and single-operation data entry.
  5. PROM programmer and blank PROMs to set up your own pre-programmed dedicated applications.
- All are available now to owners of MK 14.

**A valuable tool – and a training aid**

As a computer, it handles operations of all types – from complex games to digital alarm clock functioning, from basic maths to a pulse delay chain. Programs are in the Manual, together with instructions for creating your own genuinely valuable programs. And, of course, it's a superb education and training aid – providing an ideal introduction to computer technology.

**SPECIFICATIONS**

- Hexadecimal keyboard • 8-digit, 7-segment LED display • 8 x 512 PROM, containing monitor program and interface instructions
- 256 bytes of RAM • 4 MHz crystal • 5 V regulator • Single 8 V power supply • Space available for extra 256-byte RAM and 16 port I/O • Edge connector access to all data lines and I/O ports

**Free Manual**

Every MK 14 kit includes a Manual which deals with procedures from soldering techniques to interfacing with complex external equipment. It includes 20 sample programs including math routines (square root, etc), digital alarm clock, single-step, music box, mastermind and moon landing games, self-replication, general purpose sequencing, etc.

**Designed for fast, easy assembly**

The MK 14 can be assembled by anyone with a fine-tip soldering iron and a few hours' spare time, using the illustrated step-by-step instructions provided.

**How to get your MK 14**

Getting your MK 14 kit is easy. Just fill in the coupon below, and post it to us today, with a cheque or PO made payable to Science of Cambridge. And, of course, it comes to you with a comprehensive guarantee. If for any reason, you're not completely satisfied with your MK 14, return it to us within 14 days for a full cash refund.

Science of Cambridge Ltd,  
6 Kings Parade, Cambridge, Cambs., CB2 1SN.  
Telephone: Cambridge (0223) 311488

**To: Science of Cambridge Ltd, 6 Kings Parade, Cambridge, Cambs., CB2 1SN.**  
Please send me the following, plus details of other peripherals:

MK 14 Standard Microcomputer Kit " £43.55 (inc 40p p&p.)  
 Extra RAM " £3.88 (inc p&p.)  
 RAM I/O device " £8.42 (inc p&p.)

I enclose cheque/money order/PO for £ \_\_\_\_\_ (indicate total amount.)

Name \_\_\_\_\_  
 Address (please print) \_\_\_\_\_  
 \_\_\_\_\_  
 \_\_\_\_\_

**Science of Cambridge**

PE 5 Allow 21 days for delivery.

# NEW PRODUCTS AND LOWER PRICES!!

FROM TIMETRON Recommended by TEMPUS

**NEW**

## THE AMAZING MELODY 80

Musical calculating diary watch

ADVANCE SPECIFICATION: Two separate Alarm Tunes, Calculator with keys 1-8 playing individual notes - a mini synthesizer! Complete Calendar, Watch, Stopwatch - measuring net and lap times to  $\frac{1}{10}$  second - Alarm Timer and Calculator with  $\frac{1}{10}$  Full Memory, Date calculations.  
RRP £30.95

**£25.95**

**NEW**

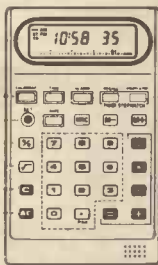
## THE INCREDIBLE AQ-2000

Universal calendar watch

Watch, complete Calendar, Two Alarms, Stopwatch, Time Memory, Countdown Alarm, 8 digit Calculator.

LC Display of hours, minutes, seconds, am/pm, full calendar display of day, date and every Sunday. Also digital date, month, year, with day, Sundays.

Displays any monthly calendar from 1901 to 2099. Memorises and displays three optional important dates. Calculator with full Memory, %, K, Square Roots. One year battery life  $\frac{1}{2}$  x 2  $\frac{1}{2}$  x 4  $\frac{1}{2}$  ins. Wallet.



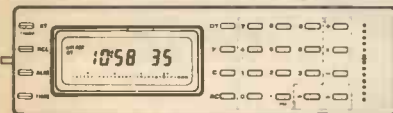
RRP £29.95

An incredible **£24.95**

**NEW**

## THE VERSATILE MQ-10

Slim Pendant, or Pocket Quartz



**£35.95**

Specification as AQ-2000 but without Memory.  $\frac{1}{2}$  x 4  $\frac{1}{2}$  x 1  $\frac{1}{2}$  ins. With "kiss" touch keys. Complete with pouch and neck chain. RRP £39.95

**NEW**

## FX-58 SCIENTIFIC MINI CARD ALARM CLOCK AND STOPWATCH



Two Alarms, Countdown Alarm Timer, Stopwatch - Net times to  $\frac{1}{10}$  sec., Calculator, Full Memory, Logs, Trigs, Pi, Sexagesimal to decimal, 2 levels of parenthesis.

$\frac{1}{2}$  x 3  $\frac{1}{2}$  x 2  $\frac{1}{2}$  inches. RRP £29.95

**£24.95**

**NEW**

## LCD SCIENTIFIC CALCULATOR COLLEGE FX-80

Approx. 4000 hours continuous use from 2 AA size batteries. Trigs, logs, exponentiations etc. Statistical - standard deviations. Polar to rectangular and R-P. Sexagesimal to decimal Conversion, ENGINEERING key, Pi, cube root, 6 levels of parenthesis. Full memory.  $\frac{1}{2}$  x 3 x 5  $\frac{1}{2}$  inches RRP £21.95



**£16.95**

**NEW**

## MP-100 MATH PET (LCD)

Sophisticated maths teaching aid at four selectable levels plus clock, two alarms, stopwatch.  
RRP £24.95

**£19.95**

Prices include VAT. P. & P. Send cheque. P.O. or phone your Access or Barclaycard Number to:

## SUPERIOR CASIO WATCHES

All CASIO watches have a calendar display, night illumination, mineral glass and stainless steel cases, water resistant to 100ft (except Sports watches and 50QS 66feet).

**DOWN**

## 46CS-27B PRICE REDUCED

Almost certainly the slimmest and most sophisticated ALARM CHRONOGRAPH available today.

- LC Display of hours, minutes, seconds, day. And with day, date, month and year.
- Optional 12 hour with am/pm or 24 hour clock display.
- 24 hour alarm setting.
- Optional hourly chimes.
- Chrono measures from  $\frac{1}{10}$  second to 6 hours.
- Net, lap, 1st and 2nd place.
- 7-8 mm stainless steel case.
- Mineral glass face.
- Water resistant to 100 feet.
- Less than + 10 seconds/month.

Only **£39.95**



**NEW**

## 50QS-17B REAL QUALITY AT LOWEST EVER PRICES



Stopwatch, Dual Time, Water Resistant to 66ft. Displays hours, minutes, ten seconds, seconds flash, am/pm; And with day, date and month calendar. Stopwatch measures net times from 1 sec. to 13 hrs. Stainless steel encased (8mm). Fine stainless steel bracelet with easily removable links. Mineral glass face.

**£19.95**

**DOWN**

## SPORTS WATCHES

F-100 Left, 9.4mm

**£19.95**

52QS-14B Right, 8mm

**£22.95**



Up to 25 functions. Net, lap and first and second place times to  $\frac{1}{10}$  sec. F-100 Resin case and strap. 52QS-14B Stainless Steel encased version with fully adjustable s/s bracelet

**DOWN**

## CASIO QUARTZ

31QR functions as 50QS above.



31QR-20B Left, 8.5mm

**£19.95**

54QS-16B Right, 7.5mm 6 digits

**£24.95**

6 DIGIT WATCHES (Not Sports). Hours, minutes seconds and day of week. (Model 54QS has an optional display of hrs, mins, date, day, ten seconds, seconds flash); And day, date, month, year calendar. Selectable 12 hr (with am/pm) or 24 hr clock.

**DOWN**

## CHRONO AND ALARM

45CS-22B Left, Chrono

**£34.95**

25CS-16B Right, 9.25mm Alarm

**£34.95**



CHRONOGRAPH. 6 digits as above, with chrono measuring net, lap and 1st and 2nd place times from  $\frac{1}{10}$  second to 6 hours. Dual time facility. ALARM. Displays hours, minutes, seconds (or date) day, am/pm. Perpetual calendar. 24 hour alarm.

Most CASIO products in stock. Send 25p for our illustrated mail order catalogue.

# WORLD RADIO TV HANDBOOK

1979

Price: £9.16

1979 RADIO AMATEUR'S HANDBOOK by ARRL Price: £7.86

HOW TO BUILD A COMPUTER CONTROLLED ROBOT by T. Loofbourrow Price: £5.20

HOW TO REPAIR VIDEO GAMES by R. Goodman Price: £6.35

TESTING METHODS & RELIABILITY ELECTRONICS by A. Simpson Price: £4.50

CLOSED CIRCUIT T.V. FOR TECHNICIANS VOL I by K. J. Bohlman Price: £5.00

AMATEUR RADIO TECHNIQUES by P. Hawker Price: £3.70

SOME COMMON BASIC PROGRAMS by L. Poole Price: £6.00

8080 8085 SOFTWARE DESIGN by C. A. Titus Price: £7.50

MICROCOMPUTER ANALOG CONVERTER SOFTWARE & HARDWARE INTERFACING by C. A. Titus Price: £7.50

\*ALL PRICES INCLUDE POSTAGE\*

## THE MODERN BOOK CO.

BRITAIN'S LARGEST STOCKIST of British and American Technical Books

19-21 PRAED STREET LONDON W2 1NP

Phone 01-723 4185

Closed Saturday 1 p.m.

## MAINS INTERCOM

NO BATTERIES NO WIRES ONLY **£32.99** PER PAIR + VAT £4.12



The modern way of instant 2-way communications. Supplied with 3-core wire. Just plug into power socket. Ready for use. Crystal clear communications from room to room. Range 1-mile on the same mains phase. On/off switch. Volume control. Useful as inter-office intercom, between office and warehouse in surgery and in homes. P. & P. 99p.

## 4 STATION INTERCOM



**£27.95** + V.A.T. £2.24

Solve your communication problems with this 4-Station Transistor Intercom system (1 master and 3 Subs), in robust plastic cabinets for desk or wall mounting. Call/talk/listen from Master to Subs and Subs to Master. Ideally suitable for Business, Surgery, Schools, Hospitals and Office. Operates on one 9V battery. On/off switch. Volume control. Complete with 3 connecting wires each 66ft. A Battery and other accessories. P. & P. 99p.

## NEW! AMERICAN TYPE CRADLE TELEPHONE AMPLIFIER



ONLY **£17.95** + V.A.T. £1.44

Latest trans-toroid Telephone Amplifier with detached plug-in speaker. Placing the receiver on to the cradle activates a switch for immediate two-way conversation without holding the handset. Many people can listen at a time. Increase efficiency in office, shop, workshop. Perfect for "conference" calls; leaves the user's hands free to make notes, consult files. No long waiting, saves time with long-distance calls. On/off switch, volume control, conversation recording model at £19.95 + VAT £1.60. P. & P. 90p.

10-day price refund guarantee on all items. WEST LONDON DIRECT SUPPLIES (PE 5) 169 KENSINGTON HIGH STREET, LONDON, W8 01-937 5548

**TIMETRON**  
Callers welcome by appointment

Dept PE. Beaumont Suite, 164-167 East Road, Cambridge CB1 1DB Telephone 0223 67503



# Market Place


Items mentioned are usually available from electronic equipment and component retailers advertising in this magazine. However, where a full address is given, enquiries and orders should then be made direct to the firm concerned. All quoted prices are those at the time of going to press.

by  
**Alan Turpin**

and  
**David Shortland**

## GETTING HOOKED

This micro hook is ideal for test hook ups to i.c.s. Weighing less than one gram it will not damage an i.c. leg while remaining tenaciously attached.



Overall length of the hook is 1.75in and it operates with a "hypodermic" action.

Available ex-stock in ten colours the price is 62p plus VAT and p&p. Cash with order, otherwise minimum order charge £10. Trade enquiries invited.

Special Products Division, British Central Electrical Co. Ltd., Briticent House, New Street, Ringwood, Hants. (04254 4611).

## FOR MAINLINE READ ARROW

Arrow Electronics, makers of the "Leader" range of kits, have acquired the entire stock of Mainline Electronics, previously suppliers of amplifiers, audio equipment spares, semi-conductors and components.


It is thought that production of the Mainline amplifiers will be continued and merged with Arrow's existing range of "Leader" kits.

Arrow Electronics Ltd., Leader House, Coptfold Road, Brentwood, Essex CM14 4BN (0277 219435).

## PRETTY POLY

A new live performance synthesiser employing patch switching has just been introduced by EMS. Named the Polysynthi this colourful instrument has a four octave keyboard but can cover nine octaves in six overlapping ranges. Tuning is claimed as completely stable.

Outputs from the instrument are polyphonic, pressure dependent control and position dependent control. The first control relates to pressure applied to the keyboard and the second to the highest note played. Their voltages can be routed to external devices. In the photograph the left two panels control the envelope follower, two voltage controlled i.f. oscillators and two ADSR envelope



generators. The centre panel provides the sound source; pulse, square and triangle; noise generator and external input. These can be mixed in any proportion. The two right-hand sections contain the treatment with two and four pole filters and a v.c.a. Included is an analogue delay line with voltage control of delay and with variable feedback and mix. The analogue delay line can be used for echo, reverberation, chorus and flanging. The instrument is expected to retail for around £1,000.

Electronic Music Studios (London) Ltd., The Priory, Great Milton, Oxford.

## DIGITAL BREADBOARD

The Powerace 102 is a complete circuit building system that allows prototyping and experimentation without the use of a soldering iron. With a regulated 5V power supply built in, the unit has been designed specifically for digital work. Two breadboard strips allow i.c.s and/or discrete components to be plugged in directly. Both strips have a matrix of 256 terminals each with five interconnected contacts.

The distribution system comprises 16 buses each consisting of 25 electrically connected contacts. These buses may be patched around




or jumpered together in any combination to provide unique or common functions, such as voltage and ground lines, reset lines, clock lines and shift command.

Other built-in features include pulse detection (100ns high or low selection); two logic switches with debounce circuitry; four data switches (logic 1 or 0); logic indicators (3 buffered i.e.d.s); clock generator offering 1Hz, 10Hz, 100Hz, 1kHz, 10kHz and 100kHz O/Ps; and/or one-shot (7ms, Q or  $\bar{Q}$ )—both Q and  $\bar{Q}$  can source 400µA and sink 15mA.

The price of the Powerace 102 is £105 inc. VAT and p&p. For further details contact Lektrokit Limited, Sutton Industrial Park, London Road, Earley, Reading, Berks RG6 1AZ (0734 669116).

## THERMOCOUPLE PROBE KIT

This kit by Comark comprises—a surface probe for medium to large surfaces, with a spring loaded tip enclosed in a ceramic sheath to minimise air current errors, measuring with good repeatability to +750°C; two fast response bead thermocouples with an operating range from -100°C to +250°C; a needle probe handling from -100°C to +600°C; a thermocouple adaptor lead; a two metre extension lead; a quantity of thermally conductive compound packed in a syringe; and a supply of self-adhesive pads.



Price inc. of VAT and carriage is £53.46. Comark Electronics Ltd., Brookside Avenue, Rustington, Sussex BN16 3LF (09062 71911).



## AT THE ALL-ELECTRONICS SHOW

Two hundred and six stands, a warm dry atmosphere, and beer at 90p a pint, that was the prospect on entering the Grosvenor House Hotel, Park Lane, on the 27th of February. The exhibition was sponsored by New Electronics and well organised by the Evan Steadman Communications Group.

### SMART CASES RULE—OK

Proven in use in the U.S. of A. these project cases by OK Machine and Tool are what any self respecting project builder should be treating himself (herself) to as soon as a circuit idea has been breadboarded and a layout size




is known. They are available in several widths, heights, and depths in beige, blue or black. The 3mm ABS mouldings incorporate vertical circuit board guides in 11 places, and handles and tilt leg stands are options.


Pac Tec "C" series, from £5.33 by OK Machine & Tool (UK) Ltd., 48a The Avenue, Southampton, Hants SO1 2SY (0703 38966). Trade enquiries invited.

### NO SHORTS

With a smart case to house your project what better next than to lash out on a completely new pair of pliers with an off-cut retaining device specially designed to prevent the inevitable short in the hidden areas beneath i.c.s.




The Swedish company Bahco make a useful range of high quality cutters and pliers, and the 2131 electronics pliers shown are the result of a detailed international survey of industrial users requirements. They have a new design of return spring and the handles are nice and wide. The jaws are available single or double bevelled. These cutters retail at £6.38 plus VAT and Bahco tools are widely available.



### TOGGLES, ROCKERS 'N' LEVERS

Pye Electro-Devices have introduced a range of miniature switches; toggle, rocker and lever switches with conventional terminals, wire-wrap or p.c.b. mountable terminals; p.c.b. mountable toggle switches with terminals bent at 90°; p.c.b. mountable toggle, rocker and lever switches with support brackets. Pye are also making an offer you cannot refuse—a sample pack of five different switches at a special introductory price of £2 post free. With a number of types giving thousands of combinations they are obviously not able to select five switches of your choice but the pack has been made up of the most commonly used types and includes one rocker, one lever, and one p.c.b. mountable with edge actuation. This is a limited offer so check availability by phone first. No order required.

Pye Electro-Devices Ltd., Exning Road, Newmarket, Suffolk CB8 0AX (0638 5161).



### SUPPORT YOUR P.C.B.s

Are you still fiddling about with nuts, bolts and spacers to support your p.c.b.s and running into the snag of having to avoid any track being close to mounting metal? Nylon circuit board supports are the answer—quick to fix, boards easily lifted off for fault finding, no chance of shorts.


From Chicago, the Richco Plastic Company manufactures fasteners for industry and their stock includes a range of p.c.b. supports; spacers; circuit board guides; wire saddles; cable and wiring accessories; round and flat cable clamps; clips; bushings; extrusions; nylon rivets; circuit board ejectors and pullers.

Mainly a supplier to industry, with a £10 min. order, you may be able to get samples. Stand off distances are from 5 to 22mm. Or persuade your component supplier to stock.

Richco, Universal House, 10a Gilbert Road, Belvedere, Kent DA17 5DA (032 24 47227). Trade enquiries invited.

### HOLD 'EM DOWN

One of the most common poorly secured parts inside project boxes which arrive at the P.E. offices is the battery, often wedged in one corner with a piece of cardboard, taped to the side of the box, or even just left to rattle around. The difficulty is to hold the thing firm while still allowing it to be replaced easily. Double sided sticky pads are an ingenious quick fix solution but for bother free replacement times a properly designed mechanical device gives a professional finish.



The holders shown secure those most difficult of d.c. sources, the single cylindrical cell. If more than one cell is needed the nylon holders are easily interlocked to form an array.

Cambion Electronic Products Ltd., Castleton, Sheffield S30 2WR (0433 20831). Trade enquiries invited.

### WHEN TWINS ARE WELCOME

The Weir range of Twinpack power supplies contains three models: 0-30V @ 1A, 0-30V @ 2A and 0-60V @ 1A. A current limiting circuit enables the user to set the



current limit to any value from the rated minimum down to zero. Prices, £150-£180.

Weir Instrumentation Ltd., Durban Road, Bognor Regis, Sussex PO22 9RW (02433 26611).

Having built your project go to the next page to find a suitable DMM for testing and



fault finding, if you're not already constructing our Autoranging DMM.

The All Electronics Show had a wide range of digital multimeters on display with Gould Electronics launching their Advance Alpha IV, a 3½ digit unit using liquid crystal display. This is their first Alpha type multimeter to feature a l.c.d. and it is claimed that the battery life is increased from 8 hrs. (using the l.e.d. display) up to 400 hrs. The Alpha IV has a basic accuracy of 0.2 per cent. The large liquid crystal display gives automatic indication of decimal point position, polarity and over-range. The instrument normally operates from four "C" cells, but a mains battery eliminator option is also available.



A total of 25 measurement ranges are provided, covering d.c. voltage measurements from 200mV to 1kV, a.c. voltages from 200mV to 750V r.m.s., d.c. and a.c. currents from 200µA to 2A, and resistances from 200Ω to 2MΩ. Maximum resolution is 100µV, 100nA and 100mΩ. The unit is supplied complete with test leads, a handbook and a set of batteries. Optional accessories include the battery eliminator unit, a high-voltage probe and a carrying case. The price of the Alpha IV is £105 plus VAT, from Gould Instruments Division, Roebuck Road, Hainault, Essex IG6 3UE (01-500 1000).

### BACH-SIMPSON

The Bach-Simpson 463 has a 3½ digit 0.5in. l.c.d. display with push button selection of all ranges and functions.

The instrument has 26 ranges, 5 d.c. up to 1kV, 5 a.c. up to 600V, 6 resistance up to 20MΩ, 5 a.c. and d.c. current ranges up to 2A, with an accuracy of 0.2 per cent on d.c. voltage ranges.




The 463 is supplied with alkaline batteries which enable 200hrs of continuous operation. An automatic indicator gives a warning of low battery condition. The cost of the 463 is £125 plus VAT and carriage.

Bach-Simpson (UK) Limited, Trenant Industrial Estate, Wadebridge, Cornwall PL27 6HD (020881 2031).

### 5½ DIGIT

The Datron 1057 is a high quality multimeter with a 5½ digit display offering a scale length of 199,999. This enables d.c. measurements to be made to an accuracy of 0.01 per cent.

The instrument has 5 d.c. voltage ranges (0-1,000V), 4 a.c. voltage ranges (0-700V) and 5 resistance ranges (0-20MΩ). A 1kV peak can be applied continuously to any a.c. or d.c. voltage range and up to 250V r.m.s. on



any resistance range without damage.

The price of the 1057 is £650 plus VAT and a current shunt set is available as an optional extra for £150.

Datron Electronics Limited, Hurricane Way, Norwich Airport, Norwich NR6 6JB (0603 404824).

### LAWTRONICS

The Lawtronics range of LM Multimeters feature four l.e.d. models (3, 3½ and two 4 digit) and two l.c.d. (3 and 3½ digit) models. All six models have 21 ranges and are housed in the same size case (48 x 68 x 100mm) making them ideal for field work.



The l.e.d. models are supplied with rechargeable cells and a mains adaptor whereas with the l.c.d. models they are an optional extra. Other extras include a high voltage probe (45kV), leather carrying case and a panel mounted flange case to replace the tilt stand. The prices of the LM range vary from £81 to £195 plus VAT and p&p.

Lawtronics Limited, 139 High Street, Edenbridge, Kent TN8 5AX (0732 865191).

### ANALOGUE/DIGITAL?

If you have ever unsuccessfully tried to decide between an analogue or digital system then the Normameter D could be your ideal choice of multimeter. This instrument combines the advantages of both the digital and analogue display in one unit.

The 3½ digit display allows exact readings

to be taken whilst the analogue display shows the changing state of quantities being measured. The digital unit has a maximum settling time for d.c. quantities of 2 secs. A storage circuit is used for smoothness of operation with digits changing only after an integration period. The display can be fixed



and released at anytime by operation of a storage key without affecting the analogue display.

At the back of the instrument there is a 24 pole socket for connection to a printer. The cost of this schizoid multimeter (£462 plus VAT) might well help you make up your mind.

Cropico Ltd., Hampton Road, Croydon, Surrey CR9 2RU (01-684 4025).

### FARNELL

Although not at the Show, the Data Precision 935 DMM which is being distributed by Farnell is well worth including in this review. The 935 is a high performance low cost meter designed for field use with all the range and function switches mounted to one side to allow single handed operation leaving the other hand free to use the probe.

With a 3½ digit 0.5in. liquid crystal display, the 935 has 29 ranges for d.c. or a.c. voltage/current and a high (2.8V) and low (250mV) resistance range.



Calibration is guaranteed for one year and full protection for over voltage, overcurrent and high voltage transients is provided. All resistance ranges will tolerate 500V r.m.s. or d.c. without damage or loss of accuracy. A standard PP3 battery will power the 935 for over 200 hrs or an a.c. adaptor is available as an optional extra.

The £99 plus VAT price includes test leads, battery, instruction manual and a one year guarantee.

Farnell International Instruments Ltd., Sandbeck Way, Wetherby, West Yorkshire LS22 4DH (0937 63541).



# SPACEWATCH

FRANK W. HYDE

## CANADA

New frontiers are available to the Anik-B, the communications satellite put into orbit by the National Aeronautics Space Administration of America on behalf of neighbour Canada. The launch in December by a Delta 3914 was a first for the new self-correcting guidance system. The satellite weighs about a ton and is in a geostationary orbit. The altitude is 22,300 miles at a longitude of 109°W. The satellite can reach the whole of Canada from coast to coast and from the United States border to 75°N latitude. Beyond this the curvature of the Earth limits the usefulness of the vehicle. It brings Resolute on Cornwallis Island within the area covered. Resolute is about 210 miles East of the north magnetic pole.

The satellite was built for Canada by RCA-Astro-Electronics and is reported to be the most powerful satellite for domestic use of telecommunications. Anik-B has 12 channels in the 6-4GHz band and six in the more powerful band of 14-12GHz. Telesat, which is the corporation that operates the Canadian communication satellite system, paid 20M dollars for the satellite itself and another 20M dollars for the launch facilities.

The name Anik has been used for the whole series of satellites, Anik-A in 1972 and another in 1973 have been extremely successful. The word Anik is Eskimo for brother and is aptly applied, for the system has brought together all the scattered places of the second largest country in the world. With the advent of Anik-B, specific targets can be reached, even urban areas can be included without

danger of interference. The terminal receivers can use smaller aeriels (which means also cheaper) than those that were required for the first two satellites.

The channels are divided between the Canadian Department of Communications and the Canadian Broadcasting Company. The Department of Communications has leased four high frequency channels in order to test a number of educational and social service schemes. These will be beamed towards professional organisations in the cities as well as to remote areas. It seems that Canada is to implement the most ambitious and advanced programme ever attempted by the use of satellites. Health and Education, which includes the extension of such services to the Eskimo settlements in the far north, will include also the teaching of English as a second language.

The launch of Anik-B was witnessed by a contingent from the People's Republic of China. The contingent, including 35 trainee astronauts, came to inspect the launch facilities. They have already begun negotiations for a satellite communications system which would be put into orbit by shuttle in 1980. The Canadian Minister for Communications, Jeanne Suave, examined the launch facilities but admitted that she was also considering the European Space Agency's "Ariane" rocket launcher for future payloads as well as the shuttle facilities. This will probably depend largely on price requirements.

## MORE ABOUT VENUS

The unique Venus expedition with its multiple vehicles is now answering some questions, but posing others. Some of the questions were answered before the probes entered the Venusian atmosphere. A number of questions were to the point before the mission, and these were based on previous missions, both American and Russian. The amount of scientific covering was extensive when the two Nations entered the vicinity of the planet with almost simultaneous missions. Much data had been received from the previous Russian landers and those from the USA. Some of those questions are answered and more will be in the months to come.

One important result of this mission was that the probes offered detailed information about the atmosphere supplementing that already available from the earlier Russian missions. Venus has no magnetic field in the sense that the Earth has; what does exist is very small, if any at all. Yet the effect of the solar wind is similar to that on the Earth. The bow shock wave which is set up in the Earth's atmosphere when the solar wind presses on the magnetosphere, appeared also in the atmosphere on Venus. This occurred

at some 750 miles above the surface of the planet. It is clear that the solar wind induces a magnetic field in the ionosphere. The shock area is the barrier to the electrons and protons of the solar wind. The strong magnetic field was apparent at the height of 750 miles. The energy involved by the leakage of some of the particles beyond the shock wave would be sufficient to heat up the atmosphere. The temperatures involved could reach 5,000°K.

The Orbiter spacecraft verified previous suggestions that the level of the ionopause varies in height according to the speed of the solar wind. The first week of observations by the Orbiter indicated a falling speed of the solar wind from 300 miles/second to 155 miles/second. The consequence of this was that the ionopause rose from 155 miles to 930 miles. This sort of change means that the level of the ionopause is very sensitive, so much so that if there is an eruption such as a flare on the Sun then the conditions in the atmosphere would very rapidly change.

It so happened that during the first week of the orbiter monitoring there was a flare. This resulted in an increase of the solar wind speed to nearly 400 miles/second. The ionopause was flattened and was only 155 miles above the surface of the planet. The temperature of the atmosphere has an interesting gradient. It was measured to be 27°C at 155 miles down to -90°C at 60 miles then increasing to 450°C at the surface.

In spite of the high temperature the presence of swamps and vegetation beloved of science fiction is not possible, for it would seem that most of any water that may have existed at an earlier date has now gone. This is deduced from the fact that very little hydrogen is now escaping, which would indicate that the loss of water has been completed. However, there is evidence that there was water in abundance but that it circulated in the atmosphere and was, by the action of ultraviolet radiation, disassociated and lost from the planet.

It is a peculiar world from the human point of view. It is not possible to see the Sun or even be sure where it is in the sky (sic). Visibility on the surface is about 1-8 miles but everything is red in colour. For the most part it would appear to be almost flat everywhere but at one place there was revealed a strip about 75 miles wide which showed an elevation of 10,000 feet. There is a tremendous amount of dust. This was revealed by the toppling of one of the probes which sent up a cloud of dust which took some minutes to settle. On the whole the terrain so far seems to be like Earth and not at all like the Moon, Mercury or Mars.



## SKYLAB

The problem of the demise of Skylab has occupied space engineers for some time now. The dangers were headlined far and wide in spite of the factual reports from NASA. The space experts have been very conscious of the hazards. The space station weighs some 85 tons and in burning up during the final descent there could be about 400 or 500 pieces. Most of them would provide no more than a very magnificent firework display. There is then left the major hazard of two possibly large pieces that would survive. These could weigh around two tons.

To reduce this hazard mission con-

trollers have adjusted the station's orbit so that there is more control over the path of re-entry when the atmospheric drag takes effect. To this end a signal was sent to Skylab to command a change in attitude. This attitude will ensure that the solar panels will continue to absorb power from the Sun. An official stated that there will be enough electrical power to make some control possible down to the last moment. This control could be in action for perhaps two orbits. By firing the small thrusters it may be possible to ensure that it is a "splash down" and thus avoid damage to property. The major part of the debris will be harmless, it is the

large pieces that are cause for concern. Since they are potentially dangerous should they fall on land that is inhabited, every effort will be made to avoid this.

## GROWTH OF SATELLITE COMMUNICATIONS

At the end of 1968 revenues from satellite communication services had reached some 420M dollars. The growth rate is such that the US market research organisation, Creative Strategies International, has forecast that the revenue by 1983 will reach one billion dollars. This is only part of a number of forecasts in the journal *Satellite Communications*.

# News Briefs

## COUNTDOWN

**Third International Symposium and Technical Exhibition of Electromagnetic Compatibility**—May 1-3. Rotterdam. Details: Mr. R. E. Gerritsen (070) 906 800.

**Compec Europe**—May 10. Centre International Rogier, Brussels. Details: 01-261-8437/8.

**Welsh Amateur Radio, TV, Electronics and Computer Exhibition**—Sunday, May 20. Barry Memorial Hall. There will be trade, and bring-and-buy stands. Further details: Reg Rowles on 0222-565656.

**Midlands Breadboard**—May 23-26. Bingley Hall, Birmingham. Details: Trident.

**Intel Fair**—June 11, 1979. Wembley Conference Centre. Details to be announced.

**Transducer 79 + Testmex 79**—June 19-21. Wembley Conference Centre. Details: Trident.

**Great British Electronics Bazaar**—June 28-29, 1979. Alexandra Palace, London. Details: 0799 22612.

**1979 Microcomputer Show (incorporating the DIY Computer Fair)**—July 5-7. Bloomsbury Centre Hotel. London. Will include seminars. Further details: Online Conferences Ltd. Tel: Uxbridge (0895) 39262.

**Harrogate International Festival of Sound**—August 18-19 (public), August 20-21 (trade) 1979. The Exhibition Centre + hotels. Details: Exhibition and Conference Services Ltd., Tel. 0423 62677.

**Telecom '79**—Sept. 20-26. Palais des Expositions, Geneva. Details: Secretariat Telecom '79, Orgexpo, 18 Quai Ernest-Ansermet, Case Postale 65, CH-1211, Geneva 4 (Suisse).

**Eltro Hobby '79**—October 3-7. Killesberg Exhibition Grounds, Stuttgart. Details: 01-236-0911.

**Compec**—November 6-8, 1979. Grand Hall Olympia, London. Details: Iliffe Promotions Ltd. Tel: 01-261-8437/8

**Electronics 79**—November 20-23. Olympia, London. Details: 021 705 6707.

**Breadboard 79**—December 4-8. Royal Horticultural Halls, Westminster. Details: Trident International Exhibitions. Tel. 0822 4671.

The next **All-Electronics show** will take place over the period April 29-May 1, 1980. Grosvenor House will again be the venue. Organisers are The Evan Steadman Communication Group. Details: 0799-22612.

## HIGHER SPEED, LOWER POWER TTL

TWO new third generation series of computer logic i.c.s have been announced by Texas Instruments Incorporated. They are advanced Schottley series SN74AS and advanced low power Schottley series SN74ALS. The high speed advanced series are designed for computer applications and systems that achieve efficiency through high speed switching capability. The SN74ALS series are intended for minicomputers, terminals and other electronic office equipment in which lower power consumption rather than high speeds improves efficiency.

Series SN74AS gates will be offered in 20 and 24 pin d.i.p. packages the latter with MSI functions. Series SN74ALS gates will appear in 14, 16, 20 and 24 pin d.i.p.

Initially, the high speed circuits will combine high performance gate and MSI arithmetic function. Twenty five device types will spearhead the low speed series. Included are gates and dual D and J-K flip-flops as well as MSI circuits.

## HAMS RALLY

THE North Midlands Mobile Rally organised by The Midland Amateur Radio Society and Stoke On Trent Amateur Radio Society will take place on Sunday April 29th 1979 at Drayton Manor Park near Tamworth, Staffs. The Park is located on the A4091, which is within easy reach of the M1, M5 and M6 motorways, and is well signposted.

Visitors will be made very welcome. The rally opens at 11.30 a.m. Radio talk in stations on 2 metres and 70 centimetres.

Further details, car stickers etc. are available free on request from: Norman Gutteridge G8BHE, 68 Max Road, Quinton, Birmingham B32 1LB.

# POINTS ARISING

## MICROPRINTER (February 1979)

The stripboard layout shows the correct pinouts for the BC212 transistors. The inset is wrong. Some links are missing from the stripboard, and these are: IC3 pin 4 to pin 9. IC7 pin 10 to +5V. IC3 pin 13 to IC5 pin 5. Junction at emitter of TR15 to +5V. The first link out from pin 13 on IC4 (the "bendy" one) should be removed, to prevent IC4 pin 13 from connecting to IC1 pin 13.

The value of "R" should be  $10\Omega/\frac{1}{2}W$ .

## SEQUENCER (April 1979)

For continuity between both sides of the main p.c.b. it is necessary to solder the component leads on each side and to use Soldercon pins for the i.c.s.

# SOUND OPERATED SWITCH

Michael Tooley B.A. David Whitfield B.A.

THE sound operated switch described in this article can be used for any application where the presence of an audio frequency signal is required to provide control of an external circuit. A typical use is that of providing for automatic operation of transmitter receivers, or the start/stop control of tape recorders. In the former application the sound operated switch is inserted between the microphone and "press-to-talk" rail, so that the operator's voice actuates the change-over relays. In the latter, the sound operated switch is used to provide automatic start of the tape recorder when the required input signal, such as speech, music, or even bird song, is present!

The block diagram of this system is shown in Fig. 2.

## CIRCUIT DESCRIPTION

The complete circuit of the sound operated switch is shown in Fig. 1. The incoming audio frequency signal is applied to a conventional voltage amplifier stage, IC1d, which has variable gain between 1 and approximately 50 by means of VR1. The output of this first stage is nominally



several hundred millivolts peak to peak, and this is then fed to a precision unity gain active fullwave rectifier formed by D1, D2, IC1a, and IC1c. The positive output excursion of this rectifier is applied to a comparator, IC1b, the threshold of which is made variable by means of VR2. The negative output excursion of the comparator is used to enable a conventional timer circuit which uses a 555. The time constant of the timer monostable is controlled by means of VR3, and the positive going output of the timer is made available for control of external circuitry. A light emitting diode, D4, is incorporated in order to provide a visual indication of the output stage.

It is important to note that, once the input level has risen sufficiently to trigger the circuit and enable the timer, the output of the monostable will remain "high" (for a period of time dependent on VR3, R12, and C6) regardless of any subsequent reduction of input level.

In practice this means that there is a pre-determined delay in the output reverting to its original state and hence the circuit does not "drop out" at regular intervals when the input level falls during momentary pauses in speech or music. Those familiar with voice operated equipment will know that there is nothing worse than a voice operated switch that drops out at the end of each syllable!

## CONSTRUCTION

With the exception of the sockets, l.e.d.s, and VR3, all the components are mounted on a small single sided printed circuit board. The layout of the p.c.b., viewed from the copper foil side, is shown in Fig. 3. The corresponding component layout, on the top side of the board, is shown in Fig. 4. Care should be taken to ensure that all components are located correctly on the p.c.b. and the use of sockets for the two integrated circuits is recommended. The p.c.b. is mounted using four short 6BA pillars and, by virtue of its relatively small size, it may be easily fitted into almost any vacant space inside an existing piece of equipment. Alternatively, where the circuit is to be used externally, the use of a standard die-cast aluminium or plastic box is recommended. In this case, the box should be sufficiently large to accommodate an internal battery.

## TESTING AND INITIAL ADJUSTMENT

Carefully check the p.c.b. and external wiring before connecting the supply. Connect a 9V battery (PP3, PP6 or similar), or alternatively a stabilised d.c. supply of 8V to 12V, perhaps from the equipment to which the circuit is fitted. Insert a milliammeter on the 100mA range in the positive



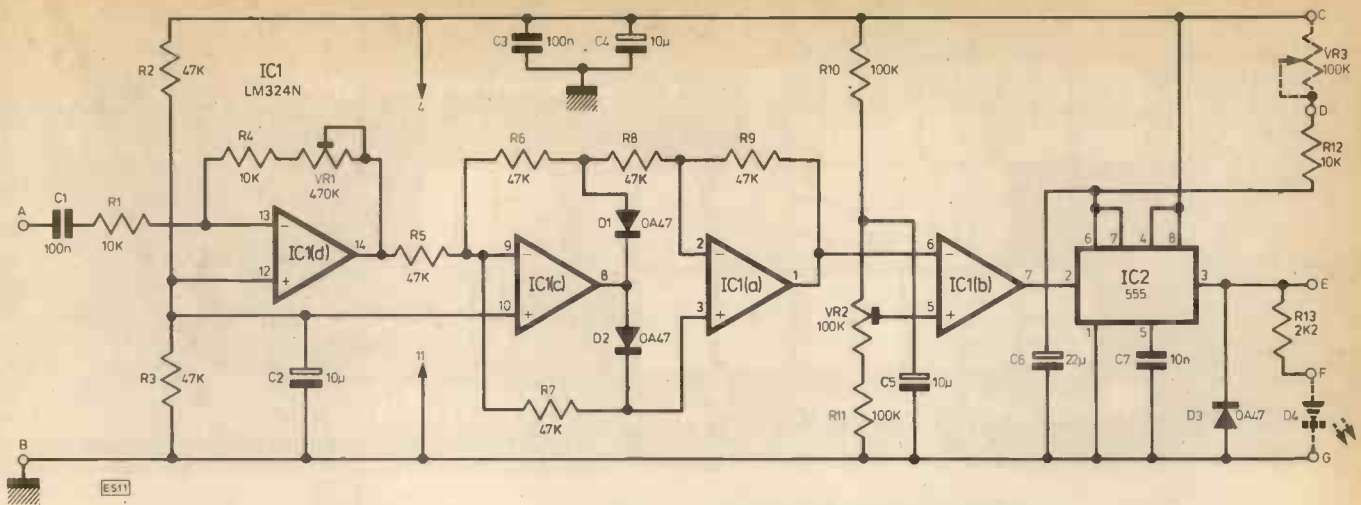


Fig. 1. Circuit diagram

## SPECIFICATION

**Maximum input sensitivity:** 2mV pp sine wave at 1kHz into 10kΩ

**Frequency response:** 60Hz to 15kHz at -6dB (see Fig. 5)

**Output control voltage:** standby = 0V triggered = 7.5V

**Time delay** (on reverting from triggered to standby): continuously variable from 200ms to 2.8s\*

**Attack time** (on changing from standby to triggered): typically less than 500µs

**Supply:** 9V d.c. at 7.5mA standby, and 11mA triggered. Alternatively an external regulated supply of between 8V and 12V may be used.

\* Longer time delays may be obtained by increasing the value of VR3. A 1MΩ variable will, for example, give a time delay of approximately 30s.

Fig. 2. Block diagram of Sound Operated Switch

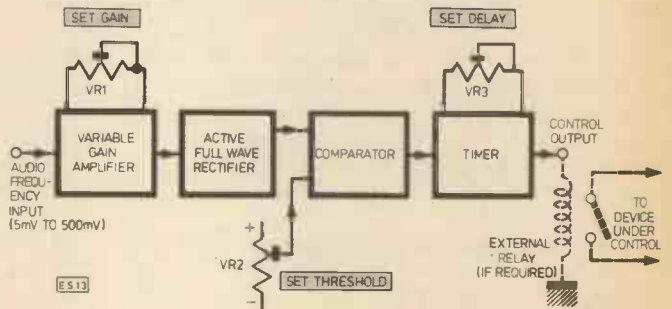


Fig. 4. Component layout

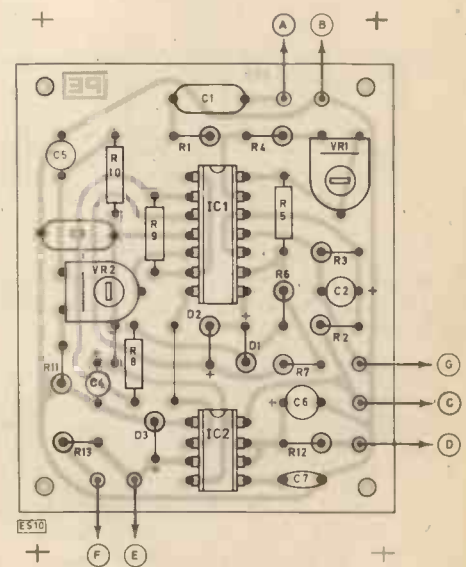

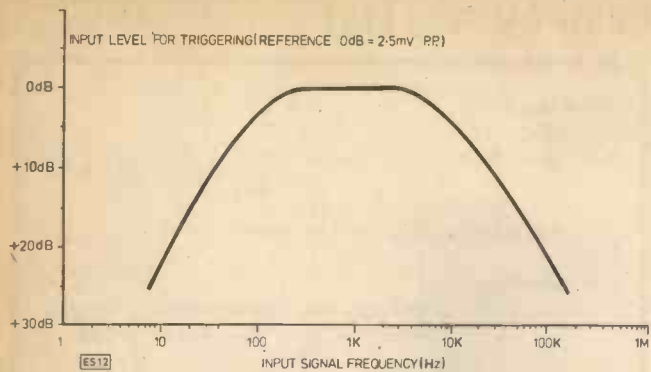
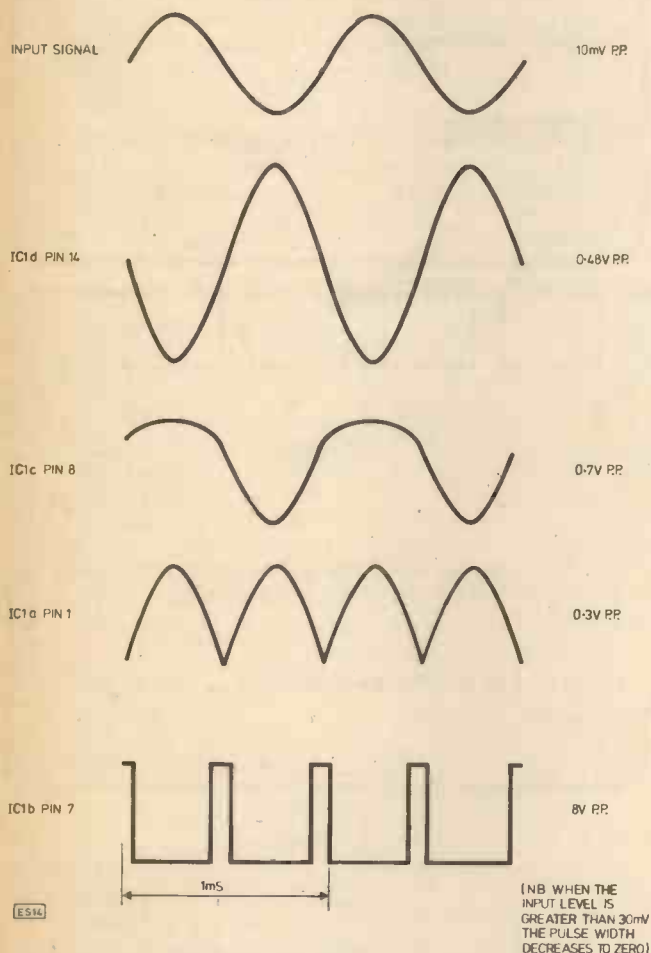


Fig. 3. Printed circuit board track layout (actual size)





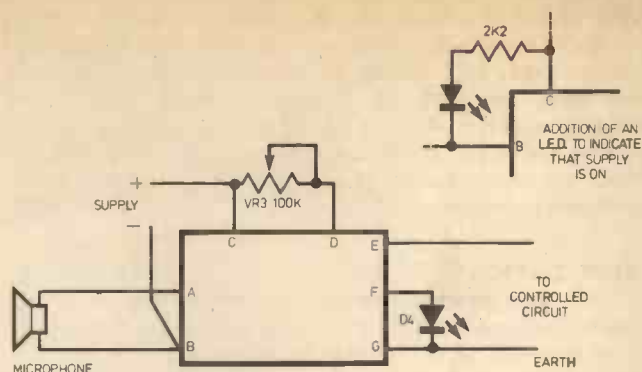
**Fig. 5. Frequency response of the sound operated switch**



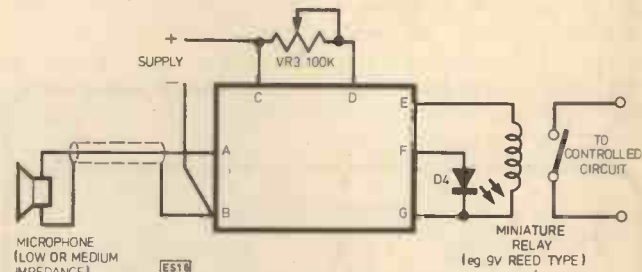
**Fig. 6. Waveforms (input = 10mV pp at 1kHz). When the input level exceeds 30mV, the pulse width on pin 7 decreases to zero**

lead and check that the supply current is in the range 10mA to 20mA. Where an l.e.d. is incorporated to indicate that the supply is turned on, check also that this is illuminated. At one extreme setting of VR2, D4 should not be illuminated and at the other it should be illuminated. Carefully adjust VR2 until D4 is just extinguished. This should occur at about mid-position of VR2.

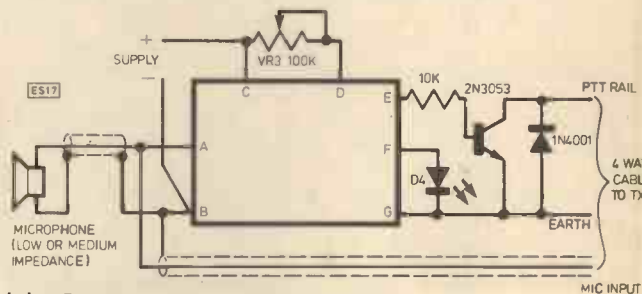
Set VR1 to maximum position (this corresponds to maximum gain) and connect a microphone or signal generator to the input. It should now be possible to trigger the circuit with an audio frequency signal of a few millivolts peak to peak.



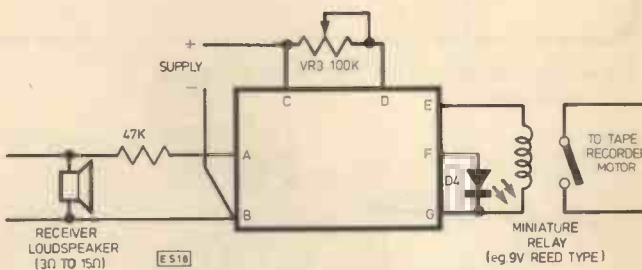
**Fig. 7. (a) Basic arrangement of external circuitry**



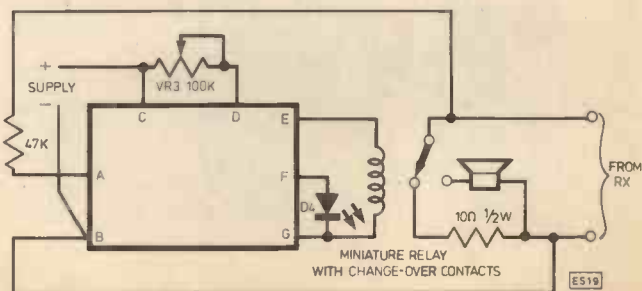
**(b) Use of a relay to control an external circuit**



**(c) VOX operation of a transmitter**



**(d) Automatic recording system (audio connection to tape recorder not shown)**



**(e) Audio derived squelch for a receiver**



VR2 can, if necessary, be re-adjusted for an increase in threshold sensitivity. Adjustment of VR3 should provide a variable delay in re-setting the output once the input signal has been removed. At minimum setting, VR3 should produce a delay which is hardly noticeable. At maximum setting the delay should be approximately three seconds. The state of the output of the switch is, of course, readily indicated by means of D4.

## APPLICATIONS

The basic arrangement of the external circuitry of the sound operated switch is shown in Fig. 7(a). The microphone used should be a low or medium impedance type (300Ω to 50kΩ). An l.e.d. may also be added, as shown, in order to give an indication that the supply is on. For many applications the use of a miniature relay is recommended, as shown in Fig. 7(b). A 9V reed type should prove suitable. When long microphone cables are necessary, the use of screened cable is recommended. This helps prevent spurious triggering of the switch due to hum and stray transients, especially when the circuit is used with maximum gain.

Voltage Table

IC1		"standby"	"triggered"
	pin 1	4.5	6.8
	pin 2	4.5	5.1
	pin 3	4.5	5.3
	pin 4	9.0	9.0
	pin 5	4.5	4.5
	pin 6	4.5	6.8
	pin 7	7.4	0
	pin 8	4.5	4.0
	pin 9	4.5	4.5
	pin 10	4.5	4.5
	pin 11	0	0
	pin 12	4.5	4.5
	pin 13	4.5	4.5
	pin 14	4.5	4.5

## COMPONENTS LIST . . .

### Resistors

R1, R4, R12	10k (3 off)
R2, R3, R5-R9	47k (7 off)
R10, R11	100k (2 off)
R13	2k2

All fixed resistors  $\frac{1}{4}$ W 5% carbon types

### Potentiometers

VR1	470kΩ subminiature horizontal skeleton preset
VR2	100kΩ subminiature horizontal skeleton preset
VR3	100kΩ linear carbon potentiometer

### Capacitors

C1, C3	100n polyester (2 off)
C2, C5	10μ miniature 6V electrolytic (2 off)
C4	10μ miniature 12V electrolytic
C6	22μ miniature 12V electrolytic
C7	10n ceramic


### Semiconductors

IC1	LM324N quad operational amplifier
IC2	555 timer (8-pin pack)
D1-D3	OA47 general purpose diode (3 off)
D4	l.e.d. light emitting diode

IC2	pin	1	0
	pin 2	7.4	0
	pin 3	0	7.2
	pin 4	9.0	9.0
	pin 5	5.8	5.8
	pin 6	0	rising to 5.8
	pin 7	0	rising to 5.8
	pin 8	9.0	9.0

The above voltages were measured using a 10MΩ input resistance voltmeter. The supply voltage was 9V.

**If debugging is necessary, use these test point voltages**




An arrangement for the VOX operation of a transmitter is shown in Fig. 7(c). The transistor is saturated whenever the switch is triggered. Thus the "press-to-talk" rail is effectively earthed whenever the operator speaks and this actuates the change-over relays in the transmitter or transceiver. An automatic recording system is shown in Fig. 7(d). In this application the presence of a signal at the loudspeaker causes the tape recorder motor to be energised. The recorder will run as long as signals are present. The 47kΩ resistor connected in series with the input provides attenuation since, in this application, the sensitivity of the switch is too high and it is thus liable to become triggered by noise.

An audio derived "squelch" arrangement is shown in Fig. 7(e). When there is no signal from the receiver the loudspeaker output is terminated in a 10Ω resistor. The receiver is thus muted and background noise is eliminated. When a signal is present the loudspeaker is brought into circuit. The threshold of switching may be set by adjustment of VR1 and VR2. ★

# MK14 REVIEW

A.A. BERK B.Sc. Ph.D.



The MK14 must surely represent one of the most remarkable revolutions in computer technology to date. Much has been said about this little kit, both in magazine articles by reviewers (see *Microbus* in Feb. issue) and word of mouth by constructors—whatever I or anyone else may say, the complete computer for around £40 is a landmark of, at present, unassailable proportions. The following, not uncritical, article pieces together my experience of the above device along with the description of the cassette interface by Science of Cambridge, and an interface to the P.E. VDU giving, all in all, a very cheap and powerful system.

THE kit comes pleasantly and well packaged as a set of resistors, capacitors, integrated circuits (without sockets), i.e.d. display, keyboard, reset switch, crystal, p.c.b. and even contains a 5 volt, 1 amp regulator. A "Micro Computer Training Manual" for the MK14 is also included.

The manual has clearly been designed with the absolute beginner in mind including, for instance, a good section on how to solder. However, it is generally agreed that absolute beginners and even beginners in either software or hardware alone, find it difficult to decipher some of the more fundamental concepts introduced in the manual.

The kit uses the National Semiconductors SC/MP II m.p.u. as its basis and the architecture and instruction set is described in the manual in just nine pages. Everything is there, but the beginner would do better to buy a full software introduction to SC/MP programming—I would recommend, for instance, Drury and Smart's "A Guide To SC/MP Programming".

## MEMORY MAP

The hardware of the MK14 is also described in a cursory manner—even a complete memory map with addresses is lacking and for those who are contemplating using the MK14 the memory map shown opposite may be useful.

In addition to this omission, until recently, no pin numbers were included on the circuit diagram which made it very difficult to expand in any way—I am very pleased to see this rectified on the latest versions.

The upper four address lines of the system are left encoded (they have to be demultiplexed from the Data Bus anyway) and hence 12 BITS of address are available giving 4K of memory capability. This is the reason for the character "X" appearing in the memory map. The most significant hexadecimal character of the address must be used but may be anything—i.e. the addresses 0123 and F123, for instance, are indistinguishable.

The map indicates the hardware available in the kit. Included in the basic price of £39.95 + £3.20 VAT and postage etc., are 256 bytes of random access memory (using two 2111 chips). The display is a calculator type 9-digit, 7-segment multiplexed i.e.d. display giving an adequate read-out for simple programming. Space is provided on the p.c.b. for a further 256 bytes of RAM (two more 2111s) and an I/O device which itself contains 128 bytes of RAM.

If the above additions are made, the final system contains 640 bytes of RAM and 16 ports each of which may be separately configured as an input or an output line. "Handshaking" is also



XFFF	STANDARD RAM
XF00	RAM I/O
XE00	DISPLAY
XD00	RAM I/O
XC00	OPTIONAL RAM
XB00	RAM I/O
XA00	DISPLAY
X900	RAM I/O
X800	MONITOR
X600	MONITOR
X400	MONITOR
X200	MONITOR
X000	MONITOR

**Memory Map Table**

possible via 8 of these lines for communication with an independent system of some kind—such as another MK14, as the manual informs us.

The memory map also shows how much of the 4K of immediate memory is lost by repeats. The 512 bytes of monitor, for instance, appears four times. This is due to incomplete memory decoding adopted to keep the cost to a minimum. However, it turns out that a small change is sufficient to free the extra monitor space and advice on this is given in the Issue IV kit.

The issue number, by the way, is found on the underneath of the p.c.b. This version explains how memory expansion can be effected to make a further 1½K of RAM available in the address locations X200 to X7FF (and not X2000 to X7FFF as incorrectly stated in the note). This would give a total of 2,176 bytes of RAM—quite respectable for the machine's size and basic cost, and excellent for the field of hardware control.

### POOR FEATURES

There are two features which let the kit down, however. They are, firstly, the keyboard—which relies on bridging p.c.b. tracks with “conductive rubber”—and secondly, the extremely long lead times on delivery of the kit. I received one in January which was ordered in the previous Summer! Others have experienced waits from 2 to 4 months. The first of these criticisms is easy enough to overcome and the second is sure to ease in time—you might even try turning up at their doorstep or buying from a distributor to speed matters. The delay does not seem to extend to servicing, I only waited about fourteen days for them to check the monitor ROMs which I thought were faulty.


The issue IV board comes with a note to the effect that a kit of metal-domed switches may be purchased from Science of Cambridge for £2. The p.c.b. does, in fact, have an expansion edge connector next to the keyboard to add an external keypad, and though the manual gives no pin-out diagram for the connector, the tracks are easy to follow.


The kit is continually being updated. A few small mistakes in the earlier boards have been ironed out and the current p.c.b. is excellent—the only problem is in the extreme thinness of some of the tracks, and great care must be exercised not to break one of them.

One of the most important updates is the revised monitor program, available on fusible link PROM and pin compatible with the old one. This includes, among other things, an offset calculation for easier programming, single step facility (with some extra logic), and cassette tape interface control. The monitor occupies the same space as before by making some of the original routines more efficient.

### CASSETTE INTERFACE

The photograph shows the cassette interface being used; and though slow (about four characters per second) it is very cheap, easy to use and of straightforward construction. The use of cassette files makes a tremendous difference to any machine, saving considerable amounts of time and energy. The interface uses two integrated circuits and some discrete components on a





The positioning of the connector and extra components to link with the P.E. VDU

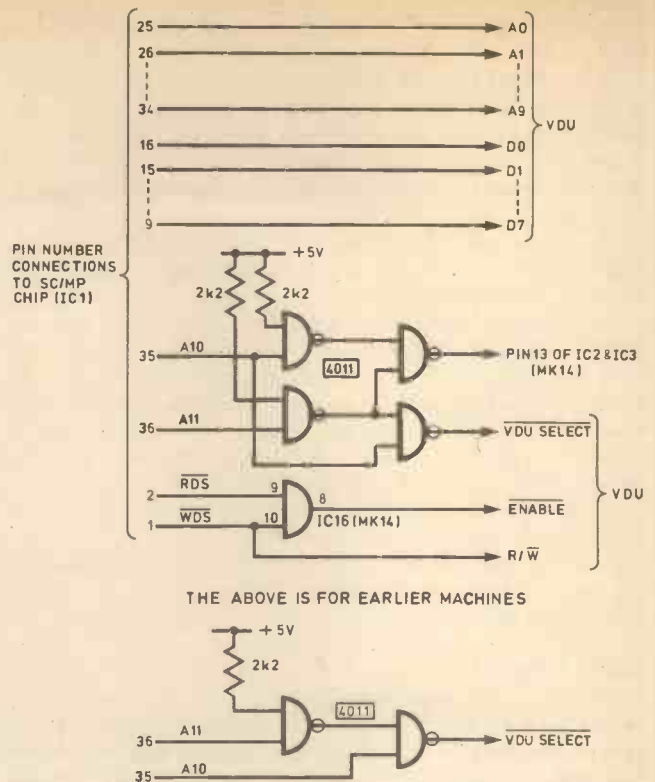
small single sided p.c.b. The only fault I found was the marking of the positive end of the diode—wrong on the p.c.b. but correct on the circuit diagram. To store on cassette, the length and starting address must be set up in three memory locations. The length takes up a single byte and hence a maximum of 256 bytes may be stored at a time. The starting location of the cassette routine is then set up on the MK14's display and the recorder switched on. Pressing "GO" causes the block to be recorded—a l.e.d. on the cassette board flashes until the recording is complete. Taking information from the tape is a similar exercise. As the instructions implied, I found the volume control, on playback, to be very critical. The machine does work however, and several others I have talked to agree.

One of the most spectacular uses of the tape is in the direct loading of a block of information straight to a VDU screen. A set of notes can be kept on cassette and simply read back at leisure—especially if the tape has a tape counter for easy indexing. Another use would be for special screen formats stored on tape and used for particular programs to fill areas of the screen specially set aside for different functions. The programs involved would be very much simpler than normally necessary as the various lines and patterns used would not have to be generated in software—could be useful in the sort of minimal system for which the MK14 is ideally suited.

### P.E. VDU INTERFACE

Of course a VDU or some sophisticated means of output, is essential for anything but the most basic uses of any machine, and below is described an interface to the P.E. VDU (published in October, November and December 1978).

The photograph shows that a 31-way Vero connector socket has been mounted on the top edge of the MK14 p.c.b. This is not connected to the expansion edge connector in that region but is bussed, via wire links beneath the p.c.b. to the data, address and




EP71

THIS IS FOR LATER MACHINES - SEE TEXT

Fig. 1. Interface arrangements to the P.E. VDU

### MK14 and P.E. VDU connected up





control lines of the SC/MP chip. In addition, a 4011 CMOS chip is mounted at top right of the p.c.b. and connected as shown in Fig. 1.

A spare gate in IC16 is used to enable the VDU only when RDS or WDS is high—this prevents the address and status information on the data bus from interfering with the VDU RAM. The circuit shown enables the VDU as a 1K block of memory replacing the top two copies of the monitor (each of 512 bytes).

To connect the interface to the MK14, "A11" must be disconnected from the enable inputs of IC2 and 3 (pin 13) and fed, along with "A10", to the 4011 as shown. Pin 13 of IC2 and 3 is then connected to an output of the 4011, again as in the diagram. The VDU "screen" then occupies the addresses X400 to X7FF. Later machines may have the monitor correctly decoded to lie only in the lowest 512 bytes—I have an issue V board which apparently has this modification. You can check by viewing a few addresses between X200 and X7FF to see if the monitor is there. If it is not then a simpler interface may be used which does not involve IC2 and 3. This is also shown in Fig. 1, the rest of the interface is as before.

It should be noted that no buffering was found necessary on any of the busses to drive the VDU as it presents, almost entirely, low power loads.

### CONCLUSIONS

The expansions described will produce not only a reasonably sophisticated personal computer, but also a control development system of some power. In my opinion it is this latter area which has been somewhat neglected by Science of Cambridge's marketing philosophy.

In conclusion, the MK14 is a well thought out product nicely packaged, and easy to use with the revised monitor. Indeed, my firm opinion is that no electronics enthusiast or engineer should be without one in today's technology.



A reasonably sophisticated personal computer resulting from the use of the P.E. VDU with the MK14 and cassette interface

## News Briefs

### FINAL PHASE

IN OUR January issue we gave a few details of the Lucas "How Far Can You Travel?" competition (see Electric Chariot Race). Well, the successful design stage entrants will now be battling it out on Sunday 2nd September 1979, at Donnington Park, Castle Donnington, Derby.

The competitor whose "home made" vehicle can transport him the furthest on two standard Lucas 12V batteries along the  $\frac{1}{4}$  mile circuit, is the winner. Track marshalls will be on the lookout for barbed axles, and will "black flag" anyone seen *slipstreaming* behind another competitor.

### FERRITE-CLAD AERIALS

A DISCOVERY by Professor J. R. James and Dr A. Henderson of the Electronics Department at the Royal Military College of Science, has resulted in the possibility of more compact whip aerials operating with HF and VHF band portable radios.

The discovery is that a thin cladding of ferrite material can be as effective as a thicker cladding of pure dielectric material in reducing the height of high frequency whip aerials, whilst offering the advantage of increased input impedance.

The ferrite may be of a coating formed *in situ*, or it can be achieved by sliding ferrite beads onto the conductor. The present lack of low-loss ferrites at high frequencies imposes an upper limit of about 100MHz generally, but the theoretical limit is considerably higher should new materials become available. Bulkiness limits the lower end to about 5MHz.

Manufacturing licensing arrangements for interested parties are being dealt with by Jim Strutt, Computers, Systems and Electronics Group, of the National Research Development Corporation, Victoria Street, London.

### RAPID RECALL MOVE

LARGER premises at Wooburn Green now house Rapid Recall after a move from 9 Betterton Street, London.

The move was necessary because of the larger number of staff required to handle their franchise with the Digital Equipment Corporation, and cope with increasing sales of Intel and Intersil products.


The new headquarters are at: 6 Soho Mills, Wooburn Green, Bucks. Telephone, Bourne End (06285) 27072/5 and 24961. Telex 849439. Rapid Recall's northern office at Nantwich remains the same.

### NASCOM CLUB

THE International Nascom Microcomputer Club is now officially launched with (at the time of writing) the publication of INMC News, issue one.

Further details about membership, which costs £5.00 per annum, are available from Tony Rundle at Nascom Microcomputers, 121 High Street, Berkhamsted, Herts.

# LOW NOISE PRE-AMP



J. GERRARD

WHEN attempting to record or amplify low level sounds (such as wildlife) with low output, low impedance microphones, you are often faced with the prospect of trying to pick out the desired sounds from under a blanket of hiss. This hiss or noise usually comes from the pre-amplifier. A good low noise pre-amplifier, as described here, can make all the difference between a foggy, messy sound that is hard to listen to, and a clean professional sound that is a pleasure to hear.

Having had a lot of trouble with noisy recordings, the author decided to put eight low impedance pre-amps through their paces to find the one with the lowest noise output. Two of the pre-amps used i.c.'s; and it was one of these that came top. It uses the ZN459 i.c. which is truly a low noise i.c.—the noise output voltage being a third of that for its transistor counterparts.

## THE ZN459

The ZN459 is a versatile, wide band, low noise amplifier, operating up to 15MHz, with a voltage gain of 60dB. It basically consists of two amplifiers with gains of 100 and 10; giving 1000 (60dB) in all. The i.c. operates from a single supply of 6V maximum; has an input impedance of 7k at 10kHz, and internal input biasing. The i.c. lends itself to high performance circuits with few external components.

## CIRCUIT DESCRIPTION

The circuit diagram of the Pre-Amp is shown in Fig. 1 and IC1 is operated from about 5.5V supplied from a 9V battery, via dropper R1, and held steady by C1. C2 decouples the input, and determines the low frequency limit. Bypass capacitor C3 prevents extraneous signals from reaching the input circuitry through the supply lines and causing instability. The output is taken via R2, and decoupling capacitor C4. R2 is to prevent excessive loading on the output. In determining the high frequency limit, it was found that RC frequency selective feedback caused instability, so

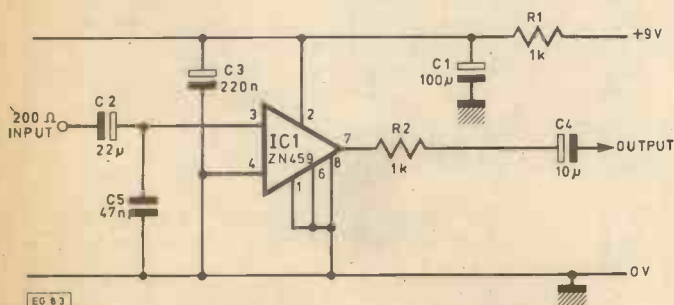


Fig. 1. Circuit diagram of the Pre-Amp

an alternative approach was used. C5 is connected straight across the input and effectively bypasses r.f. Fig. 2 shows the modifications necessary for a 600 ohm input. Pin 5 is a point halfway along the internal feedback path. By partially

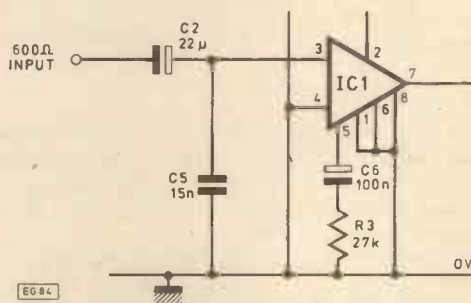


Fig. 2. Modification for a 600 ohm input

bypassing the a.c. feedback through C6 and R3 to 0V, the input impedance is raised to 600 ohms. C5 is changed to 15nF to keep the same high frequency limit.

## COMPONENTS ...

### Resistors

R1, R2	1k (2 off)
R3	27k

### Capacitors

C1	100μ tant
C2	22μ tant
C3	220n tant
C4	10μ tant
C5	47n (200 ohm input) or 15n (600 ohm input) metallised polyester film
C6	100n tant

### Semiconductors

IC1 ZN459

### Miscellaneous

- Input and output sockets
- On/off switch
- Metal case (80 x 55 x 25mm)
- 9V battery
- Battery connector.
- Holder for 8 pin i.c. (if req)
- Veroboard 0.1in. matrix



## CONSTRUCTION

Construction is very straightforward and should present no problems. The Veroboard layout is shown in Fig. 3. Care should be taken to ensure correct polarity of capacitors, and

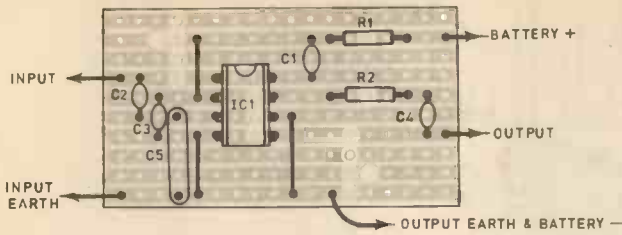


Fig. 3. Veroboard layout

that there are no accidental shorts between tracks. Put the i.c. in its socket last of all. The pre-amp should be housed in an all metal box for screening, with appropriate on/off switch, input and output sockets to suit individual require-

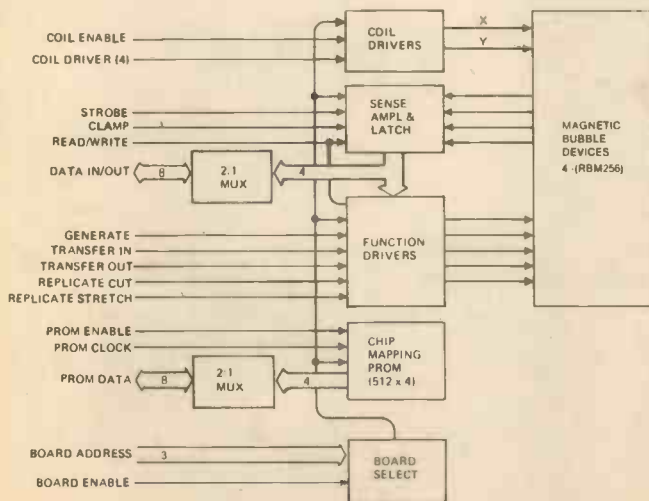
## SPECIFICATION

Input impedance	200 ohm or 600 ohm
Gain	60dB
Maximum Input Voltage	1mV
Frequency response	25Hz — 35kHz +0 —3dB
Distortion (THD)	0.15% typ. (1V p-p, 10kHz)
Output Noise (unweighted) (Referred to an output level of 1V)	
200 ohm	0.07mV (-83dB)
600 ohm	0.12mV (-76dB)

## DEVELOPMENT SYSTEM


IT LOOKS as though bubbles are going to continue hitting the news for some time. Another contender in this memory race is Rockwell, with a 256K-bit block access device. But to help encourage initial development towards bubbles by OEMs, Rockwell have produced a  $\frac{1}{4}$ M-byte bubble development option for their System 65 microcomputer development system. It comprises one RCM650 controller with two RLM658 Linear Storage Modules.

The 6502 based development system can, with an auxiliary card cage, be expanded to the full 2M-byte bubble memory subsystem capability.



Linear bubble memory module (Rockwell). The chip mapping PROM holds redundancy information about faulty loops which may exist within the bubble memory.

ments. The circuit board should be mounted on non metal supports to avoid short circuits. The pre-amp is now ready for testing.




## TESTING

Check there is about 5.5V across pin 2 and 0V. Current consumption should be about 3mA. Plug in a microphone and monitoring source (with medium to high input impedance) and listen. The result should be a clean, distortion free, noise free sound.

## LIMITATIONS

With a maximum input of only 1mV before clipping occurs (due to the i.c.'s input circuitry), the pre-amp would be unsuitable for use with a singer's hand-held microphone, for example. Also, the pre-amp could be powered from existing equipment, but the supply would have to be exceptionally ripple-free, if not battery operated, to give good, hum-free results. ★

## News Briefs



# AUTORANGING MULTIMETER

## PART 2

ALEX KOWALEWSKI Dr. MARK A. SAWICKI

This final part concludes with the remaining theory, and overall construction

### DISPLAY BOARD

THE Autoranging Multimeter always requires that Over and Underrange must be detected. In our particular situation only digits 1 and 2 need to be sensed.

**Overrange** Digits 2, 3, 4 are all "off".

**Underrange** Digit 2 shows 0 or 1 and Digit 1 "off". Consequently segments 1b, 1c (connected in parallel) and 2a, b, f, d, must be interfaced so that the logic knows whether they are "on" or "off".

The complete Display Logic Interface employs five similar circuits as presented in Fig. 2.1 shaded portion.

### INTERFACE CIRCUIT

If the segment is off, point A is at +5V, the transistor is off and B is -5V. If on, point A falls to approximately +3V due to the voltage drop across the l.e.d., the transistor turns on and point B rises to +5V. The capacitors on the interfaces for segments b and g are specially provided to stop false overrange indications during the 6 to 7 transition at digit 2.

The complete circuit diagram of the display logic interface is shown in Fig. 2.1. The decimal point and the lowest range l.e.d. indicator wiring diagram is quite straightforward.

Details of the p.c.b. layout can be found in a combined form at Fig. 2.3(a) and Fig. 2.3(b).


The display board and the Main Board are connected together using "edge inter-board connectors".

This is an economical and simple method of making right-angled connections between p.c.b.s by just inserting solder pins on the 0.1 inch p.c.b. pitch of the Display/Main Boards, i.e. plug (23-way) is soldered into the Display Board and the relevant socket is fixed to the Main Board. The DL 727 data is given in Table 2.1.


### PSU

Approaching the final part of this project, we now give details of the power supply circuit. This is shown in Fig. 2.2, and the p.c.b. layout is shown in Fig. 2.4. The system uses a pair of popular LM309K regulators and all the other things are pretty standard. A protection fuse of 200mA on the

MAIN BOARD



LOGIC BOARD





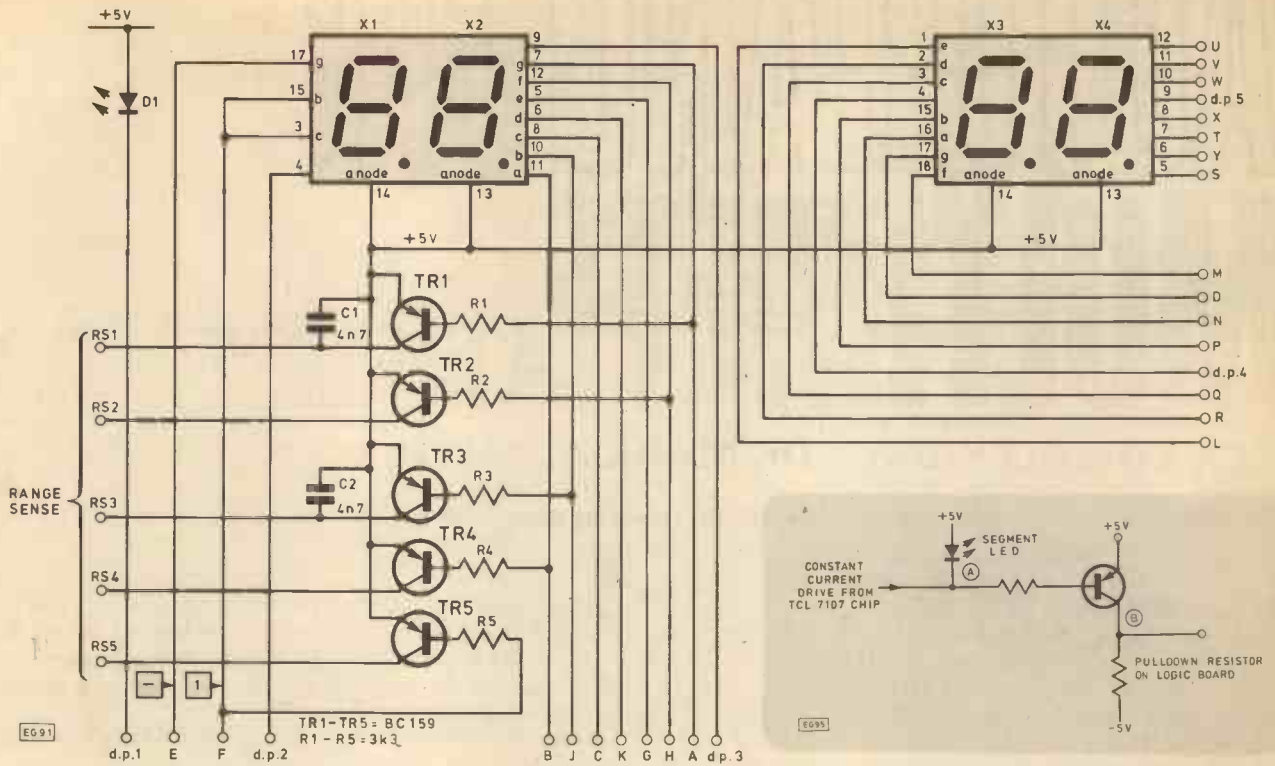


Fig. 2.1. Circuit diagram of Display Board

Table 2.1. DL727 dual numeric display. Viewed from display side: Digit 1 = left, Digit 2 = right.

Pin	Designation			
1	Cath E (No. 1)	8	—	Cath C (No. 2)
2	Cath D (No. 1)	9	—	d.p. Cath (No. 2)
3	Cath C (No. 1)	10	—	Cath B (No. 2)
4	d.p. Cath (No. 1)	11	—	Cath A (No. 2)
5	Cath E (No. 2)	12	—	Cath F (No. 2)
6	Cath D (No. 2)	13	—	Anode (No. 2)
7	Cath G (No. 2)	14	—	Anode (No. 1)
		15	—	Cath B (No. 1)
		16	—	Cath A (No. 1)
		17	—	Cath G (No. 1)
		18	—	Cath F (No. 1)

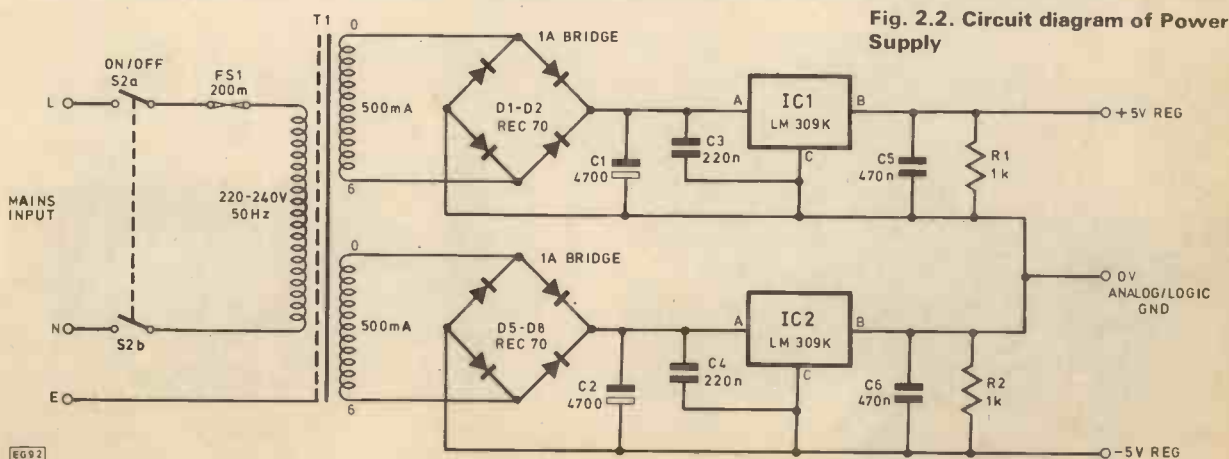


Fig. 2.2. Circuit diagram of Power Supply

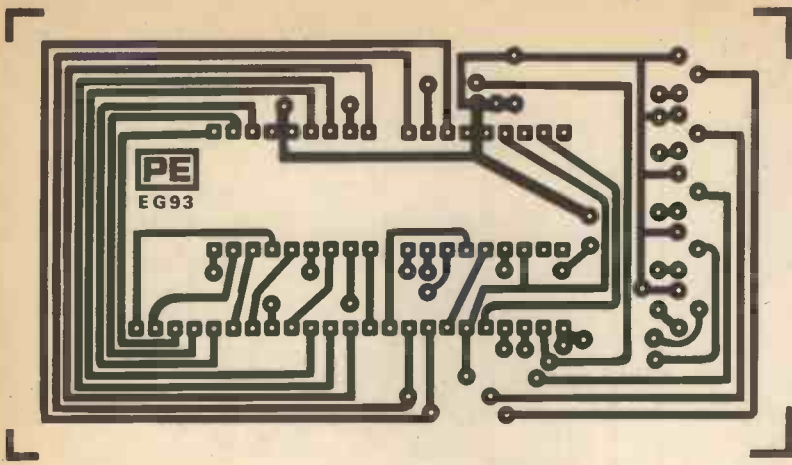
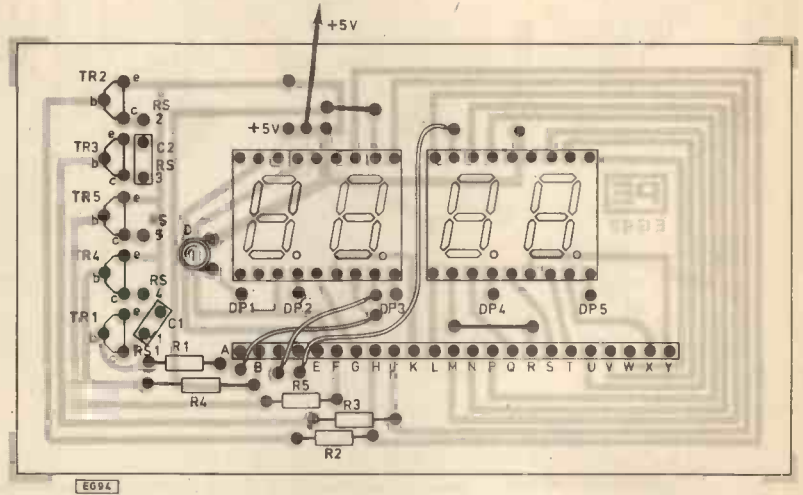
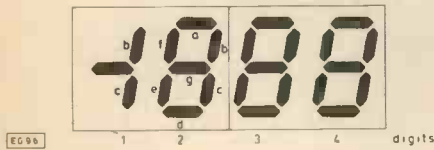


Fig. 2.3. (a) Display Board p.c.b.

Fig. 2.3. (b) Display Board component layout



## COMPONENTS . . .

### Resistors

R1-R5 3k3 (5 off)

### Capacitors

C1, C2 4n7 (2 off)

### Transistors

TR1-TR5 BC159 (5 off)

### Displays

X1-X2, X3-X4 Litronix DL727 Dual 7-segment (2 off)  
D1 0.2 inch l.e.d.

## RELAY BOARD

## DISPLAY BOARD





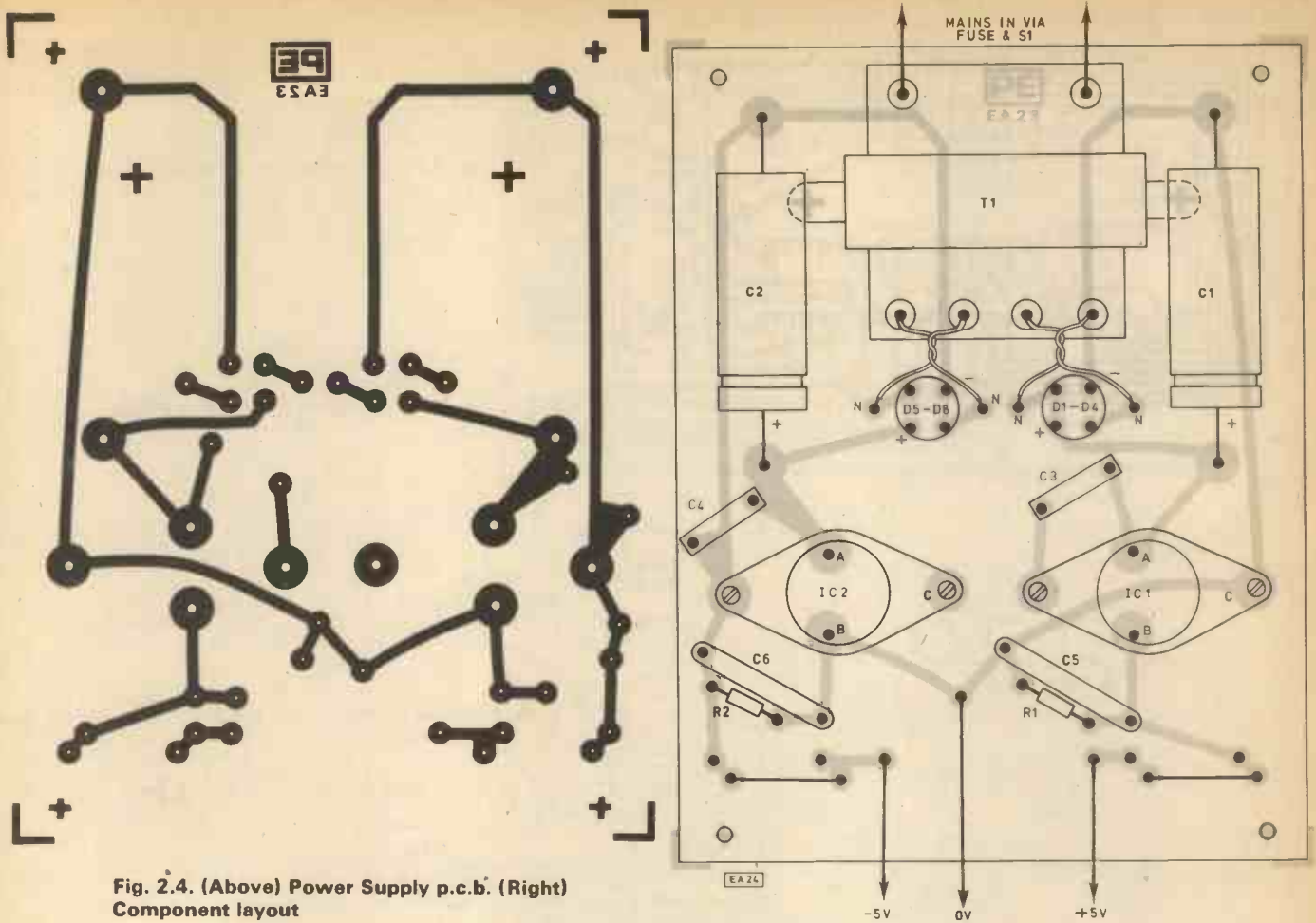


Fig. 2.4. (Above) Power Supply p.c.b. (Right) Component layout

## COMPONENTS . . .

### POWER SUPPLY

#### Resistors

R1, R2 1k  $\frac{1}{4}$ W 5% (2 off)

#### Capacitors

C1, C2 4700 $\mu$ /25V (2 off)  
 C3, C4 220n (2 off)  
 C5, C6 470n (2 off)


#### Semiconductors

D1-D4, D5-D8 REC 70 (2 off)  
 IC1, IC2 LM309K (2 off)

#### Transformer

T1 240V/2 x 6V, 0.5A sec's.  
 RS type 196-296 or equivalent  
 (via Ace Mailtronix)

## PSU BOARD







# AUTORANGING MULTIMETER

(a)

(b)

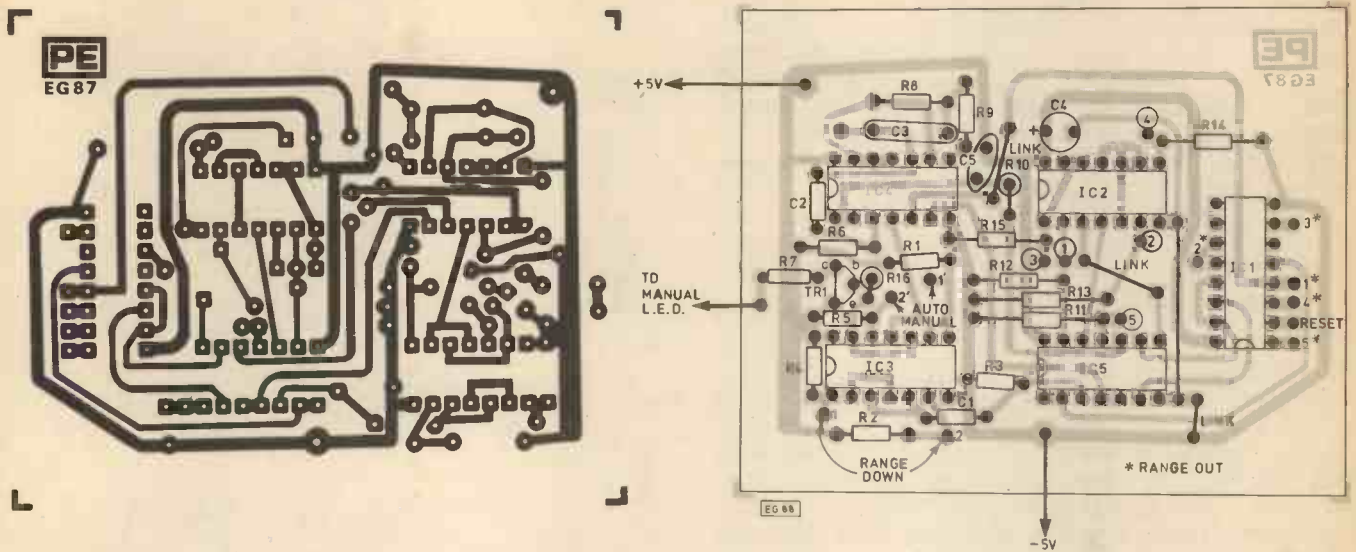


Fig. 2.6. (a) Logic Board p.c.b. (b) Component layout

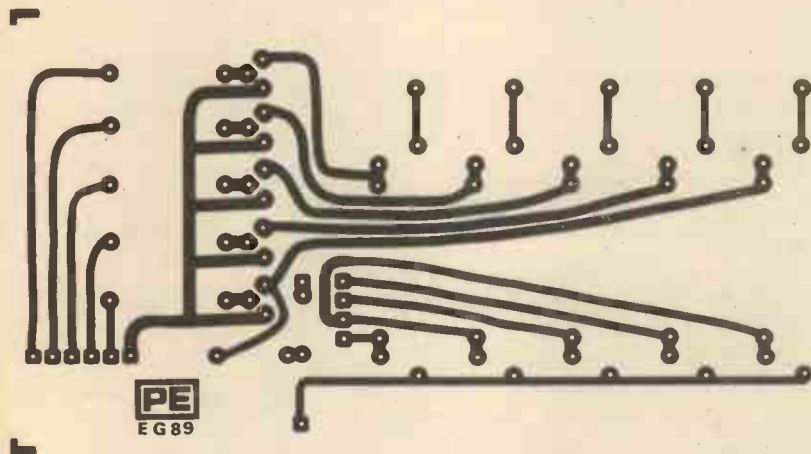
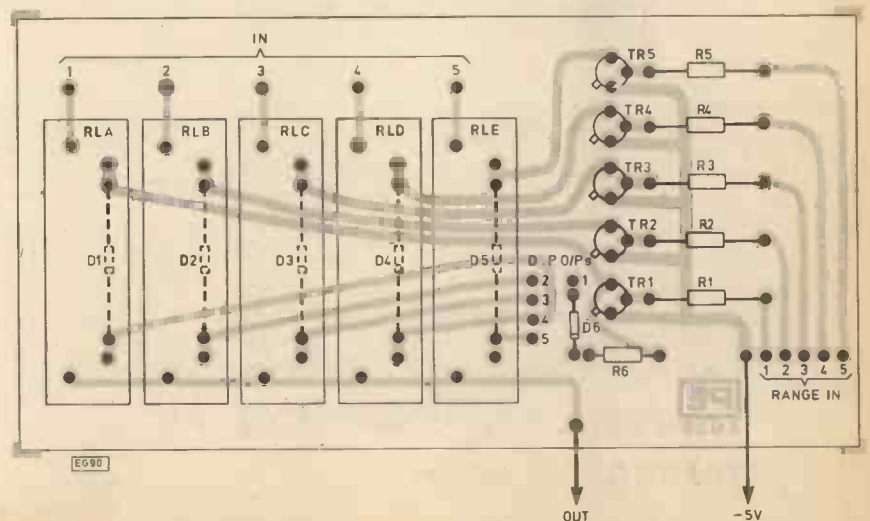


Fig. 2.7. (a) Relay Board p.c.b. (b) Component layout

(a)

(b)

All p.c.b.s are shown full size. Dotted components are mounted on the p.c.b. track side. Some photographs differ from their associated layout diagrams where components have been mounted on the track side initially. It must be emphasized that track layouts are critical for stability, and must not be altered.



mains Live side follows two sets of contacts of the mains switch mounted right at the bottom of the function switch. In order to help you with the function switch wiring, Fig. 2.8 and Fig. 2.9 show both the top and the bottom halves of this switch's wafers and associated wiring.

### MAIN BOARD PCB DETAILS

The Main Board p.c.b. layout is shown in combined form in Figs. 2.5(a) and 2.5(b). The reason for insertion of a few components on the copper side was to keep the layout around the 7107 device as similar as possible to Intersil recommendations. However, this does not create, in the author's opinion, any serious constructional problems.

Some additional information about component layout can be found from the photographs.

### LOGIC BOARD

The Logic Board p.c.b. is shown in Fig. 2.6.

### RELAY BOARD

The Relay Board p.c.b. layout is presented in Fig. 2.7(a) and 2.7(b). The only components soldered into the copper side are the five 1N4148 diodes in parallel to the reed relay coils. The reed relays chosen are the popular and economic, yet still high quality, RS348-986 type. The use of this particular type of relay is not critical as long as its rating and size are similar.

### INSTRUMENT ENCLOSURE

Since most of you will be electronically minded rather than mechanically minded, you may prefer to get hold of a ready-made attractively styled instrument case complete with stick on feet. We used the RS standard case No. 509-901.

A display window was then cut in the front panel, and the rotary function switch, Mode/Auto manual and Range Down pushbutton switches with corresponding yellow Manual l.e.d. were placed on the left side. All the input sockets (continental 4mm type) were set in at the bottom of the front panel. For ease of identification we used red, with the exception of the Ground socket, which was green.

All Autoranging Multimeter p.c.b.s and fuse holders (except the mains power supply fuse) are mounted into a specially-made aluminium chassis. Last but not least, the rotary function switch requires a little perspex plate (4mm thick) to lock the device and prevent overturning the switch.

### CALIBRATION

After calibration of "Set Ref", described last month:

- (1) If a known r.m.s. source is available or another accurate DMM, adjust AC Cal. until the reading agrees with the source or the other meter.
- (2) Short the 10nF capacitor on function switch and C1, C2.

Preferably keeping to same range: put meter in DC Volts mode, measure any d.c. voltage. Switch to AC Volts mode and adjust AC Cal until reading is 3.2214 times the previous one in DC Mode.

Remove shorts.

### IMPORTANT NOTE

It is advisable to calibrate the instrument without removing it from its grounded case. ★

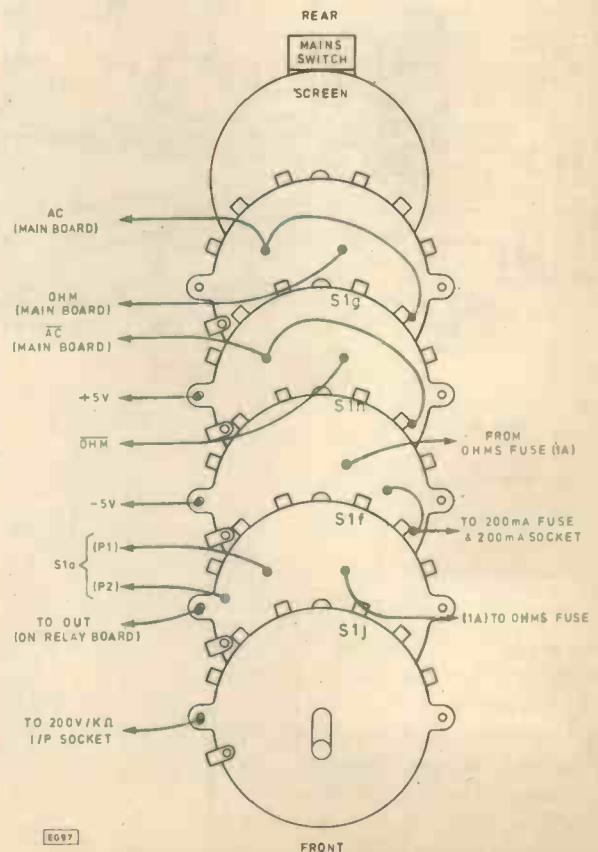
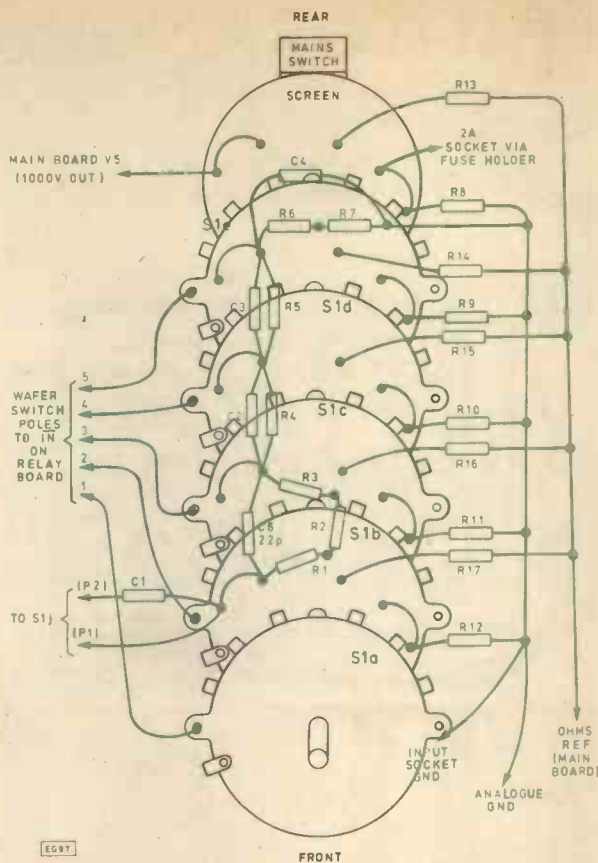


Fig. 2.8. (Top) Shows top half of S1  
Fig. 2.9. (Above) Shows bottom half of S1



## New Heathkit electronic test equipment course.

- Section 1. Analogue and digital meters.
- Section 2. Oscilloscopes.
- Section 3. Frequency generation and measurement.
- Section 4. Special measuring instruments.

## New Heathkit car electrical systems course.

- Section 1. Electrical principles of the car.
- Section 2. Starting system fundamentals.
- Section 3. Car charging systems.
- Section 4. Accessories and body electrical.

Two new self-instruction courses from Heathkit. Based on step-by-step programmed instructions, they let you learn at your own pace in your own home.

Each course is complete and contains audio/visual material, text, and parts for 'hands on' experiments with the optional Heathkit experimenter trainer. So all you need is a cassette player and the will to learn.

Full details of Heathkit courses are available in the Heathkit catalogue, together with hundreds of kits you can build for yourself - computers, oscilloscopes, transceivers etc. . . . Send for your copy now.

There are Heathkit Electronics Centres at 233 Tottenham Court Road, London (01-636 7349) and at Bristol Road, Gloucester (0452 29451). Registered in England, No. 606177.

Soldering iron offer **FREE**

## New Heathkit CI 1265 Digital Tach/Speedometer.

Push-button digital readout. Displays engine speed/rpm. Accurate to 1 mph or rpm variations of 100.



To: Heath (Gloucester) Limited, Dept. PE 5/79 Bristol Road, Gloucester, GL2 6EE.  
 Please send a copy of the Heathkit catalogue. I enclose 20p in stamps.   
 Please send a copy of the Computer Brochure. I enclose 20p in stamps.

Name \_\_\_\_\_  
 Address \_\_\_\_\_

N.B. If you are already on the Heathkit mailing list you will automatically receive a copy of the latest Heathkit catalogue without having to use this coupon.  
 When you receive your catalogue you will get details of this free offer.



# Handy size reels and dispensers

*of the world's finest cored solder to do a professional job at home*

**SAVBIT**  
 handy solder dispenser  
 Contains 2.3 metres approx. of 1.22mm Ersin Multicore Savbit Solder. Savbit increases life of copper bits by 10 times.  
 Size 5 65p inc. VAT



Ersin Multicore Solder contains 5 cores of non-corrosive flux that instantly cleans heavily oxidised surfaces and makes fast, reliable soldering easy. No extra flux is required.

handy size reels of  
**SAVBIT, 40/60, 60/40**  
 and **ALU-SOL** solder alloys

These latest Multicore solder reels are ideal for the toolbox. Popular specifications cover all general and electrical applications, plus a major advance in soldering aluminium. Ask for a free copy of 'Hints on Soldering' containing clear instructions to make every job easy.

For soldering fine joints  
 Two more dispensers to simplify those smaller jobs. PC115 provides 6.4 metres approx. of 0.71mm solder for fine wires, small components and printed circuits.  
 78p inc. VAT  
 Or size 19A for kit wiring or radio and TV repairs. 2.1 metres approx. of 1.22 mm solder.  
 Size 19A 69p inc. VAT

Ref.	Alloy	Diam. (mm)	Length metres approx.	Use	Price inc. VAT
Size 3	40/60 Tin/Lead	1.6	10.0	For economical general purpose repairs and electrical joints.	£2.81
Size 4	ALU-SOL	1.6	8.5	For aluminium repairs. Also solders aluminium to copper, brass etc.	£2.81
Size 10	60/40 Tin/Lead	0.7	39.6	For fine wires, small components and printed circuits.	£2.81
Size 12	SAVBIT	1.2	13.7	For radio, TV and similar work. Increases copper-bit life tenfold.	£2.81

**SOLDERING FLUX PASTES**  
 'ERSIN' A non-corrosive, rosin based flux for general and electrical soldering in conjunction with 'Ersin' Multicore solders.  
 Ref RF10 52p inc. VAT  
 'ARAX' For general metal joining in conjunction with 'Arax' Multicore solders.  
 Ref AF14 52p inc. VAT

**BIB WIRE STRIPPER and CUTTER**  
 Fitted with unique 8-gauge selector and handle locking device. Sprung for automatic opening. Strips flex and cable in seconds.  
 Model 8B £1.21 inc. VAT  
 Pat. No. 144913

**EMERGENCY SOLDER.**  
 Self-fluxing, tin/lead solder tape that melts with a match. For electrical and non-electrical applications.  
 Size ES36 48p inc. VAT

**MULTICORE DESOLDERING WICK**  
 Absorbs solder instantly from tags, printed circuits, etc. Only needs 40-50 watt soldering iron. Quick and easy to use.  
 Non-corrosive. Size AB10 £1.14 inc. VAT

**ECONOPAK**  
 A reel of 1.2mm 'Ersin' Multicore solder for general electrical use.  
 Size 13A £2.61 inc. VAT  
 A reel of 3mm 'Arax' Multicore solder for general non electrical use.  
 Size 16A £2.61 inc. VAT

Sole U.K. Sales Concessionaires  
**Bib Hi-Fi Accessories Limited,**  
 Kelsey House, Wood Lane End Hemel Hempstead, Herts. HP2 4RQ

Prices shown are recommended retail inc VAT. From electrical and hardware shops. In difficulty send direct, plus 20p P & P. Prices and specifications subject to change without notice.

# The professional scopes you've always needed.



**Super 6**  
£162.00 plus VAT



**Super 10**  
£219.00 plus VAT

When it comes to oscilloscopes, you'll have to go a long way to equal the reliability and performance of Calscope.

Calscope set new standards in their products, as you'll discover when you compare specification and price against the competition.

The Calscope Super 10, dual trace 10 MHz has probably the highest standard anywhere for a low cost general purpose oscilloscope. A 3% accuracy is obtained by the use of stabilised power supplies which cope with mains fluctuations.

The price £219 plus VAT.

The Super 6 is a portable 6MHz single beam model with easy to use controls and has a time base range of 1µs to 100ms/cm with 10mV sensitivity. Price £162 plus VAT.

Prices correct at time of going to press

## CALSCOPE DISTRIBUTED BY

Marshalls Electronic Components,  
Kingsgate House,  
Kingsgate Place,  
London, N.W.6.

Watford Electronics,  
33-35 Cardiff Road,  
Watford, Herts.  
Tel: 0923 40588

Audio Electronics,  
301 Edgware Road, London W.2.  
Tel: 01-724 3564  
Access and Barclay card facilities  
(Personal Shoppers)

Maplin Electronics Supplies Ltd.  
P.O. Box 3  
Rayleigh, Essex.  
Tel: 0702 715 155  
Mail Order

# CALSCOPE



## TUAC

TRANSISTOR UNIVERSAL AMPLIFICATION CO. LTD.  
PHONE 01-672 3137/672 9080  
MANUFACTURERS OF QUALITY AMPLIFICATION AND LIGHTING CONTROL SYSTEMS

### NEW FROM TUAC



**7" x 9" x 1 3/4" ULTRA QUALITY HIGH POWER 5" x 5" x 2" New D.C. Coupled Design AMPLIFIERS**

Featuring—Electronic Short Open and Thermal Overload Protection.  
Brief Spec.—Input Sensitivity 0.775 v. R.M.S. (0.D.B.) at 25K Ohms.  
Frequency Response 20 Hz - 20 KHz. T.H.D. at full power 0-1%.  
Hum and Noise—100 dB Relative full output.

**T.D. 500** 300W into 2 Ohms. 220W into 4 Ohms. 140W into 8 Ohms ..... **£45-00**  
Power supply P.S.300 ..... **£30-00**

**T.D.150** 150W into 4 Ohms. 100W into 8 Ohms. .... **£26-25**  
Power supply P.S. 150 ..... **£18-50**

**T.D. 150** 60 Version 60W into 8 Ohms. 40W into 15 Ohms. .... **£17-75**  
Power supply P.S.60 ..... **£15-50**

Note—P.S. 300 will drive 2 T.D. 150 amplifiers  
All output ratings are R.M.S. continuous sine wave output.

#### TO ORDER BY POST

Make cheques/P.O.s payable to TUAC LTD., or quote Access/Barclay Card No. (We accept holders phone orders 01-672 9080)

Post to—  
**TUAC LTD., 119 CHARLMONT ROAD, LONDON SW17 9AB.**  
Send stamp for our free 28 page catalogue of LIGHTING & AMPLIFIER MODULES, etc.

## RADIO EXCHANGE LIMITED

### NEW ROAMER TEN R.K.3.

Multiband V.H.F. and A.M. Receiver. 13 Transistors and Six Diodes. Quality 6" x 3" Loudspeaker.

With Multiband V.H.F. section covering Mobiles, Aircraft, TV. Sound, Public Service Band, Local V.H.F. Stations etc. and Multiband A.M. section with Airspaced Tuning Capacitor for easier and accurate tuning, covering M.W.1, M.W.2, L.W. Three Short Wave Bands S.W.1, S.W.2, S.W.3 and Trawler Band. Built-in Ferrite Rod Aerial for Medium Wave, Long Wave and Trawler Band, etc., Chrome-plated 7 section Telescopic Aerial, angled and rotatable for peak Short Wave and V.H.F. reception, Push-Pull output using 600mW Transistors. Gain, Wave-Change and Tone Controls. Plus two Slider Switches. Powered by P.P.9-9 volt Battery.

Complete kit of parts including carrying strap. Building Instructions and operating Manuals.



**£14.79 + £1.10 P & P**

For further details of our other kits please write, enclosing S.A.E. to:

**Radio Exchange Ltd**  
61A High Street  
Bedford MK40 1SA

Callers welcome. Reg. No. 788372

## Clef Kits —

Designer approved quality kits for Electronic Musical Instrument Construction.



**JOANNA 72 & 88 PIANOS**  
Six and 7 1/2 Octave Electronic Pianos with unique Touch Sensitive Action, as used in the P.E. JOANNA, which electronically simulates piano key inertia—a feature not available in any other design. A new physical layout has been adopted to simplify construction.

#### P.E. STRING ENSEMBLE

The only kit available to the proven A. J. Boothman Design for this versatile String Machine.

Send S.A.E. to—

**Clef Products (Dept P.E.) 16, Mayfield Road, Bramhall, Cheshire SK7 1JU**




# IC INSERTION TOOL



The I.C. INSERTION TOOL attached to the front cover of this issue has been specially designed and manufactured for P.E. and is **exclusive to this magazine**. The tool can be used to insert any standard size d.i.l. i.c.s with up to 16 pins, and enables insertion without the problems of pin misalignment or handling; the tool is made of anti-static plastic.

A limited quantity of extra tools are available for £1 each including postage and VAT etc. Order by sending cheque or P.O., crossed and made payable to IPC Magazines Ltd., to the editorial offices.



The above photograph shows the tool dismantled. This enables the elastic band, which forms the plunger return spring, to be replaced should it ever perish. The two halves of the body can be parted by carefully inserting a blade in the joint. It is then a simple operation to replace the band and reassemble the tool.

The two halves are held by four fixed pegs which are a tight press fit, no adhesive is used on the joint. It is of course possible to use the tool without the return spring, though it will lose its smooth "feel".



# INDUSTRY NOTEBOOK

By Nexus



## Telecomms

Nothing illustrates better the cruel dilemmas resulting from electronics than the telecommunications business. The old faithful electro-mechanical telephone exchanges are having to give way to modern electronic exchanges requiring less space and less day-to-day maintenance as well as being more efficient and flexible in use and cheaper into the bargain.

But what an upheaval! The Strowger exchange using step-by-step switching through uniselectors and relays is labour-intensive in manufacture. Fine when you could employ low-cost female labour, displaced from the old textile mills, on assembly lines. But times have changed and not only are labour rates much higher today but legislation on equal pay means that the girls cost just as much as the lads. But in any case the run-down of manufacture of the old equipment means redundancy and we already have enough unemployment.

Plessey is one of the unhappy firms faced with problems of the gradual phasing out of Strowger production for the Post Office. Just to change over to electronic exchange production solves nothing because only a quarter of the workforce would be required. Either way people must go, especially as the Plessey factory in Liverpool is said to be losing £7 million per year. The Post Office is reported to be negotiating a revised price for Strowger equipment which will ease the financial problem for Plessey but not cure it in this particular plant. It is a problem which will continue well into the 1980s as electronics products continue their penetration of markets traditionally based on electro-mechanical devices.

The Strowger exchange has a curious history. Its inventor was not, as might be imagined, a highly trained scientist working in a well-equipped laboratory. Almon B. Strowger was a Chicago undertaker whose rival appeared to be getting all the orders for laying out, embalming and subsequent burial. The story goes that he attributed this not to his own lack of skill or even pricing policy but to manual switchboard girls who

directed all enquiries to the rival company. He thought an automatic switchboard not relying on people would ensure getting his share of undertaking work and so he set about inventing one. This was in 1889. By 1912 the Strowger system was in full use and, with only minor improvements, has continued to the present day and beyond.

For although the days of Strowger are clearly numbered the British Post Office will still be taking deliveries of the system until at least 1981 and assuming a service life of 20 years it seems that uniselectors will still be clicking away in the 21st Century. It just shows how a fundamentally sound system can last in the face of much more modern technology. The other example is the carbon granule microphone, virtually unchanged in a hundred years, still used in our telephones. Now the Post Office is searching for a modern electronics replacement, a unit which can be an exact replacement insert but with better and more consistent speech quality.

## Time Scales

We are so frequently overwhelmed with a seemingly endless flow of new inventions and ideas that they seem almost instantaneous. Actually, time scales are often much longer than we imagine. The semiconductor effect was observed in lead sulphide and iron sulphide in 1874. It was 75 years later that the first crude point-contact transistor was made in a laboratory and another 13 years before the transistor found general acceptance in the electronics industry.

With all the present excitement about VLSI we tend to forget that the first MOS LSI circuits, albeit with a modest device count of only 2,500 elements per chip, were available ten years ago.

Some inventions have to wait for technology to catch up. Pulse code modulation (PCM) was proposed in the 1930s but had to wait for the invention of the transistor before becoming a practical proposition. The laser was a fine invention in 1960 but remained for years a scientific toy while waiting for suitable applications to be found.

On the other hand development can be quite rapid once the principles and the learning curve are established. In little more than a decade communications satellites have increased their capacity from 240 duplex voice channels (Intelsat II, 1967) to 12,000 channels (Intelsat V, 1979).

## Speed

State-of-the-art in oscilloscopes was 500MHz bandwidth last year. Now Tektronix has made a huge leap forward in Model 7104 with a bandwidth of 1GHz, allowing direct observation of signals which on less sophisticated equipment are normally invisible. The writing speed of the trace is now an almost incredible 20cm/ns.

To get such performance Tektronix had to improve many aspects of oscilloscope design, not least the CRT itself. As it is virtually a microwave instrument, the p.c.b.s are based on microstrip techniques

and even the interconnections are based on microwave technology to reduce internal mismatches and reflection losses. Costing about £15,000 with an appropriate range of plug-in accessories, it is hardly designed for the impecunious hobbyist. But it will clearly appeal to the professional who can now record the fastest transients on ordinary film rather than the elaborate and cumbersome camera techniques formerly necessary.

Control Data Corporation's Cyber 203 computer, just announced, is also another record-breaker. Six times as fast as its predecessor the 203, using a method named vector processing, performs a handy 100 million calculations per second. The 203 is available in a range of sizes, the largest of which has a memory of two million 64-bit words. Price range is a little under £3 million to almost £6 million. First customer is the United States Air Force for three systems.

## Computer World

Clearly, the big mainframe computers like the Cyber 203 still command a market but today's pioneering area is still in micro-systems for the hobbyist, the small business and education. The United States, trend-setting as ever, now has hundreds of computer stores doing over-the-counter business. In the UK, Commodore is following suit with a dealer network for the Pet computer which is expected to expand to 100 retail outlets this year.

At the recent Microsystems '79 exhibition in London, some 60 firms showed systems costing as little as £100 up to £5,000 or so. Add-on sales are important. According to one market research report people are spending up to twice the initial processor cost on peripherals and other enhancements to their systems.

## VLSI Stakes

GEC-Fairchild, having now appointed its full board of executives, settled on a site at Norton, Cheshire, and with appropriate finance lined up, look like meeting their target date for production next year of general purpose chips for the mass market, as much as two years ahead of Inmos, Britain's other new entrant. A strictly non-nonsense commercial venture, GEC-Fairchild while expecting to employ 1,100 people by mid-1981, will have all assembly work done in the Far East where labour costs are lower. It may seem a pity but necessary if the project is to be successful.

Incidentally, Fairchild has pulled out of the electronic watch business altogether and is cutting back on MPU-based video games. Market instability and low profit margins in the watch game are given as reasons. Fairchild made record sales in 1978, up to \$533 million with profits doubling to \$24.8 million.


Meanwhile, Inmos has been busy recruiting both in the UK and USA. The U.S. headquarters and technology centre are now to be at Colorado Springs. In the UK the Bristol site will be the technology centre but not necessarily the company HQ.



# NEXT MONTH

## SPECIAL WATCH OFFER!

We have been extremely careful with choice of watch—an alarm chrono, with stopwatch and dual time zone facilities. Price, we hope it will fall in the next month so it will be shown on the offer page only, to enable us to fix it at the last possible moment.




## CINE SPEED CONTROLLER

Projectionists! Watch the film instead of the projector with our cine speed controller. Conveniently, this constant speed controller for variable speed projectors, requires no physical modifications to your equipment.

## WORKSHOP P.S.U.


Regulated voltages in discrete steps up to 60V can be simply dialled using thumb-wheel switches. Output current is up to a maximum of 1A with switchable limiting. Overvoltage protection is also included.



**PLUS OHIO SUPERBOARD II REVIEW**

# PRACTICAL ELECTRONICS

OUR JUNE ISSUE WILL BE ON SALE FRIDAY, 11 MAY 1979



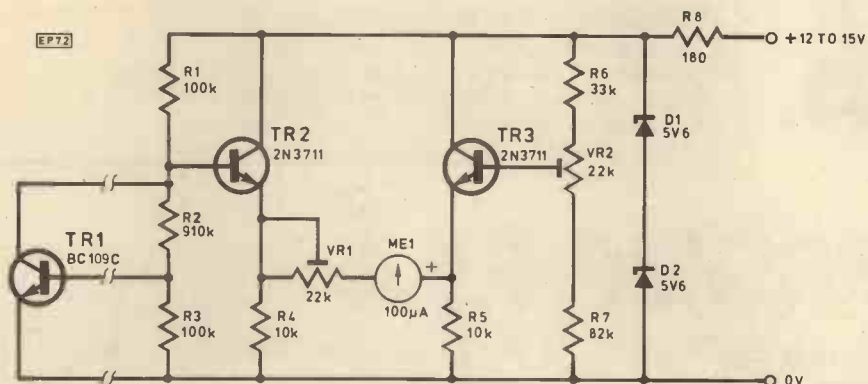
A selection of readers' original circuit ideas. It should be emphasised that these designs have not been proven by us. They will at any rate stimulate further thought.

Why not submit your idea? Any idea published will be awarded payment according to its merits.

Articles submitted for publication should conform to the usual practices of this journal, e.g. with regard to abbreviations and circuit symbols. Diagrams should be on separate sheets, not inserted in the text.

Each idea submitted must be accompanied by a declaration to the effect that it is the original work of the undersigned, and that it has not been accepted for publication elsewhere.

## CHEAP THERMOMETER



**T**HIS inexpensive thermometer gives surprisingly good stability and accuracy despite its simplicity.

The heart of the circuit is TR1, which forms the temperature sensitive probe with its own inbuilt amplification. This stage works in the  $V_{inf}$  multiplier mode, common in power amplifiers, which amplifies its temperature dependent base-emitter voltage to about  $-25\text{mV}/^\circ\text{C}$ . This voltage is then buffered by TR2.

VR2 picks off an offset voltage to bias TR3 such that the voltage between the emitters of TR2 and TR3 is proportional to the temperature. ME1 and VR1 form a voltmeter to measure this voltage.

TR2 and TR3 should be glued together for thermal tracking. The supply voltage is regulated by R8, D1 and D2. The use of a high voltage Zener diode is avoided because of its inherent temperature sensitivity. The metering unit is thus fairly free from temperature dependence enabling the probe alone to determine the meter deflection.

The probe should be connected to the metering unit via a suitable heat resistant cable. The leads of TR1 should be encapsulated in a silicon adhesive.

VR2 is adjusted so that the meter reads 0 with the probe in melting ice. VR1 is then adjusted so that the meter reads full

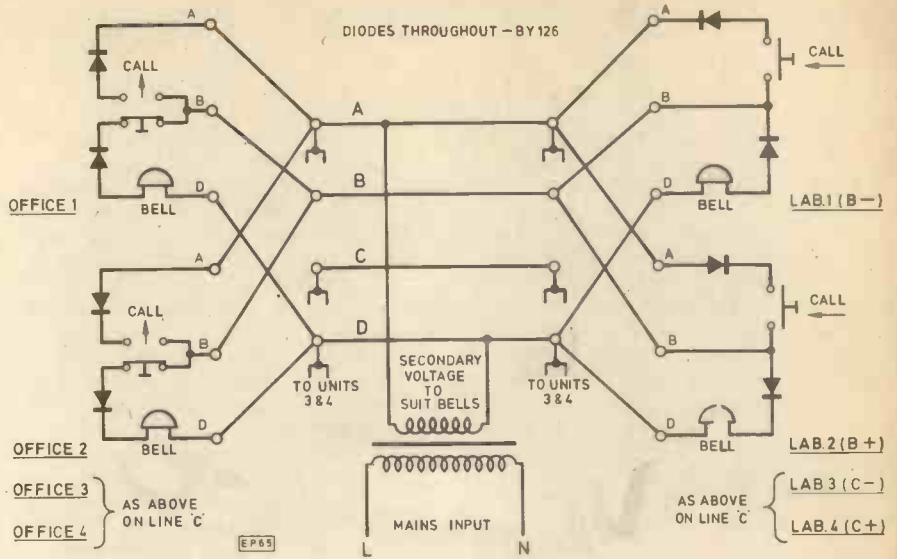
scale with the probe in boiling water. The meter scale will then be linear, reading 0 to  $100^\circ\text{C}$ .

P. R. Williams,  
Stevenage,  
Herts.



# 4 WIRE-8 WAY BELL SYSTEM

WE have four offices, each associated with one of four laboratories some distance away. Each lab and office has a pair of phones on the same extension number, and my bell system is used mainly to call the phones on the other end of the 'pair'. The bell system is, of course, not electrically connected to the phones. It can be seen that two of the four wires are the power lines and are fed (at any convenient point in the system—ours is fed in one of the labs) with an a.c. voltage to suit the chosen bells or buzzers. The other two calling lines are steered to the appropriate bells by diodes, thus each bell receives half wave rectified a.c. when its calling line is connected to the supply line via a diode of corresponding polarity. Only two pairs of units are shown on the circuit diagram—the other two pairs are identical, but use calling line C. The office



units are shown with change-over push buttons—wired this way, the local bell does not ring when the push button is pressed. The lab units are shown with simple s.p.s.t. buttons—wired this way, each push would ring the bell at both ends of the line at once.

If line D is made an earth return, then the circuit becomes a 'three wire eight way' bell system!

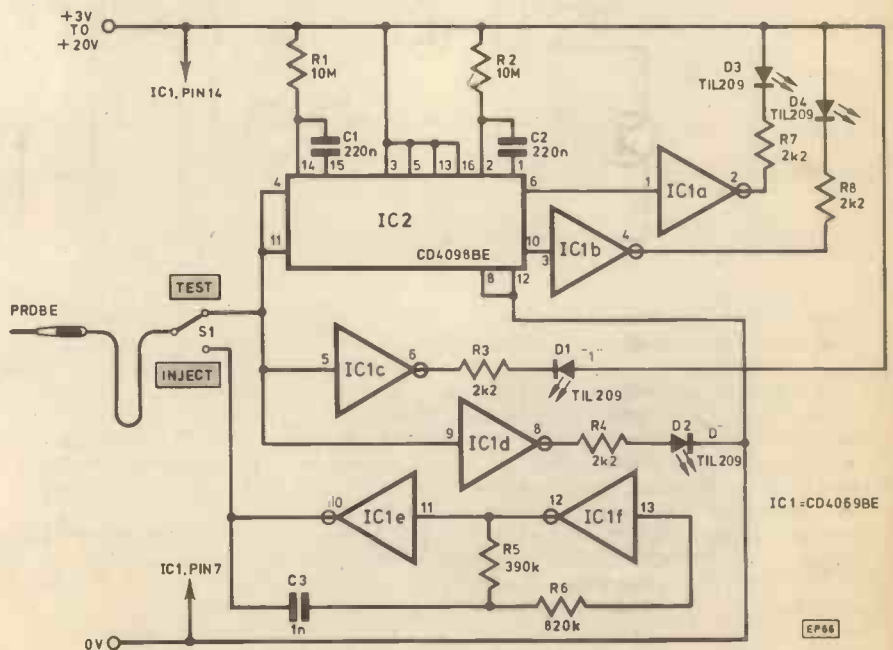
C. P. Finn,  
Southwood Park,  
Beverley.

# CMOS LOGIC PROBE

THE probe employs two 'B' type CMOS integrated circuits to provide a comprehensive logic probe together with a square-wave signal injector. Four light-emitting diodes show the state of the circuit under test. D1 indicates a logic level '1', whilst D2 indicates a logic level '0'. These two are isolated from the external circuit via inverters.

Any logic pulses fire IC2, a dual monostable multivibrator. Positive pulses fire monostable 'a' which feeds D3, whilst negative pulses fire monostable 'b' which feeds D4. Thus a continuous wave-train will light all four. S1 switches between the logic test function and the signal inject function. The signal injector is formed from the two spare inverters in IC1, and oscillates at approximately 1kHz.

D. P. Akerman,  
Coventry.





# VARITONE STYLOPHONE

HERE IC1 is connected as an oscillator with a frequency determined by the presets. By touching the probe onto the printed circuit board's "keys" (shown in the etching detail), which are connected to their corresponding presets, IC1 is made to give a frequency of between B<sup>b</sup>7 (3729Hz) and G<sup>9</sup> (12,544Hz). This squarewave signal is fed into IC2, a CMOS binary divider with its outputs connected to rotary switch S1, which selects the octave required and feeds the signal through TR2, via a volume control potentiometer. The amplified note now passes through a loudspeaker, giving a musical sound. Any number of keys may be included, providing there is a preset to tune each note.

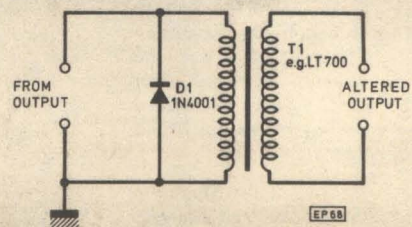

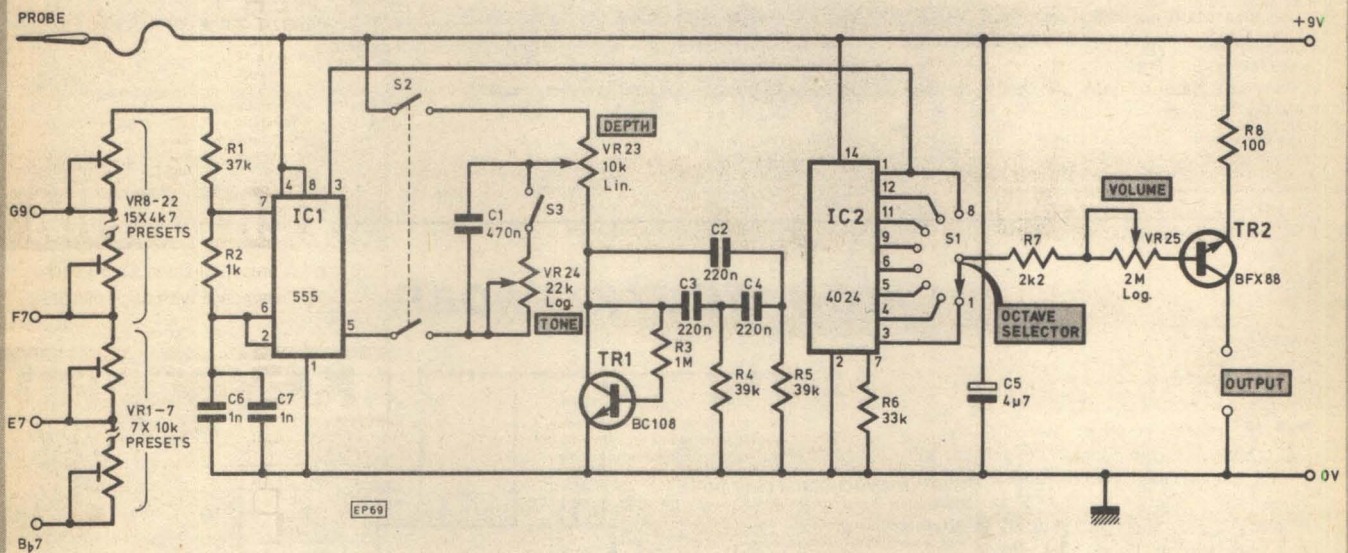
A tremolo effect is added using the circuit around TR1, which provides a 6Hz modulation of variable depth when fed into pin 5 of IC1. Some interesting effects may also be obtained using the "tone control" potentiometer. However, this does alter the pitch of the note produced, and so a switch is included to disconnect it in normal operation.

The squarewave tone output may be modified by passing it through an audio transformer T1 as shown, D1 being required to soak up any back e.m.f. from the windings. The modified output has a harsher quality than the plain squarewave sound.

The instrument is tuned using the fifteen 4.7 kilohm and seven 10 kilohm presets

connected in series. They should be adjusted to tune the notes starting at the highest and working down the scale.

T. J. Barker,  
Reigate,  
Surrey.







# SOUTHEAST ENGLAND'S ELECTRONICS CENTRE

**PHILIPS GM 6001**  
20 HZ - 1000 MHZ

**VVM**

We are now able to offer this superb compact VVM at an even lower price.

Original specifications  
1v-300v AC  
300mv-1000v DC  
1Ω-1000MΩ resistance  
Input Z  
0.3v range 10MΩ  
1v range 30MΩ  
All others 100MΩ

Features include:  
Large readable meter, switchable centre zero, lightweight, supplied complete with manual and mains plug, believed in good condition but untested.

**NEW LOW PRICE**  
Less AC probe circuit shown in manual, only

**£20.00**  
+ p.p. £1.75



**OPEN MONDAY-SATURDAY 9am-5.30pm**

**OPTO SMASH!**

TIL 302/MAN 7 7 segment LED readout common anode direct drive (via resistors) from 7447 £1-10 each  
TIL 119/OC72 Darlington opto isolator 3 for £1.00.

**SAVE THAT SPACE! THICK FILM RESISTOR NETWORK 7x100Ω resistor in DIL pack. Ideal for use with 7 seq. displays etc. 4 for £1-00.**

TIL305 0.3 7 x 5 matrix LED alphanumeric readouts £4.75 each.

**PHOTO TRANSISTOR**  
Fairchild FPT-100 NPN silicon 30v 25ma. 4 for £1.00.

In stock now test equipment, microprocessors, teletypes, transformers, power supplies, scopes, sig gen's, motors, peripheral equipment, I.C.'s, tools, components, variacs, keyboards, transistors, microswitches, V.D.U.'s sub-assemblies + thousands of other stock lines. Just a mere fraction of our vast range, is displayed below: 100's of bargains for callers.

**LOGIC STATE TESTER**

Yet another tremendous buy, this surplus P.C.B. consists of 12 in line LED's mounted on a board 10" x 3 1/2". 7 CMOS IC's transistor and resistor arrays are wired as a superb "Logic State Tester". It will accept, store and display a serial data word of up to 12 bits wide. We have obtained the circuit and can offer this complete with applications guide for only

**£4.25**

**HOW TO GET HERE**  
Victoria or London Bridge to East or West Croydon.  
1 minute from West Croydon Bus and Rail Stations.  
25 minutes Gatwick Airport.

**TEST EQUIPMENT**

**OSCILLOSCOPES**

Tektronix 545 A double beam DC - 25MHz fast risetime complete with C.A. plug in **£195.00**  
Marconi TF1330 dual input DC - 15MHz IV/CM £126.00  
Marconi TF2200 double beam DC - 33MHz complete with 2 plug ins **£215.00**  
Hewlett-Packard 105B double beam 100MHz sampling, complete with probes **£240.00**  
Solartron CD568 single beam **£55.00**  
Many other scopes ex-stock from **£25.00**

**SIGNAL GENERATORS**

Marconi TF867 15KHZ-30MHZ **£80.00**  
Marconi TF801B/3/5 12-485MHZ **£140.00**  
Airmec 204 0-320MHZ AM-FM **£125.00**  
RBS SLSV BN 41002 25-480MHZ **£160.00**  
RBS Sweep Generator 50KHZ-12MHZ **£225.00**  
RBS SMLM BN4105 power sig. gen. 30-310MHZ **£140**

**DISPLAY I.C. AND TRANSISTOR BARGAINS NEVER CHEAPER**

All I.C.'s and Transistors by well known manufacturers and fully guaranteed. No fall outs. Comprehensive data on I.C.'s 12p per type.

2N4351 N channel MOS FET,  
2N4352 P channel MOS FET,  
95p each £1.50 per pair.

**HIGH VOLTAGE NPN POWER SWITCHING transistors 8Vbeo 600v 8Vbeo 500v 8Vbeo 5v 1c 5amps P 125 watts HFE 60 typ ft 2.5 mhz ideal invertors, etc. T03 £1.50 each 4 for £5.00.**  
BF258 NPN 250v @ 200 ma 40p each 3 for £1-00.

A.E.I. power TRIACS 10 amp 400v ready mounted on 2 1/2" x 2 1/2" heatsink 95p each 4 for £3-50.

I.R. BSB01 2.5 amp 100v bridge rec. P.C. mount long leads. 30p each 4 for £1-00.

IN4998 4 amp 100v P.C. mount diodes Long leads 12p each 10 for £1-00.

LM309K + 5v 1.2amp regulator £1.00 each. 6 for £5.00.

E.C.C. 1.6 amp 400v triacs 35p each 4 for £1-00.

2N1671B unijunction 450mw 30v 45p each 3 for £1-00.

IN4004-SD4 1 amp 400v diodes 6p each 20 for £1-00.

I.R. 10 AMP BRIDGE RECS. 200 volt working. £1-00 each.

2N3001 30 volt 350 ma S.C.R. T018 20p each 6 for £1-00.  
LM380N-SL6051 14 D.O.L.L. 2 watt A.F. amp. 75p each 8 for £5-00.  
CA30288 DC-120 MHZ differential/cascode amp £1-00 each 3 for £2-50.  
TMS3114 DUAL MOS 128 bit static shift reg. DC-2.5mhz £1-75 each 4 for £5-00.  
EM5 4050 4096 x 1 dynamic ram £4-75 each 8 for £30-00.  
NE555 10 for £2-40  
GE424 zero voltage switch, triac SCR relay driver T05 can £1-00 each 7 for £5-00.  
CA3011 20MHZ wideband amp T099 case 60p each 2 for £1-00.  
FSA 2719 8 diodes IN4148-IN914 type in 16 D.I.L. pack all independently connected 35p each 4 for £1-00.  
FPQ3725 4 NPN 50v 500ma silicon transistors in 14 D.I.L. pack 65p each 2 for £1-00.  
TEXAS LOW PROFILE I.C. SOCKETS 14 DIL 14p each 9 for £1-00  
22 DIL 25p each 5 for £1-00  
24 DIL 30p each 4 for £1-00  
2N5109 R.F. power output 400ma 2.5 watts up to 1200 mhz T05 70p each 2 for £1-00.  
AF279 low noise P.N.P. germanium up to 780mhz 30p each 4 for £1-00.  
2N4304-WM720 F.E.T. transistor. 35p each 4 for £1-00.

**M.P.U. CORNER**

**SAVE £120 TANDY TRS 80 MEMORY UPDATE**

Update your new or existing TRS 80 from 4K to 16K of RAM. Install your own chips and save £120.00. Kit complete with instructions and 8 x 16K full spec. devices. Simple plug-in and jumper change no soldering.

**£108**

TRS 80 software now in stock. Programs include: Micro Chess, Space Fighter, Startrek 3, etc. S.A.E. for list.

**RACAL SUPERGRADE CIO CASSETTES**

screw fixing, complete with library cases, 2 for £1.00, 10 for £4.50, p + p 70p.  
Self-adhesive die cut Cassette labels 20 for £1.00.

**POWER SUPPLY UNITS**

**5 VOLT 2.5 AMP T.T.L. P.S.U.**

Made for T.T.L. this compact ex-computer systems unit features a 10 amp transformer with D.C. outputs of 5 volts @ 2.5 amps and 7.5 volts @ 5 amps. The 5 volt output is fully regulated and smoothed and has electronic current limiting. May be easily modded for 5 volts @ 7.8 amps, believed working but untested.

Complete with circuit **£7.25** p.p. £1-50

**MISCELLANEOUS**

RBS BN1523 UHF test receiver £200  
RBS BN1523 Selective Microvoltmeter 10KHZ-30MHZ **£175.00**  
Marconi TF1020A/IX 50Ω wattmeter, dual range, 0-50, 80-100 watts **£55.00**

**MULLARD + PLESSEY HY-GRADE SMOOTHING CAPS**

1500 mF 100v Screw Term **50p\***  
3300 mF 63v Screw Term **60p\***  
4500 mF 25v Screw Term **60p**

\*Ex equipment but tested

**SEMICONDUCTOR 'GRAB BAGS'**

Amazing value mixed semiconductor, include transistors, digital, linear I.C.'s, triacs, diodes, bridge recs. etc. etc. All devices guaranteed brand new, full spec. with manufacturers markings, fully guaranteed.

50 + BAGS **£2.75** 100 + BAGS **£4.95**

**MUFFIN FANS**

ideal equipment cooling etc. tested, ex-equipment.

240v 50-60 HZ **£5.75** + p.p. 40p  
110v 50-60 HZ **£4.75** + p.p. 40p

**ELECTRONIC COMPONENTS & EQUIPMENT**

**66% DISCOUNT**

Due to our massive bulk purchasing programme which enables us to bring you the best possible bargains, we have thousands of I.C.'s Transistors, Relays, Cap's., P.C.B.'s, Sub-assemblies, Switches, etc. etc. surplus to our requirements. Because we don't have sufficient stocks of any one item to include in our ads., we are packing all these items into the "BARGAIN PARCEL OF A LIFETIME". Thousands of components at giveaway prices! Guaranteed to be worth at least 3 times what you pay plus; we always include something from our ads. for unbeatable value!! Sold by weight

7lb **£ 4-75** 14lb **£ 7-50**  
28lb **£12-75** 56lb **£21-00**

PLEASE ADD P + P £1.00

**ULTRA 0.1" EDGE CONNECTORS.** Open ended, easily cut, 39 way double sided 75p each. 78 way single sided **£1.50** each.

**PLESSEY EDGE STACKABLE DECADE SWITCHES** Gold plated contacts, dimensions 2 x 2 x 3/8 80p each 8 for £5.00.

**AMPHENOL 50Ω BNC chassis socket** single hole fixing 45p each

**C90 Audio Cassettes** screw type construction 40p each 3 for £1-00.

Scotch 215 Long Play Tape Brand new "i" low noise on 1200' 5 1/2" spools **£1-50** each 4 for £5-00 + P.P. 45p

1000 Watt fully shrouded auto transformers term. block connections **£13-75** + P.P. £2-25

Bulbs 24v 14 watt white frosted S.B.C. 8 for £1-00.

S.B.C. Bulb Holders All steel cad plated panel mount easily fixed via nut and round hole. Ideal disco displays, scoreboards etc. 4 for £1-00.

Xtal filters S.E.1 QC1121/B miniature low insertion loss P.C. mount C.F. 10.7 mhz with B.W. of 7.5 khz 2000 Ω imp in-out Brand new at **£7-50**.

**Heavy Duty Flat Insulated Earth Braid** 80-100 amp braided tinned copper in heavy clear P.V.C. sheath 40p per metre **£5-00** for 15 metres P.P. 8p per metre.

**BULGIN** miniature 6 way male chassis mount socket and matching shrouded free plug. 60p each 2 for £1-00.

Red L.E.D.'s full spec. 0.2" 12p each 10 for £1-00.

Dynamic Stick Mics 600 Ω with built in on/off switch complete with lead and min. jack plug **£1-00** each

**T05 HEATSINKS "Thermaloy"** black anodised press on aluminium finned type. 15p each 10 for £1-00.

**MANY HUNDREDS OF TRANSFORMERS IN STOCK - SEND SAE FOR LIST**

**HARDWARE PACK** Don't be stuck for the right nut and bolt for the job. Pack contains B.A. Metric, Unified, Self Tap, etc. nuts, bolts, screws, washers, etc. in brass bronze and steel. All steel items plated. Average contents 400-600 pieces, sold by weight, 2-lb bag **£2.50**

**4CX250B**

New and Boxed **£15.00** each

Where cost of post and packing not indicated please add 25p per order. Collection saves cost of postage but if collecting please telephone to check availability.

We are always interested in buying P.C.B.'s surplus components, test equipment, valves, etc. Phone for details

**CRYSTALS**

FREQUENCY	CASE	£2.25
100 KHZ	B7G	£2.25
250 KHZ	B7G	£2.25
2.50 MHZ	HC18/U	£2.00
5.00 MHZ	HC18/U	£2.00
10.25 MHZ	HC18/U	£2.00
11.2 MHZ	HC18/U	£2.00
33.399 MHZ	HC18/U	£2.00

Standard U.A.R.T. Xtal 38.40 KHZ for 2400, 1200 baud etc. **£2.75\***  
Send S.A.E. for Xtal list.

**VERBATIM**

Soft Sected Mini-Disks **£3.50** each.

**FREE** library case with pack of 10

50p p.p. on 10 pack

**KEYBOARD**

A special bulk purchase enables us to offer the above Keyboard at a lowest ever price. 49 coded keys enclosed into a direct TTL compatible 7 bit output. Features such as delayed strobe, 5 volt D.C. single rail operation and rollover protection make this an absolute must for the MPU constructor! Supplied complete with connection diagram and edge connector, at a secondhand "no time to test" price of only

**£18.50** P.P. £1-50

**INTEL 4004 MPU**

Intel 4 bit MPU chip complete with data

**£3.75** each

**HIGH EFFICIENCY SMITHS RADIAL BLOWERS**

Are your hot parts sweltering? Then keep them cool with our high efficiency radial snail type blowers. Made by Smiths, designed for continuous use in expensive electronic equipment very powerful and quiet, gives massive air flow to prolong component life and reliability. Easily mounted, air aperture 2 1/2" x 3". Ideal linears etc.

Please state 240v or 110v operation. 50hz only.

**BRAND NEW**  
**£4.25** P.P. £1-10

**MINIATURE SNAIL BLOWER**

This superb "little" blower, imagined as a cube measures only 3 1/2" x 3 1/2" x 3 1/2" with a 1 1/2" x 1 1/2" air output aperture. Almost silent running, ideal for miniature projectors, computers, P.S.U.'s etc. Brand new at only

Please state 110v or 240v operation.

**£3.99** + p.p. 55p.

**ONE INCH NUMERIC DISPLAYS**

This fine example of modern miniature optical engineering consists of a 12 lamp and lens system constructed to project numerals between "0" and "9" and a "+" and "-" sign onto an opaque screen to give extremely legible, rounded characters of up to 1" in height. Features easily replaceable 6 volt bulbs, changeable negative for different character fonts. Dimensions 1 1/2" x 1 1/2" supplied complete with bulbs and plug in carrier. Ex- equipment

**£1.00**

**ELECTRONICS**

103 Tamworth Road Croydon CR9 1SG 01 688 1833

MAIL ORDER INFORMATION:  
All prices inclusive of VAT. Cash with order. Minimum order value £11-00. Postage quoted for UK only. Bona Fide account orders minimum £10-00. Export and trade enquiries welcome. Orders despatched same day where possible. Access and Barclaycard welcome.

# TRAIN FOR SUCCESS

in Radio, Television & Electronics

ICS have helped thousands of ambitious people to move up into higher paid more secure jobs in the field of electronics - now it can be your turn. Whether you are a newcomer to the field or already working in the industry, ICS can provide you with the specialised training so essential to success.

## Personal Tuition and Guaranteed Success

The expert and personal guidance by fully qualified tutors, backed by the ICS guarantee of tuition until successful, is the key to our outstanding record in the technical training field. You study at the time and pace that suits you best and in your own home. In the words of one of our many successful students: "Since starting my course, my salary has trebled and I am expecting a further increase when my course is completed."

## City and Guilds Certificates

Excellent job prospects await those who hold one of these recognised certificates. ICS can coach you for:

- Telecommunications Technicians
- Radio, T.V. Electronics Technicians
- Technical Communications
- Radio Servicing Theory
- Radio Amateurs
- Electrical Installation Work
- Also MPT Radio Communications Certificate

## Diploma Courses

Colour T.V. Servicing  
Electronic Engineering & Maintenance  
Computer Engineering and Programming  
Radio, T.V. and Audio, Engineering & Servicing  
Electrical Engineering, Installations & Contracting

## Other Career Courses

A wide range of other technical and professional courses are available including GCE.

**FREE BOOK**

Post this coupon or 'phone today for free ICS careers guide.

Name \_\_\_\_\_

Address \_\_\_\_\_

Age \_\_\_\_\_

**ICS**

To ICS, Dept. G273, Intertext House,  
London SW8 4UJ  
or telephone 01-622 9911 (all hours)

**STEREO PRE-AMPLIFIER BOARD**, Tone Control Board, Filter Board from 60 + 60 wait Hi-Fi Amplifier with suggested assembly and circuits @ £3.50.  
PNP VERSION OF 2N 3055 BDX 94 @ 75p each.  
100 MINIATURE DIODES CV 9637 with preformed leads @ 50p.  
POLYSTYRENE CAPACITORS suffix type 12, 15, 20, 25, 30, 50, 56, 100, 120, 1000pf. All at 20p doz.  
WIRE ENDED CRYSTALS 28KHz, 28.5KHz, 31.5KHz. All at 50p each.  
TRANSISTORS BC 183, BC 548, BC 549. All 10p, 6 for 50p.  
McMURDO 8 PIN PLUG @ 20p, 8 PIN SOCKET @ 20p, COVER @ 15p.  
3 GANG VARIABLE CAPACITOR 25 + 25 + 25pf @ 75p.  
10 Amp S.C.R.'s 100 PIV @ 25p, 400 PIV @ 50p, 800 PIV @ 60p.  
400mW ZENERS unmarked Good 3.6v, 6.8v, 10v, 11v, 12v, 13v, 16v, 18v, 24v, 30v, 33v, 36 volt. All at 10 for 40p.  
GLASS WIRE ENDED MERCURY SWITCHES @ 25p.  
MC 3340 ATTENUATOR I.C. with data @ 50p.  
X BAND GUNN DIODES with data @ £1.65 each.  
MINIATURE ROTARY SWITCHES 3 Pole 3 way @ 40p, 2 Pole 4 way @ 20p, 1 Pole 10 way 2 Bank @ 40p.  
10 WATT ZENERS 18v, 33v, 57v, 100 volt. All 30p each.  
DIE CAST ALLOY BOXES 6" x 4" x 2" @ £1.15.  
TUBULAR TANTALUM CAPACITORS 2.2uf 20v.w., 68uf 15v.w., 100uf 20v.w., 150uf 20v.w. All at 5p each.  
10 MULTI-TURN TRIM-POTS Assorted for 60p.  
50 BC 107-8-9 TRANSISTORS assorted untested @ 57p.  
ELECTROLYTIC CAPACITORS 2240uf 40v.w. @ 40p, 3300uf 63v.w. @ 50p, 4500uf 25v.w., 6400uf 25v.w. @ 25p.  
UNIUNION TRANSISTORS 2N 4871 @ 22p, 2N 6028 @ 25p, 2N 6029 @ 25p, MEU 21 @ 22p, MU 4894 @ 22p, 4JDE29 @ 22p, TIS 43 Type @ 22p.  
30 ASSORTED 10XAI CRYSTALS @ £1.10, 20 FT 243 CRYSTALS assorted @ £1.50, 20 FT 241A CRYSTALS assorted @ £1.10.  
MULLARD TAA 320 M.O.S.T. PRE-AMPLIFIERS I.C. with circuits @ 35p.  
PLASTIC BC 107, BC 108, BC 177 TRANSISTORS Rp, 10 for 60p.  
MULLARD STRIPLINE 800 MHz NPN BF 362 @ 25p.  
200 ASSORTED 1/4 watt RESISTORS for 75p.  
50 2 WATT ASSORTED ZENERS untested @ 57p.  
600 MHz 8 DIGIT FREQUENCY COUNTER @ £115.  
MAINS TRANSFORMERS 240 volt input. Type 1. 24 volt tapped at 14 volt 1 amp @ £1.30 (P&P 25p), Type 2. 22-0-22 volt 500mA @ £1.60 (P&P 25p), Type 3. 45 volt 6 amp @ £4.60 (P&P 95p), Type 4. 20 volt 1 amp twice 10 volt 1 amp twice @ £4.50 (P&P 95p), Type 5. 45 volt 2 amp 45 volt 500 mA @ £3.50 (P&P 85p), Type 6. 16 volt 2 amp @ £1.60 (P&P 25p), Type 7. 24 volt 1.75 amp @ £1.60 (P&P 25p), Type 8. 30 volt 1 amp @ £1.60 (P&P 25p), Type 9. 13-0-13 volt 1 amp @ £1.60 (P&P 25p), Type 10. 22 volt 500 mA @ 88p (P&P 20p), Type 11. 12 volt 100 mA @ 88p (P&P 20p), Type 12. 22 volt 1 amp, 7.5 volt 500 mA, 6v 1 amp @ £1.60 (P&P 25p), Type 13. 16.5 volt 1 amp @ £1.60 (P&P 25p), Type 14. 12 volt 1 amp @ £1.60 (P&P 25p), Type 15. 32-0-32 volt 500 mA @ £1.60 (P&P 25p).

Please add 20p for post and packing, on U.K. orders under £2, unless stated otherwise. Overseas post at cost.

**J. BIRKETT**  
RADIO COMPONENT SUPPLIES  
25 The Strait, Lincoln LN2 1JF Tel. 20767



4 1/2 in x 3 1/2 in METER. 30µA, 50µA or 100µA, £6.40. 19p P. & P.

### MICROPHONES FOR TAPE RECORDERS

DM228R 200 ohm with 3-5 and 2-5mm Jack Plugs £1.66  
DM229R 50K with 3-5 and 2-5mm Jack Plugs £2.20  
DM18D 200 ohm with 5 and 3 pin Din Plugs £1.95  
Postage on above microphones 11p



### CARDIOID DYNAMIC MICROPHONE

Model UD-130 Frequency response 50-15,000c/s. Impedance Dual 50K and 600 ohms. £8.02. 26p P. & P.

2in x 2in meters 500µA, £3.65. 16p P. & P.

60 x 45mm meters 50µA, 100µA, 500µA and 1mA VU meter, £6.16. 11p P. & P.

6V BUZZERS. 50mm diameter 30mm high, 52p. 15p. P. & P.

### MULTI-METER

Model IT1-2  
20,000 ohm/volt.  
£12.32.  
33p P. & P.



**TRANSFORMERS** Primary 240V  
6-0-6V 100mA £0.75  
9-0-9V 75mA £0.75  
12-0-12V 50mA £0.85  
12-0-12V 100mA £1.05  
Post on above transformers 30p.  
9-0-9V 1A £1.80  
12-0-12V 1A £2.15  
15-0-15V 1A £2.36  
30-0-30V 1A £3.10  
6-3V 1 1/2A £1.80  
6-0-6V 1 1/2A £2.20  
Post on above transformers 45p.

All above prices include V.A.T. Send 40p for new fully illustrated catalogue, S.A.E. with all enquiries. Special prices for quantity quoted on request.

**M. DZIUBAS**

158 Bradshawgate · Bolton · Lancs. BL2 1BA




# STEVENSON

## Electronic Components

### SWITCHES

Subminiature toggle. Rated at 3A 250V.  
 SPDT 65p SPDT centre off 70p  
 DPDT 75p DPDT centre off 90p



Standard toggle.

SPST 34p DPDT 48p

Wavechange switches.

1P12W, 2P6W, 3P4W or 4P3W all 37p each.

Miniature switches (non-locking)

Push to make 15p Push to break 20p

Slide Switches (DPDT)

Miniature 14p Standard 15p



### REGULATORS

78L05 30p	7805 60p	79L05 70p	7912 80p
78L12 30p	7812 60p	79L12 70p	7915 80p
78L15 30p	7815 60p	7905 80p	LM723 35p

### HARDWARE

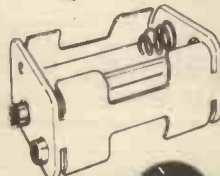
#### HEATSINKS

TO18 and TO5 push on type 9p  
 TO220 20p  
 TO3 22p



#### BATTERY HOLDERS

To hold 4 HP7 batteries, square and long types 20p  
 PP3 clip 6p



#### CONTROL KNOBS

Ideal for use on mixers etc. Push on type with black base and marked position line. Cap available in red, blue, green, grey, yellow and black 14p



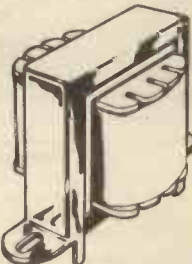
#### TERMINALS

Rated at 10A. Accepts 4mm plug, black, blue, green, brown and red 27p



#### LOUDSPEAKERS

56mm dia. 8 ohms	70p
64mm dia. 8 ohms	75p
64mm dia. 64 ohms	75p
70mm dia. 8 ohms	100p
70mm dia. 80 ohms	110p



### MINIATURE TRANSFORMERS

240 Volt Primary

Secondary rated at 100mA.  
 Available with secondaries of: 6 · 0 · 9, 9 · 0 · 9 and 12 · 0 · 12. 92p each

We now have an express telephone order service. We guarantee that all orders received before 5pm. are shipped first class on that day. Contact our Sales Office now! Tel: 01-464 2951/5770.

**ORDERS DESPATCHED BY RETURN POST**

Quantity discounts on any mix TTL, CMOS, 74LS & Linear circuits: 25+ 10%, 100+ 15%. Prices VAT inc. Please add 30p for carriage. Callers welcome. Official orders accepted.

BARCLAYCARD & ACCESS WELCOME



Mail orders to STEVENSON (Dept PE)

### TRANSISTORS

AC127 17p	BCY71 14p	ZTX109 14p
AC128 16p	BCY72 14p	ZTX300 16p
AC176 18p	BD131 35p	2N697 12p
AD161 38p	BD132 35p	3N1302 38p
AD162 38p	BD135 38p	2N2905 22p
BC107 8p	BD139 35p	2N2907 22p
BC108 8p	BD140 35p	2N3053 18p
BC109 8p	BF2448 36p	2N3055 50p
BC147 7p	BFY50 15p	2N3442 135p
BC148 7p	BFY51 15p	2N3702 8p
BC149 8p	BFY52 15p	2N3704 8p
BC148 8p	BFY52 15p	2N3705 9p
BC148 9p	MJ2955 98p	2N3706 9p
BC177 14p	MPSA06 20p	2N3708 8p
BC178 14p	MPSA56 20p	2N3819 22p
BC179 14p	TIP29C 60p	2N3904 8p
BC182 10p	TIP30C 70p	2N3905 8p
BC182L 10p	TIP31C 65p	2N3906 8p
BC184 10p	TIP32C 80p	2N4058 12p
BC184L 10p	ZTX107 14p	2N5457 32p
BC212 10p	ZTX108 14p	2N5458 30p
BC212L 10p		2N5459 32p
BC214 10p		2N5777 50p

### DIODES

BC214L 10p	1N914 4p	1N4148 3p
BC277 19p	1N4001 4p	1N5401 13p
BC148 9p	1N4002 4p	1N5402 15p
BC478 19p	1N4004 5p	1N5404 16p
BC479 19p	1N4006 6p	1N5406 18p
BC548 10p		
BCY70 14p	BZY88 series 2V7 to 33V 8p ea.	

### LINEAR

THIS IS ONLY A SELECTION!

709 25p	LM324 50p	NE555 25p
741 22p	LM339 50p	NE556 60p
747 50p	LM380 75p	NE567 170p
748 30p	LM1830 150p	SN76003 200p
CA3046 55p	LM3909 60p	SN76013 140p
CA3080 70p	MC1496 60p	SN76023 140p
CA3130 90p	MC1458 35p	SN76033 200p
		SN76477 220p
		TBA800 70p
		TDA1022 650p
		ZN414 75p

### CAPACITORS

**TANTALUM BEAD** each

0.1, 0.15, 0.22, 0.33, 0.47, 0.68, 1 & 2.2uF @ 35V 9p  
 4.7, 6.8, 10uF @ 25V 13p  
 22 @ 16V, 47 @ 6V, 100 @ 3V 16p

**MYLAR FILM**

0.001, 0.01, 0.022, 0.033, 0.047, 0.068, 0.1 3p  
 0.068, 0.1 4p

**POLYESTER**

Mullard C280 series

0.01, 0.015, 0.022, 0.033, 0.047, 0.068, 0.1 5p  
 0.15, 0.22 7p  
 0.33, 0.47 10p  
 0.68 14p  
 1.0uF 17p

**CERAMIC**

Plate type 50V. Available in E12 series from 22pF to 1000pF and E6 series from 1500pF to 0.047uF 2p

**RADIAL LEAD ELECTROLYTIC**

63V	0.47	1.0	2.2	4.7	10	5p
			22	33	47	7p
100						13p
			220			20p
25V	10	22	33	47		5p
100						8p
			220			10p
				470		15p
1000						23p

### CONNECTORS

**JACK PLUGS AND SOCKETS**

	screened	unscreened	socket
2.5mm	9p	13p	7p
3.5mm	9p	14p	8p
Standard	16p	30p	15p
Stereo	23p	36p	18p

**DIN PLUGS AND SOCKETS**

	plug	chassis socket	line socket
2pin	7p	7p	7p
3pin	11p	9p	14p
5pin 180°	11p	10p	14p
5pin 240°	13p	10p	16p

**1mm PLUGS AND SOCKETS**

Suitable for low voltage circuits, Red & black. Plugs: 6p each Sockets: 7p each.

**4mm PLUGS AND SOCKETS**

Available in blue, black, green, brown, red, white and yellow. Plugs: 11p each Sockets: 12p each

**PHONO PLUGS AND SOCKETS**

Insulated plug in red or black	9p
Screened plug	13p
Single socket	7p Double socket 10p

### 74LS

LS00 16p	LS73 29p	LS157 80p
LS01 16p	LS74 29p	LS157 45p
LS02 16p	LS75 44p	LS164 90p
LS03 16p	LS76 35p	LS174 60p
LS04 16p	LS78 35p	LS175 60p
LS08 16p	LS83 60p	LS190 80p
LS10 16p	LS85 70p	LS192 70p
LS13 30p	LS86 33p	LS193 70p
LS14 70p	LS90 45p	LS196 80p
LS20 16p	LS93 45p	LS251 60p
LS30 16p	LS95 65p	LS257 55p
LS32 24p	LS123 56p	LS258 55p
LS37 26p	LS125 40p	LS266 40p
LS40 22p	LS126 40p	LS283 60p
LS42 53p	LS132 60p	LS290 55p
LS47 70p	LS136 36p	LS365 45p
LS48 48p	LS138 54p	LS366 45p
LS54 16p	LS139 50p	LS367 45p
	LS151 50p	LS368 45p
	LS153 50p	LS386 35p
	LS155 80p	LS370 180p

### TTL

7400 12p	7454 14p	74132 50p
7401 12p	7473 25p	74141 56p
7402 12p	7474 25p	74148 90p
7404 12p	7475 32p	74150 50p
7408 14p	7476 28p	74151 50p
7410 12p	7485 70p	74156 52p
7413 25p	7489 145p	74157 52p
7414 48p	7490 32p	74164 70p
7420 12p	7492 35p	74165 70p
7427 24p	7493 34p	74170 125p
7430 12p	7494 52p	74174 68p
7442 43p	7495 52p	74177 58p
7447 55p	7496 50p	74190 72p
7448 58p	74121 25p	74191 72p
	74122 33p	74192 64p
	74123 40p	74193 64p
	74125 35p	74196 65p
	74126 35p	74197 55p

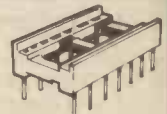
### CMOS

4001 15p	4018 65p	4050 28p
4002 15p	4023 15p	4066 40p
4007 15p	4024 45p	4068 20p
4011 15p	4026 95p	4069 16p
4013 35p	4027 35p	4071 16p
4015 60p	4028 52p	4075 16p
4016 35p	4029 60p	4093 48p
4017 55p	4040 68p	4510 70p
	4042 54p	4511 70p
	4046 100p	4518 70p
	4049 28p	4520 65p

FULL DETAILS IN CATALOGUE!

### SKTS

Low profile by Texas



8 pin 10p 16 pin 13p 28 pin 28p  
 14 pin 12p 24 pin 24p 40 pin 40p

Soldercon pins: 100:50p. 1000:370p

### OPTO

LEDs 0.125in. 0.2in

Red	TIL209	TIL220	9p
Green	TIL211	TIL221	13p
Yellow	TIL213	TIL223	13p

Clips 3p 3p

**DISPLAYS**

DL704	0.3 in CC	130p
DL707	0.3 in CA	130p
FND500	0.5 in CC	100p

### RESISTORS

Carbon film resistors. High stability, low noise 5%.

E12 series. 4.7 ohms to 10M. Any mix:

0.25W	each	100+	1000+
0.5W	1p	0.9p	0.8p
	1.5p	1.2p	1p

Special development packs consisting of 10 of each value from 4.7 ohms to 1 Meg ohm (650 res) 0.5W £7.50. 0.25W £5.70.

**METAL FILM RESISTORS**

Very high stability, low noise rated at 1W 1%. Available from 51ohms to 330k in E24 series. Any mix:

0.25W	each	100+	1000+
	4p	3.5p	3.2p

FOR YOUR COPY OF OUR 40 PAGE CATALOGUE OF COMPONENTS, SEND LARGE S.A.E.




# 76 College Road, Bromley, Kent

# The latest kit innovation!

## from Sparkrite

*Sparkrite -  
was featured by Shaw Taylor  
in "DRIVE IN"*



the quickest fitting  
**CLIP ON**  
capacitive discharge  
electronic ignition  
in KIT FORM

- Smoother running
- Instant all-weather starting
- Continual peak performance
- Longer coil/battery/plug life
- Improved acceleration/top speeds
- Optimum fuel consumption

Sparkrite X4 is a high performance, high quality capacitive discharge, electronic ignition system in kit form. Tried, tested, proven, reliable and complete. It can be assembled in two or three hours and fitted in 1/3 mins.

Because of the superb design of the Sparkrite circuit it completely eliminates problems of the contact breaker. There is no misfire due to contact breaker bounce which is eliminated electronically by a pulse suppression circuit which prevents the unit firing if the points bounce open at high R.P.M. Contact breaker burn is eliminated by reducing the current to about 1/50th of the norm. It will perform equally well with new, old, or even badly pitted points and is not dependent upon the dwell time of the contact breakers for recharging the system. Sparkrite incorporates a short circuit protected inverter which eliminates the problems of SCR lock on and, therefore, eliminates the possibility of blowing the transistors or the SCR. (Most capacitive discharge ignitions are not completely foolproof in this respect). The circuit incorporates a voltage regulated output for greatly improved cold starting. The circuit includes built in static timing light, systems function light, and security changeover switch. All kits fit vehicles with coil/distributor ignition up to 8 cylinders.

#### THE KIT COMPRISES EVERYTHING NEEDED

Die pressed epoxy coated case. Ready drilled, aluminium extruded base and heat sink, coil mounting clips, and accessories. Top quality 5 year guaranteed transformer and components, cables, connectors, P.C.B., nuts, bolts and silicon grease. Full instructions to assemble kit neg. or pos. earth and fully illustrated installation instructions.

NOTE — Vehicles with current impulse tachometers (Smiths code on dial RV1) will require a tachometer pulse slave unit. Price £3.85 inc. VAT, post & packing UK only.

Electronics Design Associates, Dept. PE 10, 82 Bath Street, Walsall, WS1 3DE. Phone: Walsall 614791

Electronics Design Associates, Dept. PE 5  
82 Bath Street, Walsall, WS1 3DE. Phone: (9) 614791

Name .....

Address .....

Phone your order with Access or Barclaycard

Inc. V.A.T. and P.P.

QUANTITY REQD.

Send SAE if brochure only required.

I enclose cheque/PO's for

X4 KIT £16.65

TACHOPULSE SLAVE UNIT £3.85

£  
Cheque No.

Please state polarity pos or neg earth.  
Access or Barclaycard No.

## DIGITALLY SYNTHESIZED DOOR CHIME

24 tunes including "Rule Britannia", "Col. Bogie" etc.

Adjustable speed and tone.

In sturdy moulded case, taking internal PP3 batteries.

1 year guarantee. Special reduced price for PE readers only £14.95.

#### Don't Let Your Environment Dehydrate You!

Buy our Honeywell Humidity Controller. Membrane actuated, very sensitive, 1/8" shaft. 250V, 3.75A Contacts. Ideal for greenhouses, centrally heated homes, offices etc. Build your own humidifiers or alarms. Fraction of original cost 50p ea. 5 for £2.

#### CASSETTE MOTORS

Self Regulating, will operate 8-12V. Ideal for modelers, mechanical switching etc. 2000 R.P.M. approx 90p ea.

#### ULTRASONIC TRANSDUCERS

Transmitter and receiver, 40 kHz 14 mm diam. £4.25 pair.

#### 8 x 6 POLE REED RELAYS ON BOARD

12V ideal for burglar alarms, model railways etc. £2.45

#### 100 MINIATURE REED SWITCHES

We are the cheapest! £3.30

#### EARPIECES

Magnetic with plug and lead 25p ea. 5 for £1  
Crystal with lead 40p ea. 3 for £1

#### MAKE CHEAP BATTERY ELIMINATORS

Fully shrouded mini mains transformers 240V in 6-0-8V at 100 MA out. Complete with mains lead and plug, ex new equip 90p

#### DE LUXE FIBRE GLASS PRINTED CIRCUIT ETCHING KITS

Includes 150 sq. ins. copper clad F/G. board, 1 lb ferric chloride, 1 dialo etch resist pen. Abrasive cleaner. Etch tray plus instructions. Special Price £4.95  
1 lb FE. C1. To mil. spec. £1.25  
5 lb FE. C1. To mil. spec. £5.00  
150 sq in. Single sided board £2.00  
150 sq in. Double sided board £3.00

#### SMOKE AND GAS DETECTOR

Uses TGS 105 plug in sensor, housed in neat 3 1/2" die cast box, led indicator, 24V. (12V by altering 3 component values). Will operate lamp or relay, with data and circuit £8.95  
Relays for about £1 ea. state voltage

#### TRANSISTOR PACKS

100. Full spec. new and marked. Includes BC148, BC184L, ME0412, BF274, BC154 etc. £4.95  
200 as above and includes AC128, 2N3055, BFY50, 80131, BF200 etc. £9.95  
Buy bulk and save money, these packs are worth at least double.

#### P/B SWITCH BANKS

These cost a fortune! Were made for various music centres. Includes independent and interdependent latching types multi pole c/o etc. Can be modified. Can't be repeated. 3 Banks for £1

#### BULK BARGAINS, STOCK UP FOR WINTER

300 mixed 1/2 & 1/4 watt resistors £1.50  
150 mixed 1 & 2 watt resistors £1.50  
300 mixed capacitors, modern, most types £3.30  
100 mixed ceramic and plate caps £1.20  
25 pots and presets £1.50  
25 presets, skeleton etc. £1.20  
20 VDRs and thermistors £1.20  
100 Hi-wattage resistors wirewound etc. £2.20  
100 electrolytics, nice values £2.20  
300 printed circuit resistors £1  
300 printed circuit components £1.50

#### 100K MINIATURE THUMBWHEEL SLIDER POTS

Very neat, can be banded side by side, ideal for v. cap tuning, graphic equalisers etc. 10 for £1

#### 100K STEREO SLIDER POTS

Good quality, 25p ea. 5 for £1

#### MINIATURE LEVEL/BATT. METERS 200µA

F.S.D. as fitted to many cassette recorders. 90p

40p P & P on all above items. Cheque or P.O. with order to:

**SENTINEL SUPPLY, DEPT. P.E.**  
149A BROOKMILL RD., DEPTFORD, LONDON, SE8

## HOME RADIO COMPONENTS



## EVERYBODY'S DOING IT!

Doing what? Sending for the latest Home Radio Catalogue. It's the most comprehensive components catalogue you can get. 128 pages, about 2,500 items listed, and profusely illustrated. Now only £1.25, with a free bargain list. Send your cheque or postal order now.

Home Radio Components  
Ltd.  
Dept. PE, 234 London  
Road,  
Mitcham, Surrey CR4 3HD

## PROGRESSIVE RADIO

31 CHEAPSIDE,  
LIVERPOOL L2 2JD

FULL SPEC. SEMICONDUCTORS SPECIAL OFFER:—  
TBA800 10 for £5.00. ORP61 Mullard boxed 30p. 741 8 Pin 6 for £1. LM3900 35p each. ZN414 75p each.

L.E.D.'s: TL209 0-2" Red 10p each. Toshiba TLG113 0-2" Green 14p each. TLR120 0-2" Clear Infra Red 19p each. TLG107 Green 0-2" Flat Top 17p each. NE555 Timers 27p each.

TRANSFORMERS, 6-0-6v 100ma, 9-09 75ma, 12-012 50ma 76p each, 12-012 100ma 95p, 12v 500ma 95p, 1:1 triac/kenon pulse transformers 30p, CHOKES 8MH 3 amp 20p. U.H.F. TV Tuners, push button (not varicap) new and boxed £2.50p. Miniature toggle switches, SPST 8 x 5 x 7 45p, DPDT 8 x 7 x 7 50p, DPDT c/o 12 x 11 x 9 75p. Min. push to make or push to break 16 x 16mm 15p each type. Texas BY205 800v 6A Sil. Rects 18p each. Nat Sem. LM340T 6v 1a voltage regs 40p. AD181/162 matched pair 70p pair.

TOOLS Small side cutters 5" insulated handles £1.35p. Snub nosed pliers 5" insulated handles £1.35p. Board with 14 12 volt reed relays £1.95p. Large mains tester screwdrivers, fully insulated 8" 44p. Test lead jumper sets, 10 leads with insulated croc clips each end, different colours 80p. Telephone pick up coil, suction type with 3.5 mm jack plug 50p. 9 volt battery eliminators, 240v ac input 9v dc out at 120 mA, stabilised replaced PP3, PP6, PP7, PP9 £2.45p. Edge connectors, 0-1 64 way 65p, 34 way 40p, 0-2 18 way 15p, Murata MA4U, 40KHZ. Transducers Rec/Sender, £3.25p pair. tape head demagnetisers, 240v ac with on/off switch, straight probe £2.00, curved probe (cassette) £2.35p.

TERMS: cash with order, (of official orders from colleges etc). Postage 30p unless otherwise shown, overseas post at cost. VAT inclusive prices S.A.E. for new illustrated lists.

Progressive Radio, 31 Cheapside, Liverpool L2 2DY.





### 20 x 20 WATT STEREO AMPLIFIER

Viscount IV unit in teak simulate cabinet. Silver finish rotary controls and pushbuttons with matching fascia, red mains indicator and stereo jack socket. Functions switch for mic, magnetic and crystal pickups, tape tuner and auxiliary. Rear panel features two mains outlets DIN speaker and input sockets plus fuse 20x20 watts RMS 40x40 watts peak. For use with 8 to 15 ohm speakers.

£29.90  
£2.50 p&p

### 30x30 WATT AMPLIFIER IN KIT FORM

For the experienced constructor complete in every detail, same facilities as Viscount IV, but with 30x30 output 60x60 watts peak. For use with 4.15 ohms speakers.

£29.00 + p&p  
£2.50

SPECIAL OFFER

### 30x30 WATT AMPLIFIER IN KIT WITH SPEAKERS

2 GOODMAN compact 12" bass woofers with cropped size 14.000 Gauss magnet. 30 watts RMS handling, plus 2, 3" approx. tweeters and cross overs to suit.

£49.00

+ p&p £4.00

### BUILT AND READY TO PLAY

30x30 Viscount. Available fully built and tested

39.00

+ p&p £2.50

### EMI SPEAKER BARGAIN

Stereo pair 350 kit. System consists of 13" x 8" approx. woofer with rolled surround; 2 1/2" approx. Audax tweeter, crossover components and circuit diagram. Frequency response 20 Hz to 20 KHz. Power handling 15 watts RMS. 20 watts max. 8 ohm impedance.

£14.95

Per stereo pair  
+ £3.40 p&p

### BSR P200

Belt drive chassis turntable unit semi automatic, cueing device.

£24.95  
p&p £2.55

A.D.C. QLM 30 Mk III Magnetic Cartridge to suit.

£7.75



BSR Manual single play record deck with auto return and cueing lever, fitted with stereo ceramic cartridge 2 speeds with 45 r.p.m. spindle adaptor ideally suited from home or disco use.

OUR PRICE £10.95 p&p £2.55

### GARRARD DECK MODEL CC 10A

Record changer with cueing device fitted with Stereo ceramic cartridge ready to fit into your own plinth.

£7.95 p&p £2.00

Size 12" x 8 1/2"

### SANYO Nic/cad. battery, with mains charger equivalent in size and replaces 4 SP11 type batts. Size 3 3/4" x 1 1/4" x 2" approx.

£7.50 p&p £1.50p

£1.50p

£1.50p

£1.50p

£1.50p

£1.50p

£1.50p

£1.50p

£1.50p

£1.50p

£1.50p

£1.50p

£1.50p

£1.50p

£1.50p

£1.50p

£1.50p

£1.50p

£1.50p

£1.50p

£1.50p

£1.50p

£1.50p

# Mullard

## AUDIO MODULES IN BARGAIN PACKS

### CURRENT CATALOGUE

PRICE & AT OVER **25** PER PACK

### SEE OUR PRICES

**1** PACK 1. 2 x LP1173 10w. RMS output power audio amp modules, + 1 LP1182/2 Stereo pre amp for ceramic and auxiliary input. OUR PRICE p+p £1.00 **£4.95**

**2** PACK 2. 2 x LP1173 10w. RMS output power audio amp modules + 1 LP1184/2 Stereo pre amp for magnetic, ceramic and auxiliary inputs. OUR PRICE p+p £1.00 **£7.45**

ACCESSORIES ARE ONLY AVAILABLE TO THOSE CUSTOMERS WHEN BUYING OUR BARGAIN PACKS.



### Two Way Speaker Kit

Comprising of two 8" x 5" approx. 4 ohm bass and two 3 1/2" 15 ohm mid-range tweeter with two cross-over capacitors.

### ACCESSORIES

Suitable mains power supply parts, consisting of mains transformer, bridge rectifier, smoothing capacitor and set of rotary stereo controls for treble, bass, volume and balance.

£2.90 plus £1.50 p & p


£3.95 per stereo pair plus £1.50 p & p

Available also to purchasers of the 10 + 10 Amplifier Kit.

### 10 + 10 AMPLIFIER KIT

An opportunity to buy a 10 watts per channel stereo amplifier kit which is suitable for use with a ceramic cartridge. The amplifier utilises proven Mullard modules and is available at a very competitive price. The amplifier kit comes complete with instructions and includes: a Mullard LP1183 stereo preamplifier module, two LP1173 power amplifiers with integral heatsinks, a power supply, Zobel networks, front and back mounting panels, a finished fascia panel, all control potentiometers (bass, treble, volume and balance), switches, input, output and headphone sockets, wire, and an easily assembled wrap around cabinet to house the finished unit.

p&p £2.05 **£11.95**



### BARGAINS FOR PERSONAL SHOPPERS

LED 5 function men's digital watch stainless steel finish **£5.95**

LCD 5 function men's digital watch stainless steel finish **£6.95**

LCD 8 Function CHRONOGRAPH men's digital watch, stainless steel finish **£12.95**

POCKET CALCULATOR. With LED display, memory and percentage key **£2.95**

AM/FM DIGITAL CLOCK RADIO. Accurate 4 Digit Electronic Clock with 1/2" LED display. Buzzer and snooze timer **£11.95**

125 Watt Power Amp Module **£13.95**

Mains power supply for above unit. **£3.50**

MULLARD Built power supply **£1.50**

DECCA 20w Stereo speaker kit comprising 2 8" approx. bass units + 2 3 1/2" approx. tweeter inc. crossovers **£20.00**

VIDEOMASTER Super Score TV Game with pistol mains operation **£14.95**

PORTABLE RADIO/CASSETTE RECORDER. AM/FM with clock LW, MW, SW, VHF mains/battery operation. **£41.95**

VIDEOMASTER COLOUR SHOT TV GAME. Choice of three games—Football, Tennis and Squash. Ready to play—one or two players. MAINS OPERATED. OPPORTUNITY AT **£9.95 ONLY**



323 EDGWARE ROAD, LONDON W2  
21B HIGH STREET, ACTON W3 6NG

ACTON: Mail Order only, No callers  
ALL PRICES INCLUDE VAT AT 12 1/2%

All items subject to availability. Price correct at 12.3.79 and subject to change without notice

### 50 WATT MONO DISCO AMP

£29.95  
P&P £2.50

Size approx. 13 3/4" x 5 1/4" x 6 1/4"

50 watts rms. 100 watts peak output. Big features include two disc inputs, both for ceramic cartridges, tape input and microphone input. Level mixing controls fitted with integral push-pull switches. Independent bass and treble controls and master volume.

### 70 & 100 WATT MONO DISCO AMP

Size approx. 14" x 4" x 10 1/2"

Brushed aluminium fascia and rotary controls. Five vertical slide controls, master volume, tape level, mic level, deck level, PLUS INTER DECK FADER for perfect graduated change from record deck No. 1 to No. 2, or vice versa. Pre fade level control (PFL) lets YOU hear next disc before fading it in. VU meter monitors output level. Output 100 watts RMS 200 watts peak.

70 watt **£57**  
140 watt peak  
p&p £4.00  
100 watt **£65**

### For personal shoppers only DUO II SPEAKERS

Attractive teak finish modern design incorporating 2 speaker units — 8 1/2" approx. woofer and 2 1/2" approx. tweeter. 45 to 1800 Hz. Impedance 8 ohms. Power 15 watts RMS. 20 watts max. Per stereo pair **£17.00**

### FOR PERSONAL SHOPPERS ONLY

TANNOY 15" Lancaster corner cabinets, traditional design. **£20.95 each**

NOTE DUE TO INDUSTRIAL UNREST, PLEASE ALLOW EXTRA TIME FOR YOUR ORDER TO REACH YOU.

Personal Shoppers EDGWARE ROAD LONDON W2 Tel: 01-723 8432. 9.30am-5.30pm. Half day Thursday.

ACTON: Mail Order only. No callers 6000S NOT DESPATCHED OUTSIDE UK



# CHROMASONIC electronics

your soundest connection in the world of components

Dept PE1, 56 FORTIS GREEN ROAD, MUSWELL HILL, LONDON, N10 3HN

TELEPHONE: 01-883 3705

The items shown in this advert are just a small selection taken from our new 78/79 Catalogue which is now available. It contains everything from Resistors to the latest in Micro-processors. Don't delay order your copy today. The price is only 40p (inc. 45p vouchers).

## Low Power Schottky and TTL

## CMOS

## I.C. sockets

## BITS and PIECES

## Regulators

## Linear I.C.'s

N	LS	7449	N	LS	74136	N	LS	74191	1.21*	.75*	4000	.15*	4053	81*	DIL (Texas)	Static RAM's	1+	17-83	64+	78M Series	CA3080	75	
7400	13*	.19*	7449	.87*	74136	.39*	74191	1.21*	.75*	4001	.16*	4054	1.29*	8 pin	10*	2102A	(350ns)	1.05*	.95*	.88*	+ (POS) 500mA	CA3130E	90
7401	13*	.19*	7450	.16*	74138	.55*	74192	1.21*	1.85*	4002	.16*	4058	1.46*	14 pin	12*	2102A 2	(850ns)	1.29*	1.15*	1.08*	5v, 8v, 12v, 15v,	CA3140E	37
7402	15*	.19*	7451	.16*	74139	.55*	74193	1.21*	1.85*	4006	.92*	4059	5.18*	16 pin	13*	2111A-1	(500ns)	2.46*	2.19*	2.05*	20v & 24v	LM301AN	30
7403	15*	.19*	7453	.16*	74141	.78*	74194	1.21*	1.85*	4007	.18	4060	1.28*	18 pin	18*	2112A-2	(250ns)	2.14*	1.90*	1.78*	All 60p* each	LM324N	73*
7404	16*	.21*	7454	.19*	74145	.75*	74195	1.01*	1.05*	4008	.92*	4066	.48*	20 pin	20*	21102	(350ns)	1.07*	.96*	.86*	79M Series	LM348N	99
7405	16*	.21*	7455	.19*	74147	1.59*	74196	1.18*	1.05*	4009	.54*	4068	.21*	22 pin	24*	MMS257 (TMS4044)		8.10*	7.19*	6.75*	-(NEG) 500mA	LM380N	97
7406	26*	.21*	7456	.19*	74148	1.32*	74197	1.18*	1.05*	4010	.54*	4069	.21*	24 pin	26*	2114	(450ns)	8.10*	7.19*	6.75*	5v, 6v, 8v, 12v, 15v,	LM381N	1.73
7407	26*	.21*	7457	.19*	74150	1.02*	74198	1.81*	1.05*	4011	.18	4070	.21*	28 pin	30*	6810		3.50*	2.97*	2.52*	20v & 24v	LM382N	1.33
7408	17*	.19*	7472	23*	74151	.57*	74199	1.81*	1.05*	4012	.18	4071	.21*	40 pin	44*	CPU's					All 85p* each	LM3909N	70*
7408	17*	.19*	7473	28*	74153	.57*	74221	—	99*	4013	.48	4072	.21*	24 pin	80*	8080	8.95*	8.95*	8.95*	78 Series	SN76001N	1.02	
7410	15*	.19*	7474	28*	74154	1.21*	74240	—	2.25*	4014	.92*	4077	.21*	8 pin	23	8800	4.95*	4.95*	4.95*	+ (POS) 1A	SN76003N	2.32	
7411	25*	.19*	7475	44*	74155	.57*	74241	—	2.25*	4015	.92*	4081	.21*	14 pin	34*	9900	42.50*	42.50*	42.50*	5v, 8v, 12v, 15v,	SN76013N	1.55	
7412	18*	.19*	7476	30*	74156	.57*	74242	—	2.25*	4016	.43*	4082	.21*	18 pin	37*	E-Prom's UV				18v & 24v	SN76023N	1.55	
7413	27*	.19*	7477	30*	74157	.57*	74243	—	2.25*	4017	.81*	4085	.92*	18 pin	43*	1702AQ	5.57*	5.57*	5.57*	All 85p* each	TS4010AS	90	
7414	27*	.19*	7478	30*	74158	.57*	74244	—	2.25*	4018	.92*	4086	.92*	20 pin	55*	27080	7.87*	7.87*	7.87*	79 Series	TC4040	1.75	
7415	—	.19*	7483	—	74160	1.21*	74248	—	99*	4019	.56*	4093	.81*	20 pin	55*	TriState Buffers				-(NEG) 1A	ZN414	90	
7416	25*	.19*	7485	1.18*	74161	1.21*	74249	—	99*	4020	.92*	4099	1.81*	24 pin	80*	81LS95	.75*	.75*	.75*	5v, 8v, 12v, 15v,	ZN424E	1.35	
7417	34*	.19*	7488	25*	74162	1.21*	74251	—	99*	4021	.92*	4502	.92*	28 pin	65*	81LS96	.75*	.75*	.75*	18v & 24v	ZN425E	3.78*	
7420	16*	.19*	7489	2.60*	74163	1.21*	74253	—	99*	4022	.92*	4508	2.46*	36 pin	95*	81LS97	.75*	.75*	.75*	All £1.00* each	ZN459CT	3.5*	
7421	—	.19*	7490	34*	74164	1.02*	74257	—	99*	4023	.18*	4510	1.07*	36 pin	95*	81LS98	.75*	.75*	.75*	µA723 (DIL)	ZN1034E	2.03*	
7422	—	.19*	7491	73*	74165	1.01*	74258	—	99*	4024	.65*	4511	.95*	36 pin	95*	81LS99	.75*	.75*	.75*	L200	ZN1040E	8.43*	
7423	25*	.19*	7492	46*	74166	1.02*	74259	—	1.50*	4025	.18*	4512	2.70*	40 pin	105*	81LS99	.75*	.75*	.75*	LM304H	ZN116E	6.75*	
7425	25*	.19*	7493	34*	74168	—	74266	—	35*	4026	1.84*	4515	2.70*	24 pin	80*	74366	.75*	.75*	.75*	µA723K	CD4011	7 for £1.00*	
7426	25*	.19*	7495	54*	74169	—	74273	—	2.25*	4027	.51*	4516	1.07*	28 pin	65*	74367	.75*	.75*	.75*	LM325N	LM380N	97	
7427	39*	.19*	7496	87*	74170	1.85*	74279	—	2.25*	4028	.70*	4517	4.10*	36 pin	95*	74368	.75*	.75*	.75*	LM326N	LM382N	1.33	
7428	38*	.19*	74107	27*	74173	1.41*	74283	—	99*	4029	1.18*	4518	.95*	36 pin	95*	74368	.75*	.75*	.75*	LM345K	LM3909N	70*	
7430	16*	.19*	74109	44*	74174	1.01*	74290	—	83*	4030	.56*	4521	2.54*	24 pin	80*	74368	.75*	.75*	.75*	LM329/31	CD4011	7 for £1.00*	
7432	25*	.25*	74172	—	74175	.81*	74293	—	83*	4032	1.08*	4522	1.89*	24 pin	80*	74368	.75*	.75*	.75*	LM329/31	CD4011	7 for £1.00*	
7433	—	.19*	74113	—	74176	1.01*	74295	—	1.05*	4034	1.89*	4528	1.89*	24 pin	80*	74368	.75*	.75*	.75*	LM329/31	CD4011	7 for £1.00*	
7437	25*	.25*	74114	—	74177	1.01*	74298	—	1.25*	4035	1.06*	4528	.92*	24 pin	80*	74368	.75*	.75*	.75*	LM329/31	CD4011	7 for £1.00*	
7438	25*	.25*	74121	—	74180	1.01*	74305	—	51*	4040	.92*	4534	7.72*	24 pin	80*	74368	.75*	.75*	.75*	LM329/31	CD4011	7 for £1.00*	
7440	17*	.19*	74122	50*	74181	2.21*	74306	—	51*	4042	.70*	4536	3.74*	24 pin	80*	74368	.75*	.75*	.75*	LM329/31	CD4011	7 for £1.00*	
7441	70*	.19*	74123	60*	74182	.81*	74307	—	51*	4043	.81*	4543	1.62*	24 pin	80*	74368	.75*	.75*	.75*	LM329/31	CD4011	7 for £1.00*	
7442	50*	.55	74124	—	74184	1.81*	74308	—	51*	4046	1.06*	4553	4.53*	24 pin	80*	74368	.75*	.75*	.75*	LM329/31	CD4011	7 for £1.00*	
7445	60*	.55	74125	51*	74185	1.62*	74309	—	39*	4049	.43*	4566	1.51*	24 pin	80*	74368	.75*	.75*	.75*	LM329/31	CD4011	7 for £1.00*	
7446	60*	.55	74126	51*	74188	2.97*	74309	—	39*	4050	.43*	4583	1.02*	24 pin	80*	74368	.75*	.75*	.75*	LM329/31	CD4011	7 for £1.00*	
7447	60*	.87	74132	72*	74189	3.17*	74309	—	2.25*	4051	.81*	4585	1.07*	24 pin	80*	74368	.75*	.75*	.75*	LM329/31	CD4011	7 for £1.00*	
7448	60*	.87	74133	—	74190	1.21*	74309	—	.75*	4052	.81*	4585	1.07*	24 pin	80*	74368	.75*	.75*	.75*	LM329/31	CD4011	7 for £1.00*	

VAT Inclusive prices \*8% others 12.5%. Export Customers deduct VAT 2/27 from \*1/9 from others.

Postage and Packing 25p. Trade and Export Inquiries most Welcome. Hours 9.00am-5.00pm.

Now available our ORDER-RING line, just phone your order through with your Access or Barclaycard number and providing the order is received by 3.00pm the components will be despatched the same day (min tel order £5.00).



## BIG BARGAINS - NEW MODELS



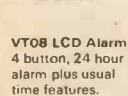
**VT07 LCD Chronograph**  
hours, minutes, seconds, day date month, 1/100th sec timing, lap times, 1st & 2nd place timing.

£12.95



**VT04 LCD Chronograph**  
as VT07 but with solar assisted panel (not rechargeable).

£13.95



**VT08 LCD Alarm**  
4 button, 24 hour alarm plus usual time features.

£19.95



**VT05 LCD Alarm-Chronograph**  
with dual time zone facility, 24 hour alarm, 1/10th sec chrono, lap time plus usual time features.

£27.95



**VT11 LCD Alarm-Chronograph**  
with 1/100th sec timing, 24 hour alarm, stacked display plus usual time features.

£29.95

**STOP PRESS**

**SOLAR ASSISTED VERSION VT05 - £31.95**

All watches guaranteed for 12 months.

## ATARI VIDEO COMPUTER - £149.95

+ NEW CARTRIDGES COMING SOON

SKYDIVER

MINI GOLF

BOWLING

STREET RACER

CODE BREAKER

BRAIN GAMES

HUNT & SCORE

VAT, P & P inc. Send Cheque or PO or telephone card

## VIDEOTIME PRODUCTS

56 QUEENS ROAD, BASINGSTOKE,

HANTS. RG21 1RC.

Tel: (0256) 56417.



## LISTEN TO THE SECRET WORLD OF PLANTS

Now in Modular Kit Form, a Biological Amplifier & Sound Synthesiser in one instrument, the Amazing

## Bio Activity Translator™

See and hear us at Birmingham Breadboard

- ★ Experience the unique Musical Form of Plants
- ★ Hear beautiful patterns of sound created by their natural response
- ★ Compare house plants' reactions to people - with the distinct tunes of those outside
- ★ Easy to operate, internal speaker & batteries
- ★ P.C.B. available as a separate kit, or assembled and tested

Natural Bio Electric signals, generated within the plant, are monitored by an electrode attached to the leaf. When amplified and filtered, a VCO, VCA and other exclusive synthesiser circuits are programmed by the control voltage from the plant to produce tracking sequences of notes. These follow in pitch, rhythm and volume the ever changing signal from the plant. A plant reacts as a total living system to many stimuli, with a response above that of the natural biological level. This activity is an indication of their extraordinary sensitivity, which varies from day to day and plant to plant, producing a fascinating insight into the plant kingdom.

Complete Printed Circuit Kit £13.95

Assembled & Tested Printed Circuit £15.75

Case, Speaker & Hardware Kit £12.30

Complete Assembled & Tested Unit £33.10

Requires 350 speaker, £1.50 extra when ordered with kit, D.P. switch and two 4 1/2 volt batteries.

Includes all screws, wire, punched case & wood end cheeks.

Requires two 4 1/2 volt batteries. Case size 7 1/2 x 5 1/2 x 3 1/2"

All prices include P & P and VAT. Please allow 21 days for delivery.

**JEREMY LORD SYNTHESISERS LTD. (Dept PE6)**

52 Becmead Avenue, London SW16 1UQ



# 15-240 WATTS!

## HY5 Pre-amplifier

The HY5 is a mono hybrid amplifier ideally suited for all applications. All common input functions (mag Cartridge, tuner, etc.) are catered for internally, the desired function is achieved either by a multi-way switch or direct connection to the appropriate pins. The internal volume and tone circuits merely require connecting to external potentiometers (not included). The HY5 is compatible with all I.L.P. power amplifiers and power supplies. To ease construction and mounting a P.C. connector is supplied with each pre-amplifier.

**FEATURES:** complete pre-amplifier in single pack; multi-function equalisation; low noise; low distortion; high overload; two simply combined for stereo.

**APPLICATIONS:** hi-fi; mixers; disco; guitar and organ; public address.

**SPECIFICATION:** Inputs—magnetic pick-up 3mV; ceramic pick-up 30mV; tuner 100mV; microphone 10mV; auxiliary 3-100mV; Input Impedance 47k $\Omega$  at 1kHz. Outputs—tape 100mV; main output 500mV R.M.S. Active Tone Controls—treble  $\pm$  12dB at 10kHz; bass  $\pm$  12dB at 100Hz. Distortion—0.1% at 1kHz; signal/noise ratio 68dB. Overload—38dB on magnetic pick-up. Supply Voltage— $\pm$  16-50V.

Price  $\pounds$ 6.27 + 78p VAT. P. & P. free  
HY5 mounting board B.1. 48p + 6p VAT. P. & P. free



## HY30 15W into 8 $\Omega$

The HY30 is an exciting New kit from I.L.P. It features a virtually indestructible I.C. with short circuit and thermal protection. The kit consists of: I.C., heatsink, P.C. board, 4 resistors, 6 capacitors, mounting kit, together with easy to follow construction and operating instructions. This amplifier is ideally suited to the beginner in audio who wishes to use the most up to date technology available.

**FEATURES:** complete kit; low distortion; short, open and thermal protection; easy to build.

**APPLICATIONS:** updating audio equipment; guitar practice amplifier; test amplifier; audio oscillator.

**SPECIFICATION:** Output Power—15W R.M.S. into 8 $\Omega$ . Distortion—0.1% at 15W. Input Sensitivity—500mV. Frequency Response—10Hz-16kHz -3dB.

Price  $\pounds$ 6.27 + 78p VAT. P. & P. free

## HY50 25W into 8 $\Omega$

The HY50 leads I.L.P.'s total integration approach to power amplifier design. The amplifier features an integral heatsink together with the simplicity of no external components. During the past three years the amplifier has been refined to the extent that it must be one of the most reliable and robust High Fidelity modules in the World.

**FEATURES:** low distortion; integral heatsink; only five connections; 7 amp output transistors, no external components.

**APPLICATIONS:** medium power hi-fi systems; low power disco; guitar amplifier.

**SPECIFICATION:** Input Sensitivity—500mV. Output Power—25W R.M.S. into 8 $\Omega$ . Load Impedance—4-16 $\Omega$ . Distortion—0.04% at 25W at 1kHz. Signal/Noise Ratio—75dB. Frequency Response—10Hz-45kHz -3dB. Supply Voltage— $\pm$  25V. Size—105 x 50 x 25mm.

Price  $\pounds$ 8.18 +  $\pounds$ 1.02 VAT. P. & P. free



## HY120 60W into 8 $\Omega$


The HY120 is the baby of I.L.P.'s new high power range, designed to meet the most exacting requirements including load line and thermal protection this amplifier sets a new standard in modular design.

**FEATURES:** very low distortion; Integral heatsink; load line protection; thermal protection; five connections; no external components.

**APPLICATIONS:** hi-fi, high quality disco; public address; monitor amplifier, guitar and organ.

**SPECIFICATION:** Input Sensitivity—500mV. Output Power—60W R.M.S. into 8 $\Omega$ . Load Impedance—4-16 $\Omega$ . Distortion—0.04% at 60W at 1kHz. Signal/Noise Ratio—90dB. Frequency Response—10Hz-45kHz -3dB. Supply Voltage— $\pm$  35V. Size—114 x 50 x 85mm.

Price  $\pounds$ 19.01 +  $\pounds$ 1.52 VAT. P. & P. free



## HY200 120W into 8 $\Omega$

The HY200 (now improved to give an output of 120 watts) has been designed to stand the most rugged conditions such as disco or group while still retaining true hi-fi performance.

**FEATURES:** thermal shutdown; very low distortion; load line protection; integral heatsink; no external components.

**APPLICATIONS:** hi-fi; disco; monitor; power slave; industrial; public address.

**SPECIFICATION:** Input Sensitivity—500mV. Output Power—120W R.M.S. into 8 $\Omega$ . Load Impedance—4-16 $\Omega$ . Distortion—0.05% at 100W at 1kHz. Signal/Noise Ratio—96dB. Frequency Response—10Hz-45kHz -3dB. Supply Voltage— $\pm$  45V. Size—114 x 50 x 85mm.

Price  $\pounds$ 27.99 +  $\pounds$ 2.24 VAT. P. & P. free



## HY400 240W into 4 $\Omega$

The HY400 is I.L.P.'s "Big Daddy" of the range producing 240W into 4 $\Omega$ ! It has been designed for high power disco or public address applications. If the amplifier is to be used at continuous high power levels a cooling fan is recommended. The amplifier includes all the qualities of the rest of the family to lead the market as a true high power hi-fidelity power module.

**FEATURES:** thermal shutdown; very low distortion; load line protection; no external components.

**APPLICATIONS:** public address; disco; power slave; industrial.

**SPECIFICATION:** Output Power—240W R.M.S. into 4 $\Omega$ . Load Impedance—4-16 $\Omega$ . Distortion—0.1% at 240W at 1kHz. Signal/Noise Ratio—94dB. Frequency Response—10Hz-45kHz -3dB. Supply Voltage— $\pm$  45V. Input Sensitivity—500mV. Size—114 x 100 x 85mm.

Price  $\pounds$ 38.61 +  $\pounds$ 3.09 VAT. P. & P. free

**POWER SUPPLIES:** PSU36—suitable for two HY30s  $\pounds$ 6.44 + 81p VAT. P. & P. free. PSU50—suitable for two HY50s  $\pounds$ 8.18 +  $\pounds$ 1.02 VAT. P. & P. free. PSU70—suitable for two HY120s  $\pounds$ 14.58 +  $\pounds$ 1.17 VAT. P. & P. free. PSU90—suitable for one HY200  $\pounds$ 15.19 +  $\pounds$ 1.21 VAT. P. & P. free. PSU180—suitable for two HY200s or one HY400  $\pounds$ 25.42 +  $\pounds$ 2.03. VAT. P. & P. free.

Free post + packing applicable to U.K. only.

## TWO YEARS' GUARANTEE ON ALL OUR PRODUCTS

I.L.P. Electronics Ltd.,  
Graham Bell House,  
Roper Close, Canterbury,  
Kent CT2 7EP.  
Tel: (0227) 54778

Please supply .....  
Total Purchase price .....  
I Enclose: Cheque  Postal Orders  Money Order   
Please debit my Access account  Barclaycard account   
Account number .....  
Name and Address .....

Registered office No. 1032630

Signature .....



**VALVE MAIL ORDER CO.**  
Climax House  
Fallsbrook Road, London SW16 6ED

**SPECIAL EXPRESS  
MAIL ORDER SERVICE**

Ep	Ep	Ep	Ep	Ep	Ep
AA119	0-10	BCY70	0-15	*MPSU01	0.36
AA130	0-27	BCY71	0-17	*MPSU06	0.46
AA132	0-42	BCY72	0-13	*MPSU66	0.49
AA213	0-18	BCZ11	1-50	NE555	0.45
AA215	0-34	BD115	0-45	NKT401	2.00
AC217	0-27	BD121	1-20	NKT403	1.73
AC107	0-60	BD123	1-20	NKT404	1.73
AC125	0-20	BD124	1-30	OA5	0.95
AC126	0-20	BD131	0-35	OA7	0.55
AC127	0-20	BD132	0-38	OA10	0.60
AC128	0-20	BD135	0-34	OA47	0.14
AC131	0-25	BD136	0-34	OA70	0-30
AC141K	0-35	BD137	0-35	OA79	0-30
AC142	0-20	BD138	0-40	OA81	0-30
AC142K	0-30	BD139	0-43	OA85	0-30
AC176	0-20	BD140	0-44	OA90	0-08
AC187	0-20	BD144	2-00	OA91	0-08
AC188	0-20	BD181	1-10	OA95	0-08
AC197	0-65	BD182	1-18	OA200	0-09
ACY18	0-80	BD237	0-40	OA202	0-09
ACY19	0-75	BD238	0-55	OA211	1-00
ACY20	0-70	BDX10	0-91	OA2200	1-00
ACY21	0-75	BDX32	2-00	QA2201	1-00
ACY39	1-50	BDY20	1-25	QA2206	1-00
AD149	0-75	BDY60	1-50	QA2207	1-00
AD161	0-45	BF115	0-25	OC16	2-00
AD162	0-45	BF152	0-18	OC20	2-50
AF106	0-45	BF153	0-20	OC22	2-50
AF114	0-75	BF154	0-17	OC23	2-75
AF115	0-75	BF159	0-23	OC24	3-00
AF116	0-75	BF160	0-16	OC25	3-00
AF117	0-75	BF167	0-20	OC26	0-90
AF139	0-40	BF173	0-20	OC28	2-00
AF186	1-20	BF177	0-24	OC29	2-00
AF239	0-45	BF178	0-24	OC35	1-50
AFZ11	2-75	BF179	0-25	OC36	1-50
AFZ12	2-75	BF180	0-30	OC41	0-80
ASV26	0-40	BF181	0-30	OC42	0-75
ASV27	0-40	BF182	0-30	OC43	2-25
AS215	1-25	BF183	0-25	OC44	0-60
AS216	1-25	BF184	0-25	OC45	0-55
AS217	1-25	BF185	0-25	OC71	0-55
AS220	1-50	BF186	0-09	OC72	0-55
AS221	2-10	BF195	0-09	OC73	1-00
*AU110	1-70	BF196	0-10	OC74	0-65
*AU113	1-70	BF197	0-12	OC75	0-65
*AU110	1-70	BF200	0-27	OC76	0-55
*BA145	0-13	BF224	0-20	OC77	1-20
*BA148	0-13	BF244	0-26	OC81	0-65
BA154	0-09	BF257	0-26	OC82	0-65
BA155	0-09	BF258	0-26	OC83	0-65
BA156	0-09	BF259	0-32	OC83	0-65
BAW62	0-05	BF336	0-30	OC84	0-65
BAX13	0-06	BF337	0-30	OC122	1-50
BAX16	0-09	BF338	0-31	OC123	1-75
BC107	0-12	BF352	0-25	OC129	2-25
BC108	0-12	BF528	2-23	OC140	2-75
BC109	0-12	BF561	0-20	OC141	3-25
*BC113	0-13	BF598	0-20	OC170	1-00
*BC114	0-13	BFW10	0-65	OC171	1-00
*BC115	0-14	BFW11	0-65	OC200	1-50
*BC116	0-15	BFX84	0-22	OC201	1-75
*BC117	0-15	BFX85	0-23	OC202	1-75
*BC118	0-16	BFX87	0-22	OC203	1-75
*BC125	0-16	BFX88	0-21	OC204	2-50
*BC126	0-20	BFY50	0-26	OC205	2-50
*BC135	0-14	BFY51	0-26	OC206	2-50
*BC136	0-15	BFY52	0-26	OC207	1-75
*BC137	0-15	BFY64	0-26	OC207	1-75
*BC147	0-10	BF990	0-21	ORP12	0-75
BC148	0-08	BSX19	0-26	*R2008B	1-75
*BC149	0-09	BSX20	0-20	*R2009	2-25
*BC157	0-09	BSX21	0-20	*T1P30A	1-75
*BC158	0-08	BT106	1-25	T1C44	0-30
*BC159	0-10	BTY79/4	1-19	T1C226D	1-20
*BC167	0-12	BU206	1-75	T1L209	0-20
BC170	0-10	*BU206	2-25	*T1P29A	0-44
BC171	0-10	*BU208	2-00	*T1P30A	0-41
BC172	0-10	BY100	0-45	T1P31A	0-45
BC173	0-12	BY126	0-14	T1P32A	0-48
BC177	0-15	BY127	0-15	T1P33A	0-69
BC178	0-14	BZY681	0-18	T1P34A	0-73
BC179	0-16	Series		T1P41A	0-63
BC182	0-11	BZY88	0-13	T1P42A	0-70
BC183	0-10	Series		T1P2955	0-67
BC184	0-11	CRS1/05	0-45	T1P3055	0-56
BC212	0-13	CRS1/40	0-60	*T1S43	0-45
BC213	0-12	CRS1/40	0-75	*Z5140	0-25
BC214	0-15	CRS3/60	0-90	*Z5170	0-21
BC237	0-09	GEX66	1-50	*Z5178	0-54
BC238	0-12	GEX541	1-75	*Z5271	0-23
BC301	0-25	GJ3M	0-75	*Z5271	0-23
BC303	0-24	GJM5	0-75	*ZTX107	0-31
BC307	0-10	GL7M	0-75	*ZTX108	0-10
*BC308	0-10	GMO378A	1-75	*ZTX109	0-12
*BC327	0-20	*KS100A	0-45	*ZTX300	0-12
*BC328	0-18	MJE340	0-80	*ZTX301	0-13
*BC337	0-18	MJE370	1-17	*ZTX302	0-15
*BC338	0-17	MJE371	0-81	*ZTX303	0-17
BCY30	1-00	MJE520	0-52	*ZTX304	0-19
BCY31	1-00	MJE521	0-55	*ZTX311	0-12
BCY32	1-00	MJE2955	1-25	*ZTX314	0-20
BCY33	0-90	MJE3055	0-75	*ZTX500	0-13
BCY34	0-90	*MPF102	0-30	*ZTX501	0-14
BCY39	3-00	*MPF103	0-30	*ZTX502	0-16
BCY40	1-00	*MPF104	0-30	*ZTX503	0-17
BCY42	0-25	*MP105	0-30	*ZTX504	0-20
BCY43	0-25	*MPSA06	0-24	*ZTX531	0-20
BCY58	0-16	*MPSA56	0-26	*ZTX550	0-16

Open daily to callers: Mon.-Fri. 9 a.m.-5 p.m.  
Valves, Tubes and Transistors - Closed Saturday  
Terms C.W.O. only - Tel. 01-677 2424-7  
Quotations for any types not listed S.A.E.  
Post and Packing 25p per order + 8% V.A.T.  
Items marked \* 1 1/2%

Prices correct when going to press

**AITKEN BROS.**  
35, High Bridge, Newcastle upon Tyne  
Tel: 0632 26729



**TMK 500 MULTIMETER** 30,000 o.p.v. AC volts 2.5, 10, 25, 100, 250, 500, 1000. DC volts 0.25, 1, 2.5, 10, 25, 100, 250, 1000. DC current 50µa, 5MA, 50MA, 12 amp. Resistance 0-6K, 60K, 6MEG, 60MEG. Decibels. -20 to + 56 db. Buzzer continuity test size, 160 x 110 x 55MM. Batteries & leads included. **PRICE £24.95.**

**SINCLAIR PDM35 DIGITAL POCKET MULTIMETER** DC volts (4 ranges) 1MV to 1000V AC volts 1V to 500V DC current (6 ranges) 1nA to 200MA. Resistance (5 ranges) 1Ω to 20 MEGΩ. **PRICE £32.95.** AC Adaptor £3.75 de luxe padded carrying case £3.50 MN 1604 Battery. 99p.

**SINCLAIR DM235 BENCH-PORTABLE DIGITAL MULTIMETER.** DC volts (4 ranges) 1MV to 1000V AC volts (4 ranges) 1MV to 750V AC & DC current 1µa to 1000MA Resistance (5 ranges) 1Ω to 20 MEG Ω. **PRICE £54.75** Carrying case £9.50. AC adaptor/charger. £3.98 Rechargeable Battery Pack. £9.14.

**PANEL METERS** DIMS 60MM x 45MM, 50µ amp, 100µ amp 1MA, 5MA, 10MA, 50MA, 100MA, 500MA, 1 amp, 2 amp, 25V dc, 30V dc, 50V AC, 300V ac. "S", "VU", 50-0-50µa, 100-0-100µa 500-0-500µa. **PRICE £4.95.**

**DESOLDERING TOOL SUCTION PUMP.** **£5.95**

PHONE OR SEND YOUR ACCESS OR BARCLAYCARD NUMBER FOR SALES OVER £10. ALL PRICES INCLUDE POSTAGE AND VAT. CATALOGUE 50p. DEDUCTIBLE ON FIRST ORDER OF £5.00 OR MORE.

\*\*\*\*\*

# Codespeed

## ELECTRONIC MAIL ORDER

All full spec. devices

**CLOCK LIQUID CRYSTAL DISPLAY** A high contrast (black digits on light grey background), 4 digit clock display. Supplied with edge connector for easy solder connection. Digit height 0.5". Display has P.M., Alarm on and Snooze indicators. Supplied complete with data at only £6.95. Catalogue number 206.

**DIGITAL ALARM CLOCK MODULE** Not a kit, but a factory built module complete with half inch LED display. All you need add to give a fully functional clock is a miniature transformer and time setting switches. Sleep, snooze and alarm output. With data only £6.50. Catalogue number 205.

**POLARISING FILTER MATERIAL** A lightly tinted polarising filter material, manufactured by "Polaroid", in 0.008" plastic film. Any size cut, from 1 square inch to a maximum size of 18" by 250 feet. Our price - only 2p per square inch. Catalogue number 701.

**HEAT SINKS** Two types available. Ex-equipment but in excellent condition. Most still contain a power transistor (condition unknown). "Xmas tree" type (92 x 66 x 35mm), Catalogue number 705. 20p each Rectangular type (130 x 63 x 32mm), Catalogue number 706. 30p each. Due to the weight of these items, please add EXTRA 25p PER HEAT SINK for post and packing.

**DIGITAL MULTIMETER CHIP** This MM5330 d.v.m. chip can be used to build a high accuracy d.v.m. or panel meter. Has auto polarity and over-range indication. Supplied with data and circuit. Requires some additional circuitry. Only £3.95. Catalogue number 404.

**8 DIGIT LIQUID CRYSTAL DISPLAY** This calculator style L.C.D. has 0.33" high digits with R.H. decimal points and overflow indicator. White digits on clear glass. With data £2.95 Catalogue number 302.

**6 DIGIT L.E.D. DISPLAY** A common cathode 6 digit 7 segment L.E.D. display from Texas Instruments. Multiplexed with built in bubble magnifiers. Digit height 0.1". £1.00. Catalogue number 306.

**LED CLOCK DISPLAY** A superb 24 hour LED clock display with 0.8" high digits. Display panel is common cathode and non-multiplexed. A snip at only £3.95. Catalogue number 204.

**Untested Items**

**DEFECTIVE CALCULATORS** A production line reject calculator with lots of accessible goodies inside. Detachable keyboard, display, case and PCB with approx. 25 transistors and 2 calculator chips. Not much wrong with some we tested. A bargain at only £2.50. Catalogue number 104.

**CALCULATOR TOPS** (Untested - so no guarantees) The upper half of two hand held calculator cases with integral keyboard. Ex-equipment but believed to be D.K. Only 50p the pair. Catalogue number 105.

Satisfaction guaranteed or return for replacement or refund.  
New Spring catalogue now available. Send Medium sized S.A.E. for your Free copy.  
Postage and Packing please add 25p (Overseas orders add 60p)


**CODESPEED, P.O. Box 23, 34 Seafield Road, Copnor, Portsmouth, Hants., PO3 5BJ**

\*\*\*\*\*



# Understanding Digital Electronics

## New teach-yourself courses



**Design of Digital Systems** is written for the engineer seeking to learn more about digital electronics. Its six volumes – each A4 size are packed with information, diagrams and questions designed to lead you step-by-step through number systems and Boolean algebra to memories, counters and simple arithmetic circuits, and finally to a complete understanding of the design and operation of calculators and computers.

### The contents of Design of Digital Systems include:

**Book 1** Octal, hexadecimal and binary number systems; conversion between number systems; representation of negative numbers; complementary systems; binary multiplication and division.

**Book 2** OR and AND functions; logic gates; NOT, exclusive-OR, NAND, NOR and exclusive-NOR functions; multiple input gates; truth tables; De Morgans Laws; canonical forms; logic conventions; Karnaugh mapping; three-state and wired logic.

**Book 3** Half adders and full adders; subtractors; serial and parallel adders; processors and arithmetic logic units (ALUs); multiplication and division systems.

**Book 4** Flip flops; shift registers; asynchronous and synchronous counters; ring, Johnson and exclusive-OR feedback counters; random access memories (RAMs) and read only memories (ROMs).

**Book 5** Structure of calculators; keyboard encoding; decoding display data; register systems; control unit; program ROM; address decoding; instruction sets; instruction decoding; control program structure.

**Book 6** Central processing unit (CPU); memory organization; character representation; program storage; address modes; input/output systems; program interrupts; interrupt priorities; programming; assemblers; computers; executive programs; operating systems and time sharing.



**Digital Computer Logic and Electronics** is designed for the beginner. No mathematical knowledge other than simple arithmetic is assumed, though the student should have an aptitude for logical thought. It consists of four volumes – each A4 size – and serves as an introduction to the subject of digital electronics. Everyone can learn from it – designer, executive, scientist, student, engineer.

Contents include: Binary, octal and decimal number systems; conversion between number systems; AND, OR, NOR and NAND gates and inverters; Boolean algebra and truth tables; De Morgans Laws; design of logic circuits using NOR gates; R-S and J-K flip flops; binary counters, shift registers and half adders.

CAMBRIDGE LEARNING ENTERPRISES, Unit 28, Rivermill Site, FREEPOST, ST. IVES, HUNTINGDON, CAMBS. PE17 4BR, ENGLAND. TELEPHONE ST. IVES (0480) 67446. PROPRIETORS: DRAYRIDGE LTD. REG. OFFICE: RIVERMILL LODGE, ST. IVES. REGD. IN ENGLAND NO. 1328762

In the years ahead the products of digital electronics technology will play an important part in your life. Calculators and digital watches are already commonplace. Tomorrow a digital display could show your vehicle speed and fuel consumption; you could be calling people by entering their name into a telephone which would automatically look up their number and dial it for you.

These courses were written by experts in electronics and learning systems so that you could teach yourself the theory and application of digital logic. Learning by self-instruction has the advantages of being faster and more thorough than classroom learning. You work at your own pace and must respond by answering questions on each new piece of information before proceeding.

After completing these courses you will have broadened your career prospects and increased your fundamental understanding of the rapidly changing technological world around you.

The six volumes of **Design of Digital Systems** cost only: **£8.10** +90p post & packing

And the four volumes of **Digital Computer Logic and Electronics** cost only: **£4.60** +90p post & packing

But if you buy both courses, the total cost is only: **£12** +£1 post & packing

Price includes surface mail anywhere in the world: Airmail extra.

## Flow Charts & Algorithms

### HELP YOU PRESENT:

safety procedures, government legislation, office procedures, teaching materials and computer programs by means of YES and NO answers to questions.

**THE ALGORITHM WRITER'S GUIDE** explains how to: define the questions, put them in the best order and draw the flow chart, with numerous examples shown. All that students require is an aptitude for logical thought. Size: A5, 130 pages. This book is a **MUST** for those with things to say.

**£2.95** + 45p post and packing by surface mail anywhere in the world. Airmail extra.

### GUARANTEE

If you are not entirely satisfied your money will be refunded.

Please allow 21 days for delivery.

Cambridge Learning Enterprises, Unit 28, Rivermill Site, FREEPOST, St. Ives, Huntingdon, Cambs. PE17 4BR, England.

Please send me the following books:

- ..... sets Digital Computer Logic & Electronics @ £5.50, p & p included
- ..... sets Design of Digital Systems @ £9.00, p & p included
- ..... Combined sets @ £13.00, p & p included
- ..... The Algorithm Writer's guide @ £3.40, p & p included

Name.....

Address.....

I enclose a \*cheque/PO payable to Cambridge Learning Enterprises for £.....

Please charge my \*Access/Barclaycard/Visa/Eurocard/Mastercharge/Interbank account number.....

Signature..... \*delete as appropriate.  
Telephone orders from credit card holders accepted on 0480-67446 (Ansafone). Overseas customers should send a bank draft in sterling drawn on a London Bank, or quote credit card number.

PE28

**U.K. RETURN OF POST MAIL ORDER SERVICE also WORLDWIDE EXPORT SERVICE**

**BAKER LOUDSPEAKER, 12 INCH, 80 WATT.**  
GROUP 50/12, 4 OR 8 OR 16 OHM HIGH POWER.  
FULL RANGE PROFESSIONAL QUALITY.  
RESPONSE 30-16,000 CPS  
MASSIVE CERAMIC MAGNET  
WITH ALUMINIUM PRESENCE CENTRE DOME.  
**£21**  
Post £1.60

**BAKER "BIG-SOUND" SPEAKERS**  
Post £1 each

'Group 25'	'Group 35'	'Group 50/15'
12 inch 30 watt <b>£12</b> 4 or 8 or 16 ohm	12 inch 40 watt <b>£14</b> 4 or 8 or 16 ohm	15 inch 75 watt <b>£33</b> 8 or 16 ohm

**10 WATT PER CHANNEL STEREO AMPLIFIER**  
Ready made in chassis form. Mains operated.  
Volume balance, treble and bass slider controls.  
Pick up and tape inputs. Recording output.  
Front panel size: 1 1/2 x 1 1/2 in.  
Chassis size: 13 x 15 in. **£18-50**  
Bargain

**HEATING ELEMENTS WAFER THIN**  
Size 10 1/2 x 8 1/2 x 1/4 in. Operating voltage 200/250V ac. 250W approx. Suitable for Heating Pads, Food Warmers, Convector Heaters, etc. Must be clamped between two sheets of metal or similar. ALL POST PAID - Discounts for quantity.  
**ONLY 40p EACH (FOUR FOR £1-50)**


**MINI MODULE BAFFLE KIT** Post 75p  
15 x 8 1/2 in. 3-way Loudspeaker System EMI 5in. Bass Bin. Middle 3in Tweeter with 3-way Crossover & Ready Cut Baffle. Full assembly instructions supplied. Response=60 to 20,000 C.P.S. 12 watt RMS. 8 ohms. **£10-95** per kit. Two kits **£20**.



**SINGLE RECORD PLAYER**  
Fitted with auto stop, stereo compatible cartridge. Baseplate. Size 11 x 8 1/2 in. Turntable Size 7 in diameter a.c. mains 220/250V 3 speeds plays all size records **£7-95**  
Post 45p  
Two for £15. Post 75p.

**NEW BSR SINGLE PLAYER £22-50**  
Model P182 3-speeds flared aluminium turntable. Post £1.  
"S" shaped arm, cueing device, stereo ceramic cartridge.  
B.S.R. De-Luxe Autochanger with stereo cartridge, plays all size records. **£18-00**

**BAKER 150 WATT ALL PURPOSE TRANSISTOR MIXER AMPLIFIER**




Ideal for Groups, Disco, P.A. and Musical instruments 4 inputs speech and music 4 way mixing.  
Output 4/8/16 ohm. a.c. Mains 240V.  
Separate treble and bass controls.  
100 volt line model **£14** extra.  
**£79** Carri  
£11 50

**BAKER 50 WATT AMPLIFIER**  
IDEAL FOR DISCOS, GROUPS AND P.A.  
Two inputs with volume controls. Master treble bass and volume controls. Suitable for all loudspeakers. **£59** Post £1.

**R.C.S. SOUND TO LIGHT DISPLAY MK II**  
Complete kit of parts with R.C.S. printed circuit. Three 1000W channels Will operate from 200mV signal source. CABINET extra £4. **KIT = £17.00**

**R.C.S. 10 WATT AMPLIFIER KIT**



This kit is suitable for record players, tape play back, guitars, electronic instruments or small P.A. systems. Two versions are available. The mono kit uses 13 semiconductors. The stereo kit uses 22 semiconductors. Both kits have printed front panel and volume, bass and treble controls. Spec. 10W output into 8 ohms, 7W into 15 ohms. Response 20cs to 30Kcs.  
Input 100mV. high imp. Size 9 1/2 x 3 1/2 in. A/C mains operated  
Mono kit **£12-50** Stereo kit **£20** post 45p  
Easy to build Full instructions supplied.

**LOW VOLTAGE ELECTROLYTICS**  
1, 2, 4, 5, 8, 16, 25, 30, 50, 100, 200mF 15V 10p. 500mF 12V 18p. 25V 20p. 50V 30p. 100mF 12V 17p. 25V 35p. 50V 47p. 100V 70p. 2000mF 6V 25p. 25V 42p. 2500mF 50V 62p. 3000 mF 25V 47p. 50V 65p. 3900mF 100V £1.60. 4700mF 63V £1.20. 5000mF 6V 25p. 12V 42p. 25V 75p. 35V 85p. 5600mF 76V £1-80. 1200mF 76V 80p.

**HIGH VOLTAGE ELECTROLYTICS**

8/350V 22p	8+8/450V 50p	50+50/300V 50p
16/350V 30p	8+16/450V 50p	32+32/450V 75p
32/500V 75p	16+16/450V 50p	100+100/275V 65p
50/350V 50p	32+32/350V 50p	150+200/275V 70p

**TINTED PLASTIC COVERS ONLY**  
Sizes: 1 1/2 x 1 1/2 x 4 1/2 in. £3. 1 1/2 x 1 1/2 x 4 in. £5. 1 1/2 x 1 1/2 x 4 in. £3.75. 1 1/2 x 1 1/2 x 3 1/2 in. £3. 1 1/2 x 1 1/2 x 2 1/2 in. Rosewood sides £4.  
Ideal for record decks, tape decks, etc. Post £1.

**R.C.S. LOW VOLTAGE STABILISED POWER PACK KITS**  
All parts and instructions with Zener diode, printed circuit rectifiers and double wound mains transformer. Input 200/240V a.c. Output voltages available 6 or 7.5 or 9 or 12V. up to 100mA or less. Size 3 x 2 1/2 x 1 1/2 in. Please state voltage required. **£2-95**

**ELECTRO MAGNETIC PENDULUM MECHANISM** 95p Post 30p  
1.5 v d.c. operation over 300 hours continuous on SP2 battery fully adjustable swing and speed. Ideal displays teaching electro magnetism or for metronome, strobe, etc.

**MAINS TRANSFORMERS** ALL POST 75p each

250-0-250V 70mA 6.3 2A	£3-25
250-0-250 80mA 6.3V 3 5A 6.3V 1A or 5V 2A	£4-60
250-0-350 80mA 6.3V 3 5A 6.3V 1A or 5V 2A	£5-80
300-0-300 120mA 2-6 3V 2A CT. 6.3V 2A	£8-50
220V 45mA 6.3V 2A	£1-75
HEATER TRANS. 6.3V 3A. £1-45. 1 amp. £1-00	
GENERAL PURPOSE LOW VOLTAGE Tapped outputs at	
2A 3, 4, 5, 6, 8, 9, 10, 12, 15, 18, 24 and 30V	£5-30
1A, 5, 6, 8, 10, 12, 15, 18, 20, 24, 30, 36, 40, 48, 60	£5-30
2A, 6, 8, 10, 12, 15, 18, 20, 24, 30, 36, 40, 48, 60	£8-50
3A, 6, 8, 10, 12, 15, 18, 20, 24, 30, 36, 40, 48, 60	£11-00
5A, 6, 8, 10, 12, 15, 18, 20, 24, 30, 36, 40, 48, 60	£14-50
5, 6, 10, 16V 1A £2. 12V 100mA £1. 12V 300mA £1.	
12V 750mA £1.30. 40V 2A tapped 10V or 30V £2.95.	
12.95. 30V 5A £2.50. 40V 2A £2.95. 25V 0-25V 2 amp £4.	
20-0-20V 1A £2.95. 30V 1A £2.75. 20V 1A £2.20.	
9V 3 amp £2.75. 60V, 40V, 20V or 0-20-20V. 1A £3.60.	
30V 0-30-20V 2A £2. 9V 250mA 2A £2. 30V 2 amp £3.	
AUTO TRANSFORMERS: 115V to 230V or 230V to 115V 150W £7. 250W £8. 400W £9. 500W £10.	
CHARGER TRANSFORMERS: Input 200/250V for 6 or 12V 1A £2.75. 3A £4. 4A £5.20.	
FULL WAVE BRIDGE CHARGER RECTIFIERS, 6 or 12V outputs 1 1/2A 55p; 4A £1.25. HALF WAVE 12V 1 1/2A 25p.	

**BLANK ALUMINIUM CHASSIS**, 18 s.w.g. 2 1/2 in. sides, 6 x 4 in. 95p; 8 x 6 in. £1.40; 10 x 7 in. £1.95; 14 x 9 in. £1.90; 16 x 6 in. £1.85; 12 x 3 in. £1.20; 16 x 10 in. £3.20, 12 x 8 in. £1.70.  
**ALUMINIUM PANELS**, 18 s.w.g. 6 x 4 in. 24p; 8 x 6 in. 38p; 10 x 7 in. 54p; 12 x 6 in. 50p; 12 x 8 in. 70p; 16 x 6 in. 70p; 12 x 12 in. £1.15; 10 in. £1.16.  
**ALUMINIUM ANGLE BRACKET**, 6 x 4 in. 20p.  
**ALUMINIUM BOXES, MANY SIZES IN STOCK**  
4 x 2 x 2 in. 86p; 3 x 2 x 1 in. 65p; 6 x 2 x 2 in. 95p; 8 x 6 x 3 in. £1.50; 9 x 4 x 4 in. £1.70; 6 x 4 x 4 in. £1.30; 10 x 7 x 3 in. £2.20.  
**THE "INSTANT" BULK TAPE ERASER £5-50**  
Suitable for cassettes, and all sizes of tape. Reels for 15, mains 200/240V. Post Leaflet S A E 50p  
**Head demagnetiser £4.75**

**RADIO COMPONENT SPECIALISTS 337 WHITEHORSE ROAD, CROYDON, U.K. Tel. 01-684 1665**

Minimum post 30p. Access and Barclaycard/Visa. Same day despatch. Radio Books and Components Lists 20p. Open 9-6 Sat. 9-5 (Closed Wednesday all day).

**ALCON**  
BRING YOU THE NEW CHINAGLIA



**MINOR POCKET MULTIMETER**  
THE PROFESSIONAL SOLUTION TO GENERAL MEASUREMENT PROBLEMS  
**£32-50 inc. VAT.**

The best instrument for the workshop, school, toolbox, T.V. shop and anywhere accurate information is needed quickly and simply.

- IT OFFERS:
- ★ Single-knob range selection
  - ★ 110° Full-view mirror scale and fine line pointer
  - ★ Clear unambiguous scales
  - ★ A well-damped cylindrical magnet movement with resilient bearings
  - ★ 31 ranges providing coverage from 150mV to 1.5kV d.c.; 7.5V to 1.5kV a.c.; 50A to 2.5A d.c.; 25mA to 12.5A a.c.; 10KΩ and 10MΩ resistance and six signal level ranges.
  - ★ Accuracy ±2.5% d.c., ±3% a.c. and 2% resistance.

For details of this and other exciting Alcon Instruments please write or phone:-

**ALCON Instruments Ltd.**

19 MULBERRY WALK, LONDON SW3 6DZ TEL: 01-352 1897

**SINCLAIR PRODUCTS** microvision tv world model £147.95, UK model £89.95, mains adaptor £6.73. POM35 £28.95, mains adaptor £3.19, case £3.19. DM350 £68.95. DM450 £97.95. DM235 £49.45. rechargeable 'batts' £7.50, mains adaptor £3.70, case £8.45, enterprise prog calculator with accessories £22.95, cambridge prog calculator £12.13, prog library £4.45, mains adaptor £3.20.  
**COMPONENTS** send see for full list. 1 lb FeCl £1.05, dolo pen 79p, 60 sq ins pcb 55p, laminate cutter 75p, small drill 20p, zn414 £1.05, pcb and extra parts for radio £3.85, case £1. 1N4148 1.4p. 1N4002 2.9p. 723 29p. 741 16p. NE555 23p. bc182b, bc183b, bc184b, bc212b, bc213b, bc214c 4.5p. 1/4W 5% £1.2 resistors 10R to 10M £1. 0.5p for 50+ of one value. electrolytics 16v 5/12/25/10/22mf 5p. 100mf 6p. 1000mf 10p. 1500 mF (PC) 3.4p. 10v 2mf 1.7p. 1000mf 5.1p. 2200mf 6p. polyesters 250v .015, .068, .1mf 1/4p. ceramics 50v £6 22pf to 47n 2p. polyesters 53v £12 10pf to 10n 3p. zeners 400mW E24 2v7 to 33v 7p.  
**IC AUDIO AMPS** with pcb. JC12 6W £1.60. JC20 10W £2.95. send see for data.  
**BATTERY ELIMINATORS** 3-way type 6/7 1/2 9v 300 ma £2.95. 100ma radio type with press-studs 9v £3.35. 9+9v £4.50. stabilized type 3/4 1/2 9v 400ma £5.30. 2v car converters 3/4 1/2 9v 800ma £2.50.  
**TV GAMES** send see for data. AY-3-8500 + kit £8.95. rifle kit £4.95. AY-3-8600 + kit £12.50. stunt cycle chip + kit £10.90. racing cars chip + kit £17.90.  
**TRANSFORMERS** 6-0-6v 100ma 74p. 1 1/2a £2.35. 6.3v 1 1/2a £1.89. 9-0-9v 75ma 74p. 1a £2.2a £2.60. 12-0-12v 100ma 90p. 1a £2.49.  
**BATTERY ELIMINATOR KITS** send see for data. 100ma radio types with press-studs 4 1/2v £1.40. 6v £1.40. 9v £1.40. 4 1/2 4 1/2 v £1.80. 6+6v £1.80. 9+9v £1.80. stabilized 8-way types 3/4 1/2 9v 12/15/18v 100ma £2.80. 1amp £6.40. stabilized power kits 2-18v 100ma £3.60. 2-30v 1A £8.95. 2-30v 2a £10.95. 12v car converter 6/7 1/2 9v 1a £1.35.  
**TEC AND CSC BREADBOARDS** s-dec £3.17. f-dec £4.02. u-deca £4.40. u-decb £6.73. exp 300 £8.21. exp 350 £3.40. exp 650 £3.89. exp 4b £2.48.  
**BI-PAK AUDIO MODULES** s450 £23.51. AL60 £4.86. pa100 £15.95. spm80 £4.47. bms80 £5.95. stereo 30 £20.12.  
**SWANLEY ELECTRONICS** (Dept. PE), 32 Goldsail Road, Swanley, Kent BR8 8EZ. Post 30p extra. Prices include VAT.

**JONES ELECTRONICS SUPPLIES**  
588, Ashton Rd., Hathershaw, Oldham, Lancs. OL8 3HW  
Tel: 061-652 9879 Telex: 668250

Retail shop open Mon. Thurs., Fri. 9 a.m.-7.30 p.m. Weds. & Sat. 9 a.m.-6 p.m. Tues. 9 a.m.-1 p.m. V.A.T. 8% P&P 20p except where shown.

**FULL RANGE C.MOS. TTL. CAPS. RESISTORS P.C.B. EQUIPMENT ETC.**

"B" BARREL KITS 90% GOOD DEVICES 100% MONEY BACK IF NOT ABSOLUTELY DELIGHTED 99p & 20p.	1 PCB with qty. 10 8 amp 400 volt Triacs (2N6347) + CMOS £1.80 P&P 30p
25 7400 T.T.L. Large mix 25 Linear & T.T.L. devices 50 assorted diodes inc. zeners 50 assorted NPN - PNP to 92 package transistors	6 PCB's each with 1 thyristor (MCR106-6) 4 amp 400 volt £1.00 P&P 35p
"A" BARREL KITS. ALL DEVICES 100% PRIME 99p	10 Assorted P.C.B.'s £1.40 P&P 50p
8 Rotary switches 3 position. P&P 30p	2N3612 to 3 Power transistor 78p
20 6004 presets P&P 20p	741 DP amp 18p
6 Push to make switches P&P 25p	555 timer 33p
5 To 220 6 amp NPN power transistors P&P 20p	IM 380N 95p
TIP 41A 40p TIP 42A 56p	AD 161 & 162 PR 99p
<b>SPECIAL OFFER! MAKE YOUR OWN KEYBOARDS. M.L.S. INDIVIDUAL KEYBOARD SWITCH WITH RE/CAPABLE TOP ALLOWING LETTERING BY INDIVIDUAL ONLY 25p each.</b>	Electrolytic Cap. 50 for 99p (P&P 30p)
	3" 80 SPHR 99p (P&P 30p)
	20 x 2N930 99p
	4" 80 SPUR £1.44 (P&P 30p)
	Transformers P&P 60p VAT 8%
	6-0-6 100 ma 93p 9-0-9 1 amp £2.44
	6-0-6 1.5 amps £3.20 12-0-12 1 amp £2.89
	12-0-12 100mA 99p 15-0-15 1 amp £2.89
	30-0-30 2 amp £5.50 30-0-30 1 amp £3.10





# LOOK! Here's how you master electronics.

.... the **practical** way.

This new style course will enable anyone to have a real understanding by a modern, practical and visual method. No previous knowledge is required, no maths, and an absolute minimum of theory.

You learn the practical way in easy steps mastering all the essentials of your hobby or to further your career in electronics or as a self-employed electronics engineer.

All the training can be carried out in the comfort of your own home and at your own pace. A tutor is available to whom you can write, at any time, for advice or help during your work. A Certificate is given at the end of every course.

## 1. Build an oscilloscope.

As the first stage of your training, you actually build your own Cathode ray oscilloscope! This is no toy, but a test instrument that you will need not only for the course's practical experiments, but also later if you decide to develop your knowledge and enter the profession. It remains your property and represents a very large saving over buying a similar piece of essential equipment.

## 2. Read, draw and understand circuit diagrams.

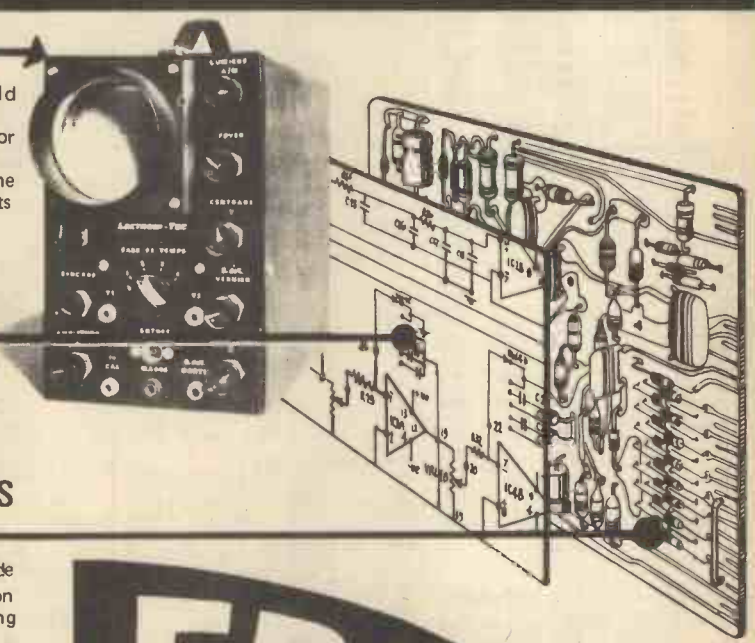
In a short time you will be able to read and draw circuit diagrams, understand the very fundamentals of television, radio, computers and countless other electronic devices and their servicing procedures.

## 3. Carry out over 40 experiments on basic circuits.

We show you how to conduct experiments on a wide variety of different circuits and turn the information gained into a working knowledge of testing, servicing and maintaining all types of electronic equipment, radio, t.v. etc.

## 4. Free Gift.

All students enrolling in our courses receive a free circuit board originating from a computer and containing many different components that can be used in experiments and provide an excellent example of current electronic practice.



# FREE

Post now, without obligation, to:-

**BRITISH NATIONAL RADIO & ELECTRONICS SCHOOL**


P.O. Box 156, Jersey, Channel Islands.

NAME \_\_\_\_\_

ADDRESS \_\_\_\_\_

PEB 5/79

Block caps please



32 page  
Colour Brochure



# TRANSISTORS

TYPE	PRICE	BC108A	0.07	BC177B	0.12
AC107	0.23	BC108	0.07	BC178B	0.12
AC125	0.17	BC109	0.06	BC179	0.12
AC126	0.17	BC109B	0.07	BC182A	0.09
AC127	0.16	BC109C	0.07	BC182B	0.09
AC127K	0.23	BC113	0.12	BC183A	0.09
AC128	0.14	BC114	0.15	BC183LA	0.09
AC128K	0.25	BC116	0.13	BC183LB	0.10
AC128/1760.42		BC117	0.15	BC184	0.08
AC142	0.18	BC118	0.12	BC184L	0.09
AC153	0.55	BC119	0.25	BC184LB	0.10
AC158	0.50	BC125	0.15	BC186	0.19
AC176	0.16	BC125B	0.16	BC187	0.17
AC187	0.50	BC126	0.15	BC204	0.08
AC187K	0.55	BC136	0.15	BC204B	0.09
AC188K	0.55	BC137	0.15	BC206	0.11
ACY20	1.02	BC138	0.30	BC206B	0.11
ACY22	1.02	BC140	0.27	BC207	0.10
AD142	0.87	BC141	0.29	BC209B	0.09
AD143	0.87	BC142	0.20	BC212A	0.10
AD149	0.65	BC147	0.06	BC213L	0.10
AD161	0.35	BC147B	0.07	BC214L	0.10
AD161/1620.70		BC148	0.06	BC237	0.15
AD162	0.35	BC148A	0.07	BC237A	0.16
AD262	0.36	BC148B	0.07	BC237C	0.21
AD263	0.36	BC149	0.06	BC238	0.15
ADY26	4.74	BC157	0.06	BC238B	0.16
ADY21	4.05	BC157A	0.07	BC238C	0.18
AF106	0.45	BC158	0.07	BC251A	0.15
AF109R	0.38	BC158A	0.08	BC251B	0.17
AF124	0.25	BC158V1	0.09	BC252A	0.17
AF125	0.26	BC159	0.06	BC252B	0.15
AF126	0.25	BC159A	0.07	BC252C	0.20
AF127	0.25	BC159B	0.07	BC258	0.20
AF139	0.32	BC161	0.25	BC261A	0.10
AF178	0.30	BC167	0.06	BC262	0.20
AF179	0.30	BC168	0.06	BC267A	0.22
AF200	0.36	BC169	0.06	BC267B	0.21
AF201	0.39	BC170B	0.07	BC268	0.21
ASV73	0.30	BC170C	0.07	BC304	0.25
ASZ15	0.60	BC171	0.06	BC307	0.15
ASZ16	0.60	BC171A	0.07	BC307A	0.15
ASZ17	0.60	BC171B	0.07	BC307B	0.15
AU103	0.90	B172	0.06	BC308	0.15
AU107	0.90	BC172A	0.07	BC309A	0.15
AU110	1.00	BC172B	0.07	BC317B	0.15
AU120	0.90	BC172C	0.07	BC322	0.16
BC107	0.06	BC173	0.06	BC327	0.16
BC107A	0.07	BC173B	0.07	BC328	0.18
BC107B	0.07	BC174	0.07	BC337	0.16
BC108	0.06	BC177A	0.12	BC338	0.16

BC348A	0.15	BD508	0.50	BFX43	0.70
BC350A	0.17	BD518	0.50	BFX84	0.20
BC441	0.20	BD537	1.02	BFX85	0.20
BC461	0.24	BD587	1.02	BFX88	0.20
BC546	0.10	BDX32	1.90	BFY18	0.50
BC547	0.11	BDY16	0.50	BFY19	0.50
BC547A	0.11	BDY20	0.50	BFY33	0.50
BC547B	0.11	BF115	0.35	BFY34	0.50
BC547C	0.11	BF121	0.20	BFY46	0.50
BC548A	0.11	BF123	0.20	BFY51	0.12
BC548B	0.11	BF125	0.20	BFY52	0.12
BC548C	0.11	BF127	0.20	BFY81	4.00
BC549	0.11	BF137	0.21	BRV39	0.35
BC549B	0.11	BF152	0.15	BSX20	0.18
BC550	0.11	BF154	0.15	BSX52	0.33
BC557	0.11	BF157	0.37	BSY20	0.21
BC557A	0.11	BF158	0.15	BSY25	0.30
BC557C	0.11	BF173	0.20	BSY27	0.30
BC558	0.11	BF174	0.20	BSY29	0.54
BC558A	0.11	BF177	0.25	BSY39	0.15
BC558B	0.11	BF178	0.25	BSY52	0.33
BC559B	0.11	BF179	0.25	BSY54	0.39
BCY42	0.55	BF180	0.20	BSY56	0.36
BCY58	0.20	BF181	0.20	BSY60	0.36
BCY71	0.13	BF182	0.20	BSY84	0.30
BCY72	0.13	BF183	0.20	BU105	1.08
BD115	0.30	BF184	0.20	BU105-04	1.08
BD116	0.30	BF185	0.20	BU108	1.80
BD123	0.60	BF194	0.06	BU126	1.00
BD128	1.02	BF194A	0.07	BU133	1.75
BD131	0.35	BF195	0.06	BU204	1.30
BD133	0.40	BF195D	0.07	BU205	1.30
BD135	0.30	BF195G	0.07	BU208	1.50
BD136	0.30	BF196	0.06	BU208-02	1.75
BD137	0.30	BF197	0.06	BU406	3.60
BD138	0.30	BF198	0.06	BUY69A	6.75
BD139	0.30	BF224	0.18	BUY89B	2.00
BD140	0.30	BF253	0.18	BUY69C	7.00
BD144	0.30	BF254	0.18	BUY70A	5.00
BD168	0.50	BF255	0.18	BUY71	4.50
BD178	1.72	BF257	0.16	MPS6517	0.48
BD181	1.32	BF258	0.28	MPS6523	0.27
BD183	1.50	BF259	0.28	MPSA06	0.90
BD232	0.60	BF324	0.20	MV5053	0.72
BD233	0.60	BF335	0.25	NKT214	0.25
BD234	0.60	BF338	0.45	NKT224	0.25
BD235	0.40	BF457	0.60	OC22	1.40
BD236	0.40	BF523	0.22	OC36	1.40
BD237	0.40	BF594	1.00	OC29	0.85
BD238	0.40	BF591	5.00	OC36	1.00
BD434	0.40	BF743	0.54	OC44	0.12
BD507	0.50	BFX29	0.20	OC45	0.12

# TTL

7400	.12	7476	.13	74161	.80
7401	.12	7483	.75	74163	.80
7402	.12	7484	.90	74164	.90
7403	.12	7485	.90	74165	.90
7404	.13	7486	.26	74166	1.00
7405	.13	7489	2.00	74170	1.70
7406	.29	7490	.35	74171	1.70
7407	.29	7491	.65	74172	1.40
7408	.14	7492	.45	74173	1.20
7409	.14	7493	.36	74174	.90
7410	.13	7494	.80	74175	.70
7411	.18	7495	.55	74176	.90
7412	.21	7496	.62	74177	.90
7413	.25	7497	2.40	74178	1.20
7414	.54	7499	.95	74179	1.10
7416	.27	74105	.40	74180	.90
7417	.27	74107	.28	74181	.95
7420	.13	74109	.45	74182	.75
7421	.28	74110	.46	74184	1.20
7422	.25	74111	.70	74185	1.20
7425	.22	74116	1.60	74186	1.20
7426	.25	74118	.82	74188	1.40
7427	.25	74119	1.30	74190	1.10
7428	.34	74120	.82	74191	1.00
7430	.13	74121	.26	74192	1.00
7432	.24	74122	.40	74193	1.10
7433	.32	74123	.55	74194	.92
7437	.24	74125	.45	74195	.85
7438	.24	74126	.46	74196	.92
7440	.13	74128	.62	74197	.92
7441	.52	74132	.70	74198	1.60
7442	.55	74141	.58	74199	1.50
7444	.90	74142	2.02	74202	.75
7445	.70	74143	2.02	74143	2.02
7446	.70	74144	2.02	74204	.85
7447	.66	74145	.65	74205	.85
7448	.60	74147	1.35	74206	.85
7450	.13	74148	1.20	74207	.85
7451	.13	74150	1.00	74208	.85
7452	.13	74151	.60	74209	.85
7454	.13	74153	.60	74210	.85
7460	.13	74154	.60	74211	.85
7470	.28	74155	.63	74212	.85
7472	.22	74156	.63	74213	.85
7473	.26	74157	.63	74214	.85
7474	.20	74158	.70	74215	.85
7475	.28	74160	.80	74216	.85

# CMOS

4000	.15	4073	.20
4001	.15	4075	.20
4002	.20	4076	.20
4003	.20	4077	.10
4004	.20	4078	.10
4005	.20	4079	.20
4006	.20	4081	.20
4007	.20	4082	.20
4008	.20	4083	.20
4009	.20	4084	.20
4010	.50	4085	.20
4011	.15	4086	.20
4012	.15	4087	.20
4013	.15	4088	.20
4014	.85	4089	.20
4015	.80	4090	.20
4016	.45	4091	.20
4017	.55	4092	.15
4018	.60	4093	.15
4019	.45	4094	.15
4020	.60	4095	.15
4021	.85	4096	.15
4022	.85	4097	.15
4023	.20	4098	.15
4024	.20	4099	.15
4025	.20	4100	.15
4026	.20	4101	.15
4027	.35	4102	.15
4028	.70	4103	.15
4029	.70	4104	.15
4030	.50	4105	.15
4031	.40	4106	.15
4032	.40	4107	.15
4033	.140	4108	.15
4034	.140	4109	.15
4035	.140	4110	.15
4036	.140	4111	.15
4037	.140	4112	.15
4038	.140	4113	.15
4039	.140	4114	.15
4040	.140	4115	.15
4041	.80	4116	.15
4042	.75	4117	.15
4043	.85	4118	.15
4044	.85	4119	.15
4045	.85	4120	.15
4046	.85	4121	.15
4047	.85	4122	.15
4048	.85	41	



# SMALL ADS

The prepaid rate for classified advertisements is 20 pence per word (minimum 12 words), box number 60p extra. Semi-display setting £6.60 per single column centimetre (minimum 2.5 cms). All cheques, postal orders etc., to be made payable to Practical Electronics and crossed "Lloyds Bank Ltd". Treasury notes should always be sent registered post. Advertisements, together with remittance, should be sent to the Classified Advertisement Manager, Practical Electronics, Room 2337, IPC Magazines Limited, King's Reach Tower, Stamford St., London, SE1 9LS. (Telephone 01-261 5846).

## CONDITIONS OF ACCEPTANCE OF CLASSIFIED ADVERTISEMENTS

1. Advertisements are accepted subject to the conditions appearing on our current advertisement rate card and on the express understanding that the Advertiser warrants that the advertisement does not contravene any Act of Parliament nor is it an infringement of the British Code of Advertising Practice.
2. The publishers reserve the right to refuse or withdraw any advertisement.
3. Although every care is taken, the Publishers shall not be liable for clerical or printers' errors or their consequences.

## NOTICE TO READERS

When replying to Classified Advertisements please ensure:

- (A) That you have clearly stated your requirements.
- (B) That you have enclosed the right remittance.
- (C) That your name and address is written in block capitals, and
- (D) That your letter is correctly addressed to the advertiser.

This will assist advertisers in processing and despatching orders with the minimum of delay.

## RECEIVERS AND COMPONENTS

ALL PRICES PER 100 5% carbon film resistors 25p; C280 capacitors 50p; IC's from £3.00; Zeners £3.00; W/W Resistors £3.00; Diodes from £2.00; Valves £20.00; Slider controls £10.00; Micro switches £8.50; Many other bargains. Lists s.a.e. Bardwell, 212 Stubley Lane, Dronfield-Woodhouse, Sheffield S18 5PY.

## BRAND NEW COMPONENTS BY RETURN

Electrolytic Capacitors 16V, 25V, 50V. 0.47, 1.0, 2.2, 4.7 & 10 mfd. — 5p. 22, 47, 100, 220, 470, 1000 — 6p. (50V—6p). 100—7p. (50V—8p). 220—8p. (50V—10p). 470—11p. (50V—16p). 1000/15V—15p. 1000/25V—18p. 1000/40V—35p. Subminiature bead tantalum electrolytics. 0.1, 0.22, 0.47, 1.0 @ 35V & 4.7 @ 6.3V—8p. 2.2/35V & 4.7/25V—9p. 10/25V & 15/16V—12p. 22/16V, 33/10V, 47/6V, 58/3V, 100/3V—14p. Subminiature Ceramic Caps. E12 Series 100V. 2% 10 pf. to 47 pf.—3p. 56 pf. to 330 pf.—4p. 10% 390 pf. to 4700 pf.—4p. Vertical Mounting Ceramic Plate Caps. 50V. E12 22 pf.—1000 pf.—E6 1500 pf. to 47000 pf.—2p. Polystyrene E12 Series 63V. Horizontal Mtg. 10 pf. to 1000 pf.—3p. 1200 pf. to 10000 pf.—4p. Miniature Polyester 250V Vert. Mtg. E6 Series. .01 to 0.1—4p. .15 & .22—5p. .33 & .47—2p. 0.68—11p. 1.0—14p. 1.5—20p. 2.2—22p. Mylar (Polyester) Film 100V, Vertical Mtg. .001, .002, .005—3p. .01, .02—4p. .04, .05—5p. Miniature resistors Highstab. 5% E12 Series. 0.125W mixed metal/carbon film 100—2M20—1p. 0.25W carbon film 10—10M (10% over 1M)—1p. (E24 series in 1W c.film 2.00—2M00 only). 0.25W, 0.5W & 1W metal film 2.00—2M20—2p. 1N4148—2p. 1N4002—4p. 1N4006—6p. 1N4007—7p. BC107/8/9, BC147/8/9, BC157/8/9, BF194/7—9p. 8 pin i.c.s. 741 Op.amp.—18p. 555 timers—24p. 20mm. fuses .15, .25, .5, 1.0, 2.0, 3.0 & 5A—3p. 20mm. fuseholders P.C. or Chassis Mtg. — 5p. 400 mW. zener diodes E24 series 2V7—33V—8p. Prices VAT inclusive Post 10p. (Free over £4).

### THE C. R. SUPPLY CO.

127, Chesterfield Rd., Sheffield S8 0RN

## COMPONENT PACKS

100 Mixed Resistors 1/4, 1w.....	70p
25 Polyester Capacitors.....	60p
50 Mixed Capacitors: Poly., Cer., Elec.....	1.50
10 Micro Switches (ex equip.).....	80p
100 P.C. Board Spacers.....	30p
25 Rubber Feet.....	20p
100 Components: Res., Cap., Diodes, Switches etc.....	1.00
20 I/Circuits ITT326-5DR High Level Logic.....	1.60
25 yds Hook-up Wire.....	43p
10 Electrolytic Capacitors.....	80p
10 Mains Neons (use 330k series resistor).....	50p
20 Fuse Holders.....	50p
4 P.C. Boards (Component marking for PSU).....	50p
1 Panel with 3 mounted relays.....	90p
1 Panel with 2 mounted relays.....	65p
10 Cable Ties.....	15p
100 Connectors, Spades, Tags, Eyelets etc.....	1.00
10 BC 108.....	95p
10 BC 109.....	95p

Prices inc. VAT Add 20p p&p  
S.A.E. for catalogue

**Durrants (Components Service)**  
9, St. Mary's Street, Shrewsbury

**GUARANTEED ICs 7400/10p 7447/55p 7473/24p 74121/24p 4000/15p 4011/15p 4017/55p 4027/32p 709/22p 741/22p 7805/60p NE555/25p. Many more! SAE full list CP ICs 22 Oakfield Road, Croydon, Surrey.**

P.C.Bs PAXOLIN 10 1/2" x 4 1/4" 4 — £1.25. 12" x 9" 70p. 17 1/2" x 9 1/2" £1.15. D.S. 10" x 8 1/2" 80p. Fibre Glass 9" x 8" £1.20. 18" x 8" £2.40. D.S. 13" x 6" £1.30. 11 1/2" x 7 1/2" £1.80. Panel with 42 assorted 74 series ICs £1.50. 20 wire ended neons £1.300 small components, trans, diodes £1.50. 7 lbs assorted components £3.60. 3 1/2 lbs £2.10. List 15p. Refundable. Post 20p under £1. Insurance add 15p.

### J.W.B. RADIO

2 Barnfield Crescent, Sale, Cheshire M33 1NL

**TURN YOUR SURPLUS capacitors, transistors, etc., into cash. Contact COLES-HARDING & CO., 103 South Brink, Wisbech, Cambs, 0945-4188. Immediate settlement.**

**RIBBON MICROPHONES with 4/8 Pole Switch 95p; Microswitches, Capacitors, Receivers and Microphone Capsules 10p each; Bakelite Telephones £2.95; Handsets 50p; Magneto Generators £1.75. P & P £1.50. CONVERSATION PIECES, 55 Swindon Road, Cheltenham. (35707).**

Resistors 0.5W 10% E12 100-1M 1p.  
Ceramic Caps 68pF-6800pF E6 range 2p.  
Polyester 0.01-0.1 3p, .15, .22 5p, .33, .47 7p, .68 10p, 1.0 12p, 2.2 25p.  
Electrolytic 25V 2.2uF 5p, 40-160 7p, 220, 500 10p, 1000 20p, 6800 70p, 741 19p, LM3900 49p, 2N3055 50p, BC107, 108 8p, BC109, 158 9p, BC147, 148 7p, BC182 11p, Red LED -125V 10p Post 15p.

## PROTON ELECTRONICS

DEPT A,

1A, 2 & 4 STOPES ROAD,  
RADCLIFFE, MANCHESTER M26 0TN

**NEW SHOP IN EAST KENT.** Vast range of Electronic Components equipment, hardware. Technocraft, 143 Tankerton Road, Whitstable, 265097. Open Tuesday to Saturday. Easy Parking.

**TUNBRIDGE WELLS COMPONENTS.** Ballard's, 108 Camden Road, Tunbridge Wells, Phone 31803. No Lists. Enquiries S.A.E.

## SITUATIONS VACANT

### MINISTRY OF DEFENCE

## ELECTRONICS INSTRUCTORS

AT

THE ROYAL SIGNALS TRAINING GROUP  
CATTERICK GARRISON, NORTH YORKSHIRE

Salary £4049 (Age 28) — £4869 (Non Contributory Pension)  
PROMOTION PROSPECTS

Experienced Technicians, men and women, are invited to apply for appointment as Civilian Instructional Officers Grade 3. These posts are for instructors to teach Electronics Workshops Practice and/or related Telecommunications subjects. (ONC or C&G or equivalent qualifications desirable.) No previous instructional experience necessary — training will be given.

### INITIAL APPLICATIONS TO:

AREA CIVILIAN STAFF MANAGER


Catterick  
Peronne Lines  
Catterick Garrison  
North Yorkshire  
DL9 4HF

Telephone: Catterick Camp 2521 Ext. 2054

Closing date 26th April 1979.



# When you buy Hectaphone you buy more than Intercom



Instant talk back to your Hectaphone from up to 40ft.  
Never having to leave what you are doing.  
Fully intercommunicating.  
Any Station to any Station.

**Mini up to 4 lines**

EXAMPLE: 3 wall stations, amplifier, 30 metres cable

Approx. **£153.30**

**Maxi up to 8 lines**

EXAMPLE: 6 wall stations, amplifier, 50 metres cable

Approx. **£313.50**

**Magnum up to 21 lines**

EXAMPLE: 12 wall stations, amplifier, 100 metres cable

Approx. **£858.00**

## HIGHAMS ELECTRONIC COMMUNICATIONS LIMITED

Ferndown Industrial Estate, 96 Cobham Road, Wimborne, Dorset, BH21 7RE. Tel: (0202) 893514

**EDUCATIONAL**

### TELEVISION & VIDEO SYSTEMS SERVICING

**15 MONTHS full-time course to include a high percentage of practical work.**

- ELECTRONIC PRINCIPLES
- MONO & COLOUR TELEVISION
- CLOSED CIRCUIT TELEVISION
- VIDEO CASSETTE RECORDING
- DIGITAL TECHNIQUES
- TELETEXT & TV GAMES

**Shortened courses for applicants with suitable electronics background.**

*Next session starts on Sept 17th.*

(Also available 2½ year course in Marine Electronics & Radar for employment as ships Radio Officer.)

Prospectus from:

### LONDON ELECTRONICS COLLEGE

Dept. PEA, 20 Penywern Road, London SW5 9SU. Tel. 01-373 8721.

**LADDERS**

LADDERS. Varnished 2½ft. extd. £35.70. Carr. £2.80 Leaflet. Callers welcome. Open Sat. Ladder Centre (PEE5). Halesfield (1) Telford 586644.

**RECORD ACCESSORIES**

STYLII for Hi-Fi. Music Centres. 111. List for s.a.e. Also cartridges, leads, accessories. Details-Felstead Electronics (PE) Longley Lane, Gatley, Cheshire. SK8 4EE.

**COLOUR TV SERVICING**

Learn the techniques of servicing Colour TV sets through new homestudy course approved by leading manufacturers. Covers principles, practice and alignment with numerous illustrations and diagrams. Other courses for radio and audio servicing. Full details from:

**ICS SCHOOL OF ELECTRONICS**  
Dept. G272 Intertext House, London SW8 4UJ  
Tel. 01-622 9911 (all hours)  
State if under 18

**TECHNICAL TRAINING**

Get the training you need to move up into a higher paid job. Take the first step now—write or phone ICS for details of ICS specialist homestudy courses on Radio, TV, Audio Eng. and Servicing, Electronics, Computers: also self-build radio kits. Full details from:

**ICS SCHOOL OF ELECTRONICS**  
Dept. G272 Intertext House, London SW8 4UJ  
Tel. 01-622 9911 (all hours)  
State if under 18

**CITY & GUILDS EXAMS**

Study for success with ICS. An ICS homestudy course will ensure that you pass your C. & G. exams. Special courses for: Telecoms. Technicians, Electrical Installations, Radio, TV & Electronics Technicians, Radio Amateurs. Full details from:

**ICS SCHOOL OF ELECTRONICS**  
Dept. G272 Intertext House, London SW8 4UJ  
Tel. 01-622 9911 (all hours)  
State if under 18

**FOR SALE**

**PRACTICAL ELECTRONICS.** September 1967 to February 1978. 80% Complete. Offers. Bradford (W. Yorks) 32119.

**NEW BACK ISSUES OF "PRACTICAL ELECTRONICS"** available 70p each Post Free. Open P.O./Cheque returned if not in stock - Bell's Television Services, 190 Kings Road, Harrogate, N. Yorks. Tel: (0423) 55885.

**CLEF ELECTRONIC** Piano and string synthesiser £300.00 each o.n.o. Also Maplin Rhythm unit £65.00 o.n.o. All in good working order. Hardly used. Tel: 051-525 4701.

**P.E. STRING ENSEMBLE,** professionally built, genuine reason for sale, buyer collects. 01-554 0622. £85.

**OVER 90 BACK ISSUES PE etc. PE Complete 1976, 1977, 1978,** most of 1973, 1974, 1975. Ring Simon 0761 62123 Blagdon (Avon).

**ELECTRONIC ORGAN CONSTRUCTORS.** Organ Cases and consoles. Units from Table Top Case to Three Manual Console with full Pedal Board. Write for details: Hi-Fi Enthusiast. Stackable Hi-Fi. Cabinets to hold Amp-Tuner, Player and Tape, plus storage for records and tapes. Box No. 79.

**BOOKS AND PUBLICATIONS**

**INTRODUCTION TO MICROPROCESSORS AND COMPUTING.** 50 pages of explanation and diagrams to get you started. Contents include: binary arithmetic, codes, micro-processor operation, machine language programming, summary of higher level languages and systems, glossary of terms. Price £2.30 plus 45p P&P. (Crossed cheques and P.O.'s.) Educational Data and Technical Services, 59 Station Road, Cogenhoe, Northampton NN7 1LU.

**ALL SERVICE SHEETS** and Manuals supplied - enquiries welcome - S.A.E. Please. Repair any T.V. easily, full individual instructions, any set (Circuit £1 extra) for £5. Send details of set to: T.I.S. (PE) 76 Church Street, Larkhall, Lanarks ML9 1HE.

**WHY NOT START YOUR OWN BUSINESS REWINDING ELECTRIC MOTORS.** A genuine opportunity to success. **LARGE PROFITS.** You can't help but make money if you follow the easy, step by step, instructions in our fully illustrated Manual showing how to rewind Electric Motors, Armatures and Field coils as used in Vacuum Cleaners, Electric Drills and Power Tools. **NO PREVIOUS KNOWLEDGE IS REQUIRED,** as the Manual covers in 13 Chapters, where to obtain all the work you need, materials required, all instructions rewind charts and how to take data etc. A gold mine of information. How to set up your home workshop and how to cost each job to your customer. £4.00 plus 30p P & P. UK. CWO. to INDUSTRIAL SUPPLIES, 102 Parrwood Rd., Withington, Manchester 20, Dept. PE.

**WANTED**

**WANTED** Tequipment "V" Amps for series 43 scopes. Any condition. Tel: 0254 884658.

**MISCELLANEOUS**

**I.C. EXPERIMENTAL/EDUCATIONAL KITS**

This popular series of Kits on Digital Logic techniques has now been further improved to include additional components, resulting in greater constructional flexibility and educational capacity. Each Kit contains selected I.C.'s, Holders, Veroboard, L.E.D.'s and Instructions. Available at £5.00 each (inc. p. & p.).

- Kit One - Gates
- Kit Two - Flip-Flops
- Kit Three - Shift Registers
- Kit Four - Counters
- Kit Five - Displays

S.A.E. for further details to:

**AUTOMATED HOMES**  
69 High Street, Ryton, Coventry CV8 3FJ  
(mail order)

**CABINET FITTINGS**

FOR

**Stage Loudspeakers and Amplifier Cabinets**  
Fretcloths, Coverings, Strap & Recess Handles, Feet, Castors, Jacks & Sockets, Conns, Bulgin 8 ways, Reverb Troys, Locks & Hinges, Corners, Trim, Spaker Bolts etc.  
Send 2 x 9p Stamps for samples and illustrated catalogue.

**ADAM HALL (P.E. SUPPLIES)**  
Unit 3, Carlton Court, Grainger Road  
Southend-on-Sea, Essex.

### TRANSISTORISED IGNITION KIT

\*£4.86 incl. carr & VAT\*

Complete pack of parts with p.c.b. to build our transistorised ignition system based on Dorlington Power Transistors specially developed for auto ignition.

Send S.A.E. for FREE CIRCUIT diagram.

All components with p.c.b. (less case) £4.86.

#### SOLEC PRODUCTS,

68 Dale Street, Manchester, M1 2HS.

HIGH QUALITY GLASS FIBRE P.C.B.'s made from up-to-date Practical Electronics Designs. Unbeatable prices! Rapid same day service. Send S.A.E. for details to P. A. Yates, 22 Ambleside Drive, Darwen Lancs.

### CENTURION ALARMS & ELECTRONIC SALES

DON'T BUY IN KITS - BUY CHEAPER IN BITS

Burglar alarm equipment at unbeatable prices. Just look!

6" Underdome Bells (12V DC), only ..... £7.95  
Two-Tone Police Sirens, Weather-proof Horns (12V DC) ..... £12.95  
Contacts, flush, easy fitting ..... £0.85  
Pressure Mats (Large) ..... £1.90  
Pressure Mats (Star Size) ..... £1.30  
Control Panels, Battery/Mains operation ..... £29.95  
Bell Covers, best available. Do not confuse with cheaper decoy covers. Drilled & Tapped P.V.C. coated metal covers, fully sign written. Only ..... £9.95  
Send S.A.E. for Full List.

#### NEW CHESS COMPUTERS

Chess Champion 6 Level ..... £89.50  
Boris ..... £195.00

All Prices inc. VAT and p&p.

Send C.W.O. to CENTURION

265 Wakefield Road, Huddersfield, West Yorks. Tel: 663667

### MAKE YOUR OWN PRINTED CIRCUITS

Etch Resist Transfers - Starter pack (5 sheets, lines, pads, I.C. pads) £1.45. Large range of single sheets in stock at 30p per sheet.

Ferric Chloride - 1lb bags 80p (P&P 50p)\*  
Master Positive Transparencies from P.C. layouts in magazines by simple photographic process. Full instructions supplied. 2 sheets (20 x 25cm) negative paper and 2 sheets (18 x 24cm) positive film £1.25. S.A.E. lists and information. P&P 25p/order except\*

P.K.G. ELECTRONICS

OAK LODGE, TANSLEY, DERBYSHIRE

### PRACTICAL ELECTRONICS P.C.B.'s

in glass fibre tinned and drilled

Dec. 77 Car Burglar Alarm 1412-1 68p.  
May 78 Moving Light Display £2.76.  
Aug 78 Digital Thermometer, two boards £1.45.  
Oct 78 High Performance Power Supply £2.18.  
Oct 78 Analogue Computer:  
Overlord £3.31, Relay £2.41, Main £6.85.  
Dec. 78 RC Motor Control 67p, RC Fail Safe 39p.  
Guitar Sound, Main board £2.95.  
Jan. 79 Guitar Sound, clock £1.87.  
Low pass filter £1.95.  
Noughts and Crosses, set of boards £6.38.  
Feb. 79 Guitar sound PSU £1.25, Pulse Generator £1.39.  
Mar. 79 Headlight Warning £1.12.  
For full list and current boards please send S.A.E. P.C.B.'s also produced from customer's own master - please send for quote.

Postage - On orders less than £10.00 please add 25p. postage. C.W.O. please.

#### PROTO DESIGN

14 Downham Road, Ramsden Heath, Billericay, Essex CM11 1PU

### AUDIO OPERATED SWITCH

ALL COMPONENTS INCL. CASE & PCB AS DESCRIBED IN MAY ISSUE PRACTICAL ELECTRONICS

Send SAE for further details or cheque for £10.50

(postage paid in U.K.) to:

I.B. & Y.M. Tooley,

59, Oatlands Avenue, Weybridge, Surrey KT13 9SU

MINI FLOPPY DISCS, £3.50 each + 15p postage, 4 up post free, 10 up free case. State Disc Drive. (Previous Text) TLR01 CP BI-FR05 45p. OVID, 26 Bentley Road, Liverpool L8 0SZ. Tel: 051-728 7639.

### NICKEL CADMIUM BATTERIES

Rechargeable and suitable for 'fast charge' HP7 (AA) £1.13, SUB C £1.47, HP 11 (C) £2.15, HP 2 (D) £3.27, PP3 £4.09, PP3 not suitable for fast charge, PP3 charger £5.81. All above Nickel Cadmium batteries are guaranteed 'EVER READY' full spec, and are supplied complete with solder tags (except PP3). Just in stock - New rechargeable sealed lead acid maintenance free batteries suitable for burglar alarms etc., 1-2 amp hr 6v. £4.40 2-6 amp hr. 6v £5.65.

Quantity prices available on request. Date and charging circuits free on request with orders over £10 otherwise 30p post and handling (specify battery type), all prices include VAT. Please add 10% P & P on orders under £10. 5% over £10.

Cheques, postal orders, mail order to: SOLID STATE SECURITY DEPT PE 10, Bradshaw Lane, Parbold, Wigan, Lancs. 02575-4726.

### NO LICENCE EXAMS NEEDED

To operate this miniature, solid-state Transmitter-Receiver Kit. Only £10.25 plus 25p P. & P. 'Brain-Freeze' 'em with a MINI-STROBE Electronics Kit, pocket-sized 'lightning flashes', variable, for discos and parties. A mere £4.50 plus 25p P. & P. Experiment with a psychedelic DREAM LAB, or pick up faint speech/sounds with the BIG FAR sound-catcher; ready-made multi-function modules, £5 each plus 25p P. & P.

LOTS MORE! Send 25p for lists. Prices include VAT.

### BOFFIN PROJECTS

4 Cunliffe Road, Stoneleigh Ewell, Surrey (P.E.)

TIRRO's new mail order price list of electronic components now available on receipt of SAE. TIRRO ELECTRONICS, Grenfell Place, Maidenhead, Berks.

### RYDER ORGAN SYSTEM (Wireless World)

Cassette £2.00 incl. UK

S.A.E. for p.c.b. list

### HIYKON LTD. (P)

Woodside Croft, Ladybridge Lane, Bolton BL1 5ED

SUPERB INSTRUMENT CASES BY BAZELLI, manufactured from P.V.C. faced steel. Hundreds of people and industrial users are choosing the cases they require from our vast range. Competitive prices start at a low 90p, chassis punching facilities at very competitive prices, 400 models to choose from, free literature (stamp would be appreciated). BAZELLI, Dept: No. 23, St. Wilfred's, Foundry Lane, Halton, Lancaster. LA2 6LT.

### THE SCIENTIFIC WIRE COMPANY

PO Box 30, London E 4 Reg. Office 22 Copingsby Gdns

#### ENAMELLED COPPER WIRE

SWG	1 lb	8 oz	4 oz	2 oz
10 to 19	2.65	1.45	.75	.60
20 to 29	2.85	1.65	.90	.70
30 to 34	3.05	1.75	1.00	.75
35 to 40	3.40	1.95	1.15	.84
41 to 43	4.55	2.55	1.95	1.30
44 to 46	5.05	3.05	2.15	1.70
47	8.00	5.00	3.00	1.80
48	15.00	9.00	6.00	3.30

#### SILVER PLATED COPPER WIRE

14 & 16	4.50	2.25	1.44	.90
20 & 22	5.00	2.85	1.74	1.06
24 & 26	5.70	3.31	2.00	1.22
28 & 30	6.67	3.86	2.35	1.44

Prices include P & P and VAT  
SAE brings list of copper & resistance Wires  
Dealer Enquiries Invited.

AERIAL BOOSTERS. Improve weak VHF Radio and Television reception. price £5. S.A.E. for Leaflets. Electronic Mailorder Ltd., Ramshotton, Bury, Lancashire. BL0 9AG.



### RADIO CONTROL SPECIALISTS

Kits for multi channel systems. Special parts and accessories.

S.A.E. FOR LEAFLETS  
Tel: 0602 395418

MICRON R/C, Hayworth Road, Sandiacre, Nottingham.

### GUITAR/PA/MUSIC AMPLIFIER

100 watt with superb treble/bass overdrive. 12 months guarantee. Unbeatable at £42; 60 watt £37; 200 watt £58; 100 watt twin channel sep. treble/bass per channel £55; 60 watt £48; 200 watt £72; 100 watt four channel sep. treble/bass per channel £78; 200 watt £92; slaves 100 watt £32; 200 watt £49; fuzz boxes, great sound, £8.50; bass fuzz £9.50; overdrive: fuzz with treble and bass boosters £14; 100 watt combo superb sound overdrive, sturdy construction, castors, unbeatable, £89; twin channel £99; bass combo £99; speakers 18 in. 100 watt £35; 12 in. 100 watt £22.50; 60 watt £14.50.

Send cheque or P.O. to:

WILLIAMSON AMPLIFICATION  
62 Thorncliffe Avenue, Dukinfield, Cheshire  
Tel: 061-344 5007 or 061-308 2064

BLOWN UP ANY GOOD CIRCUITS LATELY?  
ELIMINATE THE GUESSWORK WITH AN A.C. MILLIVOLT METER

This valuable piece of test equipment enables the amateur or professional to measure A.C. voltages accurately and easily. The unit is mains operated and comes complete with test lead.

Specifications: Range 1mV f.s.d. to 100V f.s.d. in 6 ranges. Frequency response: 10Hz to 100kHz ±1dB, Accuracy: within 1% typ. Input impedance: 1 megohm.

Price £48.50 inclusive. Send your cheque or postal order for £48.50 to Magna Electronics, 18 De La Wair Road, East Grinstead, West Sussex, RH19 3BP

Readily available Hardware and Accessories for Home Constructors. Dev. Engineers, Modelmakers. Selected range of quality components. Drawing materials for p.c.boards. Reliable resist coated epoxy glass laminate, no unusual chemicals. Printed circuit boards, top quality to personal designs, prompt service. Photography for p.c.b. Solid tungsten carbide drills.

All immediately available.  
Catalogue 15p stamps please to:

**RAMAR CONSTRUCTOR SERVICES,**  
Masons Rd. Stratford on Avon  
Warwks. CV37 9NF 0789-4879

### TIME WRONG?

MSF TIME RECEIVER, built-in 60 KHz antenna, data output, £13.70. Sequential year, month, date, day, hours, minutes, seconds display parts (no case or pcb) for receiver £10.70.

RADIO 4 GONE? 200 KHz to Medium Wave Converter, inductive and coax outputs, £9.70.

SIG. GEN., 10Hz-200KHz, logic and variable sine or square wave outputs, only £10.80.

Europe add 40p. Each easy assembly kit includes all parts, printed circuit, case, instructions, postage etc, money back assurance, SEND off NOW.

### CAMBRIDGE KITS

45 (FS) Old School Lane, Milton, Cambridge

CLEARING LABORATORY. Scopes, recorders, testmeters, bridges, audio, R.F. generators, turntables, tapeheads, stabilised P.S.U.s, sweep generators, test equipment, etc. Lower Beeding 236.

### Ex Ministry and Surplus Equipment

A neat 2 1/2" dia DC Moving coil indicator, F.S.D 1mA resistance 60 ohms, scaled 0-500 and 0-125 no caption (ideal for transistor tester) supplied unused £3.30.

24V DC Motor 1 1/2" dia X 2" long + 1/2" long removable worm on a 1/2" dia shaft, a quality made motor supplied unused £2.80.

50K ohms Ten Turn potentiometer 1/2" dia, servo mounting with a 1/2" dia shaft, supplied unused £1.25.

Seven segment nine digit Gas Discharge Display 180 VW, character height 27", supplied unused £1.20.

Elliott Transistor Curve Tracer type 8079, requires an oscilloscope with 0/1C X and Y Amps to operate £30.00.

All prices include postage. Lots of other items in stock SAE for lists. Shop hours: 9-30am to 2pm weekdays, closed Thursdays Saturday 8-30am to 5-30pm.

A. E. SUPPLIES

1 Arnolds Yard, Old Market Place, Altrincham, Cheshire.

### MICROJET WELDER

A TINY FLAME UP TO 5000°F!  
WELDS-BRAZES  
SOLDERS

£24.95  
INC. FLAME  
TIPS

Precision tool using combination of butane and compressed oxygen or micronox. A pencil lead thin flame size, adjustable to 5,000°F. Cuts metals, welds, brazes and solders gold, silver. Ideal modelling, electricians, opticians, dentists, silversmiths, jewellery, clockmakers, electronic and computer servicing. Up to 30 minutes use on fuel supplied. Replacement set of 2 micronox, 1 butane cylinder £2.30 + 25p p&p extra. Only £24.95 + £1.35 p&p. Access accepted.

JOHN DUDLEY & CO. LTD. (Dept. PE18)  
Carolyn House, Water Road, Wembley, Middx.  
(Mail Order)  
Tel. 01-435 5456, before noon



**THE SINCLAIR PDM35 Digital Multimeter**

Now a digital multi-meter at an analogue price and look at the spec!

**D.C. VOLTS** 1mV-1000V (1% - 1 count) 10m $\Omega$  input  
**A.C. VOLTS** 1V-500V, 40Hz-5kHz (1% + 2 counts)

**D.C. CURRENT** 1  $\mu$ A-200mA (1% count)

**RESISTANCE** 1 $\Omega$ -20M $\Omega$  (1.5% + 1 count) **£29.80** C W O

or £32.95 company or govt purchase order  
 Adaptor £3.20 Padded case £3.20 30kV probe £18.92



**THE SINCLAIR MICROVISION**

The amazing pocket T V that will pick up programs throughout the world, complete with rechargeable batteries International model £149.90 inc. VAT U.K. model £99 inc. VAT Batteries £1.16 Adaptor £6.76 Sae (for detailed Brochure ex-stock)


**SINCLAIR DM235**



Portable 3 1/2 digit 6 function Multimeter  
 DC volts 1mV to 1000V  
 AC volts 1mV to 750V  
 AC & DC current 1 $\mu$ A to 1A  
 Resistance 1 $\Omega$  to 20M $\Omega$   
 Diode test 0.1 $\mu$ A to 1 mA  
 10m $\Omega$  input DC acc 1.0% AC acc 1.5% 30Hz-10KHz

£52.80 inc. VAT  
 Cash with order  
 Case £2.80, Adaptor £2.75, Rech. Battery Pack £8.95 C.W.D.  
 Enterprise Programmable available P.O.A.

**SINCLAIR DM350 & DM450**



Resistance range 11m $\Omega$  to 20M $\Omega$  (100m $\Omega$  on DM350)  
 Basic accuracy 0.05% for DM450 0.1% for DM350  
 Input impedance 10 M $\Omega$  with 1000 M $\Omega$  selectable on basic DC voltage range  
 Automatic polarity selection  
 Push button range selection

DM450 £99.90  
 DM350 £69.90  
 Send SAE for full details  
**DC Voltage range** 10 $\mu$ V to 1200V (100 $\mu$ V on DM350)  
 S.A.E. for coloured brochure.

**KRAMER & CO** PE5

We will match any lower advertised price on a cash with order basis if competitor has goods in stock  
 9 October Place, Holders Mill Road, London NW14 1EJ  
 Telex 888941 Artin. Kramer K7. Tel. 01-203 2473  
 Callers welcome by appointment SAE for data sheets Export enquiries welcome


**THE NEW**

**EUROSOLDERSUCKER**

This 195mm long, all metal, high suction, desoldering tool with replaceable Teflon tip enables removal of molten solder from all sizes of pcb pads. Primed and released by thumb, it incorporates an anti-recoil system and built in safety guard. Only £6.80 inc. VAT & P.P.

**THE UNIQUE**

**EUROBREADBOARD**



Logically laid out to accept both 0.3" and 0.6" pitch DIL packages as well as Capacitors, Resistors, LED's, Transistors and components with leads up to .85mm dia.

500 individual connections in the central breadboarding area, spaced to accept all sizes of DIL package without running out of connection points, plus 4 Integral Power Bus Strips around all edges for minimum inter-connection lengths.

All connection rows and columns are now numbered or lettered enabling exact location indexing.

Double-sided nickel silver contacts for long life (10K insertions) and low contact resistance (< 10m. ohms).

Easily removable, non-slip rubber backing allows damaged contacts to be rapidly replaced.

No other breadboard has as many individual contacts, offers all these features and costs only £5.80 each or £11.00 for 2 - inclusive of VAT and P.P.

Snip out and Post

David George Sales, r/o 74 Crayford High St., Crayford, Kent DA1 4EF



David George Sales  
 r/o 74 Crayford High Street,  
 Crayford, Kent, DA1 4EF.

Please send me 1 EuroSolderSucker @ £6.80  Please  
 or 1 EuroBreadBoard @ £5.80  Tick  
 or 2 EuroBreadBoards @ £11.00

(All prices include VAT and P.P., but add 15% for overseas orders).

Name .....

Company .....

Address .....

Tel. No. ....

Please make cheque/P.O.'s payable to David George Sales

**SC/MP USERS 60% OFF PROGRAM DEVELOPMENT TIME**

**THE MICOM SC/MP ASSEMBLER** -  
 Produces faster more efficient code than basic  
 Is more flexible than basic  
 Needs far less memory than basic (< 300 bytes)  
 Costs far less than basic

**INVALUABLE WITH ALL POPULAR KITS (MK 14 etc)**  
**THE MICOM ASSEMBLER** -  
 Operates thru a hex keyboard/display  
 Is far faster & more accurate than hand assembly  
 Cuts out the need to make tedious offset calcs  
 Allows corrections & amendments in minutes  
 Produces compiled code (no interpreter needed)  
 Greatly simplifies programming  
 Is indispensable to professional & amateur alike

COMPLETE WITH MANUAL, INSTRUCTIONS AND SUPPLY OF EXCLUSIVE CODING SHEETS  
 ONLY £4.90 x 10p P & P

Cheque or P/O to:-

**MICOM (commercial systems)**  
**1 HYPHE BRIDGE STREET**  
**OXFORD OX1 2EW**  
 (for further details send S.A.E.)

**IT'S EASY WHEN YOU KNOW!**

To avoid missing your copy of **PRACTICAL ELECTRONICS** - simply complete this order form and hand it to your newsagent.

**ORDER FORM**

To:..... (name of newsagent)

Address.....

.....

Please reserve/deliver every month one copy of **PRACTICAL ELECTRONICS** until further notice.

My Name.....

Address.....

.....

# TRANSFORMERS

ALL EX-STOCK—SAME DAY DESPATCH. VAT 8%

### 12 OR 24 VOLT OR 12-0-12V PRIMARY 220-240 VOLTS

Ref	12V	24V	£	P & P
111	0-5	0-25	2.20	0-45
213	1-0	0-5	2.64	0-78
7	2	1	3.51	0-78
18	4	2	4.03	0-96
85	5	2.5	5.00	0-79
70	6	3	5.35	0-96
102	8	4	7.42	1-14
72	10	5	8.12	1-14
116	12	6	8.99	1-32
17	16	8	10.72	1-32
115	20	10	13.93	2-08
187	30	15	17.93	2-08
226	60	30	36.14	OA

### 30 VOLT RANGE

Pri 220/240V Sec 0-12-15-20-24-30V. Voltages available 3, 4, 5, 6, 8, 9, 10, 12, 15, 18, 20, 24, 30V or 12V-0-12V, 15V-0-15V.

Ref	Amps	£	P & P
112	0-5	2.64	0-78
79	1-0	3.57	0-96
3	2-0	5.77	0-96
20	3-0	6.20	1-14
21	4-0	7.99	1-14
51	5-0	9.87	1-32
117	8-0	11.17	1-45
188	8-0	14.95	1-64
89	10-0	17.25	1-84
90	12-0	19.17	1-95
91	15-0	21.96	2-08
92	20-0	29.45	2-08

### 50 VOLT RANGE

Pri 220/240V Sec 0-20-25-33-40-50V. Voltages available 5, 7, 8, 10, 13, 15, 17, 20, 33, 40 or 20V-0-20V, 25V-0-25V.

Ref	Amps	£	P & P
102	0-5	3.41	0-78
103	1-0	4.57	0-96
104	2-0	7.16	1-14
105	3-0	8.56	1-32
106	4-0	11.41	1-50
107	6-0	15.06	1-64
118	8-0	20.26	2-08
119	10-0	24.98	OA
109	12-0	28.90	OA

### 60 VOLT RANGE

Pri 220/240V Sec 0-24-30-40-48-60V. Voltages available 6, 8, 10, 12, 16, 18, 20, 24, 30, 36, 40, 48, 60V or 24V-0-24V, or 30V-0-30V.

Ref	Amps	£	P & P
124	0-5	3.88	0-96
126	1-0	5.91	0-96
127	2-0	7.40	1-14
125	3-0	11.00	1-32
123	4-0	12.52	1-84
40	5-0	15.94	1-64
120	6-0	18.06	1-84
121	8-0	25.56	OA
122	10-0	29.55	OA
189	12-0	34.06	OA

### MAINS ISOLATORS (SCREENED)

Pri 120/240V SEC 120/240V (C. Tapped)

Ref	VA (Watts)	£	P & P
207*	20	6.40	0-79
149	60	6.70	0-96
150	100	7.62	1-14
151	200	11.16	1-50
152	250	13.28	1-84
153	350	16.43	1-84
154	500	20.47	2-15
155	750	29.06	OA
156	1000	37.20	OA
157	1500	51.38	OA
158	2000	61.81	OA
159	3000	86.66	OA

\*Pri 0-220-240 Sec 115 or 240V State volts required

### AUTO TRANSFORMERS

Ref	VA (Watts)	£	P & P
113	15 0-115-210-240	2.48	0-71
54	75 0-115-210-240	4.01	0-96
4	150 0-115-210-240	5.35	0-96
89	250 0-115-200-220-240	7.04	1-14
87	500 0-115-200-220-240	10.99	1-84
84	1000 0-115-200-220-240	18.78	2-08
93	1500 0-115-200-220-240	23.28	OA
95	2000 0-115-200-220-240	34.82	OA
73	3000 0-115-200-220-240	59.21	OA
805	4000 0-10-115-200-220-240	75.85	OA
575	5000 0-10-115-200-220-240	89.50	OA

### HIGH VOLTAGE ISOLATORS

Prim 200/220V or 400/440V Sec 110/120V CT or 200/240 CT

Va	Ref	£	P & P
60	243	6.70	1-32
350	247	16.43	1-84
1000	250	41.76	OA

### CASED AUTO TRANSFORMERS

240V cable in & 115V USA 2 pin outlet

VA	£	P & P	Ref
20	5.95	0-90	56W
75	7.73	1-14	64W
150	10-01	1-14	44W
200	9.92	1-45	85W
250	12.17	1-45	69W
500	19.17	1-64	67W
1000	27.88	OA	84W
1500	26.02	OA	93W
2000	49.97	OA	95W

### SCREENED MINIATURES

Ref	mA	Volts	£	P & P
238	200	3-0-3	2.57	0-55
212	1A, 1A	0-6, 0-6	2.85	0-78
13	100	9-0-9	2.14	0-38
235	330, 330	0-9, 0-9	1.99	0-38
207	500, 500	0-8-9, 0-8-9	2.77	0-71
208	1A, 1A	0-8-9, 0-8-9	3.53	0-78
236	200, 200	0-15, 0-15	1.99	0-38
214	300, 300	0-20, 0-20	2.80	0-78
221	700 (DC)	20-12-0-12-20	3.41	0-78
206	1A, 1A	0-15-20-0-15-20	4.63	0-96
203	500, 500	0-15-27-0-15-27	3.99	0-96
204	1A, 1A	0-15-27-0-15-27	6.04	0-96
239	50	12-0-12	2.57	0-38

### COMPONENT PACKS

65 1/2w Metal Oxide Resistors  
150 Mixed Value Capacitors  
10 Read Switch.  
60 Wire Wound Resistors.  
10 Caps 3000mf 30v.  
25 assorted Presets.  
50 Wire Wound Resistors.  
Hardware B.A. nuts, bolts, washers etc.  
10 mixed value electrolytic capacitors from 32µf to 2000µf.

70p each 1 1/2% VAT  
40p P & P

### AMPLIFIER MODULES

10W	(AL30)	£3.75
25W	(AL60)	£4.57
35W	(AL80)	£7.15
125W	(AL250)	£17.25
Power Supply PS12		£1.30
Power Supply SPMB0		£4.28
Pre amp PA12		£6.70
Pre amp PA100		£13.88
VAT 12 1/2% P & P 35p		

ABS Plastic Boxes inset brass nuts, slots to take PC cards, flush fitting lid.  
PB1 80mmx62x40 65p  
PB2 100mmx75x45 73p  
PB3 120mmx100x45 87p  
PB4 215mmx130x85\* £2.54  
P & P 29p. VAT 8% (40p) P & P

### TEST METERS

U4315 Budget Meter 20,000 ohm/V Ranges  
1000V AC/DC 2.5A AC/DC 500K resistance in steel robust case £15.85

AV08 Mk5 £81.70  
AV071 £33.50  
AV073 £45.20  
EM272 £53.70

TT169 In circuit transistor tester Megger BM7 £34.75

Battery type £45.15  
Wee Megger (crank) £66.90  
Ever Ready Leather Case for Avo B £21.05

P & P £1.15 VAT 8%.

Full range of AVO's, Megger's and Cases.

### BES Miniature Transformer

Pri 0-240V Scr 28 x 26 x 20mm Sec. 12-0-12V  
50MA 90p P. & P. 38p

### Plug in Save Batteries

P126 - fits into 13A SKT 6, 7.5, 9V, 300MA multipoint outlet  
£4.00 P & P 55p. VAT 12 1/2%

### MINI-MULTIMETER

DC-1000V AC-1000V DC-100mA Res 150kΩ  
1000Ω/V Bargain £7.20 P & P 62p VAT 8%

20,000 ohm/V Multimeter, mirror scale. Ranges AC/DC to 1000V. DC currents to 250mA. Resistance to 3 Megs. 5" x 3 1/2" x 1 1/2"  
£14.36 P & P £1.05 VAT 8%.

### NEW RANGE TRANSFORMERS

Pri 0-220-240V 2 Amp. 45-36-0-36-45 £12.14 P & P £1.40  
Sec. 0-36-48 twice. To give 36-0-36, 48-0-48 72V or 92V.  
Pri 0-120 or 220-240V.

3A	£14.70	P & P £1.48
4A	£18.77	P & P £1.84
5A	£26.64	P & P £2.15

Ref Amps Price P & P

### TRANSFORMERS Special Offer

P.W. Purbeck oscilloscope transformer in stock 250-0-250 6.3V, 12-9V £6.95 P & P 90p.

BE3 100V 11ne to 4Ω 7/10W £2.05 P & P 66p

BE4 0-120V x 2 (120V or 240) Screen sec 9-0-9V 1A £2.40 P & P 71p

### ISOLATOR - Special Price

0-200-220-240V, 0-240V Centre Tap, 250VA  
Ref. 82 £5.20 P & P 96p

### S-OCCS Solderless bread boarding

S Dec 70 contacts	£3.10
T Dec 208 contacts	£4.35
U Dec "A" for I.C.s etc	£4.50
U Dec "B" for I.C.s etc	£6.99

VAT 8% P & P 40p

### BE5 15W matching trans. sec 150µt

ELB4 £1.50 P & P 30p.

BE6 PR1 0-220V sec 4500V, 10 MA £4.50 P & P £1.00.

BE7 0-110-120 220V Pri 240V Sec 20V 1A £1.50 30p P & P.

BE8 0-240 15-0-15V 2A £1.50 P & P 70p.

Ref 30 240-240 Isolator 200VA £4.20 P & P 96p.

### ELECTRONIC CONSTRUCTION KIT

Home electronics teacher. Start simply and progress to a TRF radio or electronic organ. No soldering, all parts included in presentation box. Full instructions. £8.29 + VAT + 96p p&p.

### ANTEX SOLDERING IRONS

15W	£3.75	Stand	£1.52
25W	£3.95	+ 1 1/2% VAT	

P & P 46p VAT 8%

### BRIDGE RECTIFIERS

100V*	2A	£2.10
200V	2A	£0.45
400V	4A	£0.85
400V with heat sink 6A		£1.40
*500V PM 7A6	12A	£2.85

VAT 12 1/2% P & P 15p VAT 8%

### 43mm x 43mm PANEL METERS

0-50µA	6.20	0-50µA	6.70	Carriage
0-500µA	5.95	0-500µA	6.70	65p
0-1mA	5.95	0-1mA	6.70	VAT 8%
0-30V	5.95	0-30V	6.70	VAT 8%

VU Ind Edge 90mm 250µA £3.36  
VU Indicator Edge 54mm 14mm 250µA £2.60  
FSD VU Panel Ind 48mm x 45mm 250µA FSD £2.60

### SEND 15p STAMPS FOR CATALOGUE

Prices correct 1.12.78. Please add VAT after P. & P. PE1.

**Barrie Electronics Ltd.**  
3, THE MINORIES, LONDON EC3N 1BJ  
TELEPHONE: 01-488 3316/7/8  
NEAREST TUBE STATIONS: ALDGATE & LIVERPOOL ST

## INDEX TO ADVERTISERS

A. E. Supplies.....	86	Fladar.....	8	P.K.G. Electronics.....	86
Adam Hall (P.E. Supplies).....	85	Fluke International.....	16	Phonosonics.....	12, 13
Aitken Bros.....	78	George Sales, David.....	87	Progressive Radio.....	74
Alcon Instruments Ltd.....	80	Goldsmiths College.....	84	Proto Design.....	86
Arrow Electronics.....	4	Gould Instruments.....	2	Proton Electronics.....	84
Astra-Pak.....	6	Greenweld Electronics.....	6	Radio Component Specialists.....	80
Aura Sounds.....	4	H.L. Audio.....	5	Radio Exchange.....	64
Automated Homes.....	85	Harversons.....	8	Ramar Constructor Service.....	86
Barrie Electronics.....	88	Heathkit Ltd.....	83	R.S.T. Valve Mail Order.....	78
Bib Hi-Fi Accessories Ltd.....	63	Highams Electronic Communications Ltd.....	85	Radio & T.V. Components.....	75
Bi-Pak.....	10, 11	Hlykon Ltd.....	86	Saxon Entertainments.....	9
Birkett, J.....	72	Home Radio.....	74	Science of Cambridge.....	39
Boffin Projects.....	86	I.C.S. Intertext.....	72, 85	Scientific Wire Co.....	86
British National Radio & Electronics School.....	82	I.L.P. Electronics.....	77	Sentinel Supply.....	74
Cambridge Kits.....	86	J.W.B. Radio.....	84	Service Trading.....	cover iii
Cambridge Learning.....	79	Jones Electronics.....	80	Solec Products.....	86
Calscope.....	64	K & A Distributors.....	6	Solid State Security.....	86
Centurion Alarms.....	86	Kramer & Co.....	87	Squire, Roger.....	2
Chromasonic.....	76	London Electronic College.....	85	Stevensons Electronic Components.....	73
Clef Products.....	64	Lord, Jeremy.....	76	Swanley Electronics.....	80
Codespeed.....	78	Magna Electronics.....	86	T.K. Electronics.....	8
Computer Components (Teleplay).....	cover ii	Maplin Electronic Supplies.....	cover iv	T.U.A.C.....	64
Crimson Elektrik.....	14	Marshall A. (London) Ltd.....	15	Technomatic Ltd.....	81
Crofton Electronics.....	13	Metac.....	7	Timetron.....	40
C.R. Supply Co.....	84	Micom.....	87	Tooley, Y. M. & I. B.....	86
Display Electronics.....	71	Mill Hill Supplies.....	86	Trident Exhibitions.....	14
Dudley, John & Co.....	86	Ministry of Defence.....	84	Vero Electronics.....	2
Durrant Radio.....	84	Modern Book Co.....	40	Videotime Products.....	76
Dzuibas, M.....	72	Norman Inskip.....	83	Watford Electronics.....	3
E.D.A.....	74			West London Direct Supplies.....	40
Electrovalve.....	13			Williamson Amplifiers.....	86
				Wilmslow Audio.....	4



## RELAYS SIEMENS, PLESSEY, etc. MINIATURE RELAYS

RELAYS. WIDE RANGE OF A.C. and O.C. RELAYS AVAILABLE from stock, phone or write in your enquiries.

### FT3 NEON FLASH TUBE

High intensity multi turn, high voltage, neon glow, discharge flash tube. Design for ignition timing, etc. £1.50, P. & P. 25p (£1.85 inc. VAT). 3 for £3. P. & P. 50p (£3.78 inc. VAT & P.).



### RODENE UNISELT TYPE 71 TIMER

0-60 sec. 230V a.c. operation. Incorporating a lapsed time indicator and repeat facilities. A precision motorised timer ideal for process timing, photography, welding, mixing, etc. Price £8 P. & P. 60p.



### WHY PAY MORE?

MULTI RANGE METER Type MF15A a.c. d.c. volts 10 - 50, 250, 500, 1000. Ma 0.5 - 0.10, 0-100. Sensitivity 2000V. 24 range, diameter 133 by 93 by 66mm including test leads. Price £7.00 plus 50p P. & P. (£8.10 inc. VAT & P.).



### METERS (New) - 90 mm DIAMETER

A.C. Amp., Type 62T2, 0-1A, 0-5A, 0-20A. A.C. Volt, 0-150V, 0-300V. D.C. Amp., Type 65C5, 0-2A, 0-10A, 0-20A. D.C. Volt, 0-15V, 0-30V. All types £3-50 ea. + P. & P. 50p (£4-32 inc. VAT), except 0-50A, 0-100A. D.C., price £5.00 + 50p P. & P. (£5.94 inc. VAT).



### NEW HEAVY DUTY SOLENOID. mfg. by Magnetic Devices. 240V a.c. operation approx. 10lbs pull (intermittent rating) at 1/2 in. Price £4.00 P. & P. 60p (£4.98 inc. VAT & P.). N.M.S.



A.C. SOLENOID p.e. type other type 176Z 240 AC. Approx 1 1/2 in. inch, intermittent rating. Price £1 p&p 20p (£1-30 inc VAT + P).

WESTOOL TYPE MMB Model 2, 240V AC. Approx 1 1/2 lb pull at 1/2 in. Rating 1. Price £1-50 p&p 20p. (£1-84 inc VAT + P) N.M.S.

### MINIATURE UNISELECTOR

12 volt, 11-way, 4 bank (3 non-bridging 1 homing), £2-50. P. & P. 35p (£3-08 inc. VAT & P.). N.M.S.



### 240 A.C. SOLENOID OPERATED FLUID VALVE

Rated 1 p.s.i. will handle up to 7 p.s.i. Forged brass body, stainless steel core and spring 1/2 in. b.s.p. inlet outlet. Precision made. British mfg. PRICE £3-50 Post 50p (£4-32 inc. VAT & P.). N.M.S.



### MICRO SWITCHES

Sub min Honeywell roller m/s type 3115m 906t. 10 for £2-50 post paid. LEVER OPERATED 20 amp. C/O. Mfg. by Unimax U.S.A. 10 for £4. P. & P. 50p (min. order 10) (£4-86 inc. VAT). P. C/O lever switch mfg. by Cherry Co. USA. Precious metal low resistance contacts. 10 for £2-25 P. & P. 30p. Total inc. VAT £3 02 (min. 10).



### MERCURY SWITCH

Size 27mm x 5mm, 10 for £5.00 (inc. VAT £5.72) min quantity 10.



### VORTEX BLOWER AND VACUUM UNIT

Dynamically balanced totally enclosed 9in rotor with max air delivery of 1.5 cubic metres per min. Max static pressure 600mm W.G. Suction or blow from 2 side-by-side 37mm I.D. circular apertures fitted to base of unit. Powerful continuously rated 115V a.c. motor mounted on alloy base with fixing facilities. Dimensions length 72cm x width 25cm x height 25cm. These units are ex equipment but have had minimum use. Fully tested prior to despatch. Price £12 - £1 50 P. & P. (£14-58 inc. VAT & P.). Suitable transformer for 230/240V a.c. £6 - £1 P. & P. (£7-56 inc. VAT & P.).



### CENTRIFUGAL BLOWER Smith type FFB

16 - 022 220/240V A.C. Aperture 10 x 4 1/2cm overall size 16 x 14cm. Price £3 75 P. & P. 75p. (inc. VAT £4-86). Other types available. S.A.E. for details.



### 24 volt, D.C. BLOWER UNIT

Precision 24 volt, D.C. 8 amp blower that works well on 12V - 4 amp D.C. Producing 30 cu.ft. min at normal air pressure. £4-50 P. & P. 75p (inc. VAT £5-61). N.M.S.

### INSULATION TESTERS NEW!

Test to I.E.E. Spec. Rugged metal construction, suitable for bench or field work constant speed clutch. Size L 6in W 4in H 6in weight 6lb, 500V, 500 megohms, £49. Post 80p (£53-78 inc. VAT & P.). 1,000V 1,000MΩ, £55. Post 80p (£60-26 inc. VAT & P.). SAE for leaflet.



All Mail Orders—Callers—Ample Parking  
Dept. PE, 57 BRIDGMAN ROAD  
CHISWICK, LONDON W4 5BB  
Phone 01-995 1560  
Showroom open Mon.-Fri.

## VARIABLE VOLTAGE TRANSFORMERS

INPUT 230/240V a.c. 50/60 OUTPUT VARIABLE 0-260V All Types SHROUDED TYPE

200 watt (1 amp inc. a.c. voltmeter) £14.50  
0.5 KVA (2 amp MAX) £17.00  
1 KVA (5 amp MAX) £22.50  
2 KVA (10 amp MAX) £37.00  
3 KVA (15 amp MAX) £45.50  
5 KVA (25 amp MAX) £74.00  
10 KVA (50 amp MAX) £168.00  
15 KVA (75 amp MAX) £260.00



CARRIAGE AND PACKING EXTRA

### LT TRANSFORMERS

0-10-15V at 3 amp (ex new equip) £2-50 P. & P. 50p (£3-24 inc. VAT).  
13-0-13V at 1 amp £2-50 P. & P. 50p (£3-24 inc. VAT).  
25-0-25V at 21 amp £4-50 P. & P. 75p (£5-67 inc. VAT & P.).  
0-4V/6V/24V/32V at 12 amp £18-50 P. & P. £1-90 (£22-03 inc. VAT & P.).  
0-6V/12V at 20 amp £14-70 P. & P. £1-50 (£17-50 inc. VAT).  
0-12V at 20 amp or 0-24V at 10 amp £12-00 P. & P. £1-50 (£14-58 inc. VAT & P.).  
0-6V/12V at 10 amp £8-25 P. & P. £1-25 (£10-26 inc. VAT).  
0-6V/12V/18V/20V at 20 amp £18-00 P. & P. £1-50 (£22-10 inc. VAT & P.).  
0-10V/17V/18V at 10 amp £10-50 P. & P. £1-50 (£12-96 inc. VAT).

Other types in stock; phone for enquiries or send sae for leaflet.

### HY-LIGHT STROBE KIT MK IV

Latest type Xenon white light flash tube. Solid state timing and triggering circuit. 230/240V a.c. operation. Designed for larger rooms, halls, etc. Speed adjustable 1-20 f.p.s. Light output greater than many so called 4 Joule strobes. Price £19-00. Post £1 (£21-60 inc. VAT & P.). Specially designed case and reflector for Hy-Light £8-80. P. & P. £1 (£10-58 inc. VAT & P.).

### XENON FLASHGUN TUBES

Range available from stock S.A.E. for details



### ULTRA VIOLET BLACK LIGHT FLUORESCENT TUBES

4ft. 40 watt £8.70 (callers only) 2ft. 20 watt £6.20. Post 75p. (£7.51 inc. VAT + P.) (For use in stan bi-phn fittings) Mir 12 in. 8 watt £2.80. Post 35p. (£3.40 inc. VAT + P.). 9 in. 6 watt £2.25. Post 35p. (£2.81 inc. VAT + P.). 6 in. 4 watt £2.25. Post 35p. (£2.81 inc. VAT + P.).

Complete ballast unit, for either 6", 9" or 12" tube 230V a.c. £3.50. Post 45p. (£4-27 inc. VAT + P.). Also available for 12V D.C. op. £3.50. Post 45p. (£4-27 inc. VAT + P.). 400 watt UV lamp and ballast complete £31.50. Post £3. (£37-26 inc. VAT + P.). 400 watt UV lamp only £11.25. Post £1.20 (£13-45 inc. VAT + P.).

### SQUAD LIGHT

A new conception in light control. Four channels each capable of handling 750 watts of spotlights, floodlights or dozens of small mains lamps. Seven programs all speed controlled plus flash modulation, effectively giving 14 different displays. Makes sound-to-light obsolete. Completely electrically and mechanically noise free. S.A.E. (foolscap) for further details. Price £60-00 p&p 70p (£65-61 inc. VAT + P.).



### WIDE RANGE OF DISCO LIGHTING EQUIPMENT

S.A.E. (foolscap) for details  
Superior Quality Precision Made  
NEW POWER RHEOSTATS

New ceramic construction, vitreous enamel embedded winding heavy duty brush assembly, continuously rated.  
25 WATT 10/25/50/100/150/250/500/1kΩ/1.5kΩ. £2.40. Post 20p (£2-81 inc. VAT & P.).  
50 WATT 25Ω £2-90. Post 25p (£3-40 inc. VAT & P.).  
100 WATT 1/5/10/25/50/100/250/500/1kΩ/1.5kΩ/2-5kΩ/3.5kΩ £5-90 p & p 35p (£6-75 inc. VAT).  
Black, Silver, Skirted knob calibrated in Nos. 1-9 1 1/2 in. dia. brass bush. Ideal for above Rheostats 24p each.



### SPECIAL OFFER

BERCO type L RHEOSTAT 95 ohm 300 watt 1-86 amp. £7-50 p. & p. 50p. (Total: £8-64 inc. VAT). N.M.S.

## RELAYS

230/240V A.C. Relays: Arrow 2 c/o. 15 amp £1.50 (£1-84 inc. VAT & P.).  
Omoron or Keyswitch 1 c/o. 7 amp £1.00 (£1-30 inc. VAT & P.).  
T.E.C. open type 3 c/o. 10 amp £1.10 (£1-40 inc. VAT & P.).  
D.C. Relays: Open type 9/12V 3 c/o 7 amp £1.00 (£1-30 inc. VAT & P.). Sealed 12V 1 c/o 7 amp octal base. £1.00 (£1-30 inc. VAT & P.). Sealed 12V 2 c/o 7 amp octal base. £1.25 (£1-56 inc. VAT & P.). Sealed 12V 3 c/o 7 amp 11-pin. £1.35 (£1-67 inc. VAT & P.). 24V. Sealed 3 c/o 7 amp 11-pin. £1.35 (£1-67 inc. VAT & P.). (amps = contact rating). P&P on any Relay 20p. Other types available - phone for details. N.M.S.

### Diamond H heavy duty A.C. relay 230/240V a.c., two C/O contacts 25 amps res at 250 a.c. £2.50 p&p 50p. (£3-24 inc. VAT + p&p) Special base 50p.

### VAT

AT CURRENT RATE MUST BE ADDED TO ALL ORDERS FOR THE TOTAL VALUE OF GOODS INCLUDING POSTAGE UNLESS OTHERWISE STATED.

## SERVICE TRADING CO.


ACCOUNT CUSTOMERS MIN. ORDER £10-00

## PARVALUX MOTOR TYPE SD2

12 volt, D.C. shunt 1/2 H.P. Motor. Continuously rated 4,000 r.p.m. £10 P. & P. 75p (£11.61 inc. VAT). N.M.S.

### GEARED MOTORS

100 r.p.m. 115lb.in. 110V. 50Hz. 2 BA. single phase split capacitor motor. Immense power. Continuously rated. Totally enclosed. Fan cooled in-line gearbox. Length 250mm. Dia 135mm. Spindle dia. 15.5mm. Length 145mm. Ex-equipment tested £12. Post £1 50 (£14-54 inc. VAT & P.). Suitable transformer 230/240V operation £4. Post 75p (£9-45 inc. VAT & P.).



### GEARED MOTORS

7 1/2 r.p.m. 20 lbs inc. approx. 115v a.c. Reversible motor. 28 r.p.m. 20 lbs inc. 115v a.c. Reversible motor. 71 r.p.m. 10 lbs inc. 115v a.c. Reversible motor. All types similar to above drawing. Price either type £4-75 p&p 75p. (£5-94 inc. VAT + p&p). Supplied complete with transformer for 240v a.c. operation £7-25 p&p £1-00 (£8-91 inc. VAT + p&p).



CROUZET 230/240V AC 2RPM synchronous geared motor. £2-90 p&p 30p. (£3-45 inc. VAT) (quantity discount available). HAYDON 230/240V AC. 1RPM synchronous geared motor. £2-90 p&p 30p. (£3-45 inc. VAT + P) N.M.S.

### FRACMO GEARED MOTOR

56 r.p.m. 50lb.in. 240V a.c. 50Hz. 0.7 amp sharp length 35mm. dia 16mm. weight 6 kilos 600 grammes. Price £15 00 P. & P. £1 50 (£17-82). N.M.S.



### PARVALUX GEARED MOTOR

230/240V A.C. 30 rpm 50lbs inch. Price £15-00 P. & P. £1-50 (£17-82 inc. VAT). N.M.S.

### PARVALUX GEARED MOTOR

230/250V a.c. 500 rpm. 3 1/2 lbs inch. 2 right angled spindles £11.00 P. & P. £1.00 (£12-96 inc. VAT & P.). N.M.S.

### CITENCO 19 RPM

FHP motor type C 7333/15 220/240V a.c. 19 r.p.m. reversible motor. torque 14.5 kg. gear ratio 144-1. Brand new incl. capacitors. our price £14-25. P. & P. £1 25 (£16-20 inc. VAT & P.). N.M.S.



### FRACMO MOTOR

1400 rpm H.P. 1/2 continuously rated 115V a.c., fitted with anti-vibration cradle mounting. Supplied complete with transformer for 230/240V a.c. op. £10-00 P. & P. £1-00 (£11-88 inc. VAT & P.). N.M.S.

### 12V DC GEARED MOTOR

Precision built miniature motor 6/12V DC operation. Incredibly powerful for size. Approx. speed at 6v 80 rpm 40 ma. Approx. speed at 9v 100 rpm 50 ma. Approx. speed at 12v 140 rpm 60 ma. Size 27mm dia. 38mm length weight 55 gram. Drive spindle 5mm x 2mm dia. Price £2-50 post paid (£2-70 inc. VAT). N.M.S.

### ROTARY VACUUM

### AIR COMPRESSOR & PUMP

Carbon Vane oil-less. 100/115V. A.C. 1/12 h.p. motor 50/60 cycle 2875/3450 rpm. 20" vacuum 1.25 cfm. 10" dia. approx. fitted mfr. by Gast Co. Fraction of maker's price. £14-00 p. & p. £1-00 (Total: £16-20 inc. VAT). Suitable Transformer £3-50 p. & p. 50p. (Total: £3-78 inc. VAT) N.M.S.



### BLOWER VACUUM PUMP

English Electric 3 phase AC motor 220/250V. Or 380/440V. 1,425 r.p.m. 1/2 h.p. continuously rated. Direct coupled to William Allday & Co. Alcosa carbon vane blower/vacuum pump 0.9 cfm 8.HG. Price £22 p&p £2 (£25-92 inc. VAT + p) N.M.S.

### Time Switch

Venner Type ERD Time switch 200/250V a.c. 30 min contact 2 on/2 off every 24 hrs. at any manually pre-set time. 36 hour Spring Reserve and day counting device. Built to highest Electricity Board specification. Price £7-75. P. & P. 75p (£9-18). R. & T.



### SANGAMO WESTON TIME SWITCH

Type S251 200/250V. a.c. 2 on/2 off every 24 hours. 20 amps contacts with override switch dia. 4 x 3 price £6-50 P. & P. 50p. inc. VAT £7-56. Also available with Solar dial. R. & T.

### Yet another outstanding offer.

IMFD 600V Dubilier wire ended capacitors. 10 for £1-50 p&p 50p. (£2-16 inc. VAT + p&p) (Min 10) N.M.S.

### 230V a.c. FAN ASSEMBLY.

Powerful continuously rated a.c. motor complete with 5 blade 6 1/2 in. Aluminium fan. Price £3-00. P. & P. 65p (£3-94). N.M.S.



KEY: N.M.S. New Manufacturers Surplus  
R. & T. Reconditioned and Tested

Personal callers only Open Saturdays

9 LITTLE NEWPORT STREET  
LONDON WC2H 7JJ  
Phone 01-437 0576

Published approximately on the 15th of each month by IPC Magazines Ltd., Westover House, West Quay Road, Poole, Dorset BH15 1JG. Printed in England by Chapel River Press, Andover, Hants. Sole Agents for Australia and New Zealand—Gordon & Gotch (A/asia) Ltd.; South Africa—Central News Agency Ltd. Subscriptions INLAND and OVERSEAS £10.60 payable to IPC Services, Oakfield House, Perryman Road, Haywards Heath, Sussex. Practical Electronics is sold subject to the following conditions, namely, that it shall not, without the written consent of the Publishers first given, be lent, resold, hired out or otherwise disposed of by way of Trade at more than the recommended selling price shown on the cover, excluding Hire where the selling price is subject to V.A.T., and that it shall not be lent, resold or hired out or otherwise disposed of in a mutilated condition or in any unauthorised cover by way of Trade, or affixed to or as part of any publication or advertising, literary or pictorial matter whatsoever.





A quality range of British made electrical accessories plus a 'How to...' book. Do your own home electrical work with complete confidence. See cat. pages 129 to 134.



This superb organ - build the first working section for just over £100. Full specification in our catalogue.



A range of highly attractive knobs is described in our catalogue. Our prices are very attractive too!



Add-on bass pedal unit for organs. Has excellent bass guitar stop for guitarists accompaniment. Specification in our catalogue.



A pulse width controller for smooth slow running plus inertia braking and acceleration. Full construction details in our catalogue.



Touch operated rhythm generator, the 'Drumsette'. Construction details 25p. (Leaflet MES49). Specification in our catalogue.



Mobile amateur radio, TV and FM aerials plus lots of accessories are described in our catalogue.



The 3800 synthesiser build it yourself at a fraction of the cost of one ready-made with this specification. Full details in our catalogue.



A wide range of disco accessories at marvellous prices. Our catalogue has all the details.

# MAPLIN


**ELECTRONIC SUPPLIES LTD**

All mail to:-

P.O. Box 3, Rayleigh, Essex SS6 8LR.  
Telephone: Southend (0702) 554155.

Shop: 284 London Road,  
Westcliff-on-Sea, Essex.  
(Closed on Monday).

Telephone: Southend (0702) 554155.



A superb technical bookshop in your home! All you need is our catalogue. Post the coupon now!



An attractive mains alarm clock with radio switching function and battery backup! Complete kit with case only £13.88 (incl. VAT & p & p) MA1023 module only £8.42 (incl. VAT).



A massive new catalogue from Maplin that's even bigger and better than before. If you ever buy electronic components, this is the one catalogue you must not be without. Over 280 pages - some in full colour - it's a comprehensive guide to electronic components with hundreds of photographs and illustrations and page after page of invaluable data.

Our bi-monthly newsletter contains guaranteed prices, special offers and all the latest news from Maplin.



A 63-key ASCII keyboard with 625-line TV interface, 4-page memory and microprocessor interface. Details in our catalogue.

**Post this coupon now for your copy of our 1979-80 catalogue price 75p.**

Please send me a copy of your 280 page catalogue as soon as it is published (8th Jan. 1979). I enclose 75p but understand that if I am not completely satisfied I may return the catalogue to you within 14 days and have my 75p refunded immediately. If you live outside U.K. send £1 or ten International Reply Coupons.

NAME \_\_\_\_\_

ADDRESS \_\_\_\_\_