

Introducing the personal computer you've waited for. THE EXIDY SORCERER.

SORCERER COMPUTER SYSTEM

Complete with Monitor

The Sorcerer Computer is a completely assembled and tested computer system. Standard configuration includes 63-key typewriter style keyboard and 16-key numeric pad, Z80 processor, dual cassette I/O with remote computer control at 300 and 1200 baud data rates, RS232 serial I/O for communications, parallel port for direct Centronics printer attachment, 4K ROM operating system, 8K ROM Microsoft BASIC in Rom Pac™ cartridge, composite video of 64 char/line 30 line/screen, 128 upper/lower case ASCII set and 128 user-defined graphic symbols, operation manual, BASIC programming manual and cassette/video cables, connection for S-100 bus expansion.

only £950 Credit facilities available. + 8% VAT



LOOK!

- *32K RAM on board
- *RS232 interface *8K BASIC ROM
- *CUTS interface *4K MONITOR
- *KANSAS CITY interface *S100 BUS
- *User defined graphic symbols *Z80 cpu

KEY BOARD

756 GEORGE RISK

Brand new professional ASCII keyboards (USA)

Full technical details included. RRP £60.00

Only £49.90 + 8% VAT.

Ready built, tested and guaranteed.



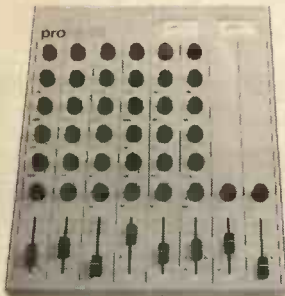
COMPUTER JOYSTICK

Plugs into your Nascom P.I.O. No extras. Software and full documentation supplied. Plus free game cassette.

£14.90 each £28.90 per pair

COMP PRO Mixer

Professional audio mixer that you can build yourself and save over £100.



6 into 2 with full equalization and echo, cve and pan controls.

All you need for your own recording studio is a stereo tape or cassette recorder.

This superb mixer kit has slider faders, level meters and additional auxilliary inputs.

Only £99.90 plus 8% VAT for complete kit Plus FREE power supply valued at £25.00

Ideal for

DISCOS STAGE MIXING HOME STUDIOS AND MANY OTHER APPLICATIONS

COMPUTER COMPONENTS

Send for our Spring 1979 catalogue. 0.60p Full of Computer Components, Peripherals and systems.

Teleplay presents the PROGRAMAGAME of all time!

TELEPLAY have produced a new product of easy to assemble cartridge games, for you and all your family, that will not go out of date. Just ADD each new cartridge as it becomes available, and your colour video centre will be up to date the Teleplay way. You will date the Teleplay way. Works OK on Black and White TV.

Save pounds in the long run.

EX STOCK IMMEDIATE DELIVERY

REALISTIC SOUND EFFECTS

The Teleplay Kit consists of a Professional Finished Inject Moulded Box - Jovstick Hand Controls - one cartridge which consists of 10 games - Football, Tennis, Solo Squash (1 & 2 players), Shoot etc. Mains Adaptor. All holes are pre drilled - No Special equipment required. You'll be surprised how easy it is to assemble this professional kit! Instruction Manual supplied separately at 0.45p. TELEPLAY GIVES YOU TWICE THE FUN BUILDING AND PLAYING THE MOST PROFESSIONAL TV GAME KIT EVER OFFERED.

We offer all this to you for ONLY **£28.90** + £2.31 VAT Fully Assembled £35.90

Every 3 months a NEW game will become available to you and those already under production include Submarines, Space War, Wipe Out and many more. The price of these will vary from £12 to £19 depending upon the complexity of the game.

Additional cartridges NOW available include:

- Stunt Cycle - 4 games
- Tank Battle - 4 games
- Road Race - 2 games

Cartridges and Hand Controls - £14.90 + £1.14 VAT. Fully assemble add £2.00

Cartridge Controls already with basic kit - £12.90 + £1.03 VAT

NEW - WIPE OUT Cartridge - 8 games £13.90 + £1.11 VAT

Cartridges come complete with printed case and easy to follow assembly instructions.

All parts fully guaranteed

Electrical knowledge is not a necessity to assemble this project - just simple soldering.

INTERESTED IN HOME COMPUTING?

FREE B BUG valued at £23.00 plus 10 x C12 cassettes valued at £4.00 WITH EVERY NASCOM

Start now and don't get left behind THE NASCOM 1 is here Ex-stock with full technical services

Plus the opportunity to join the fastest moving club of personal computer users enabling you to get the most out of your computer. You can OBTAIN and EXCHANGE programs and other software - many now available.

The Powerful Z80 Microprocessor Professional Keyboard 1 Kbyte Monitor in EPROM 2 Kbyte RAM (expandable) Audio Cassette interface Plugs into your domestic TV Easy construction from straightforward instructions - no drilling or special tools - Just neat soldering required.



Only £197.50 + 8% VAT (includes p & p + insurance)

Manuals separately	2.95	Monitor quality improved	
Z80 programming Manual	6.90	TV Modulator	2.50
Z80 Technical Manual	2.95		
PIO Technical Manual	2.95	Power supply suitable for NASCOM	19.90

(All prices add 8% VAT)

NASCOM AD ONS - Nascom improved monitor B Bug (2K) featuring - *Four times tape speed *Direct text entry without ASCII *Extended keyboard facility *Additional useful subroutines £23.00

Nascom Software library. Send SAE for lists and prices.

BLANK C12 Racial Quality CASSETTES £4.00 for 10

All prices include VAT except where shown. Orders over £5 post and packing free otherwise add 20p. Please make cheques and postal orders payable to COMP, or phone your order quoting BARCLAYCARD or ACCESS number.



COMP COMPUTER COMPONENTS

14 STATION ROAD · NEW BARNET · HERTFORDSHIRE · TEL: 01-441 2922 (Sales)
CLOSE TO NEW BARNET BR STATION - MOORGATE LINE 01-449 6596
OPEN - 10am to 7pm - Monday to Saturday

PRACTICAL ELECTRONICS

VOLUME 15 No. 1 JANUARY 1979

CONSTRUCTIONAL PROJECTS

GUITAR SOUND MULTIPROCESSOR-2 by <i>M. A. Sawicki M.Sc.(Eng.) and A. Kowalewski</i> Filters and board construction	18
A.D.S.R. ENVELOPE SHAPER by <i>D. J. Stephenson</i> Interesting sounds from versatile envelope control	32
P.E. MICROPRINTER-1 by <i>Mark Simon</i> 40 column electrosensitive printer	38
NOUGHTS AND CROSSES GAME by <i>Kenneth Amor</i> OXO by CMOS	46
LOGIC TESTER by <i>N. D. Jones</i> Four function TTL test probe	63

GENERAL FEATURES

INGENUITY UNLIMITED A Simple Thermometer—Auto Tape Switch—TV Alerts—Tops and Tails—Kettle Whistle	29
STRICTLY INSTRUMENTAL by <i>K. Lenton-Smith</i> Pedal Clavier, Stop Switching, Opto Ideas, 8' Pedal	36
ELECTRIC VEHICLES by <i>Mike Abbott</i> What was, what is, and what may come	52
SEMICONDUCTOR UPDATE by <i>R. W. Coles</i> A look at some recently released devices	60

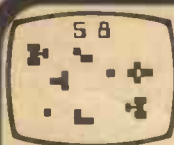
NEWS AND COMMENT

EDITORIAL	17
MARKET PLACE New products	24
SPACEWATCH by <i>Frank W. Hyde</i> Radio Telescope, Mars, Space Debris, Nobel Prize, 400M Years Ago, Shuttle Engine	37
NEWS BRIEFS Micro' Extension	44
Electric Chariot Race—When The Blood Flows—Substitute 741	45
POINTS ARISING Power Supply Unit	50
READOUT A selection of readers' letters	59
MORE TO THE POINT New component standard for P.E.	64
INDUSTRY NOTEBOOK by <i>Nexus</i> What's happening inside industry	67
PATENTS REVIEW Thought provoking ideas on file at the British Patents Office	68

OUR FEBRUARY ISSUE WILL BE ON SALE FRIDAY, 12 JANUARY 1979
(for details of contents see page 51)

© IPC Magazines Limited 1979. Copyright in all drawings, photographs and articles published in PRACTICAL ELECTRONICS is fully protected, and reproduction or imitations in whole or part are expressly forbidden. All reasonable precautions are taken by PRACTICAL ELECTRONICS to ensure that the advice and data given to readers are reliable. We cannot, however, guarantee it, and we cannot accept legal responsibility for it. Prices quoted are those current as we go to press.

A MERRY CHRISTMAS AND A HAPPY 'VIDEO AND TIME' NEW YEAR



TUNE INTO BARGAIN TV GAMES AND COMPONENTS



tank battles

4 stunt rides

STAND ALONE KITS

Kits - full instructions all PCB components. Minikits - instructions, chip, skt, coil, PCB.

	Kits	Mini kits
B&W Tank Battle (AY-3-8710)	£15.90	£9.75
B&W Stunt Rider (AY-3-8765)	£15.90	£9.75
B&W Road Race (AY-3-8603)	£14.90	£8.50
B&W 10 Game B/B (AY-3-8610)	£13.90	£8.50
B&W Submarine/Space War (AY-3-8605)	TBA	TBA
B&W Wipeout/Breakout (AY-3-8606)	£14.90	£8.50

MICROPROCESSOR GAMES (full details on request).

Atari VCS (cartridge games)	+ VAT included	£139.95
Interton (cartridge)		£109.95
Tolinka TV Chess (kit)		£109.50

TELENG MERCURY COMMANDER £37.95

CARTRIDGES SUITABLE ALL TELENG PLUG IN'S. ALL READY MADE.



ROAD RACE	£9.95
STUNT RIDER + controls	£13.95
TANK BATTLE + controls	£21.50
WIPEOUT BREAKOUT	£10.95

VAT included

UNBELIEVABLE WATCH BARGAINS

(full range details on request)



VT01
5 FUNCTION
LCO
Hour, Min, Sec,
Month, Date, s/s
strap, backlight.

ONLY
£7.95



VT07
12 FUNCTION/
CHRONOGRAPH
Hour, Min, Sec,
Day, Date,
Month, 100th sec
time 1 or 2 event

ONLY
£13.95

VT03
SOLAR ALARM
Hour, Min, Sec,
Month, Date,
Day, Alarm any
time in 24
hour day.

ONLY
£22.95



VT08
ALARM
Hour, Min,
Sec, Month
Date, Year,
24 Hr Alarm.

ONLY
£21.95



VT05
CHRONO-
GRAPH/ALARM
Dual Time Zone
Chrono lap time
alarm

ONLY
£35.95



VT06 LCO
ALARM/STOP
WATCH CLOCK
+ Snooze Alarm,
Stop Watch.

ONLY
£12.95



*Prices include VAT, packing & delivery charges and money back guarantee. Send cheque or P.O. to:

VIDEOTIME PRODUCTS 56 Queens Road, Basingstoke, Hants RG21 1REB
Tel: (0256) 56417. Telex 858747

We welcome telephone credit card orders - Trade & Export Enquiries Welcome



PROGRESSIVE RADIO

93 DALE STREET, LIVERPOOL L2 2JD, Tel: 051-236-0982

SEMICONDUCTORS ALL FULL SPEC. BC212, BC182, BC237, 8F197, BC159 all 8p each. LM380 80p, LM381 95p, 741 8 PIN 23p, 741S (wide bandwidth) 8 pin 35p, TIL305 Alpha numerical display (with data) £2-50p, 8X504 opto isolators infra red led to photo cell, 4 lead 25p, BY50 plastic 14p, STC 3 volt 1 watt zener diodes 7p each, BD533 33p, MRD3051 photo transistors 35p, FETS similar to 2N3819 18p, MOSFET similar 40673 35p, Intel C1103 1024 bit mos rams 95p, CD4051 45p, 723 14 pin I.C.'s 35p.

DIODES, BY127 9p, IN4002 4p, IN4005 7p, 600v 3 amp 17p, Lucas bridge recs, 400v 1-5 amp 30p, SPECIAL OFFER, TBA800 10 for £6-00, NE555 10 for £3-00.

MAN3A 3mm led displays 50p, Min. Nixie 587 OST 75p.
Pot core unit, has six pot cores including one FX2243 (45mm) and two FX2242 (35mm) 3 TO3 sil. power transistors on heat sink, 3-20mm panel fuseholders and panel with various transistors, diodes and a 5 amp plastic SCR, £1-75p plus 75p postage.

MOTORS, Model type 1-5-6 volts 20p, 'BIG INCH' sub min motor 115 vac, 3 r.p.m. 25p. 24 OVAC SYNCH. MOTORS WITH GEARBOX, 1/5 r.p.m. 75p, 1/24th r.p.m. 75p, Crouzet 115 VAC 4 r.p.m. 95p, 12v dc 5 pole 35p, 12v 8 Track Cartridge Motors New £1-25p.

HI-SPEED MORSE KEY, ALL METAL £2-25p. PLASTIC MORSE KEYS, 95p.

PLESSEY WINKLER SWITCHES, 1 pole 30 way, 2 bank adj. stop 75p.
Crystal microphone inserts 37mm 45p. Grundig electret condenser inserts with built in JET preamp £1-50p. ELECTRET PENCIL HAND MICROPHONES 1K IMP WITH STANDARD JACK PLUG £2-85p. THE CLIP CONDENSER MIKES OMNI, 1K IMP, (uses deaf aid battery, supplied) £4-95p.

SOLDER SUCKER, high suction, eye protection shield £4-95p.
PROJECT BOXES, BLACK ABS PLASTIC WITH BRASS INSERTS AND LID, 75 x 56 x 35 44p, 95 x 71 x 35 52p, 115 x 95 x 36 60p.

BUZZERS, GPO open type 3-6v 30p. Large plastic domed type loud note 6 or 12 volts 50p. Solid State buzzers, miniature, 6-9-12-24 volt 15ma 75p each.

TAPE HEADS, Mono Cassette £1-30p. Stereo cassette £3-00, BSR MNI330 half track dual imp. heads £1-75p, TD 10 Dual head assemblies 2 heads both 1/2 track R/P with built in erase mounted on bracket, £1-20p.

Relays, Min 24v dc 2 pole c/o 3 amp contacts 55p, Min sealed 220v ac 2 pole c/o 40p, Open type 12v dc 4 pole c/o 50p, 4 pole reed relays N/O 20p, 240v 25L pull 2" travel, large solenoid new £3-95 + 54p. P.P.

CRYSTALS, 300khz 40p. Aerosol 'Touch up' paint one colour yellow/grey, 6oz can 35p. 50v ac cam units, motor switching ten c/o mlcro switches, supplied with capacitor for 240v ac use £1-95p plus 35p postage.

Belling Lee L4305 masthead amplifiers and mains power unit, new but only for group A UHF £7-50p.

TRANSFORMERS, 6-0-6v 100ma, 9-09 75ma, 12-012 50ma 75p each, 12-012 100ma 95p, 12v 500ma 95p, 1:1 triac/xenon pulse transformers 30p, CHOKES 6MH 3 amp 20p, U.H.F.V Tuners, push button (not varicap) new and boxed £2-50p, Miniature toggle switches, SPST 8 x 5 x 7 45p, DPDT 8 x 7 x 7 50p, DPDT c/o 12 x 11 x 9 75p, Min. push to make or push to break 16 x 16mm 15p each type. Slidder switches, DPDT standard 15p, Min. 12p, Std. c/o 20p. Roller action micro switches 15p.

TOOLS Small slide cutters 5" insulated handles £1-35p. Snub nosed pliers 5" insulated handles £1-35p. Board with 14 12 volt reed relays £1-95p. Large mains tester screwdrivers, fully insulated 8" 44p. Test lead jumper sets, 10 leads with insulated croc clips each end, different colours 80p. Telephone pick up coil, suction type with 3.8 mm jack plug 50p, 9 volt battery eliminators, 240v ac input 9v dc out at 120 mA stabilised replaced PP3, PP6, PP7, PP9 £2-45p. Edge connectors, 0-1 64 way 65p, 34 way 40p, 0-2 18 way 15p, Murata MA401, 40KH2, Transducers Rec/Sender, £3-25p pair. Tape head demagnetisers, 240v ac with on/off switch, straight probe £2-00, curved probe (cassette) £2-35p.

TERMS: cash with order, (of official orders from colleges etc). Postage 30p unless otherwise shown, overseas post at cost. VAT inclusive prices S.A.E. for new illustrated lists.

Progressive Radio, 31 Cheapside, Liverpool L2 2DY, Tel: 051-236-0982.

Random FLASHER UNIT
Wired ready for use
Complete with three
100 watt coloured lamps
that flash independently
at random
£19.95

TWIN BANK 6 LIGHT UNIT
(less lamps)
LENGTH
14 1/2 inches
BC Fitting
£11.35
ES Fitting
£11.35
EACH

Sound to Light MASTER UNIT
600 WATTS PER CHANNEL
£30.95
INCLUDING CHANNEL OUTPUT PLUGS AND MAINS INPUT SOCKET

TYPE A SPOT
(less lamp)
BC Fitting
£2.30
ES Fitting
£2.30
EACH


TYPE B 3 BANK UNIT
(Less Lamps)
BC Fitting
£7.99
ES Fitting
£7.99
EACH

TWIN BANK 12 LIGHT UNIT
(less lamps)
Length
31 1/2
BC Fitting
£18.50
ES Fitting
£18.50
EACH

100 WATT SPOT LAMPS
RED, YELLOW, GREEN
BLUE CLEAR
£1.50 each
Maximum 3 lamps
B.C. or E.S. Fitting
£4.50

ALBEN ENGINEERING CO. LTD.
DEPT. PE THE CRESCENT, WORSTHORNE,
BURNLEY, LANCOS. Tel: Burnley 20940

This Is The Famous



SPECIFICATIONS

The £99.95 ELF II computer features an RCA COSMAC COS/MOS 1802 8-bit microprocessor addressable to 64K bytes with DMA, interrupt, 16 registers, ALU, 256 byte RAM expandable to 64K bytes, professional hex keyboard fully decoded so there's no need to waste memory with keyboard scanning circuits, built-in power regulator, 5 slot plug-in expansion bus (less connectors), stable crystal clock for timing purposes and a double-sided, plated-through pc board plus RCA 1861 video IC to display any segment of memory on a video monitor or TV screen along with all the logic and support circuitry you need to learn every one of the RCA 1802's capabilities.

£99.95
PLUS 8% V.A.T.

ELF II Computer

Stop reading about computers and get your hands on one! With ELF II and our new *Short Course* by Tom Pittman, you can master computers in no time at all! ELF II demonstrates all 91 commands an RCA 1802 can execute and the *Short Course* quickly teaches you how to use each of the 1802's capabilities. ELF II's video output lets you display an alphanumeric readout or graphics on any TV screen or video monitor and enjoy the latest video games.

But that's not all. Once you've mastered computer fundamentals, ELF II can give you POWER with add-ons that are among the most advanced found anywhere. American IEEE chapters plus hundreds of universities and major corporations have chosen the ELF II to introduce their students and personnel to microprocessor computing!

Learn The Skill That May Soon Be Far More Important Than Your College Degree!

The ability to use a computer may soon be more important to your earning power than a college degree. Without a knowledge of computers, you are always at the mercy of others when it comes to solving highly complex business, engineering, industrial and scientific problems. People who understand computers can command MONEY and to get in on the action, you must learn computers. Otherwise you'll be left behind.

ELF II Is The F-A-S-T Way to Learn Computer Fundamentals!

Regardless of how minimal your computer background is now, you can learn to programme a computer in almost no time at all. That's because Netronics has developed a special *Short Course on Microprocessor And Computer Programming* in non-technical language that leads you through every one of the RCA COSMAC 1802's capabilities so you'll understand everything ELF II can do. ...and how to get ELF II to do it!

All 91 commands that an 1802 can execute are explained to you, step-by-step. The text, written for Netronics by Tom Pittman, is a tremendous advance over every other programming book in print.

H.L. AUDIO LTD., Dept. P.E., 9b GARMAN ROAD, LONDON N17 0UR

- SEND TODAY!

NOW AVAILABLE FOR ELF II -

- Tom Pittman's *Short Course On Microprocessor & Computer Programming* teaches you just about everything there is to know about ELF II or any RCA 1802 computer. Written in non-technical language, it's a learning breakthrough for engineers and laymen alike. £5.00* post paid!
- Deluxe metal cabinet with plexiglas dust cover for ELF II. £29.95* plus £1.50 p&p.
- RF Modulator for use with TV set. £3.00* post paid.
- GIANT BOARD kit with cassette I/O, RS 232-C/TTY I/O, 8-bit P I/O, decoders for 14 separate I/O instructions and a system monitor/editor. £39.95* plus £1.00 p&p.
- Kluge (Prototype) Board accepts up to 36 IC's. £17.00 plus 50p. p&p.
- 4k Static RAM kit. Addressable to any 4k page to 64k. £89.95* plus 50p. p&p.
- Gold plated 86-pin connectors (one required for each plug-in board). £5.70* post paid.
- Professional ASCII Keyboard kit with 128 ASCII upper/lower case set, 96 printable characters, on-board regulator, parity, logic selection and choice of 4 handshaking signals to mate with almost any computer. £64.95* post paid.
- Deluxe metal cabinet for ASCII Keyboard. £19.95* plus £1.50 p&p.
- ELF II Tiny BASIC on cassette tape. Commands include SAVE, LOAD, Z, X, +, (-), 26 variables A-Z, LET, IF/THEN, INPUT,

PRINT, GO TO, GO SUB, RETURN, END, REM, CLEAR, LIST, RUN, PLOT, PEEK, POKE. Comes fully documented and includes alphanumeric generator required to display alphanumeric characters directly on your TV screen without additional hardware. Also plays tick-tack-toe plus a drawing game that uses ELF II's hex keyboard as a joystick, 4k memory required. £14.95* post paid.

- Tom Pittman's *Short Course on Tiny BASIC* for ELF II. £5.00* post paid.
- Expansion Power Supply (required when adding 4k RAM). £19.95* plus £2.00 p&p.
- ELF-BUG Deluxe System Monitor on cassette tape. Allows displaying the contents of all registers on your TV at any point in your programme. Also displays 24 bytes of memory with full address, blinking cursor and auto scrolling. A must for the serious programmer! £14.95* post paid.

Coming Soon: A-D, D-A Converter, Light Pen, Controller Board, Colour Graphics & Music System... and more!

Call or write for wired prices!

H. L. AUDIO LTD., Dept. P.E.,
9b Garman Road, London N17 0UR.
(Tel: 01-808 6127.)

Sole European Distributors for Netronics R & D Ltd., U.S.A.

Yes! I want to run programmes at home and have enclosed:
 £109.56 including postage and V.A.T. for RCA COSMAC ELF II kit, £5.94 including postage and V.A.T. for power

supply (required), £5.95 for RCA 1802 User's Manual, £5.95 including postage and V.A.T. for *Short Course on Microprocessor Computer Programming*.
 I want mine wired and tested with power supply, RCA 1802 User's Manual and *Short Course* included for just £164.10 including postage and V.A.T.
 I am also enclosing payment (including postage and V.A.T.) for the items checked at the left.

Total Enclosed £ _____

USE YOUR ACCESS BARCLAYCARD

Account No. _____

Signature _____ Exp. Date _____

CREDIT CARD PHONE ORDERS ACCEPTED 01-808 6127.

Print Name _____

Address _____

DEALER INQUIRIES INVITED

ELECTRONI-KIT

"EDUCATIONAL KITS OF EXCEPTIONAL QUALITY"

(AUDIO magazine)



THIS IS A POWERFUL RADIO RECEIVER!

The same kit is also 150 other different actual working projects e.g.:

Computer & Logic Circuits.
Electronic Organ, Timer, Light Control, Agility Tester, Lie Detector, Siren, Horn, Buzzer, Bird, Metronome.
Cds cell light & sound control, Phologun, Light Oscillator, Light Switch, Light and Sound Morse Code.
Field Strength Meter, Hygrometer, Sphygmometer, Etc., Etc.

Radio Receiver, Transmitter, Amplifier, Audio Generator, Signal Tracer & Injector, Continuity Tester, Telegraph, Photodiode Receiver, Radio Receiver/Microphone Mixer, Illuminometer, Voltmeter, Ammeter, Sound Level Meter, Ohmmeter, Diode & Transistor Tester, Transparency Indicator, Etc., Etc.

The above is just a selection of the circuits available—you can also design your own circuits with these superb new Denshi-Gakken "EX" construction kits.

No previous experience of electronics is required but you learn as you construct and have a great deal of fun too. The kits are completely safe for anyone to use.

Kits are complete with very extensive construction manuals PLUS Hamlyn's "All-Colour" 160 page book "Electronics" (free of charge whilst stocks last).

ALL KITS ARE FULLY GUARANTEED. Add-on sets (to increase the scope of each kit) are available, plus spares and accessories as required.

150 PROJECT KIT £39.75 60 PROJECT KIT £25.75

120 PROJECT KIT £33.75 30 PROJECT KIT £18.95

100 PROJECT KIT £29.25 15 PROJECT KIT £16.75

Prices include educational manuals, free book, VAT, p & p (in the U.K.), free introduction to the British Amateur Electronics Club.

Callers at 20 Bride Lane will be very welcome. Trade and Educational enquiries invited.

Cheque/P.O./Barclaycard/Access No. (or 14p for illustrated literature) to DEPT. PE.

ELECTRONI-KIT LTD.
20 BRIDE LANE, LUDGATE CIRCUS,
LONDON, EC4Y 8DX (01-353 6430)

NO DISCO SYSTEM IS COMPLETE WITHOUT...



CITRONIC MM 313 MIXER

Ideal for the DIY enthusiast building up a complete disco system. 4/6 ch. mono. inc. LED indicators, connections via phono sockets at rear. Bargain price, including PSU
£80.46 (P & P £1.50).

PIEZO HORNS

FANTASTIC SPECIAL OFFER TO READERS OF THIS PUBLICATION

Tweeters for your disco, PA system or Hi-Fi. Frequency range 5K-20K. No X over required. They can be used in any PA system up to 100W. Why pay more?
OUR PRICE ONLY £4.99 each (P&P 35p each)



BULGIN OCTAL PLUGS AND SOCKETS

There's always hundreds of Bulgin Octal multiway plugs and sockets in stock at Roger Squire's. Each pin rated 6A. Perfect for your Sound to Light System. P552 SOCKET
£0.65 (P&P 35p) P551 PLUG £1.84 (P&P 35p) Carriage on 10 or more nominal £1.00. Also available 6-way multicore cable (6 Amps per core) ex stock. £0.65 per metre. Please phone for carriage quote.



PROJECTORS

SQUIRE MULTIFECT 150

Including rotator and effects wheel. A truly versatile projector which uses a powerful 150W Tungsten bulb, all effects attachments simply slot in ready for use.

A BARGAIN AT £40.50 (P&P £1.00)



STARLITE 250

An exclusive new line to Roger Squire's Disco Centres. Superb high powered 250 W quartz halogen bulb, fan cooled, accepts wide range of multifect attachments. Unique connection slot for orbit prism revolvers. Only

£70.20 (P & P £2.00) attachments extra

PLUS MANY DISCO ACCESSORIES

All Roger Squire's shops have a service department which carries large stocks of DISCO SPARES & ACCESSORIES. For example: Fane and H. H Disco Speakers 12" and 15" BSR and Garrard decks at discount prices.



Plus sockets, Fuses, Plugs, etc etc.

Roger Squire's DISCO GEAR

Send Mail Orders to: Roger Squire's Mail Orders, Barnet Trading Estate, Park Road, Barnet, Herts. EN5 5AA 01-441 3527 (Hotline) 01-441 1919 (Switchboard) Open: Mon-Fri, 9-5.30.
Personal callers: ROGER SQUIRE'S DISCO CENTRES
LONDON: 175 Junction Road, Tutnell Park N19 5QJ 01-272 7474
BRISTOL: 125 Church Road, Redfield, Bristol BS5 9JR 0272-550550
MANCHESTER: 251 Deansgate M3 4EN 061-831 7676
GLASGOW: 1 Queen Margaret Road off Queen Margaret Drive, Kelvinside, Glasgow, G20 6DP 041 946 3303
Open from 10-5 Tues-Sat 10-8 Weds. Closed Mondays.

- MC 3340 ELECTRONIC ATTENUATOR I.C. with data @ 50p.
- DUAL 100K LIN. W.W. POTENTIOMETERS @ 50p.
- 100 MINIATURE CV 9637 DIODES Preformed leads @ 50p.
- PLASTIC BC 109 Types BC 549 @ 10p, 8 for 50p.
- McMURDO 8 PIN PLUG AND SOCKET with cover @ 55p.
- WIRE ENDED CRYSTALS 28 KHz, 28.5KHz, 31.5KHz. All at 50p each.
- 50 AC. 128 TRANSISTORS Branded but untested @ 57p.
- 50 BC 107-8-9 TRANSISTORS. Assorted Untested @ 57p.
- T.V. S.A.W. FILTERS Untested 3 for 35p.
- 5 WATT NPN DARLINGTON TO39 TRANSISTORS 3 for 60p.
- SILICON PNP TO3 POWER TRANSISTORS 2N 3792 @ 65p, BDX 94 @ 75p.
- MULLARD MOST PRE-AMP I.C. TAA 320 with data @ 35p.
- 400mW ZENERS Unmarked Good. 3.6v, 6.8v, 10v, 11v, 12v, 13v, 16v, 18v, 24v, 30v, 33v, 36v. All at 10 for 40p.
- TANTALUM BEAD CAPACITORS. 1uf 35v.w., 33uf 35v.w., 1uf 35v.w., 2.2uf 35v.w., 3.3uf 16v.w., 4.7uf 35v.w., 6.8uf 35v.w., 10uf 25v.w., 20uf 6v.w., 22uf 16v.w., 33uf 10v.w., 4.7uf 6v.w., All at 9p each, 100uf 3v.w. @ 15p, 100uf 10v.w. @ 25p, 330uf 3v.w. @ 16p.
- 20 PHOTO TRANSISTORS AND DARLINGTON Assorted Untested @ £1.
- S. C. R.'s 10 Amp Type 100 PIV @ 25p, 400 PIV @ 50p, 800 PIV @ 60p.
- 3 PIN PLUG AND SOCKET like R.S. European type with Two Metres of Cable @ 75p pair.
- 1uf 25v.w., ELECTROLYTICS @ 6 for 25p.
- MINIATURE ROTARY SWITCHES 3 Pole 3 Way @ 40p, 2 Pole 4 way @ 20p, 1 Pole 10 way 2 Bank @ 40p, 1 Pole 24 way 4 Bank @ £1.25.
- 50 2 WATT ZENERS Assorted Untested for 57p.
- 100 ASSORTED C280 CAPACITORS @ 57p.
- DISC CERAMICS .01uf 50v.w., @ 20p doz., .1uf 18v.w., @ 25p doz.
- CLOCK P.C. BOARDS with Buzzar Mercury Switch, Bridge Rectifier, Transistors etc. No data @ £1.
- 10 ASSORTED MULTI-TURN TRIMPOTS for 60p.
- CMOS RCA or NATIONAL CD 4001 @ 10p, CD 4007 @ 10p, CD 4011 @ 10p, CD 4020 @ 60p, CD 4029 @ 60p, CD 4043 @ 60p.
- LOUDSPEAKERS 8 ohm 1 1/2" Dia, 2 1/2" or 2 1/4". All at 75p each.
- VARIABLE WIRE WOUND POTENTIOMETER 1.2K @ 22p.
- 10 ASSORTED PUSH BUTTON BANKS for £1.30.
- SUB-MINIATURE TANTALUM CAPACITORS 4.7uf 10v.w. 5p, 6 for 25p.
- MULLARD ELECTROLYTICS 224uf 40v.w., @ 40p, 4500uf 25v.w., @ 40p, 6000uf 10v.w. @ 15p, 6400uf 25v.w., @ 25p.
- FETS LIKE 2N 3819 at 20p, 6 for 75p.
- MYLAR CAPACITORS 50v.w., .01uf or .1uf Both 20p doz.
- TRANSFORMERS 240 volt Input Type 1. 22-0-22 volt 500mA @ £1.60 (P&P 25p). Type 2. 24volt Tapped at 14 volt 1 amp @ £1.30 (P&P 25p), Type 3. 45 volt 8 amp @ £5 (P&P 95p). Type 4. 50 volt 2 amp, 45 volt 500mA @ £3.50 (P&P 85p). Type 5. 20 volt 1 amp Twice, 10 volt 1 amp Twice @ £4.50 (P&P 95p).

Please add 20p for post and packing, unless otherwise stated, on U.K. orders under £2. Overseas orders at cost.

J. BIRKETT
RADIO COMPONENT SUPPLIES
25 The Strait, Lincoln LN2 1JF Tel. 20767

WATFORD ELECTRONICS

35 CARDIFF ROAD, WATFORD, HERTS., ENGLAND
MAIL ORDER, CALLERS WELCOME. Tel. Watford 40588/9

ALL DEVICES BRAND NEW, FULL SPEC. AND FULLY GUARANTEED. ORDERS DESPATCHED BY RETURN OF POST. TERMS OF BUSINESS: CASH/CHEQUE/P.O. OR BANKERS DRAFT WITH ORDER. GOVERNMENT AND EDUCATIONAL INSTITUTIONS' OFFICIAL ORDERS ACCEPTED. TRADE AND EXPORT INQUIRY WELCOME. P&P ADD 30p* TO ALL ORDERS UNDER £10.00. OVERSEAS ORDERS POSTAGE AT COST. AIR/SURFACE.

SEND 50p FOR OUR CATALOGUE

VAT Export orders no VAT. Applicable to U.K. Customers only. Unless stated otherwise, all prices are exclusive of VAT. Please add 8% to devices marked *. To the rest add 12%.

We stock many more items. It pays to visit us. We are situated behind Watford Football Ground, Nearest Underground/BR Station: Watford High Street. Open Monday to Saturday 9.00 am - 6.00 pm. Ample Free Car Parking space available.

POLYESTER CAPACITORS: Axial lead type (Values are in µF)
400V: 0.001, 0.0015, 0.0022, 0.0033 7p, 0.0047, 0.0068, 0.01, 0.015, 0.018 9p; 0.022, 0.033, 10p; 0.047, 0.068 14p; 0.10 15p; 0.15, 0.22 22p; 0.33, 0.47 39p; 0.68 45p.
160V: 0.39, 0.15, 0.22 11p; 0.33, 0.47 19p; 0.68, 1.0 22p; 1.5 29p; 2.2 32p.
DUBILIER: 1000V: 0.01, 0.015 20p; 0.022 22p; 0.047 26p; 0.1 38p; 0.47 48p.

POLYESTER RADIAL LEAD (Values are in µF) 250V:
0-01, 0-015, 0-022, 0-027 5p; 0-033, 0-047, 0-068, 0-1 7p; 0-15 11p; 0-22, 0-33 15p; 0-47 15p; 0-68 18p; 1-0 24p; 1-5 27p; 2-2 31p.

ELECTROLYTIC CAPACITORS: Axial lead type (Values are in µF) 500V: 10 40p; 47 68p; 250V: 100 65p; 63V: 0.47, 1.0, 1.5, 2.2, 2.5, 3.3, 4.7, 6.8, 8, 10, 15, 22 8p; 47, 32, 50 11p; 63, 100 27p; 50V: 1.0 7p; 50, 100, 220 25p; 470 50p; 1000 68p; 40V: 22, 33 7p; 100 12p; 2200, 3300 62p; 4700 64p; 35V: 1.0, 3.3 9p; 330, 470 32p; 1000 49p; 25V: 10, 22, 47 6p; 80, 100, 160 8p; 220, 250 13p; 470, 640 25p; 1000 30p; 2200 41p; 3300 52p; 4700 54p; 16V: 1.0, 40, 47, 68 7p; 100, 125 8p; 330 14p; 470 16p; 1000, 1500 20p; 2200 34p; 10V: 4, 100 6p; 640 10p; 1000 14p.
70V: 2000 98p; 4700 121p; 50V: 1000 255p; 40V: 2500 65p; 3300, 4700 70p; 15,000 45p; 25V: 4700 48p; 2200 37p; 325V: 10,000 26p; 10V + 50 + 10V 190p.

TANTALUM BEAD CAPACITORS
35V: 0.1µF, 0.22, 0.33, 0.47, 0.68, 1.0, 2.2V, 3.3, 4.7, 6.8, 25V: 1.5, 2.2V, 1.5; 16V: 10µF 13p each, 47, 100 40p; 10V: 22µF, 33, 6V: 47, 68, 100; 3V: 68, 100µF 20p each.

MYLAR FILM CAPACITORS
100V: 0.001 0.002 0.005 0.01µF 6p
0.015 0.02 0.04 0.05 0.05µF 7p
0.1 0.2 0.2 9p 50V: 0.47µF 11p

CERAMIC CAPACITORS: 50V
0.5pF to 10nF 3p each
15nF 22nF 33nF 47nF 4p each
0.1µF 6p

POLYSTYRENE CAPACITORS
10pF to 1nF 8p; 1.5nF to 47nF 10p.

SILVER MICA (Values in pF) 3, 4.7, 6.8, 10, 12, 18, 22, 33, 47, 50, 68, 75, 82, 85, 100, 120, 150, 220 9p each
250 300 330 360 390, 600 820 16p each
1000 1800 2000 2200 20p each

MINIATURE TYPE TRIMMERS
2.5 5pF 3 10pF 10 40pF 22p
5 25pF 5 45pF 60pF 88pF 30p

COMPRESSION TRIMMERS
3-40pF, 10-80pF, 25-190pF 25p
100-500pF 45p

SOLDER PINS*
100 pins 50p; 1000 pins 395p

JACK PLUGS

Size	Plastic chrome	Plastic body	open metal
2.5mm	8p	11p	11p
3.5mm	15p	15p	15p
MONO	23p	15p	13p
STEREO	31p	18p	15p

PHONO-AXIAL (TV) 14p 14p 14p

CERAMIC assorted colours 12p
Metal Screened 9p

BANANA 4mm 11p
2mm 10p
1mm 7p
3mm 8p

WANDER 3mm 8p

POTENTIOMETERS (AB or EGEN)
Carbon Track, 1/8W Log & 1/8W Linear values
500Ω, 1K & 2K (lin. only), Single 27p
5KΩ-2MΩ single gang 27p
5KΩ-2MΩ single gang D/P switch 60p
5KΩ 2MΩ dual gang stereo 70p

SLIDER POTENTIOMETERS
0.5W log and linear values 60mm
5KΩ 500KΩ single gang 70p
10KΩ 500KΩ dual gang 80p
Self Sixed Graduated Bezels .22p

PRECIS POTENTIOMETERS
Vertical & Horizontal
0.1W 50Ω 5MΩ Miniature 8p
0.25W 100Ω 3 MΩ Horiz 10p
0.25W 200Ω 4 3MΩ Vert 10p

RESISTORS - Ene make 5% Carbon
Miniature High Stability Low noise

RANGE	VAL	1 99	100
1/2W 2 20-47M	E24	1.5p	1p
1/2W 2 20-47M	E12	2p	1.5p
1/2W 2 20-47M	E12	5p	4p
2% Metal Film 100-1MΩ	5p	4p	4p
1% Metal Film 5Ω-1M	10p	8p	8p

10% price applies to Resistors of each type not mixed values.

SPECIAL OFFER
IC741 (Texas) 17p*
NE555 (Texas) 22p*

SOCKETS

Push in	in line
5 Pin	11p
7 Pin	7p
14 Pin	20p

SWITCHES* Miniature Non-Locking
Push to Make 15p
ROCKER (white) 10A 250V Push to Break 25p
ROCKER: Illuminated (off) 10A 250V 30p
SP changeover centre off 30p
ROCKER: Illuminated (white) 10A 250V 23p
Lights when on: 3A 240V 52p
ROTARY: (ADJUSTABLE STOP) 1 pole/2-12 way 2p/2-6W 3p/2-4W 4p/2-3W 41p
ROTARY: Mains 250V AC, 4 Amp 45p

DIL SOCKETS* (Low Profile - Texas)
8 pin 10p; 14 pin 12p; 16 pin 13p; 18 pin 20p;
20 pin 27p; 24 pin 30p; 28 pin 42p; 40 pin 58p.

OPTO ELECTRONICS*
LEDs plus clip
TIL209 Red 13
TIL121 Green 18
TIL12 Yellow 22
2 Red 15
2 Yellow Green 19
Spare Clips 2
ORP12 63
2N5777 45
7 Seg Displays
LS400 255
TIL307 68
TIL312 C An 3* 105
TIL313 C Cth 3* 105
TIL321 C An 5* 115
TIL322 C Cth 5* 116
D1704 C Cth 3* 99
D1707 C.A. 3* 99
FND357 120
MAM3640 175
LCD 3 1/2 digit 915

SWITCHES*
TOGGLE 2A 250V
SPST on/off 28p
DPDT 38p
4 pole on/off 54p
SUB-MIN TOGGLE
SP changeover 59p
SPST on/off 59p
DPDT 6 tags 70p
DPDT Centre off 79p
DPDT Biased 115p
SLIDE 250V:
1A DPDT 14p
1A DP 15p
1A DPDT 13p
4 pole cover 24p
SPST BUTTON
Spring loaded
ACV39 78
ACV40 48
ACV44 39
AD140 69
AD189 44
AD181 42
AD162 42
AF114 25
AF115 25
AF116 25
AF17 78
AF118 58
AF121 14
AF124 65
AF125 35
AF126 35
AF139 35
AF178 70
AF180 70
AF186 50
AF239 42
ASV26 40
ASV27 46
BC107 9
BC107 9
BC108 7
BC108 7
BC109 9
BC109 9
BC109 9
BC111 19
BC118 19
BC119 28
BC134 19
BC136 18
BC137 20
BC137 20
BC140 28
BC142 25
BC143 25
BC148 7
BC149 8
BC153 14
BC154 14
BC157 10
BC158 11
BC159 11
BC160 27
BC167 14
BC168 12
BC169 10

TRANSISTORS

AC117*	35	BC170	17
AC125*	20	BC171	11
AC126*	20	BC172	10
AC127*	20	BC177*	17
AC128*	20	BC178*	17
AC141*	25	BC182	9
AC142*	24	BC182L	10
AC142*	24	BC183	9
AC176*	18	BC183L	10
AC187*	20	BC184	9
AC188*	20	BC184L	9
AC177*	25	BC186	21
AC187*	20	BC187*	28
AC191*	40	BC212	28
AC191*	40	BC212L	28
ACV21*	35	BC213	9
ACV22*	40	BC214	9
ACV23*	40	BC214L	9
ACV39*	78	BC214L	130
ACV40*	48	BC3078	24
ACV44*	39	BC3078	13
AD140*	69	BC328	13
AD189*	44	BC441	30
AD181*	42	BC441*	30
AD162*	42	BC441*	30
AF114*	25	BC477*	25
AF115*	25	BC547	11
AF116*	25	BC547	11
AF17*	78	BC549C	13
AF118*	58	BC557	13
AF121*	14	BC558	12
AF124*	65	BCY30*	57
AF125*	35	BCY34*	57
AF126*	35	BCY40*	78
AF139*	35	BCY43*	78
AF178*	70	BCY58*	22
AF180*	70	BCY59*	22
AF186*	50	BCY70*	15
AF239*	42	BCY71*	17
ASV26*	40	BCY72*	17
ASV27*	46	BCY72*	17
BC107*	9	BCY78*	20
BC107*	9	BCY115*	62
BC108*	7	BD121*	95
BC108*	7	BD123*	98
BC109*	9	BD124*	111
BC109*	9	BD131*	38
BC109*	9	BD132*	38
BC109*	9	BD133*	43
BC111*	19	BD133*	36
BC111*	19	BD136*	36
BC118*	19	BD137*	36
BC119*	28	BD139*	45
BC134*	19	BD140*	50
BC136*	18	BD142*	59
BC137*	20	BD222*	60
BC140*	28	BD596*	75
BC142*	25	BDY60*	110
BC143*	25	BDY61*	165
BC148*	7	BF115*	22
BC149*	8	BF156*	29
BC153*	14	BF167*	25
BC154*	14	BF173*	25
BC157*	10	BF177*	25
BC158*	11	BF178*	25
BC159*	11	BF182*	25
BC160*	27	BF180*	20
BC167*	14	BF181*	20
BC168*	12	BF182*	20
BC169*	10	BF183*	20

TRANSISTORS

BF184*	30	OC41*	48
BF195*	10	OC42*	32
BF196*	10	OC43*	55
BF197*	10	OC44*	55
BF198*	10	OC45*	20
BF200*	28	OC46*	28
BF201*	28	OC47*	19
BF224A	18	OC71*	26
BF256*	50	OC72*	26
BF257*	26	OC73*	26
BF258*	30	OC74*	76
BF259*	32	OC81*	28
BF294	21	OC82*	45
BF595	48	OC83*	48
BF595	48	OC84*	48
BF595	48	OC85*	48
BF595	48	OC86*	48
BF595	48	OC87*	48
BF595	48	OC88*	48
BF595	48	OC89*	48
BF595	48	OC90*	48
BF595	48	OC91*	48
BF595	48	OC92*	48
BF595	48	OC93*	48
BF595	48	OC94*	48
BF595	48	OC95*	48
BF595	48	OC96*	48
BF595	48	OC97*	48
BF595	48	OC98*	48
BF595	48	OC99*	48
BF595	48	OC100*	48

TRANSISTORS

BF195*	10	OC41*	48
BF196*	10	OC42*	32
BF197*	10	OC43*	55
BF198*	10	OC44*	55
BF199*	10	OC45*	20
BF200*	28	OC46*	28
BF201*	28	OC47*	19
BF202*	28	OC48*	28
BF203*	28	OC49*	28
BF204*	28	OC50*	28
BF205*	28	OC51*	28
BF206*	28	OC52*	28
BF207*	28	OC53*	28
BF208*	28	OC54*	28
BF209*	28	OC55*	28
BF210*	28	OC56*	28
BF211*	28	OC57*	28
BF212*	28	OC58*	28
BF213*	28	OC59*	28
BF214*	28	OC60*	28
BF215*	28	OC61*	28
BF216*	28	OC62*	28
BF217*	28	OC63*	28
BF218*	28	OC64*	28
BF219*	28	OC65*	28
BF220*	28	OC66*	28
BF221*	28	OC67*	28
BF222*	28	OC68*	28
BF223*	28	OC69*	28
BF224*	28	OC70*	28
BF225*	28	OC71*	28
BF226*	28	OC72*	28
BF227*	28	OC73*	28
BF228*	28	OC74*	28
BF229*	28	OC75*	28
BF230*	28	OC76*	28
BF231*	28	OC77*	28
BF232*	28	OC78*	28
BF233*	28	OC79*	28
BF234*	28	OC80*	28
BF235*	28	OC81*	28
BF236*	28	OC82*	28
BF237*	28	OC83*	28
BF238*	28	OC84*	28
BF239*	28	OC85*	28
BF240*	28	OC86*	28
BF241*	28	OC87*	28
BF242*	28	OC88*	28
BF243*	28	OC89*	28
BF244*	28	OC90*	28

TRANSISTORS

BF245*	28	OC91*	28
BF246*	28	OC92*	28
BF247*	28	OC93*	28
BF248*	28	OC94*	28
BF249*	28	OC95*	28
BF250*			

KITS FOR SYNTHESISERS, SOUND EFFECTS



COMPONENTS SETS include all necessary resistors, capacitors, semiconductors, potentiometers and transformers. Hardware such as cases, sockets, knobs, keyboards, etc. are not included but most of these may be bought separately. Fuller details of kits, PCBs and parts are shown in our lists.

CIRCUIT AND LAYOUT DIAGRAMS are supplied free with all PCBs unless "as published".

PHOTOCOPIES of P.E. texts for most of the kits are available—prices in our lists.

PHONOSONICS

MAIL ORDER SUPPLIERS OF QUALITY PRINTED CIRCUIT BOARDS, KITS AND COMPONENTS TO A WORLD-WIDE MARKET

P.E. MINISONIC Mk. 2 SYNTHESIZER

A portable mains-operated Miniature Sound Synthesizer, with keyboard circuits. Although having slightly fewer facilities than the large P.E. Synthesiser the functions offered by this design give it great scope and versatility. Consists of 2 log VCOs, VCF, 2 envelope shapers, 2 voltage controlled amps, keyboard hold and control circuits, HF oscillator and detector, ring modulator, noise generator, mixer, power supply.

Set of basic component kits from **£61.00**
Set of printed circuit boards **£8.99**

P.E. SYNTHESIZER (P.E. Feb. 73 to Feb. 74)

The well acclaimed and highly versatile large-scale mains-operated Sound Synthesiser complete with keyboard circuits. Other circuits in our lists may be used with the Synthesiser to good advantage.

The Main Synthesiser: PSU, 2 linear VCOs, 2 ramp generators, 2 input amps, sample hold, noise generator, reverb amp, ring modulator, peak level circuit, envelope shaper, voltage controlled amp.

Set of basic component kits **£79.09**
Set of printed circuit boards **£13.20**

The Synthesiser Keyboard Circuits (can be used without the Main Synthesiser to make an independent musical instrument): 2 logarithmic VCOs, divider, 2 hold circuits, 2 modulation amps, mixer, 2 envelope shapers and PSU.

Set of basic component kits **£47.34**
Set of printed circuit boards **£7.66**

GUITAR EFFECTS PEDAL (P.E. July 75)

Modulates the attack, decay and filter characteristics of an audio signal not only from a guitar but from any audio source, producing 8 different switchable effects that can be further modified by manual controls. Possibly the most interesting of all the low-priced sound effects units in our range. Circuit does not duplicate effects from the Guitar Overdrive Unit.

Component set with special foot operated switches **£7.69**
Alternative component set with panel switches **£5.05**
Printed circuit board **£1.43**

SOUND BENDER (P.E. May 74)

A multi-purpose sound controller, the functions of which include envelope shaper, tremolo, voice-operated fader, automatic fader and frequency doubler.

Component set for above functions (excl. SWs) **£8.17**
Printed circuit board **£1.81**

Optional extra—additional Audio Modulator, the use of which, in conjunction with the above component set, can produce jungle-drum rhythms.

Component set (incl. PCB) **£2.88**

PHASING UNIT (P.E. Sept. 73)

A simple but effective manually controlled unit for introducing the phasing sound into live or recorded music.

Component set (incl. PCB) **£3.20**

PHASING CONTROL UNIT (P.E. Oct. 74)

For use with the above Phasing Unit to automatically control the rate of phasing.

Component set (incl. PCB) **£4.74**

SOPHISTICATED PHASING AND VIBRATO UNIT

A slightly modified version of the circuit published in "Elektron", December 1976, and includes manual and automatic control over the rate of phasing and vibrato.

Component set **£17.38**
Printed circuit board **£2.33**

WAH-WAH UNIT (P.E. Apr. 76)

The Wah-Wah effect produced by this unit can be controlled manually or by the integral automatic controller.

Component set (incl. PCB) **£3.63**

AUTOWAH UNIT (P.E. Mar. 77)

Automatically produces Wah-pedal and Swell-pedal sounds each time a new note is played.

Component set, PCB, special foot switches **£7.67**
Component set and PCB, with panel switches **£4.83**

P.E. JOANNA PLUS ORGAN VOICING

The basic five octave electronic piano (P.E. May/Sept 75 and Sound Design) has switchable alternative voicings for Honky-Tonk, ordinary piano, and Harpsichord or a mixture of any of these three, together with facilities including fast and slow tremolo, loud and soft pedal switching, and sustain pedal switching. The modification retains all the circuitry associated with the piano but in addition provides an organ-voice envelope facility with 5 switchable pitches, variable attack and sustain, phasing and vibrato.

Set of components (excl switches) for PSU, Frequency generator, Pitch and Note Divider, Envelope Shapers, Voicings, and Control circuitries. (Order as KIT 71-5) **£99.25**
Set of PCBs (Order as PCB SET 71-6) **£29.18**

SYNTHESIZER TUNING INDICATOR (P.E. July 77)

A simple 4-octave frequency comparator for use with synthesizers and other instruments where the full versatility of the P.E. Tuning Fork is not required.

Component and PCB (but excl sw.) **£7.45**

GUITAR FREQUENCY DOUBLER (P.E. Aug. 77)

A modified and extended version of the circuit published.

Component set and PCB **£4.52**

GUITAR SUSTAIN (P.E. Oct 77)

Maintains the natural attack whilst extending note duration.

Component set, PCB and foot switches **£5.13**
Component set, PCB and panel switches **£3.71**

WIND AND RAIN UNIT

A manually controlled unit for producing the above-named sounds.

Component set (incl. PCB) **£4.26**

GUITAR OVERDRIVE UNIT (P.E. Aug. 76)

Sophisticated, versatile Fuzz unit, including variable and switchable controls affecting the fuzz quality whilst retaining the attack and decay, and also providing filtering. Does not duplicate the effects from the Guitar Effects Pedal and can be used with it and with other electronic instruments.

Component set using dual slider pot **£7.58**
Component set using dual rotary pot **£6.89**
Printed circuit board **£1.62**

FUZZ UNIT

Simple Fuzz unit based upon P.E. "Sound Design" circuit.

Component set (incl. PCB) **£2.05**

TREMOLO UNIT

Based upon P.E. "Sound Design" circuit.

Component set (incl. PCB) **£2.94**

TREBLE BOOST UNIT (P.E. Apr. 76)

Gives a much shriller quality to audio signals fed through it. The depth of boost is manually adjustable.

Component set (incl. PCB) **£2.51**

P.E. TUNING FORK (P.E. Nov. 75)

Produces 84 switch-selected frequency-accurate tones. A LED monitor clearly displays all beat note adjustments. Ideal for tuning acoustic or electronic musical instruments.

Main component set (incl. PCB) **£14.93**
Power supply set (incl. PCB) **£6.28**

**New Electronic Piano.
Elektron Aug. 1978
Details in our list.**

CONSTANT DISPLAY FREQUENCY METER (PE AUG 78)

A 5-digit frequency counter for 1Hz to 99999Hz with a 1Hz sampling rate. Readout does not count visibly or flicker due to display blanking.

Component set **£24.05***

Printed circuit board **£3.03***

*This kit & PCB are at 8% VAT (all others are 12½%)

TAPE NOISE LIMITER

Very effective circuit for reducing the hiss found in most tape recordings. All kits include PCBs

Standard tolerance set of components **£2.96**

Superior tolerance set of components **£3.76**

Regulated power supply (will drive 2 sets) **£4.69**

ENVELOPE SHAPER WITHOUT VCA (P.E. Oct. 75)

Provides full manual control over attack, decay, sustain and release functions, and is for use with an existing voltage controlled amplifier.

Component set (incl. PCB) **£4.77**

ENVELOPE SHAPER WITH VCA (P.E. Apr. 76)

This unit has its own voltage controlled amplifier and has full manual control over attack, decay, sustain and release functions.

Component set (incl. PCB) **£6.68**

TRANSIENT GENERATOR (P.E. Apr. 77)

An envelope shaper, without VCA, having the usual attack, decay, sustain and release functions, and in addition it also provides a "Repeat Effect" enabling a synthesiser to be programmed to imitate such instruments as a mandolin or banjo.

Component set **£4.87**

Printed circuit board **£1.82**

WAVEFORM CONVERTER

Slightly modified from a circuit published in "Elektron". Converts a saw-tooth waveform into four different waveforms: sine-wave, mark-space saw-tooth, regular triangle form, and squarewave with an externally variable mark-space ratio.

Component set (incl. PCB but excl. sw/s) **£8.40**

VOLTAGE CONTROLLED FILTER (P.E. Dec. 74)

Part of the P.E. Minisonic now released as an independent kit for use with other synthesizers.

Component set (incl. PCB) (Order as Kit 65-1) **£7.17**

RING MODULATOR (P.E. Jan. 75)

Part of the P.E. Minisonic now released as an independent kit for use with other synthesizers.

Component set (incl. PCB) (Order as Kit 59-1) **£5.50**

NOISE GENERATOR (P.E. Jan. 75)

Part of the P.E. Minisonic now released as an independent kit for use with other synthesizers.

Component set (incl. PCB) (Order as Kit 60-1) **£3.64**

SOPHISTICATED POWER SUPPLIES

A wide range of highly stabilised low noise power supply kits is available—details in our lists.

MICROPHONE PRE-AMP (P.E. Apr. 77)

Component set (incl. PCB) **£3.82**

VOICE OPERATED FADER (P.E. Dec. 73)

For automatically reducing music volume during "talk-over"—particularly useful for Disco work or for home-movie shows.

Component set (incl. PCB) **£3.97**

DYNAMIC RANGE LIMITER (P.E. Apr. 77)

Automatically controls sound output to within a preset level.

Component set (incl. PCB) **£4.58**

POST AND HANDLING

U.K. orders—under £15 add 25p plus VAT, over £15 add 50p plus VAT. Keyboards £2.00 plus VAT.

Optional insurance for compensation against loss or damage in post, add extra 50p for cover up to £50, £1.00 for £100 cover, £2.00 for £200 cover.

Ire. C.I., B.F.P.O., and other countries are subject to Export postage rates.

DON'T FORGET VAT!

Add 12½% (or current rate if changed) to full total of goods, post and handling. (Does not apply to export orders).

EXPORT ORDERS are welcome, though we advise that a current copy of our list should be obtained before ordering as it also shows Export postage rates. All payments must be cash-with-order, in Sterling and preferably by International Money Order or through an English Bank. To obtain list send 50p.

PHONOSONICS · DEPT. PE7/1 · 22 HIGH STREET · SIDCUP · KENT DA14 6EH MAIL ORDER AND C.W.O. ONLY
SORRY BUT NO CALLERS PLEASE

AND OTHER PROJECTS

PHOTOGRAPHS in this advertisement show two of our units containing some of the P.E. projects built from our kits and PCBs. The cases were built by ourselves and are not for sale, though a small selection of other cases is available.

LIST—Send stamped addressed envelope with all U.K. requests for free list giving fuller details of PCBs, kits and other components.

OVERSEAS enquiries for list: Europe—send 20p; other countries—send 50p.



KIMBER-ALLEN KEYBOARDS AND CONTACTS

Kimber-Allen Keyboards as required for many published circuits. The manufacturers claim that these are the finest moulded plastic keyboards available. All octaves are C to C, the keys are plastic, spring-loaded, fitted with actuators, and mounted on a robust aluminium frame.

- 3 Octave (37 notes) £25.50
- 4 Octave (49 notes) £32.25
- 5 Octave (61 notes) £39.75

Contact Assemblies (gold-clad wire) for use with the above keyboards (1 required for each note):

- Type GJ: Single-pole change-over each 25½p
- Type GB: 2 pairs of contacts, each pair normally open each 28½p
- Type GC: 3 pairs of contacts, each pair normally open each 37½p
- Type GE: 4 pairs of contacts, each pair normally open each 46½p
- Type GH: 5 pairs of contacts, each pair normally open each 58½p
- Type 4PS: 3 pairs of contacts plus single-pole changeover each 57p

Printed Circuit Boards for use with GJ, GB and 4PS contacts (thus eliminating much interwiring) are available. Details in our lists.

RHYTHM GENERATOR

- 15-Rhythm Tempo, Timing and Logic control unit (excl. sw's but incl. PCB) £9.75
- 10-Instrument Effects circuits £14.23
- PCB for Effects circuits £4.25
- Power Supply incl. PCB £8.75

128-NOTE TUNE-PROGRAMMABLE SEQUENCER

- (P.E. Nov/Dec 77)
- Enables a voltage controlled synthesiser to automatically play pre-programmed tunes of up to 32 pitches and 128 notes long. Programs are keyboard initiated and note length and rhythmic pattern are externally variable. (Please use order codes quoted in brackets.)
- Main Circuit (Nov) excl. sw's (KIT 76-1) £18.03
 - Power Supply (KIT 76-3) £4.72
 - Trigger Inverter and Alt. Output (KIT 76-2) £1.15
 - LED Counter (KIT 76-4) £2.10
 - PCB (as published) for KITS 76-1 & 3 (PCB 76A) £2.61
 - PCB for KITS 76-2 & 4 (PCB 76B) £2.54

P.E. STRING ENSEMBLE (PE Mar/July 78)

- The new keyboard string-instrument synthesiser.
- Basic component sets:
- Power Supply (KIT 77-1) £8.77
 - Tone Generator (KIT 77-2) £14.66
 - Diode Gates (KIT 77-3) £18.81
 - Chorus Generator (KIT 77-4) £19.08
 - Voicing System (KIT 77-5) £7.38
- Printed Circuit Boards:
- Double-sided PCB for Power Supply, Tone Generator & Diode Gates with most of the Matrix wiring as printed tracking (PCB 77L/R) £18.40
 - PCB for Chorus Generator (PCB 77C) £2.85
 - PCB for Voicing System (PCB 77D) £2.62
- Fuller details of kits & PCBs are in our lists.

FORMANT SYNTHESIZER (Elektron 1977/78)

Very sophisticated music synthesiser for the advanced constructor who puts performance before price. Details in our lists.

DISCOSTROBE (P.E. Nov. 76)

- 4-channel light-show controller giving a choice of sequential, random, or full strobe mode of operation.
- Basic component set £18.19
 - Printed circuit board £3.45

BIOLOGICAL AMPLIFIER (P.E. Jan./Feb. 73)

- Multi-function circuits that, with the use of other external equipment, can serve as lie-detector, alphaphone, cardiophone etc.
- Pre-Amp Module Components set (Incl. PCB) £9.95
 - Basic Output Circuits—combined component set with PCBs, for alphaphone, cardiophone, frequency meter and visual feed-back lampdriver circuits. £6.59
 - Audio Amplifier Module Type PC7 £7.75

10% DISCOUNT VOUCHER (PE/71)

TERMS: Correctly costed, C.V.O., U.K. orders over £50 goods value. Valid until end of month on cover of P.E. This voucher must accompany order.

TRANSISTORS'

- AC128 32p
- AC176 28p
- BC107 13p
- BC108 13p
- BC109 15p
- BC109C 16p
- BC177 18p
- BC184 11p
- BC187 18p
- BC204 10p
- BC209C 13p
- BC213 11p
- BC214 11p
- BC262 18p
- BC415 15p
- BC478 15p
- BD131 60p
- BD132 44p
- BF244A 32p
- BF245A 38p
- BSY95A 22p
- MD8001 210p
- OC71 20p
- OC72 30p
- RPY56A 62p
- TIS43 50p
- ZTX108 71p
- ZTX301 13p
- ZTX384 12p
- ZTX501 13p
- 2N2219 28p
- 2N2646 70p
- 2N2905 28p
- 2N2905A 29p
- 2N2906 22p
- 2N2907 24p
- 2N3054 68p
- 2N3055 76p
- 2N3702 12p
- 2N3704 12p
- 2N3819 24p
- 2N3820 61p
- 2N3823E 39p
- 2N5459 45p

INTEGRATED CIRCUITS

- 301 8-pin DIL 48p
- 318 8-pin DIL 220p
- 320-15 195p
- 324 14-pin DIL 87p
- 341-15 87p
- 709 8-pin DIL 48p
- 723 T05 87p
- 723 14-pin DIL 51p
- 726 T05 1005p
- 741 8-pin DIL 24p
- 748 8-pin DIL 87p
- 4007 14-pin DIL 17½p
- 4011 14-pin DIL 17½p
- 4024 14-pin DIL 46½p
- 4069 14-pin DIL 18p
- 4136 14-pin DIL 126p
- AM2833 8-pin DIL 360p
- AY10212 16-pin DIL 617p
- AY16721/6 188p
- CA3045 14-pin DIL 71p
- CA3080 8-pin DIL 63p
- CA3084 14-pin DIL 209p
- FX209 16-pin DIL 729p
- LM323 562p
- M252 16-pin DIL 680p
- MC3340 8-pin DIL 150p
- MCM6810 24-pin DIL 670p
- SG3402N 14-pin DIL 262p
- STK025 595p
- TDA1022 16-pin DIL 582p
- XR2207 14-pin DIL 420p
- ZN425E 16-pin DIL 375p

PRICES ARE CORRECT AT TIME OF PRESS. E. & O. E. DELIVERY SUBJECT TO AVAILABILITY.


PHONOSONICS



TUAC

TRANSISTOR UNIVERSAL AMPLIFICATION CO. LTD.
PHONE 01-672 3137/672 9080
MANUFACTURERS OF QUALITY AMPLIFICATION AND LIGHTING CONTROL SYSTEMS

NEW FROM TUAC



7" x 9" x 1 3/4" ULTRA QUALITY HIGH POWER 5" x 5" x 2" New D.C. Coupled Design AMPLIFIERS

Featuring—Electronic Short Open and Thermal Overload Protection.
Brief Spec.—Input Sensitivity 0.775 v. R.M.S. (O.D.B.) at 25K Ohms.
Frequency Response 20 Hz – 20 KHz. T.H.D. at full power 0-1%.
Hum and Noise—100 dB Relative full output.

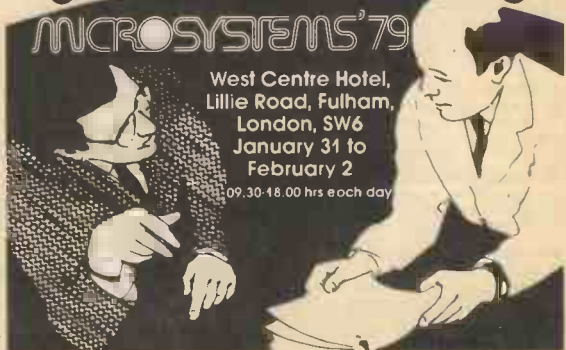
- T.D. 500** 300W into 2 Ohms. 220W into 4 Ohms. 140W into 8 Ohms. £45.00
 - Power supply P.S.300 £30.00
 - T.D.150** 150W into 4 Ohms. 100W into 8 Ohms. £26.25
 - Power supply P.S. 150 £18.50
 - T.D. 150** 60 Version 60W into 8 Ohms. 40W into 15 Ohms. £17.75
 - Power supply P.S.60 £15.50
- Note—P.S. 300 will drive 2 T.D. 150 amplifiers
All output ratings are R.M.S. continuous sine wave output.

TO ORDER BY POST

Make cheques/P.O.s payable to TUAC LTD (PE 19) or quote Access/Barclay Card No. (We accept holders phone orders 01 672 9080)

Post to—
TUAC LTD., (PE 19), 119 CHARLTON ROAD, LONDON SW17 9AB.
Send stamp for our free 28 page catalogue of LIGHTING & AMPLIFIER MODULES, etc

THE BRIDGE BETWEEN MANUFACTURERS & USERS OF MICROELECTRONICS



West Centre Hotel,
Lillie Road, Fulham,
London, SW6
January 31 to
February 2
09.30-18.00 hrs each day

Now in its second great year, Microsystems is a combined conference and exhibition aimed at alerting industrialists and businessmen to the meaning of the microelectronic revolution.

The Exhibition is free. The Conference costs £55 + VAT for each of the first two, professional days (£95 + VAT for a two-day ticket), and £7 + VAT for the final, personal computing, day.

'Microprocessors', 'Data Processing', 'Electronics Weekly', 'Systems International', 'Electron', 'Electrical Times', 'Electrical Review' and 'Wireless World' and is organised for them by Iiffe Promotions Ltd, Dorset House, Stamford Street, London, SE1 9LU.

Microsystems is sponsored by 'Computer Weekly'.

USE THIS COUPON TO BOOK FOR MICROSYSTEMS PE


To: Microsystems, Room 821, Dorset House, Stamford Street, London, SE1 9LU.

Please send me: Conference details and registration forms
 A free exhibition ticket (Tick as required)

Name
Address

I.C.E. MULTIMETERS

TWICE the information in HALF the size



The I.C.E. range of multimeters provide an unrivalled combination of maximum performance within minimum dimensions, at a truly low cost. Plus, a complete range of add-on accessories for more ranges, more functions.

Supertester 680R (illustrated)

- * 20kΩ/V, ±1% fsd on d.c.
- 4kΩ/V, ±2% fsd on a.c.
- * 80 Ranges - 10 Functions
- * 140 × 105 × 55mm

£32.00 + VAT

(For Mail Order add 80p P&P)

Supertester 680G

- * 20kΩ/V, ±2% fsd on d.c.
- 4kΩ/V, ±2% fsd on a.c.
- * 48 Ranges - 10 Functions
- * 109 × 113 × 37mm

£24.50 + VAT

(For Mail Order add 80p P&P)

Microtest 80

- * 20kΩ/V, ± 2% fsd on d.c.
- 4kΩ/V, ±2% fsd on a.c.
- * 40 Ranges - 8 Functions
- * Complete with case - only 93 × 95 × 23mm

£16.60 + VAT

(For Mail Order add 80p P&P)

All I.C.E. multimeters are supplied complete with unbreakable plastic carrying case, test leads, etc. and a 50-plus page, fully detailed and illustrated Operating and Maintenance Manual.

Now available from selected stockists. Write or phone for list, or for details of direct mail-order service.



Electronic Brokers Ltd.
49-53 Pancras Road, London NW1 2QB
Tel: 01-837 7781

CHROMASONIC electronics

your soundest connection in the world of components

Dept PE1, 56 FORTIS GREEN ROAD, MUSWELL HILL, LONDON, N10 3HN

TELEPHONE: 01-883 3705

Low Power Schottky and TTL CMOS

N	LS	N	LS	N	LS	N	LS
7400.13*	19*	7474	28*	74185	—	74365	—
7401.13*	19*	7475	48*	74186	1.02*	74386	—
7402.15*	19*	7476	30*	74188	—	74387	—
7403.15*	19*	7478	—	74189	—	74388	—
7404.16*	21*	7482	73*	74170	1.85*	74386	—
7405.16*	21*	7483	—	74173	1.41*	74670	—
7406.26*	—	7485	1.18*	74174	1.01*	—	—
7407.26*	—	7486	2.5*	74175	81*	—	—
7408.17*	19*	7489	2.80*	74176	1.01*	—	—
7409.17*	19*	7490	34*	74177	1.01*	—	—
7410.16*	19*	7491	73*	74180	1.01*	—	—
7411.25*	19*	7492	45*	74181	2.21*	—	—
7412.31*	19*	7493	34*	74182	81*	—	—
7413.27*	40*	7495	54*	74184	1.81*	—	—
7414.71*	79*	7496	57*	74185	1.52*	—	—
7415	—	74107	27*	74188	2.97*	—	—
7416.25*	—	74109	44*	74189	3.17*	—	—
7417.38*	—	74112	—	74190	1.21*	—	—
7420.16*	19*	74113	35*	74191	1.21*	—	—
7421	—	74114	—	74192	1.21*	—	—
7422	—	74121	27*	74193	1.21*	—	—
7423.25*	—	74122	50*	74194	1.21*	—	—
7425.25*	—	74123	60*	74195	1.01*	—	—
7426.25*	19*	74124	—	74196	1.18*	—	—
7427.39*	19*	74125	51*	74197	1.18*	—	—
7428.38*	19*	74126	51*	74198	1.81*	—	—
7430.16*	19*	74132	72*	74199	1.81*	—	—
7432.25*	25*	74133	—	74221	—	—	—
7433	—	74136	—	74240	—	—	—
7437.25*	25*	74138	—	74241	—	—	—
7438.25*	25*	74139	59*	74242	—	—	—
7440.17*	19*	74141	76*	74243	—	—	—
7441.70*	—	74145	75*	74247	—	—	—
7442.50*	55*	74147	1.59*	74248	—	—	—
7445.60*	—	74148	1.32*	74249	—	—	—
7446.60*	—	74150	1.02*	74251	—	—	—
7447.60*	87*	74151	59*	74253	—	—	—
7448.60*	87*	74153	67*	74257	—	—	—
7449	—	74154	1.21*	74258	—	—	—
7450.16*	—	74155	87*	74259	—	—	—
7451.16*	19*	74156	87*	74266	—	—	—
7453.16*	—	74157	67*	74273	—	—	—
7454	—	74158	58*	74279	—	—	—
7455	—	74160	1.21*	74283	—	—	—
7460.16*	—	74161	1.21*	74290	—	—	—
7470.27*	—	74162	1.21*	74293	—	—	—
7472.23*	—	74183	1.21*	74295	—	—	—
7473.28*	29*	74164	1.02*	74298	—	—	—

I.C.s

CA3080	75	4000	15*	4072	21*
CA3130E	90	4001	16*	4077	21*
CA3140E	37	4002	16*	4561	21*
LM301AN	30	4006	92*	4082	21*
LM324N	73*	4007	18*	4085	92*
LM348N	99	4008	92*	4086	92*
LM380N	97	4009	54*	4093	81*
LM381N	173	4015	92*	4094	81*
LM392N	133	4019	43*	4099	1.81*
LM3900N	85	4021	81*	4502	92*
LM3909N	70*	4011	18*	4508	2.46*
SN76001N	1.02	4012	18*	4508	2.46*
SN76003N	2.32	4013	48*	4510	1.07*
SN76013N	1.55	4014	92*	4511	95*
SN76023N	1.55	4015	92*	4514	2.70*
TBA810AS	90	4016	43*	4515	2.70*
TCA840	175	4017	81*	4518	1.07*
ZN414	90	4018	92*	4517	4.10*
ZN424E	1.35	4019	56*	4518	95*
ZN425E	3.79*	4020	92*	4521	2.54*
ZN450CT	3.54	4021	92*	4522	1.89*
ZN1034E	2.03*	4022	92*	4526	1.89*
ZN1040E	8.43*	4023	18*	4528	92*
ZN116E	6.75*	4024	65*	4534	7.12*
		4025	18*	4536	3.74*
		4026	1.84*	4543	1.62*
		4027	51*	4553	4.53*
		4028	70*	4568	1.81*
		4029	1.18*	4583	1.02*
		4030	56*	4585	1.07*
		4032	1.08*		
		4034	1.88*	I.C. sockets	
		4035	1.06*	DIL (Toshiba)	
		4040	92*	8 pin	10*
		4042	70*	14 pin	12*
		4043	81*	16 pin	13*
		4046	1.06*	18 pin	18*
		4049	43*	20 pin	20*
		4050	43*	22 pin	24*
		4051	81*	24 pin	25*
		4052	81*	28 pin	30*
		4053	81*	40 pin	44*
		4054	1.29*		
		4056	1.46*	Wire Wrap	
		4059	5.18*	8 pin	23*
		4060	1.26*	14 pin	34*
		4066	48*	18 pin	37*
		4068	21*	18 pin	43*
		4069	21*	20 pin	55*
		4070	21*	24 pin	80*
		4071	21*	28 pin	85*
		4071	21*	28 pin	85*
				40 pin	105*

The items shown in this advert are just a small selection taken from our new 78/79 Catalogue which is now available. It contains everything from Resistors to the latest in Microprocessors. Don't delay order your copy today. This price is only 40p (inc. 45p vouchers).

Do-it-Yourself Kits Or Factory Assembled


- WERSI Organs
- WERSI Pianos
- WERSI String Ensembles
- WERSI MATIC Rhythm
- WERSI MATIC Accompaniment
- WERSI VOICE Rotor Sound-String Choir
- WERSI Professional Series
- WERSI Audio Mixer 2004
- WERSI TONE Rotating Baffles
- WERSI Speaker Cabinets

Send for our 104 page full-colour catalogue and 16-page price list, for £2.00, which is refunded against your first order value £25.00.

AURA SOUNDS (P2),
Cophthorne Bank, W. Sussex.

All you want for Christmas

Fast and Easy



Lektrokit Breadboards

FROM £3.25, inc p & p and VAT

Hole for hole, top value! Lektrokit breadboards are modular, so they can be linked together to form any size. With a pitch of 0.1", even the smallest breadboard—217L—can accept 8, 14, 16 or 18 pin Dip sockets. You just take a component, choose a hole, and push it in.

Model No.	Contacts	Price, each
217L	170	£3.25 <input type="checkbox"/>
234L	340	£5.75 <input type="checkbox"/>
248L	480	£6.65 <input type="checkbox"/>
264R	512	£6.65 <input type="checkbox"/>
264L	640	£8.32 <input type="checkbox"/>

(All prices include packing, postage and VAT).

Lektrokit Super Strip SS2

ONLY £11.05 inc p & p and VAT

Super Strip accepts all DIP's—as many as nine 14-pin at a time—and/or TO-5's and discrete components. With interconnections of any solid wire up to 20 AWG.

Super Strip has 840 contact points, combining a power/signal distribution system with a matrix of 640 contacts in groups of 5. Distribution system has eight bus-bars, each with 25 contact points.

Lektrokit's policy, as you know, is the right product, whatever the project, at the right price. And it's backed by a nationwide network of retailers.

But it could be that, whoever you get to complete your Christmas, doesn't know where the Lektrokit retailers are. So we've included an order coupon to help them—and you out!



Leave this page open where it will do the most good!

You know, almost as well as we know, where to go to get the components a home projects constructor needs to pursue his hobby.

Either your nearest Lektrokit dealer. Or direct from Lektrokit by mail order.

Because Lektrokit offer the most comprehensive range of breadboarding and testing devices on earth.

Trouble is, the nice people who might give you Lektrokit for Christmas probably haven't the faintest idea what we—or even you—are on about.

So just tick the items you'd particularly like for Christmas. And then leave this page open in a strategic place!



Lektrokit IC Test Clips

ONLY £3.08 inc p & p and VAT

Ten models to fit all DIP sizes.

Test clip grips IC's without slipping or shorting between pins—makes testing IC's on boards easier, aids removing and inserting DIP's without damage. Each IC pin can be brought up to a convenient contact post for hooking test leads or probe connections.

Model	Price
TC-8	£4.38 <input type="checkbox"/>
TC-14	£3.08 <input type="checkbox"/>
TC-16	£3.25 <input type="checkbox"/>
TC-24	£9.28 <input type="checkbox"/>
TC-40	£13.95 <input type="checkbox"/>

LEKTROKIT COMPLETES THE CIRCUIT—FOR CHRISTMAS!

All I want for Christmas is what I've marked above.

To Lektrokit Limited, London Road, Reading, Berks, RG6 1AZ.
Telephone Reading (0734) 669116/7.

Please supply the above (tick items required)—IMMEDIATELY.

CUT OUT THE COMPLETE ADVERTISEMENT AND SEND TO LEKTROKIT

(All prices include packing, postage and VAT. All deliveries include name of nearest Lektrokit dealer—plus a FREE catalogue!)

I enclose P.O./cheque for £

Name

Address

LEKTROKIT

COMPLETES THE CIRCUIT

PE3

High quality audio modules for Stereo and mono

S450

STEREO FM TUNER
Fitted with phase lock-loop

£23.24
+ 40p p&p
+ 12½% VAT



The S450 Tuner provides instant programme selection at the touch of a button ensuring accurate tuning of 4 pre-selected stations, any of which may be altered as often as you choose, simply by changing the settings of the pre-set controls. Features include FET input stage, Vari-Cap diode tuning, Switched AFC LED Stereo Indicator.

FREQUENCY RANGE	88-108 Mhz
SENSITIVITY	3.0 µV
BANDWIDTH	250 kHz
SPURIOUS REJECTION	50 dB
SELECTIVITY ± 400 kHz	55 dB
AUDIO OUTPUT (22.5 kHz deviation)	100 mV
SPEAKER SEPARATION	30 dB
SUPPLY REQUIREMENTS	20 to 30V (90mA max)
AERIAL IMPEDANCE	75 ohms
DIMENSIONS	240mm x 110mm x 32mm

Stereo 30

COMPLETE AUDIO CHASSIS

£19.18
+ 40 p&p
+ 12½% VAT



7 + 7w R.M.S.

The Stereo 30 comprises a complete stereo pre-amplifier, power amplifiers and power supply. This, with only the addition of a transformer or overwind will produce a high quality audio unit suitable for use with a wide range of inputs i.e. high quality ceramic pick-up, stereo tuner, stereo tape deck etc. Simple to install, capable of producing really first class results, this unit is supplied with full instructions, black front panel, knobs, main switch, fuse and fuse holder and universal mounting brackets.

OUTPUT POWER	7 Watts RMS
LOAD IMPEDANCE	8 ohms
TOTAL HARMONIC DISTORTION	Less than 5% (Typically 3%)
FREQUENCY RESPONSE	50 Hz to 20 kHz ± 3dB
TONE CONTROL RANGE	± 12 dBs at 100Hz and 10kHz
SENSITIVITY	190 mV for full output
INPUT IMPEDANCE	1 M ohms
TRANSFORMER REQUIREMENTS	22 V. A.C. rated at 1A
DIMENSIONS (Less controls and panel)	200mm x 130mm x 33mm

AL60

AUDIO AMPLIFIER MODULE
25 Watts RMS

£4.69 + 35p p&p
+ 12½% VAT



25w R.M.S.

This high quality audio amplifier module is for use in audio equipment and stereo amplifiers and provides output powers up to 25 RMS with distortion levels below 0.1%.

OUTPUT POWER	25 Watts RMS
SUPPLY	30-50 V
LOAD IMPEDANCE	8-16 ohms
TOTAL HARMONIC DISTORTION	Less than 1% (Typically 0.06%)
FREQUENCY RESPONSE	20 Hz to 30 kHz x 2 dBs
SENSITIVITY	280 mV for full output
MAX. HEAT SINK TEMPERATURE	90°C
DIMENSIONS	103mm x 64mm x 15mm

AL80

AUDIO AMPLIFIER MODULE

£7.34*
+ 35p p&p
+ 8% VAT



35w R.M.S.

The AL80 is similar in design to the AL60 above and is of the same high quality but provides output powers up to 35W with distortion levels below 0.1%.

OUTPUT POWER	35 Watts RMS
SUPPLY	40-60 V
LOAD IMPEDANCE	8-16 ohms
TOTAL HARMONIC DISTORTION	Less than 1% (Typically 0.06%)
FREQUENCY RESPONSE	20 Hz to 30 kHz x 2 dBs
SENSITIVITY	280 mV for full output
MAX. HEAT SINK TEMPERATURE	90°C
DIMENSIONS	103mm x 64mm x 15mm

AL250

POWER AMPLIFIER

£17.82* + 40p p&p + 8% VAT



125w R.M.S.

AL30A

AUDIO AMPLIFIER MODULES

£3.79 + 35p p&p
+ 12½% VAT



10w R.M.S.

These low cost 5 and 10 watt modules offer the utmost in reliability and performance, whilst being compact in size.

OUTPUT POWER	125 Watts RMS continuous
OPERATING VOLTAGE	50-80 V
LOADS	4-16 ohms
FREQUENCY RESPONSE	25 Hz 20 kHz measured at 100 Watts
SENSITIVITY FOR 100 WATTS O/P AT 1 kHz	450 mV
INPUT IMPEDANCE	33 K ohms
TOTAL HARMONIC DISTORTION	
50 WATTS into 4 ohms	0.1%
50 WATTS into 8 ohms	0.06%

SPM80

STABILISED POWER SUPPLY

£4.40 + 35p p&p
+ 12½% VAT



Designed to power two AL60s at 15 Watts per channel simultaneously. Circuit Techniques include full short circuit protection.

INPUT A.C. VOLTAGE	33-40V
OUTPUT D.C. VOLTAGE	33 V nominal
OUTPUT CURRENT	10 mA-1.5 amps
OVERLOAD CURRENT	1.7 amps approx.
DIMENSIONS	105mm x 63mm x 30mm

PA100

STEREO PRE-AMPLIFIER

£16.05
+ 40p p&p
+ 12½% VAT



A top quality stereo pre-amplifier and tone control unit, the PA100 provides a comprehensive solution to the front end requirements of stereo amplifiers or audio units. The six push button selector switch gives a choice of inputs together with two filters for high and low frequencies.

FREQUENCY RESPONSE	20 Hz to 20 kHz x 1 dB
TOTAL HARMONIC DISTORTION	Less than 1% (Typically 0.07%)
SENSITIVITY	
1. TAPE	100 mV/100 K ohms
2. RADIO TUNER	100 mV/100 K ohms
3. MAGNETIC P.U.	3.5 mV/50 K ohms
For an output	250 mV
EQUALISATION	Within ± 1 dB from 20 Hz to 20 kHz
BASS CONTROL RANGE	± 15 dBs at 75 Hz
TREBLE CONTROL RANGE	+ 10-20 dBs at 15 kHz
SIGNAL/NOISE RATIO	Better than 65 dBs (All inputs)
INPUT OVERLOAD	Better than 26 dBs (All inputs)
SUPPLY	20 to 40 V
DIMENSIONS	300 x 90 x 33mm (less controls)

MPA30

MAGNETIC CARTRIDGE PRE-AMPLIFIER

Enjoy the quality of a magnetic cartridge with your existing ceramic equipment using the MPA 30 which is a high quality pre-amplifier enabling magnetic cartridges to be used where facilities exist for the use of ceramic cartridges only.

£2.98
+ 35p p&p
+ 12½% VAT



SENSITIVITY	3.5 mV for 100 mV output
EQUALISATION	Within ± 1 dB from 20 Hz to 20 kHz
INPUT IMPEDANCE	50 K ohms
SUPPLY	18 to 30 V-re earth
DIMENSIONS	110 x 50 x 25mm (inc DIN socket)

PA12

STEREO PRE-AMPLIFIER

The PA12 Stereo Pre-Amplifier chassis is designed and recommended for use with the AL 20/30 Audio Amplifier Modules, the PS12 power supply and the T538 Transformer. Features include on/off volume, Balance, Bass and Treble controls. Complete with tape output.

£7.78
+ 30p p&p
+ 12½% VAT




FREQUENCY RESPONSE	20 Hz-20 kHz (-3dB)
BASS CONTROL	± 12 dB at 60 Hz
TREBLE CONTROL	± 14 dB at 10 kHz
INPUT IMPEDANCE	1 Meg. ohm
INPUT SENSITIVITY	300 mV
CROSSTALK	-60 dB
SIGNAL/NOISE RATIO	-65 dB
OVERLOAD FACTOR	± 20 dB
TAPE OUTPUT IMPEDANCE	25 K ohms
DIMENSIONS	152mm x 84mm x 25mm

PS12 POWER SUPPLY MODULE

Power supply for AL20A-30A, PA12, S450 etc. Transformer T538.

Input A.C. Voltage 15-20V. Output D.C. Voltage 22-30V approx. (Dependent upon input.) Output Current 800mA maximum. Dimensions 60 x 43 x 28mm.



£1.50
+ 12½% VAT + 35p p&p.

BP124 SIREN ALARM MODULE

American Police screamer powered from any 12 volt supply into 4 or 8 ohm speaker. Ideal for car burglar alarm, freezer break-down, and other security purposes.



ONLY £3.50
+ 8% VAT + 35p p&p.

MA60 HI-FI AMPLIFIER KIT

Build your own top quality amplifier, save yourself pounds. The MA60 kit comprises the following Bi-Kit's modules, 2 x AL60 amps, 1 x PA100 pre-amp, 1 x SPM80 stab. power supply, 1 x BMT50 transf. giving 17 watts RMS per channel STEREO. All modules covered by the Bi-PAK satisfaction or money back guarantee. Details of the above modules are in this ad. Price £32.00 + 12½% VAT + 62p p&p.

TC60 KIT

A beautifully designed genuine TEAK Wood veneered cabinet to put the professional touches to your home built amplifier. Full set of parts incl. Front & Back Panels, Knobs, Chassis, Fuses, Sockets, Noen, etc. Ideal for the MA60. Size: 425mm x 290mm x 95mm. Price £19.95 + 12½% VAT + 16p p&p

TRANSFORMERS

T538 For use with S.450 AL30A MPA30
Order No. 2036 Price: £3.20 + 55p p&p + 12½% VAT
T2050 For use with Stereo 30
Order No. 2050 Price: £3.25 + 55p p&p + 12½% VAT
BMT50 For use with AL60 SPM80
Order No. 2034 Price: £5.40 + 86p p&p + 12½% VAT
BMT250 For use with AL250
Order No. 2035 Price: £6.35 + £1.10 p&p + 12½% VAT

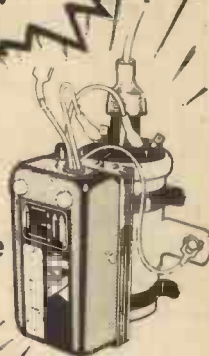
BI-PAK

DEPT. PE1, P.O. Box 6, Ware, Herts.

The latest kit innovation!

from Sparkrite

*Sparkrite -
was featured by Shaw Taylor
in "DRIVE IN"*



the quickest fitting
CLIP ON
capacitive discharge
electronic ignition
in KIT FORM

- Smoother running
- Instant all-weather starting
- Continual peak performance
- Longer coil/battery/plug life
- Improved acceleration/top speeds
- Optimum fuel consumption

Sparkrite X4 is a high performance, high quality capacitive discharge, electronic ignition system in kit form. Tried, tested, proven, reliable and complete. It can be assembled in two or three hours and fitted in 1/3 mins. Because of the superb design of the Sparkrite circuit it completely eliminates problems of the contact breaker. There is no misfire due to contact breaker bounce which is eliminated electronically by a pulse suppression circuit which prevents the unit firing if the points bounce open at high R.P.M. Contact breaker burn is eliminated by reducing the current to about 1/50th of the norm. It will perform equally well with new, old, or even badly pitted points and is not dependent upon the dwell time of the contact breakers for recharging the system. Sparkrite incorporates a short circuit protected inverter which eliminates the problems of SCR lock on and, therefore, eliminates the possibility of blowing the transistors or the SCR. (Most capacitive discharge ignitions are not completely foolproof in this respect). The circuit incorporates a voltage regulated output for greatly improved cold starting. The circuit includes built in static timing light, systems function light, and security changeover switch. All kits fit vehicles with coil/distributor ignition up to 8 cylinders.

THE KIT COMPRISES EVERYTHING NEEDED

Die pressed epoxy coated case. Ready drilled, aluminium extruded base and heat sink, coil mounting clips, and accessories. Top quality 5 year guaranteed transformer and components, cables, connectors, P.C.B., nuts, bolts and silicon grease. Full instructions to assemble kit neg. or pos. earth and fully illustrated installation instructions.

NOTE — Vehicles with current impulse tachometers (Smiths code on dial RV1) will require a tachometer pulse slave unit. Price £3.85 inc. VAT, post & packing UK only.

Electronics Design Associates, Dept. PE 10, 82 Bath Street, Walsall, WS1 3DE. Phone: Walsall 614791

Electronics Design Associates, Dept. PE1
82 Bath Street, Walsall, WS1 3DE. Phone: (9) 614791

Name

Address

Phone your order with Access or Barclaycard

Inc. V.A.T. and P.P.

QUANTITY REQD.

Send SAE if brochure only required.

I enclose cheque/PD's for

£

Cheque No.

X4 KIT £16.65

TACHOPULSE SLAVE UNIT £3.85

Please state polarity pos or neg earth.

Access or Barclaycard No.

MOTOROLA — 1 WATT AUDIO AMPLIFIER I.C.

9-16V, 8-16Ω, 10-400 MV. Sensitivity, S.C. Proof.

No Heat sink required.

Supplied with Data and Circuits, 90p each.

Don't Let Your Environment Dehydrate You!
Buy our Honeywell Humidity Controller.

Membrane actuated, very sensitive, 1/8" shaft, 250V, 3.75A
Contacts Ideal for greenhouses, centrally heated homes,
offices etc. Build your own humidifiers or alarms. Fraction of
original cost. £1.50 ea. 3 for £4.

CASSETTE MOTORS

Self Regulating, will operate 6-12V. Ideal for modelers,
mechanical switching etc. 2000 R.P.M. approx. 90p ea.

ULTRASONIC TRANSDUCERS

Transmitter and receiver, 40 kHz 14 mm diam. £4.25 pair.

6 x 6 POLE REED RELAYS ON BOARD

12V ideal for burglar alarms, model railways etc. £2.45

100 MINIATURE REED SWITCHES

We are the cheapest! £3.30

EARPIECES

Magnetic with plug and lead 25p ea. 5 for £1
Crystal with lead 40p ea. 3 for £1

MAKE CHEAP BATTERY ELIMINATORS

Fully shrouded mini mains transformers 240V in 6-D-6V at
100 MA out. Complete with mains lead and plug, ex new
equip. 90p

DE LUXE FIBRE GLASS PRINTED CIRCUIT ETCHING KITS

Includes 150 sq. ins. copper clad P/G. board 1 lb ferric
chloride, 1 dazo etch resist pen. Abrasive cleaner. Etch tray
plus instructions. Special Price £4.95
1 lb FE. C1. To mil. spec. £1.25
5 lb FE. C1. To mil. spec. £5.00
150 sq. in. Single sided board £2.00
150 sq. in. Double sided board £3.00

SMOKE AND GAS DETECTOR

Uses TGS 105 plug in sensor, housed in neat 3 1/2" dia cast
box, led indicator, 24V, 112V by altering 3 component
values). Will operate lamp or relay, with data and
circuit £6.95

Relays for above £1 ea. state voltage

TRANSISTOR PACKS

100. Full spec, new and marked. Includes BC148, BC184L,
MED412, BF274, BC154 etc. etc. £4.95
200 as above and includes AC128, 2N3055, BFY50,
BD131, BF200 etc. £9.95

Buy bulk and save money, these packs are worth at least
double

P/B SWITCH BANKS

These cost a fortune! Were made for various music centres.
Includes independent and interdependent latching types multi
pole c/o etc. Can be modified. Can't be repeated. 3 Banks for
£1

BULK BARGAINS, STOCK UP FOR WINTER

300 mixed 1/2 & 3/4 watt resistors £1.50
150 mixed 1 & 2 watt resistors £1.50
300 mixed capacitors, modern, most types £3.30
100 mixed ceramic and plate caps £1.20
25 pots and presets £1.50
25 presets, skeleton etc. £1.20
20 VDRs and thermistors £1.20
100 Hi-wattage resistors wirewound etc. £2.20
100 electrolytics, nice values £2.20
300 printed circuit resistors £1
300 printed circuit components £1.50

100K MINIATURE THUMBWHEEL SLIDER POTS
Very neat, can be banked side by side. Ideal for v. cap
tuning, graphic equalisers etc. 10 for £1

100K STEREO SLIDER POTS
Good quality. 25p ea. 5 for £1

MINIATURE LEVEL/BATT. METERS 200µA
F.S.D. as fitted to many cassette recorders. 90p

40p P & P on all above items. Cheque or P.D. with order to:

SENTINEL SUPPLY, DEPT. P.E.
149A BROOKMILL RD., DEPTFORD, LONDON, SE8

the MIGHTY MIDGETS

S · R · B
MINIATURE
**SOLDERING
IRONS AND
ACCESSORIES**

	RETAIL PRICE each inc. v. a. t.	POSTAGE extra.
18 WATT IRON inc. No. 20 BIT	£3.78	22p
SPARE BITS	44p	—
STANDS	£3.25	65p
SOLDER: SAYBIT 20'	52p	9p
" 10'	26p	4p
LOWMELT 10'	65p	9p
I.C. DESOLDERING BIT	88p	9p

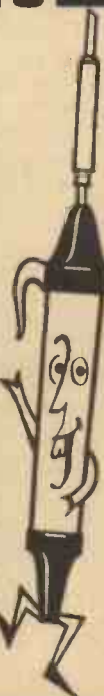
BIT SIZES: No. 19 (1.5 mm) No. 20 (3 mm),
No. 21 (4.5 mm) No. 22 (6 mm)



Please quote your
number when ordering

From your local Dealer or Direct from Manufacturers
Ref. PE

S & R BREWSTER LTD
86-88 Union St · Plymouth PL1 3HG
Tel: 0752-65011 TRADE ENQUIRIES WELCOME



LOOK!

Here's how you master electronics.

.... the practical way.

This new style course will enable anyone to have a real understanding by a modern, practical and visual method. No previous knowledge is required, no maths, and an absolute minimum of theory.

You learn the practical way in easy steps mastering all the essentials of your hobby or to further your career in electronics or as a self-employed electronics engineer.

All the training can be carried out in the comfort of your own home and at your own pace. A tutor is available to whom you can write, at any time, for advice or help during your work. A Certificate is given at the end of every course.

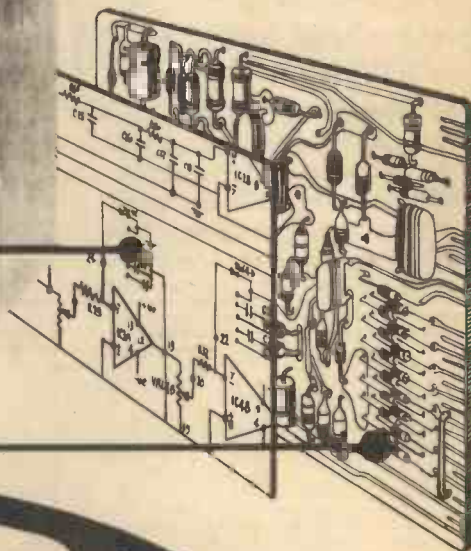
1. Build an oscilloscope.

As the first stage of your training, you actually build your own Cathode ray oscilloscope! This is no toy, but a test instrument that you will need not only for the course's practical experiments, but also later if you decide to develop your knowledge and enter the profession. It remains your property and represents a very large saving over buying a similar piece of essential equipment.



2. Read, draw and understand circuit diagrams.

In a short time you will be able to read and draw circuit diagrams, understand the very fundamentals of television, radio, computers and countless other electronic devices and their servicing procedures.



3. Carry out over 40 experiments on basic circuits.

We show you how to conduct experiments on a wide variety of different circuits and turn the information gained into a working knowledge of testing, servicing and maintaining all types of electronic equipment, radio, t.v. etc.

4. Free Gift.

All students enrolling in our courses receive a free circuit board originating from a computer and containing many different components that can be used in experiments and provide an excellent example of current electronic practice.

FREE

Post now, without obligation, to:-

BRITISH NATIONAL RADIO & ELECTRONICS SCHOOL


P.O. Box 156, Jersey, Channel Islands.

NAME _____

ADDRESS _____

PEB 1/79

Block caps please



32 page
Colour Brochure

SAXON ENTERTAINMENTS

THE PIONEERS OF MODULAR DISCO/P.A. EQUIPMENT
NOW OFFER PACKAGE DEALS AT INCOMPARABLE PRICES

CENTAUR STEREO DISCOS

C/W LIGHT SHOW & DISPLAY,
TWIN SPEAKERS & LEADS

Standard 100W

£249 + carr. £15 + VAT
or Deposit £57.12
12 Months @ £21.94 or 24 Months @ £12.54

Super 200W

£299 + carr. £15 + VAT
or Deposit £68.12
12 Months @ £26.19 or 24 Months @ £14.90

GXL 200W (with twin 200 watt cabinets)

£389 + carr. £15 + VAT
or Deposit £87.32
12 Months @ £33.64 or 24 Months @ £19.19

BSR Decks - 17,000 Line Loudspeakers - Rugged Aluminium Trimmed Cabinets - Cue Light And Phones
Output - Slave Output - Deck Lights/Motor Starts (GXL)
ALSO CENTAUR 'CUSTOM' 400-600W £699 - ASK FOR DETAILS

COMPLETE STEREO
ROADSHOWS - BUILT IN
SOUND TO LIGHT/SEQUENCER
& DISPLAY
TWO YEAR GUARANTEE




illustration shows GXL Centaur System

These systems feature full mixing for two decks tape & mic with monitoring facilities - override and are supplied complete with sound to light + sequencer, display, speaker leads etc.

JUST PLUG IN AND GO!

MINI DISCO 100 WATT MONO SYSTEM

£179.50 + carr. £15 + VAT
Deposit £42.06
12 Months @ £16.22 or 24 Months @ £9.24

Similar in appearance to the Centaur and complete with loudspeakers and leads.

Headphones to suit any system
EM507 Electret Mic £15.00
D1501 Electret Mic £18.50
Boom Stand £15.50
Carriage on all disco and PA systems £10.00
(Included in H.P. Prices)

20% Deposit Terms
12 to 24 Months
- Low Interest

AMPLIFIER MODULES

- 30Hz-20kHz
- Short/open circuit proof
- Top grade components
- Suit most mixers



NEW 240 WATT 4 OHM INDUSTRIAL MODULES EIGHT OUTPUT DEVICES
£35 SUPPLY £24.75

SA308 8 ohms 30W 45V	£10.75*	Supply for 2 modules	£11.90*
SA604 4 ohms 50V	£14.50	Supply for one or 2 modules	£14.95
SA608 8 ohms 60W 65V	£15.50	Supply for 1 module	£14.95
SA1204 4 ohms 120W 75V	£17.50	Supply for 2 modules	£24.75
SA1208 8 ohms 120W 95V	£21.00		

SAXON KLAXON



FOUR WAY SIREN



UK Police - Destroyer - US Police - Hawaii Five-O
All the effects you need in one package £17.50
Carr free
Individual sirens with any of the above effects £7.50

SAXON 'SMASH' ALIEN VOICE SIMULATOR

Add a new dimension to your disco with this press button effect unit - just insert between mic and amplifier
£7.50 Carr free



SAXON 'SCINTILLITE'

Rope light controller with auto reverse
£24.75 Carr free



SAXON Rope Lights multicolour 25 feet long

Easy to change lamps £35.50 Carr £1 Spare bulbs 10p ea.

FUZZ LIGHTS Red, Blue Yellow, Green £22.80

DISCO MIXERS - COMPLETE OR MODULAR

Available complete and ready to plug in or as o... easy to connect module with all controls except monitor switch already fitted - full instructions supplied.

MONO OR STEREO WITH AUTOFADE
MODULES
Mono module £27.50
Stereo module £37.50
Panel £3.95
Kit of knobs/sockets etc £5.50

FEATURES INCLUDE:
Twin Deck - Mic & Tape Inputs - Wide range bass & treble controls - Full headphone monitoring - Crossfade - Professional standard performance.
COMPLETE MIXERS (with case)
Mono mains £45.75
Stereo mains £63.75

CABINET FITTINGS

ICI Vynide 50" wide £3.50m Kick-res grille 50" wide £3.50m
Nelson kick proof 24" wide £3.50m
Corners/feet/recess plates 15p ea. Recess handle 45p
Bar handles £2.50 Jack plugs/sockets 25p

LOUDSPEAKER CABINETS - COMPLETE WITH LEADS

Fitted with 100W 17,000 Gauss drivers
 Rugged cabinets with aluminium trim - black vynide etc
 Lifetime guarantee on main drive unit

Standard 100W 1 x 12 (48 x 41 x 24)	£39.00	Carr £3 Deposit £9.36
Large 100W 1 x 12 (65 x 48 x 24)	£49.50	Carr £3 Deposit £12.70
P.A. 1 x 12 (+2 Piezos) (80 x 38 x 24)	£66.50	Carr £3 Deposit £15.82
P.A. 2 x 12 200W (100 x 38 x 24)	£99.00	Carr £3 Deposit £20.92
Disco 2 x 12 200W (80 x 63 x 24)	£85.00	Carr £3 Deposit £19.80
PDF reflex bin (80 x 40 x 41)	£95.00	Carr £3 Deposit £20.60


PDF100 Reflex Bin - Twin Horns - Integrated Slave Amplifier - Accepts mono or stereo signals

- Use with all types of mixer
 - Pan and volume controls
 - Send for details
- £130 Carr £3
Deposit £28.40

PLUTO PROJECTORS & WHEELS

P140 150 Watt tungsten remarkable value
£38.50 Carr £1.00
Deposit £8.66

P5000 250 Watt Q.I. + fan Intachange fitting
£89.50 Carr £1.00
Deposit £20.28




Picture wheels from £4.95 - a wide range of wheels & effects available - send for leaflet

MOTOROLA PIEZO HORNS
£4.50. YES!!

SOUND-TO-LIGHT UNITS

3 CHANNEL - 3kW

- Operates from 1W upwards
- Bass/middle/treble/master controls



£29.50 + £1 carr complete
Module only £19.75 Panel £2.95

4 CHANNEL - 4 kW SOUNDLITE SEQUENCER (illus)

Dimmer on each channel
 Automatic sound light level
 Logic circuitry throughout
£39.50 Carr £1
Module only £26.75 Panel £2.95

100W SPOTS

Red - Blue - Amber - Green £1.50 ea. Carr 50p max
Free on 10+

HEAVY DUTY SPOT BANKS - MATCHES LOUDSPEAKERS

3 way 600W £35.50 4 way 800W £39.50 Carr £2



MANCHESTER PACKAGE DEAL

P.A. SYSTEMS

2 YEAR GUARANTEE



100 WATT £159.90 + Carr **DEPOSIT**
 £15 **£37.89**

- 12 mth @ £14.58 or 24 mth @ £8.30
- ★ AP100 4 INPUT AMPLIFIER (see below)
- ★ TWIN PIEZO HORN 100W COLUMNS & LEADS

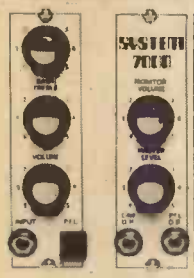
200 WATT £249.00 + Carr **DEPOSIT**
 £15 **£57.12**

- 12 mth @ £21.94 or 24 mth @ £12.54
- ★ USES **NEW** AP200 SIX INPUT AMPLIFIER (below)
- ★ PAIR OF TWIN 200W PIEZO HORN COLUMNS

AP100 AMPLIFIER £45
 ★ 4 mixing inputs + £1.50 Carr
 ★ Bass, treble, master controls
 ★ Twin outputs – vinylde case
Deposit £10.22



AP200 NEW £89.50
 ★ 6 mixing inputs + £2.50 Carr
 ★ 3 set of bass/treble controls
 ★ Master & Presence controls
Deposit £20.36



D.I.Y. MODULES FOR P.A. SYSTEMS
 MONO/STEREO

Input Modules	Mono PCB only	£6.50	Mono C/W Front panel	£9.50
	Stereo PCB only	£10.50	Stereo C/W Front panel	£13.75
Mixer/Monitor Modules	Mono PCB only	£6.50	Mono C/W Front panel	£9.50
	Stereo PCB only	£10.50	Stereo C/W Front panel	£13.75

Make your own mixer. Mono/Stereo up to 20 channels accept all inputs available as PCB only or complete on front panels

Power supply to suit £9.50 – send for full details of uses

PA SYSTEM ACCESSORIES	D1501 Dual Imp High O/P condenser mic	£18.50*	TWIN PIEZO HORN BOXES to match other cabinets Carr £1.50 Deposit £7.32
	EM507 High output single impedance mic	£15.00*	
	ECM105 Low cost condenser mic	£5.00*	
Heavy chrome mic stand – collapsible £9.90 Boom version £16.95	MELOS CASSETTE ECHO/REVERB Twin input unit – infinitely variable speed, depth & delay – playback feature Suits all mics & instruments		ADD ANY ACCESSORIES TO YOUR TOTAL CREDIT ORDER
		£59 Carr £11 Deposit £14.80	

All prices subject to 8% VAT except where asterisked (12½%)
 Shop premises open Tues to Sat 9 am - 5 pm Lunch 12.30 - 1.30 pm
 Mail order dept open Mon to Fri 10 am - 4 pm Ring 01-684 6385

TO ORDER

- By Post Send your requirements with cheque crossed P.O. or 60p COD charge to address below or just send your Access or Barclay Card Number **NOT THE CARD.**
- By Phone You may order COD, Access or Barclay Card.
- Post & Packing 50p on all orders except where stated.

SAXON ENTERTAINMENTS
 327 Whitehorse Road, Croydon, Surrey.
 All Enquiries Large SAE Please Brochures on request.

MANCHESTER DISCO CENTRE, 237 DEANS GATE, MANCHESTER
CALLERS ONLY - (061) 832 8772 - COMPLETE UNITS ONLY

Codespeed

Full Spec. Devices

- T03 HEAT SINKS** !!! Two types of heat sink. Ex-equipment, but condition as new. Most still contain a power transistor (condition unknown) 'Christmas tree' type, 92 x 66 x 35 mm 20p each. Rectangular type 130 x 63 x 32 mm 30p each. Please add 25p per heat sink post and packing.
- PACK S1** 25 x 1N3470 germanium diodes. 600mA. 35 P.I.V. miniature diodes. 25 diodes for 50p
- PACK S2** 4 x MEU21 programmable unijunction transistors (P.U.T.). Lots of uses, long delay timers, oscillators and many more. All brand new. With data and usage sheet. 4 for 50p
- PACK S3** 10 x 1N4151 high speed switching diodes. Same as 1N4148, but has higher P.I.V. 10 for 35p
- PACK P1** an MM5330 Digital Voltmeter I.C. Now build your own digital multimeter or panel meter using this versatile chip. With data and circuit diagram £3.95
- PACK M1** 2 Calculator keyboards. Each has 17 keys and two switches. Only £1.00
- PACK M2** 1 x 2102, a 1024 bit static RAM. The most popular of all RAM's in professional or amateur electronics. With data sheet £1.25
- PACK M3** Build your own calculator! MM5725 calculator chip and data book. £1.00
- CALCULATOR PACK M4** Contains a production line reject calculator. Either fix them (not much wrong with some we checked) or strip them for spares (which ever part is defective the rest must be good value for money – case/keyboard/display/chip/PCB). We include all the info. we can find on repairing calculators. What a bargain at £2.50
- PACK E2** an 8 digit calculator style Liquid Crystal display. 0.33" high digits with right hand decimal points and overflow indicator. With data. £2.95
- PACK E3** same as Pack E2 but with 0.5" high digits. £4.25
- PACK E8** Contains a brand new 6 digit Texas Instruments LED display. Multiplexed with built in bubble magnifiers. 0.1" high digits. Common cathode. £1.00
- PACK E7** A genuine Burroughs Panaplex II, 180 volt, 12 digit, 7 segment gas discharge display. 0.25" digits. We include the special socket FREE. With data £1.50
- PACK E8** A miniature 5 digit, 7 segment 0.09" common cathode LED display. Mounted on 16 pin dual in line I.C. package. Terrific value at only 75p
- PACK T2** A high contrast 3½ digit Liquid Crystal wristwatch display with data. Don't miss out – only £1.00
- PACK T4** A 0.8" giant red LED 12 hour clock display. Common cathode, 3½ digit. An ideal size for your clock project. With data. £4.95
- PACK DM1** 5 x 14 pin dual in line chips, each containing 23 quality matrix switching diodes. With data. 50p
- PACK C1** 10 x 12 pin hybrid circuits each containing 16 resistors/capacitors. Useful values. Ideal for semiconductor circuits and PCB miniaturisation. With data. 10 hybrid circuits for 50p


MONEY SAVER Buy a pack DM1 and a pack C1 for the super price of only 80p for the pair!!!
 Full Spec. I.C.'s LM711 25p, MC1034P 30p, MC1458P1 40p, SN74L04 12p, SN74128 35p, SN74136 60p, SN74155 £1.00, SN74156 50p, SN74164 75p, SN74170 £1.80, SN74175 60p, SN75107 £1.00

Your satisfaction is guaranteed or return the complete pack for replacement or a refund.
 For free catalogue send stamped addressed envelope.
MAIL ORDER ONLY – NO CALLERS PLEASE
 Postage and packing please add 25p (Overseas orders add 60p)

CODESPEED, P.O. Box 23, 34 Seafield Road, Copnor, Portsmouth, Hants., PO3 5BJ



OUR RANGE OF PRODUCTS ARE NOW INDIVIDUALLY AND ATTRACTIVELY PACKAGED



Our new 1978 catalogue lists circuit board accessories for all your projects – DIP sockets, pins standoffs, cable clips, hand tools. And we've got circuit boards, module systems, cases and boxes – everything you need to give your equipment the quality you demand. Send 25p to cover post and packing, and the catalogue's yours.

VERO ELECTRONICS LTD. RETAIL DEPT.
 Industrial Estate, Chandlers Ford, Hants. SO5 3ZR
 Telephone Chandlers Ford (04215) 2956

New Sinclair DM235 digital multimeter.

3½ digits...6 functions... fully portable...

Under £50!



The DM235 incorporates the most important features of a bench-top meter into a rugged yet lightweight instrument for true portability. High accuracy, resolution and input impedance mean superior performance to analogue meters – but at a price significantly lower than many. The DM235's design and specification makes it ideal for all but the most demanding applications.

Big, bright, unambiguous display
Full 3½ digit display, reading to ±1999.
8 mm LEDs, ultra wide angle of view.

Six functions, 26 ranges

DC Volts..... 1 mV to 1000V
AC Volts..... 1 mV to 750 V
DC Current..... 1µ A to 1A
AC Current..... 1µ A to 1A
Resistance..... 1Ω to 20 MΩ
Diode test..... 0.1µ A to 1 mA
10 MΩ input impedance.

High accuracy

Basic accuracy of 0.5% (2V DC range).
Other DC ranges and Resistance 1.0%.
AC ranges 1.5% 30 HZ – 10 kHz.

Easy to use, by anyone, anywhere

Automatic polarity operation, automatic decimal point placement, automatic out-of-range indication.

Lightweight but strong

High-impact moulded ABS case, size 10 in x 5.8 in x 1.6 in. Weight less than 1½ lb. Basic operation from disposable cells, for independence from AC supply. Line operation available via optional AC charger/adaptor.

A full range of optional accessories

DM235 meter complete with test leads and prods..... £49.80
AC adaptor/charger 240 V 50 HZ..... £3.50
Eveready carrying case with lead stowage compartment..... £8. 50
Rechargeable battery units..... £ 8.00
30 KV high voltage probe..... £15.00

(All prices subject to 8% VAT)

Find out more!

Sinclair Radionics are one of the world's largest producers of digital multimeters – the DM235 embodies over seven years' experience. It comes with a full 12 month guarantee. If you'd like to know more about the DM235, send the coupon below. We'll send all the facts (and a list of distributors) by return.

Sinclair Radionics Ltd, St Ives, Huntingdon, Cambs., PE17 4HJ.

sinclair

World leaders in fingertip electronics

To: Sinclair Radionics Ltd, St Ives, Huntingdon, Cambs., PE17 4HJ.

Please send me full illustrated details of the new Sinclair DM235.

Name _____

Position _____

Company _____

Address _____

PE/1/79

A POINTLESS EXERCISE?

REGULAR readers and particularly constructors will no doubt be quick to notice a change in component designations this month. For some time we have been looking at the way we do things and considering possible improvements. This being the first issue of Volume 15 it seems like a good time to make the changes.

We have been looking at international standards, at what is common in industry, and our own style, and have decided to drop the decimal points from component values. On page 64 you will find an explanation and some examples of how the system works just in case you are not familiar with it.

One point we should make is that many companies appear to have gone half way with this system; we will use it for all component values and the Ω , F or H will be omitted in all cases. This change helps us as much as anyone; by using the new designations our production of drawings is quicker and "pointless" values are less prone to printing or drawing errors. The system is now widely accepted and many component suppliers recognise or use

it and employ the differences brought about e.g. the use of nanofarad values for capacitors.

At this stage we are not planning any immediate further changes in style but your views on the use of boxes for resistors and capacitors would be appreciated for future consideration. For the present we will continue with our "BS alternative" symbols, at least they make it easier to read a circuit diagram.

IS ELECTRICITY THE ANSWER?

Once again our technical editor Mike Abbott has taken a look at developments allied to electronics and gives a glimpse into the future. A few months ago he was looking at energy from the oceans—now it's use of that power in electronic vehicles. The article brings out two important points:

1. There are probably many more modern electric vehicles in use than we realise.
2. The electric vehicle may not save us from pollution of the atmosphere as many have suggested.

The first of these points means that we are probably further along the development curve than the "man in

the street" realises—this may be due to the almost total lack of in-depth interest shown by the motoring press. However, it does appear that we must continue to wait for the full development of new batteries before we see large scale production of electric cars for the private motorist.

The second point might prove to be invalid but it does underline the fact that simply because a new system is clean and efficient it does not follow that we can afford to forget any possible changes it may cause. This point is particularly valid in the area of electronics and thankfully there are many individuals and bodies that act as a sort of "doomwatch" and place such possibilities in the public eye.

It is quite possible that electric vehicles will enhance our environment but this should not be accepted willy-nilly just because many believe it to be true. We are all in favour of development but it is essential to try to realise the total ramifications of the goal. Our old friend the microprocessor will have much to answer for if some of the predictions are true, wide-spread unemployment being the worst shot fired at it so far—only time will tell.

Mike Kenward

EDITOR

Mike Kenward

Gordon Godbold ASSISTANT EDITOR

Mike Abbott TECHNICAL EDITOR

Alan Turpin PRODUCTION EDITOR

David Shortland TECH. SUB EDITOR

Jack Pountney ART EDITOR

Keith Woodruff ASSISTANT ART EDITOR

John Pickering SEN. TECH. ILLUSTRATOR

Isabelle Greenaway TECH. ILLUSTRATOR

Judith Kerley SECRETARY

Editorial Offices:

Westover House,
West Quay Road, Poole,
Dorset BH15 1JG
Phone: *Editorial* Poole 71191

We regret that lengthy technical enquiries cannot be answered over the telephone.

Advertising Offices:

King's Reach Tower,
King's Reach, Stamford Street, SE1 9LS
Phone: *Advertisements* 01-261 6676
Telex: 915748 MAGDIV-G

**Make Up/Copy Dept.: 01-261 6601
Classified: 01-261 5762**

ADVERTISEMENT MANAGER

D. W. B. Tilleard

P. J. Mew REPRESENTATIVE

C. R. Brown CLASSIFIED MANAGER

Technical Queries

We are unable to offer any advice on the use or purchase of commercial equipment or the incorporation or modification of designs published in Practical Electronics.

All letters requiring a reply should be accompanied by a stamped, self addressed envelope and each letter should relate to one published project only.

Components are usually available from advertisers; where we anticipate supply difficulties a source will be suggested.

Back Numbers

Copies of most of our recent issues are available from: Post Sales Department, IPC Magazines Ltd., Lavington House, 25 Lavington Street, London SE1 0PF, at 75p each including Inland/Overseas p & p.

Binders

Binders for PE are available from the same address as back numbers at £2.85 each to UK addresses, £3.45 overseas, including postage and packing, and VAT where ap-


propriate. Orders should state the year and volume required.

Subscriptions

Copies of PE are available by post, inland or overseas, for £10.60 per 12 issues, from: Practical Electronics, Subscription Department, Oakfield House, Perrymount Road, Haywards Heath, West Sussex RH16 3DH.

Cheques and postal orders should be made payable to IPC Magazines Limited.

GUITAR SOUND MULTIPROCESSOR



Mark A. Sawicki M.Sc.(Eng.) Alex. Kowalewski

Part 2

IN PART ONE we dealt with the structure of the pre-amplifier, delay block and summers, presenting them all in a block diagram to which we will refer many times. In this part we shall deal with the clock system and both input/output low pass filters with their associated switching techniques.

In Fig. 2 we can see the filter and clock control layout. As mentioned earlier both inputs and outputs low pass filters are electronically identical. The clock and filter main controls are arranged into banks of 3 x 4 pushbuttons. On the front panel the top four are the input filter cut off frequency con-

trols, the second row determines the clock frequencies and hence their respective delay times. The third row determines the output filter cut off frequencies.

At the bottom of the panel are five jack sockets, on the extreme left and right are the input and output sockets from the processor. The middle three are specially provided sockets designed for footswitch remote control. These quite simply bypass the three slider switches on the sloping section of the front panel. This remote control capability will prove very useful for guitar work.

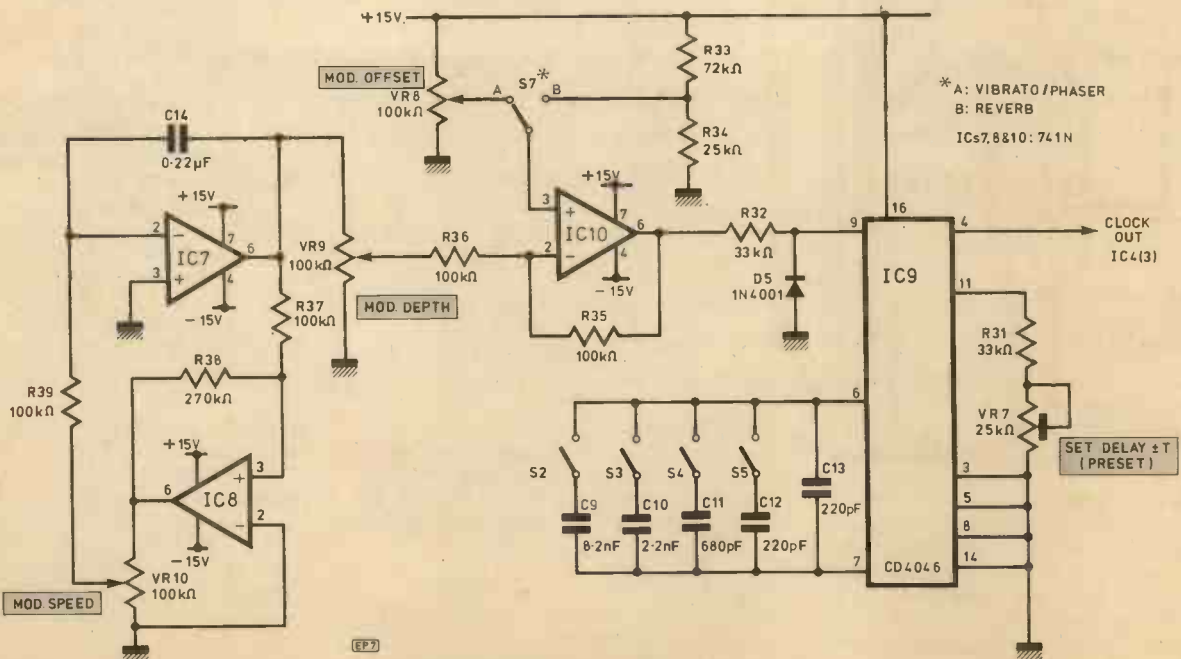


Fig. 8. Circuit diagram of clock system

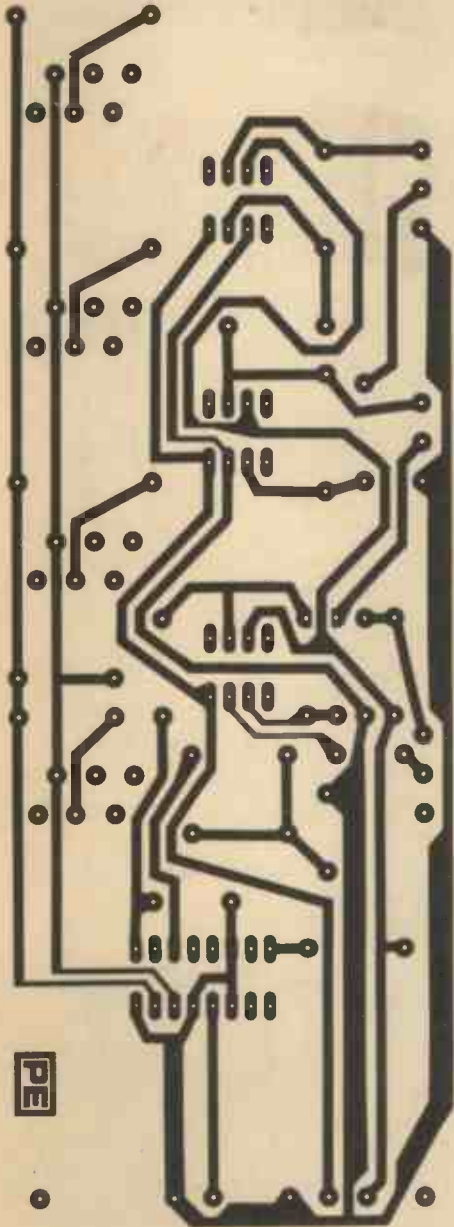


Fig. 9. Clock system p.c.b.

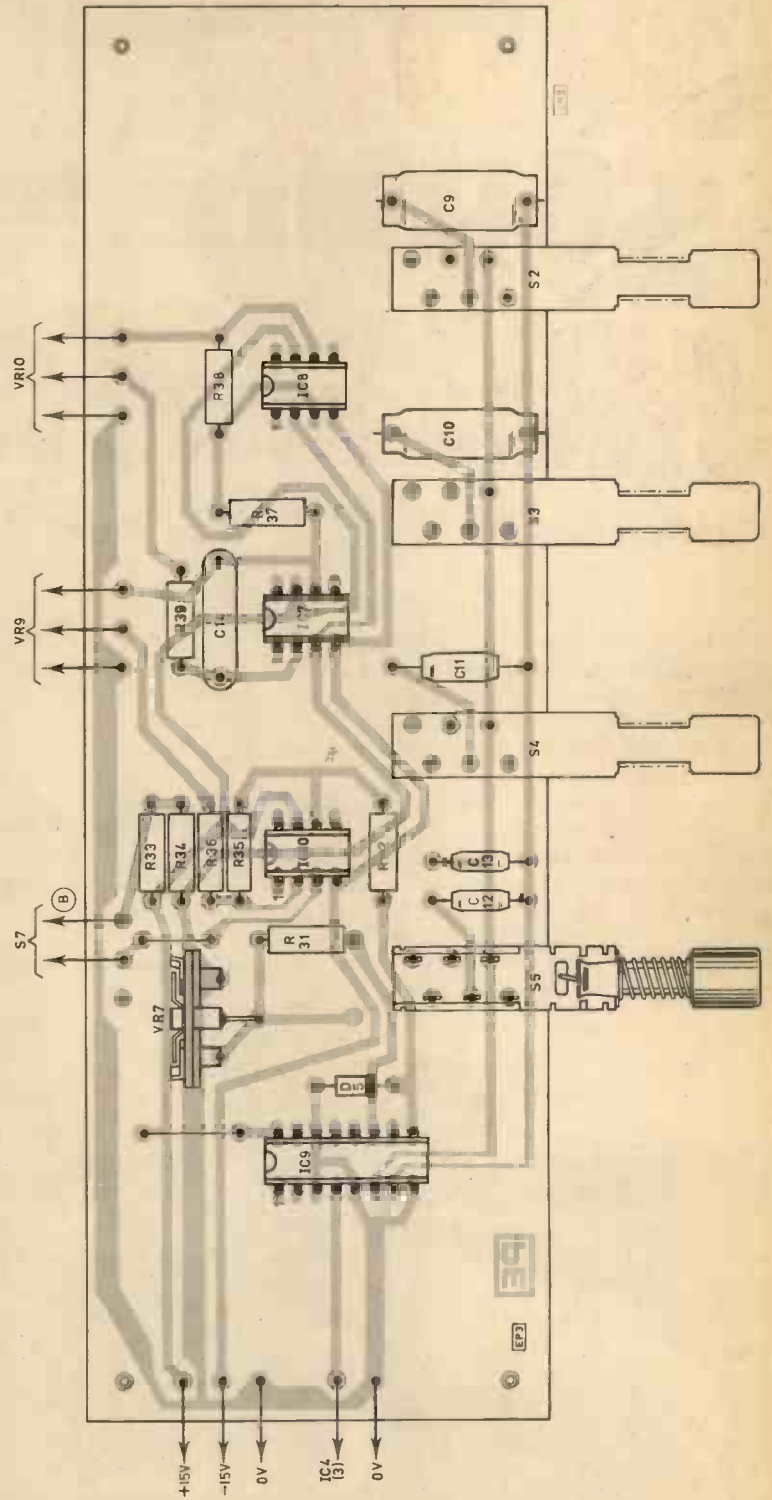


Fig. 10. Component layout

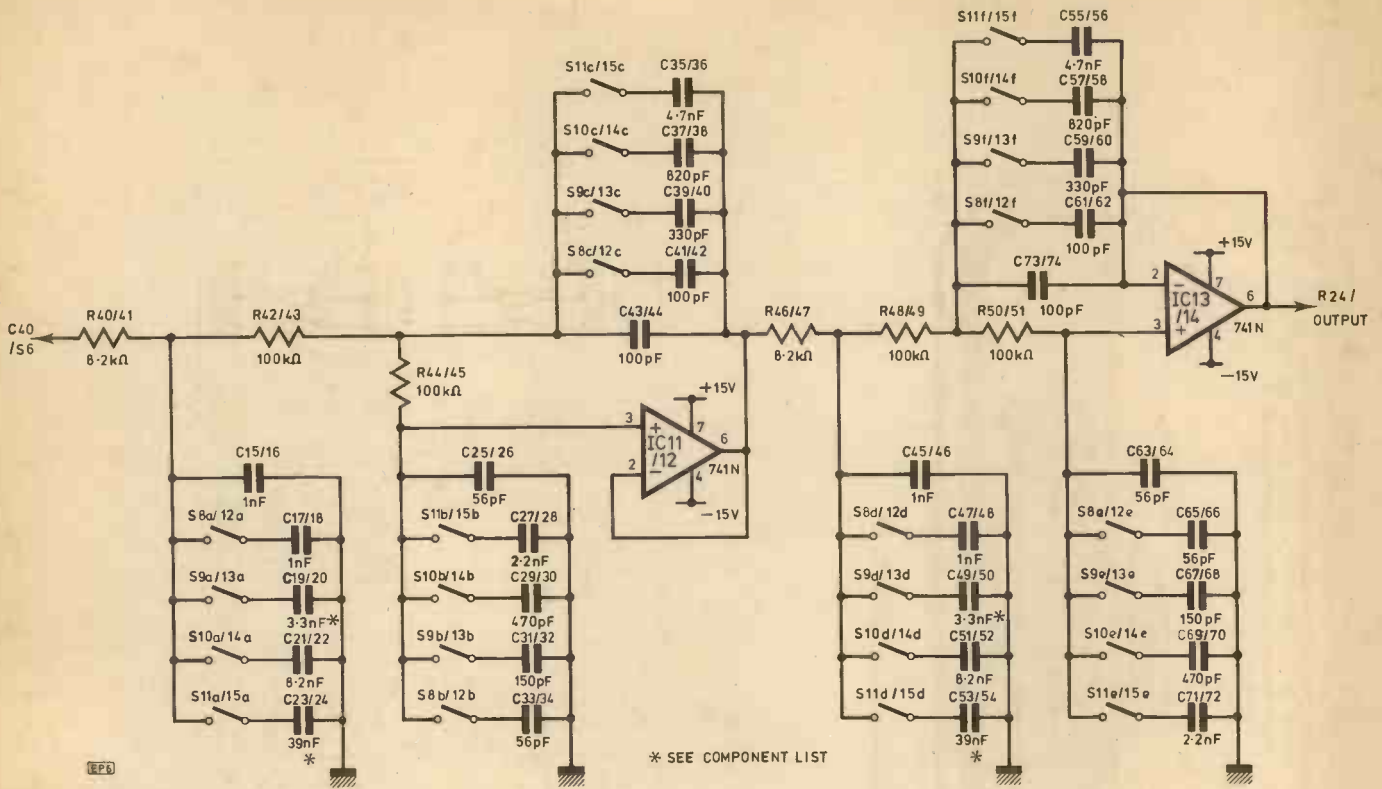



Fig. 11. Circuit for input and output low pass filters



A single low pass filter board. Two are required (Boards 2 and 4)




Fig. 12. Low pass filter p.c.b.

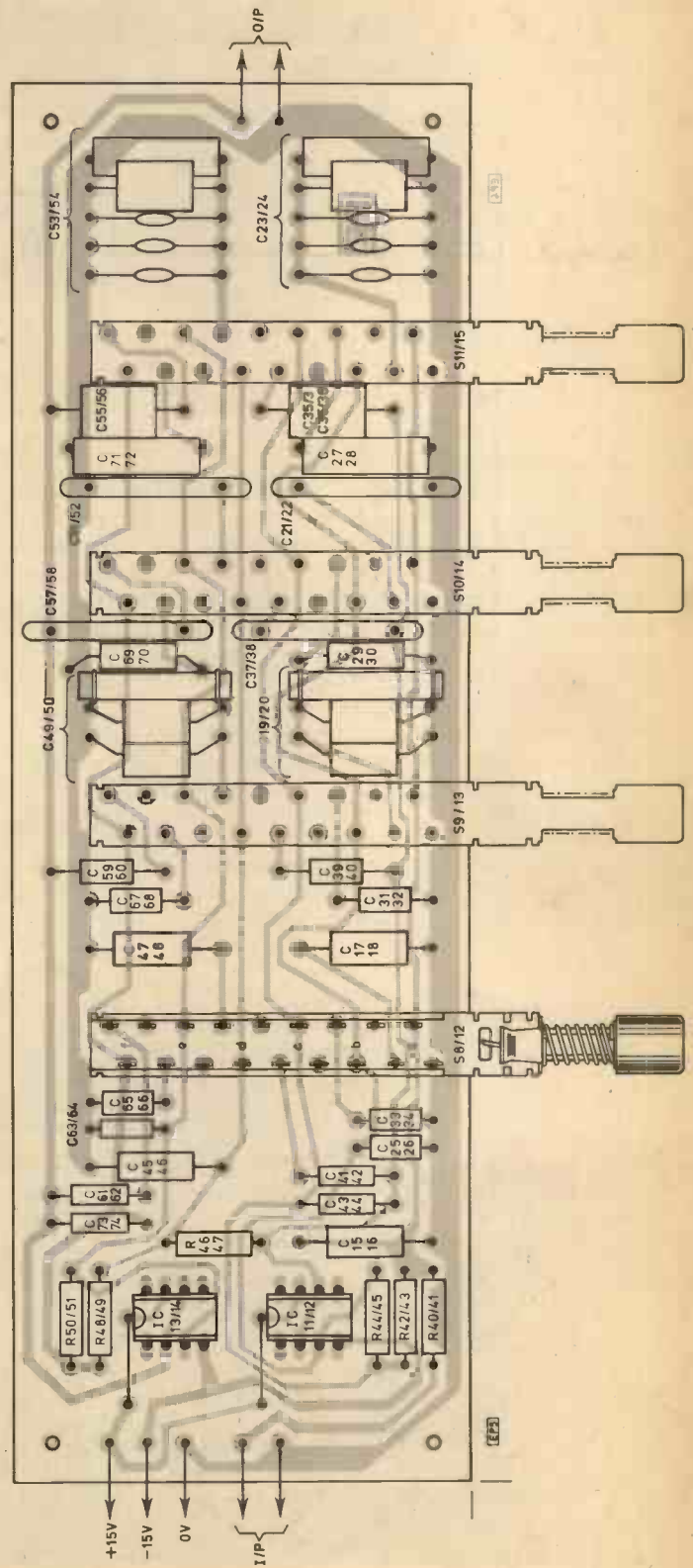



Fig. 13. Component layout



A completed board (Board 3)

CLOCK SYSTEM

Fig. 8 shows the complete circuit diagram of the clock system, block 5 on the main block diagram. The design incorporates a CD 4046 phase locked loop device of which only the voltage controlled oscillator is used. A triangle wave oscillator is constructed on ICs 7 and 8 both of which are common 741 op-amps. IC10, also a 741 type, acts as a buffer/summer device incorporating the following functions:

- Modulation Depth (VR9)
- Modulation Offset (VR8)

Here the required effect can be selected as a variable level by means of VR8 for Vibrato/Phaser, position A (S7) or fixed by means of R33/34 for reverb effects; position B (S7).

The VCO from the CD4046 chip provides the various, continuously adjustable frequencies (by means of VR10) which are required to drive the delay block. This i.c. as most of the other components associated with this block, is mounted on the p.c.b. shown in Figs. 9 and 10.

SWITCHED FREQUENCIES


Connected across pins 6 and 7 are a series of individually switchable timing capacitors which determine the frequencies of the VCO. If no delay buttons are depressed the unit is set in a preset VCO frequency mode with a corresponding delay of 4ms. The buttons must be depressed singly and individually since no switch latching assembly is used. Similar reasoning applies to the low pass filters.

When no cut off frequency is selected the system is tuned to cut off at 20 kHz. For details of frequency/delay settings see Table 1.


The input to the VCO via pin 9, is connected to the triangle oscillator/driver circuit. Thus triangular wave modulation is applied to the VCO when required. When using the CD4046 CMOS chip take the standard precautions.

LOW PASS FILTERS



Fig. 11 shows a complete circuit diagram of the low pass



Showing board assemblies using mounting pillars



(Above) Showing control panel component numbering. Note the outrider presets on Main Board 1. (Right) Perspective view of Boards 2 to 4 which consists of the clock system sandwiched between the input and output filters. (Below) End view. Note neat umbilicals.



filters. Both filters have cut offs at 10kHz, 5kHz, 2kHz and 500Hz. However when no buttons are depressed the cut off frequency is defined at 20kHz.

By definition a wave filter is one having a single transmission band extending from a minimum frequency up to some cut off frequency which is not infinite. The filter frequencies are adjusted by means of a series of pushbutton switches and corresponding capacitors. These are connected in the order depicted in the circuit (Fig. 11) where all the switch sub-sections (S8, b, c, etc.) are ganged together. This applies to both the input and output filters. It is highly recommended to use close tolerance capacitors in order to achieve accurate cut offs (not less than $\pm 3\%$).

Figs. 12/13 shows the component side and the original artwork used by the authors to construct the processor.

Both input and output filters are stacked to form a sandwich with the clock board in the centre. This will be referred to as the pushbutton control module. All constructional details will be given in the next part of the series.

The vertical board in the photograph is the main board which was fully described in part one. The three horizontal boards comprise the pushbutton control module, the top and bottom boards being the input and output filters and the central one being the clock board.

Next Month: VU driver, p.s.u. and switch control module.

Market Place

Items mentioned are usually available from electronic equipment and component retailers advertising in this magazine. However, where a full address is given, enquiries and orders should then be made direct to the firm concerned. All quoted prices are those at the time of going to press.

by
**Alan
Turpin**

and
**David
Shortland**

NOVA CHAIR

This single seater, anechoic chamber type chair, has been designed to offer a comfortable and very suitable centre for listening to binaural recordings and transmissions. The designers claim that traditional stereo is also enhanced.



An existing hi-fi system is all that is needed to drive the chair's pair of high power transducers, continuous handling capacity 60W.


Full details from Sound Seating Systems, Tape City Limited, 13 The Market, Wrythe Lane, Carshalton, Surrey, SM5 1AG. (01-644 4455).

LEVEL CONTROLLER

A new electronic liquid level controller, the 61FGP from Farnell Electronics, offers two alternative modes of operation: control of levels between high and low level probes; single point level control around a single, fixed probe.

These controllers can be used for controlling levels in tanks, reservoirs, sewerage plants and mixing plants, and can also be used for flow detection in pipes and channels.

The low voltage (8V a.c.) applied to the probes ensures inherent safety and, being an alternating voltage, eliminates electrolytic corrosion of the probes.



Apart from the probes the unit is completely self-contained and is housed in a plug-in module allowing easy replacement.


Output is a single changeover relay with contacts rated at 230V a.c. 5A, which is sufficient to directly control solenoid valves and/or small motors.

A special version, the 61FGPH, is capable of sensing liquids with a very high specific resistance such as condensed water in boiler systems or distilled water.

The price of the 61FGP is £14.45 plus VAT and post and packing. For further details contact, Farnell Electronics, Canal Road, Leeds.

BREADBOARD PLUS

Carel Components have just announced that a sheet of Stahler-Graphics, used in the design and layout of prototype printed circuits, will be supplied free with each of the three types of Stahler breadboards.




The Stahler Graphics produced on translucent vellum allow the designer to see the location of parts on both sides of the breadboard simultaneously. Also, with the help of a simple rubber, the material lends itself to making quick and easy corrections. Once satisfied with the layout, the designer can drill the holes and pads on the circuit board using the co-ordinate locations as a guide.

Extra sheets together with a comprehensive range of breadboard components are available from **Carel Components, 40-44 The Broadway, Wimbledon, London SW19 1SQ.**

STAND UP AND BE COUNTED

These strange looking devices are sockets which offer easy mounting of seven segment displays. They do away with using a holder on a piece of circuit board and then mounting the whole assembly behind a front panel with screws.

Very simply, they go straight down onto a board, near the edge, then, after a 90 degrees turn, present a socket to the front panel.



The configuration shown will accept displays made by Monsanto, Texas, Hewlett-Packard, Fairchild, Litronix. Another configuration is available to cope with displays where the sockets run vertically.

They come in units to hold from one to five displays, at about £2 each, in packs of ten.

Full details from Astralux Dynamics Limited, Brightlingsea, Colchester, Essex CO7 0SW. Telephone, Brightlingsea 2571.

PROM ERASER

The Prombox 12 is a new ultraviolet eraser which can handle up to 12 proms. Its erase time is variable from five to 50 minutes in five minute steps. A sliding tray carries the proms on conductive foam. It has "Mains On" and "Tube On" indicators and a safety interlock switch which prevents the tube being switched on while the tray is open. Complete instruc-



tions are supplied and the unit is fitted with two metres of flex plus a mains plug. Price, inc. VAT, p&p, and insurance, is £59.00.

Available from **GP Industrial Electronics Ltd.**, Skardon Works, Skardon Place, North Hill, Plymouth, PL4 8EZ. (0752 28627).

NIPPON DISPLAYS

Plasma display panels, i.e.d.s and fluorescent indicator panels made by Nippon Electric are available from sole UK agents Lock Distribution. Lock are also suppliers of electronic components and microprocessor equipment.

Their plasma displays are gas discharge devices with an orange neon colour. Display voltages required are 145-155V a.c. Logic supplies are +5V and -12V.



Panels made range from simple two digit 7-segment units to one with a 256 character capability (32 digit x 8 line), using a 5 x 7 dot matrix unit.


Not only are alphanumeric characters easily readable but many other patterns or ideograms are possible as is shown in the photograph.

The panels are designed to give life expectancy of 100,000 hours or longer with no discernable variation in brightness.

Lock Distribution, Neville Street, Oldham, Lancs. OL9 6LF (061-652 0431).

KEYBOARD CONSOLE

The recently introduced lightweight, vacuum formed keyboard console from Vero Electronics is supplied in kit form and comprises a black ABS enclosure, anodised



aluminium cover plate, self adhesive feet and all the necessary fixings. The console will house individual keys or a standard keyboard as required.

The price of the unit (code 75-2867G) is £7.15 including VAT and it is available from **Vero Electronics Limited, Industrial Estate, Chandler's Ford, Eastleigh, Hampshire.** (042-15 2956)

TV ACCESSORY


The CM7042 Combiner, available through high street TV dealers has been specifically designed to overcome the inconvenience of having to disconnect the TV aerial to plug a video game into the aerial socket everytime the game is used.



Using the CM7042 the aerial and game can both be permanently wired to the TV and either signal selected by means of a two way switch.

P.C.B. JIG

This useful jig for holding p.c.b.s or panels when fitting or soldering components can be adjusted to hold boards up to 280mm in length. When fitted in position the workpiece can be rotated and locked in any position.




The unit which is supplied in an easily assembled kit form costs £11.00 including VAT and p&p. For further information contact **Precision Petite Limited, 119A High Street, Teddington, Middlesex, TW11 8HG.**

SUBMINIATURE LAMP HOLDERS

These new 100 series subminiature lamp holders are intended for use with IMO subminiature T1 flanged base filament lamps which are available in voltage ratings from 1.25 to 28V.

The 1½ series is a larger version of the 100 series and accepts IMO T1½ flanged base filament lamps. Voltage ratings for the latter extend from 1.35 to 48V and should be ordered separately.



Wide ranges of lens colours for both types of lampholder are available in transparent or translucent materials.

Both types of holders can be supplied in either earthed or insulated forms.

Large numbers of these lampholders may be fitted into a small panel area where high mounting density is required.

A unique pressure pad system on the centre contact ensures excellent contact pressure between lamp and lampholder, even under the most arduous vibration conditions.

Small quantity orders are referred to one of IMO's franchised distributors.

IMO Electronics Limited, 349 Edgware Road, London W2 1BS (01-402 7333).



PUT IT AWAY—NEATLY

She's holding a "Cord Tidy", a moulded plastic frame designed to carry electric cable (50 metres), or clothes line, kite cord, tow rope, even sheets for sailors.

There are two holes in the frame for temporary or permanent wall mounting.

The recommended VAT inclusive price is £14.49, and the "Cord Tidy" is being launched on the British market this autumn by the Ariel Group of Nottingham.


LCD DMMs

Two new digital multimeters from Fluke International are suitable for both field and laboratory applications.

The 8010A and the 8012A both incorporate liquid crystal displays of $3\frac{1}{2}$ digits, and have six functions with 31 current, voltage and resistance ranges. These include a conductance function, which enables noise-free leakage measurements of up to 10,000 megohms and permits the measurement of transistor beta; true r.m.s. measurement on all a.c. ranges; autoranging; autopolarity; and a diode test facility. The basic d.c. accuracy is ± 0.1 per cent of reading plus one digit, a specification which holds for one year at $23 \text{ deg C} \pm 5 \text{ deg C}$, while the instrument's 3dB bandwidth to 200kHz permits accuracy to be specified to 50kHz.

An important feature of the new instruments is that they are protected against transient overloads of up to 6kV, and 600V applied to their current terminals.

The main differences between the two instruments is that the 8010A has a high current range of 10A, while the 8012A has two low-resistance ranges of 20 ohms and 2 ohms, with a resolution of 0.001 on the 2 ohm range. Additionally, the 8012A incorporates a front panel control which enables the nulling of test lead resistance.




Another feature of the new models is the Y8008 "touch-hold" probe. This enables the user to concentrate full attention upon the probe tip when making delicate measurements: once the test point is contacted, a button on the probe can be pressed which "freezes" the instrument's LCD until the button is released.

The price of the 8010A is £159.00 and the 8012A is £199.00; both prices exclude VAT and post and packing. For further information contact Fluke International Corporation, Colonial Way, Watford, Hertfordshire WD2 4TT.

CATALOGUES

The latest edition of Ace Mailtronix catalogue which is now available covers a wide range of components, kits, tools, test equipment and audio accessories. The company will also supply any R.S. item subject to a minimum order of £2.00.

Another service offered by Ace is for special components. They will quote a price for any item not covered by their catalogue



GENERAL PURPOSE SCOPE

The OS253 is the second new instrument in the Gould Advance 25 Series of general-purpose oscilloscopes. While offering the user a low-price 12MHz dual-channel oscilloscope the OS253 maintains a useful and versatile specification.

The vertical amplifiers feature 2mV/cm sensitivity with d.c. ground and a.c. coupling, sum and difference of the two channels with channel 2 inversion and X-Y modes. Horizontal sweep rates are fully adjustable over 18 ranges from 0.5µs/cm to 0.2s/cm, with an X5 expansion giving a fastest sweep rate of

100ns/cm with no loss of accuracy.

Triggering is a.c. coupled from an internal or external source, positive or negative slope and variable manual level control. Bright-line operation is available to give a trace in the absence of signal or when the selected level is outside the range of the input signal.

Additional facilities include d.c. coupled Z-modulation input, calibrator output and a front-panel trace-rotate control.

For further information including the price contact Gould Instruments Division, Roebuck Road, Hainault, Essex.

and can obtain many transistors and i.c.s given a reasonable time scale.

The cost of the catalogue is 30p which is refundable with an order of £5.00 or over. For further information contact Ace Mailtronix Ltd., Tootal Street, Wakefield, West Yorkshire, WF15 JR.

GREENWELD

Also available is the new Greenweld catalogue which has been increased in both size and content with a new test gear section featuring digital multimeters and oscilloscopes. To cater for schools, colleges and many constructors who prefer to buy their components in bulk, quantity prices for many components are quoted.

The price of the catalogue is 30p plus 15p for p&p from Greenweld, 443 Millbrook Road, Southampton SO1 0HX.

DORAM


In the new Doram catalogue the kit, tool, audio and test equipment ranges have all been extended whilst the component side has now been discontinued.

The kits, many of which can be purchased ready built, are rated using one, two or three stars depending on their ease of construction. Also included in this range are N.S. kits which require no soldering and are therefore ideal for the complete beginner to electronics.

The catalogue can be obtained, by sending 25p to cover p&p, from Doram Electronics Limited, P.O. Box TR8, Wellington Road, Industrial Estate, Wellington Bridge, Leeds.

BI-PAK MODULES

Bi-Pak have recently introduced five new modules in their audio range; a low distortion 50W power amplifier (AL120), a stereo preamplifier (PA200) which is a variation of the popular PA100, a ten channel graphic equaliser (GE100 MKII) with a frequency range of 31Hz to 20kHz and a stabilised power supply (SPM120) which is available with a fixed output voltage of either 45V, 55V or 65V and an output current variable up to 2.5A.



The fifth module is the VPS30 power supply (shown above) which is a regulated, variable power supply with both short circuit protection and current limiting. The unit only requires a suitable shunt, transformer, meter and two potentiometers for a complete bench p.s.u. The output voltage is adjustable from 2V-30V with current limiting available from 0-2A.

Bi-Pak, Dept. PE11, P.O. Box 6, Ware, Herts.

20Hz to 100MHz ~ £85.37

(U.K. only including VAT + P & P.) Export + 10%



Actual size.

It's an incredible price for a very credible frequency counter . . . Continental's MAX-100.

It comes to you from a major American corporation and has one operating range, and one only: 20Hz to 100MHz, minimum. (Guaranteed.)

So we've pensioned off the range selector, and fitted the sharpest of LED displays. (Sheer brilliance.)

We've also designed the MAX-100 around the latest in LSI technology; and built-in high sensitivity, with a 30mV trigger level; protection against high transients; and an outstanding accuracy of 3ppm. (What performance!)

But, most importantly, the MAX-100 is totally automatic — and available now. In fact, you could have one tomorrow.

Hesitating? Just take a look at the spec. Then, if you're ready to order immediately, call us on (0799)21682. And

your MAX-100 could be on its way, today! (Continental are great performers, too.)

For data, please use our enquiry number.

Specification * Frequency range 20Hz to 100MHz * Input impedance 1 megohm shunted by 56pF * Sensitivity 30mV to 300mV r.m.s., from 20Hz to 100MHz * Timebase accuracy 3ppm * Temperature stability 0.2ppm per °C * Max. ageing rate 10ppm per year * Overfrequency indication * Low battery power alarm * Operates from a.c. mains, dry or rechargeable cells, or 12Vd.c. auto battery * Dimensions 45 x 187 x 143 mm. * Options: 12V auto. cigar lighter adaptor; battery eliminator/charger; r.f. antenna; low-loss r.f. tap; and carrying case.

Quality. At a low, low, price.



Continental Specialties Corporation (U.K.) Ltd.
Shire Hill Industrial Estate
Units 1 and 2, Dept. 5/D
Saffron Walden,
Essex CB11 3AQ.

Get kitted out for winter.

Heathkit electronics kits are perfect for the winter evenings. There are hundreds of things you can make yourself, with easy-to-follow instructions to guide you.

There are kits for the home or car, and there's a whole range of computers and peripherals too.

And for a thorough and practical understanding of the principles of electronics, there's a complete range of educational courses and experimenter-trainers.

Full details are in the Heathkit catalogues. Send the coupon now.



There are Heathkit Electronics Centres at 233 Tottenham Court Road, London (01-636 7349) and at Bristol Road, Gloucester (Gloucester 29461).



Digital weather computer.



Electronic air cleaner.



Digital car clock.



Timing light.

To: Heath (Gloucester) Ltd., Dept. PE1/79, Bristol Road, Gloucester, GL2 6EE.
Please tick the literature you want and include the appropriate amount in postage stamps. Heathkit Catalogue only (enclose 20p). 16 page Computer Brochure only (enclose 20p).

Name _____

Address _____

Registered in England, number 608177.



LISTEN TO THE SECRET WORLD OF PLANTS

As featured on Horizon, Nationwide, Radio & Worldwide Press

First time in the U.K. in Kit Form, the revolutionary concept of a Biological Amplifier & Sound Synthesiser in one unit, the *Amazing*



Bio Activity Translator™

- ★ Experience the unique Musical Form of Plants
- ★ Hear the beautiful patterns of sound - created by their natural response
- ★ Compare house plants' reactions to people - with the distinct tunes of those outside
- ★ Easy to operate, internal speaker & batteries

The naturally generated Bio Electric potential across a plant leaf is picked up by 2 carbon foam electrodes. When amplified and filtered, a VCO, VCA and other exclusive synthesiser circuits are programmed by the control voltage from the plant to produce tracking sequences of notes. These follow in pitch, rhythm and volume the ever changing signal from the plant.

The kit includes 6 I.C.'s, 3 transistors, all high quality components, tinned and drilled fibre glass P.C.B., loudspeaker and comprehensive assembly instructions. Also included is a free case, ready punched, with wooden end cheeks and stick on silkscreened front panel for a really professional finish. Runs on 2 x 4½ volt batteries (not supplied).

SPECIAL INTRODUCTORY OFFER INCLUDES FREE CASE
KIT £19.90 ASSEMBLED AND TESTED £27.50 PRICE INCLUDES P & P AND VAT

Allow 14 days for delivery. Offer ends 31st December 1978.

JEREMY LORD SYNTHESISERS, (Dept PE2)
 52 Becmead Avenue, London SW16 1VQ

STORAGE CABINETS



Metal cabinets with transparent plastic drawers. Ideal for components, small parts, nuts, bolts etc. Many other uses in the home, workshop, laboratory etc.

Type 1118

Choose from the following range to suit your own needs:

Type	Height (ins.)	No. of Drawers			Price
		Total	Small	Medium Large	
1118	11	18	15	2 1	£8.65
1838	18	38	35	2 1	£12.95
1633	16	33	30	2 1	£10.95
2236	22	36	30	4 2	£14.75
2260	22	60	60	— —	£14.95

All cabinets are finished Blue, 12" wide x 5¾" deep. Prices include VAT and Post. Satisfaction or money refunded. Cheque/P.O. to:

MILLHILL SUPPLIES (TOOLS)

35 PRESTON CROWMARSH,
 BENSON, OXON. OX9 6SL

'We have hidden the most important part'

L.C.D. Voltmeter Kit for only

£29.50 + P&P

It's the way we 'hide the chip' that makes this Voltmeter such a space-saver. At 66mm x 72mm, it's small enough to replace many analogue movements, yet gives crystal-clear read-out from ½" 'black-on-silver' digits.


Full building instructions are supplied with your kit.

Automatic polarity indication and automatic Zero are big-value features, yet this compact unit comes at a very compact price and can be used as a basis for your own Digital Meter design.

TECHNICAL SPECIFICATION

- Full scale reading 200mv d.c.
- On board decimal point generation
- Supply required 7-15v d.c.
- Will work from PP3 type battery (not supplied)
- Very low current consumption (1mA @ 9 Volt)
- Accuracy ±1 digit
- Reflective display
- Measures DC Volts

PRICE INCLUDES VAT.



REMINDER

The DORAM Electronic Hobbies Catalogue is now available.

FREE

Order now. Guarantee of Satisfaction. Send the coupon immediately. Your Kit will be delivered within 21-28 days. If you are not completely satisfied you may return your purchase within 30 days for a full refund. Doram Electronics Ltd, PO Box TR8, Wellington Road Estate, Wellington Bridge, Leeds LS12 2UF.

An Electrocomponents Group Company
OFFER CLOSES 14th February 1979.

To: Doram Electronics Ltd, PO Box TR8, Wellington Road Estate, Wellington Bridge, Leeds LS12 2UF.

Please send..... Kit/s at £29.95 (£29.50 + 45p P&P)

Please send me a free Hobbies Catalogue

I enclose cheque/PO for £

I am paying via National Giro Centre, Bootle, Lancs to your Account Number 00/643/7257

Please debit my ACCESS Card No

I expect delivery within 21-28 days

Signature.....


(BLOCK LETTERS)

Name.....

Address.....

Doram Electronics Ltd Reg London 1155856

PE.12



A selection of readers' original circuit ideas. It should be emphasised that these designs have not been proven by us. They will at any rate stimulate further thought.

Why not submit your idea? Any idea published will be awarded payment according to its merits.

Articles submitted for publication should conform to the usual practices of this journal, e.g. with regard to abbreviations and circuit symbols. Diagrams should be on separate sheets, not inserted in the text.

Each idea submitted must be accompanied by a declaration to the effect that it is the original work of the undersigned, and that it has not been accepted for publication elsewhere.

THE attraction of the thermometer about to be described is its economy in the use of components, its simplicity in design, and its easy calibration.

Section A of the circuit shows a high performance reference voltage circuit, whose output changes by something less than 1mV, for an input change from 10V to 30V.

Now the Zener used is a 5.6V type, and if a similar circuit were used to oppose the output, but had eight silicon diodes, which would be $8 \times 0.7V = 5.6V$, in place of the Zener diode, then the voltage output from the latter device would be dependent on the temperature coefficient of the forward biased diodes as shown in Section B, and as this coefficient is a Kelvin constant

which is equal to approximately 0.0024V per $^{\circ}C$, and as eight diodes are used, then there is a hefty change of 0.0192V per $^{\circ}C$. These can be encapsulated in epoxy resin prior to any calibration.

The prototype circuit was designed to read between $-5^{\circ}C$, through zero, to $+40^{\circ}C$ ($24^{\circ}F$ to $104^{\circ}F$), and the scale of a $50\mu A$ meter, which was to hand, was calibrated accordingly. This was not very difficult, as the meter needle swing of 90° lent itself admirably to the nine main divisions required for the scale. The final scale reading $-5^{\circ}C$ to $+40^{\circ}C$ f.s.d.

To calibrate the thermometer after its completion, a little dodge is used, a shunt is placed across the meter such that it reads only half of the finalised value, and it

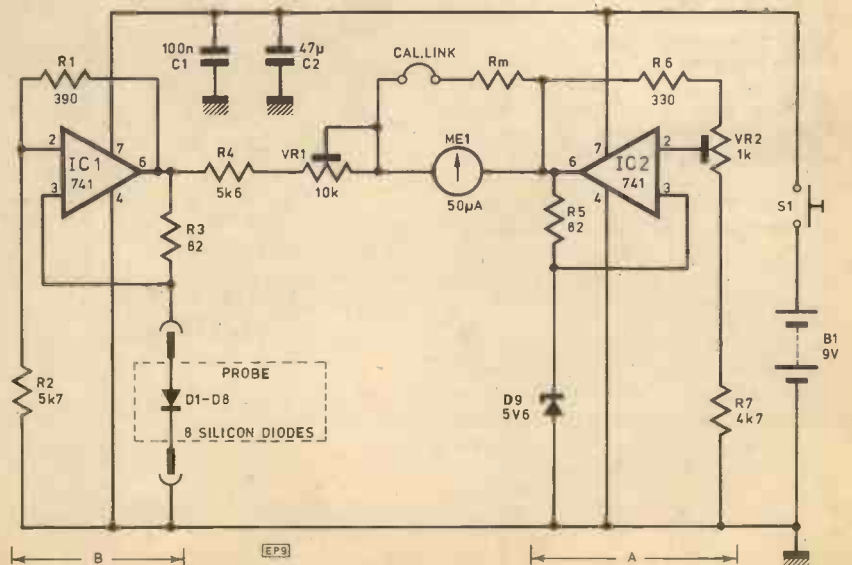
is considered that the scale reads from $0^{\circ}C$ to $100^{\circ}C$ during the calibration.

With the probe in a thermos of melting ice, VR2 is adjusted for zero meter reading (this is a balancing act ensuring that both outputs are the same at freezing). The second stage is to adjust VR1 for f.s.d. whilst the probe is immersed in boiling water, check again and re-adjust if required.

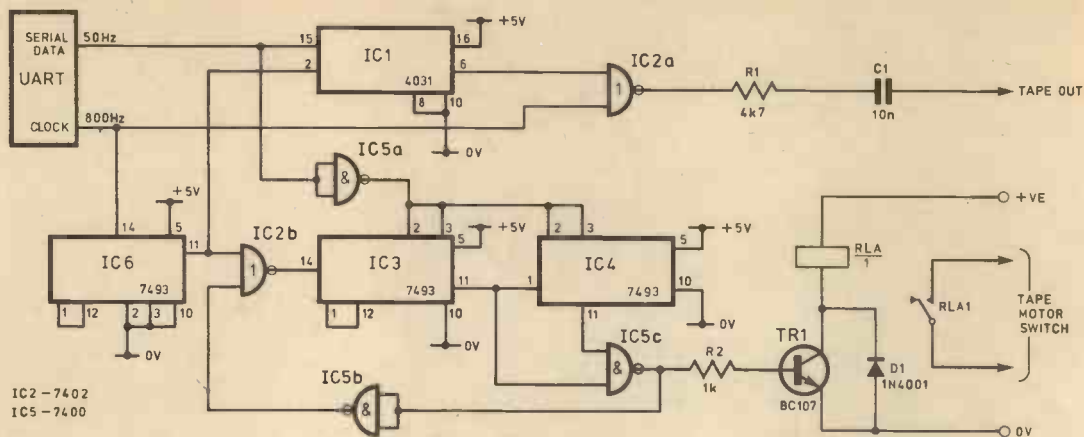
Finally VR2 is adjusted to read the zero mark on the scale, i.e. advanced one division with respect to $-5^{\circ}C$, whilst re-testing the calibration for freezing point, with R_m out of circuit.

J. D. Berryman,
Basildon.

A SIMPLE THERMOMETER



AUTO TAPE SWITCH



WHEN using a cassette recorder for recording ASCII data a large amount of tape is wasted during non-data transmission periods. Commercial systems use stepper motors and block memory transfer systems to combat tape wastage; these systems are expensive to implement so an alternative system was devised as shown.

The 64 bit shift register provides approximately 1 second delay at a 50 baud rate, the shift register clock pulses are obtained by dividing the UART clock by sixteen in IC6; the audio signal for recording is obtained by gating the UART

clock and the shift register output.

During non-data periods the UART data output is high, IC3 and 4 are enabled via the inverter (IC5a) and count at the bit rate to a count of 72. Upon reaching 72 the tape motor is switched off and the count input to IC3 is inhibited by the NOR gate.

When serial data is available from the UART the low outputs will cause IC3 and 4 to reset, the tape motor switches on and stays on for the duration of the data plus approx 72 bits to allow the data to be clocked through the shift register.

When using higher data rates the length

of the shift register must be increased to allow time for the motor to reach governed speed, the terminal count of the counter must also be increased to correspond to the length of the shift register plus the number of bits in the code group.

By omitting the NOR gate at the output of the shift register, and using a heavy duty relay circuit, this same system could be used for automatic printer operation.

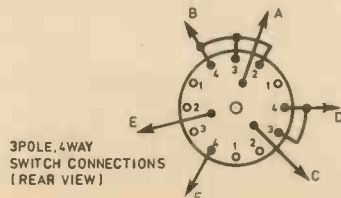
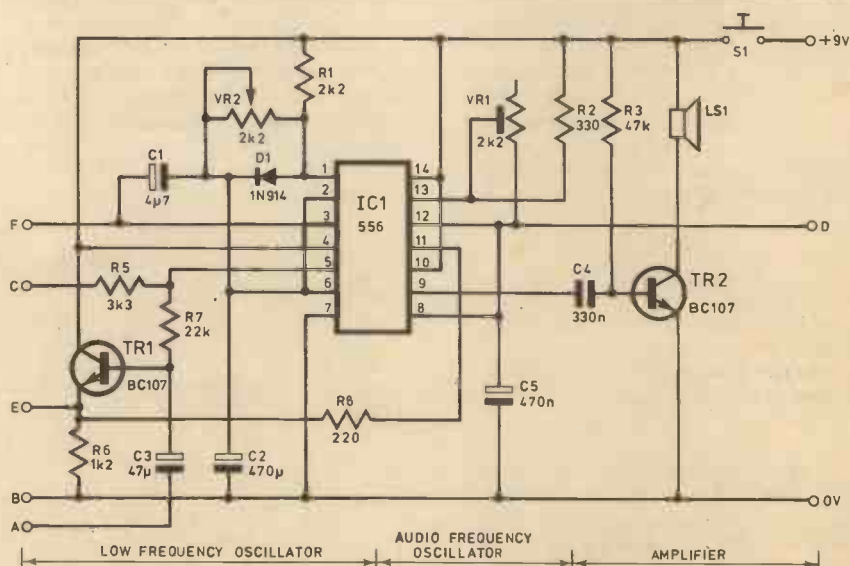
A. Glover,
Braunston,
Northants.

TV ALERTS

THIS circuit provides a fair simulation of three well-known TV series call signs: Z-Cars, Kojak, Red Alert (of Starship Enterprise) and a pulsed tone of no particular source. The sounds, perhaps with further amplification, are suitable for adding realism to games or stage productions.

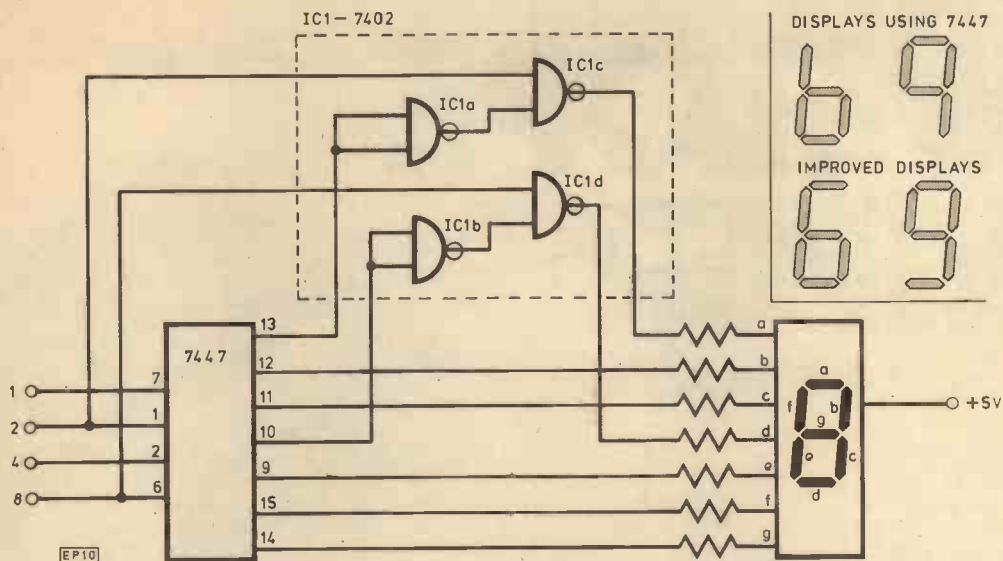
The tones are produced by coupling together two square wave oscillators based on 555 timer i.c.s, the one producing a low frequency square wave which is doctored in various ways to modulate an audio frequency. A three-pole four-way rotary switch selects the call sign and a push switch applies power to the circuit to operate the chosen signal. Diode D1 in the low frequency oscillator circuit ensures a 1:1 mark to space ratio—about two seconds on and off. Adjustment of VR1 and VR2 are required to obtain the intended tones. A dual 555 timer has been used to simplify circuitry. The circuit will operate off a PP6 battery.

M. Plant,
Nottingham.



ALERT	SWITCH STATE
Z-CARS	A,B,C,D,E,F ALL OPEN
KOJAK	A,B CLOSED
RED ALERT	A,B CLOSED C,D CLOSED
PULSED	A,B CLOSED C,D CLOSED E,F CLOSED

TOPS AND TAILS



HAVE you ever noticed that the TTL i.c. 7447 that most of us use to drive 7-segment displays, gives sixes without tops and nines without tails? On the other hand my calculator does put the tops and tails on and this set me wondering how hard it would be to generate them.

A glance through the manufacturer's catalogue revealed that the 74143 counter gave the desired display: which is fine if you want a counter; and the

74247 would do the job exactly; but few retailers stock any TTL beyond 74199.

I began to think that I should have to decode the 4-line BCD input into 10 lines with a 7442, or use several gates, just to detect the input of a 6 or 9, but when I examined the segments lit for the other numbers I found a far simpler solution.

All that is needed is to force segment 'a' on when the BCD '2' bit is true, and to force segment 'd' on when the BCD

'8' bit is true. This adds the tops and tails without changing any of the other numbers; and it can all be achieved with a mere 7402 quad NOR i.c.! The circuit is shown above.

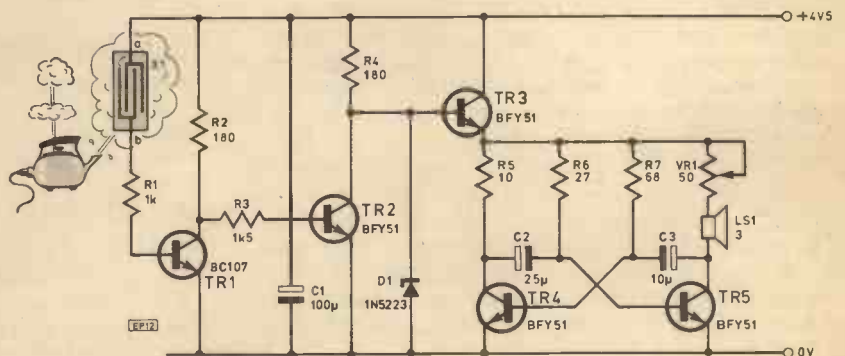
The "test" and "blanking" facilities of the 7447 will still work correctly and the circuit can still be multiplexed between several digits if required. But beware! The 7402 can only drive 5-volt i.e.d.s.

Terry Froggatt,
York.

KETTLE WHISTLE

THIS circuit was developed to detect when an electric kettle of the type which does not switch itself off was boiling. It does this in a very simple way, making use of a piece of 0.1in pitch Veroboard of any convenient size with alternative strips connected to form two interlacing grids. This is placed close to one of the vents in the lid of the kettle, where it detects the steam from the boiling kettle.

When the copper strips are dry they open circuit the base of TR1 causing its collector to be high which turns on TR2 resulting in its collector being low and shorting D1 cathode and TR3 base to zero volt line which results in the emitter of TR3 and hence the supply to TR4 and 5 being at zero. Therefore TR4 and 5 which form an astable multivibrator will cease to oscillate and there will be no output from LS1. However, when the kettle boils the steam will condense on the grids of X1 causing it to develop a resistance in the order of 15 kilohms



which will result in base current flowing in TR1 which will turn on, the collector of which falls turning TR2 off, its collector rises and is clamped at about 2.23V by D1; this results in a voltage of about 1.4V at TR3 emitter hence a supply to

TR4 and 5 resulting in the multivibrator oscillating and a whistle tone being emitted.

R. Wilds,
Aylesbury,
Bucks.

ADSR ENVELOPE SHAPER

D. J. STEPHENSON



Attack
Decay
Sustain
Release

FOR synthesis of the natural amplitude/time envelopes of conventional musical instruments, the common Attack-Sustain-Release (ASR) shapers are insufficiently accurate, and lack percussive effects at short attack settings. These shortcomings are overcome by using the Attack-Decay-Sustain-Release (ADSR) envelope shaper.

This unit incorporates a low cost voltage controlled amplifier, so that any existing VCA (which would otherwise have been required) can be used elsewhere. Fig. 1 shows the block diagram.

At short attack and decay times, percussive sounds can be generated on closing S1. At longer attack times a sort of touch sensitive playing technique can be acquired when keyboard triggered. At maximum settings of attack, decay and release the cycle will take several seconds to complete, thus producing incredible sound effects with imaginative inputs. Realistic envelopes for a wide range of conventional musical instruments can also be synthesised.

ATTACK PERIOD

Referring to Fig. 2, closing the switch contacts S1 causes the inverter output IC1a to fall sharply; this isolates the release pot VR4 via IC2d, and because of the differentiating action, of C1 and R3, drives a momentary negative going spike to IC1b. This sets the bistable formed by cross-strapped NAND gates IC1b IC1c, and turns on IC2a. Providing the contacts S1 remain closed, IC2c is also on, and a charging path is established for C2 via VR1 (the attack time). The rising voltage across C2, after buffering by the voltage follower IC4, is applied to one of the comparator inputs of IC3. The limit to which this voltage can rise is fixed by the divider R6, R7 which holds the positive reference at half the supply voltage.

DECAY PERIOD

At the instant when C2 voltage reaches half of V_{cc} , the comparator switches over and drives the output towards ground. This resets the bistable and:

- (i) turns IC2a off which breaks the charging circuit.
- (ii) turns IC2b on which starts the decay action.

Capacitor C2 now discharges at a rate, set by VR2 (decay time) down to a voltage determined by VR3 (sustain level).

SUSTAIN PERIOD

A stable condition now exists, during which C2 voltage remains fixed at the sustain level for as long as S1 contacts remain closed.

RELEASE PERIOD

When S1 contacts are released, the inverter output goes high, turning on IC2d which then discharges C2 from its sustain level down to a minimum set by R5. The rate of discharge is controlled by VR4 (the release time).

ANTI-LOCK UP

At first, IC2c may appear superfluous, but if not included a "circuit jam" could occur under the following conditions: If S1 contacts are released before C2 has charged up to the comparator threshold voltage, potential division at some settings or VR1 and VR4 would occur because IC2a and IC2d would both be on simultaneously. IC2c ensures this cannot happen by isolating the two potentiometers on premature key release.

SUPPLY MODIFICATIONS

The release potentiometer is returned to the junction of R5 and VR3 which lies at 2V positive rather than ground, because of the reluctance of IC4 output to sink lower than 2V on single supply operation. This technique eliminates the

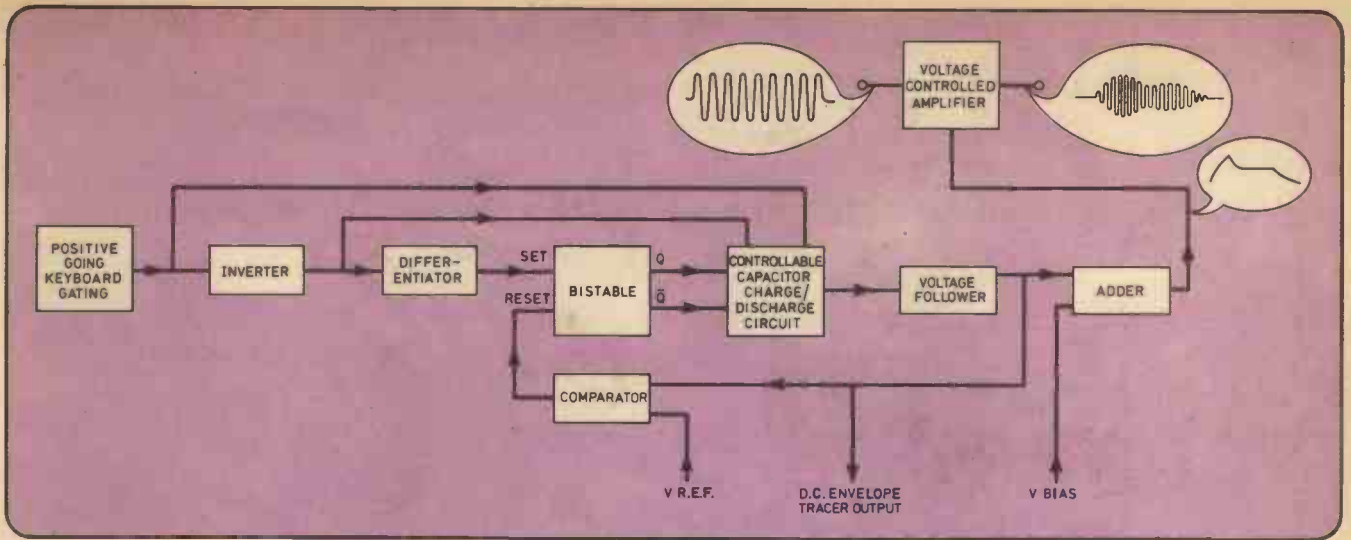


Fig. 1. Block diagram

time delay IC4 would introduce while C2 was charging to 2V.

For installation into synthesisers with a dual balanced power supply the lock-up protection is not necessary, and with the added advantage of an extended tracer voltage starting from 0V instead of 2V, the following modifications are given:

Leave the circuit as shown connected between the 0V line and the positive line, but

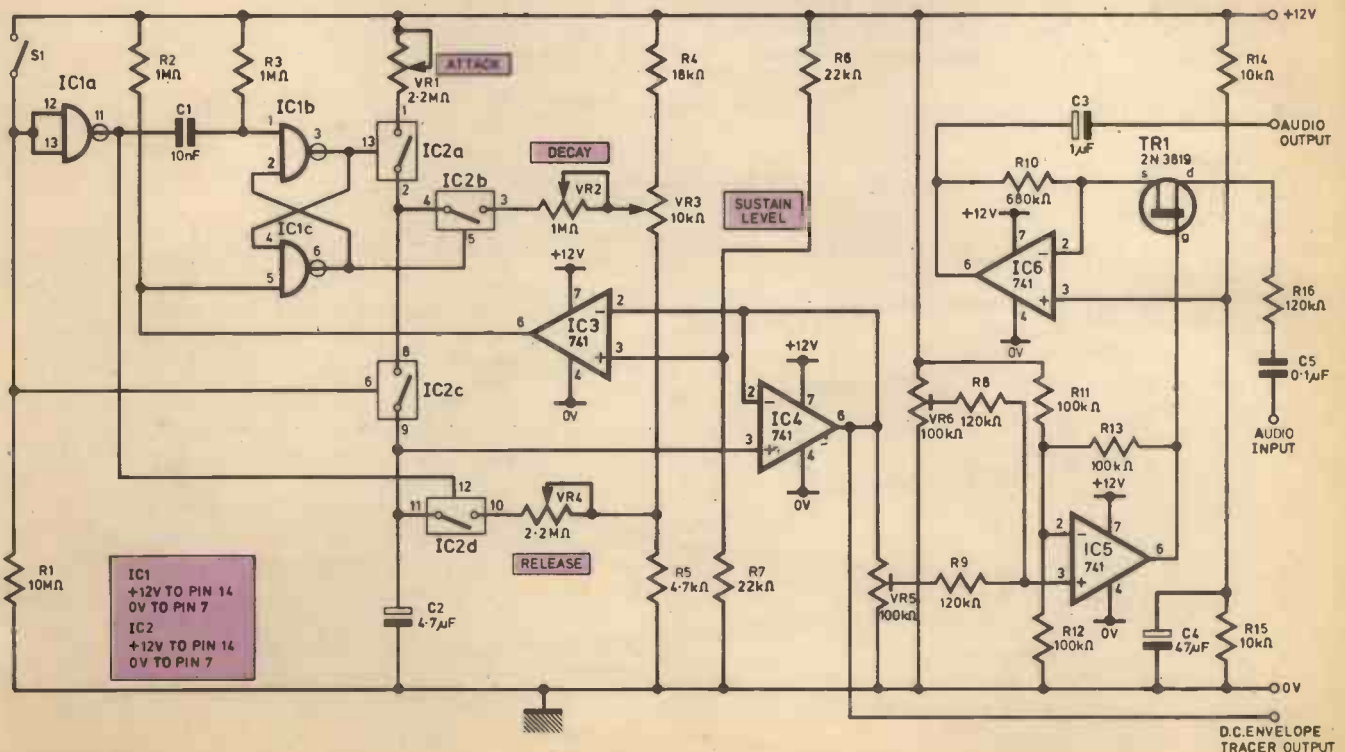
- (a) replace R5 with shorting link
- (b) change R4 to 10k Ω
- (c) connect pin 4 of IC4 to the *negative* line.

This allows IC4 to act as a true voltage follower sinking to within a millivolt or so of the voltage across C2, which would have a minimum value of 0V.

VOLTAGE CONTROLLED AMPLIFIER

The ADSR envelope voltage is available at the output of IC4. One output is used directly as a d.c. envelope tracer, Fig. 4, the other output is amplitude controlled by preset VR5 and after passing through the non-inverting summing amplifier IC5, is applied to the gate of the junction FET (TR1). IC6 is a class A amplifier used in the inverting mode. The FET in conjunction with R16 form the "input resistance" and R10 the feedback resistance. As the envelope voltage varies, the effective resistance of the FET varies and consequently the amplifier gain. Unfortunately, the gate parameters of junction FETs are notoriously unpredictable both in their control ratio and their voltage "bandwidth". Both of these variables can be compensated for by the following:

Fig. 2. Circuit diagram of the envelope shaper



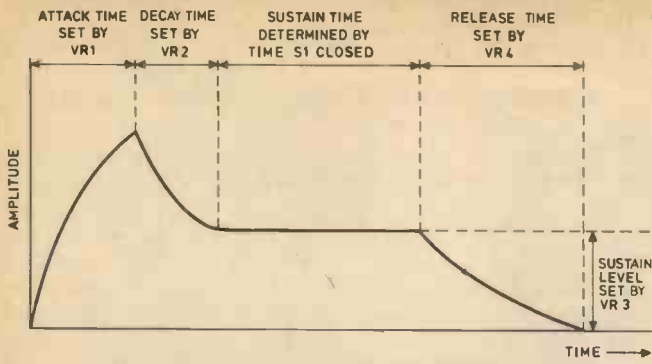


Fig. 3. VCA output amplitude against time

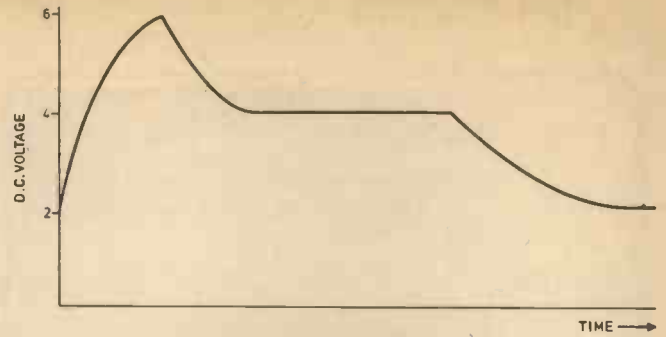


Fig. 4. Envelope tracer output

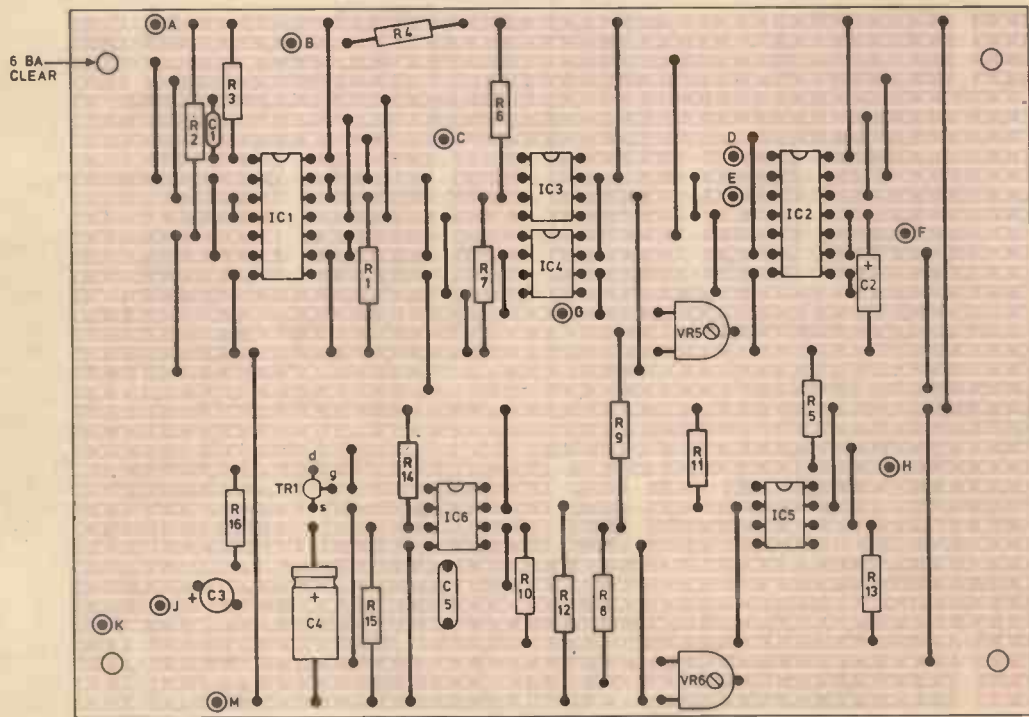
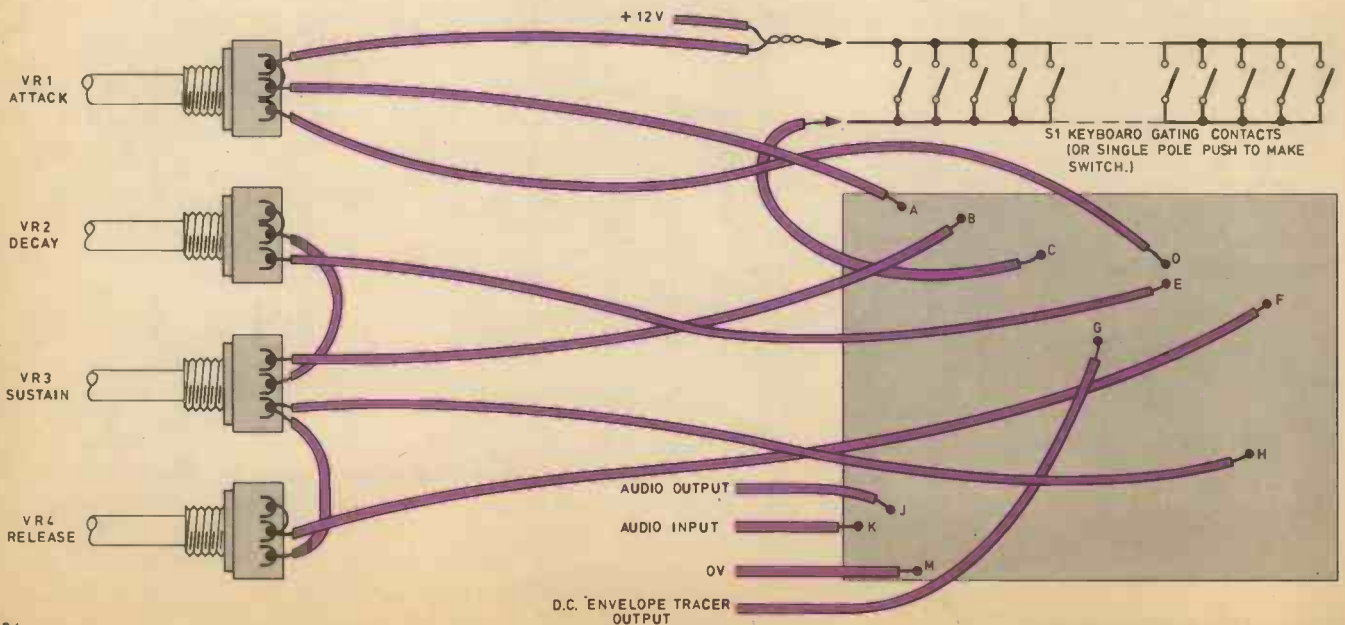


Fig. 5. Stripboard layout

Fig. 6. Interwiring diagram



COMPONENTS . . .

Resistors

R1	10M Ω
R2, R3	1M Ω (2 off)
R4	18k Ω
R5	4.7k Ω
R6, R7	22k Ω (2 off)
R8, R9, R16	120k Ω (3 off)
R10	680k Ω
R11, R12, R13	100k Ω (3 off)
R14, R15	10k Ω (2 off)

Capacitors

C1	0.01 μ F mylar
C2	4.7 μ F/25V Electrolytic
C3	1 μ F/25V Electrolytic
C4	47 μ F/25V Electrolytic
C5	0.1 μ F Polyester

Potentiometers

VR1, VR4	2.2M Ω lin. (2 off)
VR2	1M Ω lin.
VR3	10k Ω log.
VR5, VR6	100k Ω lin. horizontal preset (2 off)

Semiconductors

IC1	74C00 (CMOS) Quad 2 input Nands
IC2	4016 (CMOS) Quad Bilateral switches
IC3, IC4, IC5, IC6	741 Operational amplifiers (4 off)
TR1	2N3819 or similar

Miscellaneous

- 0.1 in matrix Veroboard 36 strips x 50 holes
- Veropins or component wire offcuts
- Strip of 28 soldercon pins
- 4 potentiometer knobs
- S1 s.p. push-to-make switch (if required)



(a) VR5 which adjusts the output swing of IC5 and hence the FET gate swing.

(b) VR6 applies some d.c. to the adder IC5, and hence controls the operating region of the swing.

Both these controls can be adjusted to suit any particular FET.

The maximum gain of the VCA can be set by the feedback resistor R10 since gain is approximately:

$$\frac{R10}{R16}$$

Although 680k Ω is used in the prototype (for a maximum gain of 15dB) the value can be altered to individual requirements, for the purposes of level setting. This VCA can be built as a separate module for other synthesiser applications (i.e. tremolo, if driven by a slow speed oscillator). It is very cheap to construct and effective in use; circuit layout is not critical.

CONSTRUCTION

Construction is straightforward using the component layout Fig. 5. The 741 i.c.s can be directly soldered, but the two CMOS i.c.s should be fitted last to avoid static damage.



Soldercon pins are recommended for these, rather than direct soldering. The junction FET TR1 is susceptible to damage by overheating, so swift soldering is advised. Potentiometer connections are given in Fig. 6.

A case was considered unnecessary as the potentiometer would be remotely mounted on a synthesiser front panel and the module fixed elsewhere within the system. Screened wire should be used to connect the input and output if leads over a couple of inches prove necessary on installation. The switch, S1, can be a single pole push-to-make of a paralleled keyboard contact bus. Alternatively some form of automatic switching could be devised for repetitive uses, such as a slow speed astable.

SETTING UP

Apply an audio waveform to the input and connect the output to an audio amplifier. Set VR1 and VR3 to maximum and VR2 and VR4 to minimum. Adjust VR6 until audio is just heard when S1 contacts are open and back off very slightly. Adjust VR5 to give a smooth attack from zero to maximum volume when S1 is closed. This trimming procedure should be repeated a few times to get the best results.

When set up, envelopes similar to Figs. 3 and 4 should be obtained depending on control settings. ★

Strictly

Instrumental

by K. Lenton-Smith

Mention of Signetics' TDA 1008 in the September issue seems to have been the signal for a number of letters from readers asking for assistance. Incidentally, this device is available from franchised Signetics distributors: Gothic Electronic Components, PO Box 301, Beacon House, 8 Hampton Street, at Birmingham B19 3JU is one firm that can supply the i.c. at the prices mentioned in September's edition. In case of price changes before we publish, prospective purchasers should ring Gothic on 021-236 5060.

PEDAL CLAVIER

I have been asked if the TDA 1008 would be suitable for a pedalboard, which I assume is to be used by an organist reader who practices at home on a piano. Most separate pedal units use a single RC oscillator, so that the clavier is monophonic. This point is of no consequence to the average light organist, of course, but the serious performer sometimes needs to play more than one pedal at a time.

In this respect, the TDA 1008 will provide polyphony, but rather expensively: the point here is that a full set of 12 divider/keyers must be used, plus a top octave synthesiser, to provide even one octave of frequencies. The TDA 1008 is provided with five keying inputs, so that the 12 devices will service a five octave manual. Thus, half of the keying inputs will not be employed if this generator system is used with a 30 or 32 note pedal clavier.

Despite this wastage, the flexibility of the envelope control afforded by this device would still make it a good choice. Alternatively, a top octave synthesiser might be followed by strings of 7493 TTL 4-bit binary counters—along the lines of the P.E. 'Joanna'—to provide the required pitches. Though perhaps a cheaper method yet still polyphonic, keying would be more complex and probably need to be based on diodes.

Even for home practice use, the output stage should be rated at 10W at least, as the signal will often be a sustained sine wave after it has been through stop filters.

STOP SWITCHING

Another reader is building a very comprehensive organ with three manuals, 30 note pedal and 50 stop tabs. His dealer had designed the circuitry but, when asked if thumb pistons could be incorporated, gave his opinion that relay switching would give rise to considerable noise. As the aim is to

simulate a cathedral organ faithfully, even to double touch, such switching interference would be intolerable.

There seem to be two possible avenues to explore here. The first would be inexpensive reed switches, using a mechanical system. A number of small permanent magnets could be attached to an extension rod behind the thumb piston, each with its associated reed switch nearby. Operating the thumb piston would thus close all the reed switches simultaneously. Apart from cost saving, no additional power supply would be required and there should be no noise problem because the contacts keep clean in their hermetically-sealed glass tubes. The magnet should approach the switch at a point which is off-centre for the most positive result. Reed switches can be operated by placing them in the centre of a coil wound with, say, 40 gauge enamelled copper wire and of a suitable length to match the glass tube. Whilst this does not require a heavy current, returning to electro-magnetic methods might reintroduce switching noise.

The other approach would be to use some form of electronic switch. Many types of switching are satisfactory only for square wave signals—distorting other signals—and, as stop switches often carry complex wave signals, the choice here is critical. Devices which could be useful in this respect are Mullard's TDA 1028 and 1029: both are op. amps connected as impedance converters.

TDA 1028 is a quad op. amp., each section having two switchable inputs, whilst TDA 1029 is a dual op. amp each with four switchable inputs. Both i.c.s. are of the 16-pin d.i.l. type with input currents independent of switch positions and outputs short-circuit protected. Mullard have designed these devices for switching from stereo to quadraphony, or four-channel signal sources. Both require a single supply of +6V to +23V and cost £3.00 at the 1-24 rate.

In both cases, eight signal inputs can be accepted, but switching is ganged electronically so that several devices might be required for combination switching: earthing out a given pin alters the mode. The basic switching for each device is relatively easy to visualise in principle, but I would suggest close study of the relative data sheet to see how either device might be used with the reader's particular project.

OPTO IDEAS

Light dependent resistors have never been as inexpensive as one could wish, whilst there is always the bother of fitting both the light emitting diode and the light dependent resistor into a light-tight box. Such a combination is often used in electronic music for "chopping", tremulant or for swell control.

The BX504 Opto Isolator is a four lead encapsulated device, looking similar to a small bridge rectifier. It contains both i.e.d. and photocell and is well worth the 25p asked by Progressive Radio of Liverpool (whose advertisements appear in this magazine). Polarity of the pins is indicated on top of the device and it should be noted that the cell is sensitive in this respect.

Another component oddity is the light activated thyristor—available from Proops Brothers of Tottenham Court Road. Supplied on a small printed circuit board with its associated gate to cathode resistor, the G.E. L9F will switch 1.6A r.m.s. at up to 50V by means of a pulse of light. The device costs 50p and might be used to switch in a rhythm unit by means of a keying pulse applied to a lamp. This "latching relay" will require a manual switch off, however, as is normal with thyristors and d.c. supplies.

8' PEDAL

The owner of a Hammond M-100—surely one of the best of Hammonds small organs, but sadly now out of production—recently remarked that it would be nice to have the choice of either 8' or 16' pedal, as on the Hammond T series.

The M series organs used tone wheels throughout, the pedal generators employing a very strange shaped disc to provide a complex tone. Against this, the T series use bistable divider stages fed from other parts of the organ, so there is no problem in supplying two pitches for the pedal.

However, by applying full-wave rectification to a 16' signal it should be possible to provide 8' pitch. With power supply units for example, the secondary winding of the mains transformer supplies a.c. at 50Hz, full wave rectification converting this to 100Hz to make it easier to smooth. I have in mind using an op. amp. with single supply and some form of output level adjustment so that both 8' and 16' signals are matched. As yet, this scheme has to be tried and tested but I will report on the outcome in due course as there may be other readers with M series organs and 'T' leanings.

GIVE THEM THE BIRD

In the late autumn, flocks of migrating starlings often use the same rallying points year after year and become a complete nuisance owing to the noise and mess they create.

Some humans are driven to distraction by pop: on this basis I would suggest that British Rail considers using cascaded frequency doubling techniques to beam supersonic versions of the worst of the Top Twenty at high power levels across the station roof. It should frighten the life out of the birds!



FRANK W. HYDE

PROPOSED VERY LARGE RADIO TELESCOPE BY INDIA

A large radio telescope which would be built by international co-operation between India and the developing nations, was described by Prof. Menon at the conference of the European Physical Society. Prof. Menon is adviser on electronics to the Indian government. He was formerly head of the Tata Institute of Fundamental Research in Bombay and well known for his activity in the advancement of Science in India.

The new telescope is based on a proposal put forward some two years ago by a distinguished radio astronomer Prof. G. Swarup who returned to India after a long period of research in the United States. He was responsible for the large telescope built in Ootacamund in South India.

The new telescope will be nearly four times the length of the Ootacamund installation. It is proposed that its activities will be centred on the use of the Lunar Occultation method of study. Data is obtained by this method when the Moon passes between the telescope and the source. This provides a means of detailed study of hundreds of radio galaxies within the range of the telescope. It will be possible to study the fine structure of the radio emission.

FINE RESOLUTION

Under these conditions the resolution could range between 0.1 and 1 second of arc at metre and decimetre wavelengths. Though it is in fact possible to obtain resolutions of this order in long baseline interferometers these are only really effective at frequencies of one centimetre or less. With the addition of this new telescope it would be possible to obtain corroborative data of great value.

The new Radio Telescope will be a parabolic cylinder two km in length and 50m wide. It is to be built on the equator, making maximum use of the rotation of the Earth in order to increase the area from which to collect data. This poses the problem of its place of erection. Three areas only qualify: Africa, Indonesia and South America.

The cost of the telescope is estimated to be about eight million dollars with a further two million dollars for equipment. This is a small cost compared with the benefits to be obtained not only in technical and scientific knowledge but also in the expertise afforded the developing countries that are associated with the venture.

Profs. Menon and Swarup have already visited Tanzania, Nigeria and Kenya to enlist support. They are of the opinion that the telescope could be started in about a year and that it could be ready for operation in four years. The next step after this would be to add a 14km by 8km interferometer which could be ready two years later.

MARS AND LIFE

It is now two years since the Viking missions to Mars began their active search for life on the planet. During the intensive research over those years there have arisen two schools of thought as to the presence of life; one that contends that the apparent life is in fact the result of inorganic chemical processes, the other postulates that the biological explanation was the most likely. It does now seem that the leaning is toward the biological explanation although it would seem that a final decision needs another Mars visit.

That the biological life was taken to Mars by the mission is ruled out because of the report by the Committee on Planetary Biology and Chemical Evolution. The report says that the possibility of the effects of the oxidants and ultra violet radiation together with absence of organic compounds on Mars suggests that microbial life could not be supported. This is based on the examined strata. It is also pointed out that the majority of any micro-organisms would not have survived the journey to Mars.

SPACE DEBRIS

The number of satellites and other vehicles in local space continues to increase. While some will stay intact for periods varying from a few years to several million years it is inevitable that before long a collision will occur. This situation has been highlighted by D. Kessler and B. Cour-Palais from the Johnson Space Centre. They expect the first major collision to occur during the next 10-20 years. This would produce a band of small fragments all round the Earth in 50 years. At the present time there are more bodies heavier than a gramme than there are natural meteorites in a band 100 kilometres above the Earth. If this situation continues it will mean the zoning of Earth Space to avoid collisions and maintain effective communication.

There would appear to be the need for imposing a definite limit to the life and condition of bodies sent into space. It would of course be possible to do this by controlled re-entry or perhaps better still to gather up sufficient "dead" units and send them toward the Sun. One could of course consider a special vehicle as a space refuse collector. However it is a matter now to be seriously considered before the increasing number of launchings take the problem to alarming proportions.

NOBEL PRIZE

A Nobel prize has gone to Arno Penzias and Robert Wilson for the discovery of the cosmic microwave background. It seems a pity that Dicke, Roll, Peebles and Wilkinson were not included since they in fact were the original discoverers. It is true that when Penzias and Wilson first heard the background hiss they could not understand its origin nor had they known of work of Dicke and his team, though they were near neighbours in their respective laboratories.

FOUR HUNDRED MILLION YEARS AGO

Four hundred million years ago the Moon was nearer to the Earth. This has been determined from the growth ridges on the shell of fossil cuttle fish. Now the length of the lunar month known to vary, and indeed a figure is given for this by astronomers. It can be shown that during the past few thousand years the Moon has been receding from the Earth at the rate of 5.8cm a year.

The changes in the ridges of the cuttle fish shell suggest that a greater variation of up to 17 times that figure was the norm 400 million years ago. It is also the case that this could have varied by a factor of three. It has been generally accepted by astronomy and other disciplines that evolution tended to be more rapid when the Moon was closer to the Earth, since the tidal forces were greater. This implies that the Moon was closest to the Earth about a billion years ago.

Lunar geology makes it virtually impossible for the Moon to have been closer at that time. Thus the orbit must have been slower, at a time of 400 million years ago. This has been set out in a paper by Peter Khan and Stephen Pompea of Colorado State University in a letter to *Nature*.

SHUTTLE ENGINE

The recent tests of the Shuttle Main Engine (SSME) have now made it possible to give a firm date for the first test launch of the shuttle. This is now 28 September 1979. The Space Shuttle is launched by a combination of two solid fuel boosters and three liquid hydrogen/liquid oxygen main engines. The boosters fall away after two minutes and descend by parachute for recovery. The main engines carry the vehicle into orbit but just before it reaches orbit the main fuel tank is jet-tisoned to fall into the Indian Ocean.

PE MICROPRINTER

Part 1

MARK SIMON

**40 COLUMN,
5 × 7 DOT MATRIX,
ELECTROSENSITIVE
FOIL PRINTER.**

The software enables the printer to print out the contents of your microcomputer memory in one of two ways. Firstly, if the memory contains text (for example a program listing in mnemonic form), and the stored characters are in ASCII code, then the locations will be read sequentially and printed directly.

If, however, it is required to perform a memory dump, that is to print the actual hexadecimal contents of memory locations, then the software will convert the contents of the memory into their corresponding ASCII code and then print them. The relevant memory address will be placed at the start of each line. The front cover picture gives examples of both modes.

Part 1 will look at the printer itself and then give an overall view of the printer system. Following parts will describe the operation and construction of the interface, the -24V power supply, general mechanical construction, and the software and system testing.


THE PRINTER

The printer produces characters based on a 7 × 5 dot matrix. The printing head is comprised of a vertical column of seven electrodes, which when pulsed cause dots to be etched onto the metallized paper. The paper is basically black, but is covered by a very thin layer of aluminium, and the pulsing of the electrodes melts the aluminium allowing the black paper to show through as a dot (see Fig. 1.1).

By pulsing various combinations of the seven electrodes as they horizontally traverse the paper, characters can be formed (see Fig. 1.2).

To maintain even spacing between the columns of dots, the electronics controlling the pulsing of the electrodes must be synchronized to the movement of the printing head. This is realised by using a gear wheel, driven by the printer motor, to induce a sinusoidal wave in a pick up coil (see Fig. 1.3). Obviously any variation in the speed of the head will be "paced" by the generated waveform.

A short time after the head has started to move, a reed switch on the printer closes. This indicates when the head is in a position to accept printing pulses. The switch opens again just before the head finishes its horizontal traverse.



SINCE the microprocessor has made home computing a reality a lot of effort has gone into creating cheaper peripherals. The household television can be transformed into a visual display unit (VDU), and inexpensive bulk storage can be realized by use of a cassette tape recorder. Unfortunately no readily available hard copy device exists in most households, which can be adapted, and yet there is a definite need for some way of permanently recording text and programs.

Commercially available printers and printer systems are usually very expensive, but a recent arrival on the printer scene is the aluminium foil printer, which costs significantly less, especially if bought *without* its associated electronics.

This series of articles will describe the electronics and software required to turn this stand-alone printer into a microcomputer compatible printing system.

The system will accept ASCII code (American Standard Code for Information Interchange), and will be capable of printing 64 different characters and symbols at a rate of around 100 characters per second. The printer can print 40 columns (i.e. 40 characters per line) onto a special metallized paper, one roll of which should be good for around 6,800 lines.

The components to build the -24V power supply and interface come to around £35, and the print-head mechanism is a further £55. Whilst this is a considerable sum for a hobbyist's project, it is still cheap compared to commercially available hard copy systems of similar capability.

The project itself is very interesting as it involves using the constructor's own microcomputer system to run software that will control the interface electronics. The electronics in turn control the action of the electromechanical/thermal printer. In short it's got a bit of everything!

This reed switch is energised by a fixed magnet whose effect on the reed is normally inhibited by a shield plate. When the printer is in a position to print, a cam pushes the shield plate aside leaving the magnet free to switch the reed. Fig. 1.4 shows the printer sequence.

The source of mechanical movement in the printer is a 24V d.c. motor; this drives the magnetic pickup tooth-wheel and a mangle gear via reduction gearing. The mangle gear drives the print head using a wire system. The cam to actuate the reed shield plate is incorporated onto the same shaft. To enable the printer to produce characters, the printer's elements must be used in the following way:

The motor must be switched on and off at the correct times, to traverse the print head and to operate the reed.

The reed switch closing must enable printing. The opening of the switch is used to switch the motor off.

The pickup coil waveform must be used to synchronize the pulsing of the electrodes.

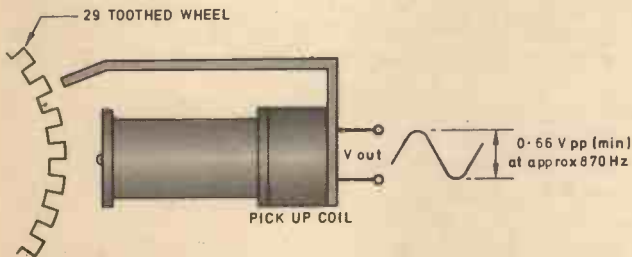
The electrodes must be pulsed in the correct combinations at the right time to produce characters.

THE PRINTER SYSTEM

Fig. 1.5 shows a block diagram of the major parts of the system and their interconnecting signals.

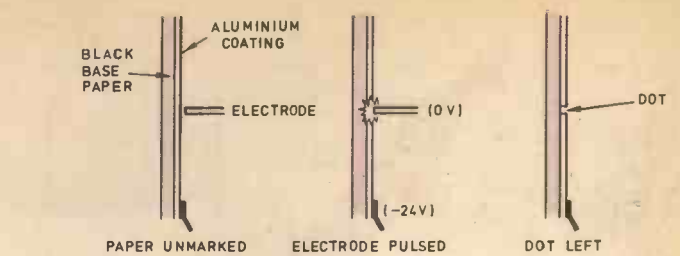

The microcomputer system presents 6 bits of ASCII code (which is sufficient to encompass the characters we are concerned with) to the interface along with the print command (PC) signal to initiate the printing of a line. The DATA REQ signal from the interface informs the microcomputer system when the printer is ready for another character.

The action of the microcomputer system is (a), to initiate printing (PC active), then (b), to sequentially present the required characters to the interface when requested to do so,



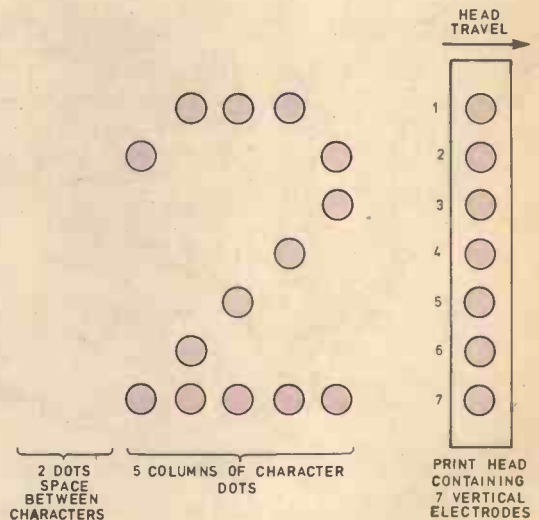
EG 11

Fig. 1.3. A toothed wheel completes the permanent magnet's flux circuit. Teeth produce flux pulses; flux pulses produce e.m.f. pulses



EG 13

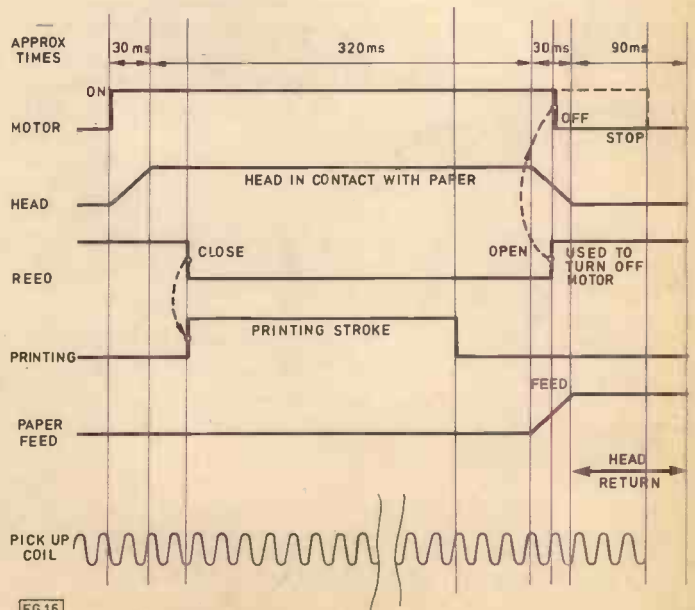
Fig. 1.1. The point contacts formed by the print-head electrodes cause concentrated points of heat which vapourise the metal film



EG 12

Fig. 1.2. The character generator ROM remembers the electrode pulsing sequence for each character called up

Fig. 1.4. Printer sequence. A reed switch, operated by a permanent magnet, provides feedback for the sequence control



EG 16

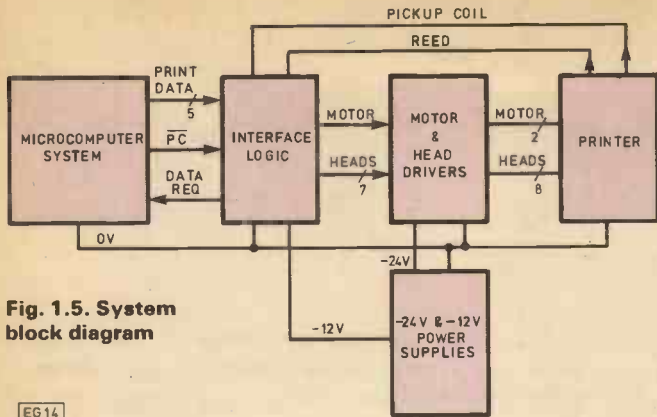


Fig. 1.5. System block diagram

until a line has been printed.

The interface has to convert the ASCII character codes into the 7 x 5 matrix previously mentioned and drive the electrodes in the correct combinations to produce characters. This operation must be synchronised to the movement of the printing head. This is done using the pickup coil waveform.

The printer system requires +5V, -24V, -12V and 0V supply rails. But as CMOS logic is used and the 5V current requirement is low (typically 70mA) this can be obtained from the microcomputer's 5V supply. The -24V supply is used to drive the printer motor and the electrodes (via drive circuits on the interface) and is required to supply an average current of about 200mA. The -12V supply is required as a "V_{gg}" supply rail by the printer's MOS character generator chip. A Zener diode will be sufficient for this requirement.

CHARACTER GENERATOR

The function of the interface is to receive ASCII data from the microcomputer and convert it to 5 x 7 matrix pulses capable of driving the printer electrodes. It must also take care of the timing and synchronisation of this operation.

The heart of the interface is the character generator chip, the 3257. The following, along with Fig. 1.6 and Fig. 1.7, describe its operation.

Within, the character generator chip is a 2240 bit read only memory organised as 64 character "cells", each having five columns of 7 bits. The ASCII code presented to the inputs A0 to A5 will select the character "cell". The clock pulses entering the divide by 7 counter sequentially select the five columns of the character "cell", then outputs them from pins O1 to O7. It is useful to note at this stage that outputs O1 to O7 remain inactive (high) unless chip enable (CE) input is active (high).

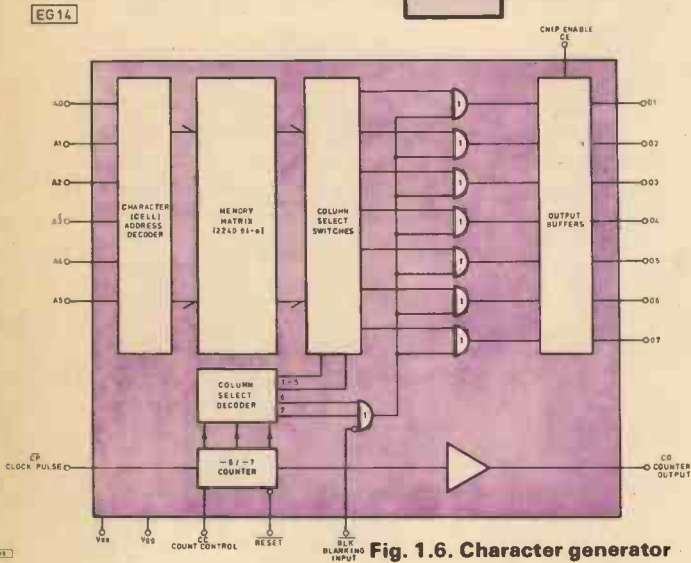


Fig. 1.6. Character generator

Fig. 1.8. ASCII characters available (Fairchild)





Fig. 1.7. This diagram shows how the seven drive lines are pulsed, for a sample group of characters (Fairchild)



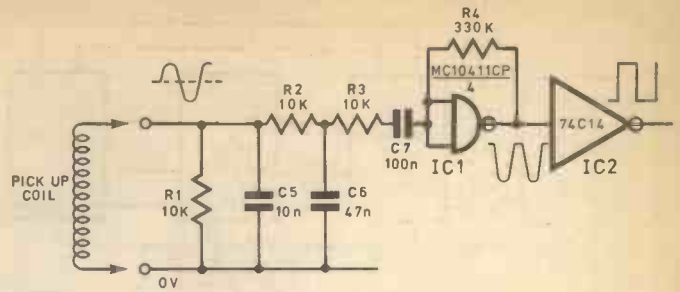
After the five columns have been clocked out and the character has been printed, output O1 to O7 all go high (inactive) for two further clock pulses. This is to give space between characters. It is during that time that the counter out (CO) output goes active (high) indicating that the character generator chip is ready to receive the next ASCII character from the microcomputer. The characters available and their configuration are shown in Fig. 1.8.

CLOCK CIRCUIT

Before we see how the rest of the interface is built around the character generator chip, it is worth looking at the clock circuit separately.

When the motor is running the gearwheel and pickup coil generate a sine wave of around 1V peak to peak. The pickup coil/clock circuit (Fig. 1.9) filters this waveform and then amplifies it using a CMOS NAND gate with feed-back. A CMOS Schmitt trigger (MM74C14) converts the amplifier output to a clean rectangular wave.

As the period of this waveform is obviously dependent



EG 18

Fig. 1.9. Clock generator (amplifier) circuit

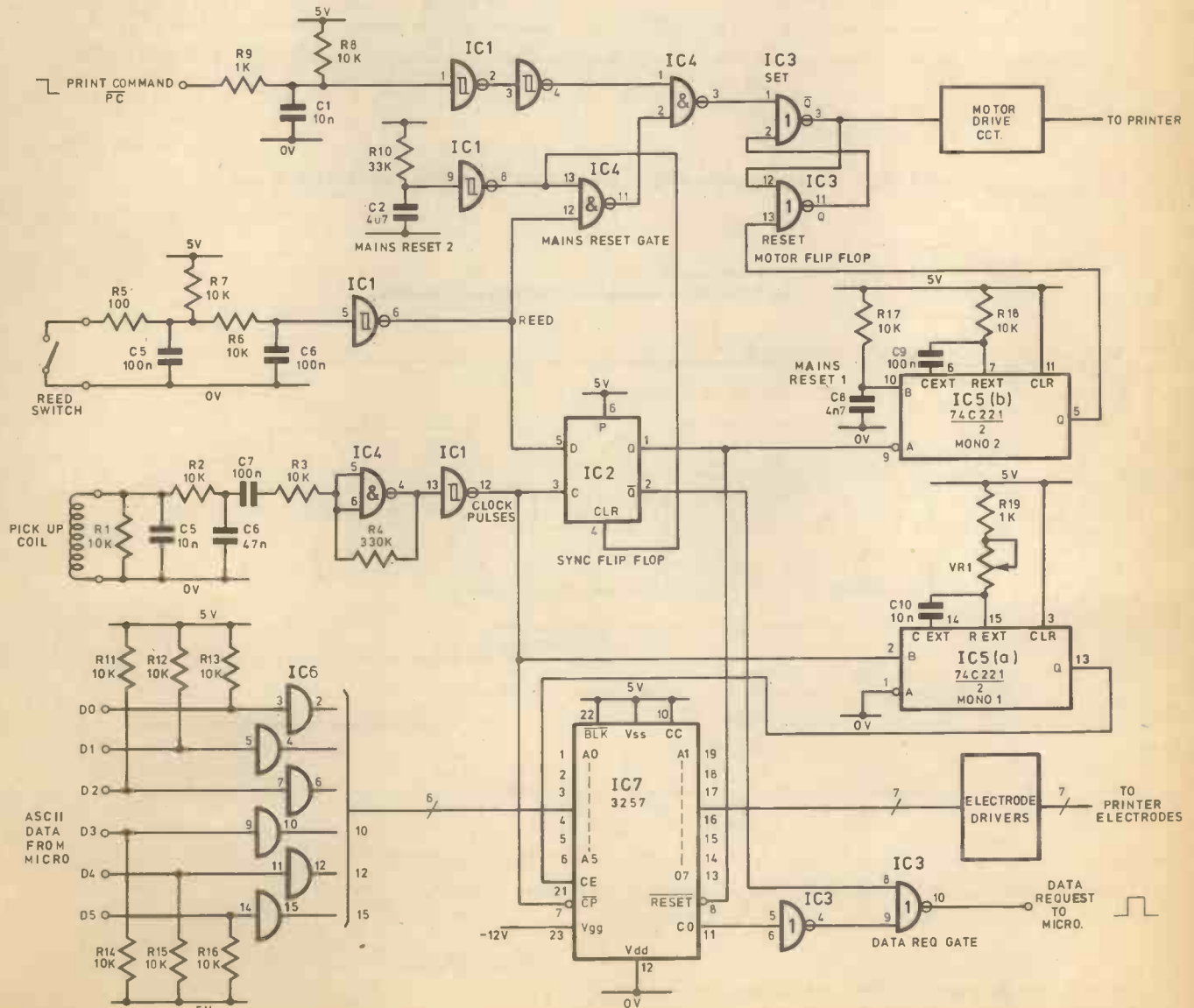
upon the operation of the printer, it is used to clock the interface circuit and thus synchronize its operation with the printer.

INTERFACE

The rest of the interface circuitry operates as follows:

The computer activates PRINT COMMAND (PC). This sets the motor flip flop (see Figs. 1.10, 1.11, 1.12), the motor starts, the print head traverses and the pickup coil generates

Fig. 1.10. Interface circuit diagram



EG 21

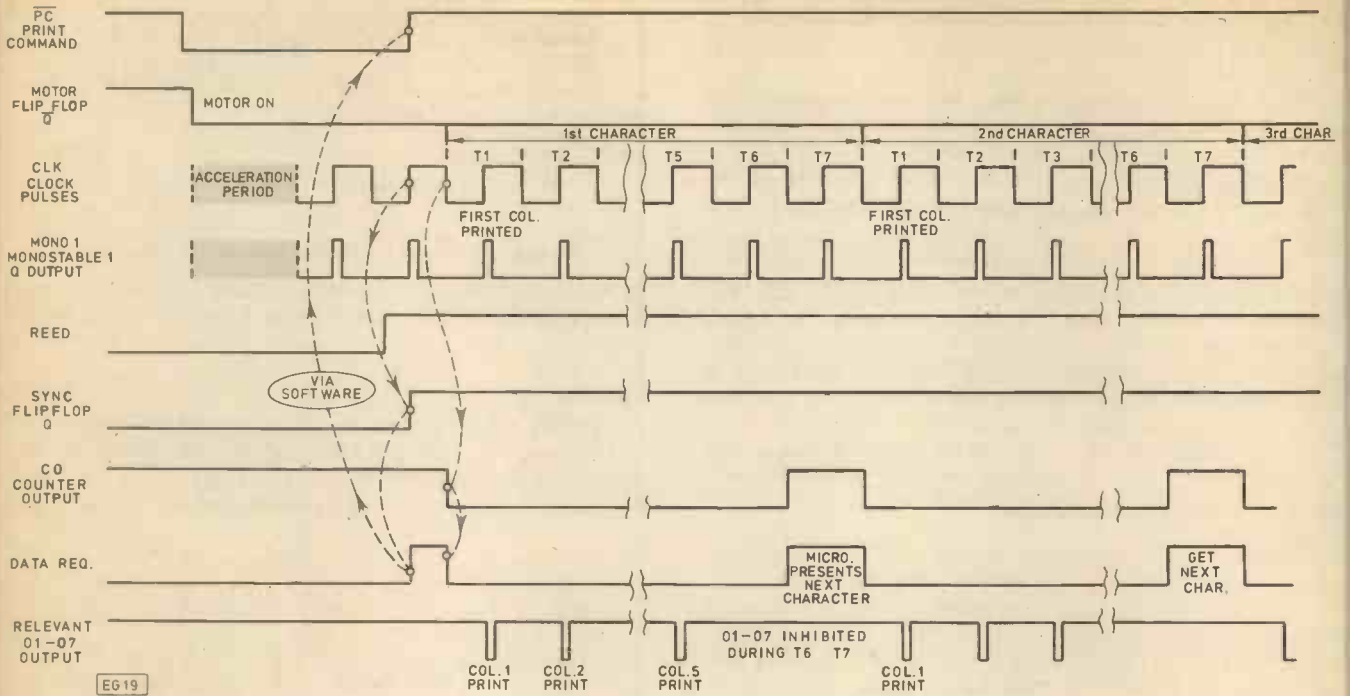
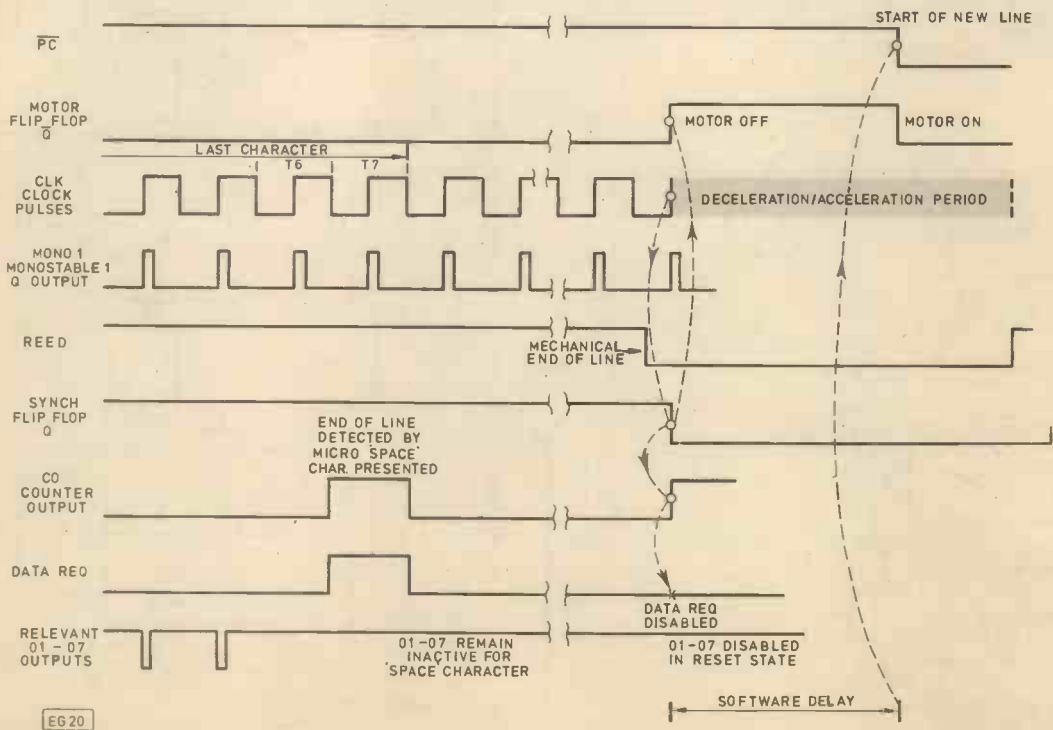


Fig. 1.11. Print sequence starting up waveforms for various points in the circuit

Fig. 1.12. Print sequence finishing waveforms



the sine wave which is converted to clock pulses.

When the print head is in a position to print, the reed closes. The resulting change of level is presented to the SYNC flip flop and clocked through on the next clock pulse.

SYNC FFQ going to 1 frees the character generator chip from its reset state.

SYNC FFQ going low enables the data request gate, which requests data from the microcomputer, allowing the software to deactivate print command (PC).

The microcomputer presents the ASCII character to the character generator chip inputs via the non-inverting CMOS buffers.

The character generating chip sequentially outputs the five matrix columns to the electrode drivers over the next five clock pulses.

During the sixth and seventh time periods, the character generator chip's outputs O1-O7 remain inactive (high) to allow intercharacter spacing to occur.

For the duration of the seventh clock period the character generator counter output (CO) goes high. As the "Data Request" gate is enabled its output also goes high. Signalling to the microcomputer that the interface is ready for another character.

At the end of the seventh period, the character generator's internal divide by seven counter returns to its original state. It is now ready for the next character which the computer will have already presented to the interface.

The next seven clock pulses will clock out this character plus two spaces. DATA REQ will cause another character to be presented; this will also be printed and so on until the end of the line.

As soon as the software decides that the last character of a line has been printed, the computer outputs an ASCII

COMPONENTS . . .

Resistors

R1-R3, R6-R8,	10k (29 off)
R11-R18, R34-R47, R55	330k
R4	100R
R5	1k (3 off)
R9, R19, R58	33k
R10	4k7 (7 off)
R20-R26	2k0 (7 off)
R27-R33	470R (7 off)
R48-R54	2k7 (2 off)
R56, R57	2k2
R59	330R
R60	
All $\frac{1}{4}$ W 5%	

Capacitors

C1, C10	10n polyester (2 off)
C2, C8	4 μ 7/16V tant (2 off)
C3, C4, C13-C15	100n disc ceramic (5 off)
C5	10n disc ceramic
C6	47n polyester
C7, C9	100n polyester (2 off)
C11, C18	10 μ /63V electrolytic (2 off)
C12, C19	470 μ /16V electrolytic (2 off)
C16	1 μ /63V polyester
C17	4700 μ /63V electrolytic

Diodes

D1-D4	ZS174 (4 off)
D5	13V 400mW Zener
D6	11V 400mW Zener
D7	1N472A 12V Zener

Transistors

TR1-TR7, TR15	BC212 (8 off)
TR8-TR14	BD189 (7 off)
TR16	2N3053
TR17	2N4037
TR18	TIP42

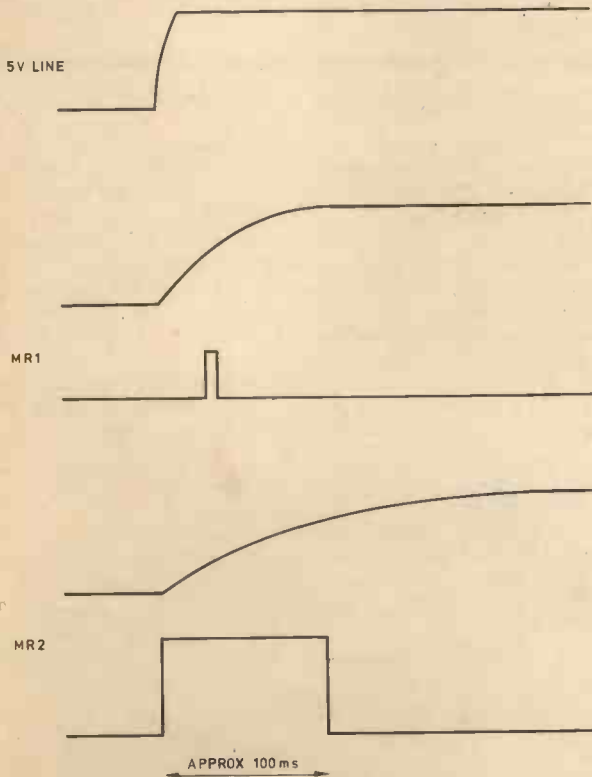
Integrated Circuits

IC1	MM74C14N
IC2	MC14013CP
IC3	MC14001CP
IC4	MC14011CP*
IC5	MM74C221N
IC6	MC14050BCP
IC7	3257ADC Character Generator (Fairchild)

*Must not be a B series (buffered O/P) device

Miscellaneous

- 14 pin d.i.l. socket (4 off)
- 16 pin d.i.l. socket (4 off)
- 24 pin d.i.l. socket (1 off)
- Panel mounting mains fuse holder (1 off)
- Mains d.p.s.t. switch (S1)
- 2-pole 3-way switch
- Mains neon indicator
- Stripboard 95 x 228mm, and 63 x 63mm (1 off each)
- Mains cable grommet (1 off)
- 240V transformer with 0-25V sec (4VA min)
- Printer: Matsushita type 245/L/40 (Datac Ltd)
- Box of electrosensitive paper (4 rolls)
- Clamp for C17 (35mm)
- 15-way plug (free) and socket (chassis mounting), capable of at least 2 amps



EG 17

Fig. 1.13. Mains reset waveforms

"space", character. When decoded by the character generator chip this does not cause any electrode action. The system remains in this mode outputting spaces until the switching of the REED signifies the "mechanical" end of the line. When this transition is clocked through the SYNC flip flop, the motor flip flop is reset via Mono-2. The character generator chip is held in the reset state by SYNC FFQ and the "Data Req" gate is inhibited.

If another line has yet to be printed, the software allows the printer to settle, then reactivates print command and the process is repeated.

MAINS RESETS

At switch-on the motor flip flop is required to be in the reset position so that the motor does not continually run. This is realised by the RC combination charging up at the positive transition input of Mono-2. When the voltage on the B input goes over the threshold, a reset pulse will be sent to the motor flip flop.

However, if for some reason the print head was in the middle of its traverse when power was switched on, resetting the motor flip flop would leave it stuck, and cause erroneous printing when operation started.

Mains Reset-2 generates a pulse which lasts much longer than the period before Mains Reset-1 generates its reset pulse. If the head is positioned midway, the reed will be closed (Reed = 1). This will enable the "Mains Reset" gate, allowing the Mains Reset-2 pulse to set the motor flip flop despite the Mains Reset-1 pulse (see Fig 1.13). The head will traverse until it is in its correct position and the circuitry resets itself due to the closing of the REED in the normal way.

INTENSITY OF PRINT

Intensity can be controlled by varying the *burn* time of the electrodes. The electrodes are driven by the counter-



The P.E. Microprinter is shown here with the Z80 based Microsystem

generator chip outputs O1-O7. These outputs are strobed active, by Monostable-1 pulsing the chip enable input (CE). By adjusting VR1 the "active" time for O1-O7 can be varied, hence the burn time, and print intensity can thus be controlled.

As the bulk of the circuitry has now been described, the full components list is included in this part of the article.

Well, if you found detailed explanation of the circuitry heavy going, you will be relieved to hear that Part 2 will deal with the more basic driver circuits, power supplies and construction.

tions unit and allows input of the full ASCII characters set from its 40 dual purpose keys. (Price £240).

Now available is a wide range of powerful software for the KIM 1. To help the system run more efficiently, a series of systems software packages are now available from G.R. Electronics. An Assembler/Disassembler/Editor called the MICRO-ADE package allows the user to program in mnemonic instructions rather than in machine code, and also offers several features to facilitate programming.

An information retrieval package gives the KIM with cassette tape peripherals some sophisticated file handling capabilities. G.R. have also developed a mailing list program for business use called HELP, available at £12.

In addition to these, a chess playing program is available as PLEASE, a package which incorporates a number of games and demonstration programs. The average price for the software is £12.



News Briefs

MICRO' EXTENSION

ONE of Commodore's microprocessor distributors, G.R. Electronics of Newport, Gwent, have announced several major extensions for the Commodore Kim 1 microcomputer.

Kim 1, which is manufactured by MOS Technology, a division of Commodore Systems, sells for less than £150 and is a ready-to-use microcomputer requiring only a POWER SUPPLY (price £27) to be fully operational. The new extensions, however, make the system more versatile, giving more peripherals, larger memory, and ready-made software.

A Video Board, designed by G.R. Electronics, allows KIM 1 to use a domestic television set as a visual display unit, with a capacity of 16 lines of 64 characters. (Available at £150).

Memory can be expanded with the addition of the new Memory Plus Board, which contains 8K bytes of RAM, and has provision for up to 8K of EPROM. (G.R. Electronics are now supplying a 240 volt power unit which has been specially designed for the KIM 1). (The price for the Memory Plus Board is £199).

Input to the basic KIM 1 system is by a key-pad which allows hexadecimal code and control functions to be keyed in. Although any standard ASCII keyboard can be connected, G.R. Electronics have introduced a pocket terminal which can be plugged into the KIM 1 system for easy input of data. The terminal is a hand-held communica-

News Briefs

by Mike Abbott

ELECTRIC CHARIOT RACE

It's hard to think of ingenuity as a resource in the way that oil is to the Middle East, or copper is to Central Africa, but surely it is, and Britain has it. So it's nice to see some encouragement, because although ingenuity doesn't run out like oil, it could well stagnate due to lack of incentive or reward.

Lucas Industries (who are heavily engaged in electric vehicle development), in association with the Institute of Mechanical Engineers, are launching a £2,000 challenge to the amateur and professional engineer alike, to design a manned electric vehicle. The idea being, to see whose machine can transport its driver the farthest in two hours, powered only by two standard Lucas 12V batteries.

The competition is in two parts; the first asks entrants for design submissions, and the best will be awarded prizes. Then the prizewinners, together with other entrants whose design concepts are approved by the judges, will be invited to construct their vehicles and prove them in competition during a distance trial which forms the second part of the challenge.

The winner of the second (Application) Section will be the entrant whose vehicle travels the greatest distance in a two hour period according to the rules, and the outright winner of this section will receive a £1,000 prize.

Before you decide whether to electrify a pram, tricycle, or build your own contraption, the lure of the prizes should be felt.

£1,000—Outright winner

£100—Highest placed four (or more) wheeled vehicle

£100—Highest placed three wheeled vehicle

£100—Highest placed entrant under 18 years' of age receiving full time education

£125—Leader at 60 minutes

The trial will take place during the summer or Autumn of 1979 at a venue in the Midlands.

The closing date for Design Section submissions will be February 1, 1979, and the closing date for Application Section submissions will be July 1, 1979. Some extracts of the rules which apply are listed below:

- (1.4) The battery pairs may be used in series or in parallel or alternately.
- (1.5) Regenerative braking will be permitted.
- (1.7) The maximum dimensions of the vehicle to be powered by the Battery will be 4ft wide x 8ft long.
- (1.9) The vehicle will have a minimum of three wheels.
- (1.10) In the interests of fairness, driver weight will be a minimum of 10 stone. Where a driver weighs less, provision must be made on the vehicle for carrying sand ballast.
- (1.11) Each vehicle shall be fitted with an effective mechanical braking device on no less than one wheel.
- (1.14) Those who wish to compete as a team can do so merely by nominating a "team leader" who will become the entrant for administrative purposes. Prizes will be awarded to the first person named on the application form.
- (2.6) Vehicles will be propelled by no means other than The Battery and no re-charging except by means of regenerative braking will be allowed during the competition.
- (2.9) All entries shall submit to scrutiny before the contest to ensure the rules are observed, and all drivers will present themselves to be "weighed in".
- (2.11) The judges, at their discretion, shall be able to award penalties (deduct laps) or disqualify competitors for dangerous driving, bumping and/or obstruction.

Details from: How Far Can You Travel? Lucas Industries, Great King Street, Hockley, Birmingham B19 2XF.

SUBSTITUTE 741

Two new operational amplifiers, NE/SE535 and 538, from Mullard, are high slew rate plug-in alternatives for 741 types. The 535 features a guaranteed unity gain slew rate of 10V/ μ s with 2mV maximum offset voltage whilst the 538 features 40V/ μ s minimum with 2mV offset. These figures show improvements in slew rates of 30 times, and 120 times respectively over the slew rate of a standard 741.

The 535 and 538 also offer the attraction of improved input characteristics, such as lower offset voltages and offset current, as well as higher input resistances. The 535 is internally compensated for unity gain whilst the 538 is internally compensated for gains of five or larger.

Both amplifiers are short circuit protected, feature an offset null capability, and have large common mode and differential voltage ranges.

WHEN THE BLOOD FLOWS

The incidence of heart disease and subsequent heart failure among males in their early thirties, and among women in general is increasing at an alarming rate. A by-product of our modern age.

Medical science is largely unable to prevent people from developing heart trouble but once a condition is known there is a great deal that can be done. Open heart surgery, for example, is now a well-practised and fairly common form of treatment.

One of Britain's leading heart surgeons is Mr Bryn T. Williams, Consultant Cardiothoracic surgeon to the Department of Cardiothoracic Surgery at St Thomas' Hospital in London. This Cardiothoracic unit performs between seven and nine open heart operations each week, with remarkable success. For coronary artery surgery the mortality rate can be as low as 2 per cent whilst around 85 per cent of patients recover completely (without side effects), and are able to resume their full-time employment within two to three months.

Open heart surgery can be a lengthy business. Replacing a valve, for example, takes approximately three hours, whilst the more complicated by-pass graft operation can last for up to five hours. During this type of operation, the measure of bloodflow in the by-pass graft is vital. For this, most hospitals use purpose-designed flow meters.



Mr Bryn Williams also uses a Scopex single beam oscilloscope, together with an electromagnetic flow probe which he has designed in conjunction with a colleague Mr C. A. Barefoot. The Scopex oscilloscope indicates the quality of the bloodflow by signalling peaks and troughs. It also signals reverse flow which indicates any abnormal situation. The flow meter shown in the picture measures bloodflow in ml/min.

To provide an indication of the success, or otherwise, of the operation the Williams-Barefoot probe is inserted in the patient's chest and remains in place whilst the patient recovers in the intensive care unit. Thus Mr Bryn Williams and his team can accumulate valuable data on long-term bloodflow in grafts. The Williams-Barefoot probe is removed from the patient without re-operation.

The Scopex instrument used by Mr Bryn Williams at St Thomas' is the model 4S6-LS single beam oscilloscope with a sensitivity range of 10mV/cm to 50mV/cm (16 range timebase) and accuracy of ± 5 per cent. The 4S6-LS has been tailored to meet the needs of low frequency applications; the trigger circuit will perform reliably down to 1Hz.

Noughts and Crosses Game

KENNETH AMOR

THE electronic version of this well known game uses nine light emitting diodes laid out in the usual noughts and crosses format. On each side of the playing board there is a touch keypad. When a touch switch on either keypad is pressed its corresponding l.e.d. on the board will be illuminated. The l.e.d. will either, flash (indicating a cross) or remain static (indicating a nought). There is an l.e.d. over each keypad to indicate which keys are for the noughts and which are for the crosses. A touch switch is also fitted on the front panel to reset the board after each game.

COMPONENTS . . .

Resistors

R1-R10, R41-R49	10M (20 off)
R11-R19, R31-R40	4K7 (20 off)
R20-R30	470 (10 off)
R50, R53	1K (2 off)
R51, R52	47K (2 off)

Capacitors

C1, C2 4 μ 7 16V tant (2 off)

Transistors

TR1-TR21 BC108 (21 off)

Semiconductors

IC1-IC10 CD4011 (10 off)

Miscellaneous

11 off l.e.d. TIL209
1 off battery holder
4 off PP7 battery
1 off s.p.s.t. switch
1 off 162 x 97 x 40mm case (RS type 507-737)
Holders for i.c.s (if req).

CIRCUIT DESCRIPTION

The complete circuit diagram of the Noughts and Crosses game is shown in Fig. 1. The ten i.c.s used in the game are CMOS CD4011 quad, two input NAND gates which are cross coupled in pairs as bistable multivibrators to form eighteen memory elements. Nine memories (IC1 to IC5) are used for the "crosses" and another nine memories (IC6 to IC10) are used for the "noughts".

The input to each memory element is connected to a pad on the keyboard together with a 10 megohm resistor which is connected to the supply rail. When a player touches a keypad the input of that particular gate is grounded and the output of the memory element is switched low, turning off its respective transistor (TR1 to TR18). As the transistor turns off its collector voltage rises and the corresponding l.e.d. on the playing board is turned on.

The astable multivibrator formed by TR20 and TR21 produces a square wave output which repeatedly switches TR19 causing D10 (the indicator above the "cross" keypad) to constantly flash. When TR19 pulses its collector voltage and the emitters of TR10 to TR18 also pulse, turning the transistors (TR10 to TR18) on and off and causing the l.e.d.s turned on by the "cross" keyboard to flash.



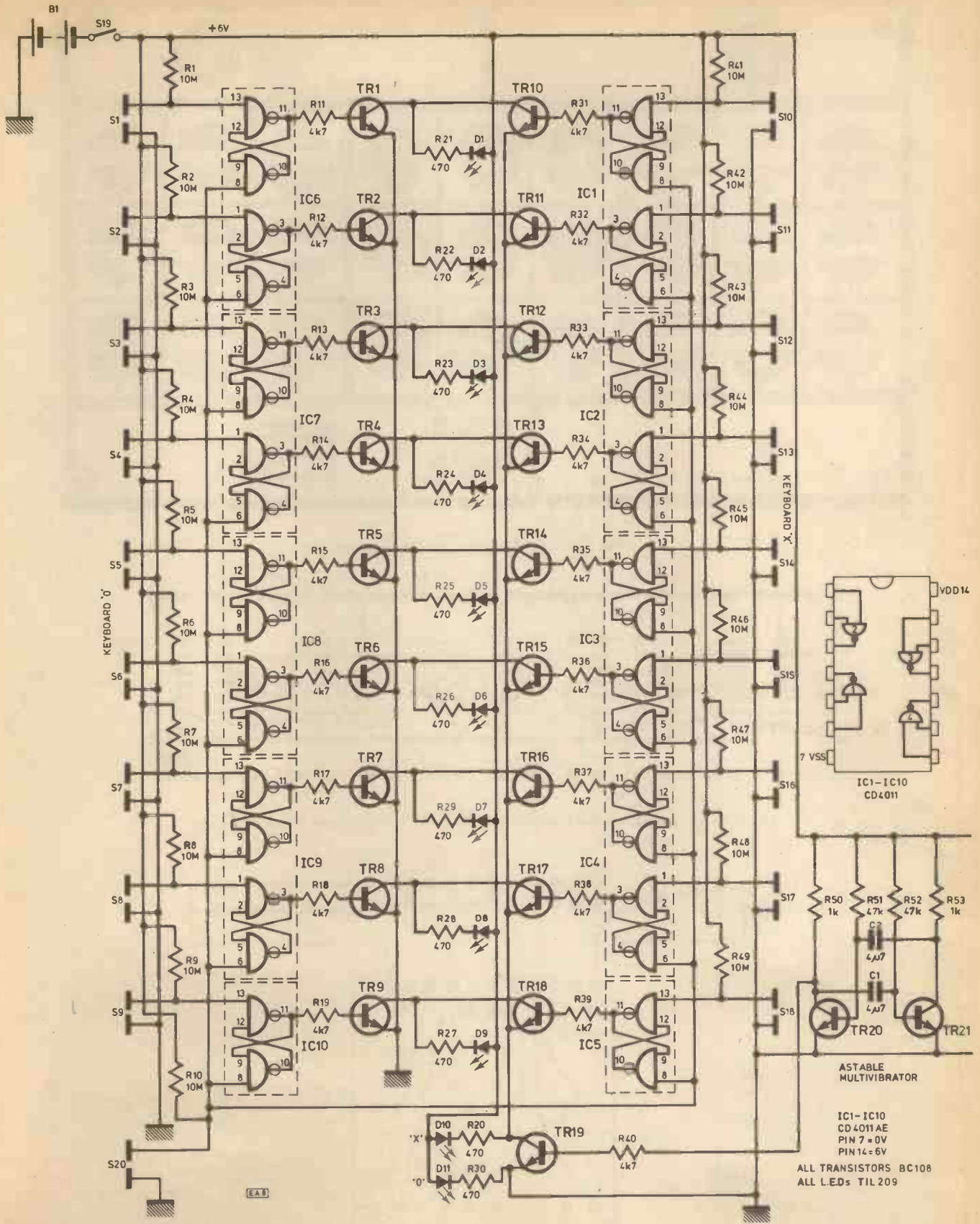



Fig. 1. Complete circuit diagram of the Noughts and Crosses Game



EA3

Fig. 2. P.c.b. layout for the front panel

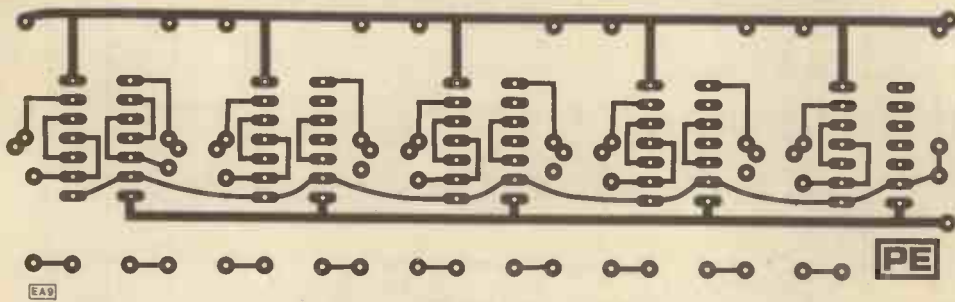


Fig. 3. P.c.b. layout for the memory boards (two of these boards are required)

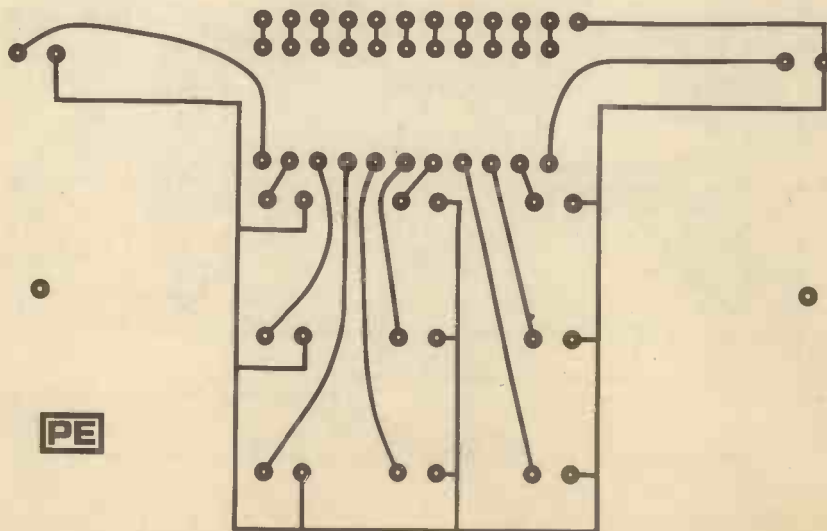


Fig. 4. P.c.b. layout for the I.e.d. board

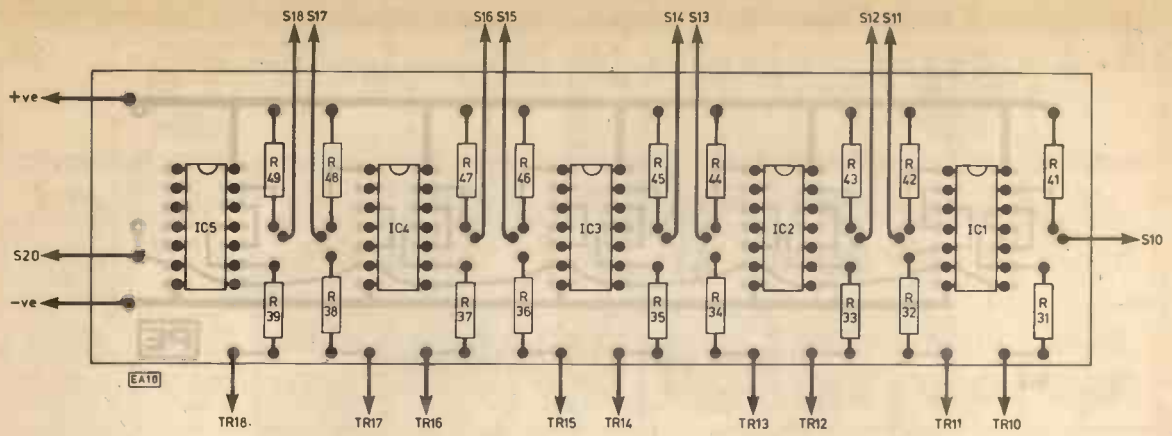


Fig. 5. Component overlay for memory board (crosses)

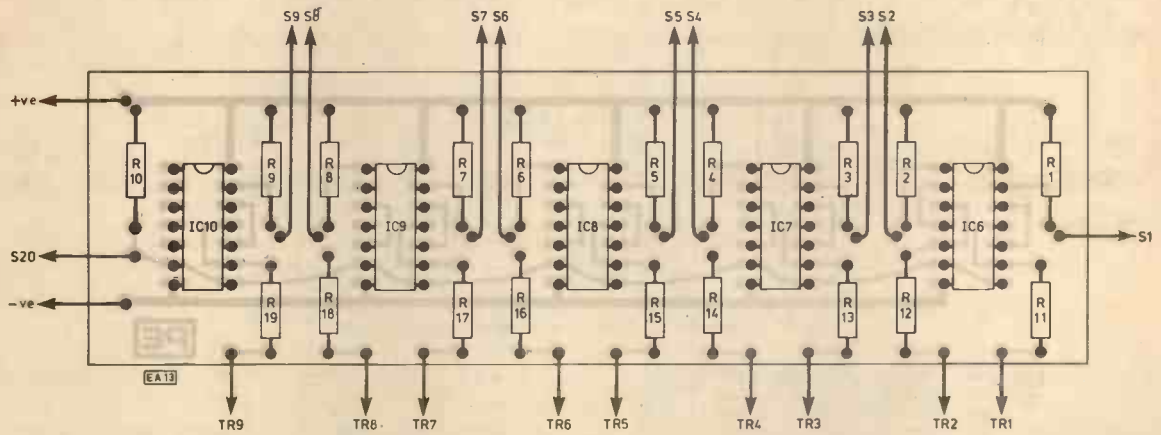


Fig. 6. Component overlay for memory board (noughts)

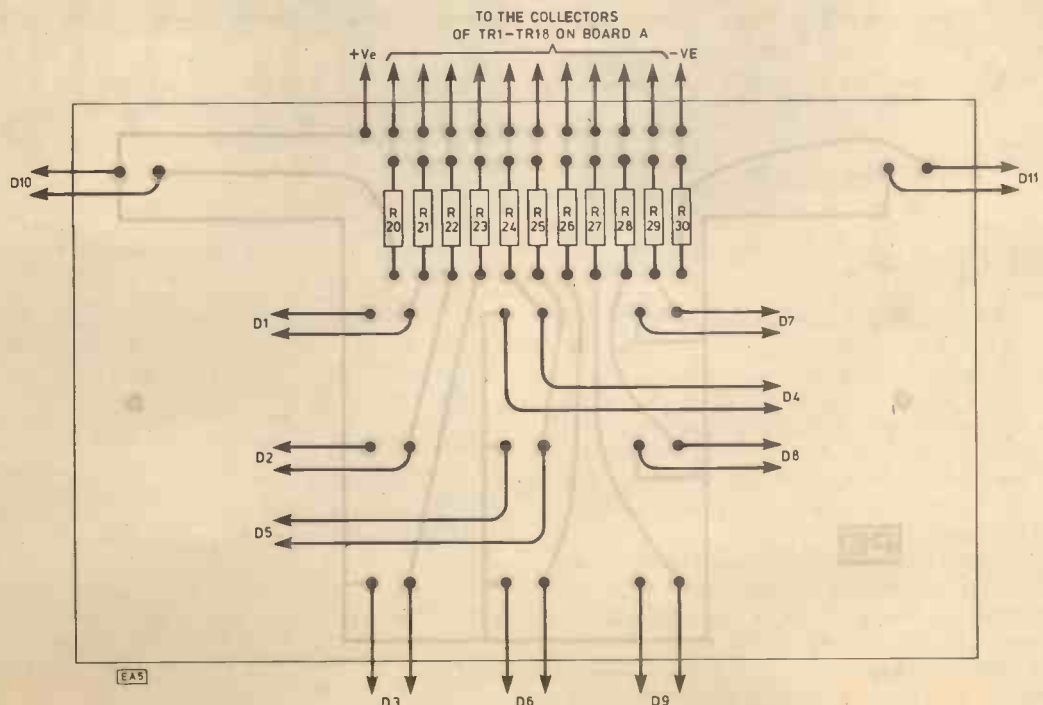


Fig. 7. Component overlay for I.e.d. board

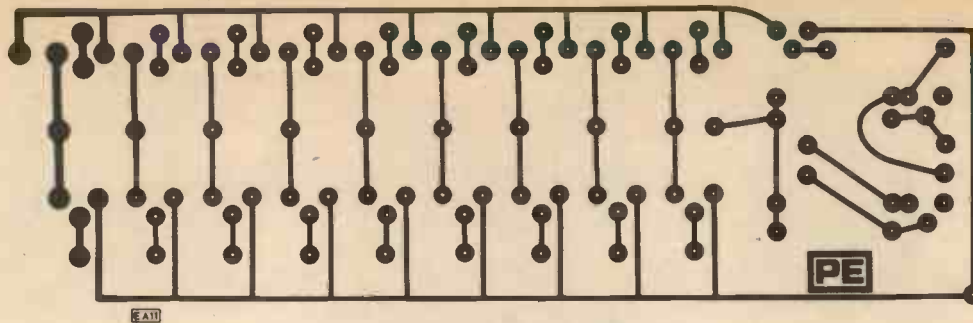


Fig. 8. P.c.b. layout for I.e.d. driver board

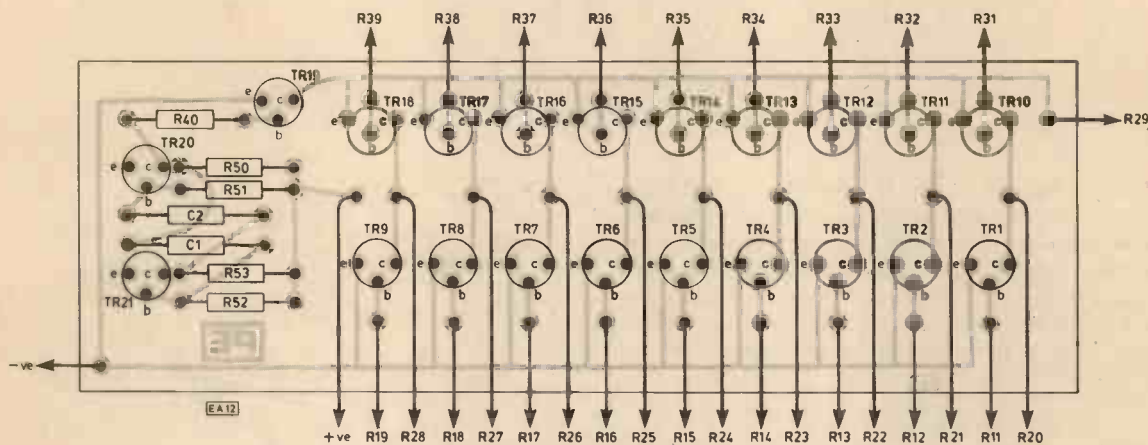


Fig. 9. Component overlay for I.e.d. driver board



CONSTRUCTION

The complete game has been designed to fit onto five p.c.b.s and these are shown together with their respective component overlays in Fig. 2 to Fig. 9.

When all the p.c.b.s have been etched, tinned and drilled the components can be mounted and soldered into position. It is recommended that i.c. holders are used to prevent the CMOS devices from being damaged during soldering. The eleven I.e.d.s should have their leads cut to $\frac{1}{4}$ in before they are soldered into position.

After the five boards have been wired together the I.e.d. board can be mounted underneath the front panel p.c.b. as shown in the photograph. The two boards are held in position by two pieces of 20 s.w.g. tinned copper wire which are soldered to the centre touch switches of both keypads. These wires pass through the two holes drilled in the I.e.d. board and are then bent at right angles and soldered to the wires from R6 and R45.

The two memory boards and the I.e.d. driver board are mounted into two slotted guides fitted at the bottom of the case with the battery holder located alongside them.

After the boards have been mounted into the case and the front panel fitted into position the game is ready for use. ★

POINTS ARISING

POWER SUPPLY UNIT (October 1978)

The maximum output voltage and current of the supply depends on the transformer and heatsinking. For 2A 30V continuous operation T1 should be a 2A d.c. (post rectification and smoothing) rating, and 25V a.c. output.

It should be stressed that the higher quality 44V type of 741 should be used for IC1-3 (not the 741C).

R10 should be connected to the line connecting the positive side of C3 and the cathode of D5 etc. and not to the negative output terminal as shown. This is correct on the p.c.b.

R18 should be 33kΩ and the equation relating to current metering should read $R_v = \frac{(I \text{ f.s.d.} \times 0.3}{I} - R_m)$ ohms

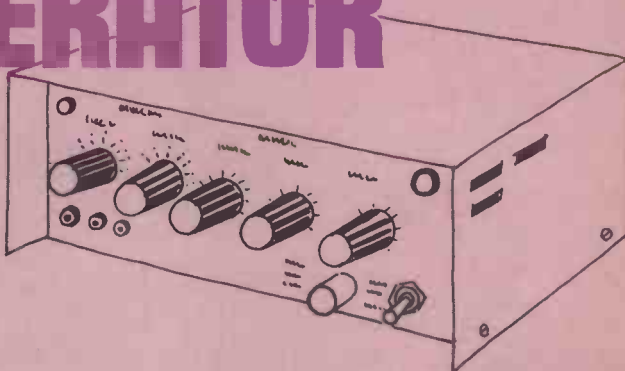
for I f.s.d. full scale. (This value is up to the constructor). The equation for R_x is for 30V f.s.d.

S1 is the mains on/off switch, and S2 the meter changeover switch. The fuse should be on the mains side of S1 and is a 1A "Slo-Blo" type.

NEXT MONTH...in PE!

PULSE GENERATOR

This pulse generator is capable of providing output waveforms with known characteristics over a wide range of frequencies and pulse widths. The unit has independent control over both the pulse width and repetition frequency and is ideal for slowing down the operation of circuits to allow tests to be carried out using a conventional multimeter.

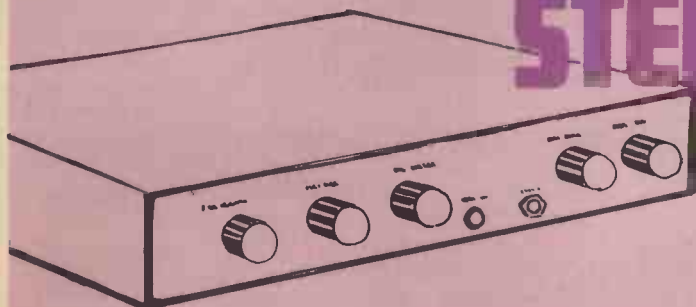


HOME COMPUTERS

The Microprocessor Miracle...

In this new series R. W. Coles takes a general look at home computers together with the main types of peripherals and software currently available.


STEREO MIXER



Many owners of hi-fi cassette or reel-to-reel tape recorders cannot use their machines to full creative capacity for want of a good mixer. This simple design will enable many options as it will accept both line and dynamic microphone inputs over three channels for a stereo image.

PRACTICAL ELECTRONICS

OUR FEBRUARY ISSUE WILL BE ON SALE FRIDAY, 12 JANUARY 1979



In the fight against noise and exhaust pollution, electric vehicles can surely make a contribution, but what effect would they have on the national fuel bill? Shall we ever see electric cars, and is anything being done in the UK?

COMMERCIAL VEHICLES

When fossil fuel runs out do we return to horses (whose pollution was a danger to public health in their day), or do we pin our hopes on electric vehicle development?

Your daily "pinta" has probably been arriving with the aid of an electric milk float for a long time now, and when you look at electric vehicles you tend to think of other "half-pint" machines, such as the forklift truck and the golf-course buggy. It is therefore tempting to think that battery-electric power is more suitable for small vehicles, starting with toy cars and working up to milk floats, and that advancing technology will *in time* allow bigger vehicles to go electric. This is wrong! The common denominator is not size, but predictability of terrain and route, and for this reason we shall most likely see electric buses swishing past before we see electric cars. And more probably still, electric delivery vans. There are a number of electric vans on London's roads already (see News Briefs, February 1978).

Heavily involved in electric commercial vehicle development is Joseph Lucas Ltd., whose first such van was a converted Bedford CA pick-up. Powered by standard polypropylene starter batteries, the van gave sufficient initial data on performance in traffic, and electrical drive systems, to allow the design of the traction motor and control system used in two British Leyland 250 JU vans, the next conversions to take place. They were used for further testing only, since the battery packs occupied the loading floors.

In 1974 the decision was taken to build a considerable number of development vehicles to be put into service with fleet operators, and when the concept for the trials had been determined, willing operators were found. There had to be mutual understanding here, since development vehicles by definition have shortcomings, if only at the outset, and these could lead to

embarrassing disappointments. Assurances that problems will be ironed out can quickly wear thin, resulting in the test vehicle being left forgotten.

In this new generation of converted Bedford CF vans, engines, gearboxes, radiators, and much ancillary equipment gave way to electric motors, controllers, combustion heaters and battery units in the two new models. In the CF1 and CF2, higher rated rear axles and road springs from the standard CF range of parts were substituted.

In the CF2 version the batteries are accessible only from within the vehicle, but the CF1's batteries are withdrawn on a sliding tray (see photo) for exterior access. Both these models of CF van had battery packs occupying about 10 per cent of the loading floor, and so a CF3 conversion was embarked on, in which the batteries (all 1 tonne of them) could fit under the floor, and which also used the improved drive technique developed on an electric taxi (of which more later). The diagram of Fig. 1 shows the CF3 layout and the position of the Morse Hyvo chain reduction system employed.

The CF3 specification is:

Acceleration 0-48 k.p.h. in 14 sec.

48-64 k.p.h. in 10 sec.

Top speed 80 + k.p.h.

Min. working range 112km.

Range at constant 48 k.p.h. 224km.

Motor: 216V d.c. 37kW (50bhp) series wound.

Speed: 4,600rpm at 80 k.p.h.

Controller: Lucas designed SCR chopper.

Power Pack: Thirty-six 6V lightweight lead-acid traction batteries in series. 12V type for remaining vehicle electrics.


Braking: Regenerative braking is brought into operation by initial brake pedal movement. The kinetic energy of the vehicle



Developed by Lucas, this nifty sliding tray battery pack

(photographs courtesy of Lucas)

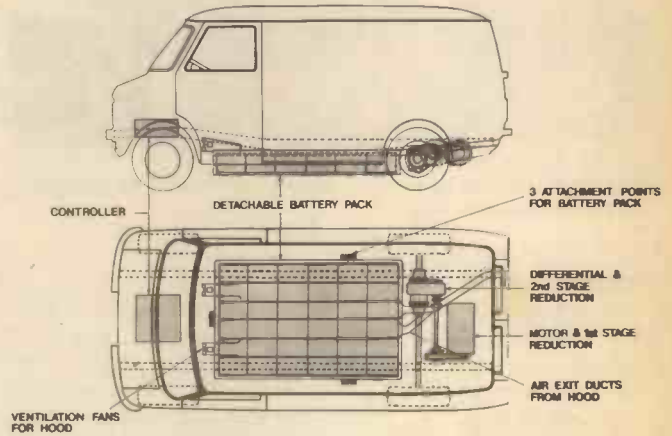
You would never know the difference—not, that is, until the CF began to roll. No smoke, no noise!



Pull up the loading floor of a CF3 and this is what you've got. Motor and chain reduction drive system in foreground; battery pack towards the front of the vehicle

drives the motor as a generator which puts charge back into the batteries, and this loading causes braking. Maximum braking effort from this is around 20 per cent g (sufficient for normal circumstances). The system drops out below 6 k.p.h. The conventional servo assisted brakes remain, powered by an electric vacuum pump. The "engine braking" effect found on conventional vehicles is simulated by controlled amounts of regenerative braking when the accelerator pedal is released.

Fig. 1. The Lucas CF3 electric van layout



Other manufacturers of electric vans are Crompton Electricars, who produce a 2 tonne payload vehicle of minimal 37 k.p.h. speed capability, effective range of up to 64km, and powered by a 35kW 26V motor. Harbilt Electric Vehicles Ltd. who produce an urban service van with an 80km range, capable of speeds up to 53 k.p.h. Its 72V series wound motor is controlled by Cableform's Pulsomatic Mark 10 thyristor controller. The payload is 409kg, which according to the specification includes the driver, so presumably only seven stone weaklings get the job.

The Crompton Electricars FL85/36 2 tonnes electric delivery van

(courtesy Crompton Electricars)



One would be surprised if Chloride were not mentioned. Their efforts in conjunction with Chrysler have produced a battery electric 1.7 tonne urban delivery van. The proof of the pudding is in the eating, and this vehicle, called the Silent Karrier is employed on a strictly commercial basis in London, Birmingham and other big cities by Fleet operators. Chloride say about the Silent Karrier: "Lets explode the myth once and for all that electric vehicles have to crawl along the kerb", and with a vehicle that can travel at 72 k.p.h. they stand a reasonable chance.

Based on the Chrysler Dodge KC 6055 chassis and powered by Chloride's high energy density batteries (with single-point topping up), Silent Karrier has acceleration comparable with diesel vehicles. It has a range up to 80km minimum powered by a 37kW 160V motor (compound). Armature and field currents are controlled independently, and of course regenerative braking is included. Fig. 2 shows the Silent Karrier's layout.



The Silent Karrier in service, jointly developed by Chloride, Chrysler UK and N.F.C.

ELECTRIC BUS

Of course we have had electric buses before now; you don't have to be very old to remember the trolley-buses, and recall their twanging wires and spritely acceleration. It could all come back (without the twangs), for the beginnings have been realised by Chloride's Motive Power Projects Group in the shape of the Silent Rider, pictured right. The first Silent Rider which started carrying passengers some while ago, was developed in co-operation with Greater Manchester P.T.E. (Passenger Transport Executive). It cannot claim to be the first battery powered bus, since they ran in the 1920's, but it does use today's technology and has a place in the future.

The body is a Seddon aluminium alloy shell with steel sub-frame, on a modified Seddon RU33 chassis. The batteries are Chloride's tubular 330V 329Ah/5h motive power type, and with nearly four and a half tonnes of them, someone at the depot must be glad they have single-point topping up. How does that work? Well, the cells are of sealed construction such that when distilled water is introduced through a tube in the cell top, the electrolyte level rises to meet the tube, thus cutting off further inflow. A vacuum pump sucks distilled water from the reservoir and distributes it to each cell in the battery pack. These batteries have a life of 1,600 cycles, and have to drive a 72kW series wound motor, with another 1kW shunt motor to force air cool it. The controller to handle all this is a thyristor pulse width system capable of keeping its hair on for five minutes at 1,000A. It can manage 300A continuously and has a current limit set to 800A. Again, the controller features regenerative braking.

All this adds up to a bus with a maximum speed of 64km/h and an acceleration on the level of 1m/s/s. Chloride are the first to admit that these characteristics, coupled with a range of 64km and maximum gradient of 1 in 8, are not those of a bus which will *totally* replace the diesel alternative. But survey figures reveal that the average speed of buses engaged in city centres (the target area for Silent Rider) at peak times is only 13.7 k.p.h. Also, approximately 45 per cent of the fleets are used for less than 7 hours in every 24, and when in use 90 per cent of those which pass through the town centres, cover less than 64km.

Manufacturers are not keen to divulge circuit details, but Fig. 4 shows the basic principle of the Sevcon controller. It can be seen how the current in SCR1 is interrupted in order to switch it off at the appropriate point in the cycle. Figs. 5(a) and 5(b) show the current multiplication effect produced by the thyristor controller.

The specially designed d.c. motor is capable of a peak power output of 160kW, and increased efficiency is achieved by a split

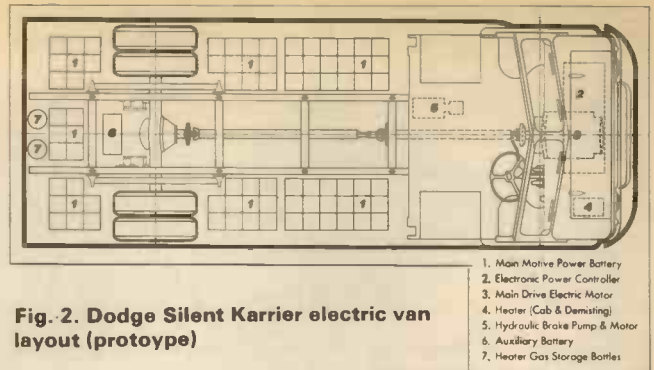


Fig. 2. Dodge Silent Karrier electric van layout (prototype)



Chloride Silent Rider

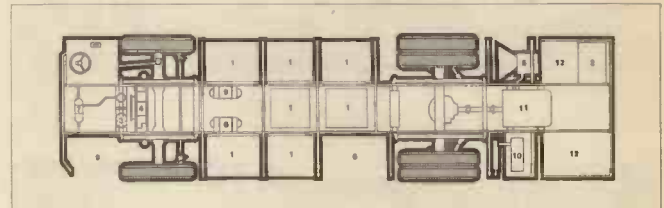
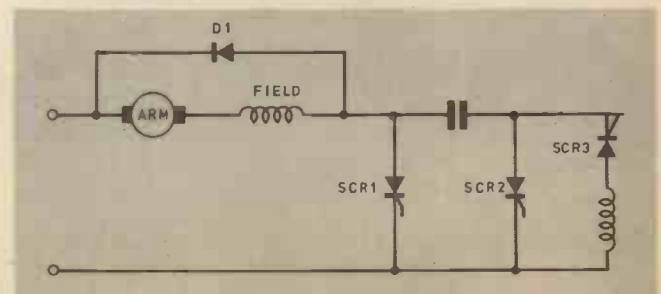


Fig. 3. The Chloride Silent Rider electric bus layout

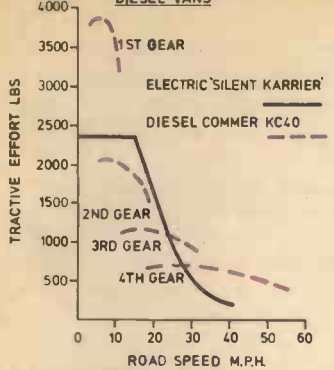
pole design with laminated yoke (see Fig. 6). Extra inductance is supplied by series chokes. Thermistors are strategically positioned to activate the involute cooling fan motor, and if overheating occurs, shut off power completely to the drive motor.

The non-drive end of the motor shaft is fitted with a tachogenerator, which apart from providing speed indication, applies a small feedback voltage to the controller for control of acceleration and maximum speed. Final drive to the 6.21:1 single speed rear axle couples via a prop shaft with two rubber bonded universal joints. Fig. 8 shows the discharge characteristics of the Chloride battery pack, and Fig. 7 shows the performance of the drive motor.

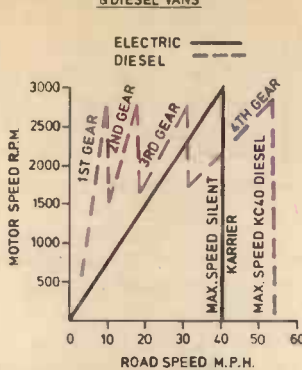
Fig. 4. Basic circuit of original Sevcon controller used in Silent Rider



TRACTIVE EFFORT vs. ROAD SPEED - ELECTRIC & DIESEL VANS



MOTOR SPEED vs. ROAD SPEED - ELECTRIC & DIESEL VANS



Graphs supplied by Chloride for Silent Karrier show how the performance of an electric vehicle can compare with its diesel counterparts

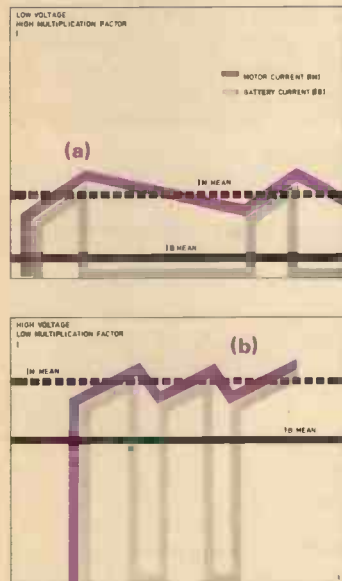


Fig. 7. Drive motor performance curves

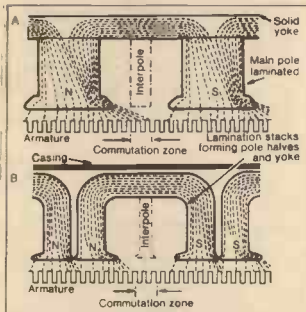
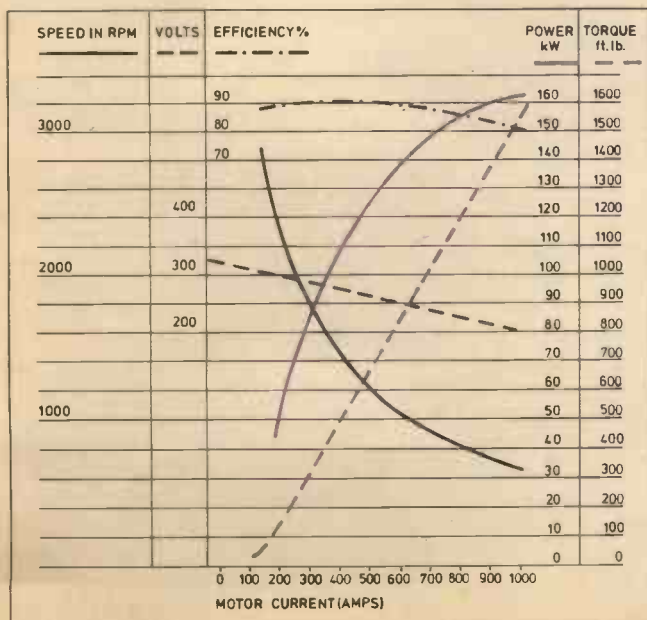


Fig. 6. Advantages of split pole system

Fig. 5 (left). Chopped waveforms produced by the SCR system

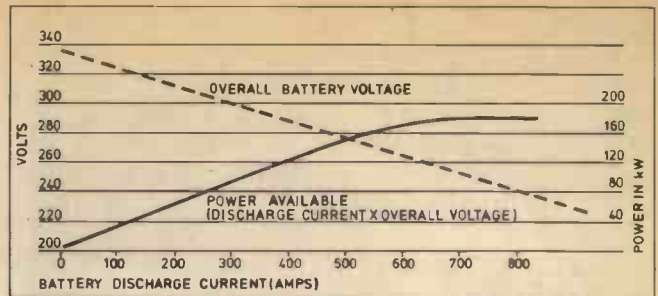



Fig. 8. Discharge characteristics of Chloride battery pack used in Silent Rider (Photographs and diagrams courtesy of Chloride)

MIDI-BUS

Back in 1975, the RAC officially observed the Lucas midi-bus as it became the first battery electric vehicle to be driven non-stop between two major English cities. The Lucas-modified Seddon Pennine 4 midi-bus, travelling at an average of 48 k.p.h. did the depot to depot run between Birmingham and Manchester, all 148km, on one charge (although favourable influencing factors undoubtedly prevailed). Like other electric vehicles, its purpose in life is that of clocking up miles *doing for real what it was intended to do*, as an evaluation exercise.

Its composite light alloy/glass fibre body can accommodate 34 passengers. A 360V d.c. CAV 97kW motor developing 130 b.h.p. sits in the centre of the chassis to drive a conventional prop' shaft, and is controlled by the Lucas developed solid state SCR chopper. There is a pack of 60 batteries on board, producing 360V and the bus has a range of 181km under *ideal* conditions, but is more than adequate for Manchester's congested Centreline service of 64km of intensive stop-start operation. Acceleration is from 0 to 48 k.p.h. in 15 seconds, with the vehicle laden to its gross weight of 9.87 tonnes. Unladen, the bus can sweep along at a brisk 80 k.p.h. Winter passengers are warmed by the front and rear paraffin heaters, and have the benefit of the bus being warmed up *before* going into service.

The Lucas Electric Midi Bus between operations on Manchester's Centreline service



PERSONNEL CARRIERS

On a smaller scale are the three electric personnel carriers by Lucas, based on the Bedford CF van. The electric pullman is a luxury passenger vehicle for up to eight people, who gain entry through rear doors, and sit in a comfortable "horseshoe" seating arrangement. This vehicle has been used for transporting visitors to and from motor shows in London and Paris.

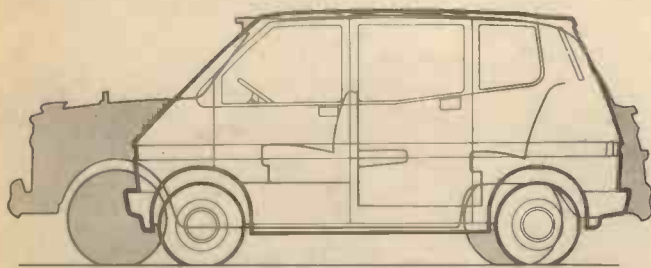
The Limousine is similar, but fitted with bench seats on both sides, capable of seating four people each (three with the folding armrests down). The luxury Crewbus takes up to nine passengers in individual seats positioned diagonally to face the front.



An Electric Limousine is seen outside the Hilton Hotel



The Lucas Electric Taxi



The Lucas Electric Taxicab compared with a conventional London cab. Five electric taxis could park in a rank which four London cabs would normally occupy.

ELECTRIC TAXI CAB

A dilemma which faces any would-be manufacturer of electric vehicles, is that of deciding which course to steer in terms of the vehicle's origin. If you design a vehicle specifically to be electric, you can take advantage of so much that will increase the range and performance, such as styling for low wind resistance, using low friction transmission and bearing arrangements, constructing out of lightweight materials, etc. but all this will result in a custom vehicle of tremendous expense in low volume production. Low volume production doesn't become high volume production until you *really* start selling, and at the

"kick-off" price not many people will buy. A vicious circle!

The alternative is to find the nearest suitable vehicle already in production, and modify it to become electric. You end up with batteries in less convenient positions, and performance characteristics derated by weight and other factors less important to i.c.e. (internal combustion engine) vehicle design criteria, but at least more people can afford to purchase it, and that's the name of the game!

Nevertheless, as an exercise Lucas, in conjunction with David Ogle Ltd., purpose built an electric taxi. The design of the taxi was based specifically on the requirements of an electric vehicle, modified only to meet the regulations which apply to London cabs by the Public Carriages Office of the Metropolitan Police. See below, left.

The electric taxi achieved a drive system efficiency of some 10 per cent better than the Lucas CF Type vehicles, and has a range of 160km in heavy traffic conditions. Its length is about one metre shorter than the conventional London taxi-cab, but it is considerably heavier with batteries. The design included an inventive transmission system, which incorporates a two-stage Morse HY-VO chain drive mechanism giving a total reduction of 5.63:1. A short quill shaft between the reduction chain drives provides some shock absorption between the road wheels and the motor. This system proved so successful that, with a little re-arranging it was made possible to include it in the electric CF vehicles.

The electric cab has front wheel drive and can turn full circle in 8.5m. There is a 12V auxiliary battery for the normal electrical system and the low tension supply to the controller, and this is kept charged by a converter unit powered by the traction batteries. A combustion heater is used to warm the inside of the taxi, but when the roads are clear you may not be inside it long enough to get cold, for the vehicle can manage a speed of 96 k.p.h.

ELECTRIC CARS

It would have been a misnomer to call this article "Electric Cars", because in this particular domain of the electric vehicle front there is least to report on. The limitations imposed by a machine of battery-electric propulsion are precisely those which would be least tolerated by the private motorist. That is, the short range, aggravated by the absence of widespread recharging facilities available for public use; and the lack of space within such a vehicle, which might otherwise only demote it to "second car" or "commuter car" were it not for the high capital cost involved.

How far we must be from substantial battery-electric roadside refuelling facilities, when you realise that today's five pump petrol station can dispense power at a rate equivalent to Battersea Power Station.

In Amsterdam an imaginative electric car system has been put into operation, called the "Amsterdam White Car Scheme" which is intended to partially alleviate the noise and pollution problems which all cities suffer from. The cars, designed by Luud Schimmelpennink, look rather like upright ice cream kiosks on wheels, and four of them can be parked in the space occupied by one conventional car.

Electric cars can of course be found elsewhere, but are so often for fun only, such as "buzzing" around holiday villages, etc. A company recently engaged in the production of leisure resort electric cars was Electraction Ltd. who produced "Rickshaw" pictured across. It is powered by 12 lightweight 6V batteries, with thyristor control over a 7.5h.p. motor. There is a sliding battery pack at the rear, and its role in life becomes clear when you read the list of accessories. It has a surfboard rack, golf club carriers, and what is described as ample picnic basket space.

Another vehicle from the same manufacturer is Tropicana, a rugged two-seater sports car with a maximum speed of 58 k.p.h. and a range of 95 km. It can climb a 1 in 5 gradient, and has virtually the same electrical system as the Rickshaw. At the time of writing this article the company went into receivership, leaving the future of these fun cars rather uncertain, although it seemed possible that they might continue to be manufactured by another company.



Top: Rickshaw

Above: The Tropicana 2-seater electric sports car (Courtesy Electracion Ltd)

An Amsterdam White Car

HYBRID VEHICLE

Primitive electric vehicles existed before 1890; so when you consider the time it took to evolve from the early flying machines to the hardware which puts men on the moon, maybe we should all be bouncing to work inside electromagnetic bubbles by now.

The range problems to be overcome with battery powered vehicles are put into perspective when you realise that if the present lead-acid battery was made ten times better, it would still

be twenty-five times worse than petrol!

One solution, being investigated by an electronic engineering company, Lee-Dickens Ltd., is the "series hybrid" vehicle. It might sound like a lunatic formula for perpetual motion to say that there is a generator charging the batteries as the car goes along, but it makes good sense. The Lee-Dickens racing car being used as a test bed for the hybrid principle, has revealed that a petrol primary engine of a mere 500cc capacity can achieve short bursts of up to 1,600cc performance.

Imagine you are driving a 1,600cc i.c.e. vehicle, cruising along at 50 k.p.h. when you have to slow down to turn right. Soon you are up again to 50 k.p.h. for a while, until your foot is hard down on the accelerator to overtake a bus. Finally, you hit the brake pedal as the lights turn red: A typical urban (or suburban) sequence of events. Only once did you really need the full 1,600cc pulling power, and the rest of the time the engine rev's were going up and down repeatedly.

A 500cc engine could cope with the mean demand of these rather typical conditions, and if coupled to a generator, the surplus power could be "dumped" into storage batteries whilst the vehicle was idle or cruising. When overtaking (or climbing a hill), many minutes of high energy would be drawn from the batteries to give effective 1,600cc performance from the electric motors. With the small primary engine constantly working at optimum r.p.m., remarkable efficiency can be achieved, particularly in conjunction with regenerative braking. A hybrid mini, converted by a retired Dorset engineer, is claimed to have managed 100 miles on one gallon of petrol, and that's without the assistance of a sophisticated electronic controller.

Lee-Dickens opted for the racing car because this vehicle, which is based on the conventional Terrapin single seater, would be uncomplicated by lights, horn, heater, licencing, or even a handbrake. Intrac, as it is called, is at present geared for hill-climb and short sprint circuits, and compared to its BMC-engined counterpart has proved viable, with better traction and weight distribution. Indeed Intrac weighs 27kgms (60lbs) less.

Improved weight distribution stems from the elimination of a large heavy engine, mechanical transmission and differential unit, achieved through both drive wheels having their own motor (Lucas CAV type), each capable of producing a peak of 11.8 h.p., giving maximum power at 4,000 r.p.m.

Individual controllers for each motor, working from a single accelerator pedal, can give the ability to balance the power to each drive wheel when cornering. For extra drive, the Intrac motors are safely pressed to four times their rated power for up



Photograph shows Intrac (courtesy of Lee-Dickens Ltd.), the series hybrid racing car with a wheelbase of 200cm (6ft. 7in.). Fascia instrumentation includes Motor/Road Speed, Motor Brushgear Temp, Transistor' Heatsink Temp, and Mean Power/Mileage. The motors drive fixed 4:1 reduction duplex chain drives running dry

to three minutes, and are force cooled by fans and an aircoop.

In the original controller width modulated pulses of 44V were generated at a repetition rate of 250Hz, and limited to 200A. Cascaded Darlington power transistors (2N3055) were used in the drive circuitry, which simplified control techniques and allowed continued running at reduced power in the event of a transistor failure. Emitter equalising resistors provided a voltage feedback to the timing portion of the control unit to limit the maximum mean current to each motor even when working into stall load. Voltages developed across the two motors could also be measured differentially so that loss of adhesion on one drive wheel could be detected for power withdrawal or adjustment.

Attempts to increase the performance capability of Intrac, using much higher power (and very expensive) transistors, proved unsuccessful, leaving Lee-Dickens to reluctantly concede to thyristor control. Consequently Intrac was fitted with Sevcon's latest controller, allowing development of new design twin disc motor to get ahead. At least transistor control had been explored.

The four 12V 96Ah batteries used in Intrac each have a maximum discharge capability of 385A for three minutes, and are charged by a constant voltage source through a step-down transformer. This is powered by the on-board petrol/electric generator working at 240/50Hz. The batteries can thus be charged directly from the mains, and mains powered test equipment can operate from the vehicle itself.

Lee-Dickens are keen to produce a road car which can demonstrate (perhaps by a tour of Britain) that electric cars can out-perform and outrange milk floats. The Microdot town car, designed by William Towns (who designed the Aston-Martin Lagonda) was considered suitable for conversion, subject to a position being found to accommodate the generator set without spoiling weight distribution and other characteristics. The alternative to this is, as always, to build a vehicle specifically for the job.

Intrac's next test bed, a rolling road at Warwick University, will provide computer data for further development, the results of which will help shape their hybrid electric car of the future.

WIDER CONSIDERATIONS

Like a capacitor, the Earth has been trickle-charging its oil deposits throughout the ages, but now the "load" of Man's mechanisation is discharging it rapidly. The universe is not short of energy, *it is energy!* But the question is, in what form is it available, and from where? If we switch from fossil fuel to mains, electricity to power a large portion of road vehicles, can the demand be met from this new quarter?

Figures presented by experts in the field indicate that the drop in electricity demand in England and Wales during the early hours each morning (Summer or Winter) should accommodate the overnight charging needs for *at least* a 50 per cent electrification of delivery type vehicles. In fact, the consequent cost-effective improvement from round-the-clock load factor balancing would benefit all electricity consumers. Not all recharging would necessarily be done overnight, however, and the power stations would still have to burn more fuel to produce this extra electricity *whenever* it was required.

Do electric vehicles actually consume less energy per mile than their i.c.e. counterparts, when you equate their fuel consumption to the same units? A test to establish a comparison of this nature was conducted by Joseph Lucas Ltd., whereby an electrified Bedford CF van was run on the same test route as a petroleum powered version, separated by some hundred metres of so. Four laps along a stretch of roads considered to present typically urban driving conditions were covered, totalling 86km, with an average speed of about 29 k.p.h. The conventional vehicle made no cold starts in the test, which gave it more

favourable odds than in real conditions. Even so, the electric vehicle showed a slight advantage, with a consumption of 1.46kWh/km related to crude oil at the refinery, over a consumption of 1.53kWh/km of crude oil for the i.c.e. vehicle. Certain assumptions had to be made, such as, that the energy content for a gallon of petrol is 45kWh, with a refinery efficiency of 87 per cent for its production; and for the electric vehicle, a refinery efficiency for the production of the fuel oil used in power stations of 97 per cent. The conversion factors used are of course subject to variation, as indeed are many electric and i.c.e. vehicles in their efficiency of fuel consumption, but a guide is achieved. The general consensus of opinion is that, overall, the difference is negligible. As far as electric vehicle owners and operators are concerned, the savings are made on servicing and maintenance, and as far as the country is concerned, battery power facilitates independence from diminishing fossil fuel.

It is interesting to note that data provided by the Transport and Road Research Laboratory points to a larger ultimate energy consumption from the use of advanced lead-acid battery powered vehicles than that of today's inefficient i.c.e. machines, that is, when you lump together all energy expenditure inclusive of manufacture. The bar graph compares the alternatives for propulsion and their respective energy requirements for an assumed 25 million car and light goods vehicle fleet in the year 2025.

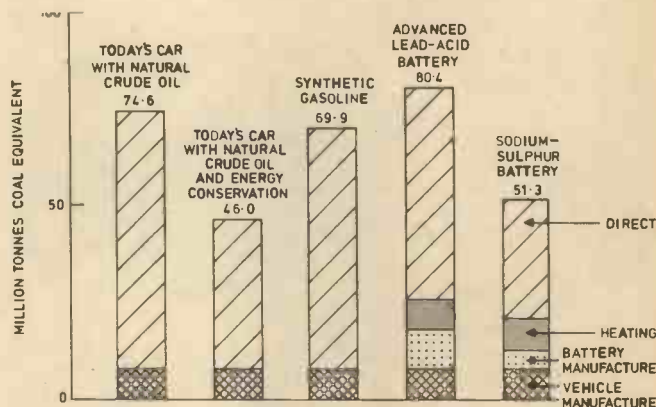


Fig. 9. Energy requirements for a 25m car and light goods vehicle fleet, inclusive of manufacture, in the year 2025

Electric vehicles are not without their hazards either, with attention drawn, by the manufacturers, to the fact that hydrogen can form an explosive mixture with oxygen over a wide range of concentrations. Therefore, precautions in design are required, as both running and charging produce hydrogen. Although the gas is reluctant to ignite from heat alone, the danger of pockets of hydrogen forming in a vehicle employing brush motors and contactors is self evident. And in the evolutionary context, who is to say that in a civilisation mobilised by battery-electric transportation, the new danger to the atmosphere is no longer aerosol propellant, but the build-up of hydrogen?

Attention is also drawn to other dangers which may accompany the electric traction era (if there is to be one), such as the possibility of accidents involving pedestrians due to the silence of these vehicles, perhaps through sudden reversing. The presence of an inadequately screened (or tampered with) controller might prove fatal to someone dependent on medical micro-electronics such as a cardiac pacemaker.

A new generation of vehicles of this kind might also be accidentally victimised through legislation as a result of a lack of appreciation of some subtle operating feature, by the powers that be. An example suggested is militation against regenerative braking because it retards one axle only, or because its effect is not constant for a given pedal pressure at all speeds.

AUXILIARY DEVELOPMENTS

Efforts in battery, charger and motor development are widespread now, with the result that the state of the art is "nudging" forward continuously. Even companies like Sinclair (of calculator fame) are taking an interest in the field. The company would reveal no more than that they are at a very infant stage in the development of a new type of d.c. motor for electric vehicles, which they hope will offer greater efficiency than the conventional type.

Another recent development is the transcendent semiconductor (utilising inherent heat pipes) which might be employed to carry heat from the controller devices to the vehicle chassis.

A more promising development by far is the sodium sulphur battery, because it has nearly emerged from the uncertainty stage of development to gain an accepted influence in calcula-

tions for the future, and has the kind of high energy density which will award electric vehicles greatly improved capabilities.

These new batteries employ relatively cheap and plentiful chemicals housed in a tubular cannister, and have the curious combination of solid electrolyte with liquid electrodes. These electrodes are molten at the operating temperature of 350°C and have to be separated by a special ceramic material. The sodium sulphur battery will give an electric vehicle a range of up to three times that of a lead acid powered one.

Conventional methods, and their governing economics, gain formidable momentum, and it is therefore not surprising that the electric vehicle is undergoing a slow birth, but despite this, the birth is taking place, which is very encouraging, particularly as the added weight of such new techniques as the sodium sulphur battery have yet to be felt.

readout

... a selection from our postbag

Readers requiring a reply to any letter must include a stamped addressed envelope. Opinions expressed in Readout are not necessarily endorsed by the publishers of Practical Electronics.

Standards

Sir—Your otherwise excellent article in the October edition of P.E. is likely to cause great confusion amongst students of electrical engineering. I refer of course to "Impedance" by Messrs. Bailey and Whitaker which has obviously been written in the pure mathematics context.

It has long been accepted that in electrical terms the complex number "i" is given the symbol "j" in order to avoid confusion with the use of "i" for small a.c. current values. Perhaps you would like to correct this error for the benefit of those of us that teach this particular topic in colleges of further education.

Whilst writing I would also like to comment on the use of non-standard circuit symbols in P.E. Students are usually taught to B.S.3939 as these are the symbols used in examinations set by City & Guilds of London. In particular the resistor and logic symbols are likely to cause confusion and I would only hope that the technical press could adopt the B.S. standards in the very near future. I would add that nearly all the service data for British radio & television equipment conforms to B.S.3939. Why not let P.E. start the ball rolling in 1979? I feel sure that this move would score 10 out of 10 as far as the student readership is concerned.

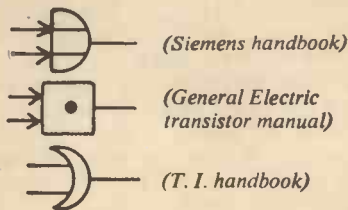
R. A. Bravery,
Brighton,
Sussex.

I believe it is important to appreciate that the methods of circuit analysis which we are treating are really just an application of the theory of complex numbers to electronics. As this theory can also be applied to many other branches of science and engineering I think it is a good idea to present it separately from the arcane terminology and methodology adopted

by electrical engineers: "j-operators", "phasors" (beam us up Scottie?) and similar oddities.

If students are horrendously confused by this approach I think it is an indication of pedagogical failings; surely after all, if you are going to teach people to use complex numbers in electronics then you should make it clear what you are really doing so that they can apply the theory to other situations. Further, I believe that it is better to make simple mathematics and physics based texts accessible, rather than the somewhat strange electrical engineering treatments.

Many of the same comments apply to your suggestions about logic symbols. In particular, though standardisation may be desirable, if you fanatically avoid exposure to heterodox symbols are students going to be able to understand such eclectic combinations as



as my bookshelf provides on a random sampling?

As far as drawing little boxes to signify resistances, I find it difficult to believe that any self-respecting amateur will use one of these instead of the time honoured squiggle. The new symbol is awkward to draw and a fine example of change for its own sake. I wonder if the people responsible had to find some change to implement in order to justify their existence, or whether they enjoy fomenting rebellion, trouble and discontent. I fully support P.E. in their ignoring of this silly regulation.

To return to the subject, I am glad Mr. Bravery found the article "otherwise excellent" and trust that the need he felt for the global substitution of "j" for "i" did not appreciably hinder his enjoyment of it.

Toby Bailey.

(For new P.E. standards see page 64)

Postal Automation

Sir—I was very sorry indeed to read the comments under "Postal Automation" (Industry Notebook, October) which continued the errors of others in misrepresenting the facts.

The proportion of letters posted into offices with mechanised equipment is in excess of 17 per cent and even more pass through offices equipped with machinery.

A further 13 offices, some in major cities, are now in various stages of being equipped; when these are fully in operation the proportion of letters posted into mechanised letter offices will then be 40 per cent with many more passing through en route to their destination. When equipment now being manufactured is installed over the next two years the number of mechanised letter offices will rise to 48, handling 60 per cent of posted mail.

The programme to mechanise the postal service is planned for completion in the mid-1980s but the aim is to improve on this timetable if at all possible.

What is absolutely essential to the success of the programme is the fullest use of postcodes by everyone and it is an act of public service to encourage this practice both by example and exhortation. That is one easy way for everyone to help us hold down prices and improve efficiency, an end desired by all inside and outside the Post Office.

Peter H. Young,
Director, Public Relations,
Post Office.

Semiconductor UPDATE...

FEATURING : TMS 4164 AM 9511 AD 590

R. W. Coles

THANKS FOR THE MEMORY

We have heard a lot lately, via the mass media, about the microprocessor "chip" and the far reaching effect it is going to have on all our lives. Less emotive, but in my view equally revolutionary, are the giant strides being made in semiconductor memory technology. Micros are helpless without memory, yet the more they get of it, the more powerful they become, and it seems silly not to acknowledge this fact when discussing the so called "microprocessor revolution".

Only a few years ago, computer memories used tiny ferrite magnetic cores to store each bit, and memory arrays were stitched together in a manner which called for manual dexterity and a lot of skill. These memories were expensive, and if you had a 4K-word main store on your machine, that was considered a *big* memory! In the early 1970's, semiconductor memories began to replace magnetic cores, and now core memory is used only in military and other special applications. The first really successful semiconductor RAM was the PMOS 1103 which had a 1K bit capacity and was infernally awkward to drive. This was followed by the 4K bit NMOS chips which are in wide use today. More recently, we have seen the 16K bit RAM which in some applications can be used as a plug-in replacement for the 4K chips to quadruple memory size. The 16K chip has proved so popular that even today the demand for them outstrips the supply.

You can see from the foregoing that each new chip generation means four times the memory, and so now we eagerly await the 64K device. We will not have to wait long. Already, Texas Instruments and Mostek have unveiled their respective contenders for the 64K crown, and it won't be long before others do the same.

The 64K RAM has a special magic of its own. Most micros such as the 8080 or the 6800 use a sixteen bit address bus, and $2^{16} = 64K$. In other words, with just *eight* sixteen pin d.i.l. packages you can give a microprocessor all the memory it can handle, and with that much memory even a modest micro will be able to run the most sophisticated software so far obtainable. But that's not all, as the memory chips have grown in capacity, so they have become

easier to use. The new Texas 64K RAM, the **TMS 4164**, has taken this to the limit by requiring only a single 5 volt supply and yet having a *lower* power requirement than its 16K predecessor. At the moment the 4164 is expensive, but it seems likely that in a few short years it will be inexpensive enough to take a giant part in the "microprocessor revolution".

Thanks for the memory, Texas!

SPEEDY SUMS

Doing useful arithmetic with a micro is not as easy as some people may have you believe. There is a world of difference between the basic 8 bit add and subtract instructions in most microprocessor chip instruction sets, and the floating point arithmetic we expect a packaged microprocessor system to handle via the keyboard. The difference is usually made up with a large software program known as a Floating Point Arithmetic Package which may need several kilobytes of memory. This sort of package can be obtained separately for most micros, and also comes as a standard feature of a BASIC interpreter or other high level language package. Trouble is, these floating point arithmetic routines are *slow*, taking perhaps 5ms for a multiplication and over 100ms to sort out $\sin x$. This may not sound too bad, but anyone who has done any BASIC programming will know that having to wait for a sophisticated program to deliver the goods is a perfectly normal part of the job. Of course, having to wait may not be a problem for some applications, but in others, particularly those which respond to events in real time, spare time is just not available.

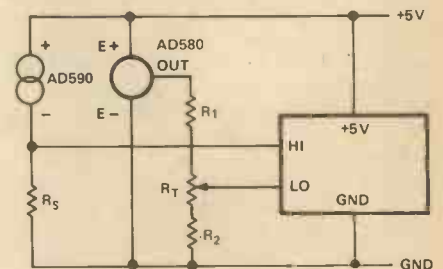
If you don't want to stuff *your* memory with a slow old floating point package, or if you are building a system which needs to do sums quickly, what you need is an **AM 9511** from A.M.D. This new wonder-chip does all the work in hardware in a fraction of the time taken by software, e.g. multiply—200 μ s, $\sin x$ —2ms. It'll work on 16 and 32 bit fixed point numbers and 32 bit floating point numbers with a range of plus or minus 2.7×10^{-29} to 9.2×10^{18} . You tell it what to do with single byte instructions, and in addition to normal arithmetic you get square roots, common and natural logs, sine cosine, tangent, and

their inverses together with fixed-to-floating point and floating-to-fixed point conversion routines.

Believe it or not, they manage to cram all of that into a single 24 pin package!

ABSOLUTE WINNER

Imagine a two terminal sensor device in a tiny TO18 can, which you can wire up in series with a battery and a microammeter to make a thermometer which has a scale factor of *exactly* 1 microamp per degree absolute (deg K).



	R_S	R_1	R_2	R_T
$^{\circ}K$	1k Ω	OPEN	SHORT	SHORT
$^{\circ}C$	1k Ω	9.09k Ω	1k Ω	200 Ω
$^{\circ}R$	1.8k Ω	OPEN	SHORT	SHORT
$^{\circ}F$	1.8k Ω	9.53k Ω	1.95k Ω	500 Ω

AD590 in a digital thermometer

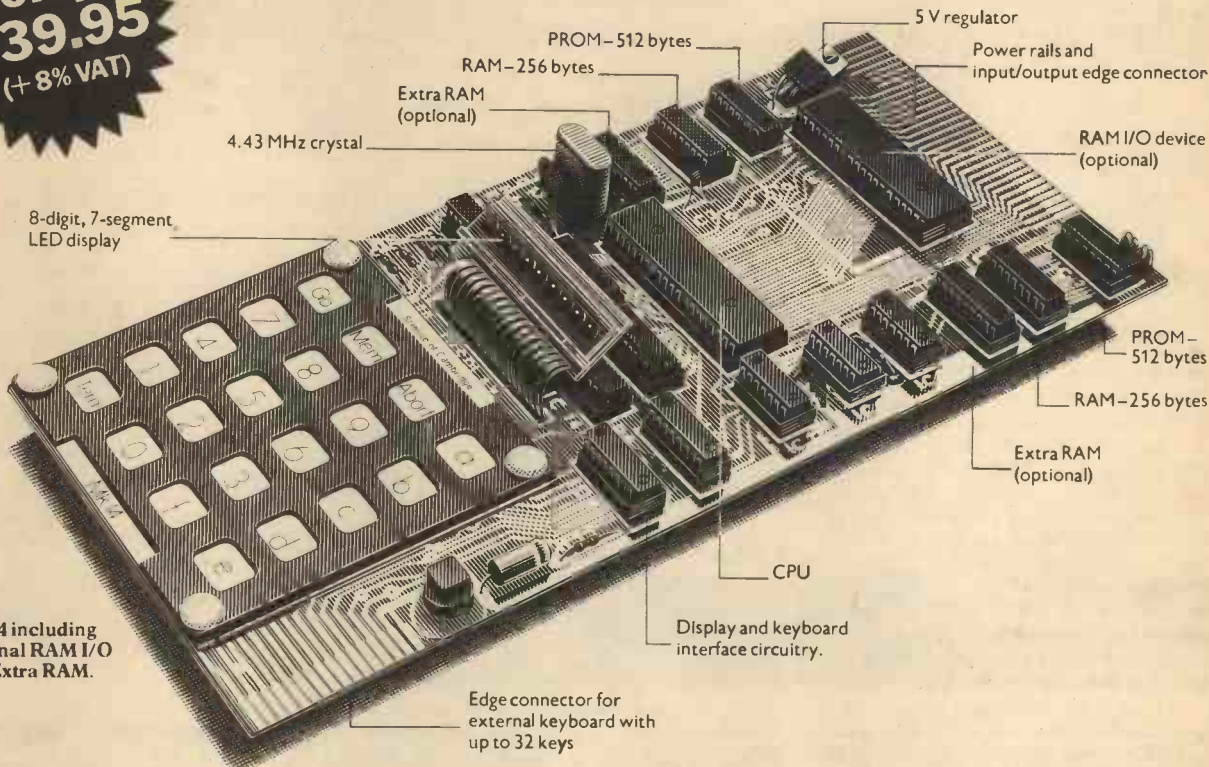
Useful? Well, you have just imagined the **AD 590** from Analog Devices, which is now available at a very reasonable price in this country. The new device owes its amazing accuracy and repeatability to the use of laser trimming, and it seems certain that its performance will make it a perfect replacement for thermistors and thermocouples for many applications. Trimming is carried out at 298.2 deg K (25 deg C) to give an output current of 298.2 microamps. Three calibration accuracies are available (Suffix J, K, L) with the AD 590L being best at ± 1 degree. The family will run from a 4 to 30 volt supply rail, and can provide a remote sensing facility, thanks to their current outputs which are not affected by cable voltage drops.

By teaming the AD 590 with an AD 580 voltage reference and a digital panel meter, you can make an excellent thermometer which can be scaled in Celsius, Fahrenheit, or Kelvin, by the appropriate selection of fixed resistors.

From Science of Cambridge: the new MK 14.

Simplest, most advanced, most flexible microcomputer – in kit form.

only
£39.95
(+ 8% VAT)



MK 14 including optional RAM I/O and Extra RAM.

The MK 14 is a complete microcomputer with a keyboard, a display, 8 x 512-byte pre-programmed PROMs, and a 256-byte RAM programmable through the keyboard.

As such the MK 14 can handle dozens of user-written programs through the hexadecimal keyboard.

Yet in kit form, the MK 14 costs only £39.95 (+ £3.20 VAT, and p&p).

More memory – and peripherals!

Optional extras include:

1. Extra RAM – 256 bytes.
2. 16-line RAM I/O device (allowed for on the PCB) giving further 128 bytes of RAM.
3. Low-cost cassette interface module – which means you can use ordinary tape cassettes/recorder for storage of data and programs.
4. Revised monitor, to get the most from the cassette interface module. It consists of 2 replacement PROMs, pre-programmed with sub-routines for the interface, offset calculations and single step, and single-operation data entry.
5. PROM programmer and blank PROMs to set up your own pre-programmed dedicated applications.

All are available now to owners of MK 14.

A valuable tool – and a training aid

As a computer, it handles operations of all types – from complex games to digital alarm clock functioning, from basic maths to a pulse delay chain. Programs are in the Manual, together with instructions for creating your own genuinely valuable programs. And, of course, it's a superb education and training aid – providing an ideal introduction to computer technology.

SPECIFICATIONS

- Hexadecimal keyboard ● 8-digit, 7-segment LED display ● 8 x 512 PROM, containing monitor program and interface instructions
- 256 bytes of RAM ● 4 MHz crystal ● 5 V regulator ● Single 8 V power supply ● Space available for extra 256-byte RAM and 16 port I/O ● Edge connector access to all data lines and I/O ports

Free Manual

Every MK 14 kit includes a Manual which deals with procedures from soldering techniques to interfacing with complex external equipment. It includes 20 sample programs including math routines (square root, etc), digital alarm clock, single-step, music box, mastermind and moon landing games, self-replication, general purpose sequencing, etc.

Designed for fast, easy assembly

The MK 14 can be assembled by anyone with a fine-tip soldering iron and a few hours' spare time, using the illustrated step-by-step instructions provided.

How to get your MK 14

Getting your MK 14 kit is easy. Just fill in the coupon below, and post it to us today, with a cheque or PO made payable to Science of Cambridge. And, of course, it comes to you with a comprehensive guarantee. If for any reason, you're not completely satisfied with your MK 14, return it to us within 14 days for a full cash refund.

Science of Cambridge Ltd,
6 Kings Parade, Cambridge, Cambs., CB2 1SN.
Telephone: Cambridge (0223) 311488

To: Science of Cambridge Ltd, 6 Kings Parade, Cambridge, Cambs., CB2 1SN.

Please send me the following, plus details of other peripherals:

- MK 14 Standard Microcomputer Kit " £43.55 (inc 40p p&p.)
- Extra RAM " £3.88 (inc p&p.)
- RAM I/O device " £8.42 (inc p&p.)

I enclose cheque/money order/PO for £_____ (indicate total amount.)

Name _____

Address (please print) _____

PE1 Allow 21 days for delivery.

Science of Cambridge



Handy size reels and dispensers

of the world's finest cored solder to do a professional job at home



SAVBIT
handy solder dispenser
Contains 2.3 metres approx. of 1.22mm Ersin Multicore Savbit Solder. Savbit increases life of copper bits by 10 times.
Size 5 58p inc. VAT

For soldering fine joints

Two more dispensers to simplify those smaller jobs. PC115 provides 6.4 metres approx. of 0.71mm solder for fine wires, small components and printed circuits.
69p inc. VAT

Or size 19A for kit wiring or radio and TV repairs. 2.1 metres approx. of 1.22 mm solder.
Size 19A 63p inc. VAT



Ersin Multicore Solder contains 5 cores of non-corrosive flux that instantly cleans heavily oxidised surfaces and makes fast, reliable soldering easy. No extra flux is required.

handy size reels of
SAVBIT, 40/60, 60/40 and ALU-SOL solder alloys

These latest Multicore solder reels are ideal for the toolbox. Popular specifications cover all general and electrical applications, plus a major advance in soldering aluminium. Ask for a free copy of 'Hintson Soldering' containing clear instructions to make every job easy.

Ref.	Alloy	Diam. (mm)	Length metres approx.	Use	Price inc. VAT
Size 3	40/60 Tin/Lead	1.6	10.0	For economical general purpose repairs and electrical joints.	£2.16
Size 4	ALU-SOL	1.6	8.5	For aluminium repairs. Also solders aluminium to copper, brass etc.	£2.46
Size 10	60/40 Tin/Lead	0.7	39.6	For fine wires, small components and printed circuits.	£2.38
Size 12	SAVBIT	1.2	13.7	For radio, TV and similar work. Increases copper-bit life tenfold.	£2.29

SOLDERING FLUX PASTES

'ERSIN' A non-corrosive, rosin based flux for general and electrical soldering in conjunction with 'Ersin' Multicore solders.
Ref AF14 48p inc. VAT

'ARAX' For general metal joining in conjunction with 'Arax' Multicore solders.
Ref RF10 48p inc. VAT

BIB WIRE STRIPPER and CUTTER

Fitted with unique 8-gauge selector and handle locking device. Sprung for automatic opening. Strips flex and cable in seconds.
Model 8B 97p inc. VAT
Pat. No. 144913

EMERGENCY SOLDER

Self-fluxing, tin/lead solder tape that melts with a match. For electrical and non-electrical applications.
Size ES36 39p inc. VAT

MULTICORE DESOLDERING WICK

Absorbs solder instantly from tags, printed circuits, etc. Only needs 40-50 watt soldering iron. Quick and easy to use.
Non-corrosive. Size AB10 97p inc. VAT

ECONOPAK

A reel of 1.2mm 'Ersin' Multicore solder for general electrical use.
Size 13A £2.59 inc. VAT

A reel of 3mm 'Arax' Multicore solder for general non electrical use.
Size 16A £2.59 inc. VAT

Sole U.K. Sales Concessionaires
Bib Hi-Fi Accessories Limited,
Kelsey House, Wood Lane End Hemel Hempstead, Herts. HP2 4RQ
Prices shown are recommended retail inc VAT. From electrical and hardware shops. In difficulty send direct, plus 20p P & P. Prices and specifications subject to change without notice.

MINI MULTI METER £5.60



SPECIFICATION:
1KΩ/VOLT.
DC RANGE:
0-10, 0-50, 0-250, 0-1000.
AC RANGE:
0-10, 0-50, 0-250, 0-1000.
RESISTANCE:
0-150KΩ (2K5 centre scale)
DECIBELS:
-10 to +22dB

Measuring 60W x 95D x 33H (mm) and weighing 100 grams. This makes an ideal beginners meter or a 'second' unit. Comes complete with two 23in. leads, instructions and battery.

NORMAL PRICE £7.51

OUR PRICE £5.60

+40p POST AND PACKING
DELIVERY G'TEED WITHIN 4 WORKING DAYS

SEND NOW TO:
M. D. MARKETING, P.O. BOX 4, HINCKLEY, LEICESTERSHIRE.
REG. OFFICE: 22, STATION ROAD, HINCKLEY.

HAVE YOU DONE IT LATELY!

Fit a new tape head and transform the performance of your tape recorder



QUALITY
REEL TO REEL
AND CASSETTE TAPE HEADS



Please enclose

Full Catalogue 25p

20p P&P with order

B24-RP stereo cassette glass/ferrite record/playback £9.84
B12-01 mono cass. playbk. £1.60 B24-01 stereo cass. playbk. £2.80
A28-05 stereo 8tk cartridge £1.80 E12-09 stereo/mono cass. erase £1.80

5/7 Church St, Crewkerne, Som. Tel. (0460) 74321

TRANSISTORS	p	BF 324	26	DIODES	p	7409	17.	W/W RESISTORS	p
ASY 66	86	*BF 336	32	*AA 119	7	7420	15	2.5W Axial Leads.	10
BC 107/8	9	*BF 337	28	*BB 105A	27	7427	27	5W Radial Leads.	9
BC 109	9	*BF 80	23	*BB 105B	30	7430	15	10W Axial Leads.	9
*BC 132	14	BFY 50/2	18	*BY 127	10	7440	80	15W Radial Leads.	10
*BC 147/8	8	BSX 19/20	16	IN 4001/2	5	7445	80		
*BC 149	9	BT 106	110	IN 4006/7	7	7472	25		
*BC 157/8	9	*BU 205	150	*IS 44	4	7474	27		
*BC 159	10	*BU 208	160	*IS 940/1	4	7476	30		
*BC 2078	11	*BU 208A	175			7480	45		
BC 351	10	C 106D	44	LINEAR I.C.'s	p	7482	69	BARGAIN PAKS	
BCY 70/1	15	MJE 340	43	741 8P	19	7483	72	ALL ITEMS NEW & MARKED	
BCY 72	15	MJE 520	43	555 8P	27	7490	33	*PAK 1	
BD 115	33	OC 201	72	*76003N	170	7491	75	100 Gen. Purpose Transistors	
BD 131/2	34	*R 2010B	170	*76013N	130	7495	60	including BC 149, 2N 3703,	
BD 135/7	35	*R 2010H	170	*76023N	130	7496	57	etc. £5.00	
BD 138/9	36	TIP 31A	39	*76033N	170	7496	60	PAK 2	
BD 695A	65	TIP 32A	46	*T8A 120A	60	74100	95	20 Transistors including	
BD 696A	65	TIP 41A	61	*T8A 800	80	74107	29	BD 115, BD 695A, etc. £5.50	
BF 115	18	TIP 42A	62		p	74121	75	PAK 3	
BF 183/4	28	*ZTX 212/8	16	TTL	0	74123	48	100 Mixed W/W Resistors	
*BF 194/5	9	*ZTX 302	11	7400	13	74151	64	including 2.5W, 5W, 10W,	
*BF 197	10	2N 930	16	7401	13	74155	54	etc. £3.50	
*BF 198	16	2N 3053	20	7402	13	74157	65	PAK 4	
BF 200	28	2N 3855	50	7404	14	74164	105	100 off 74 series with	
BF 257	26	*2N 3703/5	9	7405	14	74190	100	Preformed Pins including	
BF 258/9	26	2N 4442	80	7408	17	74193	100	7410, 7430, etc. £4.00	
								*PAK 5	
								100 Gen. purpose Diodes	
								including 1S 44, 1S 941,	
								etc. £2.00	

Min. Order £2.00. P.A.P. 30p. VAT please add 8% except those marked * which are 12.5% Large S.A.E. for Lists. Export, Wholesale and Industrial Enquiries Welcome

K & A DISTRIBUTORS
52 Barkby Road, Syston, Leicester, LE7 8AF. Tel.: 0533 609391

Discounts: 25 + 10% (of any one type)

Logic Circuit Tester

N.D. JONES

THIS TTL test probe which uses l.e.d.s to display logic levels will also provide other useful information about the circuit under test:

1. A simple input buffer which reduces the loading on a TTL input indicates whether or not connecting an additional input will exceed the fan-out of the gate under test.
2. When the input to a gate is unconnected the tester will indicate an open circuit.
3. Any narrow pulses which could pass undetected are displayed by an l.e.d. that changes state (from on to off or vice versa) with each input pulse.

CIRCUIT DESCRIPTION

The complete circuit diagram of the Logic Circuit Tester is shown in Fig. 1.

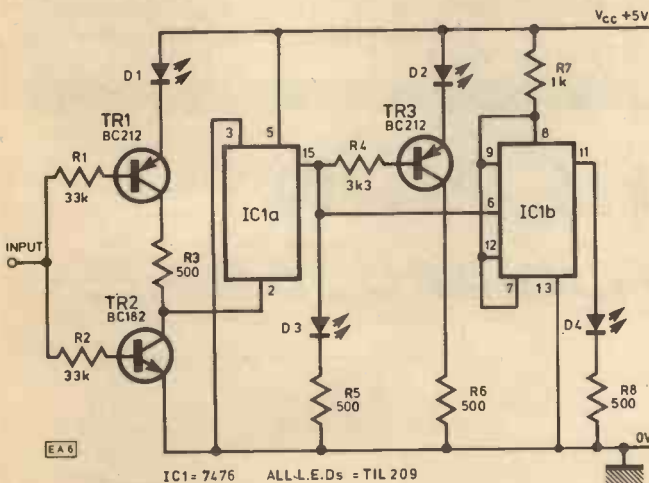


Fig. 1. Complete circuit diagram of the Logic Circuit Tester

TR1 and TR2 act as an inverting buffer to reduce loading on the gate to which the probe is connected and D1 indicates if a valid logic level is present on the input. If the input is at logic level 0 (about 0.3V) TR2 will be turned off and TR1 turned on, so that no current will pass through D1. Similarly, if the input voltage is higher than about 2.55V [$V_{cc} - (V_{be} \text{ of TR1} + \text{about } 1.75V \text{ across D1})$], corresponding to a valid logic 1, TR1 will be off and TR2 on.

If the input voltage is anywhere between these two limits then both TR1 and TR2 will be on and D1 will light to show an incorrect or open circuit input.

The input state is indicated by the use of half a 7476 dual J-K flip flop. If the "clear" input (pin 3) of the 7476 is 0 the "Q" output (pin 15) will be the inverse of the "preset" input. D3 which is connected directly to this output lights when the probe is at logic 1. TR3 acts as an inverter to drive D2 which lights to indicate a 0 input.

The other half of the 7476 is used to display pulses; if the "J" and "K" inputs (pins 9 & 12) are 1 then the "Q" output (pin 11) will change state once for every complete pulse on the "clock" input, even if it is too short to produce a visible change in D2 and D3. The current consumption of the whole circuit is only about 20mA and its power is obtained from the 5V supply of the circuit being tested.

CONSTRUCTION

The prototype unit was constructed using the printed circuit board layout shown in Fig. 2 with the component overlay shown in Fig. 3.

The finished unit was mounted into a diecast case which was drilled as shown in Fig. 4.

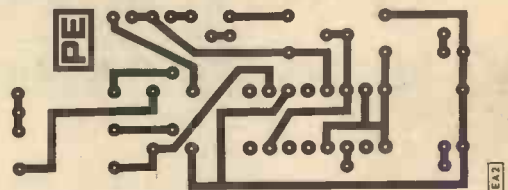


Fig. 2. P.c.b. layout for the Logic Tester

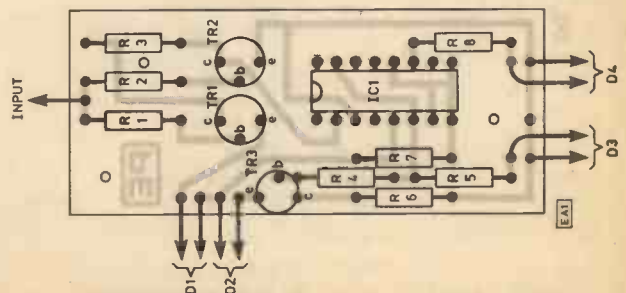


Fig. 3. Component layout for the Logic Tester

After the p.c.b. has been soldered and mounted into the case the four l.e.d.s can be fitted into the case top and wired to the board. Labelling for the l.e.d.s is shown in Table 1.

Table 1	
D1	Open Circuit
D2	Zero
D3	One
D4	Pulsed Input

The probe which can be made from a piece of plastics tube 8mm dia. (e.g. a ballpoint case) should have a small brass contact fitted in the end. Before fixing the contact into position the input lead should be soldered to it.

Finally the probe can be mounted into the case and Araldited into position.

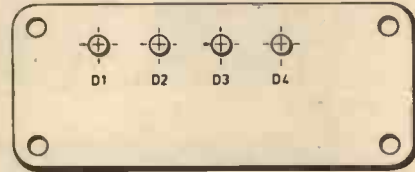
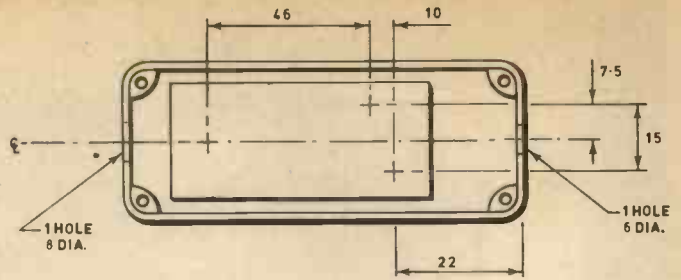


Fig. 4. Case drilling details

l.e.d.s shine equally brightly; this is particularly likely if different coloured l.e.d.s are used.

USING THE LOGIC TESTER

To operate the logic tester, the power leads are connected using crocodile clips to the +5V and 0V lines of the circuit to be tested. D1, D3 and possibly D4 will then light. When connected to a correct logic level D1 will go out and D2 or D3 will indicate the input's state. If the input is oscillating with a mark/space ratio of about 1 then D2, D3 and D4 will light. If D4 changes state without any visible alteration to D2 and D3 then a narrow pulse has been detected.

The tester is also useful in detecting wiring errors in logic circuits as a single gate input, if unconnected, to any output, will float at about 2V and so D1 will indicate it as not connected. However, it must be remembered that some devices such as a flip flops have several gate inputs internally connected to the same pin, and such multiple inputs will, if not connected, float at a somewhat higher voltage and cannot be distinguished from a valid logical 1. ★

COMPONENTS . . .

Resistors

R1, R2	33k (2 off)
R3, R5, R6, R8	500 (4 off)
R4	3k3
R7	1k
All 1/4W 5% carbon	

Semiconductors

TR1, TR3	BC212 (2 off)
TR2	BC182
IC1	7476 dual J-K flip flop
D1-D4	TIL209 (4 off)

Miscellaneous

2 off crocodile clips (insulated) 1 red, 1 black
Diecast box 89 x 35 x 30mm RS type 509-923

It may be necessary to alter the values of some of the 500 Ohm resistors used to limit the l.e.d. currents so that all

MORE TO THE POINT

NEW COMPONENT STANDARD FOR P.E.

Apart from current constructional series this issue sees the commencement of a new house style of assigning component values. This means that in future large numbers of zeros and decimal points will be avoided.


With resistance, inductance and capacitance values the reductions

p (pico -)	= 10 ⁻¹²
n (nano -)	= 10 ⁻⁹
μ (micro -)	= 10 ⁻⁶
m (milli -)	= 10 ⁻³
k (kilo -)	= 10 ³
M (mega -)	= 10 ⁶
G (giga -)	= 10 ⁹


will replace the decimal point where appropriate.

To illustrate this some typical component changes are given:

Resistance	Now	Before
	3k9	3.9kΩ
	1M5	1.5MΩ
	470	470Ω
Capacitance	2Ω2	2.2Ω
	680μ	680μF
	4μ7	4.7μF
	470n	0.47μF
	47n	0.047μF
Inductance	4p7	4.7pF
	3H4	3.4H
	800m	800mH
	2m6	2.6mH
	1m	1mH



Super 6
£162.00 plus VAT



Super 10
£219.00 plus VAT

The professional scope you've always needed.

When it comes to oscilloscopes, you'll have to go a long way to equal the reliability and performance of Calscope.

Calscope set new standards in their products, as you'll discover when you compare specification and price against the competition.

The Calscope Super 10, dual trace 10 MHz has probably the highest standard anywhere for a low cost general purpose oscilloscope. A 3% accuracy is obtained by the use of stabilised power supplies which cope with mains fluctuations. The price £219 plus VAT.

The Super 6 is a portable 6MHz single beam model with easy to use controls

and has a time base range of 1 μ s to 100ms/cm with 10mV sensitivity. Price £162 plus VAT.

Calscopes are available from:

Audio Electronics
301 Edgware Road
London W.2.
Tel.: 01-724 3564
Access and Barclaycard facilities
(Personal Shoppers)

Maplin Electronics Supplies Ltd.
P.O. Box 3
Rayleigh, Essex
Tel.: 0702 715 155
(Mail Order)

Marshall's Electronic Components,
Kingsgate House,
Kingsgate Place,
London NW6.

CALSCOPE

TRAIN FOR SUCCESS

in Radio, Television & Electronics

ICS have helped thousands of ambitious people to move up into higher paid more secure jobs in the field of electronics - now it can be your turn.

Whether you are a newcomer to the field or already working in the industry, ICS can provide you with the specialised training so essential to success.

Personal Tuition and Guaranteed Success

The expert and personal guidance by fully qualified tutors, backed by the ICS guarantee of tuition until successful, is the key to our outstanding record in the technical training field. You study at the time and pace that suits you best and in your own home. In the words of one of our many successful students: "Since starting my course, my salary has trebled and I am expecting a further increase when my course is completed."

City and Guilds Certificates

Excellent job prospects await those who hold one of these recognised certificates. ICS can coach you for:

- Telecommunications Technicians
- Radio, T.V. Electronics Technicians
- Technical Communications
- Radio Servicing Theory
- Radio Amateurs
- Electrical Installation Work
- Also MPT Radio Communications Certificate

Diploma Courses

- Colour T.V. Servicing
- Electronic Engineering & Maintenance
- Computer Engineering and Programming
- Radio, T.V. and Audio, Engineering & Servicing
- Electrical Engineering, Installations & Contracting

Other Career Courses

A wide range of other technical and professional courses are available including GCE.

FREE BOOK

Post this coupon or 'phone today for free ICS careers guide.

Name _____

Address _____

Age _____

ICS

To ICS, Dept. C273, Intertext House, London SW8 4UJ or telephone 01-622 9911 (all hours)

FLADAR DUAL VOLTAGE TRANSFORMERS

PRIMARY 220-240 50HZ.
ALTERNATIVE SECONDARY VOLTAGE AND CURRENT
AVAILABLE BY SERIES OR PARALLEL CONNECTION

Type	Voltage	Current	£	p/p	Type	Voltage	Current	£	p/p
08FE08	6+6	0.5A EACH	1.50	50p	20FE24	24+24	0.4A EACH	2.60	70p
08FE06	6+8	0.6A EACH	1.80	50p	50FE24	24+24	0.5A EACH	3.10	70p
12FE08	6+6	1A EACH	2.00	60p	60FE24	24+24	1.2A EACH	3.50	85p
20FE06	6+6	1.6A EACH	2.60	70p	80FE24	24+24	1.5A EACH	4.50	100p
50FE06	6+6	3A EACH	3.10	70p	50FE28	28+28	0.75A EACH	3.10	70p
60FE06	6+6	4A EACH	3.60	85p	60FE28	28+28	1.1A EACH	3.60	85p
08FE09	9+9	0.3A EACH	1.50	50p	80FE28	28+28	1.4A EACH	4.50	100p
08FE09	9+9	0.5A EACH	1.80	50p	20FE30	30+30	0.35A EACH	2.60	70p
12FE09	9+9	0.75A EACH	2.00	60p	50FE30	30+30	0.75A EACH	3.10	70p
20FE09	9+9	1A EACH	2.60	70p	60FE30	30+30	1A EACH	3.60	85p
50FE09	9+9	2.5A EACH	3.10	70p	80FE30	30+30	1.2A EACH	4.50	100p
60FE09	9+9	3A EACH	3.60	85p					
06FE12	12+12	0.25A EACH	1.50	50p	MULTI-TAP RANGE, VOLTAGE				
08FE12	12+12	0.3A EACH	1.80	50p	AVAILABLE 3, 4, 5, 6, 8, 9, 10, 12, 15, 18, 12-0-12 OR 15.0-15				
12FE12	12+12	0.5A EACH	2.00	60p	30FE30	0-12-15 24-30	1A	3.40	70p
20FE12	12+12	0.8A EACH	2.60	70p	60FE30	0-12-15 24-30	2A	3.70	85p
50FE12	12+12	2A EACH	3.10	70p	80FE30	0-12-15 24-30	3A	4.50	100p
60FE12	12+12	2.5A EACH	3.60	85p	100FE30	0-12-15 24-30	4A	5.80	115p
80FE12	12+12	3A EACH	4.50	100p					
06FE15	15+15	0.2A EACH	1.50	50p	CENTRE TAP SECONDARY				
08FE15	15+15	0.25A EACH	1.80	50p	FE06	6-0-6	1A EACH	2.00	60p
12FE15	15+15	0.4A EACH	2.00	60p	FE09	9-0-9	1A EACH	2.60	70p
20FE15	15+15	0.6A EACH	2.60	70p	FE12	12-0-12	1A EACH	2.60	70p
50FE15	15+15	1.5A EACH	3.10	70p	FE15	15-0-15	1A EACH	3.10	70p
60FE15	15+15	2A EACH	3.60	85p	FE20	20-0-20	1A EACH	3.10	70p
80FE15	15+15	3A EACH	4.50	100p	60FE28	28-0-28	1A EACH	3.60	100p
06FE20	20+20	0.15A EACH	1.50	50p	60FE28	28-0-28	1A EACH	3.60	100p
08FE20	20+20	0.2A EACH	1.80	50p	60FE30	30-0-30	1A EACH	3.60	100p
12FE20	20+20	0.25A EACH	2.00	60p	100FE26	26-0-26	2A EACH	5.15	115p
20FE20	20+20	0.5A EACH	2.60	70p	100FE30	30-0-30	2A EACH	5.15	115p
50FE20	20+20	1.2A EACH	3.10	70p	100FE36	36-0-36	2A EACH	6.15	115p
60FE20	20+20	1.5A EACH	3.60	85p					
80FE20	20+20	2A EACH	4.50	100p	AIR CORED AUDIO CROSS OVER COILS				
CHARGER TRANSFORMER					FE01	0.1mH	0.26	20p	
48FE12	0-6-12	4A	3.10	70p	FE03	0.3mH	0.26	20p	
66FE12	0-6-12	5A	3.80	85p	FE05	0.5mH	0.30	20p	
70FE12	0-6-12	6A	4.86	100p	FE10	1.0mH	0.60	25p	
08FE24	24+24	0.15A EACH	1.80	50p	FE26	2.0mH	0.75	30p	
12FE24	24+24	0.2A EACH	2.00	60p					

FLADAR ELECTRIC
P.O. BOX 19
WESTCLIFF-ON-SEA
ESSEX. 0702-613314

TRADE ENQUIRIES
WELCOME
PLEASE ENQUIRE
FOR OTHER TYPES
NOT SHOWN

PAYMENT TERMS:
C.W.O. Cheques,
Postal Orders
Please Add 8% VAT
After post & packing.

PHOENIX ELECTRONICS (SOLENT) LTD.

46 Osborne Rd., Southsea, Hants.

We've got a new catalogue - with a lot of new components. Such as

CMOS

4000	0.18	4017	0.79	4050	0.49	4511	1.20
4001	0.18	4018	0.79	4052	0.95	4514	2.40
4002	0.18	4020	0.89	4070	0.28	4516	0.99
4008	0.79	4023	0.18	4081	0.18	4518	0.99
4011	0.18	4015	0.18	4093	0.79	4528	0.99
4012	0.18	4017	0.59	4402	0.38	4531	0.99
4013	0.45	4028	0.79	4412	0.38	4543	0.99
4014	0.99	4042	0.89	4445	1.75	4581	1.85
4015	0.79	4046	1.20	4502	0.99	4582	1.25
4016	0.39	4049	0.49	4510	1.20	4584	0.69

Cermet trimmers

Type 94	0.79	Type 90H/V	0.36	Type E	0.59
---------	------	------------	------	--------	------

Transformers

1VA	1.10	6VA pcb	2.20	6VA open	1.98	20VA	3.30
1.2VA	2.98	6VA enc	2.70	20VA min	2.48	50VA	5.48

LED'S

Réd	0.17	Green	0.25	Yellow	0.25
-----	------	-------	------	--------	------

and hundreds of other components.

Send me your 1978 catalogue - free.

Name.....

Address.....



INDUSTRY NOTEBOOK

By Nexus



Pioneer

Most of the "greats" in electronics started their businesses in their garage at home or in other non-business premises. Hewlett and Packard started their partnership in a garage in the USA. Tom Jermyn in the UK started part time manufacture in his garage. Honeywell UK started in a room in London over a pub. Arthur William Stapleton, who died recently, mourned by the whole industry, started his business in a poultry shed. That was way back in 1922 but it was not until ten years later that he registered his company as Advance Components Ltd., later to become Advance Electronics and since 1974 two divisions of Gould Inc., USA.

Stapleton's speciality both before and after the 1939-45 war was low-cost signal generators. Good knock-about instruments, never claiming to be in the top class but always in demand and giving years of service. You saw them everywhere, in professional laboratories as well as in radio dealers' workshops. When I first met him he had some 300 staff, all of whom he knew by name. He stimulated interest by running staff competitions and used to hand out fivers from his own wallet to meritorious performers on the shop floor. One big happy family.

I am not saying that today's Gould Instrument Division is better or worse, only that it must be different in character if only because of a vigorous product policy, leadership by new-style business-school trained professionals, efficiency the top priority for survival in a fiercely competitive market. But I doubt if it is a happier ship than when Stapleton was at the helm.

Nearly all the top men in the industry I have had the privilege of meeting, some of them millionaires, tell me that the best time of their lives was not the ultimate success but the early struggle to achieve it. Nostalgia? Rubbish? Take your choice.

Carve-up

All the big companies are now busy planning their positions as far ahead of the mid 1980s. The Americans and the Japanese are consolidating their markets in Europe by establishing new operations or forming joint ventures with European-based companies. The Japanese and the Europeans in their turn are starting up, buying in, or getting into bed with companies in America.

This is especially true in microcircuits. I note that Motorola and Harris are both said to be doing deals with French companies, Thomson CSF and Matra respectively, new elements in technology exchange, possibly in manufacture and marketing, too. The fear of trade protection (banning or restricting imports) encourages the Americans and Japanese to move more positively into Europe—to be on the inside, to become, in effect, a British or French or German company, just as Standard Telephones & Cables and other US ITT companies in the UK are regarded as purely British in trade terms and are in fact run by British management with British workers and enjoy all the subsidies for setting up new plants in depressed areas.

New anxieties are now being expressed on the impact of imported colour TV tubes in Europe. Latest figures are that 47 per cent of all colour tubes used in Europe are of foreign manufacture, mainly from Japan. This, clearly, is a threat to the European tube manufacturers and the possibility of import restriction is very real. So the Japanese would like to establish their own plants in Europe but this, of course, represents an internal threat to established European manufacturers. Readers will recall that Hitachi wanted to start a plant in Britain but permission was refused. This sort of struggle is destined to continue.

The 64K Race

The 64K Random Access Memory (RAM) market is already hotting up. Hard on the heels of Texas Instruments now comes news that Mostek is second in the field with production samples for the trade. The Mostek device is pin-compatible with the TI product but claims a faster access time although at the expense of higher power dissipation. There is also news of a 64K RAM built in-house at IBM and already being used in the 8100 Information System, though this RAM is apparently not being offered in the open market.

The 64K RAM was, of course, supposed to be the way into the market for the new British i.c. company INMOS. After the initial flurry of excitement of the first announcements, further stimulated by well-publicised litigation in the United States to prevent Mostek "trade secrets" being exploited in Britain by former Mostek employees, everything has gone relatively quiet.

Except, that is, for an extended interview with INMOS founder-member Ian Barron published in the IEE journal "Electronics and Power". Barron does not preclude the possibility that INMOS may one day be in

the 64K RAM business but he is wisely non-committal on the proposed product range, only that it will "achieve the complexity level necessary for the 64K RAM". This, of course, leaves everything wide open, perhaps as it should be for a company still virtually on the drawing board and some two years away from production, and even that assessment could be optimistic.

Scanner Saga

The golden year for the EMI Scanner, which revolutionised medical diagnosis, was 1975 when turnover on their great product was £20.4 million, showing a profit of £9.2 million. By 1977 turnover had shot up to a magnificent £93.2 million on which profit, as a percentage of turnover, had slumped to £14.7 million, but still a useful gain. Cut-backs in US medical spending depressed turnover to £66.5 million in 1978 with an accompanying loss of £13.2 million. So in the last two years with a turn-over of £160 million the profit has been a minuscule £1.5 million, less than 1 per cent.

After EMI's big initial breakthrough the competition got to work and there are now plenty of rival products. As EMI sales are nearly all overseas the company had to set up a world-wide and costly service network to support the Scanner in the field. Then came the US cut-backs in spending plus the natural attraction in the USA of buying a locally made machine.

But EMI could still reap a rich harvest from claimed patent infringements, especially by wealthy US competitors. EMI is said to hold some 500 patents on the Scanner and if successful in the courts there could be substantial arrears of royalties due some time in the future. Meantime, the US sales slump is to some extent offset by greatly increased sales elsewhere in the world and the new EMI 7070 System, said to be the most advanced machine ever, should help Scanner sales back into the black.

Videotex

France, as chauvinistic as ever, is going her own way with Viewdata (now known as Prestel in the UK). They are to call their system Videotex, as is the Bell Canada system, and it is scheduled for market trials in 1980 and a full service by 1982/83. Will Videotex be the odd-man-out in Europe as was the French Secam CTV system in the 60s and the 819-line system before that?

Car Electronics

A few years ago the idea of putting computers into production cars was open to question. Now, it seems, that the inroads of electronics to this area could contribute to 10 per cent of car cost by the 1980s and 30 per cent by the year 2000. In the US, models of the 1980s are expected to incorporate computerised engine control and this will inevitably appear in European models.



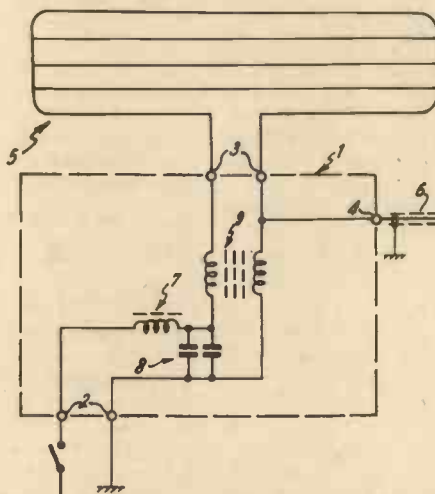
PATENTS REVIEW...

Copies of Patents can be obtained from :
 the Patent Office Sales, St. Mary Cray, Orpington, Kent Price 95p each

SCREEN HEATER AERIAL

In BP 1 520 030, B.S.H. Electronics (Manchester) Ltd. suggest simple circuitry for enabling the heating element of an electrically heated motor car window to be used as a radio aerial. This is not a new idea, but according to the patent, previously proposed solutions have relied on large air-cored chokes between the element and the car d.c. supply to provide a low resistance path for the d.c. power and a high impedance path for the radio signal to avoid loss of signal strength and reduce interference breakthrough. One disadvantage attributed to past designs is that the chokes degrade signal strength due to coil capacitance.

The allegedly new idea is described and sketched in the patent and preferred circuit component values suggested. Essentially the heating element 5 is connected to the car battery and car radio aerial input by means of a "black box" blocking circuit which can be sold as an accessory. The d.c. battery input 2 is routed to the connector 3 for the heater 5 via choke 7 and coils 9



bridged by a pair of ceramic filter capacitors 8. The aerial 6 connects direct to heater terminal 3.

In use heating current flows unimpeded from the car battery to the heating element via the choke and coils which provide a low impedance path to d.c. At the same time radio signals received by the heating ele-

ment 5, and which are in phase at terminals 3, flow to the radio aerial input. The coils 9 provide a high impedance blocking path for r.f. thereby preventing loss of signal strength. The coils 9, along with the filter capacitors and choke 7, prevent interference from the heating power circuit reaching the radio aerial.

It is suggested that a number of tuned inductance-capacitance circuits can be connected in series between the aerial terminal and earth, each circuit being tuned to a frequency in the middle of a different broadcast band, e.g. VHF FM, AM MW and AM LW. Each circuit thus presents a high impedance in its own tuned band.

It is also suggested that the choke 7 may be wound from twenty turns of 10 s.w.g. wire on a pot core of 36mm diameter and 23mm height, the winding of the core air-gapped to give an optimum inductance of between 60 to 100µH and a current rating of 10A. The filter capacitors 8 may be 1µF ceramics and between 10 and 25µF tantalum electrolytics. The coils, 9, may be formed by bifilar winding of 18 turns of 19 s.w.g. wire on a pot core of 30mm diameter and 19mm height with no air gaps to give an inductance of around 2mH.

LOG POT

Indesit of Turin Italy in BP 1 497 418 patent a potentiometer with a logarithmic function which, the company claims, is far easier to manufacture than a log pot of conventional type. Conventionally a non-linear law is obtained by distributing the resistive material of the potentiometer in a non-uniform manner or by varying its geometrical cross section. Indesit claim to achieve a reasonably accurate logarithmic law from a linear potentiometer by loading its output with an additional fixed resistor.

Indesit start from the premise that an ideal logarithmic potentiometer should have a resistance variation R plotted against the position of the wiper, the resistance R being proportional to:

$$y = \frac{a^{kx} - 1}{a^k - 1}$$

Where x is the position of the wiper represented as a percentage of its total range of movement, and a and k are two

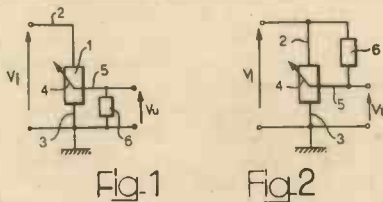


Fig. 1

Fig. 2

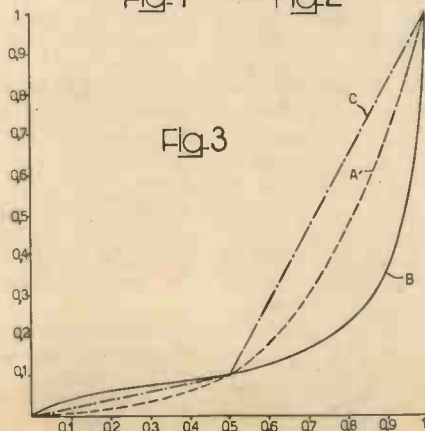


Fig. 3

prefixed constants, Figs. 1 and 2 show how an additional resistor 6 is bridged between the pot wiper and one of its two other terminals. In each case the output is attenuated. The transfer function between output (V_o) and input (V_i) is equal to:

$$\frac{x}{1 - cx(x-1)}$$


Where x is again the wiper position and c is the ratio between potentiometer and additional resistances.

Clearly the manner of choosing the constant c is the essence of the invention and a string of calculation steps are given. One suggested value is $c = 16$. Fig. 3 shows graphically the ideal logarithmic curve A, and a compromise curve B obtained with the circuit of the invention after selection of the constant as $c = 16$.

Also shown is a curve C obtained from a commercially available logarithmic potentiometer. Clearly curve B (of the invention pot) does not have the discontinuities present in curve C (conventional log pot).

Understanding Digital Electronics

New teach-yourself courses



Design of Digital Systems is written for the engineer seeking to learn more about digital electronics. Its six volumes – each A4 size are packed with information, diagrams and questions designed to lead you step-by-step through number systems and Boolean algebra to memories, counters and simple arithmetic circuits, and finally to a complete understanding of the design and operation of calculators and computers.

The contents of Design of Digital Systems include:

Book 1 Octal, hexadecimal and binary number systems; conversion between number systems; representation of negative numbers; complementary systems; binary multiplication and division.


Book 2 OR and AND functions; logic gates; NOT, exclusive-OR, NAND, NOR and exclusive-NOR functions; multiple input gates; truth tables; De Morgans Laws; canonical forms; logic conventions; Karnaugh mapping; three-state and wired logic.

Book 3 Half adders and full adders; subtractors; serial and parallel adders; processors and arithmetic logic units (ALUs); multiplication and division systems.

Book 4 Flip flops; shift registers; asynchronous and synchronous counters; ring, Johnson and exclusive-OR feedback counters; random access memories (RAMs) and read only memories (ROMs).

Book 5 Structure of calculators; keyboard encoding; decoding display data; register systems; control unit; program ROM; address decoding; instruction sets; instruction decoding; control program structure.

Book 6 Central processing unit (CPU); memory organization; character representation; program storage; address modes; input/output systems; program interrupts; interrupt priorities; programming; assemblers; computers; executive programs; operating systems and time sharing.



Digital Computer Logic and Electronics is designed for the beginner. No mathematical knowledge other than simple arithmetic is assumed, though the student should have an aptitude for logical thought. It consists of four volumes – each A4 size – and serves as an introduction to the subject of digital electronics. Everyone can learn from it – designer, executive, scientist, student, engineer.

Contents include: Binary, octal and decimal number systems; conversion between number systems; AND, OR, NOR and NAND gates and inverters; Boolean algebra and truth tables; De Morgans Laws; design of logic circuits using NOR gates; R-S and J-K flip flops; binary counters, shift registers and half adders.

CAMBRIDGE LEARNING ENTERPRISES, Unit 24, Rivermill Site, FREEPOST, ST. IVES, HUNTINGDON, CAMBS. PE22 4BR, ENGLAND. TELEPHONE ST. IVES (0480) 67446. PROPRIETORS: DRAYRIDGE LTD. REG. OFFICE: RIVERMILL LODGE, ST. IVES. REGD. IN ENGLAND NO. 1328762

In the years ahead the products of digital electronics technology will play an important part in your life. Calculators and digital watches are already commonplace. Tomorrow a digital display could show your vehicle speed and fuel consumption; you could be calling people by entering their name into a telephone which would automatically look up their number and dial it for you.

These courses were written by experts in electronics and learning systems so that you could teach yourself the theory and application of digital logic. Learning by self-instruction has the advantages of being faster and more thorough than classroom learning. You work at your own pace and must respond by answering questions on each new piece of information before proceeding.

After completing these courses you will have broadened your career prospects and increased your fundamental understanding of the rapidly changing technological world around you.

The six volumes of Design of Digital Systems cost only: **£8.10** +90p post & packing

And the four volumes of Digital Computer Logic and Electronics cost only: **£4.60** +90p post & packing

But if you buy both courses, the total cost is only: **£12** +£1 post & packing

Price includes surface mail anywhere in the world: Airmail extra.

Flow Charts & Algorithms

HELP YOU PRESENT:

safety procedures, government legislation, office procedures, teaching materials and computer programs by means of YES and NO answers to questions.

THE ALGORITHM WRITER'S GUIDE explains how to: define the questions, put them in the best order and draw the flow chart, with numerous examples shown. All that students require is an aptitude for logical thought. Size: A5, 130 pages. This book is a **MUST** for those with things to say.

£2.95 + 45p post and packing by surface mail anywhere in the world. Airmail extra.

GUARANTEE

If you are not entirely satisfied your money will be refunded.

Please allow 21 days for delivery.

Cambridge Learning Enterprises, Unit 24, Rivermill Site, FREEPOST, St. Ives, Huntingdon, Cambs. PE22 4BR, England.

Please send me the following books:

-sets Digital Computer Logic & Electronics @ £5.50, p & p included
-sets Design of Digital Systems @ £9.00, p & p included
-Combined sets @ £13.00, p & p included
-The Algorithm Writer's guide @ £3.40, p & p included

Name

Address

I enclose a *cheque/PO payable to Cambridge Learning Enterprises for £.....

Please charge my *Access/Barclaycard/Visa/Eurocard/Mastercharge/Interbank account number.....

Signature.....*delete as appropriate.

Telephone orders from credit card holders accepted on 0480-67446 (Ansafone). Overseas customers should send a bank draft in sterling drawn on a London Bank, or quote credit card number.

PE24

GODDARD'S COMPONENTS

MAIL ORDER DEPT.

110 LONDON ROAD, ST. ALBANS, HERTS. AL1 1NX

Callers Welcome MON-SAT: 9.30-5.30

THURS: Closed all day

Lunch: MON-FRI: 1.30-2.30, SAT: 1.00-2.00

ALL PRICES INCLUDE VAT

STEREO



CASSETTE RECORDER DECK AND PRE AMPLIFIERS

- with + solenoid auto-stop
- + CrO2 switch
- + piano key operation
- + twin level meters
- + mic. sockets

Tech. Spec.:
Bias and erase freq. 88 kHz
4 ICs 8 Transistors
1 SCR 10 Diodes

Power supply extra
Circuits, Diagrams and top panel template supplied
Top Plate £3.50 + 50p P&P

£25.75 + £1.25 p&p

HIT-BOX



SHOCK-PROOF POLYSTYROLIN GREY

4mm thick walls
Larger sizes are pillar fixing
Smaller sizes are slotted

Inside Measurements:

Box No.	Breadth mm	Length mm	Height mm	Weight gm
1001	60	90	50	100
1002	75	130	61	175
1003	90	160	71	285
1004	93	193	95	340
1005	125	220	110	575

1001 - 90p
1002 - £1.60
1003 - £1.80

1004 - £2.00
1005 - £3.00

50p each p&p. £1.00 for 3 p&p

TRADE ENQUIRIES WELCOME!

DIGITAL CLOCK

BATTERY DROP LEAF CLOCK MOVEMENT

Hrs. Mins. Date
Easy-to-set regulator screw
Size: 140mm x 85mm x 60mm
Window size: 63mm x 28mm
No. height: 19mm
Date height: 10mm
Weight: 270gm



£4.95 + 50p p&p

LCD WATCHES

TOUCH GENTS CTG

£14.95

LADIES S/S AND GILT C652

£16.95



UNISEX C551

£11.95

Coloured Straps
Black Red
Blue Brown
Green Fawn



ALL WATCHES 5 FUNCTION...
1 YEAR GUARANTEE

P & P 70p per watch, Inc. Insurance

CANON COMPONENTS

Low Imp Dynamic Mic's Brand new in packs £1.62

Triacs 10 amp 400v brand new AEI full spec, all with fitted heavy duty heat sink £2.55

TAG. 202A 400 1 amp triacs £1.00

302 400 1 amp triacs £1.00

22 way edge connectors Ex equipment but clean 0.15 matrix gold plated complete with locating pin Only 58p

17 way edge connectors Brand new. 15 pitch complete with locating pin and fixing brackets. Tinned. Only 35p

Loudspeaker columns Type A. 6" x 6" Tall with cut-outs for 8" x 5" Speakers and Motorola tweeters. Only £16.50 each. Ideal for P.A. work or discos.

SPECIAL CAPS OFFER LECTROFLASH Photoflash caps, ideal for strobes or the serious photographer. All brand new.

200uf at 500vdc each £1.60

400uf at 500vdc each £2.00

2500uf at 70vdc each £1.60

100 + 500uf at 250vdc each £3.00

IMCO AC working cap 16uf ± 5% at 500v only £3.00 each

Felisc Computer grade caps for your power amp 3300uf at 100v each £2.20

Caps by G.E. 1400uf at 200vdc. Screw terminals each £1.85

Smooth out granny with 83,500uf at 45vdc 60v surge computer grade each £3.50

Connecting wire 15p per 10 metres or mixed at £3.00 per kilo approx.

Tagstrips 30 way new, 15p

Group Board 17 or 34 way brand new 12p and 24p

Meters 1 ma meters ex-equip but in terrific condition £3.20

Transformers All with 110-240v ac primaries.

24vac @ 10 amps. £7.50 inc (open const)

9vac @ 3 amps. £3.80 inc (clamp const)

240v in. 15-0-15 @ 2 amps. £3.55 inc (clamp const)

13vac @ 3amp 15vac @ 1 amp £6.80 inc (C core const)

Toroid 240vac in 35v @ 4 amps £12.00 inc (potted toroid)

240vac in 12v-12v-40v @ .5a .5a 4 amps only £7.50 each

240vac in 12v-40v @ .5a and 2.5 amps only £6.50 each

240vac in 35-0-35 at 4 amps only £7.04 each

240vac in 6.3v at 10 amps £6.50 each

Magnetic Disc Recorders Few only left of these units which provide an ideal basis for magnetic disc echo or multiple recording. Only £5.50. Postage £1.50

Wooden Cases Size approx 14" x 5" x 9" finished in dark oak colour Ideal for use as amplifier case, small loudspeaker case, baby alarm amp Only 75p. Postage £1.00

I/C socket panels with over 60 ic sockets fitted, mainly 14 pin easily removed with a blowtorch from rear. Only £2.50

Lamp panels with over thirty lampholders fitted ideal for light displays or moving light shows. Only 85p

Power Supply Unit Complete ready to go. Ex-equipment but guaranteed in working order. Delivers 5v and 7.5v at up to 10 amps total 240v primary Only £5.50. Postage £1.25

Relay TV converters ex relay service so no guarantee but ideal break-down units containing a host of RF components including a TV modulator if's caps etc; Only £2.75. Postage £1.25

Sharleen AM-FM. PSB Air Radios. 8R-178 MHz. £11.00

Speaker Cabinets size 13" x 9". Simulated teak finish with cut-out for 6" or 7" x 5" speaker. Complete with back cover £1.50

Barrier Strips 3 way 10p each or 10 for 60p

Solids-tag packs Approx 50 assorted single, double, rivet type, all sizes. 25p per pack

Self Adhesive cabinet feet 4 for 15p

Terminal strips 16 way similar to barrier strips 38p each

Tric operated mains timer in perspex box all in original wrapping £1.05 each

Mains selector panels from 200v-250v. Brand new. 20p each

Cable Ties long re-usable 6" plus. 3p each.

Double sided sticky tape in 6" strips with easy tear ends 5p each

1" Clip packs 30p each

I.C. packs all types, many with original markings very cheap £1.20

DIAL-A-BOX

As featured in "P.E. MARKET PLACE" a comprehensive standard range of boxes for the constructor, or custom built to your specification. Send your requirements with S.A.E. or phone for quote.

Linears and Transistors We hold comprehensive stocks of most popular types at realistic prices eg:- LM 380 complete 2.5 watt amplifier. 85p each. Suitable etched tinned pcb £1.00. Components for same £1.20 set

BC 212L only 8p each

BC 148 (plastic bc108) 8p

BC148c 10p

BC 149 10p (plastic bc109)

BC 158 10p

Photo-opto couplers £1.00

Complete semi-conductor lists to follow.

Solenoids 12 Volt DC operation, ideal for door locking-lock release. Mainly ex-equipment these are all guaranteed working order and complete with steel mounting frame. Only £2.80

All prices include VAT - except where stated.

Please add 65p per item Post & Packing to total cost of order.

Open daily 9.30am-6pm - Access or Barclaycard accepted - S.A.E. for lists.

322-324 WHITEHORSE ROAD, CROYDON, SURREY CR0 2LF TEL 01-884 9872

THE BASIC COOKBOOK

by K. Tracton

Price: £3.95

110 WAVEFORM GENERATOR PROJECTS FOR THE HOME CONSTRUCTOR

by R. M. Marston

Price: £3.15

YOUR OWN COMPUTER

by M. Waite

Price: £1.70

UNDERSTANDING DIGITAL ELECTRONICS

by G. McWhorter

Price: £3.95

BEGINNER'S GUIDE TO TAPE RECORDING

by I. R. Sinclair

Price: £3.15

BEGINNING BASIC

by P. E. Gosling

Price: £3.15

THE CATHODE-RAY OSCILLOSCOPE & ITS USE

by G. N. Patchett

Price: £4.00

RAPID SERVICING OF TRANSISTOR EQUIPMENT

by G. J. King

Price: £2.75

COLOUR T.V. WITH PART. REF. TO THE PAL SYSTEM

by G. N. Patchett

Price: £6.00

ELECTRONICS & RADIO AN INTRO.

by N. Nelkon

Price: £3.20

THE CHEAP VIDEO COOKBOOK

by D. Lancaster

Price: £6.95

* ALL PRICES INCLUDE POSTAGE *

THE MODERN BOOK CO.

BRITAIN'S LARGEST STOCKIST of British and American Technical Books

19-21 PRAED STREET LONDON W2 1NP

Phone 01-723 4185

Closed Saturday 1 p.m.

15-240 WATTS!

HY5

Preamplifier

The HY5 is a mono hybrid amplifier ideally suited for all applications. All common input functions (mag Cartridge, tuner, etc.) are catered for internally, the desired function is achieved either by a multi-way switch or direct connection to the appropriate pins. The internal volume and tone circuits merely require connecting to external potentiometers (not included). The HY5 is compatible with all I.L.P. power amplifiers and power supplies. To ease construction and mounting a P.C. connector is supplied with each pre-amplifier.

FEATURES: complete pre-amplifier in single pack, multi-function equalisation; low noise; low distortion; high overload, two simply combined for stereo.

APPLICATIONS: hi-fi; mixers, disco, guitar and organ, public address.

SPECIFICATION: Inputs—magnetic pick-up 3mV; ceramic pick-up 30mV; tuner 100mV; microphone 10mV; auxiliary 3–100mV, input impedance 47k Ω at 1kHz. Outputs—tape 100mV; main output 500mV R.M.S. Active Tone Controls—treble \pm 12dB at 10kHz, bass \pm 12dB at 100Hz. Distortion—0.1% at 1kHz; signal/noise ratio 68dB. Overload—38dB on magnetic pick-up. Supply Voltage— \pm 16–50V.

Price £6.27 + 78p VAT. P. & P. free

HY5 mounting board B.1. 48p + 6p VAT. P. & P. free



HY30

15W into 8 Ω

The HY30 is an exciting New kit from I.L.P. It features a virtually indestructible I.C. with short circuit and thermal protection. The kit consists of: I.C., heatsink, P.C. board, 4 resistors, 6 capacitors, mounting kit, together with easy to follow construction and operating instructions. This amplifier is ideally suited to the beginner in audio who wishes to use the most up to date technology available.

FEATURES: complete kit, low distortion, short, open and thermal protection, easy to build

APPLICATIONS: updating audio equipment, guitar practice amplifier; test amplifier, audio oscillator

SPECIFICATION: Output Power—15W R.M.S. into 8 Ω . Distortion—0.1% at 15W. Input Sensitivity—500mV. Frequency Response—10Hz–16kHz –3dB.

Price £6.27 + 78p VAT. P. & P. free

HY50

25W into 8 Ω

The HY50 leads I.L.P.'s total integration approach to power amplifier design. The amplifier features an integral heatsink together with the simplicity of no external components. During the past three years the amplifier has been refined to the extent that it must be one of the most reliable and robust High Fidelity modules in the World.

FEATURES: low distortion, integral heatsink, only five connections, 7 amp output transistors; no external components

APPLICATIONS: medium power hi-fi systems, low power disco, guitar amplifier.

SPECIFICATION: Input Sensitivity—500mV Output Power—25W R.M.S. into 8 Ω Load Impedance—4–16 Ω . Distortion—0.04% at 25W at 1kHz. Signal Noise Ratio—75dB. Frequency Response—10Hz–45kHz –3dB. Supply Voltage— \pm 25V. Size—105 x 50 x 25mm.

Price £8.18 + £1.02 VAT. P. & P. free



HY120

60W into 8 Ω


The HY120 is the baby of I.L.P.'s new high power range, designed to meet the most exacting requirements including load line and thermal protection this amplifier sets a new standard in modular design.

FEATURES: very low distortion, integral heatsink, load line protection, thermal protection, five connections, no external components

APPLICATIONS: hi-fi, high quality disco, public address, monitor amplifier, guitar and organ.

SPECIFICATION: Input Sensitivity—500mV Output Power—60W R.M.S. into 8 Ω . Load Impedance—4–16 Ω . Distortion—0.04% at 60W at 1kHz. Signal Noise Ratio—90dB. Frequency Response—10Hz–45kHz –3dB. Supply Voltage— \pm 35V. Size—114 x 50 x 85mm.

Price £19.01 + £1.52 VAT. P. & P. free



HY200

120W into 8 Ω

The HY200 (now improved to give an output of 120 watts) has been designed to stand the most rugged conditions such as disco or group while still retaining true hi-fi performance.

FEATURES: thermal shutdown, very low distortion, load line protection, Integral heatsink; no external components.

APPLICATIONS: hi-fi, disco, monitor, power slave; industrial, public address.

SPECIFICATION: Input Sensitivity—500mV Output Power—120W R.M.S. into 8 Ω . Load Impedance—4–16 Ω . Distortion—0.05% at 100W at 1kHz. Signal Noise Ratio—96dB. Frequency Response—10Hz–45kHz –3dB. Supply Voltage— \pm 45V. Size—114 x 50 x 85mm.

Price £27.99 + £2.24 VAT. P. & P. free

HY400

240W into 4 Ω


The HY400 is I.L.P.'s 'Big Daddy' of the range producing 240W into 4 Ω ! It has been designed for high power disco or public address applications. If the amplifier is to be used at continuous high power levels a cooling fan is recommended. The amplifier includes all the qualities of the rest of the family to lead the market as a true high power hi-fidelity power module.

FEATURES: thermal shutdown, very low distortion; load line protection; no external components.

APPLICATIONS: public address, disco, power slave; industrial.

SPECIFICATION: Output Power—240W R.M.S. into 4 Ω Load Impedance—4–16 Ω Distortion—0.1% at 240W at 1kHz. Signal Noise Ratio—94dB. Frequency Response—10Hz–45kHz –3dB. Supply Voltage— \pm 45V. Input Sensitivity—500mV. Size—114 x 100 x 85mm.

Price £38.61 + £3.09 VAT. P. & P. free



POWER SUPPLIES: PSU36—suitable for two HY30s £6.44 + 81p VAT. P. & P. free. PSU50—suitable for two HY50s £8.18 + £1.02 VAT. P. & P. free. PSU70—suitable for two HY120s £14.58 + £1.17 VAT. P. & P. free. PSU90—suitable for one HY200 £15.19 + £1.21 VAT. P. & P. free. PSU180—suitable for two HY200s or one HY400 £25.42 + £2.03. VAT. P. & P. free.

Free post + packing applicable to U.K. only.

TWO YEARS' GUARANTEE ON ALL OUR PRODUCTS

I.L.P. Electronics Ltd.

Crossland House,

Nackington, Canterbury

Kent CT4 7AD

Tel (0227) 64723

Please supply

Total Purchase price

I Enclose: Cheque Postal Orders Money Order

Please debit my Access account Barclaycard account

Account number

Name and Address

Signature

Registered office No. 1032630

GREENWELD

443 Millbrook Road Southampton

SO1 0HX Tel: (0703) 772501

All prices quoted include VAT. Add 25p UK/BFPO Postage. Most orders despatched on day of receipt. SAE with enquiries please. **MINIMUM ORDER VALUE £1.** Official orders accepted

from schools, etc. (Minimum invoice charge £5). Export/Wholesale enquiries welcome. Wholesale list now available for bona-fide traders. Surplus components always wanted.

EXPERIMENTERS CALCULATOR

Based on the C500 chip, this pack of parts enables the more experienced constructor to make an 8 digit 4 function calculator. The comprehensive data supplied includes full size layout of PCB required, types of suitable display and keyboard that can be used etc. Components included in the pack are C500 calculator chip, driver IC, all components for inverter/block circuits, R's C's etc. All for only £3.50.

RELAYS

WB47 Low profile PC mtg 10x33x20mm 6V coil, SPCO 3A contacts, 30p
WB32 Sub. min type, 10x19x10mm 12V coil DPCO 2A contacts £1.15
W701 6V SPCO 1A contacts, 20x30x25mm 51p
WB17 11 pin plug in relay, rated 24V ac, but works well on 6V DC. Contacts 3 pole c/o rated 10A 95p
WB19 12V 1250R DPCO 1A contacts. Size 29x22x18mm, min plug-in type 72p
WB39 50V ac (24V DC) coil, 11 pin plug in type, 3 pole c/o 10A contacts Only 85p
WB46 Open construction mains relay, 3 sets 10A c/o contacts £1.20
Send SAE for our relay list - 84 types described and illustrated.

AMPLIFIER KIT £1.75

Mono gen. purpose amp with tone and Vol/on-off controls. Utilizes sim. circuitry to above amp. Output 2W into 8 ohms. Input matched for crystal cartridge, 4 transistor circuit. Simple to build on PCB provided. Can be either battery or mains operated. (For mains powered version add £2.20 for suitable transformer.) Blue, vinyl covered aluminium case to suit (W372) £1.30

STEREO AMPLIFIER CHASSIS £5.50

Complete and ready built. Controls: bass, treble, volume/on-off, balance. 8 transistor circuit gives 2 watts per channel output. Just needs transformer and speakers for low cost stereo amp. Suitable metal cabinet (W374) £2.00 - or buy the amp, case and transformer for £10.00 and get DIN speaker sockets and knobs free!!

TMS4030 RAM

4096 bit dynamic RAM with 300ns access time; 470ns cycle time; single low capacitance high level clock \bar{V} ; Fully TTL compatible; Low power dissipation. Supplied with data £2.75

MISCELLANEOUS IC's

Supplied with data if requested. MC3302 quad comp. 120p; 710 diff. comp. (TO99) 40p; ZN1034E precision timer £2.25; LM711 Dual diff comp 85p; LM1303 dual stereo pre-amp 75p; MC1469R voltage reg £1.50; UPC1025H audio £3.50; 5755 audio £2.88; TDA2640 audio £2.92; SN75110 dual line driver 70p; MC8500 CRCC gen POA

EDGE CONNECTORS

Special purchase of these 0.1" pitch double-sided gold-plated connectors enables us to offer them at less than one-third of their original list price!
18 way 41p; 32 way 72p; 40 way 90p.

HEAT SINK OFFER

Copper T05 slnk 17mm dia x 20mm, 10 for 40p; 100 for £3; 1000 for £25

74 SERIES PACK

Selection of boards containing many different 74 series IC's. 20 for £1; 50 for £2.20; 100 for £4.

THE NEW 1978-9 GREENWELD CATALOGUE

FEATURES INCLUDE:

- 50p Discount Vouchers
- Quantity prices for bulk buyers
- Bargain List Supplement
- Reply Paid Envelope
- Priority Order Form
- VAT inclusive prices

PRICE 30p + 15p POST

AIR FRESHENER KIT

As featured in Nov EE. Complete kit inc. case and instructions. Only £7.95 + 65p p & p.

BC182B OFFER

Special Offer for quantity users 1k .035 VAT. 5k .032 VAT. Price negotiable on 10k. Approx 70k available.

DIODE SCOOP III

We have been fortunate to obtain a large quantity of untested, mostly unmarked glass silicon diodes. Testing a sample batch revealed about 70% useable devices - signal diodes, high voltage recters and zeners may all be included. These are being offered at the incredibly low price of £1.25/1000 - or a bag of 2500 for £2.28. Bag of 10,000 £8. Box of 25,000 £17.50. Box of 100,000 £60.

POLYTHENE SHEET

Size 36 x 18" 200g. Hundreds of uses around the home. 100 sheets for £1.50. Box of 1500 for £19.

PC ETCHING KIT MK III

Now contains 200 sq. ins. copper clad board, 1lb. Ferric Chloride, DALO etch-resist pen, abrasive cleaner, two miniature drill bits, etching dish and instructions. £4.25

BUY A COMPLETE RANGE OF COMPONENTS AND THESE PACKS WILL HELP YOU

★ **SAVE ON TIME**—No delays in waiting for parts to come or shops to open!

★ **SAVE ON MONEY**—Bulk buying means lowest prices—just compare with others!

★ **HAVE THE RIGHT PART**—No guesswork or substitution necessary!

ALL PACKS CONTAIN FULL SPEC BRAND NEW, MARKED DEVICES—SENT BY RETURN OF POST. VAT INCLUSIVE PRICES.

K001 50V ceramic plate capacitors, 5%. 10 of each value 22pF to 1000pF. Total 210, £3.35

K002 Extended range, 22pF to 0.1µF. 330 values £4.90

K003 Polyester capacitors, 10 each of these values: 0.01, 0.015, 0.022, 0.033, 0.047, 0.068, 0.1, 0.15, 0.22, 0.33, 0.47µF. 110 altogether for £4.75

K004 Nylon capacitors, min 100V type, 10 each all values from 1000pF to 10,000pF. Total 130 for £3.75

K005 Polystyrene capacitors, 10 each value from 10pF to 10,000pF, E12 series 5% 160V. Total 370 for £12.30

K006 Tantulum bead capacitors, 10 each of the following: 0.1, 0.15, 0.22, 0.33, 0.47, 0.68, 1, 2.2, 3.3, 4.7, 6.8, all 35V; 10/25 15/16 22/16 33/10 47/6 100/3. Total 170 tants for £14.20

K007 Electrolytic capacitors 25V working, small physical size, 10 each of these popular values: 1, 2.2, 4.7, 10, 22, 47, 100µF. Total 70 for £3.50

K008 Extended range, as above, also including 220, 470 and 1000µF. Total 100 for £5.90

K009 Miniature carbon film 5% resistors, CR25 or similar, 10 of each value from 10R to 1M, E12 series. Total 610 resistors, £6.00

K022 Extended range, total 850 resistors from 1R to 10M £8.30

K041 Zener diodes, 400mW 5% BZY88, etc. 10 of each value from 2.7V to 36V, E24 series. Total 280 for £15.30

K042 As above but 5 of each value £8.70

TRANSFORMERS

All mains primary: 12-0-12V 50mA 85p; 100mA 95p; 1A £2.50, 6-0-6V 100mA 85p; 1½A £2.40, 9-0-9V 75mA 85p; 1A £2.10, Multitapped type 0-12-15-20-24-30V, 1A £3.95; 2A £5.35; 3A £6.90, 20V 2½A £3.90; 25V 1½A £2.28; 12V 8A £4; 24V 5A £7.50; 0-22-34-41V 4A £7.50; 20V @ 300mA twice £2.50; 12V @ 250mA twice £2.00.

ASTRA-PAK

92 GOOSTONE ROAD

WHYTELEAF SURREY CR3 0EB

All prices include V.A.T. Add 25p for P&P (Excl for overseas). Discounts over £10 less 5%, over £20 less 10%, over £50 less 15%, over £100 less 20%. Send SAE for complete list of components.

74N 74LSN		74N 74LSN		74N 74LSN		LINEARS		24 pin								
7400	0.12	0.21	7486	0.26	74167	2.70	CA3045	-14.045	28 pin	0.44						
7401	0.12	0.21	7488	1.50	74189	2.10	CA3048	-14.078	40 pin	0.55						
7402	0.12	0.21	7489	2.00	74170	1.58	LM380N	-14.082	CMOS							
7403	0.12	0.21	7490	0.35	0.95	74172	4.00	LM381N	-14.120	4000	0.14	4067	3.50			
7404	0.13	0.21	7491	0.65	74173	1.18	1.12	LM710N	-14.032	4001	0.15	4068	0.24			
7405	0.13	0.21	7492	0.44	0.82	74174	0.89	1.12	LM711N	-14.032	4006	0.92	4070	0.17		
7406	0.28	7493	0.40	0.95	74175	0.68	1.12	MC1310P	-14.150	4007	0.16	4071	0.17			
7407	0.28	7494	0.80	74176	0.80	74177	0.82	NE555N	-8.030	4008	0.92	4072	0.17			
7408	0.14	0.21	7495	0.54	1.05	74178	1.20	NE556N	-14.065	4009	0.45	4073	0.17			
74508	0.40	7496	0.60	1.30	74179	1.10	NE2501B	-14.200	4010	0.48	4075	0.17				
7409	0.14	0.21	7497	2.00	74180	0.90	SN72702N	0.50	4011	0.15	4076	1.05				
7410	0.13	0.22	74100	0.94	74181	1.75	SN75110N	0.50	4012	0.16	4077	0.46				
7411	0.16	0.21	74104	0.40	74182	0.75	SN78003N	1.95	4013	0.42	4078	0.22				
7412	0.21	0.21	74105	0.40	74183	1.75	SN78013N	1.35	4014	0.92	4084	1.50				
7413	0.25	0.46	74107	0.28	0.40	74184	0.75	SN78023N	1.35	4015	0.97	4082	0.20			
7414	0.54	1.05	74109	0.65	0.40	74185	1.20	TA9550R	0.35	4016	0.42	4085	0.72			
7415	0.27	0.21	74110	0.46	74186	1.20	TAA661B	1.40	4017	0.77	4086	1.55				
7417	0.27	0.21	74111	0.70	74187	1.20	TAA120S	0.64	4018	0.87	4088	1.55				
7420	0.13	0.21	74112	0.40	74188	2.70	TAA641A	1.88	4019	0.42	4089	0.65				
7421	0.28	0.21	74114	0.40	74189	3.60	TBA800	0.75	4020	0.92	4094	1.50				
7422	0.17	0.21	74118	1.60	74190	1.85	TBA810S	1.95	4021	0.82	4095	1.10				
7423	0.28	74119	1.25	74191	0.95	0.95	TC2A7050	2.00	4022	0.50	4412	3.00				
7425	0.20	74120	0.82	74192	0.90	1.15	TOA2020	3.20	4023	0.15	4097	3.50				
7426	0.25	0.28	74122	0.26	74193	1.05	1.50	ZN414	1.00	4024	0.66	4098	1.12			
7427	0.25	0.30	74121	0.26	74194	0.80	2.00	OP AMPS		4025	0.15	4099	1.90			
7428	0.34	0.34	74122	0.80	74195	0.84	1.40	CA3130	-TO99	1.00	4026	1.28	4404	1.00		
7430	0.13	0.21	74123	0.50	0.59	74196	0.60	1.15	LM301A	-TO99	0.46	4027	0.50	4412	3.00	
7432	0.30	0.31	74124	1.25	1.25	74197	0.90	1.15	LM301A	-TO99	0.46	4028	0.67	4428	0.80	
7433	0.24	0.26	74126	0.45	0.46	74198	1.48	74247	0.80	1.05	LM348N	-14.100	4029	0.86	4445	1.50
7437	0.24	0.26	74128	0.62	0.82	74199	1.48	LM709	-8.040	4030	0.48	4449	0.30			
7438	0.24	0.26	74128	0.62	0.82	74200	1.48	LM709	-14.042	4031	2.34	4501	0.17			
7440	0.13	0.22	74132	0.68	0.82	74201	1.48	LM709	-TO99	0.50	4033	1.25	4502	0.88		
7441	0.50	74134	0.36	0.36	74247	0.80	1.05	LM741	-14.020	4034	2.00	4507	0.50			
7442	0.85	0.70	74135	0.68	0.82	74248	0.85	1.05	LM741	-14.020	4035	1.00	4508	2.25		
7443	0.80	74136	0.55	0.40	74249	0.95	0.95	LM741	-TO99	0.45	4036	2.40	4510	1.05		
7444	0.80	74137	0.94	0.82	74251	1.00	0.95	LM747	-14.070	4037	0.99	4511	0.98			
7445	0.70	74138	0.80	0.62	74253	1.10	1.10	LM3900N	0.50	4038	2.00	4512	0.92			
7446	0.70	74139	0.62	0.62	74257	1.12	1.12	LM3901A	-8.042	4039	2.80	4514	2.85			
7447A	0.60	0.94	74141	0.58	0.58	74258	1.15	1.15	LM3901A	-8.042	4040	0.88	4515	2.80		
7448	0.60	0.94	74142	2.00	2.00	74260	0.28	0.28	LM3900N	-TO99	0.46	4041	0.77	4516	1.02	
7449	0.13	0.94	74143	2.00	2.00	74261	0.28	0.28	LM3901A	-TO99	0.46	4042	0.72	4518	0.99	
7450	0.13	0.94	74144	2.00	2.00	74266	0.43	0.43	LM3900N	-TO99	0.46	4043	0.82	4519	0.50	
7451	0.13	0.21	74145	0.64	1.20	74273	2.15	1.80	LM3900N	-TO99	1.00	4044	0.82	4520	1.05	
7453	0.13	0.21	74147	1.30	1.30	74279	1.25	0.55	LM3900N	-TO99	1.00	4045	1.40	4521	2.00	
7454	0.13	0.21	74148	1.15	1.15	74283	1.70	1.05	74283	-14.040	4046	0.80	4528	0.92		
7455	0.13	0.26	74150	0.99	0.99	74284	5.85	5.85	7805	TO220	0.85	4047	0.62	4529	1.10	
7470	0.28	74153	0.50	0.56	74290	0.95	0.95	7815	TO220	0.85	4048	0.60	4529	1.10		
7472	0.22	74154	1.00	1.32	74293	1.35	1.00	7824	TO220	0.85	4049	0.42	4536	3.58		
7473	0.26	0.36	74155	0.83	0.98	74298	1.92	1.40	7905	TO220	1.10	4051	0.84	4553	4.20	
7474	0.26	0.38	74156	0.62	0.98	74352	1.00	1.05	7912	TO220	1.10	4052	0.84	4555	0.85	
7357A	0.50	74157	0.83	0.80	74353	1.05	1.05	7915	TO220	1.10	4053	0.84	4558	1.25		
7475	0.30	0.42	74158	0.58	0.62	74										

R.C.S. 10 WATT AMPLIFIER KIT



This kit is suitable for record players, tape play back, guitars, electronic instruments or small P.A. systems. Two versions are available. The mono kit uses 13 semiconductor components. The stereo kit uses 22 semiconductor components. Both kits have printed front panel and volume, bass and treble controls. Spec. 10W output into 8 ohms, 7W into 15 ohms. Response 200 to 30kHz. Input 100mV, high imp. Size 9 1/2 x 3 x 2 1/2 in. A/C mains operated.

Mono kit **£12.50** Stereo kit **£20** post 45p
Easy to build Full instructions supplied.

MONO PRE-AMPLIFIER

A mains operated solid state pre-amplifier unit designed to complement amplifiers without low level phono and tape input stages. This free standing cabinet incorporates circuitry for automatic R.I.A.A. equalisation on magnetic phono input and N.A.B. equalisation for tape heads. Power ON/OFF, PHONO/TAPE switches and pilot lamp are on the front panel; phono socket input and output are rear located. AC mains 240V. Size 6 x 3 1/2 x 2 1/2 in. Post 50p
£4.50 ea. - 2 for £8.



ROBUST BLACK PLASTIC BOX
Size 6 1/2 x 3 1/2 x 2 1/2 in with brushed aluminium fascia. Ideal for constructional projects. **£1.50** Post 30p

R.C.S. LOW VOLTAGE STABILISED POWER PACK KITS

All parts and instructions with Zener diode, printed circuit rectifiers and double wound mains transformer. Input 200/240V a.c. Output voltages available 6 or 7.5 or 9 or 12V d.c. up to 100mA or less. Size 3 x 2 1/2 x 1 1/2 in. Please state voltage required. **£2.95** Post 45p

ELECTRO MAGNETIC PENDULUM MECHANISM

1-5V d.c. operation over 300 hours continuous on SP2 battery, fully adjustable swing and speed. Ideal displays, teaching electro magnetism or for metronome, strobe, etc. **95p** Post 30p

BSR AUTOCHANGER

Plays 12in, 10in or 7in records Auto or Manual. A high quality unit backed by BSR reliability with 12 months guarantee. a.c. 200/250V. Size 13 1/2 x 11 1/2 in. Above motor board 3 1/2 in. Below motor board 2 1/2 in. With STEREO/MONO CARTRIDGE **£12.95** All Post 75p
BSR P182 SINGLE PLAYER. Snake Arm Flared Turntable Ceramic Cartridge **£19.95**
GARRARD AUTOCHANGER plays all records **£14.95**
BSR P163 BELT DRIVE DECK, less cartridge **£27.50**
GARRARD AP76 Single Player less cartridge **£27.50**



BSR DE LUXE AUTOCHANGER

Features balanced arm, Cueing device, stylus pressure gauge, 3 speed - plays all size records. Fitted with stereo ceramic cartridge. Size: 13 x 12in. Post **£1**. **£17.50**
Or with Sonotone V100 magnetic cartridge **£21.50**



R.C.S. DISCO DECK SINGLE RECORD PLAYER

Fitted with auto stop, stereo compatible cartridge. Baseplate. Size 11 x 8 1/2 in. Turntable Size 7in diameter a.c. mains. 220, 250V 3 speeds plays all size records **£7.95** Post 45p
Two for **£15**, Post 75p.



HEAVY METAL PLINTHS

With P.V.C. Cover. Cut out for most B.S.R. or Garrard discs. Silver grey finish. Model 'A'. Size 12 1/2 x 14 1/2 in. **£6.50** Post **£1.50**
Model 'B'. Size 16 1/2 x 7 in. **£7.50**

TINTED PLASTIC COVERS ONLY

Sizes: 14 1/2 x 12 1/2 x 4 1/2 in. **£3**, 17 1/2 x 14 x 4 in. **£4.50**, 16 1/2 x 14 x 4 in. **£4**, 15 1/2 x 13 1/2 x 4 in. **£3.75**, 15 x 13 1/2 x 3 in. **£3.50**, 17 1/2 x 9 1/2 x 3 1/2 in. **£3**, 14 1/2 x 14 1/2 x 2 1/2 in. Rosewood sides **£4**. Ideal for record decks, tape decks, etc. Post **£1**.

BAKER HI-FI SPEAKERS

HIGH QUALITY—BRITISH MADE

"SUPERB" £24.75

12in 25 watt Post **£1 60**

Quality loudspeaker, low cone resonance ensures clear reproduction of the deepest bass. Special copper drive and concentric tweeter cone. Full range reproduction with remarkable efficiency in the upper register. Bass Resonance 25 c/s, Flux Density 15,500 gauss, Useful response 20-17,000 c/s or 8 or 16 ohms models.



"AUDITORIUM" £22.68

12in 35 watt Post **£1 60**

A full range reproducer for high power Electric Guitars, public address, multi-speaker systems, electric organs. Ideal for Hi-Fi and Discotheques. Bass Resonance 35 c/s, Flux Density 15,500 gauss, Useful response 25-16,000 c/s or 8 or 16 ohms models.



"AUDITORIUM" £34.50

15in 45 watt Post **£1 60**

BLANK ALUMINIUM CHASSIS, 18 s.w.g. 2 1/2 in. sides, 6 x 4 in. 95p; 8 x 6 in. **£1.40**; 10 x 7 in. **£1.55**; 14 x 9 in. **£1.90**; 16 x 6 in. **£1.85**; 12 x 3 in. **£1.20**; 16 x 10 in. **£2.20**; 12 x 8 in. **£1.70**. ALUMINIUM PANELS, 18 s.w.g. 6 x 4 in. 24p; 8 x 6 in. 38p; 10 x 7 in. 54p; 12 x 5 in. 50p; 12 x 8 in. 70p; 16 x 6 in. 70p; 14 x 9 in. 94p; 12 x 12 in. **£1**; 16 x 10 in. **£1.16**. ALUMINIUM ANGLE BRACKET, 8 x 1 1/2 in. 15p. ALUMINIUM BOXES, MANY SIZES IN STOCK 4 x 2 x 2 in. 88p; 3 x 2 x 1 in. 85p; 6 x 4 x 2 in. 95p; 8 x 6 x 3 in. **£1.50**; 9 x 4 x 4 in. **£1.70**; 6 x 4 x 4 in. **£1.30**.

"INSTANT" BULK TAPE ERASER £4.95

Suitable for cassettes, and all sizes of tape reels. a.c. mains 200/240V. Post **£1**. Leaflet S.A.E. 50p
Head demagnetiser **£4.75**



ELAC SPEAKER 10 inch £4.95

Large ceramic magnet 50-16,000 c/s. Bass resonance 55 c/s. 10W. 16 or 8 ohm impedance.

RCS STEREO PRE-AMP KIT. All parts to build this pre-amp. Inputs for high, medium or low imp. per channel, with volume control and P.C. Board. Can be ganged to make multi-way mixers **£2.95**

MAINS TRANSFORMERS ALL POST 75p each

250-0-250V 70mA, 6-3, 2A **£3-45**
250-0-250 80mA, 6-3V 3-5A, 6-3V 1A or 5V 2A **£4-60**
350-0-350 80mA, 6-3V 3-5A, 6-3V 1A or 5V 2A **£5-80**
300-0-300 120mA 2 x 6-3V 2A C.T., 6-3V 2A **£8-50**
220V 45mA, 6-3V 2A **£1-75**
HEATER TRANS. 6-3V 3A, **£1-45**, 1/2 amp. **£1-00**
GENERAL PURPOSE LOW VOLTAGE Tapped outputs at 2A 3, 4, 5, 6, 8, 9, 10, 12, 15, 18, 24 and 30V **£5-30**
1A, 5, 8, 10, 12, 15, 18, 20, 24, 30, 36, 40, 48, 60 **£3-30**
2A, 5, 8, 10, 12, 15, 18, 20, 24, 30, 36, 40, 48, 60 **£8-50**
3A, 6, 8, 10, 12, 15, 18, 20, 24, 30, 36, 40, 48, 60 **£11-00**
5A, 6, 8, 10, 12, 15, 18, 20, 24, 30, 36, 40, 48, 60 **£14-50**
5, 8, 10, 16V 1A £2, 12V 100mA £1, 12V 300mA £1.

12V 750mA **£1-30**, 40V 2A tapped 10V or 30V **£2-95**, 10-0-10V, 2A **£2-50**, 40V 2A **£2-95**, 30V 6A 34V 2A c.t. **£3-75**, 2 x 18V 6A 9V, 12-0-12V 2 amp **£2-85**, 25-0-25V 2 amp **£4**, 20-0-20V 1A **£2-95**, 30V 1 1/2A **£2-75**, 20V 1A **£2-20**, 9V 3 amp **£2-75**, 60V, 40V, 20V or 20-0-20V, 1A **£3-50**, 30-0-30 2A **£7**, 9V 250mA **£1-30**, 30V 2 amp **£3**. AUTO TRANSFORMERS, 115V to 230V or 230V to 115V **£5**; 250W **£8**; 400W **£7**; 500W **£9**. CHARGER TRANSFORMERS, Input 200/250V for 6 or 12V 1 1/2A **£2-75**; 3A **£4**; 4A **£5-20**. FULL WAVE BRIDGE CHARGER RECTIFIERS, 6 or 12V outputs 1 1/2A 55p; 4A **£1-25**, HALF WAVE 12V 1 1/2A 25p.

GOODMAN'S COMPACT RUBBER SURROUND BASS WOOFER

Standard 12in diameter fixing with cut sides 12 x 10in 14,000 gauss magnet 20 watt r.m.s. 4 ohm impedance. Bass resonance 30 c.p.s. Frequency response 30-8,000 c.p.s. **£9.95** each. Post **£1.00**.



10 WATT PER CHANNEL STEREO AMPLIFIER

Ready made in chassis form. Mains operated. Volume balance, treble and bass slider controls. Pick up and tape inputs. Recording output. Socket. Front panel size: 16 1/2 x 1 1/2 in. Chassis size: 13 x 1 1/2 in. Bargain **£18.50** Post 50p
Made by Rank. FEW ONLY.

HEATING ELEMENTS WAFER THIN

Size 10 1/2 x 8 1/2 x 1/4 in. Operating voltage 200-250V a.c. 250W approx. Suitable for Heating Pads, Food Warmers, Convector Heaters etc. Must be clamped between two sheets of metal or asbestos. **ONLY 40p EACH (FOUR FOR £1.50)**
ALL POST PAID—Discounts for quantity

E.M.I. 13 1/2 x 8in SPEAKER SALE!

With tweeter. And crossover.
10W Model **£7.95** Post 45p
State 4 or 8 ohm.
15W model **£10.50** Post 55p
8 ohms
20W model **£11.50** Post 75p
State 8 or 15 ohms.



TEAK VENEER HI-FI SPEAKER CABINETS

Model "A" 20 x 13 x 12in. For 12in. dia. or 10in. speaker. Illustrated **£14.50** Post **£1.60**
MODEL "B" BOOKSHELF For 13 x 8in. EMI Loudspeakers. **£8.50** Post **£1**
R.C.S. BOOKSHELF complete with speakers. Size 14 x 9 x 6in. approx. Response 50 to 14,000 cps
12 watt rms 8 ohms **£19 pair** Post **£1.50**
ACOUSTIC WADDING 18in. wide, 20p ft.

BAKER MAJOR 12 INCH £16.88

30-14,500 c/s. 12in double cone, woofer and tweeter cone together with a BAKER ceramic magnet assembly having a flux density of 14,000 gauss and a total flux of 145,000 Maxwells. Bass resonance 40 c/s. Rated 25W. NOTE 4 or 8 or 16 ohms available. Module kit, 30-17,000 c/s with tweeter, crossover, baffle, 18 x 12in. instructions. **£20.52**
Please state 4 or 8 or 16 ohms Post **£1 60**

"BIG SOUND" BAKER SPEAKERS


Robustly constructed to stand up to long periods of electronic power. As used by leading groups and discos. Useful response 30-13,000 c/s. Bass Resonance 55 c/s

- GROUP "25"**
12in 30W **£12.96** Post **£1**
4, 8 or 16 ohms.
- GROUP "35"**
12in 40W **£15.12** Post **£1**
4, 8 or 16 ohms.
- GROUP 50/12in**
12in 60W **£22.68** Post **£1.60**
4 or 8 or 16 ohms with aluminium presence dome.
- GROUP 50/15in**
15in 75W **£36.72**
8 or 16 ohms.
With aluminium presence dome. Post **£1.60**
Disco, Group - PA Cabinets in stock. Send for Leaflet, Cabinet Fittings, Handles, Corners, Feet, Covering Material all in stock.



BAKER 150 WATT ALL PURPOSE TRANSISTOR AMPLIFIER

Ideal for Groups, Disco, P.A. and Musical Instruments 4 inputs speech and music 4 way mixing. Output 4/8/16 ohm, a.c. Mains 240V. Separate treble and bass controls. 100 volt line model **£14** extra. **£85** Carr **£1 50**



BAKER 50 WATT AMPLIFIER

Two inputs with volume controls. Master treble, bass and volume controls. Takes all impedance loudspeakers **£59** Post **£1**.

R.C.S. SOUND TO LIGHT DISPLAY MK II
Complete kit of parts with R.C.S. printed circuit. Three 1000V channels. Will operate from 200mV signal source. CABINET extra **£4**. **KIT = £17.00**

GOODMANS CONE TWEETER

18,000 c/s 25W 8 ohm. Price **£3.25**
3 WAY CROSSOVER WITH TREBLE & MID RANGE CONTROLS. 50WATT. **£5** POST **£1**.

R.C.S. 100 WATT VALVE AMPLIFIER CHASSIS



Professional model. Four inputs. Treble, Bass, Master Volume Controls. Ideal disco. P.A. or groups. S.A.E. for details. 5 speaker outputs, 3 or 8 or 15 ohms. 100V line to order **£99** plus **£2.50** carr. **£5** extra. Suitable carrying case **£16.50**.

LOW VOLTAGE ELECTROLYTICS
1 2, 4, 5, 8, 16, 25, 30, 50, 100, 200mF 15V 10p, 500mF 12V 15p; 25V 20p; 50V 30p; 1000mF 12V 17p; 25V 35p; 50V 47p; 100V 70p; 2000mF 6V 25p; 25V 42p, 2500mF 50V 62p; 3000mF 25V 47p; 50V 65p, 3900mF 100V **£1.60**, 4700mF 63V **£1.20**, 5000mF 6V 25p; 12V 42p; 25V 75p; 35V 85p; 5600mF 75V **£1.60**; 1200/75V 80p.

HIGH VOLTAGE ELECTROLYTICS

8/350V 22p	8+8/450V 50p	50+60/300V 50p
16/350V 30p	8+16/450V 50p	32+32/450V 75p
32/500V 75p	16+16/450V 50p	100+100/275V 65p
50/350V 50p	32+32/350V 50p	150+200/275V 70p

ANNOUNCING

THE NEW EUROREADBOARD



Logically laid out to accept both 0.3" and 0.6" pitch DIL packages as well as Capacitors, Resistors, LED's, Transistors and components with leads up to .85mm dia.

500 individual connections in the central breadboarding area, spaced to accept all sizes of DIL package without running out of connection points.

4 Integral Power Bus Strips around all edges for minimum inter-connection lengths.

Double-sided, nickel silver contacts for long life (10K insertions) and low contact resistance (< 10m.ohms)

Easily removable, non-slip rubber backing allows damaged contacts to be rapidly replaced.

What other breadboarding system has as many individual contacts, offers all these features and only costs £5.80 inclusive of VAT and P.P. — NONE.

At £5.80 each The EuroBreadBoard is unique value for money. At £11 for 2 The EuroBreadBoard is an indispensable design aid.

Snip out and Post

David George Sales, r/o 74 Crayford High St., Crayford, Kent, DA1 4EF

David George Sales
r/o 74 Crayford High Street,
Crayford, Kent, DA1 4EF.

Please send me 1 EuroBreadBoard @ £5.80 Please
or 2 EuroBreadBoards @ £11.00 Tick

(All prices include VAT and P.P., but add 15% for overseas orders).

Name

Company

Address

Tel. No. PE/1179

Please make cheque/P.O.'s payable to David George Sales

CRESCENT RADIO LTD.

1 ST. MICHAELS TERRACE,
WOOD GREEN, LONDON,
N22 4SJ (MAIL ORDER DEPT.)

01-888 3206

TELESCOPIC AERIAL

8 Section Telescopic Aerial
Length, extended: 96 cm. (37 1/2")
Length, closed: 16 cm. (6 1/2")
Nut and bolt fixing at base of aerial.
Only 70p each + 12 1/2% VAT

"FLIP" I

AN ELECTRONIC VERSION OF TWO-UP OR ODDS AND EVENS.

We supply a complete kit of parts which includes a strong case and attractive front panel to give the finished game a long life and professional appearance. Full assembly instructions are supplied. If you can solder you can make this great game. An ideal first project to introduce you to electronics.

Not only will 'FLIP' start you on a great hobby but you will own a game which will amuse you and your friends for hours. Complete Kit: £5.25 + 8% VAT Post Free!

BARGAIN LOUDSPEAKER

Goodmans 5" 8 ohm long throw heavy duty L/SPKR.
Mounting plate is integral with L/S chassis and has fixing holes with centres spaced at 5 1/2" (diagonally).
Only £5.00 + 12 1/2% VAT.

2 WAY 8 OHM HEAVY DUTY XOVER.

A 2 way 8 ohm H/O Xover suitable for L/S systems up to 100W. Input via screw terminals. Fitted with a 3 position 'HF LEVEL' switch which selects either Flat, -3dB or -6dB.
Buy now while stocks last!
Only £3.00 + 8% VAT.

3 KILOWATT PSYCHEDELIC LIGHT CONTROL UNIT

1000W lighting per channel, max. A 3 channel sound to light unit housed in a robust metal case, with a sensitivity control for each channel i.e. Bass, middle and treble. Full instructions make this unit easy to connect to your present amplifier. S.A.E. for spec. sheet. Still only £20.00 + 8% VAT.

POWER SUPPLY UNIT

PP1 - switched 3, 4, 6, 7, 9 and 12 volts at 500mA, with on/off switch and pilot light. Size: 130 x 55 x 75mm approx. Our Price: £8.25 @ 8% VAT.

SIX-PIECE MINIATURE SCREWDRIVER SET

Six precision screwdrivers in a hinged plastic box. Blade sizes: 0.8mm, 1.4mm, 2mm, 2.4mm, 2.9mm, 3.8mm. Our Price: £1.75 + 8% VAT



PIEZO ELECTRIC HORN UNITS

High Quality, High Power Tweeter. No Xover reqd. Freq. Response: 3.8kHz-28kHz. Spec. sheet sent on receipt of S.A.E. Our Price: £6.50 + 8% VAT.

BARGAIN TRANSFORMER

240V Primary 12-0-12V 500mA sec. Approx. size: 60 x 40 x 50mm. Fixing centres: 75mm. Price: £1.50 + 8% VAT.



'P&P' orders up to £5, Add 30p.
Orders £5-£10, Add 50p.
All orders over £10 post free!
Please add V.A.T. as shown.
S.A.E. with all enquiries please.



Personal callers welcome at: 21 GREEN LANES, PALMERS GREEN, N.13.



ACE MAILTRONIX LTD
Dep: P.E. Tootal Street
Waterfield, W. Yorkshire WF15 8JR

TOPS THE PACK!

COMPONENTS - Now over 1,000 types in stock.
KITS - See the new range of low-cost 'ELEKITS'.
MODULES - New ready-built functions.
SERVICE - 1st Class same day despatch.
QUALITY - All guaranteed products.
PRICES - Many reductions!
MAGAZINE PROJECTS - Trouble-free!

LOOK

Our 2nd edition illustrated catalogue is now available. The much increased range shows many welcome reductions.

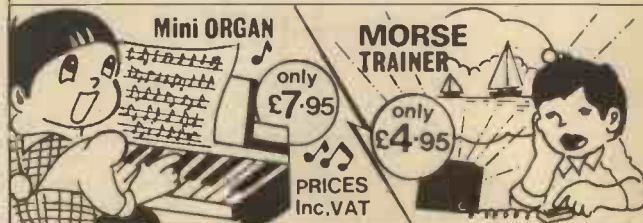
INTRODUCING FABULOUS 'ELEKITS'

Easy build introduction to electronics. Many hours of enjoyment. NOW AVAILABLE!

The new range of easy build kits complete with simple to follow instructions. Battery powered (not supplied). With case.

- * BURGLAR ALARM
- * ROULETTE
- * BICYCLE SOUND FLASHER
- * WATER LEVEL ALARM
- * SIREN
- * BLINKER
- * TIME SWITCH

Many others in preparation - included in full ACE catalogue - send S.A.E. for free brochure of kit range.



I enclose 30p*, please send catalogue.

Name _____
Address _____

* Refundable with future orders over £5.00.

TRANSISTORS

TYPE	PRICE	BC108A	0.07	BC1778	0.12	BC3484	0.15	BD508	0.50	BFX43	0.70	OC74	0.09	2N2188	0.20
AC107	0.23	BC106	0.07	BC1788	0.12	BC350A	0.17	BD518	0.50	BFX84	0.20	OC75	0.10	2N2218A	0.22
AC126	0.17	BC109	0.06	BC179	0.12	BC441	0.20	BD537	1.02	BFX85	0.20	OC82	0.48	2N2222A	0.20
AC126	0.17	BC109B	0.07	BC182A	0.09	BC481	0.24	BD687	1.40	BFY18	0.50	OC139	0.50	2N2270	0.39
AC127	0.16	BC109C	0.07	BC182B	0.09	BC546	0.10	BDX32	1.90	BFY19	0.50	OC203	2.50	2N2368	0.10
AC127K	0.23	BC113	0.12	BC183A	0.09	BC547A	0.11	BDY16	0.50	BFY33	0.50	OC207	2.70	2N2484	0.18
AC128	0.14	BC114	0.15	BC183LA	0.09	BC547B	0.11	BF120	0.35	BFY34	0.50	OC1072	2.50	2N2904	0.18
AC128K	0.25	BC116	0.13	BC183BL	0.10	BC547C	0.11	BF121	0.20	BFY46	0.50	OC1074	2.50	2N2906	0.18
AC128/1760.42		BC117	0.15	BC184	0.08	BC548A	0.11	BF123	0.20	BFY51	0.12	R2008B	2.10	2N3053	0.15
AC142	0.18	BC118	0.12	BC184L	0.09	BC548B	0.11	BF125	0.20	BFY52	0.12	TP30	0.35	2N3117	1.00
AC153	0.55	BC119	0.25	BC184BL	0.10	BC548C	0.11	BF127	0.20	BFY81	4.00	TP31	0.45	2N3440	0.70
AC158	0.50	BC125	0.18	BC186	0.19	BC549A	0.11	BF137	0.21	BRY39	0.35	TP31A	0.45	2N3638	0.15
AC176	0.16	BC125B	0.16	BC187	0.19	BC549B	0.11	BF152	0.15	BX520	0.18	TP32	0.45	2N3638A	0.16
AC187	0.50	BC126	0.15	BC204	0.08	BC550	0.11	BF154	0.15	BX521	0.23	TP33	0.60	2N3643	0.24
AC187K	0.55	BC136	0.15	BC204B	0.09	BC551	0.11	BF157	0.37	BX520	0.21	TP42	0.80	2N3692	0.24
AC188K	0.55	BC137	0.15	BC206	0.10	BC557A	0.11	BF158	0.15	BX525	0.30	TP2955	0.65	2N3705	0.06
ACY20	1.02	BC138	0.30	BC206B	0.11	BC557B	0.11	BF167	0.25	BX526	0.30	TIS90	0.18	2N3706	0.06
ACY22	1.02	BC140	0.27	BC207	0.10	BC557C	0.11	BF173	0.20	BX527	0.30	2N3448	0.30	2N3707	0.06
AD142	0.87	BC141	0.29	BC209B	0.09	BC558	0.11	BF174	0.20	BX529	0.54	2N404	0.45	2N3711	0.06
AD143	0.87	BC142	0.20	BC212A	0.10	BC558A	0.11	BF177	0.25	BX539	0.15	2N524	0.48	2N3819	0.20
AD149	0.65	BC147	0.06	BC213L	0.10	BC558B	0.11	BF178	0.25	BX532	0.33	2N526	0.48	2N3899	3.00
AD161	0.35	BC147B	0.07	BC214L	0.10	BC559	0.11	BF179	0.25	BX54	0.39	2N527	0.48	2N3904	0.06
AD161/1620.70		BC148	0.06	BC237	0.15	BC542	0.55	BF180	0.20	BX556	0.36	2N685	3.50	2N3905	0.06
AD162	0.35	BC148A	0.07	BC237A	0.15	BC548	0.20	BF181	0.20	BX560	0.36	2N705	0.10	2N3906	0.06
AD262	0.38	BC148B	0.07	BC237C	0.21	BC571	0.13	BF182	0.20	BX584	0.30	2N706	0.10	2N4037	0.25
AD263	0.36	BC149	0.06	BC238	0.15	BC572	0.13	BF183	0.20	BU105	1.08	2N706A	0.11	2N4058	0.10
ADY26	4.74	BC157	0.06	BC238B	0.16	BD115	0.30	BF184	0.20	BU105-04	1.08	2N708	0.12	2N4222A	0.85
ADZ11	4.05	BC157A	0.07	BC238C	0.18	BD116	0.30	BF185	0.20	BU108	1.80	2N1039	0.15	2N4348	2.00
AF106	0.45	BC158	0.07	BC251A	0.15	BD123	0.60	BF194	0.06	BU126	1.00	2N1059	0.15	2N4448	1.50
AF109R	0.38	BC158A	0.08	BC251B	0.17	BD128	1.02	BF194A	0.07	BU133	1.75	2N1101	0.18	2N4914	3.50
AF124	0.25	BC158V1	0.09	BC252A	0.15	BD131	0.35	BF195	0.06	BU204	1.30	2N1102	0.15	2N5172	0.25
AF125	0.25	BC159	0.06	BC252B	0.17	BD133	0.40	BF195D	0.07	BU205	1.30	2N1132	0.20	2N5245	0.30
AF126	0.25	BC159A	0.07	BC252C	0.20	BD135	0.30	BF196G	0.07	BU208	1.50	2N1304	0.50	2N5296	0.40
AF127	0.25	BC159B	0.07	BC258	0.20	BD136	0.30	BF196	0.06	BU208-02	1.75	2N1305	0.50	2N5458	0.25
AF139	0.32	BC161	0.25	BC261A	0.10	BD137	0.30	BF197	0.06	BU406	3.60	2N1307	0.50	2N5496	0.60
AF178	0.30	BC167	0.06	BC262	0.20	BD138	0.30	BF198	0.06	BU69A	6.75	2N1309	0.50	2N5670	0.65
AF179	0.30	BC168	0.06	BC267A	0.21	BD139	0.30	BF224	0.18	BU69B	2.00	2N1613	0.18	2N5926	0.55
AF200	0.36	BC169	0.06	BC267B	0.22	BD140	0.30	BF253	0.18	BU69C	7.00	2N1671	1.10	2N6123	0.85
AF201	0.39	BC170B	0.07	BC268	0.21	BD144	0.30	BF254	0.18	BU70A	5.00	2N1671B	2.20	2S003	0.75
ASV73	0.30	BC170C	0.07	BC304	0.25	BD168	0.50	BF255	0.18	BU71	4.50	2N1711	0.20	2S303	0.90
ASZ15	0.60	BC171	0.06	BC307	0.16	BD178	0.72	BF257	0.18	MPS8517	4.58	2N1893	0.25	2S304	0.90
ASZ16	0.60	BC171A	0.07	BC307A	0.17	BD181	1.32	BF258	0.28	MPS8523	0.27	2N1905	0.25	2S305	0.90
ASZ17	0.60	BC171B	0.07	BC307B	0.16	BD183	1.50	BF259	0.28	MPSA06	9.00	2N1990	0.25	2S323	1.00
AU103	0.90	B172	0.06	BC308	0.15	BD232	0.60	BF324	0.20	MV5053	7.20	2N2060	1.00	2S732	1.00
AU107	1.00	BC172A	0.07	BC309A	0.16	BD233	0.60	BF335	0.25	NKT214	0.25				
AU110	0.90	BC172B	0.07	BC317B	0.15	BD234	0.60	BF338	0.45	NKT224	0.25				
AU120	0.90	BC172C	0.07	BC322	0.10	BD235	0.40	BF457	0.60	OC22	1.40				
BC107	0.06	BC173	0.06	BC327	0.16	BD236	0.40	BF523	0.22	OC26	1.40				
BC107A	0.07	BC173B	0.07	BC328	0.16	BD237	0.40	BF594	0.10	OC29	0.85				
BC107B	0.07	BC174B	0.07	BC337	0.16	BD238	0.40	BF91	5.00	OC36	1.00				
BC108	0.06	BC177A	0.12	BC338	0.16	BD434	0.40	BF43	0.54	OC44	1.12				
				BD507	0.50	BFX29	0.20	OC45	0.12						


TTL

7400	.12	7476	.13	74161	.80	4000	.15	4073	.20
7401	.12	7483	.75	74163	.80	4001	.15	4075	.20
7402	.12	7484	.90	74164	.90	4002	.20	4076	1.10
7403	.12	7485	.90	74165	.90	4006	.95	4078	.20
7404	.13	7486	.26	74166	1.00	4007	.20	4081	.20
7405	.13	7489	2.00	74167	2.70	4008	.94	4082	.20
7406	.29	7490	.35	74168	1.70	4009	.46	4082	.90
7407	.29	7491	.65	74172	4.00	4010	.50	4507	.52
7408	.14	7492	.45	74173	1.20	4011	.15	4508	2.30
7409	.14	7493	.36	74174	.90	4012	.15	4510	1.10
7410	.13	7494	.80	74175	.70	4013	.35	4511	.70
7411	.18	7495	.55	74176	.90	4014	.85	4512	.95
7412	.21	7496	.62	74177	.90	4015	.80	4516	.70
7413	.25	7497	2.40	74178	1.20	4016	.45	4518	.65
7414	.54	74100	.95	74179	1.10	4017	.55	4520	1.10
7416	.27	74105	.40	74180	.70	4018	.90		
7417	.27	74107	.28	74181	.95	4019	.45		
7420	.13	74109	.45	74182	.75	4020	.60		
7421	.28	74110	.46	74184	1.20	4021	.85		
7423	.25	74111	.70	74185	1.20	4022	.85		
7425	.22	74116	1.60	74186	2.70	4023	.20		
7426	.25	74118	.82	74188	5.40	4024	.68		
7427	.66	74119	1.30	74190	1.10	4025	.20		
7428	.34	74120	.82	74191	.00	4026	.18		
7430	.13	74121	.26	74192	1.00	4027	.35		
7432	.24	74122	.40	74193	1.10	4028	.70		
7433	.32	74123	.55	74194	.92	4029	.90		
7437	.24	74125	.45	74195	.85	4030	.50		
7438	.24	74126	.46	74196	.82	4033	1.40		
7440	.13	74128	.62	74197	.92	4035	1.10		
7441	.52	74132	.70	74198	.60	4040	.90		
7442	.55	74141	.58	74199	1.50	4041	.80		
7444	.90	74142	2.02			4042	.75		
7445	.70	74143	2.02			4043	.85		
7446	.70	74144	2.02			4044	.85		
7447	.66	74145	.65			4049	.28		
7448	.60	74147	.35			4050	.45		
7450	.13								

— WE NOW OFFER THE WIDEST RANGE OF SOUND PRODUCTS —

STEREO PRE-AMPLIFIERS

MC 1



CPR 1



CPR 1 – THE ADVANCED PRE-AMPLIFIER

The best pre-amplifier in the U.K. The superiority of the CPR 1 is probably in the disc stage. The overload margin is a superb 40dB, this together with the high slewing rate ensures clean top, even with high output cartridges tracking heavily modulated records. Common-mode distortion is eliminated by an unusual design. R.I.A.A. is accurate to 1dB; signal to noise ratio is 70dB relative to 3.5mV; distortion < .005% at 30dB overload 20kHz. Following this stage is the flat gain/balance stage to bring tape, tuner, etc. up to power amp. signal levels. Signal to noise ratio 86dB; slew-rate 3V/μS; T.H.D. 20Hz – 20kHz < .008% at any level. F.E.T. muting. No controls are fitted. There is no provision for tone controls. CPR 1 size is 130 x 80 x 20mm. Supply to be ±15 volts.

MC 1 – PRE-AMPLIFIER

Suitable for nearly all moving-coil cartridges. Sensitivity 70/170μV switchable on the p.c.b. This module brings signals from the now popular low output moving-coil cartridges up to 3.5mV (typical signal required by most pre-amp disc inputs). Can be powered from a 9V battery or from our REG 1 regulator board.

REG 1 – POWER SUPPLY

The regulator module, REG 1 provides 15.0-15v to power the CPR 1 and MC 1. It can be used with any of our power amp supplies or our small transformer TR 6. The power amp kit will accommodate it.

POWER AMPLIFIERS


It would be pointless to list in so small a space the number of recording studios, educational and government establishments, etc. who have been using CRIMSON amps satisfactorily for quite some time. We have a reputation for the highest quality at the lowest prices. The power amp is available in five types, they all have the same specification: T.H.D. typically .01% any power 1kHz 8 ohms; T.I.D. insignificant; slew rate limit 25V/μS; signal to noise ratio 110dB; frequency response 10Hz-35kHz, -3dB; stability unconditional; protection drives any load safely; sensitivity 775mV (250mV or 100mV on request); size 120 x 80 x 25mm.

POWER SUPPLIES

We produce suitable power supplies which use our superb TOROIDAL transformers only 50mm high with a 120-240 primary and single bolt fixing (includes capacitors/bridge rectifier).

POWER AMPLIFIER KIT

The kit includes all metalwork, heatsinks and hardware to house any two of our power amp modules plus a power supply. It is contemporarily styled and its quality is consistent with that of our other products. Comprehensive instructions and full back-up service enables a novice to build it with confidence in a few hours.



POWER AMPLIFIER MODULES	
CE 608 60W/8 ohms 35-035v	£16.30
CE 1004 100W/4 ohms 35-0.35v	£19.22
CE 1008 100W/8 ohms 45-0.45v	£23.22
CE 1704 170W/4 ohms 45-0.45v	£29.12
CE 1708 170W/8 ohms 60-0.60v	£31.90

TOROIDAL POWER SUPPLIES	
CPS1 for 2 x CE 608 or 1 x CE 1004	£14.47
CPS2 for 2 x CE 1004 or 2/4 x CE 608	£18.82
CPS3 for 2 x CE 1008 or 1 x CE 1704	£17.66
CPS4 for 1 x CE 1008	£15.31
CPS5 for 1 x CE 1708	£22.68
CPS6 for 2 x CE 1704 or 2 x CE 1708	£23.98

HEATSINKS	
Light duty, 50mm, 2°C/W	£1.30
Medium power, 100mm, 1.4°C/W	£2.20
Disco/group, 150mm, 1.1°C/W	£2.85
Fan, 80mm, static 120 or 240v	£18.50
Fan mounted on two drilled 100mm heatsinks, 2 x 4°C/W, 65°C max. with two 170W modules.	£29.16
THERMAL CUT-OUT, 70°C	£1.90

POWER AMP KIT £32.40

PRE-AMPS:
These are available in two versions — one uses standard components, and the other (the S) uses MO resistors where necessary and tantalum capacitors.


CPRI	£29.49	CPRIS	£39.98
MCI	£18.50	MCIS	£29.49
POWER SUPPLY:			
REG1	£6.75	TR6	£1.75

BRIDGE DRIVER, BDI
Obtain up to 340W using 2 x 170W amps and this module.
BDI £5.40

CRIMSON ELEKTRIK
1A STAMFORD STREET,
LEICESTER LE1 6NLL
Tel. (0533) 537722

All prices shown are UK only and include VAT and post, COD 90p extra, £100 limit. Export is no problem, please write for specific quote. Send large SAE or 3 international Reply Coupons for detailed information.

Distributor: Miric Teleprodukt, Box 12035, S-750 12 Uppsala 12, Sweden.



Become a radio amateur.

Learn how to become a radio-amateur in contact with the whole world. We give skilled preparation for the G.P.O. licence.

WAA

PEK 1/79

Brechure, without obligation to:
BRITISH NATIONAL RADIO & ELECTRONICS SCHOOL,
P.O.Box 156, Jersey, Channel Islands.

NAME _____

ADDRESS _____ (Block caps please)

We wish you a Happy Christmas

and suggest that one of the best ways to ensure it is to treat yourself to a Home Radio Components Catalogue. Only £1.25 including p.&p. The best Christmas gift you could buy — for yourself or for any of your electronics friends or relations.

Please write your Name and Address in block capitals

NAME _____

ADDRESS _____

POST THIS COUPON
with cheque or P.O. for £1.25

HOME RADIO (Components) LTD Dept PE
234-240 London Road, Mitcham, Surrey CR4 3HD

Regd. No.
912966 London

MAINS TRANSFORMERS (TM)

All have 230/240v 50Hz Primary

Voltage		Our Ref.	Price	Post
1v	2 amp	TM 1	£1.94	.40
2.4v	5 amp	TM 2	£1.62	.45
4v	7 amp	TM 32	£2.70	.60
6v	3 amp	TM 3	.85	.40
6.5v	3 amp	TM 37	.85	.40
6.5v	200 mA	TM 21	£1.62	.40
6.5v-0-6.5v	100 mA	TM 21	£1.62	.40
6.5v-0-6.5v	750 mA	TM 7	£2.16	.45
6.3v-0-6.3v	100 mA	TM 33	£1.62	.40
6.3v	2 amp	TM 4	£1.89	.50
8.5v	1 amp	TM 12	£1.62	.40
8.5v + 8.5v sep. winding	1 amp	TM 12	£1.62	.40
9v	1 amp	TM 5	£1.62	.45
9v 'c' core	1 amp	TM 6	£1.89	.40
9v	3 1/2 amp	TM 11	£1.70	.50
9v	5 amp	TM 38	£2.24	.60
10v	25 amp	TM 15	£4.86	£1.25
10v-0-10v	4 amp	TM 50	£3.78	£1.25
10v-0-10v	12 1/2 amp	TM 15	£4.86	£1.25
12v	1 amp	TM 9	£1.05	.50
13v	100 mA	TM 21	£1.62	.40
13v	3 amp	TM 7	£2.16	.50
12v-0-12v	1 amp	TM 19	£1.89	.50
12v-0-12v	50 mA	TM 19	£1.62	.40
12v-0-12v	1 amp	TM 41	£3.24	.50
15v tapped 9v	2 amp	TM 11	£2.70	.50
17v	1 amp	TM 13	£1.62	.50
18v	1 amp	TM 12	£1.90	.50
20v	1 amp	TM 14	£1.62	.50
20v (with 6v 1/2 amp)	2 amp	TM 50	£3.78	£1.25
20v	6 amp	TM 46	£4.32	£1.25
20v	12 1/2 amp	TM 15	£4.86	£1.25
20v-0-20v	6 amp	TM 15	£4.86	£1.25
24v	1 1/2 amp	TM 16	£2.12	.60
24v	2 amp	TM 17	£2.70	.60
24v + 2v 7 amp	2 amp	TM 39	£2.97	.70
24v	4 amp	TM 40	£3.78	.80
25v	1 1/2 amp	TM 18	£2.43	.60
26v	2 amp	TM 39	£2.98	.60
30v	8 amp	TM 15	£4.86	£1.25
37v	37 amp	TM 34	£31.86	Enquire
40v	3 amp	TM 46	£4.32	£1.25
40v	5 amp	TM 48	£5.02	£1.25
40v tapped @ 30v, 20v & 10v	6 amp	TM 15	£4.86	£1.25
40v-0-40v	2 1/2 amp	TM 48	£5.02	£1.25

FREE GIFT

To all customers this month we will send a free copy of our unique booklet

"TEST EQUIPMENT"

50v - 2 amp with 6.3v shrouded	—	TM 22	£4.86	£1.25
50v	8 amp	TM 29	£11.65	£1.75
60v tapped 40v & 20v	2 amp	TM 46	£4.32	£1.25
70v	4.5 amp	TM 24	£7.02	£2.50
75v - 3 amp with 6.3v shrouded	—	TM 23	£8.10	£2.00
75v	4 1/2 amp	TM 24	£7.02	£2.50
80v tapped 70v & 75v	4 amp	TM 24	£7.02	£2.50
80v centre tapped	2 1/2 amp	TM 48	£5.02	£1.25
100v	1 amp	TM 25	£7.02	£1.75
100v-0-100v	1/2 amp	TM 25	£7.02	£1.75
200v	1/2 amp	TM 25	£7.02	£1.75
250v-0-250v with 6.3v 2A	50 mA	TM 36	£3.78	£1.00
250v	100 mA	TM 36	£3.78	£1.00
500v	50 mA	TM 36	£3.78	£1.00
260v	60 mA	TM 26	£3.24	£1.00
1000v (and other secs)	60 mA	TM 43	£6.50	£2.00
4 Kv	5 mA	TM 49	£4.05	.70
5 Kv	5 mA	TM 30	£7.02	£1.00
8 Kv	5 mA	TM 45	£4.05	£1.00
8.5 Kv	10 mA	TM 31	£10.26	£2.00

Full range of Mains to 120v Auto-transformers available

SOUTHERN TRANSFORMERS
103 TAMWORTH ROAD
CROYDON CR9 1SG

MAINS INTERCOM



NO BATTERIES
NO WIRES
ONLY
£32.99
PER PAIR
+VAT £4.12

The modern way of instant 2-way communications. Supplied with 3-core wire. Just plug into power socket. Ready for use. Crystal clear communications from room to room. Range 1/4 mile on the same mains phase. On/off switch. Volume control. Useful as inter-office intercom. between office and warehouse in surgery and in homes. P. & P. 99p.

4-STATION INTERCOM



£22.95
+VAT £1.84

Solve your communication problems with this

4-Station Transistor Intercom system (1 master and 3 Subs), in robust plastic cabinets for desk or wall mounting. Call/ talk/listen from Master to Subs and Subs to Master. Ideally suitable for Business, Surgery, Schools, Hospitals and Office. Operates on one 9V battery. On/off switch. Volume control. Complete with 3 connecting wires each 66ft. A Battery and other accessories. P. & P. 99p.

NEW! AMERICAN TYPE CRADLE TELEPHONE AMPLIFIER



ONLY

£16.95
+VAT £1.36

Latest transistorised Telephone Amplifier with detached plug-in speaker. Placing the receiver on to the cradle activates a switch for immediate two-way conversation without holding the handset. Many people can listen at a time. Increase efficiency in office, shop, workshop. Perfect for "conference" calls: leaves the user's hands free to make notes, consult files. No long waiting, saves time with long-distance calls. On/off switch, volume control, conversation recording model at £19.95 + VAT £1.60. P. & P. 89p.

10-day price refund guarantee on all items.
WEST LONDON DIRECT SUPPLIES (PE1)
169 KENSINGTON HIGH STREET, LONDON, W8
01-937 5548

FOR YOUR GUIDANCE VALUE ADDED TAX

Unless otherwise shown, all prices in advertisements are inclusive of VAT. Where prices are exclusive, readers should ensure that they have added the correct amount of VAT before ordering.

Export orders are not subject to the addition of Value Added Tax.

THIS MONTH'S



STAR BUY

NEW Just announced

This is the one we have been waiting for and it is due in just in time for Christmas!

CASIO ALARM/CHRONOGRAPH

24 hour alarm. Optional hourly chimes. 2nd second stopwatch with lap time facility etc. Optional 12 or 24 hour clock display. All stainless steel case. Mineral glass face. Water resistant to a depth of 100 feet.

46CS-27B Provisional price **£74.95**

January Sale an extra **10% off**

Many of last month's advertised prices (Not Seiko)
Offer subject to availability and closes January 10th 1979

NEW



CASIO PQ-7

TRAVEL ALARM CLOCK

Battery powered quartz alarm clock with repeat feature Countdown alarm/timer. 1/10 second stopwatch. Constant LC Display. Nightlight. 1 year batteries.

4 1/4 x 1 1/4 x 1/2 inch. 1.6 oz.
For car, caravan or boat.
(£24.95.)

£19.95

CQ-81 Calculating alarm clock plus two alarm/timers. LCD 1 year batteries. 1 1/2 x 2 1/2 x 5/16.

£17.95

CQ-2. Very Special Offer. Clock, calendar, 4 alarms, stopwatch, Time/Date calculator (RRP £39.95) **P.O.A.**

PH-G1 FOUR DIGIT (Left)

4 digits
5 functions
Backlight
£9.95



PH-ALARM CHRONO.

6 digits, up to 23 functions. Net, lap & 1st & 2nd place times to 1/100. 24 hr. alarm. Hours, mins, sec or date, day, am/pm. Day, date, month, S/S case, Mineral glass **£39.95**

CBM Giant 4 digit. 5 functions. Light

95 03 (**£15.95**)

Chrome Bracelet **£9.95**

95 02 (**£14.95**)



Gilt Strap **£9.95**

18 03 (Right) ALARM

6 digits, 6 functions plus backlight and alarm setting. 5 minute snooze facility. (£28.95) **£22.95**

CASIO AQ-1000 Calculating alarm clock and 3 way stopwatch RRP £26.95 **£21.95**

CASIO QL-10 Cigarette lighter and calculating alarm clock. Provisional price **£39.95**

See last month's advertisement for details of the above and our wide range of Casio calculators and superb quartz digital watches, or send 25p (p & p) for our illustrated mail order catalogue including Citizen and Seiko products.

Prices include VAT, P. & P.
Send cheques, P.O. or phone your credit card No. to:

Dept P.E.
19-21 Fitzroy Street
TEMPUS Cambridge CB1 1EH
Telephone (0223) 312866

Visit our NEW STORES ...

BELOW IS A SELECTION FROM OUR WIDE RANGE OF STOCK ITEMS

56 Key ASC11 Encoded Keyboards		£ p	MICRO BITS		£ p	BUS DEVICES		MIXED		£ p	
1 Meg XTAL	(all up)	59.50	2513	Character Generator	6.50	8T26	2.00		P	381	.22
	(each)	3.25	6571	Character Generator	6.75	8T97	1.95	555	.30	723	.40
ROMS			1013	UART	5.00	8T98	1.95	556	.75	TBA55Q	.50
5204 Q	(512 x 8)	9.20	6402	UART	6.00	81LS95	1.15	741	.30	1488	1.70
2708	(1K x 8)	7.50	6800P	Micro Processor	6.30	81LS96	1.15	747	.70	1489	1.70
2516	(2K x 8)	35.00	6820	PIA	4.00	74LS374	1.95	3900	.55	72 711	.20
RAMS			6850	ACIA	2.65						
6810	(128 x 8)	3.50	1771-01	Floppy Cont.	47.00						
2102	(1K x 1)	1.50	96364	CRT Cont.	15.50						
2114	(1K x 4)	7.00	Bipolar Rom (To go with above No. 96364)			4.00					

TTL
All TTL, Lower Power Schotkey, C-Mos and Sundry Devices. Available at competitive Prices.

ALL MAJOR CREDIT CARDS ACCEPTED

Crofton Electronics Limited - 35 Grosvenor Road, Twickenham, Middlesex. Telephone: 01-891 1923

SINCLAIR PRODUCTS microvision tv £172. PDM35 £27.25. Mains adaptor £3.24. Case £3.25. DM235 £48.30. Rechargeable battery units £8. Adaptor/charger £3.70. Case £8.50. Cambridge prog. calculator £13.15. Prog. library £3.45. Mains adaptor £3.20. Enterprise prog. calculator £21.95. DM350, DM450 poa.

COMPONENTS send sae for full list. 1 lb FeCl 1.05. Dalo pen 73p. 60 sq lns pcb 55p. Laminate cutter 75p. Small drill 20p. zn414 £1.05. Pcb and extra parts for radio £3.85. Case £1. 1N4148 1.4p. 1N4002 3.6p. 741 15p. NE555 23p. bc182b. bc183b. bc184b. bc212b. bc213b. bc214c 4.5p. Plastic equivs bc107. bc109. bcv71. bcv72 4.8p. 1W 5% E12 resistors 10R to 10M 1p. 0.8p for 50+ of one value. 16V electrolytics .5/1/2/5/10/22mf 5p. 100mf 6p. 1000mf 10p. Polyesters 250V .015. .068. .1mf 11p. Ceramics 50V E6 22pf to 47n 2p. Polystyrenes 63V E12 10 pf to 10n 3p. Zeners 400mW E24 2V7 to 33V 7p.

SWANLEY ELECTRONICS

(Dept. PE), 32 Goldsel Rd.,
Swanley, Kent BR8 8EZ
Post 30p extra. Prices include VAT.

TV GAMES send sae for data. AY-3-8500 + kit £8.95. AY-3-8600 + kit £12.50. Tank batteries chip £6.90. kit £7.05. Stunt cycle chip £6.90. kit £5.60. Rifle kit £4.95.

TRANSFORMERS 0-0-6V 100mA 74p. 11A £2.35. 6.3V 11A £1.89. 9-0-9V 75mA 74p. 1A £2. 2A £2.60. 12-0-12V 100mA 90p. 1A £2.49.

IC AUDIO AMPS with pcb JC12 6W £1.60. JC20 10W £2.95. JC40 20W £3.95.

BATTERY ELIMINATORS 3-way type 6/71/9V 300mA £2.95. 100mA radio type with press-studs 9V £3.35. 9+9V £4.50. Stabilized type 3/6/71/9V 400mA £6.40. 12V car converters 3/41/6/71/9V 800mA £2.50.

BATTERY ELIMINATOR KITS send sae for data. 100mA radio types with press-studs 41V £1.80. 6V £1.80. 9V £1.80. 41+41V £2.50. 6+6V £2.50. 9+9V £2.50. Stabilized 8-way types 3/41/6/71/9/12/15/18V 100mA £3.20. 1Amp £6.40. Stabilized power kits 2-18V 100mA £3.60. 2-30V 1A £6.95. 2-30V 2A £10.95. 12V car converter 6/71/9V 1A £1.95.

T-DEC AND CSC BREADBOARDS s-dec £3.17. t-dec £4.02. u-deca £4.40. u-decb £7.05. 16 dil adaptor £2.14. exp 300 £6.21. exp 350 £3.40 exp 650 3.89 exp 4b £2.48.

BI-PAK AUDIO MODULES S450 £23.51. AL60 £4.86. pa100 £16.71. spm80 £4.47. bmt80 £5.95. Stereo 30 £20.12.

NOBLE ELECTRONICS (PE.) 26 Lloyd Street Altrincham Cheshire WA14 2DE Tel: 061-941 4510

MAINS/BATTERY RADIO



Super sensitive mains/battery 3 band radio receiver covering MW, VHF (88-108 MHz), AIR-PSB (108-174 MHz), complete with earpiece, shoulder strap and telescopic aerial. Size approx 25 x 18 x 10 cm.

DISCOUNT PRICE
£13.95

CASSETTE TAPE RECORDER



Mains/Battery quality cassette recorder with built-in condenser microphone, piano key controls, earphone, clip-on carry strap, detachable plug-in mains lead, autostop, DIN socket for record and play back via radio or stereo unit, C60 cassette and microphone with on/off remote switch (motor control).

DISCOUNT PRICE
£19.95

ALSO NOW AVAILABLE
POCKET SETS BATTERY ONLY

MW/VHF-AIR (88-135 MHz)..... £9.95
Extra sensitive de-luxe version..... £11.45
MW/VHF (88-108 MHz) AIR-PSB (108-174 MHz)..... £13.95

All prices include p & p, VAT. Batteries, Guarantee & accessories. Full refund if not completely satisfied. Fast repair service free under guarantee.



Avoid a break in the middle

Make sure you get every issue when you're following projects in PRACTICAL ELECTRONICS Use this order form for a year's supply to be posted to you.

ANNUAL SUBSCRIPTION RATES (including postage and packing) inland and overseas £10.60.

PRACTICAL ELECTRONICS SUBSCRIPTION ORDER FORM

Please send me Practical Electronics each month for one year. I enclose a Sterling cheque/international money order for..... (amount).

PLEASE USE BLOCK LETTERS

NAME Mr/Mrs/Miss _____

ADDRESS _____

POSTCODE _____

Make your crossed cheque/MO payable to: IPC Magazines Ltd., and post to: Practical Electronics, Room 2613, King's Reach Tower, Stamford Street, London SE1 9LS. Practical Electronics is published in England by IPC Magazines Ltd. Regd. No. 53626. Regd. Office: King's Reach Tower, Stamford Street, London, SE1 9LS. A subsidiary of Reed International Ltd.

Marshall's

Come and get a great deal

Call in and see us 9-5:30 Mon-Fri 9-5:00 Sat
Tel. orders on credit cards £10 min.
Trade and export enquiries welcome

A. Marshall (London) Ltd, Dept. PE. Head Office mail order: Kingsgate House, Kingsgate Place, NW6 4TA. Tel: 01-624 0805. Retail Sales London: 40-42 Cricklewood Bdw, NW2 3ET. Tel: 01-452 0161/2. Telex: 21492. London: 325 Edgware Rd, W2. Tel: 01-723 4242. Glasgow: 85 West Regent St, G2 2QD. Tel: 041-332 4133. Bristol: 1 Straits Pde, Fishponds Rd, BS16 2LX. Tel: 0272 654201.

2N696 0.39	2N2219 0.38	2N3397 0.19	2N4062 0.20	2N5247 0.44	40410 0.82	BC2148 0.17	BC5498 0.14	BD2444 0.70	BF182 0.37	BFX89 1.37	MJ5E20 0.50
2N697 0.31	2N2219A 0.39	2N3438 0.85	2N4064 1.36	2N5248 0.44	40411 3.10	BC147 0.13	BC182B 0.13	BC214C 0.17	BC549C 0.15	BD2445 0.87	BF183 0.44
2N698 0.49	2N2220 0.39	2N3440 0.75	2N4074 2.65	2N5294 0.44	40594 0.87	BC147B 0.13	BC182C 0.15	BC214E 0.18	BC557 0.14	BD2446 0.89	BF184 0.44
2N699 0.58	2N2221 0.25	2N3441 0.92	2N4121 0.27	2N5295 0.44	40595 0.98	BC148 0.13	BC182LA 0.15	BC214F 0.18	BC558 0.13	BD2447 0.95	BF185 0.44
2N708 0.30	2N2221A 0.25	2N3442 1.45	2N4122 0.27	2N5296 0.44	40613 0.80	BC148B 0.13	BC182LB 0.15	BC214G 0.18	BC559 0.15	BD2448 0.72	BF194 0.16
2N708A 0.30	2N2222 0.25	2N3638 0.17	2N4123 0.19	2N5298 0.44	40669 1.30	BC148C 0.13	BC182LC 0.15	BC214H 0.18	BC570 0.21	BD2449 0.93	BF195 0.16
2N708 0.30	2N2222A 0.25	2N3638A 0.17	2N4124 0.19	2N5447 0.16	AC126 0.48	BC148D 0.13	BC182LD 0.15	BC214I 0.18	BC571 0.26	BD433 0.44	BF196 0.16
2N718 0.30	2N2369 0.27	2N3702 0.14	2N4125 0.19	2N5448 0.16	AC127 0.48	BC149 0.15	BC182LA 0.12	BC238B 0.13	BC772 0.18	BD434 0.46	BF197 0.16
2N718A 0.30	2N2369A 0.27	2N3703 0.14	2N4126 0.19	2N5449 0.20	AC128 0.48	BC149A 0.15	BC182LB 0.12	BC238C 0.13	BD115 0.88	BD435 0.46	BF198 0.16
2N720A 0.54	2N2646 0.80	2N3704 0.14	2N4284 0.38	2N5457 0.39	AC151 0.43	BC150 0.15	BC182LC 0.12	BC239C 0.17	BD132 0.75	BD437 0.55	BF224 0.27
2N722 0.45	2N2647 1.55	2N3705 0.14	2N4286 0.22	2N5458 0.35	AC152 0.54	BC150A 0.15	BC182LD 0.12	BC239D 0.17	BD133 0.75	BD438 0.55	BF225 0.27
2N727 0.50	2N2903 1.60	2N3706 0.14	2N4287 0.22	2N5459 0.32	AC153 0.59	BC150B 0.15	BC182LE 0.12	BC257A 0.18	BD135 0.40	BD439 0.55	BF226 0.27
2N914 0.38	2N2904 0.31	2N3707 0.14	2N4288 0.22	2N5460 0.65	AC154 0.59	BC150C 0.15	BC182LF 0.12	BC257B 0.18	BD136 0.40	BD440 0.55	BF227 0.27
2N916 0.33	2N2904A 0.31	2N3708 0.12	2N4289 0.22	2N5461 0.37	AC176K 0.70	BC150D 0.15	BC182LG 0.12	BC257C 0.18	BD137 0.41	BD441 0.55	BF228 0.27
2N917 0.38	2N2905 0.31	2N3709 0.12	2N4290 0.22	2N5485 0.40	AC176 0.54	BC150E 0.15	BC182LH 0.12	BC257D 0.18	BD138 0.41	BD442 0.55	BF229 0.27
2N918 0.45	2N2905A 0.31	2N3711 0.16	2N4348 2.65	2N5486 0.40	AC187 0.59	BC151 0.38	BC182LI 0.13	BC301 0.43	BD139 0.43	BD443 0.55	BF230 0.27
2N929 0.37	2N2931 0.25	2N3712 0.20	2N4918 0.65	2N5490 0.54	AC187K 0.65	BC187 0.13	BC184C 0.13	BC302 0.37	BD140 0.43	BD444 0.55	BF231 0.27
2N929A 0.37	2N2905A 0.25	2N3713 0.15	2N4919 0.70	2N5492 0.54	AC188 0.54	BC187B 0.13	BC184D 0.15	BC303 0.54	BD181 1.90	BD445 0.55	BF232 0.27
2N930 0.37	2N2907 0.25	2N3819 0.36	2N4920 0.83	2N5494 0.65	AC189K 0.65	BC188A 0.13	BC184E 0.15	BC307 0.16	BD182 0.20	BD446 0.55	BF233 0.27
2N930A 0.95	2N2907A 0.25	2N3820 0.39	2N4921 0.54	2N5496 0.67	AD181 1.00	BC188B 0.13	BC184F 0.15	BC307A 0.16	BD183 2.25	BD447 0.55	BF234 0.27
2N1711 0.30	2N2923 0.17	2N3821 0.96	2N4922 0.60	2N6027 0.64	AD182 1.00	BC188C 0.13	BC212 0.15	BC307B 0.16	BD187 0.95	BD448 1.32	BF237 0.27
2N1889 0.30	2N2924 0.17	2N3900 0.28	2N4923 0.75	2N6107 0.45	AF108 0.60	BC188D 0.13	BC212A 0.15	BC308 0.16	BD235 0.46	BD449 1.90	BF238 0.27
2N1890 0.30	2N2925 0.18	2N3901 0.20	2N4924 1.15	2N6108 0.55	AF109 0.52	BC189 0.13	BC212B 0.15	BC308B 0.16	BD236 0.46	BD450 1.10	BF239 0.27
2N193 0.30	2N2926 0.17	2N3903 0.20	2N5088 0.30	2N6109 0.55	BC107 0.16	BC179 0.22	BC212L 0.16	BC309A 0.16	BD237 0.44	BD451 0.95	BF240 0.27
2N2102 0.50	2N3053 0.25	2N3904 0.18	2N5087 0.30	2N6111 0.49	BC107A 0.16	BC179A 0.22	BC212LA 0.16	BC309B 0.16	BD238 0.44	BD452 1.10	BF241 0.27
2N2192 0.58	2N3054 0.72	2N3905 0.18	2N5088 0.30	2N6121 0.41	BC107B 0.16	BC179B 0.25	BC212LB 0.16	BC309C 0.16	BD239 0.44	BD453 0.95	BF242 0.27
2N2193 0.50	2N3055 0.75	2N3906 0.18	2N5089 0.30	2N6122 0.44	BC108 0.16	BC179C 0.22	BC212L 0.15	BC327 0.22	BD239C 0.59	BD454 1.30	BF243 0.27
2N2193A 0.52	2N3390 0.50	2N4031 0.85	2N5190 0.55	2N6123 0.48	BC108A 0.16	BC179A 0.25	BC213A 0.15	BC328 0.20	BD240A 0.49	BD455 0.95	BF244 0.27
2N2194 0.42	2N3391 0.40	2N4032 0.85	2N5191 0.75	2N6124 0.45	BC108B 0.16	BC179B 0.35	BC213B 0.15	BC337 0.20	BD240C 0.49	BD456 1.10	BF245 0.27
2N2194A 0.42	2N3392 0.40	2N4033 0.85	2N5192 0.80	2N6125 0.47	BC108C 0.17	BC179C 0.25	BC213C 0.15	BC337A 0.20	BD241A 0.49	BD457 0.95	BF246 0.27
2N2195 0.40	2N3392 0.17	2N4037 0.60	2N5193 0.75	2N6126 0.45	BC109 0.16	BC179A 0.25	BC213L 0.17	BC347 0.13	BD242 0.65	BD458 0.95	BF247 0.27
2N2195A 0.40	2N3393 0.17	2N4038 0.60	2N5194 0.80	2N6127 0.45	BC109A 0.16	BC179B 0.25	BC213LA 0.17	BC347A 0.13	BD242A 0.65	BD459 0.95	BF248 0.27
2N2217 0.55	2N3394 0.17	2N4059 0.17	2N5195 0.97	2N6128 0.45	BC109B 0.18	BC179C 0.26	BC213LB 0.17	BC347B 0.13	BD242C 0.65	BD460 0.95	BF249 0.27
2N2218 0.35	2N3395 0.19	2N4080 0.22	2N5245 0.37	2N6129 0.48	BC140 0.30	BC179D 0.12	BC213L 0.17	BC348 0.13	BD243 0.65	BD461 0.95	BF250 0.27
2N2218A 0.38	2N3396 0.19	2N4081 0.19	2N5246 0.38	2N6130 0.82	BC141 0.32	BC182A 0.12	BC214 0.17	BC349 0.13	BD243C 0.87	BD462 0.95	BF251 0.27

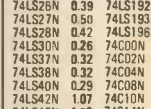
LINEAR CIRCUITS

CA3018 0.75	LM3795 4.25	LM7815K 1.75	TA0100 2.00
CA3018A 1.10	LM3808N 1.00	LM7824K 1.75	TA0120 0.80
CA3020 2.20	LM3808A 1.00	LM78050CZ 2.40	TA0120A 2.24
CA3020A 2.50			
CA3028A 0.90	LM381AN 2.70	LM781L2CZ 0.80	TA0120 2.35
CA3028B 1.25	LM381N 1.69		TA0150 2.48
CA3030 1.50	LM382N 1.32	LM781L5CZ 0.80	TA020 2.80
CA3030A 2.20	LM384N 1.55		TA0200 2.70
CA3038 2.80	LM389N 0.88	MM5314 4.80	TA0530 2.35
CA3038A 1.10	LM389N 1.40	MM5316 4.80	TA0530 2.45
CA3045 4.55	LM388N 1.00	NE555 0.33	TA0540 2.60
CA3046 0.77	LM389N 1.00	NE556 0.85	TA0540 2.70
CA3048 2.45	LM702C 0.81	NE568N 1.98	TA0550 3.60
CA3052 1.78	LM709 0.70	NE680 4.50	TA0550 3.80
CA3060 0.85	LM709B 0.50	NE681 1.50	TA0560 3.00
CA3080A 2.10	LM7014 0.60	NE682 4.50	TA0570 2.10
CA3088 0.50	LM7014 0.64	NE685 1.39	TA0700 2.20
CA3088B 1.87	LM7014 0.64	NE686 1.39	TA0700 2.20
CA3088C 2.90	LM710C 0.72	NE687 1.90	TA0720AC 2.06
CA3090 4.40	LM723C 0.75	NE719 4.95	TA0750 2.36
CA3130 1.06	LM723C1A 0.45	SAS580 2.70	TA0750 2.40
CA3140 1.04	LM731A 1.40	NE682 4.50	TA0800 1.35
LM301 0.30	LM741C 0.30	SAJ11 2.10	TA0810 1.30
LM307N 0.50	LM741C1A 0.30	SO41P 1.35	TA0820 0.80
LM308N 0.95	LM747CN 0.95	SO42P 1.35	TA0820 0.95
LM309K 1.95	LM7488 0.50	SN7001N 1.00	TA0100 2.36
LM317K 3.35	LM7481A 0.90	TA0100 2.36	TA0100 2.36
LM319N 2.45	LM393N 1.40	SN7603N 2.55	
LM320TS 2.15	LM1304N 1.52	TC7A20 3.50	
LM320T1 2.15	LM1305N 1.52	TC7A40 4.50	
LM320T15 2.15	LM1307N 1.22	TC7A50 3.00	
LM320T24 2.15	LM1310N 2.10	TC7A60 2.80	
LM320P 1.15	LM1351N 1.30	TC7A105 1.49	
LM320P12 1.15	LM1458N 0.95	TC7A40 1.85	
LM320P15 1.15	LM1458N 0.97	TC7A102 1.50	
LM320P24 1.15	LM1808N 2.10	TA0263 1.35	TA0124 1.24
LM323K 6.95	LM1812N 6.20	TA0300 3.70	TA0124A 4.75
LM339N 0.60	LM1820N 1.16	TA0320A 1.15	TA0220AD 0.40
LM340T5 0.88	LM1828N 1.90	TA0350A 3.00	4.50
LM340T15 0.88	LM1830N 1.90	TA0370 2.10	2.15
LM340T24 0.88	LM1841N 1.90	TA0420 2.10	2.15
LM341P5 0.60	LM1845N 1.50	TA0550 0.48	LD080CP 1.26
LM341P12 0.60	LM1848N 1.98	TA0560 0.10	LD081CP 0.90
LM341P15 0.80	LM1850N 1.90	TA0570 2.20	LD082CP 1.10
LM341P24 0.80	LM1860N 2.70	TA0670A 1.55	LD083C 1.40
LM348N 0.95	LM1892N 0.60	TA0830 2.40	1.45
LM358N 0.60	LM3302N 0.55	TA0980 3.90	LF3510 0.80
LM360N 3.00	LM3401N 0.55	TA0970 4.20	LF356N 0.80
LM370N 3.30	LM3900N 0.68	TA0611B 2.50	LF357N 0.80
LM371N 2.35	LM3905N 1.15	TA0621 2.50	LF3120N 3.00
LM375K 6.45	LM3909N 0.78	TA0681A 1.65	LF3131N 3.00
LM373N 3.35	LM3931N 1.10	TA0681B 1.45	LF3174N 0.80
LM374N 3.86	LM7805K 1.75	TA0700 4.50	LF3174N 0.55
LM377N 1.00	LM7817K 1.75	TA0930A 1.45	
LM378N 2.40	LM324 0.75	TA0930B 1.45	

EXPAND AND GROW WITH KIM

AMERICA'S FASTEST SELLING MOST POPULAR 6502 BASED SYSTEM - EASILY EXPANDED INTO A PERSONAL HOME COMPUTER

NOT A KIT BUT A READY TO USE MICROCOMPUTER SYSTEM



The basic KIM 2 includes Hex keyboard and display, audio cassette interface, VDU interface, Superb documentation, 2K monitor software in ROM. Powerful instruction set. The beauty of this system is the ease of extension and versatility with all the possible future requirements catered for. Up and running in minutes. Any future benefits from Commodore PET computer will be software compatible with their KIM system and in fact your KIM system has the design flexibility to suit any requirements. **KIM IS EXPANDABLE** - Expand as you learn up to 65K
KIM 1 - Basic board with above features assembled £160.92
KIM 2 - 8K static RAM card plugs into motherboard £193.00
KIM 4 - Motherboard (takes 6 x KIM 3) + power supply £96.00
KIM 6 - Prototype board for user designation £42.00
The Commodore PET and KIM are both based on the 6502 micro VDU INTERFACE - VDU card - takes control £150.00
Fully assembled TTY Card - ASC II keyboard in - converts TV set to cheap computer terminal via aerial socket. Also standard RS232 connector for micro computer or modem - 16 lines x 64 characters SEND SAE NOW FOR FULL DETAILS.

CMOS

4000 0.22	4018 0.52	4030 0.84	40508 0.85	4068 0.27	4068 0.89
4001B 0.22	4018 0.105	4031B 2.25	40518 0.85	4068B 2.10	4069B 2.10
4002 0.22	4019 0.105	4032 0.85	40528 0.85	4070 0.95	4093B 1.00
4006 1.25	4019B 0.52	4035B 1.30	4057 0.24	4094 2.30	4095 1.30
4007 0.22	4020B 1.15				

RST

VALVE MAIL ORDER CO.

Climax House
Fallsbrook Road, London SW16 6ED

**SPECIAL EXPRESS
MAIL ORDER SERVICE**

Ep	Ep	Ep	Ep	Ep	Ep
AA119	0.10	BCY70	0.15	*MPSA56	0.26
AA30	0.27	BCY71	0.17	*MPSU01	0.36
AA32	0.42	BCY72	0.13	*MPSU06	0.46
AA213	0.18	BCZ184	1.50	*MPSU56	0.60
AA215	0.34	BD115	0.45	NES55	0.45
AA217	0.27	BD121	1.20	NKT401	2.00
AC107	0.60	BD123	1.20	NKT403	1.73
AC125	0.20	BD124	1.30	NKT404	1.73
AC126	0.20	BD131	0.35	OA5	0.95
AC127	0.20	BD132	0.38	OA7	1.00
AC128	0.20	BD135	0.34	OA10	0.60
AC141	0.25	BD136	0.34	OA47	0.14
AC141K	0.35	BD137	0.35	OA70	0.30
AC142	0.20	BD138	0.40	OA79	0.30
AC142K	0.30	BD139	0.43	OA81	0.30
AC176	0.20	BD140	0.44	OA85	0.30
AC187	0.20	BD144	2.00	OA90	0.08
AC188	0.20	BD181	1.10	OA91	0.08
ACY17	0.85	BD182	1.18	OA95	0.08
ACY18	0.80	BD237	0.40	OA200	0.09
ACY19	0.75	BD238	0.55	OA202	0.09
ACY20	0.75	BDX10	0.90	OA211	1.00
ACY21	0.70	BDX30	2.00	OA220	0.65
ACY39	1.50	BDY20	1.25	OA2201	1.00
AD149	0.70	BDY60	1.50	OA2206	1.00
AD161	0.45	BF115	0.25	OA2207	1.00
AD162	0.45	BF152	0.18	OC16	2.00
AF106	0.45	BF153	0.20	OC20	2.50
AF114	0.35	BF154	0.17	OC22	2.50
AF115	0.35	BF159	0.23	OC23	2.75
AF116	0.35	BF160	0.16	OC24	3.00
AF117	0.35	BF167	0.20	OC25	0.90
AF139	0.40	BF173	0.20	OC26	0.90
AF186	1.20	BF177	0.24	OC28	2.00
AF239	0.45	BF178	0.24	OC29	2.00
AFZ11	0.75	BF179	0.25	OC35	1.50
AFZ12	2.75	BF180	0.30	OC36	1.50
ASV26	0.40	BF181	0.30	OC41	0.80
ASV27	0.40	BF182	0.30	OC42	0.75
ASZ15	1.25	BF183	0.25	OC43	2.25
ASZ16	1.25	BF184	0.25	OC44	0.65
ASZ17	1.50	BF185	0.25	OC45	0.55
ASZ20	1.25	*BF194	0.09	OC71	0.55
ASZ21	2.00	*BF195	0.09	OC72	0.55
*AU110	1.70	*BF196	0.10	OC73	1.00
*AU113	1.70	*BF197	0.12	OC74	0.65
*AU110	1.70	BF200	0.27	OC75	0.65
*BA145	0.13	*BF224	0.20	OC76	0.55
*BA148	0.13	BF244	0.28	OC77	1.20
BA154	0.09	BF257	0.24	OC81	0.65
BA155	0.10	BF258	0.26	OC81Z	1.20
BA156	0.09	BF259	0.32	OC82	0.65
BAW62	0.05	BF336	0.30	OC83	0.65
BA113	0.09	BF337	0.30	OC84	0.65
BA116	0.09	BF338	0.31	OC122	1.50
BC107	0.12	BFS21	3.96	OC123	1.75
BC108	0.12	BFS28	2.23	OC139	2.25
BC109	0.13	*BFS61	0.20	OC140	2.75
*BC113	0.12	*BFS98	0.20	OC141	3.25
*BC114	0.13	BRW10	0.20	OC170	1.00
*BC115	0.14	BRW11	0.65	OC171	1.00
*BC116	0.15	BFX84	0.22	OC200	1.50
*BC117	0.17	BFX85	0.23	OC201	1.75
*BC118	0.10	BFX87	0.21	OC202	1.75
BC125	0.16	BFX88	0.21	OC203	1.75
*BC126	0.20	BFY50	0.26	OC204	2.50
*BC135	0.15	BFY51	0.28	OC205	2.50
*BC136	0.15	BFY52	0.26	OC206	2.50
*BC137	0.15	BFY64	0.28	OC207	1.75
*BC147	0.09	BFY90	1.25	OC271	1.25
BC148	0.08	BSX19	0.20	ORP12	0.75
*BC149	0.09	BSX20	0.20	*R2008B	1.75
*BC157	0.09	BSX21	0.20	*R2009	2.25
*BC158	0.08	BT106	1.25	*R2010B	1.75
*BC159	0.10	BTY79/4	3.19	T1C44	0.30
*BC167	0.12	*BU205	1.75	T1C226D	1.20
BC170	0.10	BU206	2.25	T1L209	0.20
BC171	0.10	*BU208	2.00	*T1P29A	0.41
BC172	0.10	BY100	0.45	*T1P30A	0.44
BC173	0.12	BY126	0.14	T1P31A	0.45
BC177	0.15	BY127	0.15	T1P32A	0.48
BC178	0.14	BZK61	0.18	T1P33A	0.59
BC179	0.16	Series		T1P34A	0.73
BC182	0.11	BZY88	0.13	T1P41A	0.63
BC183	0.10	Series		T1P42A	0.70
BC184	0.11	CRS1/05	0.45	T1P2955	0.67
BC212	0.13	CRS1/40	0.60	T1P3055	0.56
BC213	0.12	CRS3/05	0.45	*T1S43	0.45
BC214	0.15	CRS3/40	0.75	*ZS140	0.25
BC237	0.09	CRS3/60	0.90	*ZS170	0.21
BC238	0.12	GEX66	1.50	*ZS178	0.54
BC301	0.25	GEX541	1.75	*ZS271	0.23
BC303	0.24	GJ3M	0.75	*ZS278	0.57
BC307	0.10	GJ5M	0.75	*ZTX107	0.11
*BC308	0.10	GJ7M	0.75	*ZTX108	0.10
*BC327	0.20	GMO378A	1.75	*ZTX109	0.12
*BC328	0.18	*KS100A	0.45	*ZTX300	0.12
*BC337	0.18	MJE340	0.80	*ZTX301	0.13
*BC338	0.17	MJE370	1.17	*ZTX302	0.15
BCY30	1.00	MJE371	0.61	*ZTX303	0.17
BCY31	1.00	MJE520	0.52	*ZTX304	0.19
BCY32	1.00	MJE521	0.55	*ZTX311	0.12
BCY33	0.90	MJE2955	1.25	*ZTX314	0.20
BCY34	0.90	MJE3055	0.75	*ZTX500	0.13
BCY39	3.00	*MPF102	0.30	*ZTX501	0.14
BCY40	1.00	*MPF103	0.30	*ZTX502	0.16
BCY42	0.25	*MPF104	0.30	*ZTX503	0.17
BCY43	0.25	*MPF105	0.30	*ZTX504	0.20
BCY58	0.16	*MPSA06	0.24	*ZTX531	0.20



Clef Kits

Only Suppliers of Kits approved for designs by A.J. Boothman.

JOANNA 88 The author of the P. E. JOANNA
JOANNA 72 Touch Sensitive Electronic Piano
has extended the design to cover
88 or 72 note instruments.

The considerable increase in flexibility of Six or 7 1/2 Octave Keyboards is coupled with the unique touch sensitive configuration of the P.E. design, simplified construction, and a number of circuit design improvements.

P.E. STRING ENSEMBLE The very versatile String Machine, with rich Chorus, as published in Practical Electronics for Group or home entertainment.

The P.E. Design now makes this newly popular Keyboard Instrument available for home construction. (Australian readers contact John Carr & Co. Sydney.)

Send S.A.E. for details to - Clef Products
16 Mayfield Road, Bramhall, Cheshire SK71JU



Wilmslow Audio

THE firm for speakers!

SEND 15p STAMP FOR THE WORLD'S BEST CATALOGUE OF SPEAKERS, DRIVE UNITS, KITS, CROSSOVERS, ETC. AND DISCOUNT PRICE LIST

- ACT ● AUDAX ● BAKER
- BOWERS & WILKINS ● CASTLE ● CELESTION
- CHARTWELL ● COLES ● DALESFORD
- DECCA ● EMI ● EAGLE ● ELAC ● FANE
- GAUSS ● GOODMAN'S ● HELME ● I.M.F.
- ISOPHON ● JR ● JORDON WATTS
- KEF ● LEAK ● LOWTHER ● MCKENZIE
- MONITOR AUDIO ● PEERLESS ● RADFORD
- RAM ● RICHARD ALLAN ● SEAS
- TANNOY ● VIDEOTONE ● WHARFEDALE

WILMSLOW AUDIO (Dept. P.E.)
SWAN WORKS, BANK SQUARE, WILMSLOW, CHESHIRE SK9 1HF

Discount Hi-Fi, etc. at 5 Swan Street and 10 Swan Street
Tel.: Wilmslow 29599 for Speakers Tel.: Wilmslow 26213 for Hi-Fi

Open daily to callers: Mon.-Fri. 9 a.m. - 5 p.m.
Valves, Tubes and Transistors - Closed Saturday
Terms C.W.O. only Tel. 01-677 2424-7
Quotations for any types not listed S.A.E. when going
Post and Packing 25p per order + 8% V.A.T. to press
Items marked * 12 1/2 %

ELECTROVALUE Buying Guide

Section 5

HERE IS YET ANOTHER SELECTION TO ADD TO THE ELECTROVALUE PAGES YOU HAVE ALREADY SAID. If you have bought before from us, you know just how large and varied our stocks are and how good our service is. For those who have yet to know us, we are publishing a series of monthly ads. to give up-to-date information and prices on the most wanted items of stock we carry. BY DETACHING AND SAVING THESE PAGES YOU WILL ACQUIRE A VALUABLE AND COMPREHENSIVE MONEY SAVING CATALOGUE.

LOOK OUT FOR AN IMPORTANT ANNOUNCEMENT NEXT MONTH.

HARDWARE/SOLDER TOOLS

SOLDER TOOLS

ORYX50	
Temp controlled	£8.90N
Spare element	£3.60N
Bits (11 types)	ea. 90pN
ORYX Super 30	£3.50N
Spare element	£2.50N
Bits as for ORYX50	
ISO-TIP Quick Charge cordless	
iron	£18.50N
Bits micro 7566	£2.30N
fine 7545	£2.30N
hd. 7546	£2.30N
Std 7535	£2.30N
PC drill attachment	£10.60N
6500	£10.60N
Spare bulb	35pN
ERSA Solder	
Solder gun	£8.62N
Spare element	£5.00N
Bit No 862VN	40pN
ERSA solder station	
Temp controlled iron with stand	£59.00N

GREENWOOD PYROMETER	£25.00N
DESOLDER TOOL	
SR3A	£5.95N
Spare nozzle. PTFE SR3AN.	65pN

ANTEX C-240V 15W	£3.60N
Spare element	£1.60N
Nickel plated bits	46pN
No 2 .094", No 4 .187", No 6 .047"	
Iron coated bits	46pN
No 102, 104, 106	
ANTEX CCN-240V	£3.80N
(low capacitance) 15W	
Spare element	£1.90N
Iron coated bits	46pN
1100 .094", 1101 .225", 1102 .187"	
ANTEX CX 240V	£3.60N
Spare element	£1.60N
Bits for CCN above	
ANTEX X25-240V 25W	£3.60N
Spare element	£1.60N
Iron coated bits	50pN
50 .094", 51 .125", 52 .187"	
ANTEX STAND ST3	£1.50N
No 666 Sponge	6pN

SOLDERSTAT RANGE	
HMS 240V 16W	£4.75N
HMS 240V 24W	£4.75N
HMS 110V 16W	£4.75N
HMS 110V 24W	£4.75N
Spare elements	£2.35N
Nickel plated bits	
2037 3.2mm	80pN
2038 2.4mm	80pN
2039 3mm stub	80pN
Iron plated	
2032 4.5mm	£1.90N
2033 6.5mm	£1.90N
IC desolder head for HMS	
Irons	
14-way	£5.70N
16-way	£5.70N
HMS 240V Solder Kit in presentation box	£8.90N
HMS 12V solder kit in wallet	£7.60N

POT CORES	
FERRITES	
BOOKS	
Latest price list of all ranges free on request.	

- *GOODS SENT POST FREE U.K. on C.W.O. orders over £5 list value. If under, add 27p handling charge.
- *ATTRACTIVE DISCOUNTS on C.W.O. orders - 5% where list value is over £10. 10% where list value is over £25.
- *TOP QUALITY MERCHANDISE - ALL BRAND NEW AND GUARANTEED TO SPEC.

VERO PRODUCTS

VEROBOARD	
0.1" matrix copper clad	
3.75" x 2.5"	46p
5" x 2.5"	55p
5" x 3.75"	55p
5" x 3.75"	62p
8.45" x 1.5"	53p
DIP-BOARD	£2.24
VQ Dip-Board	91p
24-way plug-in	£2.20
32-way	£2.40
EURO Dip-Board	£3.57
0.1" matrix unclad	
3.75" x 2.5" 31p 5" x 3.75"	50p
EURO Board	89p
0.15" matrix, copper clad	
3.75" x 2.5" 36p 5" x 2.5" 50p	
3.75" x 3.75" 50p 5" x 3.75" 67p	
8.45" x 1.5" 53p	
0.2" matrix, copper clad	
5" x 3.4"	76p

PIN INSERTION TOOLS	
No PITI for 0.040" pins	
(0.1" matrix)	£1.10
No PITIS for 0.052" pins	
(0.15" matrix)	£1.10
SPOT FACE CUTTER	
Suitable for any matrix	81p

TERMINAL PINS

(Not made by Vero)
0.040" dia for 0.1" matrix per 100 35p per 500 £1.15
0.052" dia for 0.15" matrix per 100 40p (Both types double ended)

VEROBOX STANDARD BOXES	
High impact polystyrene light grey top, dark grey bottom section.	
Type L W H	
2514F 100 50 25	£1.64
2516G 100 50 40	£1.86
2518H 120 65 40	£2.07
2520J 150 80 50	£2.35
2522K 188 110 60	£3.13

VEROBOX CASES
Constructed from ABS material light grey top & dark grey bottom section. Anodised all front and rear panels. Internal guides for PC boards.

Type L W H D	
1237J 154 40 85	£2.56
1238D 154 60 85	£2.82
1239K 154 80 85	£3.38
1410J 205 40 140	£3.53
1411D 205 75 140	£3.96
1412K 205 110 140	£5.12

SLOPING FRONT PLASTIC CASES

The 1798K has white top and grey bottom section, the 2523E has light grey top and dark grey bottom section.
Both have anodised aluminium panels.

Type W H1 H2 D Price	
1798K 171 38 75 121	£4.19
2523E 220 52 100 156	£6.36

19" CARD/FRAME CASE SYSTEM

accepts plug-in modules and standard European size circuit boards.
Light blue with natural anodised aluminium end plates.
Can be rack mounted.

Type Item Price	
3841L Case	£20.71N
3842F End plate angles (pr.)	83pN
3843A 8" Module	£4.00N
3844G 4" Module	£3.05N
3845B 2" Front panel	£1.02N
3846H 1" Front panel	97pN
3979K Board for module	£1.39
1034E Veroboard, clad	£1.42
1041J DIP-board	£3.59
0267H 31-way plug	97pN
0258C 31-way socket	£1.06N

EUROCARD CONNECTORS

2876D 64-way plug	£2.47N
2874C 64-way socket	£4.48N

SWITCHES

ERG Dual in Line
One pole change over SDC1 42p
Two-SDC2, 78p 3 - SDC3, £1.08
On/Off 2 pole SDC2 2 42p 4 pole
SDS4 75p, 6p SDS6 £1.08. 8p -
SDS8, £1.32.
Multiple - 19p/8 way DS16A1 - 8
99p 2p/4W DS 16A2 £1.08

ROTARY MAINS

Lorlin MS 4 amp.....48p

WAVECHANGE

Lorlin CK series, MBB contacts

1p 12W	37p
2p 6W	37p
3p 4W	37p
4p 3W	37p

ROTARY SWITCH KIT

Type RA 6 wafers.....60p

RA Wafers MBB

1P 1W or 2P 5W.....66p

RA Wafers BEM

1P 12W, 2P 6W,

3P 4W, 4P 3W,

6P 2W.....66p

RA Shorting wafer, MBB

Rotating open-circuit.....66p

PUSH BUTTONS

Standard Size

SSP10, 250V 3A a.c.

push on, push off

panel hole 0.5"

SSP11, as SSP10

push to make.....52p

Sub-Minature 250V 0.5A a.c.

8531 push to make.....62p

8533 push to break.....62p

(Panel hole 0.25")

CASTELO RANGE 250V 1A

a.c.

0.375" hole with long white fixing

ring unless otherwise ordered

No. 2644 SP make.....18p

No. 3244 DP make.....34p

No. 2648 SP break.....18p

No. 3248 DP break.....34p

No. 2634 SP on/off.....17p

No. 3234 DP on/off.....30p

No. 4434 as 3234 but switch

sections reversed.....30p

No. 4444 as 3244 but switch

sections reversed.....34p

Spare rings in black, red, yellow,

green, blue, white or pink each 2p

TOGGLE 250V 1.5A a.c.

Chrome finish

1011C SPST.....56p

1016C SPDT.....61p

1019C SPDT

centre off.....64p

409 DPDT.....77p

Sub-Minature 250V 2A a.c.

Panel hole 0.25"

S7101 SPDT.....63p

S7201 DPDT.....84p

S7203 DPDT

centre-off.....84p

S7205 DPDT biased

each side.....£1.20

S7207 DPDT biased

one side.....£1.20

S7211 SP 3-way.....£1.20

S7301 3PDT.....£1.42

S7401 4PDT.....£1.80

MINIATURE SPDT

SSC01 button, lever or roller.....85p

TIME SWITCHES (Smith's)

For electrical use, 13A rating

IMERSET for wired-in

situations. 2 on & 2 off actions per

day.....£11.60N

AUTOSSET 13A socket outlet

Otherwise as Imerset.....£10.95N

WE ARE NATIONAL DISTRIBUTORS FOR

NASCOM 1 MICROCOMPUTER KITS

FOR DELIVERY FROM STOCK

NETT PRICES FROM £197.50 + V.A.T.

QUANTITY DISCOUNTS - TRADE ENQUIRIES INVITED

TRANSFORMERS

All mains transformer primaries suitable for 240V input except for 50TS2A.

GP502 30V 2A	tapped at 12, 15, 20, 24V	£4.60
GP501 50V 1A	tapped 19, 25, 33, 40V	£4.30
GP502 50V 2A	tapped 19, 25, 33, 40V	£6.30
GP601 60V 1A	tapped 24, 30, 40, 48V	£4.60
GP602 50V 2A	tapped 24, 30, 40, 48V	£6.70
50TS2 50V 2A	tapped 25, 45V	£6.55
Pri/sec shield.		

50TS2A 50V 2A (110/120V pri)	tapped 25, 45V	£6.55
Pri/sec shield.		
28T05	12V, 12V, 2-0-2V 0.5A	£4.40
28T1	12V, 12V, 2-0-2V 1A	£4.90
28T2	12V, 12V, 2-0-2V 2A	£5.30
12T05 6V, 6V, 0.5A		
(Split primary 12V, 120V)		£3.30
CT1 17V 1A	charger duty tapped at 9V	£2.95
CT2 17V 2A	charger duty tapped at 9V	£3.25
CT4 17V 4A	charger duty	£2.85
FT1 6.3V 1.5A		£2.45
GP12 12V 1.5A		£2.30

PRINTED CIRCUIT MATERIALS

COPPER CLAD BOARD	
300 x 150mm	
Single Sided	
SRBP 85p; Fibreglass	£1.65
Double sided SRBP	£1.00
UNCLAD SRBP	
300 x 150mm	56p
FERRIC CHLORIDE	
Lab grade 100gm pack	47p
500gm jar	£2.30
POSITIV-20 Aerosol 75cc	
with instructions	£1.30
ETCH RESIST PEN	
Decon with spare tip	85p
73.00 63.00	
SILVER CONDUCTIVE	
PAINT 3gm vial	
Elecolit 340	£2.20

RELAYS MINIATURE CONTINENTAL TYPE

Type R42 12V 185n 2 C/O	£2.00
Type R44 12V 185n 4 C/O	£2.20
PC socket type P40	97p
Ordinary wiring st. W40	88p
Mounting strip 6 posn. R40	26p
PIGMY MAINS RELAY 3 C/O	
10 amp 6V 29n. 12V 110n. 24V 475n	
all d.c.	each £2.30
240V a.c. 8200n coil	£2.55

CONNECTORS

D1N	Plug	Socket
3 way	11p	9p
4 way	13p	15p
5 way 180°	14p	10p
5 way 180° PC	—	12p
5 way 240°	15p	15p
6 way	16p	12p
7 way	18p	18p
Full range available from 2 way.		
V.A.T. 12½% on above.		

MOTOROLA

D.2 Microprocessor Evaluation Kit, net

£175.87 + VAT

606/1 6-0-6V 100mA.....£1.00

MT280 6V, 6V, 250mA.....£1.40

909/1 9-0-9V 75mA.....£1.00

GP909 9-0-9V 0.5A.....£2.10

1201/12 12-0-12V 50mA.....£1.00

1200 12-0-12V 100mA.....£1.20

MT150 12V, 12V, 150mA.....£1.70

15T1 15-0-15V 1A.....£3.20

GP202 20-0-20V 0.75A.....£2.30

30T1A 30-0-30V 1A.....£3.80

Miniature L.S. transformer

LT700 Ph. 1K2 C.T.

Sec 3.2n.....39p

REED RELAYS open construction

5V 106n CSA5 single n/o	90p
12V 645n CSA 12 single n/o	90p
5V 57n CDA5 double n/o	£1.28
12V 320n CDA	
12 double n/o.....	£1.19
REED RELAYS enclosed type n/o	
LPS12 single 590n.....	99p
LPD12 double 355n.....	£1.32



NOTICE TO READERS

When replying to Classified Advertisements please ensure:

- That you have clearly stated your requirements.
- That you have enclosed the right remittance.
- That your name and address is written in block capitals, and
- That your letter is correctly addressed to the advertiser.

This will assist advertisers in processing and despatching orders with the minimum of delay.

RECEIVERS AND COMPONENTS

NOTE: All prices include V.A.T.
TERMS: C.V.O. cheques and PO payable Furama Electronics. P/P 15p - Kits 25p. Callers Welcome.
BRAND NEW AND FULL SPEC DEVICES ONLY

L.E.D.s 0.2"/5mm	L.E.D.s 7 Segment Displays	
Red 10 - £1.00	0/6"/15mm single digit	
Yellow 10 - £1.60	com/andode	£1.60
Green 10 - £1.60	6"/15mm four digit	
Clear 10 - £1.30	com/cathode	£4.50

SPECIAL OFFER 10 of each colour 40 for £5.00.

FREE Circuit of our L.E.D. Christmas Tree Light Chaser with every purchase.

ELECTRONIC KITS 1 watt amp kit P.C.B. and all parts £2.50. 0-35 volt. 3 amp. variable power supply S/C protected. P.C.B. and all parts except transformer £6.50, with transformer £13.00, post free. 0-45 volt. 3.5 amp. variable power supply. S.C.R. S/C protected. P.C.B. and all parts except transformer £7.50. 32 L.E.D. V.U. type display (stereo). P.C.B. and all parts needs £2-18 volt 500ma DC supply £9.50, suitable supply £3.50 + 50p/p. display box £2.40. The full kit £15.00, post free. Fluorescent inverter will run 4-40 watt tube H.F. very efficiently £2.50.

POSITIVE FIXED VOLTAGE REGULATORS 1 AMP MC7805/6/8/12/15/18/24 volt 95p.

ZENER DIODES 400mw BZY 88 2/73 30p. 10p. DIODES IN4001 and 2 5p. 3/4/5 6p. 6/7 7p. IN4148 4p. OA47/90/91/95/202 10p. BY127 12p. IN5401/2/3 15p. 4/5/6/7 20p.

TRANSISTORS BC107/8/9 10p. BC147/8/9 10p. BC161 34p. BC170/71/72 13p. BC182/3/4 13p. BC186 20p. BC187 24p. BC212/13/14/12p. BCY70/71/72 17p. BFY50/51/52 21p. TE107/1/TIP3055 50p. 2N577 80p.

THYRISTORS CI060 55p. CI06M 65p. I.C.s 741 25p. NE555 30p. 7400 13p. 13/16/17/32/70/74/121 30p. 7490 33p. 92 42p. 7447/8 75p. 123 55p. 141 56p. 145 95p. 154 £1.10. 190 £1.15.

FERRIC CHLORIDE 2lb in free etching tray £1.10 p/p 60p.

BATTERY CHARGING TRANSFORMER SPECIAL OFFER

15-0-15 volt, 2 amp, plus 2.3 amp diodes £3.50. p/p free.

FURAMA ELECTRONICS

32/34 Scot Lane, Doncaster, Yorkshire DN1 1ES.
 Tel: Doncaster (0302) 65234.

TUNBRIDGE WELLS COMPONENTS, Ballard's, 108 Camden Road, Tunbridge Wells. Phone 31803. No Lists. Enquiries S.A.E.

P.C.B.s PAXOLIN 10 1/2" x 4 1/2" 4 - £1.25. 12" x 9" 70p. 17 1/2" x 9 1/2" £1.15. D.S. 10" x 8 1/2" 80p. Fibre Glass 9" x 8" £1.20. 18" x 8" £2.40. D.S. 13" x 6" £1.30. 11 1/2" x 7 1/2" £1.60. Panel with 42 assorted 74 series ICs £1.50. 20 wire ended neons £1.300 small components, trans. diodes £1.50. 7 lbs assorted components £3.60. 3 lbs £1.95. List 15p. Refundable. Post 20p under £1. Insurance add 15p.

J.W.B. RADIO

2 Barnfield Crescent, Sale, Cheshire M33 1NL

TURN YOUR SURPLUS capacitors, transistors, etc., into cash. Contact COLES-HARDING & CO., 103 South Brink, Wisbech, Cambs. 0945-4188. Immediate settlement.

SMALL ADS

The prepaid rate for classified advertisements is 20 pence per word (minimum 12 words), box number 60p extra. Semi-display setting £6.60 per single column centimetre (minimum 2.5 cms). All cheques, postal orders etc., to be made payable to Practical Electronics and crossed "Lloyds Bank Ltd". Treasury notes should always be sent registered post. Advertisements, together with remittance, should be sent to the Classified Advertisement Manager, Practical Electronics, Room 2337, IPC Magazines Limited, King's Reach Tower, Stamford St., London, SE1 9LS. (Telephone 01-261 5846).

BRAND NEW COMPONENTS BY RETURN

Electrolytic Capacitors 10V, 25V, 50V.
 0.47, 1.0, 2.2, 4.7 & 10 mfd. — 5p.
 22, 47—5 1/2p. (50V—8p). 100—7p. (50V—8p).
 220—8p. (50V—10p). 470—11p. (50V—16p).
 1000/15V—15p. 1000/25V—18p. 1000/40V—35p.

Subminiature bead tantalum electrolytics.
 0.1, 0.22, 0.47, 1.0 @ 35V, 4.7 @ 6.3V—8p.
 2.2/35V & 4.7/25V—9p. 10/25V, 15/16V—12p.
 22/16V, 33/10V, 47/6V, 68 & 100 @ 3V—14p.
 Mullard Miniature Ceramic E12 Series 63V 2%.
 10 pf to 47 pf—3p. 56 pf to 330 pf—4p.
 Vertical Mounting Ceramic Plate Caps. 50V.
 E12 22 pf—1000 pf. E6 1500 pf—47000 pf—2p.
 Polystyrene E12 Series 63V. Hor. Mounting.
 10 pf to 1000 pf—3p. 1200 pf to 10000 pf—4p.
 Mullard Polyester 250V Varr. Mtg. E6 Series.
 .01 to 1—4p. .15, .22—5p. .33, .47—8p.
 .68—11p. 1.0—14p. 1.5—20p. 2.2—24p.
 Mylar (Polyester) Film 100V, Vertical Mtg.
 .001, .002, .005—3p. .01, .02—4p. .04, .05—5p.

Miniature Film Resistors Highstab. E12 5%.
 0.125 watt 100 to 2MΩ 1p.
 0.250 watt 1Ω to 10MΩ (10% over 1M)..... 1p.
 0.500 watt 100 to 2MΩ 1 1/2p.
 1.000 watt 10Ω to 10MΩ 2p.
 1N148—3p. 1N4002—5p. 1N4006—7p. 1N4007—8p.
 BC107/8/9, BC147/8/9, BC157/8/9, BF194 & 7—9p.
 20mm. fuses .15, .25, .5, 1.0, 2.0, 3.0 & 5A—3p.
 Printed Circuit Holders for 20mm. fuses—5p.
 Post 10p (Free over £4). Prices VAT inclusive.

THE C. R. SUPPLY CO.
 127, Chesterfield Road, Sheffield S8 0RN

VALVES. Radio - T.V. - Industrial - Transmitting and Projector Lamps. We dispatch Valves to all parts of the world by return of post. Air or Sea mail, 4000 Types in stock. 1930 to 1976. Obsolete types a speciality. List 20p. Quotation S.A.E. Open to callers Monday to Saturday 9.30 to 5.00 closed Wednesday 1.00. We wish to purchase all types of new and boxed Valves, Projector Lamps and Semiconductors. COX RADIO (SUSSEX) LTD., Dept. P.W. The Parade, East Wittering, Sussex, PO20 8BN, West Wittering 2023 (STD Code) 024366.

BARGAIN PACKS

TTL 7400, 01, 02, 03, 04, 08, 10, 20, 30, 51 ANY MIX 10/£1.00, 100/£9.00, 7433 48, 104, 105 109, 122 ANY MIX 10/£1.90, 100/£18.00, 7445, 46, 92, 95, 151 ANY MIX 4/£1.00, 7443, 83, 96, 156, 160, 162, 163, 74165, 180, 193, 194 ANY MIX 3/£1.30, 10V5 2.0, BC184, 2N1711 - 2/£1.00, OC70 5/£1.00, Similar to 2N192 - 20/£1.00 MAN 10 0.27" - 4/£3.00, BAX13, IN4151 - 100/£1.50, TBA 120A 2/£1.00, IN5400 10/£0.80, 74510 20/£1.00, Panaplex 9 Digit 7 Seg, Display 2/£2.50, Thyristor 3A 25V - 3/£0.50, "LSP 2 1/2" dia. 40 ohms - 2/£1.00

*RESISTORS 10/£0.09, 100/£0.80 ANY MIX E12 - 10 ohms to 1 meg.
 *CAPACITORS Ceramic 27P to 8200P E12 Series 10/£0.30. Polyester 0.01 to 1 10/£0.50 ANY MIX 1 MF 10/£1.00. Electrolytic 63V 1 MF to 10 MF 10/£0.70. 16V 10 MF to 100 MF 10/£0.70.

TELEPHONE ORDERS

COV. (0203) 611597 Using Access Card No.
 V.A.T. Add 12 1/2% to items marked* To all others add 8%

IBEK SYSTEMS Dept. PE.,
 32 DUNSMILL DRIVE, COVENTRY CV2 2HS.

VMDS POWERFET VN67AF (2A, 60V, 15W) 99p, 78L05 29p, LF1374IN (JFET 741) 35p, P & P 20p. 10% Discount over £5. More bargains in informative list. SAE to J. RIMMER, 367 Green Lanes, London N4 1DY.

VALVES FOR SALE

VALVES FOR SALE

CV 445 STC TYPE 5J/180E. Quantity
 60 new at list price less 50%

CONTACT: STARAVIA LIMITED
 King's Ride, Ascot, Berks.
 Telephone: Ascot 23422

CONDITIONS OF ACCEPTANCE OF CLASSIFIED ADVERTISEMENTS

- Advertisements are accepted subject to the conditions appearing on our current advertisement rate card and on the express understanding that the Advertiser warrants that the advertisement does not contravene any Act of Parliament nor is it an infringement of the British Code of Advertising Practice.
- The publishers reserve the right to refuse or withdraw any advertisement.
- Although every care is taken, the Publishers shall not be liable for clerical or printers errors or their consequences.

FOR SALE

SEEN MY CAT? 5000 Odds and ends. Mechanical Electrical. Cat free. Whiston, Dept. PRE, New Mills, Stockport.

NEW BACK ISSUES OF "PRACTICAL ELECTRONICS" available 70p each Post Free. Open P.O./Cheque returned if not in stock - Bell's Television Services, 190 Kings Road, Harrogate, N. Yorks. Tel: (0423) 55885.

PRACTICAL ELECTRONICS. Jan 74 to Dec 78. Two issues missing £10 ONO. 061-7753512.

PRACTICAL WIRELESS/ELECTRONICS. Radio Constructor various issues. 65-74, good condition. Enquiries - 0477 32600.

MK14 KIT, built but not working. Instruction manual, SC/MP Applications Handbook by National Semiconductor. Reasonable offer secures. Mansfield 612519 after 6pm.

FOR SALE. Back issues PRACTICAL WIRELESS, ELECTRONICS. SAE with offers and enquiries, SMITH, 84 Westgate, Louth, Lincs.

LERNAKIT OSCILLOSCOPE, Heathkit ET3100 Design Experimenter. Heathkit text books, AC Electronics, Semiconductor devices. Electronic circuits, Digital techniques, plus components. £80 the lot. Rendell, 14 Burwell Road, Stevenage, Herts.

RAINBOW RIBBON Cable at silly prices SAE for details. Trading Post, 4 Castle Street, Hastings, Sussex.

COLOUR MODULATOR

Kit FOR ALL TV GAMES!
£6-95 ● Red, Green & Blue inputs ● Switchable background colours ● FREE Interface Complete details for tank battles - lifelike effects
WILLIAM STUART SYSTEMS
 137, Bitterley Road Harrogate Brentwood Essex CM13 3SD
 Tel: 0277 810244 Barclay Card Access Accepted

SERVICE SHEETS

SERVICE SHEETS for Radio, Television, Tape Recorders, Stereo etc. With free Fault-finding guide, from 50p and S.A.E. Catalogue 25p and S.A.E. Hamilton Radio, 47 Bohemia Road, St. Leonards, Sussex.

BELL'S TELEVISION SERVICES for Service Sheets on Radio, TV, etc £1.00 plus S.A.E. Colour TV Service Manuals on request. S.A.E. with enquiries to B.T.S. 190 Kings Road, Harrogate, N. Yorkshire, Tel: (0423) 55885.

BOOKS AND PUBLICATIONS

WHY NOT START YOUR OWN BUSINESS REWINDING ELECTRIC MOTORS. A genuine opportunity to success. LARGE PROFITS. You can't help but make money if you follow the easy, step by step, instructions in our fully illustrated Manual showing how to rewind Electric Motors. Armatures and Field coils as used in Vacuum Cleaners, Electric Drills and Power Tools. NO PREVIOUS KNOWLEDGE IS REQUIRED, as the Manual covers in 13 Chapters, where to obtain all the work you need, materials required, all instructions rewind charts and how to take data etc. A gold mine of information. How to set up your home workshop and how to cost each job to your customer. £4.00 plus 30p P & P. UK. CWO. to INDUSTRIAL SUPPLIES, 102 Parswood Rd., Withington, Manchester 20, Dept. PE.

COMPREHENSIVE TV REPAIR INSTRUCTIONS for your set £4.50 with circuit (if requested). Free catalogue unique T.V./other publications AUSE (PE) 76, Church Street, Larkhall, Lanarkshire ML9 1HE.

TELEVISION TRAINING

18 MONTHS full-time course for beginners to include all the undermentioned subjects. Short courses, combining one or more subjects, for applicants with suitable education and electronics background such as C & G, HND, BSc etc.

- 13 WEEKS TECHNICAL MATHEMATICS & ENGLISH
- 13 WEEKS ELECTRONICS & RADIO
- 13 WEEKS MONOCHROME TELEVISION
- 13 WEEKS COLOUR TELEVISION
- 13 WEEKS VIDEO CASSETTE RECORDING & CCTV

The training incorporates a high percentage of practical work.

Next session starts on Jan 8th.

(Also available 2½ year course in Marine Electronics & Radar for employment as ships Radio Officer)

Prospectus from:

LONDON ELECTRONICS COLLEGE

Dept. PE1, 20 Penywern Road, London SW5 9SU. Tel. 01-373 8721

COLOUR TV SERVICING

Learn the techniques of servicing Colour TV sets through new homestudy course approved by leading manufacturers. Covers principles, practice and alignment with numerous illustrations and diagrams. Other courses for radio and audio servicing. Full details from:

ICS SCHOOL OF ELECTRONICS
Dept. C 272 Intertext House, London SW8 4UJ
Tel. 01-622 9911 (all hours)
State if under 18

TECHNICAL TRAINING

Get the training you need to move up into a higher paid job. Take the first step now—write or phone ICS for details of ICS specialist homestudy courses on Radio, TV, Audio Eng. and Servicing, Electronics, Computers: also self-build radio kits. Full details from:

ICS SCHOOL OF ELECTRONICS
Dept. C 272 Intertext House, London SW8 4UJ
Tel. 01-622 9911 (all hours)
State if under 18

CITY & GUILDS EXAMS

Study for success with ICS. An ICS homestudy course will ensure that you pass your C. & G. exams. Special courses for: Telecoms. Technicians, Electrical Installations, Radio, TV & Electronics Technicians, Radio Amateurs. Full details from:

ICS SCHOOL OF ELECTRONICS
Dept. C 272 Intertext House, London SW8 4UJ
Tel. 01-622 9911 (all hours)
State if under 18

LADDERS

LADDERS Varnished 25ft. extd. £35.70. Carr. £2.80 Leaflet. Callers welcome. Open Sat. Ladder Centre (PEE5), Halesfield (1) Telford 586644.

Computer Technicians

Saudi Arabia £16,350 tax free per two year contract

Throughout its contract operations in Saudi Arabia, Lockheed Aircraft International makes extensive use of computers and operates a wide range of DP equipment.

Additional Technicians are now required at various locations to maintain, calibrate, test and repair computers and associated peripheral equipment including A to D and D to A devices, maps generators, alphanumeric generators, radar displays and other equipment at all maintenance levels.

A good level of technical education is essential. Knowledge of DTL techniques and/or some field or laboratory maintenance experience of Myriad I, II is preferred. These are two year contracts which provide an annual salary of £5,975 plus:

- * Cost of living allowance approx. £200 p.a. paid monthly.
- * A bonus payment of £500 paid every six months culminating in an end of contract bonus of £2,500 totalling £4,000.
- * Three paid leave periods with three free flights home to the U.K. annually.
- * Free bachelor accommodation, food and laundry.
- * Free medical care and life insurance.

There are excellent prospects of employment beyond the initial two year contract period.

Write with brief details quoting Ref. 804 to IAL, Aeradio House, Hayes Road, Southall, Middlesex.
Telephone: 01-574 5000.



NORTHERN JOINT POLICE COMMITTEE

RADIO TECHNICIANS

Salary Scale: Grade 'D' £3933 to £4461 per annum plus £312 supplement
Grade 'C' £3420 to £3834 per annum plus £312 supplement

Applications are invited from suitably qualified persons, who are at least twenty-one years of age and in good physical health, for two posts of Radio Technician based at Police Headquarters, Perth Road, Inverness. A clean current driving licence is essential.

Job Specification and Application Form can be obtained from the Personnel Officer, Police Headquarters, Perth Road, Inverness, and should be returned to the above Department not later than three weeks from the date of this advertisement.

RECORD ACCESSORIES

STYLI for Hi-Fi. Music Centres. I11. List free for s.a.e. Also cartridges, leads, accessories details. Felstead Electronics (PE) Longley Lane, Gatley, Cheshire. SK8 4EE.


TAPE EXCHANGES

RECORDER OWNERS (cassette/reel) can now speak to the world! All ages... every interest. Send stamp: WORLD-WIDE TAPETALK, 35 The Gardens, Harrow.

MISCELLANEOUS

SUPERB INSTRUMENT CASES BY BAZELLI. Manufactured from P.V.C. faced steel. Hundreds of people and industrial users are choosing the cases they require from our vast range. Competitive prices start at a low 90p, chassis punching facilities at very competitive prices, 400 models to choose from, free literature (stamp would be appreciated). BAZELLI, Dept: No. 23, St. Wilfred's, Foundry Lane, Halton, Lancashire. LA2 6LT.

MINI ACCUMULATORS



2 volt MULTI-USE Sealed Lead Acid Rechargeable Cells.
Size GA2 - 1.7" x 1.3" x 0.5" 3 for £5.25.
Free GA2 Torch Value £2.50 with every order over £10.00 Suits FI-Cord
Add 25p P. & P. Any qty.

GARFIELDS, 78 Southwark Bridge Road, London SE1 0AS.

MISCELLANEOUS

RESISTORS ¼W 5% 2R2-2M2 (E12).

10 each or more of each value 90p/100. 100 assorted, our mixture 75p/100. C60 cassettes in library cases 30p each. Miniature relays 17 x 30 x 28mm 6000coil 4 sets change over contacts 50p each.

Prices include V.A.T. Add 10% postage.

SALOP ELECTRONICS, 23 Wyle Cop, Shrewsbury.

CLEARING LABORATORY. Scopes, recorders, testmeters, bridges, audio, R.F. generators, turntables, tapeheads, stabilised P.S.U.s, sweep generators, test equipment, etc. Lower Beeding 2/36.

NO LICENCE EXAMS NEEDED

To operate this miniature, solid-state Transmitter-Receiver Kit. Only £9.75 plus 25p P. & P.

'Brain-Freeze' 'em with a MINI-STROBE Kit, pocket-sized 'lightning flashes', vari-speed, for discos and parties. A mere £4.30 plus 20p P. & P. Experiment with a psychedelic DREAM LAB, or pick up faint speech/sounds with the BIG EAR sound-catcher; ready-made multi-function modules. £5 each plus 20p P. & P.

LOTS MORE! Send 20p for lists. Prices include VAT. (Mail order U.K. only).

BOFFIN PROJECTS

4 Cunliffe Road, Stoneleigh Ewell, Surrey (P.E.)

FIFTEEN CMOS PROJECTS - Electronic Maze: 70 m.p.h. Alarm, etc. FIFTEEN detailed circuits PLUS 14-pin socket, kits VOUCHERS, - all just £1 from DAVID IAN DESIGNS, 47 Hampton Court Parade, East Molesey, Surrey.

CARBON FILM RESISTORS

Pre-bent resistors in packs of mixed values. 100x.125w x5%. 10% over 1mΩ £0.80p. 100x.500w x5%. 10% over 1mΩ £1.20p.

Cheques and P.O.'s should be made payable to Pentagon Electronics and include 20p p&p.

Pentagon Electronics,

1st Floor, The Parade, Frimley Surrey.

BUILD THE TREASURE TRACER

MK III Metal Locator



- Variable tuning
- Britain's best selling metal locator kit
- Fitted with Faraday shield
- Speaker and earphone operation
- 4 000 already sold
- Prebuilt search coil assembly
- Five transistor circuit
- Thoroughly professional finish
- You only need soldering iron, screw-driver, pliers and snips
- As seen on BBC-1 and BBC-2 TV

Send stamped addressed envelope for leaflet

Complete Kit	£15.95	Built and tested	£20.95
Post £1.20 - £1.37 VAT		Post £1.20 - £1.77 VAT	
MINIKITS ELECTRONICS		6g CLEVELAND ROAD	
LONDON E18 2AN (Mail Order Only)			

ELECTRONIC SIREN MODULE 12V. 4 WATTS INTO 16 speaker £1.99. P.C.B. + circuit 90p. P.C.B.'s and fascia panels by return from your artwork 15p square inch. H.T.E. 50 Milnefield Avenue. Elgin. Morayshire. Scotland.

SINTEL FOR BOOKS, CMOS AND COMPONENTS

6800 Booklet 1.80, MOT CMOS Databk 3.50, 6800 Appl Man 12.95, 6800 Prog Man 5.35, SC/MP Introkit Man 0.75 NS TTL Databk 2.10, RCA CMOS Databk 5.45, 8085 User's Man 5.15, Z80 Ass Long Prog Man 7.50, Z80 CPU Man 5.60, Z80 CTC Spec 0.80, Z80 PIO Man 3.30. Also a full range of CMOS - send for free catalogue MPU's: MEK6800D2 205.20, MC6820 7.50, Z80 18.14, Z80A 24.19, Z80CTC 10.96, Z80PIO 10.96, Memories: 2102-A 2.00, 2112A-4 3.13, Displays: Type FND500 C.C 1.40, Type TL327 CA 1.40, SLT01 5.29, Crystals: 32.768KHz 3.19, Clock ICs: AY51202 3.35, AY51224 3.73, MK50253 5.83, Soldercon Pins: 100 0.54, 1000 4.32, 3000 11.34. Free catalogue by return. All items CWO. Prices inclusive of VAT. Add 35p p&p. SINTEL, P.O. Box 758, Chapel Street, Oxford. Tel. 10865149791.

GOT YOURS YET?

MSF 60KHZ TIME RECEIVER £13.70 or with sequential YEAR, MONTH, DATE, DAY, HOURS, MINUTES, SECONDS display parts (no case or pcb) £24.40.

NO RADIO 47 200 KHz to Medium Wave Converter, ideal for FRG-7 etc, only £9.70.

PROGRAM YOUR OWN tunes on a MUSICAL DOORBELL, new tune each day, just needs bell transformer and speaker, £19.50.

Giro 21-923-4000. Each easy-assembly kit includes all parts, printed circuit, case, postage etc, money back insurance so SEND off NOW.

CAMBRIDGE KITS

45 (FN) Old School Lane, Milton, Cambridge.

W.K.F. ELECTRONICS

(R.P.C.B.S. Ltd.)

THE CIRCUIT BOARD SPECIALISTS
UNIVERSAL SUPPLIERS

Contractors for: P.C.B. Production, Contract Drilling, Electroplating, Laminate Cutting.

Services for Master Artwork Preparation, Process Photography, Circuit Diagrams, Layouts & Legends. Consultants for: Instrument Engineering, Automatic Control & Applications.

Do It Yourself Won't Do: Today's assemblies demand close tolerances.

Goodbye to the Long Wait: 3 to 7 Day Prototype P.C.B. Production Service.

Quotations By Return. Guaranteed Quality on every process.

Short or Long Term Production now acceptable from 1 to 10,000 units.

We Universally Distribute: Laminate, Carbide, Drill Bits & Routers, Process Chemicals (any), Pre-sensitised Laminate, Drilling Machines (Manual, Multi-spindle, N.C./C.N.C. Control), Graphic Art Draughting materials & aids.

We Manufacture to Specification: Quality Circuit Boards (Single or Double Sided with any finish). Due to expansion we now have space available for prototype or long term production.

For quotations: Submit Copy Masters, Roughs, Circuit or Sample units for costing.

To: W.K.F. ELECTRONICS
FLEET HOUSE, WELBECK STREET
WHITWELL, WORKSOP, NOTTS.
TEL WORKSOP (0909) 720695
TELEX 547616
Telephone Quotations - Ask for pricing

NOTICE TO OTHER MANUFACTURERS

IS YOUR DRILLING/ROUTING DEPARTMENT A BOTTLENECK?
IF SO TRY OUR SERVICE FOR DRILLING AND ROUTING.

THE RATES ARE VERY REASONABLE AND THE FAST SERVICE WILL ENSURE THAT YOUR CUSTOMERS' DELIVERIES ARE MET.

NICKEL CADMIUM BATTERIES

Rechargeable and suitable for 'fast charge' HP7 (AA) £11.13, SUB C £1.47, HP 11 (C) £2.15, HP 2 (D) £3.27, PP3 £4.09, PP3 not suitable for fast charge, PP3 charger £5.81. All above Nickel Cadmium batteries are guaranteed 'EVER READY' full spec, and are supplied complete with solder tags (except PP3). Just in stock - New rechargeable sealed lead acid maintenance free batteries suitable for burglar alarms etc., 1.2 amp hr 6v. £4.40 2.6 amp hr. 6v £5.65.

Quantity prices available on request. Date and charging circuits free on request with orders over £10 otherwise 30p post and handling (specify battery type), all prices include VAT. Please add 10% P & P on orders under £10. 5% over £10.

Cheques, postal orders, mail order to: **SOLID STATE SECURITY DEPT PE, 10, Bradshaw Lane, Parbold, Wigan, Lancs. 02575-4726.**

I. C. EXPERIMENTAL/EDUCATIONAL KITS

This popular series of Kits on Digital Logic techniques has now been further improved to include additional components, resulting in greater constructional flexibility and educational capacity. Each Kit contains selected I.C.'s, Holders, Veroboard, L.E.D.'s and Instructions. Available at £5.00 each (inc. p. & p.).

- Kit One - Gates
- Kit Two - Flip-Flops
- Kit Three - Shift Registers
- Kit Four - Counters
- Kit Five - Displays

S.A.E. for further details to:

AUTOMATED HOMES
69 High Street, Ryton, Coventry CV8 3FJ
(mail order only)

PRACTICAL ELECTRONICS P.C.B.'s

in glass fibre tinned and drilled

Dec. 77 Car Burglar Alarm 1412 1.88p.
May 78 Moving Light Display £2.96.
May 78 Chorus Generator £2.55.
July 78 Dimwit £1.78. Aug 78 Touch Switch 85p.
Aug 78 Digital Thermometer, two boards £1.68.
Oct. 78 High Performance Power Supply £2.38.
Oct. 78 Analogue Computer:
Oversford £3.31, Relay £2.41. Main £6.85.
Nov 78 Auto Light £1.24.
For full list and current boards please send S.A.E. P.C.B.'s also produced from customer's own master - please send for quote. C.W.O. Please.

METAL DETECTOR. INDUCTION BALANCE £29.50.
Please send S.A.E. for descriptive leaflet.

PROTO DESIGN

14 Downham Road, Ramsden Heath, Billericay, Essex CM11 1PU

CABINET FITTINGS

FOR

Stage Loudspeakers and Amplifier Cabs
Fretcloths, Coverings, Strap & Recess Handles, Feet, Castors, Jacks & Sockets, Conns, Bulgin 8 ways, Reverb Trays, Locks & Hinges, Corners, Trim, Speaker Bolts etc.
Send 2 x 9p Stamps for samples and illustrated catalogue.

ADAM HALL (P.E. SUPPLIES)

Unit 3, Carlton Court, Grainger Road
Southend-on-Sea, Essex.

TRANSISTORISED IGNITION KIT

£4.86 incl. corr & VAT

Complete pack of parts with p.c.b. to build our transistorised ignition system based on Darlington Power Transistors specially developed for auto ignition.

Send S.A.E. for FREE CIRCUIT diagram.

All components with p.c.b. (less case) £4.86.

SOLEC PRODUCTS,

68 Dale Street, Manchester, M1 2HS.

Readily available Hardware and Accessories for Home Constructors, Dev. Engineers, Modelmakers. Selected range of quality components. Drawing materials for p.c. boards, Reliable resist coated epoxy glass laminate, no unusual chemicals. Printed circuit boards, top quality to personal designs, prompt service. Photography for p.c.b. Solid tungsten carbide drills.

All immediately available.
Catalogue 15p stamps please to:

RAMAR CONSTRUCTOR SERVICES,

Masons Rd. Stratford on Avon
Warwks. CV37 9NF 0789-4879

GOOD PRICES for recent Electronics/Computing/Radio Books and magazines. Projects, Theory etc. Details to: HART, 41 Luton Place, Edinburgh.

DEAD or ALIVE

OR JUST MIXED UP?

5-FUNCTION
13 AMP
SOCKET
TESTER



SAFELY SHOWS YOU!
Safety fast! Shows: 1, If all wires correct. 2, Live wire faulty. 3, Live and Neutral wires reversed. 4, Earth faulty. 5, Neutral faulty. Shows exact fault instantly. British made. £3.95 post free. Save time. Be sure. Be safe.

PERSONAL SAFETY CO.,
Dept. PE2, P.O. BOX 1,
15 Tremarfon, LLANRWST,
GWYNEDD, NORTH WALES

MAKE YOUR OWN PRINTED CIRCUITS

Etch Resist Transfers - Starter pack (5 sheets, lines, pads, I.C. pads) £1.40. Large range of single sheets in stock at 29p per sheet.
 Ferric Chloride - 1lb bags 80p (P&P 50p)*
 Master Positive Transparencies from P.C. layouts in magazines by simple photographic process. Full instructions supplied. 2 sheets (20 x 25cm) negative paper and 2 sheets (18 x 24cm) positive film £1.20.
 S.A.E. lists and information. P&P 25p/order except*

P.K.G. ELECTRONICS
 OAK LODGE, TANSLEY, DERBYSHIRE



RADIO CONTROL SPECIALISTS

Kits for multi channel systems. Special parts and accessories.

S.A.E. FOR LEAFLETS
 Tel: 0602 395418

MICRON R/C, Hayworth Road, Sandiacre, Nottingham.

THE SCIENTIFIC WIRE COMPANY

PO Box 30, London E 4
 Reg. Office 22 Coningsby Gdns

ENAMELLED COPPER WIRE

SWG	1 lb	8 oz	4 oz	2 oz
10 to 19	2.85	1.45	.75	.50
20 to 29	2.85	1.65	.90	.70
30 to 34	3.05	1.75	1.00	.75
35 to 40	3.40	1.95	1.15	.84
41 to 43	4.55	2.55	1.95	1.30
44 to 46	5.05	3.05	2.15	1.70
47	8.00	5.00	3.00	1.80
48	15.00	9.00	6.00	3.30

SILVER PLATED COPPER WIRE

	4.50	2.25	1.44	.90
14 & 16	4.50	2.25	1.44	.90
20 & 22	5.00	2.85	1.74	1.06
24 & 26	5.70	3.31	2.00	1.22
28 & 30	6.67	3.86	2.35	1.44

Prices include P & P and VAT
 SAE brings list of copper & resistance wires
 Dealer Enquiries Invited.

AERIAL BOOSTERS. Improve weak VHF Radio and Television reception. price £5. S.A.E. for Leaflets. Electronic Mailorder Ltd., Ramsbottom, Bury, Lancashire. BL0 9AG.

100 WATT GUITAR/PA/MUSIC AMPLIFIER

With superb treble, bass. Overdrive, slimline, 12 months guarantee. Unbeatable offer at £39. Also twin channel with separate treble/bass per channel £48. Money returned if not absolutely delighted within 7 days. Also fuzz boxes great sound robust construction £6.60. Also 100 watt 12 in. speakers £22.50.

All inclusive of P.P. Send cheque or P.O. to:

WILLIAMSON AMPLIFICATION
 62, THORNCLEAVE AVENUE, DUKINFIELD, CHESHIRE. TEL: 061-344 5007

VIDEO MUSIC



Videograph II links to the aerial socket of your tv and provides a full colour GIANT oscilloscope display. A must for hi-fi, home entertainment, discos, organs etc.

New - signal invert control, integral square wave generator. Plus - full details for testing your audio system for transient distortion, crosstalk etc.

Complete Kit only **£19.95** Luxury cabinet and controls. **£9.95**

INC. POST, PACKING, VAT. READY BUILT VIDEOGRAPH £59.95

WILLIAM STUART
 Dower House, Billericay Road, Herongate, Brentwood, Essex CM13 3SD.
 Telephone: Brentwood (0277) 810244

NOTICE TO READERS

Whilst prices of goods shown in classified advertisements are correct at the time of closing for press, readers are advised to check with the advertiser both prices and availability of goods before ordering from non-current issues of the magazine

TRANSFORMERS

ALL EX-STOCK—SAME DAY DESPATCH. VAT 8%

12 OR 24 VOLT OR 12-0-12V PRIMARY 220-240 VOLTS

Ref	12V	24V	£	P & P
111	0.5	0.25	2.20	0.45
213	1.0	0.5	2.64	0.78
71	2	1	3.51	0.78
18	4	2	4.03	0.96
70	6	3	5.35	0.96
108	8	4	7.42	1.14
72	10	5	8.12	1.14
116	12	6	8.99	1.32
117	16	8	10.72	1.32
115	20	10	13.98	2.08
187	30	15	17.05	2.08
226	60	30	36.14	0A

30 VOLT RANGE

Prim 220/240V Sec 0-12-15-20-24-30V. Voltages available 3, 4, 5, 6, 8, 9, 10, 12, 15, 18, 20, 24, 30V or 12V-0-12V, 15V-0-15V.

Ref	12V	15V	£	P & P
112	0.5		2.64	0.78
79	1.0		3.57	0.96
3	2		5.77	0.96
20	3		6.20	1.14
40	4		7.99	1.14
21	4		9.87	1.32
51	5		9.87	1.32
117	6		11.17	1.45
88	8		14.95	1.64
89	10		17.25	1.84

60 VOLT RANGE

Prim 220/240V Sec 0-24-30-40-48-60V. Voltages available 6, 8, 10, 12, 16, 18, 20, 24, 30, 36, 40, 48, 60V or 24V-0-24V, or 30V-0-30V.

Ref	12V	15V	£	P & P
124	0.5		3.88	0.96
126	1.0		5.91	0.96
127	2		7.60	1.14
125	3		11.00	1.32
123	4		12.52	1.84
40	5		15.84	1.64
120	6		18.06	1.84
121	8		25.56	0A
122	10		29.55	0A
189	12		34.06	0A

AUTO TRANSFORMERS

Ref	VA (Watts)	£	P & P
113	15 0-115-210-240	2.48	0.71
64	75 0-115-210-240	4.01	0.96
4	150 0-115-220-240	5.35	0.96
67	500 0-115-220-240	10.99	1.84
84	1000 0-115-220-240	18.78	2.08
93	1500 0-115-220-240	23.36	0A
95	2000 0-115-220-240	34.82	0A
73	3000 0-115-220-240	59.21	0A
805	4000 0-115-220-240	76.86	0A
575	5000 0-115-220-240	89.50	0A

CASED AUTO TRANSFORMERS

240V cable in & 115V USA 2 pin outlet

VA	£	P & P	Ref
15	4.96	0.96	113W
75	7.73	1.14	64W
150	10.01	1.14	4W
250	9.92	1.45	65W
500	10.49	1.45	69W
500	18.17	1.64	67W
750	23.41	1.76	83W
1000	27.88	0A	84W
1500	26.02	0A	93W
2000	49.97	0A	95W

50 VOLT RANGE

Prim 220/240V Sec 0-20-25-33-40-50V. Voltages available 5, 7, 8, 10, 13, 15, 17, 20, 33, 40 or 20V-0-20V, 25V-0-25V.

Ref	12V	15V	£	P & P
103	0.5		3.41	0.78
103	1.0		4.57	0.96
104	2		7.16	1.14
105	3		8.56	1.32
106	4		11.41	1.50
107	5		15.06	1.64
118	8		20.28	2.08
119	10		24.98	0A

MAINS ISOLATING (SCREENED)

PRIM 120/240V SEC 120/240V CT TAPPED

Ref	VA (Watts)	£	P & P
07*	20	4.40	0.79
149	60	6.70	0.96
150	100	7.61	1.14
151	200	11.16	1.50
152	250	13.28	1.84
153	350	18.43	1.84
154	500	20.47	2-15
155	750	29.06	0A
156	1000	37.20	0A
157	1500	51.38	0A
158	2000	61.81	0A
159	3000	86.66	0A

*Please specify 115 or 240V required

HIGH VOLTAGE ISOLATORS

Prim 200/220V or 400/440V Sec 110/120V CT or 200/240 CT

VA	Ref	£	P & P
60	243	6.70	1-32
350	247	16.43	1-84
1000	250	37.10	0A
2000	252	61.81	0A

SCREENED MINIATURES

Ref	mA	Volts	£	P & P
238	200	3-0-3	2.57	0.55
212	1A, 1A	0-6, 0-6	2.85	0.78
13	100	0-9-0	2.14	0.38
235	330, 330	0-9, 0-9	1.99	0.38
207	500, 500	0-8-9, 0-8-9	2.77	0.71
208	1A, 1A	0-9-9, 0-9-9	3.53	0.78
236	200, 200	0-15, 0-15	1.99	0.38
214	300, 300	0-20, 0-20	2.80	0.78
221	700 (DC)	20-12-0-12-20	3.41	0.78
206	1A, 1A	0-15-20-0-15-20	4.63	0.96
203	500, 500	0-15-27-0-15-27	3.99	0.96
204	1A, 1A	0-15-27-0-15-27	6.04	0.96
239	50	12-0-12	2.87	0.38

MINI-MULTIMETER

DC-1000V AC-1000V DC-100mA Res-150kΩ 1000Ω/V Bargain £6.14 P & P 62p VAT 8%

20,000 ohm/V Multimeter, mirror scale. Ranges AC/DC to 1000V. DC currents to 250mA. Resistance to 3 Megs. 5" x 3 1/2" x 1 1/2" £14.36 P&P £1.05 VAT 8%.

TEST METERS

U4315 Budget Meter 20KΩV DC 2KV/AC 1000V AC/DC 2-5A AC/DC 500K res. in robust steel case and leads £15.85.	TT169 in-circuit transistor tester £34.75
AV073 £45.20	DA116 digital Megger BM7 £102.00
EM272 £53.70	Battery. £45.15
MM5 £28.66	Wee Megger £66.90

P&P £1-15 VAT 8%. Full range of AVO's, Megger's and Cases.

ISOLATOR - Special Price

0-200-220-240V, 0-240V Centre Tap, 250VA Ref. 62 £5-20 P & P 96p

ELECTROSIL Metal oxide low noise resistors.

Home electronics teacher. Start simply and progress to a TRF radio or electronic organ. No soldering, all parts included in presentation box. £8.29 + VAT + 96p P&P.

ELECTRONIC CONSTRUCTION KIT

1 1/2" x 1 1/2" PANEL METERS 3 1/2" x 3 1/2"

0-50µA	5.50	0-50µA	6.70
0-500µA	5.50	0-500µA	6.70
0-1mA	5.50	0-1mA	8.40
0-30V	5.50	0-30V	8.40

VU Ind Panel 90mm 250µA £3-36
 VU Indicator Edge 54mm x 14mm 250µA £2-60

Cassette Tapes Low Noise

C60 30p P & P. 15p
 C90 42p P & P. 15p VAT 8%.

Prices correct 17.8.78. Please add VAT after P & P.

COMPONENT PACKS

65 High Quality Metal Oxide 10W Resistors. 5% ±w Resistors. 150 Mixed Value Capacitors 10 Read Switch. 50 Wire Wound Resistors, mixed. 25 assorted Presets. 50 Wire Wound Resistors, mixed. washers, insulators. All 70p each + 12 1/2% P & P 40p.

TMK 500
 30K/V Mirror Scale Meter AC 0-2.5-10-25-100-250-500-1000V DC 0-25-1-2.5-10-25-100-250-1000V Resistance 0-6K-60K-6M-60M auto o/load protection £23.30 P & P £1.05 VAT 8%.

NEW RANGE TRANSFORMERS

PR1 0-120-0-100-120 (120V or 220-240V). Sec. 0-36-48 twice. To give 36-0-36 48-0-48 72V or 92V. 3A £14.70 P & P £1.48 4A £18.77 P & P £1.84 5A £26.64 P & P £2.15

PLUG IN SAVE BATTERIES
 MVA 30 - fits into 13A Skt. 6, 7, 5, 9V 300mA multiplex outlet £4.00. MVA 36 - 13A Skt. 3, 4, 5, 6V @ 100mA multiplex outlet £4.25. P12 6, 9, 12V, DC 1 AMP £13.80 P & P 55p. VAT 12 1/2%.

S-DECS

Solderless bread boarding

S Dec 70 contacts	£3-10
T Dec 208 contacts	£4.35
U Dec "A" for I.C.s etc	£4-50
U Dec "B" for I.C.s etc	£6-99

VAT 8% P & P 40p

ANTEX SOLDERING IRONS

15W £3-75 Stand £1-52
 25W £3-95 + 12 1/2% VAT
 P & P 46p VAT 8%.

BRIDGE RECTIFIERS

200V	2A	£0.45
400V	4A	£0.85
400V with heat sink	6A	£1.40
*500V PM 7A6	12A	£2.85

VAT 12 1/2%. P & P 15p. VAT 8%.

AMPLIFIER MODULES


10W (AL30) £3.75
 25W (AL60) £4-67
 35W (AL80) £7-15
 125W (AL250) £17-25
 Power Supply PS12 £1-30
 Power Supply SPM80 £4-25
 Pre-amp PA12 £6-70
 PA100 £13-88
 VAT 12 1/2% P & P 35p

ABS Plastic Boxes

inset brass nuts, slots to take PC cards, flush fitting lid.

PB1 80mm x 62 x 40	56p
PB2 100mm x 75 x 40	63p
PB3 120mm x 100 x 45	70p
PB4 215mm x 130 x 85* (40p P &	

SUPERSOUND 13 HI-FI MONO AMPLIFIER



A superb solid state audio amplifier. Brand new components throughout. 5 silicon transistors plus 2 power output transistors in push-pull. Full wave rectification. Output approx. 13 watts r.m.s. into 8 ohms. Frequency response 12Hz - 30kHz \pm 3db. Fully integrated pre-amplifier stage with separate Volume. Bass boost and Treble cut controls. Suitable for 8-15 ohm speakers. Input for ceramic or crystal cartridge. Sensitivity approx. 40mV for full output. Supplied ready built and tested, with knobs, escutcheon panel, input and output plugs. Overall size 3in high \times 8in wide \times 7in deep. AC 200/250V.

PRICE £15.00 P. & P. £1.20.

HARVERSONIC MODEL P.A. TWO ZERO

An advanced solid state general purpose mono amplifier suitable for Public Address system, Disco, Guitars, Gram., etc. Features 3 individually controlled inputs (each input has a separate 2 stage pre-amp.). Input 1, 15mV into 47k. Input 2, 15mV into 47k (suitable for use with mic. or guitar etc.). Input 3, 200mV into 1 meg. suitable for gram, tuner, or tape etc. Full mixing facilities with full range bass & treble controls. All inputs plug into standard jack sockets on front panel. Output socket on rear of chassis for an 8 ohm or 16 ohm speaker. Output in excess of 20 watts R.M.S. Very attractively finished purpose built cabinet made from black vinyl covered steel, with a brushed anodised aluminium front escutcheon. For ac mains operation 200/240 volts. Size approx. 12in. wide \times 5in high \times 7in deep. Special introductory price £28.00 + £2.50 carriage and packing.



"POLY PLANAR" WAFER-TYPE, WIDE RANGE ELECTRO-DYNAMIC SPEAKER

Size 11in \times 14in \times 1in deep. Weight 19oz. Power handling 20W R.M.S. (40W peak). Impedance 8 ohm only. Response 40Hz-20KHz. Can be mounted on ceilings, walls, doors, under tables, etc. and used with or without baffles. Send S.A.E. for full details. Only £8.40 each + P. & P. (one 90p, two £1.10). Now available in either 8in round version or 4 \times 8in rectangular. 10 watts R.M.S. 60Hz-20KHz £5.25 + P. & P. (one 65p, two 75p.).

MAINS OPERATED SOLID STATE AM/FM STEREO TUNER



200/240V Mains operated Solid State F.M. A.M. Stereo Tuner. Covering M.W. A.M. 540-1605KHz V.H.F. F.M. 88-108MHz. Built-in Ferrite rod aerial for M.W. Full AFC and AGC on A.M. and F.M. Stereo Beacon Lamp Indicator. Built in Pre-amps with variable output voltage adjustable by pre-set R.M.S. into 20K. Simulated Teak finish cabinet. Will match almost any amplifier. Size 8in wide \times 4in high \times 9in deep approx.

Limited number only at £28.00 + £1.50 P. & P.

10/14 WATT HI-FI AMPLIFIER KIT

A stylishly finished monaural amplifier with an output of 14 watts from 2 EL84s in push-pull. Super reproduction of both music and speech, with negligible hum. Separate inputs for mike and gram allow records and announcements to follow each other. Fully shrouded section wound output transformer to match 3-150 speaker and 2 independent volume controls, and separate bass and treble controls are provided giving good lift and cut. Valve line-up: 2 EL84s, ECC83, EF86 and E280 rectifier. Simple instruction booklet 25p + S.A.E. (Free with parts). All parts sold separately. ONLY £14.50 P. & P. £1.40. Also available ready built and tested £19.00 P. & P. £1.40.

STEREO MAGNETIC PRE-AMP Sens. 3mV in for 100mV out. 15 to 35V neg. earth. Equ. \pm 1dB from 20Hz to 20KHz. Input Impedance 47K. Size 1in \times 2in \times 5in H. £2.60 + 20p. P. & P.

Mullard LP1159 RF-IF module 470 kHz £2.25 + P. & P. 20p. Full specification and connection details supplied. P.Ve VHF FM Tuner Head covering 88-108 MHz 10-7 MHz I.F. output. 7-8V + earth. Supplied pre-aligned, with full circuit diagram with precision-gear F.M. gang and 323PF + 323PF A.M. Tuning gang only £3.15 + P. & P. 35p.

SPECIAL OFFER

Slightly shop soiled radios by well-known manufacturer for AC Mains or battery use. MW and FM bands. Dynamic M/coil speakers, telescopic aerial and internal ferrite aerial. Earpiece socket for personal listening. Finished in attractive simulated leatherette. Size 7in \times 9in \times 4in D approx. Fully guaranteed. Bargain price of only £10.00 + £1.30 p&p.

MODEL FL4 Few only similar to above, but battery operation only. Twin speakers, Four wave bands, MW, FM and two VHF bands for reception of aircraft and some public services. ONLY £9.50 + £1.30 p&p.

MODEL MULTI 5 Specification as Model FL4 but with additional SW band. Twin speakers. ONLY £11.00 + £1.30 p&p.

HARVERSONIC SUPERSOUND 10 + 10 STEREO AMPLIFIER KIT

A really first-class Hi-Fi Stereo Amplifier Kit. Uses 14 transistors including Silicon Transistors in the first five stages on each channel resulting in even lower noise level with improved sensitivity. Integral pre-amp with Bass, Treble and two Volume controls. Suitable for use with Ceramic or Crystal cartridges. Very simple to modify to suit magnetic cartridge—instructions included. Output stage for any speakers from 8 to 15 ohms. Compact design, all parts supplied including drilled metalwork, high quality ready drilled printed circuit board with component identification clearly marked, smart brushed anodised aluminium front panel with matching knobs, wire, solder, nuts, bolts—no extras to buy. Simple step by step instructions enable any constructor to build an amplifier to be proud of. Brief specification: Power output: 14 watts R.M.S. per channel into 5 ohms. Frequency response \pm 3dB 12-30,000Hz. Sensitivity: better than 80mV into 1M Ω . Full power bandwidth: \pm 3dB 12-15,000Hz. Bass boost approx. to \pm 12dB. Treble cut approx. to -16dB. Negative feedback 18dB over main amp. Power requirements 35V at 1A.

Overall size 12in wide \times 8in deep \times 2in high. Fully detailed 7 page construction manual and parts list free with kit or send 25p plus large S.A.E. AMPLIFIER KIT £13.50 P. & P. 80p (Magnetic input components 33p extra) POWER PACK KIT £5.50 P. & P. 95p CABINET £5.50 P. & P. 95p SPECIAL OFFER—only £23.75 if all 3 items ordered at one time plus £1.25 P. & P. Full after sales service Also available ready built and tested £31.25 P. & P. £1.50

HARVERSONIC STEREO 44

A solid state stereo amplifier chassis, with an output of 3-4 watts per channel into 8 ohm speakers. Using the latest high technology integrated circuit amplifiers with built in short term thermal overload protection. All components including rectifier smoothing capacitor, fuse, tone control, volume controls, 2 pin din speaker sockets and 5 pin din tape rec./play socket are mounted on the printed circuit panel. Size approx. 9in \times 2in \times 1in max. depth. Supplied brand new and tested, with knobs, brushed anodised aluminium 2 way escutcheon (to allow the amplifier to be mounted horizontally or vertically) at only £9.00 - 50p P. & P. Mains transformer with an output of 17V a.c. at 500mA can be supplied at £1.50 + 40p P. & P. If required. Full connection details supplied.

STEREO DECODER

SIZE 2" \times 3" \times 1" ready built. Pre-aligned and tested for 9-16V neg. earth operation. Can be fitted to almost any FM VHF radio or tuner. Stereo beacon light can be fitted if required. Full details and instructions (inclusive of hints and tips) supplied. £6.00 plus 20p P. & P. Stereo beacon light if required 40p extra.

Open 9.30-5.30 Monday to Friday. 9.30-5 Saturday Closed Wednesday. Prices and specifications correct at time of press. Subject to alteration without notice

HARVERSON SURPLUS CO. LTD.

(Dept. P.E.) 170 MERTON HIGH ST., MERTON, LONDON, S.W.19 Tel: 01-540 3985

A few minutes from South Wimbledon Tube Station

(Please write clearly)

PLEASE NOTE: P. & P. CHARGES QUOTED APPLY TO U.K. ONLY P. & P. ON OVERSEAS ORDERS CHARGED EXTRA.

BAD NEWS FOR KNOB TWIDDERS

A 300W Lightdimmer Kit with NO knob. Dimming and on/off functions are controlled by touch. Features include:

- ★ No mains rewiring.
- ★ Easy to build - uses one MOS IC.
- ★ Switches on to preset brightness.
- ★ Can be switched and dimmed from many locations using TDE/K kit making 2-way switching easy.

★ PRICE TD300K £9.87 TDE/K £1.82


LIGHTING CONTROL KITS (300W) TSD300K TOUCH-SWITCH & DIMMER combined. One touchplate for on/off. Small knob controls brightness. £5.62. TS300K TOUCHSWITCH. Two touchplates, ON/OFF £4.32. TSA300K AUTOMATIC. One touchplate. Preset time delay off. £4.32. LD300K LIGHTDIMMER. £3.02

DIGITAL VOLTMETER/THERMOMETER KIT



Based on the 7106 single IC 3 1/2 digit D.V.M. the Kit contains a PCB, resistors, capacitors, pre-sets, I.C. and 0.5" liquid crystal display. Components are also included to enable the basic D.V.M. kit to be modified to a Digital Thermometer using a single transistor as the sensor. ONLY £23.75

24HR CLOCK/APPLIANCE TIMER KIT



Switches any appliance of up to 1KW on and off at preset times once a day. KIT contains: AY-5-1230 Clock/Appliance Timer IC, 0.5" LED display, mains supply, display drivers, switches, LEDs, triac, complete with PCBs and full instructions. £14.85 White box (58 \times 131 \times 71mm) - drilled £2.70 - undrilled £2.38 Ready built with box £22.95

TRIAC BARGAINS

400V Plastic Case	64p
3A	86p
6.5A with trigger	80p
8A	86p
12A	90p
16A	113p
20A	178p
25A	205p
SCR (C108D) 5A/400V	54p
Diac	23p

COMPONENTS

0.2" L.E.D.s	
Red 13p (£1.08/10)	
Green 23p Yellow 27p	
DL727, 5" display	£1.62
LCD, 5" 4 digit	£9.72
LDR, 5" dia.	45p
NE555 31p (4 for £1.08)	
741 27p (5 for £1.08)	
LM3911 temperature control/thermometer IC	£1.08
AY-5-1224	£3.81
AY-5-1230	£5.23
ZN1034E	£1.94
ICL7106 DVM IC	£8.64
IN4001	7p
IN4148	5p
BC182L	11p
2N3819	25p

MINI MAINS TRANSFORMERS

Standard 240V mains primary 100mA secondary	
6-0-6V	92p
9-0-9V	97p
12-0-12V	102p



4 1/2in \times 3 1/2in METER. 30uA, 50uA or 100uA, £6.40. 19p P. & P.

MICROPHONES FOR TAPE RECORDERS

DM228R 200 ohm with 3-5 and 2-5mm Jack Plugs £1.30
DM229R 50K ohm with 3-5 and 2-5mm Jack Plugs £1.60
DM18D 200 ohm with 5 and 3 pin Din Plugs £1.75
Postage on above microphones 11p



CARDIODE DYNAMIC MICROPHONE

Model UD-130 Frequency response 50-15,000c/s. Impedance Dual 50K and 600 ohms. £8.02. 26p P. & P.

2in \times 2in meters 500uA, £3.65. 16p P. & P.

60 \times 45mm meters 50uA, 100uA, 500uA and 1mA VU meter, £6-16. 11p P. & P.

6V BUZZERS. 50mm diameter 30mm high, 52p. 15p. P. & P.

MULTI-METER

Model IT1-2 20,000 ohm/volt. £12.32. 33p P. & P.



TRANSFORMERS Primary 240V
6-0-6V 100mA £0.75
9-0-9V 75mA £0.75
12-0-12V 50mA £0.85
12-0-12V 100mA £1.05
Post on above transformers 30p.
9-0-9V 1A £1.80
12-0-12V 1A £2.15
15-0-15V 1A £2.36
30-0-30V 1A £3.10
6-3V 1 1/2A £1.80
6-0-6V 1 1/2A £2.20
Post on above transformers 45p.

All above prices include V.A.T. Send 40p for new fully illustrated catalogue, S.A.E. with all enquiries. Special prices for quantity quoted on request.

M. DZIUBAS

158 Bradshawgate · Bolton · Lancs. BL2 1BA

FIRST GRADE DEVICES by MAJOR MANUFACTURERS

★ **Special Xmas Offer** OF POPULAR ITEMS SELECTED FOR REGULAR REQUIREMENTS ★

TTLs		CMOS		STAR OFFER		VOLTAGE REGULATORS PLASTIC TO-220							
7400	10p	74123	32p	4009	30p	741	8 pin DIL	1Amp	+ve	1 Amp	-ve		
7402	11p	74141	45p	4011	13p	555	8 pin DIL	5V	7805	55p	5V	7905	55p
7404	12p	74151	36p	4013	30p	324	14 pin DIL	12V	7812	55p	12V	7912	55p
7408	13p	74153	36p	4016	28p	3140	8 pin DIL	15V	7815	55p	15V	7915	55p
7410	11p	74154	60p	4017	48p	3080	8 pin DIL	100mA-TO92 (+ve)	5V, 12V, 15V				25p
7413	22p	75157	36p	4024	40p	1458	8 pin DIL	100mA-TO92 (-ve)	5V	15V			50p
7414	36p	74160	45p	4046	85p	LM380N	14 pin DIL	65p	78H05KC	5Amp/5Volts	TO-3		550p
7420	11p	74164	45p	4049	27p								
7430	11p	74190	45p	4510	59p								
7441	45p	74192	45p	4518	58p								
7442	32p	74193	45p	4528	52p								
7447	40p	74196	48p										
7474	22p												
7475	25p												
7486	20p	Full 74, 74LS, CMOS & Memories on offer list											
7490	24p												
7493	24p	2102-2	450 nS	100p									
7496	36p	2102LF	350 nS	110p									
74121	24p	AY-5-1013UART		350p									

We stress the fact that we are totally quality conscious and do not offer sub-standard or rebranded products for sale.

LOW PROFILE SOCKETS

8 Pin	9p	18 Pin	20p	24 Pin	27p
14 Pin	10p	20 Pin	22p	28 Pin	35p
16 Pin	11p	22 Pin	25p	40 Pin	43p

OPTO-DEVICES

LEDs: 0.2" Red	14p	Green	16p	TIL 209	10p
DISPLAYS: FND	357	0.37"	100p	Red C.C.	
	FND 500/507	0.5"	100p	Red C.C./C.A.	
	TIL 321/322	0.5"	110p	Red C.A./C.C.	

Please send SAE for complete special offer lists



QUALITY + LARGE & SERVICE STOCKS

Minimum order £10 exc. VAT.

DISCOUNTS { 10% on orders over £50.
15% on orders over £100.

OFFER CLOSES ON 15th FEBRUARY, 1979

Please add VAT to total
Please add Ins. P & P 54p

ABOVE OFFER VALID ONLY
FOR CHQ/P.O./CASH WITH ORDER

TECHNOMATIC LTD (P E)
17 BURNLEY ROAD,
LONDON NW10.

INDEX TO ADVERTISERS

Ace Mailtronix Ltd.....	74	Garfields.....	83	Phoenix.....	66
Adam Hall (P.E. Supplies).....	84	George, David Sales.....	74	Phonosonics.....	6, 7
Aitken Bros.....	72	Goddards Components.....	70	Progressive Radio.....	2
Alben Engineering.....	2	Greenweld Electronics.....	72	Proto Design.....	84
Astra-Pak.....	72	H L Audio.....	3	Radio Component Specialists.....	73
Aura Sounds.....	8	Harversons.....	86	Ramar Constructor Service.....	84
Automated Homes.....	84	Heathkit Ltd.....	27	R.S.T. Valve Mail Order.....	80
Barrie Electronics.....	85	Home Radio.....	76	Radio & T.V. Components.....	cover iii
Bib Hi-Fi.....	62	I.A.L.....	83	Saxon Entertainments.....	14, 15
Bi-Pak.....	10, 11	I.C.S. Intertext.....	66, 83	Salop Electronics.....	84
Birkett, J.....	4	I.L.P. Electronics.....	71	Science of Cambridge.....	61
Boffin Projects.....	84	Ibek Systems.....	82	Scientific Wire Co.....	85
Brewster S & R.....	12	J.W.B. Radio.....	82	Sentinel Supply.....	12
British National Radio & Electronics School.....	13, 76	K & A Distributors.....	62	Sinclair Radionics Ltd.....	16
Cambridge Kits.....	84	Lektrokit Ltd.....	9	Sintel Ltd.....	84
Cambridge Learning.....	69	London Electronic College.....	83	Solid State Security.....	84
Calscope (Scopex).....	65	Lord, Jeremy.....	28	Solec Products.....	84
Cannon Components.....	70	M.D. Marketing.....	62	Southern Transformers.....	77
Chromasonic.....	8	Maplin Electronic Supplies.....	cover iv	Squire, Roger.....	4
Clef Products.....	80	Marshall A. (London) Ltd.....	79	Starabia Ltd.....	84
Codespeed.....	15	Micro Systems.....	7	Swanley Electronics.....	78
Continental Specialities.....	27	Micron R/C.....	85	Technomatic Ltd.....	87, 88
Crescent Radio Ltd.....	74	Mill Hill Supplies.....	28	Teleplay (Logic Leisure).....	cover ii
Crimson Elektrik.....	76	Minikits Electronics.....	84	Tempus.....	77
Crofton Electronics.....	78	Modern Book Co.....	70	T.K. Electronics.....	86
C.R. Supply Co.....	82	Monolith.....	62	T.U.A.C.....	7
Doram Electronics.....	28	Noble Electronics.....	78	Vero Electronics.....	15
Dzuiibas, M.....	86	Norman Inskip.....	75	Videotime Products.....	2
E.D.A.....	12	Northern Constabulary.....	83	W.K.F. Electronics.....	84
Electronic Brokers.....	8	P.K.G. Electronics.....	85	Watford Electronics.....	5
Electroni-Kit Ltd.....	4	Pentagon Electronics.....	84	West London Direct Supplies.....	77
Electrovalue.....	81	Personal Safety Company.....	84	William Stuart Systems Ltd.....	85, 82
Fladar.....	66			Williamson Amplification.....	85
Furama Electronics.....	82			Wilmslow Audio.....	80

Published approximately on the 15th of each month by IPC Magazines Ltd., Westover House, West Quay Road, Poole, Dorset BH15 1JG. Printed in England by Chapel River Press, Andover, Hants. Sole Agents for Australia and New Zealand—Gordon & Gotch (A/asia) Ltd.; South Africa—Central News Agency Ltd. Subscriptions INLAND and OVERSEAS £10.60 payable to IPC Services, Oakfield House, Perrymount Road, Haywards Heath, Sussex. Practical Electronics is sold subject to the following conditions, namely, that it shall not, without the written consent of the Publishers first given, be lent, resold, hired out or otherwise disposed of by way of Trade at more than the recommended selling price shown on the cover, excluding Hire where the selling price is subject to V.A.T., and that it shall not be lent, resold or hired out or otherwise disposed of in a mutilated condition or in any unauthorised cover by way of Trade, or affixed to or as part of any publication or advertising, literary or pictorial matter whatsoever.

2x15W SPEAKER BARGAIN

Stereo pair 350 kit. System consists of 13" x 8" approx. woofer with rolled surround, 2 1/2" approx. Audax tweeter, crossover components and circuit diagram. Frequency response 20 Hz to 20 KHz. Power handling 15 watts RMS, 20 watts max. 8 ohm impedance.

£14.95 Per stereo pair + £3.40 p&p

★ As above but complete with all woodwork in kit form, finished in simulated teak veneer, with instructions. £28.00 Per stereo pair Size approx 20" x 11" x 9 1/2" + £5.00 p&p.

EASY BUILD RECORD PLAYER KIT



for the D-I-Y man who requires a stereo unit at a budget price, comprising ready assembled stereo amp. module, Garrard auto/manual deck with cueing device, pre-cut and finished cabinet work. Output 4 watts per channel, phones socket and record/replay socket including 2 SPHERICAL HI-FI speakers. £19.95 p&p £4.05

BARGAINS FOR PERSONAL SHOPPERS

PORTABLE STEREO RADIO CASSETTE RECORDER UNREPEATABLE

MW, LW, SW and Stereo VHF. 6 watts output Battery/Mains operation.

£69.95

160 16 VOLT MAINS TRANSFORMER, 2 1/2 amp.

£2.50

BSR Record auto deck on plinth with stereo cartridge ready wired.

£11.95

LED 5 function men's digital watch stainless steel finish

£5.95

LCD 5 function men's digital watch stainless steel finish

£6.95

LCD 8 Function CHRONOGRAPH men's digital watch, stainless steel finish

£13.95

POCKET CALCULATOR. With LED display, memory and percentage key.

£2.95

AM/FM DIGITAL CLOCK RADIO. Accurate 4 Digit Electronic Clock with 1/2" LED display. Buzzer and snooze timer.

£11.95

125 Watt Power Amp Module

£13.95

Mains power supply for above unit.

£3.50

MUSIC CENTRE CABINET with hinged smoke acrylic top, finished in natural teak veneers, size 30" x 14 1/2" x 7 1/2" approx.

£5.95

MULLARD Built power supply

£1.50

DECCA DC 1000 Stereo Cassette P.C.B. complete with switch oscillator coils and tape heads.

£2.95

DECCA 20w Stereo speaker kit comprising 2 8" approx. bass units + 2 3 1/2" approx. tweeter inc. crossovers

£20.00

VIDEOMASTER Super Score TV Game with pistol mains operation

£14.95

PORTABLE RADIO/CASSETTE RECORDER, AM/FM with clock, LW, MW, SW, VHF mains/battery operation.

£41.95

7" TAPE TRANSPORT Mechanism—a selection of models from

£8.95

SANYO Nic/cad. battery, with mains charger equivalent in size and replaces 4 SP11 type batts. Size 3 1/4" x 1 1/4" x 2" approx.

£7.50 p&p £1.50p

AM/FM STEREO TUNER AMPLIFIER CHASSIS COMPLETE

Ready built. Designed in a slim form for compact, modern installation. Rotary Controls Vol On/Off, Bass, Treble, Balance. Push Buttons for Gram, Tape, VHF, MW, LW and 5 button rotary selection switch.

Power Output 5 watts per channel Sine at 2% THD into 15 Ohm 7 watts speech and music.

Tape Sensitivity Playback 400mV/30K OHM for max output Record 200mV/50K output available from 25KHz (150mV/100K) deviation

FM signal Frequency Range (Audio) 50Hz to 17KHz within ±1dB

Radio FM sensitivity for 3dB below limiting better than 10 uV

AM sensitivity for 20dB S/N MW 350 uV/Metre LW 1mV/Metre

Size approx length 16" x height 2 1/2" x depth 4 1/2" p&p £19.95 £2.25

240 Volts AC Complete with Circuit diagram.

Mullard

AUDIO MODULES IN BARGAIN PACKS

CURRENT CATALOGUE

PRICE & AT OVER **25** PER PACK

SEE OUR PRICES

1 PACK 1. 2 x LP1173 10w. RMS output power audio amp modules, + 1 LP1182/2 Stereo pre amp for ceramic and auxiliary input.
OUR PRICE £4.95
p+p £1.00

2 PACK 2. 2 x LP1173 10w. RMS output power audio amp modules + 1 LP1184/2 Stereo pre amp for magnetic, ceramic and auxiliary inputs.
OUR PRICE £7.45
p+p £1.00

3 PACK 3. 1 x LP1179/2 FM Tuning head with AM gang, 1 x LP1165/1 AM/FM IF module, 2 x LP1173/10w. RMS output power audio amp modules + 1 LP1182/2 Stereo pre amp for ceramic and auxiliary input.
OUR PRICE £9.95
p+p £1.00

ACCESSORIES

Suitable power supply parts including mains transformer, rectifier, smoothing and output capacitors
£1.00 p+p

Recommended set of rotary stereo controls comprising BASS, TREBLE, VOLUME and BALANCE
p+p 50p 95p

THIS MONTH'S OFFER

added to our bargain packs
When you buy Pack 3 at £9.95, together with a mains transformer at £1.95 and a set of controls for 95p p & p £2.50 you receive FREE a Mullard LP1400 Decoder to match
Listed at £11.90 **£12.85**



20 x 20 WATT STEREO AMPLIFIER

Viscount IV unit in teak finished cabinet. Silver fascia with aluminium rotary controls/pushbuttons, red mains indicator and stereo jack socket. Functions switch for mic, magnetic and crystal pickups, tone tuner and auxiliary. Rear panel features two mains outlets DIN speaker and input sockets plus fuse 20x20 watts RMS 40x40 watts peak. For use with 8 to 15 ohm speakers.
£29.90 + £2.50 p&p

SPECIAL OFFER FOR PERSONAL SHOPPERS ONLY

FREE 4 dimensional stereo sound adaptor, when purchasing the 20x20 Viscount amplifier.

30x30 WATT AMPLIFIER IN KIT FORM

For the experienced constructor complete in every detail, same facilities as Viscount IV, but with 30x30 output. 60x60 watts peak. For use with 4-15 ohms speakers. £23.00 without cabinet. £29.00 complete with cabinet. p&p £2.50 in each case.

£23.00 + £2.50 (NOTE Cabinet not available separately.) £29.00 + p&p £2.50 complete with cabinet.

SPECIAL OFFER Complete with 30x30 WATT AMPLIFIER IN KIT WITH SPEAKERS

2 Goodman compact 12" bass woofers with cropped size 14,000 Gauss magnet. 30 watt RMS handling + 3 1/4" approx tweeters and crossovers.
£49.00 + p&p £4.00

BUILT AND READY TO PLAY

30x30 Viscount. Available fully built and tested. + p&p £2.50

50 WATT MONO DISCO AMP

£29.95 P&P £2.50

Size approx 13 1/2" x 5 1/4" x 6 3/4"

50 watts rms, 100 watts peak output. Big features include two disc inputs, both for ceramic cartridges, tape input and microphone input. Level mixing controls fitted with integral push-pull switches. Independent bass and treble controls and master volume.

SPECIAL OFFER. The above 50 watt amp plus 4 Goodmans Type 8P 8" speakers. Package price £45.00 + £4.00 P&P

70 & 100 WATT MONO DISCO AMP

£57.00 P&P £4.00

Size approx 14" x 4" x 10 1/2"

Brushed aluminium fascia and rotary controls.

Five vertical slide controls: master volume, tape level, mic level, deck level, PLUS INTER DECK FADER

for perfect graduated change from record deck No. 1 to No. 2, or vice versa. Pre fade level control 140 watt peak

(PFL) lets YOU hear next disc before fading 100 watt peak

it in. VU meter monitors output level p & p £4.00

Output 100 watts RMS 200 watts peak. 100 watt £65

STEREO CASSETTE TAPE DECK ASSEMBLY

Consisting of ready built tape transport system/mechanism, mated to the electronics. Unit is ready built for installing into cabinet of own choice. Features include pause control, solenoid assisted auto-stop, 3 digit tape counter, belt driven balanced fly wheel by DC motor with electronic speed control, twin VU meters. Specification Power Output, more than 0.5v, mic -85dB 10K, DIN -47dB 100K, FL

Track-2 channel stereo record play-back, Tape speed 4.8cm/sec. Frequency response 50 1200 Hz signal to noise ratio 42dB Recording system AC bias Erasing system AC erase Bias freq. 57KHz. Compatible for both normal and chrome dioxide tapes. Size of mechanism only 4 1/2" x 6 1/4" x 11 1/2" approx. included a moulded top-plate as illustrated

13 1/2" x 9 1/2" approx with circuit diagram £25.00 P&P £2.50

Opt. extras Mains transformer to suite £2.50 + £1 p & p



323 EDGWARE ROAD, LONDON W2
21D HIGH STREET, ACTON W3 6NG

ALL PRICES INCLUDE VAT AT 12 1/2%

All items subject to availability. Price correct at 1.12.78 and subject to change without notice.

MAPLIN launch their new Catalogue...

A massive new catalogue from Maplin that's even bigger and better than before. If you ever buy electronic components, this is the one catalogue you must not be without. Over 240 pages - some in full colour - it's a comprehensive guide to electronic components with hundreds of photographs and illustrations and page after page of invaluable data.


We stock just about every useful component you can think of. In fact some 5,000 different lines, many of them hard to get from anywhere else. Over 1000 new lines in our new catalogue. And with the service only Maplin provides, you won't regret sending for a copy of our fantastic catalogue. Orders paid before publication date will receive a set of 10 special offer coupons. Big Discounts on popular lines.

MAPLIN

ELECTRONIC SUPPLIES

P.O. Box 3, Rayleigh, Essex SS6 8LR
Telephone: Southend (0702) 715155.
Shop: 284 London Road, Westcliffe-on-Sea, Essex.
(Closed on Monday).
Telephone: Southend (0702) 715157.

Several complete new projects for you to build with full construction details in the catalogue including:
A superb 40W per channel hi-fi stereo amplifier with lots of extra features found only on the most expensive ready-made equipment.
A hi-fi stereo tuner with FM medium and long wave and UHF TV sound.
Superb specification including home burglar alarm system
A complete ultrasonic detectors
A model railway train controller with inertia control for accelerating and braking.



Post this coupon now for your copy of our 1979-80 catalogue price 75p.

Please send me a copy of your 280 page catalogue as soon as it is published (8th Jan. 1979). I enclose 75p but understand that if I am not completely satisfied I may return the catalogue to you within 14 days and have my 75p refunded immediately. If you live outside U.K. send £1 or ten International Coupons.

NAME _____

ADDRESS _____
