

# electronics today

ISSN. 0142-7229

INTERNATIONAL

DECEMBER 1981 ONLY 65p


## SAVE YOUR LICENCE!



Drive safely with our DIY Alcohometer

EXCLUSIVE REVIEW-

CASIO'S HAND-HELD COMPUTER



Bodywork Checker-find the filler for under a fiver  
Expand Your Computer Cheaply-See Inside

NEW • INSIDE ROBOTICS TODAY  
news, views and projects  
for home roboticists

..AUDIO... TYPING... MUSIC... RADIO... ROBOTICS..

# Much more than just kits quite simply the best way to make music ...



Powertran have been designing and manufacturing high-quality electronic kits for more than a decade. Thousands have been purchased and assembled by constructors throughout the UK and world-wide. Many of our regular clients have built the entire range — several times! A Powertran kit makes an excellent gift for the electronics enthusiast; and is a gift that, when constructed, may be given again.

Our reputation rests on these unshakable foundations — we use the most imaginative and ingenious designers; we use high grade components subjected to rigid quality control; our kits are complete, even screws and wire are included; we take care with packing and despatch; our instructions are clear and always fully comprehensive . . . . and if that weren't enough we back it up with our money-back guarantee. Powertran care and your skill gives you that something special.

Among the most popular of our kits are the fabulous 'Transcendent' range of synthesisers. Designed by the expert in the field, Tim Orr, and featured in Electronics Today International — those kits represent the zenith in both constructional ingenuity and musical performance. Thanks to our fully illustrated, carefully diagrammed 30 pages plus of constructional notes the 'Transcendent' range is comfortably within the capability of most enthusiasts. A great many 'first time builders' have completed them without difficulty and are justifiably pleased with the results.

**TRANSCENDENT POLYSYNTH** — brilliant design work and high technology components give the home constructor a machine of such versatility and range, equalled only by factory-made units costing thousands of pounds. Despite the advanced electronics the kit is mechanically simple with minimal wiring and ribbon cable connectors. Solid teak cabinet, fully finished metalwork — a 100% complete kit to give totally professional result.



Single voice ★ **CHRISTMAS PRICE** — complete kit £275 (+ VAT)

Four voice ★ **CHRISTMAS PRICE** — complete kit £395 (+ VAT)

Touch the polysynth with the new switching four voice responder — complete kit £249 (+ VAT)

Buy both kits together for an even better bargain!

**TRANSCENDENT DPX** — a versatile 5 octave keyboard. The two audio outputs can be used simultaneously to give harpsichord and pipe/brassy, tenor or reed and string brass both fully polyphonic. To add more excitement there is a chorus generator unit with string or reed effect switching. The DPX is an advanced design — yet easy, and our superb constructional manual, makes it a treat for every enthusiast.

★ **SPECIAL CHRISTMAS PRICE — COMPLETE KIT £295 (+ VAT)**

**TRANSCENDENT 2000** — a 3 octave keyboard yet with all the design ingenuity and thorough engineering that makes a superb and versatile machine. Quality teak cabinet and quality components throughout — complete device to fit 13 amp plug. Buy it — build it — then plug in and play it! A truly professional sound.

★ **SPECIAL CHRISTMAS PRICE — COMPLETE KIT £159 (+ VAT)**

**1024 COMPOSER** — one of our latest designs. The Composer controls the synth with a sequencer of up to 1024 notes or equal selection of storage sequences. Mains powered and with rechargeable battery to preserve programme after switch off.

★ **SPECIAL CHRISTMAS PRICE — COMPLETE KIT £85 (+ VAT)**

. . . write or phone for **NEW 40 page '81/82 catalogue — FREE!**



**PRICE STABILITY:** Order with confidence irrespective of any price changes we will honour all prices in this advertisement until the end of the month following the month of publication of this issue. (Errors and VAT rate changes excluded)

**EXPORT ORDERS:** No VAT. Postage charged at actual cost plus £1 handling and documentation.

**U.K. ORDERS:** Subject to 15% surcharge for VAT. No charge is made for carriage, or at current rate if changed. Cheques, Access, Barclaycard accepted.

**SECURICOR DELIVERY:** For this optional service (U.K. mainland only) add £2.50 (VAT inclusive) per kit. **FREE ON ORDERS OVER £100**

**SALES COUNTER:** If you prefer to collect kit from the factory, call at Sales Counter. Open 9am-12 noon, 1.4.30pm Monday-Thursday.

PORTWAY INDUSTRIAL ESTATE, ANDOVER, HANTS SP10 3NM. (0264) 64455.





Check your reactions p.79



Inside story p.30



TV hi-fi p.37



Expand your computer p.22

# electronics today

DECEMBER 1987 VOL 10 NO 12 INTERNATIONAL

## FEATURES

- DIGEST 6 Read all about it
- ROBOTICS TODAY 17 Meet the Mr Men
- CROSSOVER NETWORKS 30 Filtering through
- CASIO FX-702P 42 Put BASIC in your pocket
- AUDIOPHILE 49 Pickups compared
- WHY CLASS A? 58 The System A philosophy
- ENGINEER'S GUIDE TO BASIC 62 Arrays and structures
- TECH TIPS 73 All your own work
- DESIGNER'S NOTEBOOK 86 One chip — many waveforms

## PROJECTS

- COMPUTER EXPANSION SYSTEM 22 For mighty micros
- TV SOUND TUNER 37 Quality TV sound
- BODYWORK CHECKER 54 Investigate your vehicle
- COMPONENT TESTER 69 Sorts out your semiconductors
- ALCOHOMETER 79 Time gentlemen please
- FOIL PATTERNS 95 Board meeting

## INFORMATION

- BREADBOARD '81 12 Hurry or you'll miss it
- NEXT MONTH'S ETI 15 See into the future
- BOOK SERVICE 29 Broaden your mind
- SUBSCRIPTIONS 36 Advance booking
- COME AND JOIN US 40 We need a HE man
- AMPLIFIER OFFER 47 Low price hi-fi
- BINDERS 77 Protect your precious issues
- PCB SERVICE 94 Construction made easy
- NEXT MONTH'S HE 99 What's HE up to?

### EDITORIAL AND ADVERTISEMENT OFFICE

145 Charing Cross Road, London WC2H 0EE. Telephone 01-437 1002/3/4/5.  
 Telex 8811896:

Ron Harris B.Sc.  
 Alan Griffiths  
 Paul Wilson-Patterson  
 T.J. Connell

Editor  
 Advertisement Manager  
 Group Art Editor  
 Managing Director

Peter Green  
 Tina Brylan  
 Judith Jacobs  
 Alison Lilly  
 Paul Edwards  
 Rory Holmes

Assistant Editor  
 Editorial Assistants

Assistant Art Editor  
 Drawing Office Manager  
 Project Editor

PUBLISHED BY

Argus Specialist Publications Ltd  
 145 Charing Cross Road, London WC2H 0EE  
 Argus Press Sales & Distribution Ltd  
 12-18 Paul Street, London EC2A 4JS (British Isles)

DISTRIBUTED BY

QB Limited, Colchester  
 Alabaster Passmore

PRINTED BY  
 COVERS PRINTED BY

OVERSEAS  
 EDITIONS  
 and their  
 EDITORS

AUSTRALIA — Roger Harrison  
 CANADA — Halvor Moorshead  
 GERMANY — Udo Wittig  
 HOLLAND — Anton Kriegsman



Member of the  
 Audit Bureau  
 of Circulation

Electronics Today is normally published on the first Friday in the month preceding cover date. © Argus Specialist Publications Ltd 1987. All material is subject to worldwide copyright protection. All reasonable care is taken in the preparation of the magazine contents, but the publishers cannot be held legally responsible for errors. Where mistakes do occur, a correction will normally be published as soon as possible afterwards. All prices and data contained in advertisements are accepted by us in good faith as correct at time of going to press. Neither the advertisers nor the publishers can be held responsible, however, for any variations affecting price or availability which may occur after the publication has closed for press. Subscription Rates: UK £11.25 including postage. Airmail and other rates upon application to ETI Subscriptions Department, 513 London Road, Thornton Heath, Surrey CR4 6AR.





# DIGEST



## Game, Set And Match

Extending the series of features on their C80 watch, Casio have decided to include alarm with tone control, day and date indication with time display, and a combat style electronic game. The two new models incorporating these features are called the CA90 and CA901. The first has a black resin case and bracelet, the second, a stainless steel coated case and solid stainless steel bracelet. Recommended retail prices are £22.95 (CA90) and £34.95 (CA901). They should be available from your friendly neighbourhood Casio stockist or in case of difficulty contact Casio themselves at 28 Scrutton Street, London EC2A 4TY.

## In-Car Care

The high price of installing in-car sound systems is often due to the large proportion of cash earmarked for so-called expert installation. But Greens at Debenhams have come up with a less expensive alternative. They have introduced Track One — a range of in-car entertainment systems with full installation instructions, backed by a 24-hour

helpline system. The equipment includes Citizens' Band radio, stereo and normal radio, and offers a wider range of choice than most high street shops. Each unit is accompanied by detailed fitting instructions, but should you get into difficulties just ring the number shown on the leaflet and an expert will talk you through to find out where you went wrong. You can find Greens at any of your local Debenhams stores.

## New Connections

Following up on our article last month about the new Telecommunications bill, we have found British Telecom are now pulling their proverbial receivers out. For example, a scheme designed to enable telephone sockets to become as commonplace as power outlets has recently been announced by BT. The scheme will be launched nationwide this autumn and follows a successful trial programme in Taunton and Carlisle which has been running since May this year. Instead of having telephones fixed permanently, customers now will be able to unplug them and move them from room to room wherever sockets have been installed. This idea will radically change the installation of the telephone service in and around the home, also simplifying the sale of some Telecom equipment, when phones will be available from some 40 shops by next April, mostly within department stores. These will be available for sale to customers to take home and plug in. As supplies of the new plugs and sockets become available, customers asking for extension phones will have sockets fitted, and will be supplied with a telephone of their choice, with a plug already connected to it. Engineers will also adapt existing phones on the same line to plug and socket connections. This will replace existing extension arrangements. Customers requiring an extension telephone will pay a connection charge of £25 with additional extensions provided at the same rate for only £15. The rental will be £2.65 for a residential extension, complete with standard telephone and additional sockets on their own will be charged at 15p a quarter. All new installation work on residential and single business lines will incorporate the new system. Extra note: This means that all telephones approved after the new liberalisation comes into effect will be candidates for this kind of plug and socket connection.

Further update: Ferranti have just won a contract to supply British Telecom with the new ZN470AE Microphone Amplifier Integrated Circuit. This will be incorporated in the new linear electret microphone manufactured by AP Besson Ltd, which will replace the familiar carbon type, thus offering improved speech quality and long-term reliability.

## Telecom Turnround

It seems that there has been some confusion about the use of the word 'illegal' in the article entitled Telecom Turnround published last month. 'Illegal supplier' and 'illegal equipment' were not clearly defined. In fact, there is nothing illegal about supplying or selling telephone equipment, and likewise the units themselves are not illegal. The law is only broken when an independent supplier publicly states that the equipment he sells can be connected to the UK network when it hasn't been approved by British Telecom. And again, the equipment is only illegal once it has been connected and in this case it is the buyer of the equipment who breaks the law, not the supplier.

We apologise to any readers (especially suppliers!) who may have been inconvenienced by this misinterpretation.

## FM Main Man!

Here is a letter we received from the Electricity Council referring to our article on FM Mains Remote Control. Please note:

Dear Sir

FM Mains Remote Control

The feature in the October 1981 edition of Electronics Today describing a control device which utilises the electrical installation as the medium for communication between separate rooms of a house also mentioned the possibility of utilising the power distribution system between separate premises.

Would you please point out to your readers that under section 27 of the Electric Lighting (Clauses) Act 1889 there is provision which states that if the owner or occupier of premises uses the energy supplied so as to interfere 'unduly or improperly' with the efficient supply of energy to any other person the Board may discontinue the supply.

We would also point out that if the power distribution system were to be used in the manner you describe the injected signals would not be restricted to the circuit between the 'helpful neighbours' but would be broadcast throughout the surrounding low voltage network and would therefore be 'received' by all the other electricity consumers connected to that network. Any detrimental effects the signals may have on any item of equipment being used by those other consumers must clearly be the responsibility of those involved in generating the signals regardless of whether they have 'spilled over' from the installation or whether they have been deliberately injected into the network directly.

Yours faithfully,

D V Lord  
Head of Distribution Engineering



# THREE FOR FREE FROM GSC



Electronics by Numbers  
Projects No 10, No 11, No 12

Available from selected stockists  
**ELECTRONICS BY NUMBERS**

## No. 10 SOIL MOISTURE TESTER

No more wilting houseplants with this soil moisture test. Just place the probes into the soil and it will light up to tell you whether the soil is "too wet" or "too dry". You don't even need green fingers.

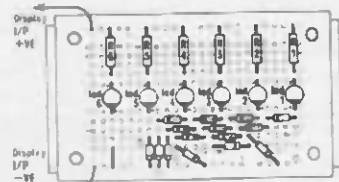
## No. 11 DIGITAL ROULETTE

The suspense and excitement of the casino in your own home. Just press the button, the circle of lights go round and there is the sound of the roulette wheel as well, both gradually slowing down to reveal the winning number.

## No. 12 EGG TIMER

How do you like your eggs done, hard or soft, just set the timer and it will sound when the egg is done to your liking. Long battery life because it switches itself off automatically. So get cracking now!

Want to get started on building exciting projects, but don't know how? Now using EXPERIMENTOR BREADBOARDS and following the instructions in our FREE 'Electronics By Numbers' leaflets, ANYBODY can build electronic projects. For example, take one of our earlier projects, a L.E.D. Bar Graph:



You will need: One EXP 300 or EXP 350 breadboard 15 silicon diodes 6 resistors 6 Light Emitting Diodes  
Just look at the diagram, select R1, plug it into the lettered and numbered holes on the EXPERIMENTOR BREADBOARD, do the same with all the other components, connect to the battery, and your project's finished. All you have to do is follow the large, clear layouts on the 'Electronics by Numbers' leaflets, and ANYBODY can build a perfect working project.

For full detailed instructions and layouts of Projects 10, 11 and 12, simply take the coupon to your nearest GSC stockist, or send direct to us, and you will receive the latest 'ELECTRONICS BY NUMBERS' leaflet.


If you have missed projects, 1, 2 and 3, or 4, 5 and 6, or 7, 8 and 9, please tick the appropriate box in the coupon.

## PROTO-BOARDS

The ultimate in breadboards for the minimum of cost. Two easily assembled kits.



PB6 Kit. 630 contacts, four 5-way binding posts accepts up to six 14-pin Dips.  
**PROTO-BOARD 6 KIT £9.20**



PB 100 Kit complete with 760 contacts accepts up to ten 14-pin Dips, with two binding posts and sturdy base. Large capacity with Kit economy.  
**PROTO-BOARD 100 KIT £11.80**

## EXPERIMENTOR BREADBOARDS

No soldering modular breadboards, simply plug components in and out of letter number identified nickel-silver contact holes. Start small and simply snap-lock boards together to build a breadboard of any size

All EXP Breadboards have two bus-bars as an integral part of the board, if you need more than 2 buses simply snap on 4 more bus-bars with the aid of an EXP 4B

**EXP 325 £1.60** The ideal breadboard for 1 chip circuits. Accepts 8, 14, 16 and up to 22 pin ICs. Has 130 contact points including two 10 point bus-bars




**EXP 360 £3.15** Specially designed for working with up to 40 pin ICs perfect for 3 & 14 pin ICs. Has 270 contact points including two 20 point bus-bars



**EXP 300 £5.75** The most widely bought bread-board in the UK. With 550 contact points, two 40 point bus-bars, the EXP 300 will accept any size IC and up to 6x 14 pin DIPS. Use this breadboard with Adventures in Microelectronics.



**EXP 600 £6.30** Most MICROPROCESSOR projects in magazines and educational books are built on the EXP 600



**EXP 660 £3.60** Has -6" centre spacing so is perfect for MICROPROCESSOR applications



**EXP 4B £2.30** Four more bus-bars in "snap-on" unit



The above prices are exclusive of P&P and 15% VAT.

## THE GSC 24 HOUR SERVICE TELEPHONE (0799) 21682

With your Access, American Express, Barclaycard number and your order will be in the post immediately  
**GLOBAL SPECIALTIES CORPORATION**



G.S.C. (UK) Ltd, Dept. 9TT  
Unit 1, Shire Hill Industrial Estate,  
Saffron Walden, Essex CB11 3AQ.  
Tel: Saffron Walden (0799) 21682  
Telex: 817477

## IT'S EASY WITH G.S.C.

TO RECEIVE YOUR FREE COPY OF PROJECTS 10, 11 and 12

### Just clip the coupon

Give us your name and full postal address (in block capitals). Enclose cheque, postal order or credit card number and expiry date, indicating in the appropriate box(es) the breadboard(s) you require.

### For immediate action

The GSC 24 hour, 5 day a week service. Telephone (0799) 21682 and give us your Access, American Express or Barclaycard number and your order will be in the post immediately.

EXPERIMENTOR BREADBOARDS	CONTACT	IC CAPACITY 14 PIN DIP	UNIT PRICE INC P&P & 15% VAT	Qty req
EXP 325	130	1	£ 2.70	
EXP 360	270	3	£ 4.48	
EXP 300	550	6	£ 7.76	
EXP 600			£ 6.30	
EXP 660	370	Use with 0.6 pitch Dip's Strip Bus-Bar	£ 5.00	
EXP 4B	Four 40 Point Bus-Bars		£ 3.80	

PROTO BOARDS	CONTACT	IC CAPACITY 14 PIN DIP	UNIT PRICE INC P&P & 15% VAT	Qty req
PB6	630	6	£11.72	
PB100	760	10	£14.72	

GSC (UK) Ltd., 9TT Unit 1, Shire Hill Estate, Saffron Walden, Essex CB11 3AQ  
Tel: Saffron Walden (0799) 21682. Telex: 817477.

NAME .....

ADDRESS .....

I enclose cheque/P.O. for £.....  
Debit my Barclaycard, Access,  
American Express card No. ....

Expiry date .....

If you missed project No's 1 to 9 tick box.

For Free catalogue tick box

## Books, Books, Books...

Once again it's time to get to grips with the ever-increasing pile of review books that threaten to take over ETI's corner of the ASP offices.

The first one comes from Hodder and Stoughton, and is the latest Teach Yourself book in their Computer Science Studies range. Entitled 'Microelectronics and Microcomputers', the book is intended to provide a general background and introduction to microcomputers for people who want to come to terms with the increasing impact of computers both at home and at work. All aspects of the subject are covered, although briefly; the book starts with such basic topics as types of electronic components, the use of various number systems (decimal, binary, hex and so on), and simple logic of a microcomputer, peripheral devices and how to use them, programming, system development, data transmission and instrumentation techniques. The final five chapters describe numerous applications in the fields of industry, transport, consumer goods, education and business. No prior knowledge is assumed, although some experience of electronic theory would make the first half of the book easier to grasp. The authors have packed a great deal into the book's 225 pages, and it can be recommended as an introductory text for bewildered businessmen and for people interested in the forceful effects that computers are having on our society. 'Microelectronics and Microcomputers' is written by L.R. Carter and E. Huzan, and costs £1.95.

The rest of the books come from Bernard Babani. 'Audio Projects' (£1.95), by F.G. Rayer, gets down to the nitty-gritty very quickly — a brief introduction and then it's straight into the projects, over 30 of them, ranging from preamps, mixers and power amps to tone control networks, test gear and a simple tuner. Although constructional details are rudimentary and in some cases non-existent, none of the circuits should be at all difficult to build. '50 Simple LED Circuits Book 2', by R.N. Soar (£1.35), speaks for itself — the circuits are simple, they use LEDs, and there are 50 of them. A good buy for the absolute beginner; no constructional details are given but anyone should be able to build these circuits on Veroboard without any trouble. If you think BASIC is beyond you, 'An Introduction to BASIC Programming Techniques', by S. Daly, provides a simple guide to this popular high level computer language. The author covers all the statements you're ever likely to meet, keeping the examples simple and pointing out possible machine-dependent variation. In fact the book recommends that you try programming an actual computer as soon as possible — and so do we. This way you quickly find all the quirks of a particular BASIC, and the hands-on approach is definitely the fastest way to learn. 'An Introduction to BASIC Programming Techniques' will cost you £1.95. That's it for the time being; more reviews will follow, word blindness permitting!

## Mail Order

Toolmail are offering two new helpful aids to the hobby enthusiast. The first of these is a hobby service case, available for the first time in this country. It has a robust metal frame containing 16 clear styrene drawers (each 5½ x 2¼ x 1½") for storage of components and small parts, and one strong base drawer (11 x 5½ x 3¼") for the storage of tools and other large or heavy items. The front of the tough vinyl outer case folds down to provide a useful working surface. The case is 12" high with a comfortable carrying handle. It is available for a limited period at the introductory price of £29.95

which includes VAT and free delivery (RRP is £34.95). The second offer is an electronics service wallet designed for work with computers, video and audio units. It includes a selected range of 25 precision miniature tools and is contained in a fitted zipper wallet. The tools include miniature soldering iron, desolder braid, solder, soldering tools, range of screwdrivers pliers and cutters, wire strippers, IC extractor, tweezers, scissors and contact cleaners. The kit costs £39.95 including VAT and free postage anywhere in the UK. Both of these items are available mail order from Toolmail Ltd, Parkwood Industrial Estate, Sutton Road, Maidstone, Kent ME15 9LZ.

## Heavy Levy

The Government is likely to face strong opposition from Britain's 25 million blank tape users if it goes ahead with its plan to put a levy on the sale of blank tapes. The levy is meant to compensate performers for their loss of sales and royalty payments due to home taping. The six main UK blank tape manufacturers will also be adding their weight to the argument through the auspices of the Tape Manufacturers' Group. The Group has been formed to fight the proposal reported to be contained in a Green Paper reviewing the whole area of copyright law, which is expected to be published shortly. The TMG includes representatives from BASF, 3M Maxell, Memorex, Sony and TDK, and Mr Bill Fulton, the Group's Chairman, maintains that the levy plan is unworkable and impractical and that the problem of home taping has been overstated. He also believes that any levy would penalise all tape users, whether or not they were breaking the copyright law, and that the levy would be like imposing a tax on blank tapes therefore effectively subsidising the record companies. The basis on which the levy has been proposed is that the British Phonographic industry claims that it is losing £1 million a day through breaches of copyright. But the TMG say they haven't produced any hard evidence to back up this fact.



## Pack Up Your Troubles

Imhof-Bedco, the electronics packaging specialists, have just launched a range of 'camera craft' security cases. Of course, they needn't just be used for carrying cameras, as they are just as useful for carrying any sort of delicate equipment — test gear perhaps? They feature an aluminium frame and facing on rigid wooden panels, combining strength and smart appearance with light weight. Lockable toggle catches, robust hinges

and riveted corner reinforcements add to the protection they can offer. The cases can be supplied in three different sizes complete with carrying straps and shock-absorbent foam inserts. The foam is easily cut to shape with the knife provided, so it can accommodate various shapes and sizes. There is also a briefcase version fitted with PVC lining and document wallet in the lid, just in case you have any briefs in need of protection! The cases are available ex-stock and prices start at £22. Further details are available from Mike Young, Imhof-Bedco Standard Products Ltd, Ashley Road, Uxbridge, Middlesex UB8 2SQ (telephone Uxbridge (0895) 37123).



## V3 Loudspeakers

It looks as if our readers are not as handy with the woodsaw as they are with the soldering iron. Volt Loudspeakers, designers of the V3 (October '81 ETI), tell us they've had almost as many enquiries for a

woodwork kit as they have for the electronics. Consequently they have arranged for a complete set of precut chipboard panels to be made available by Wilmslow Audio, 35/39 Church Street, Wilmslow, Cheshire (telephone 0625-529599) — contact them for details. All you have to do is screw the panels together as described in the original article — now there's no excuse for not building a pair!






# HEWLETT PACKARD

# HP 85

Scientific and technical professionals favour the HP 85, they are being joined by increasing numbers of business professionals. Find out why the HP 85 is the professional microcomputer at your nearest Laskys store or write to our Mail Order department for more details.



**LASKYS** is the largest specialist Hi-Fi chain in Europe, in July 1980 they acquired Microdigital – an independent, specialist microcomputer store based in Liverpool. Since then specialist microcomputer departments have been set up within selected Laskys stores under the Microdigital name, these have now been renamed Microcomputers at **LASKYS**

## The Professional Microcomputer Retailer with 10 Outlets Nationwide & Mail Order

### BIRMINGHAM

19/21 Corporation Street, Birmingham, B2 4LP Tel: 021-632 6303.  
Manager: Peter Stallard 300 yards from Bullring Centre.

### BRISTOL

16/20 Penn Street, Bristol, BS1 3AN. Tel: 0272 20421.  
Opening 16th October.  
Between Holiday Inn and C & A

### CHESTER

The Forum, Northgate Street, Chester, CH1 2BZ. Tel: 0244 317667  
Manager: Jeremy Ashcroft Next to the Town Hall

### EDINBURGH

4 St. James Centre, Edinburgh, EH1 3SR. Tel: 031-556 2914.  
Manager: Colin Droper. East end of Princes Street, St. James Centre.

### KINGSTON (Opening early 1982)

38/40 Eden Street, Kingston, K11 1EP. Tel: 01-546 1271.  
Opposite Main Post Office

### MANCHESTER

12/14 St. Mary's Gate, Market Street, Manchester, M1 1PX. Tel: 061-832 6087.  
Manager: Lesly Jacobs. Corner of Deansgate.

### NOTTINGHAM (Opening early 1982)

1/4 Smithy Row, Nottingham, NG1 2DU. Tel: 0602 415150.  
Manager: Alister Hawkes.  
Within Market Square, Exchange Buildings, Nottingham

### SHEFFIELD

58 Leopold Street, Sheffield, S1 2GZ. Tel: 0742 750971.  
Manager: Justin Rowles. Top of the Moor, opposite Town Hall

### LIVERPOOL

33 Dale Street, Liverpool, L2 2HF. Tel: 051-236 2828  
Manager: Mark Butler. Between the Town Hall and Magistrates Courts.

### LONDON

42 Tottenham Court Road, London W1 9RD. Tel: 01-636 0845.

### Mail Order


Microdigital Limited, FREEPOST (No stamp required), Liverpool L2 2AB



Components

B-B-Books from B-B-Babani

Bernard Babani Publishing Ltd will be happy to send copies of their new 1982 catalogue of Radio, Electronic and Computer books to anyone who cares to send them their name and address. So if you want one, write to them at: The Grampians, Shepherds Bush Road, London W6 7NF.



Hot Stuff!

Sinclair Electronics has just announced the launch of the Thandar TH301 hand-held digital thermometer. It features a large readout LCD display, a wide temperature range of  $-50^{\circ}\text{C}$  to  $750^{\circ}\text{C}$  and  $1^{\circ}\text{C}$  resolution. It also incorporates the latest technology and over 1,000 hours of battery life is obtainable. The unit is housed in a strong Thandar case and is supplied complete with battery and fast response bead thermocouple. The price is £59.50 including VAT and Sinclair offer a range of

thermocouples as optional accessories, covering a wide range of applications, including mineral filled, hypodermic, right angle and surface. These all come complete with plug and flexible interconnecting cable. For further details contact Sinclair Electronics Ltd, London Road, St Ives, Huntingdon, Cambridgeshire PE17 4HJ.



ELCB

B & R Relays have broadened their range of combined 13 A Earth Leakage Circuit Breaker (ELCB) socket outlets with the introduction of a new wall mounting version. Based on the successful HO4 portable ELCB with integral 13 A socket, the new model is designed for mounting directly on a convenient single of double outlet box. The new ELCB is simple to install — anyone capable of wiring up a standard socket can do it, be it at home, in the office, workshop or factory. The unit is available in sensitivities ranging from 10 mA to 30 mA, and a test button allows operation to be checked at any time as well as every time the device is switched off. Special socket styles can be supplied to ensure that particular equipment is always plugged into the ELCB and not a non-protected socket outlet. Further information can be obtained from B & R Relays Ltd, Edinburgh Place, Harlow, Essex CM20 2DJ.

Bright Flatpacks

Perdix Components Ltd have just announced the release of two new incandescent digital displays for their Aurora line. The new FFD-71 (0.472" character) and FFD-81 (0.614" character) displays operate from 3.5 V DC with a low current drain of 7 mA while maintaining extremely high brightness levels. The units also feature TTL compatibility, are multiplexible, can operate from AC or DC power and can be filtered to almost any colour. For further information contact Perdix Components Ltd, 98 Crofton Park Road, London SE4.

New Improved DMMs

Fluke are now manufacturing a new series of digital multimeters. They are intended to replace the existing 8020A series by providing more features at even more competitive prices. The new features include four models instead of the previous three, three of which include a high-speed continuity bleeper as standard, improved calibration specification with two-year calibration guarantee, two-year parts and labour warranty, heavy duty 600 V fuse system to provide greater protection against high energy inputs and improved mechanical design with non-slip feet, tilt bail and easier-to-use layout. This new 'B' series will be available direct from Fluke at Watford or through their nationwide network of distributors. Further information from Fluke (GB) Ltd, Colonial Way, Watford, Herts WD2 4TT.

Drilling Holes

OK Machine & Tool (UK) Ltd have launched a lightweight electric drill for drilling, grinding and polishing which is particularly useful on printed circuit boards. The PCB-258 drill is powered by a high-speed 220-240 V motor and measures 175 mm long x 44 mm diameter. Four different collet sizes are supplied to handle 0.4-3.2 drills. Optional extras include tungsten carbide cutter sets, grinding points, cutters, sanding discs and various drills. A drill stand is also available with a spring-mounted arm which provides good stability and can be used with circuit boards up to 280 mm. Further information and prices can be obtained from OK Machine & Tool (UK) Ltd, Dutton Lane, Eastleigh, Hants SO5 4AA.




# ELECTRONIC GAMES

## COLOUR CARTRIDGE T.V. GAME



SEMI-PROGRAMMABLE T.V. GAME  
- 4 Cartridges - Mains Adaptor  
Normal Price £73  
NOW REDUCED TO: **£39.50** inc VAT

## DATABASE T.V. GAME



FULLY PROGRAMMABLE CARTRIDGE T.V. GAME  
14 Cartridges available  
Normal Price £87.86  
NOW REDUCED TO: **£59** inc VAT



## ATARI T.V. GAME

The most popular T.V. Game on the market with a range of over 40 cartridges including SPACE INVADERS with over 112 games on one cartridge  
**£95.45** inc VAT

## SPACE INVADERS



Hand-held Invaders Games available £19.95  
- Invaders Cartridges available to fit ATARI RADDON ACETRONIC PHILIPS G7000  
- Cartridges also available for MATTEL TELENG ROWTRON DATABASE INTERION

## CHESS COMPUTERS



MANY UNITS ARE COVERED BY THE EXCLUSIVE SILICA SHOP 2 YEAR GUARANTEE

We carry a range of over 15 different Chess computers:  
Electronic Chess £29.95  
Chess Traveller £39.95  
Chess Challenger 7 £79.00  
Sensory 8 £119.00  
Sensory Voice £259.00  
SPECIAL OFFERS:  
VOICE CHESS CHALLENGER  
Normal Price £245 NOW £135.00  
SARGON 2.5/BORIS 2.5  
Normal Price £273.70 NOW £199.95  
All prices include V.A.T.

## TELETEXT



## ADD-ON ADAPTOR £199

THE RADDON TELETEXT ADD ON ADAPTOR

Plug the adaptor into the aerial socket of your colour T.V. and receive the CEEFAX and ORACLE television information services

### THIS NEW MODEL INCORPORATES:

- Double height character facility
- True PAL Colour
- Meets latest BBC & IBA broadcast specifications
- Push button channel change
- Unnecessary to remove the unit to watch normal TV programmes
- Gold plated circuit board for reliability
- New SUPERIMPOSE News Flash facility

## SPEAK & SPELL



Normal Price £49.95  
NOW REDUCED TO:

**£39.50** inc VAT

Teach your child to spell properly with this unique learning aid. Fully automatic features and scoring. Additional word modules available to extend the range of words.

## ADDING MACHINE OLYMPIA HHP 1010



Normal Price £57.21  
NOW REDUCED TO:

**£34** inc VAT

Uses ordinary paper! No need to buy expensive thermal paper!  
Fast adding PRINTER CALCULATOR 2 lines per second. 10 digit capacity  
Uses normal adding machine rolls. Battery or mains operated.  
Size 9 1/2" x 4 1/2" x 2 1/4"  
Memory adaptor optional

## 24 TUNE ELECTRONIC DOOR BELL




Normal Price £19.70  
NOW REDUCED TO:

**£12.70** inc VAT

Plays 24 different tunes with separate speed control and volume control. Select the most appropriate tune for your visitor, with appropriate tunes for different times of the year!

## MATTEL T.V. GAME



The most advanced TV game in the world. 20 cartridges available. Add on KEYBOARD coming soon to convert the MATTEL to a home computer with 16K RAM fully expandable and programmable in Microsoft Basic. Other accessories will be available later in the year.  
**£199.95** inc VAT

## HAND HELD GAMES EARTH INVADERS



These invaders are a breed of creature hitherto unknown to man. They cannot be killed by traditional methods - they must be buried. The battle is conducted in a maze where squads of aliens chase home troops. The only way of eliminating them is by rigging holes and burying them.  
**£23.95** inc VAT

## HAND HELD GAMES GALAXY 1000



The 2nd generation Galaxy Invader. The invaders have regrouped and have a seemingly endless supply of spacecraft whilst the player's arsenal is limited to just 250 missiles to be launched from 3 missile stations. You have to prevent the invaders landing or from destroying your home defences.  
**£19.95** inc VAT

## THE OLYMPIA — POST OFFICE APPROVED TELEPHONE ANSWERING MACHINE WITH REMOTE CALL-IN BLEEPER

This telephone answering machine is manufactured by Olympia Business Machines, one of the largest Office Equipment manufacturers in the UK. It is fully POST OFFICE APPROVED and will answer and record messages for 24 hours a day. With your remote call-in bleeper you can receive these messages by telephone wherever you are in the world. The remote call-in bleeper activates the Answer/Record Unit, which will at your command repeat messages, keep or erase them, and is activated from anywhere in the world, or on your return to your home or office. The machine can also be used for message referral, if you have an urgent appointment, but are expecting an important call, simply record the 'phone number' and location where you can be reached. With optional extra



bleepers (£13 each) this facility can be extended to colleagues and members of the family. Using a C90 standard cassette you can record as many as 48 messages. The announcement can be up to 16 seconds long and the incoming message up to 30 seconds long. The machine is easy to install and comes with full instructions. It is easily wired to your junction box with the spare connectors provided or alternatively a jack plug can be provided to plug into a jack socket. Most important, of course, is the fact that it is fully POST OFFICE APPROVED. The price of £135 (inc. VAT) includes the machine, an extra light remote call-in bleeper, the microphone message tape, A.C. mains adaptor. The unit is 9 1/2" x 6 1/2" x 2 1/4" and is fully guaranteed for 12 months. The telephone can be placed directly on the unit — no additional desk space is required.  
**£135** inc VAT

## PRESTEL VIEWDATA



The ACE FELCOM VDX1000 Prestel Viewdata adaptor simply plugs into the aerial socket of your television and enables you to receive the Prestel Viewdata service in colour or black & white.

Features:  
• Simplified controls for quick, easy operation.  
• Special graphics feature for high resolution.  
• State of the art microprocessor control.  
• Standard remote telephone keypad with Prestel keys.  
• Auto dialler incorporated for easy Prestel acquisition.  
• True PAL colour encoder using remote IC chroma filter and data line incorporated for minimum picture interference maximum fidelity.  
• Includes convenient TV Prestel switchbox.  
• Easily connected to standard home or office telephoning lines.  
• Fully Post Office approved.


**SPECIAL PRICE £228.85** inc VAT

**FOR FREE BROCHURES — TEL: 01-301 1111**



For free illustrated brochure and copies on our range of electronic games, please telephone 01-301 1111. Free delivery service available. To order by telephone please quote your name, address and ACCESS/BANK/CARD number, and leave the rest to us. Post and packing Free of Charge. Express order delivery service available.  
MUSIC: Saturday 10.00am - 10.00pm, Thursday 10.00am - 10.00pm, Friday 10.00am - 10.00pm.  
2 YEAR GUARANTEE: All games are covered by a full 2 year guarantee and many are better.  
MONTHLY BACK ORDERING: If you are unsatisfied with your purchase and return it within 7 days we will give you a full refund.  
AFTER SALES SERVICE: Available on all machines, out of hours on-line.  
COMPETITIVE PRICES: We are happy to negotiate underwritten.  
HELPFUL ADVICE: Available on the suitability of each machine.  
CREDIT FACILITIES: Full credit facilities available from 12, 24 or 36 months at competitive rates of interest.  
PART EXCHANGE SCHEME: Available on all machines.  
CREDIT CARDS WELCOME: Access to Barclaycard, Diners Club, American Express.

**SILICA SHOP LIMITED** ET1/12/81  
1-4 The Mews, Hatherley Road, Sidcup, Kent DA14 4DX  
Telephone: 01-301 1111 or 01-309 1111



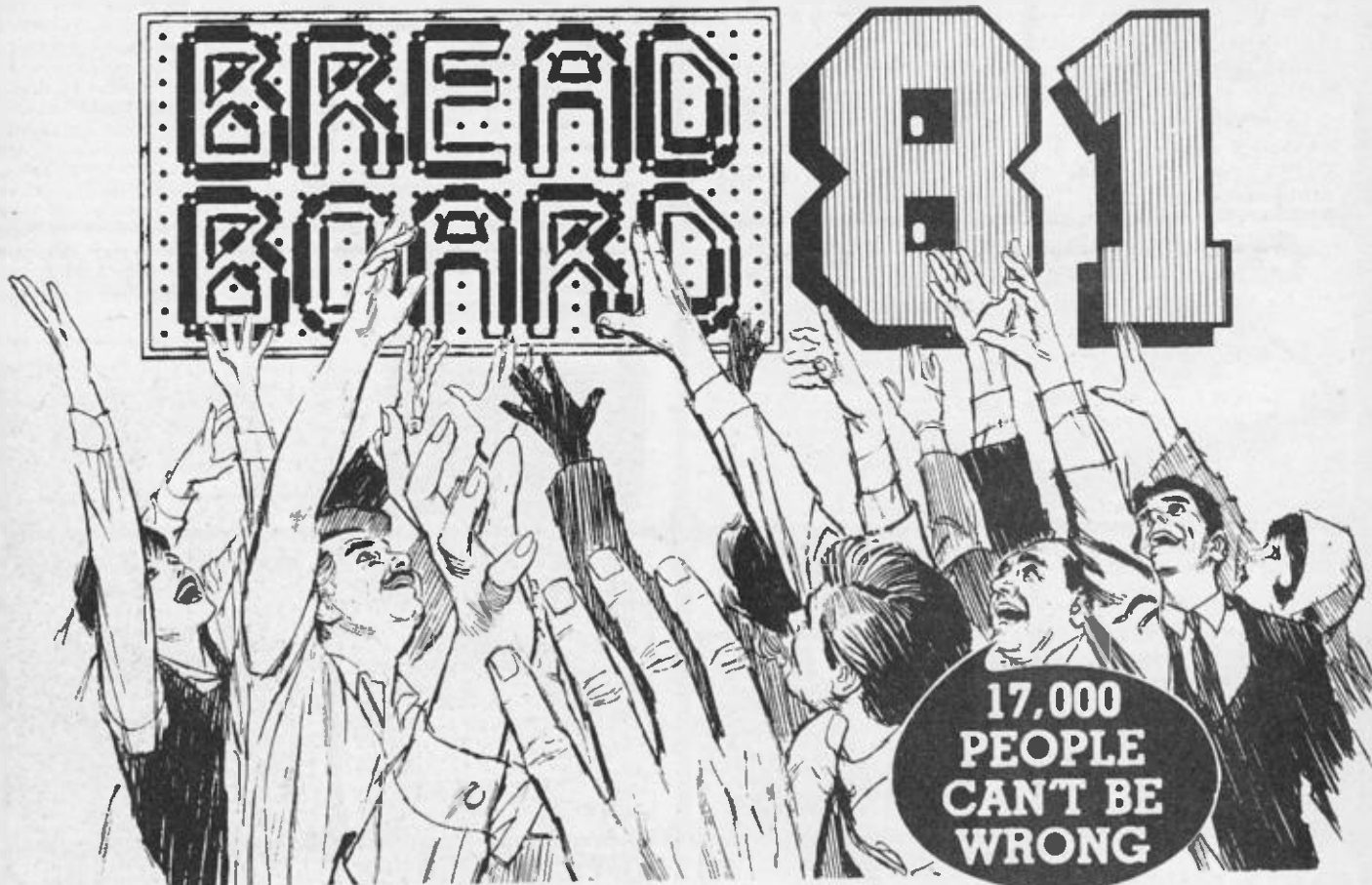
# THE EXHIBITION FOR THE ELECTRONICS ENTHUSIAST

COMPUTERS • AUDIO • RADIO • MUSIC • LOGIC • TEST GEAR • CB • GAMES • KITS

Wednesday 11th November 10 a.m.-6 p.m. Thursday 12th November 10 a.m.-8 p.m.

Friday 13th November 10 a.m.-6 p.m. Saturday 14th November 10 a.m.-6 p.m.

Sunday 15th November 10 a.m.-4 p.m.



COMPONENTS • DEMONSTRATIONS • SPECIAL OFFERS • MAGAZINES • BOOKS

Any one of the 17,000 people who thronged the RHS for the Breadboard exhibition last year will need no introduction to this year's premier show for the electronics enthusiast. They already know all about the demonstrations, bargain sales, bookstalls, games, kits, computers and music machines to be found at BREADBOARD 81. They could name you all the leading companies who were there to see — and to buy from, at fantastic prices.

Even those lucky 17,000 would be surprised to hear that this year we've **improved** BREADBOARD still further! More stands, more demonstrations and wider gangways to make it all easier to enjoy!

BREADBOARD 81 is the place to be from November 11th to 13th at the RHS Hall. Why not come and find out for yourself how much you missed last year? We can promise plenty to see and do at BREADBOARD 81.

Close to Victoria Station and NCP car parking facilities.

Cost of entry will be £2.00 for adults and £1.00 for children under 14 yrs and O.A.P.s.

ORGANISED BY ARGUS SPECIALIST PUBLICATIONS LTD., 145

CHARING CROSS ROAD, LONDON WC2H 0EE.

ROYAL HORTICULTURAL SOCIETY'S  
NEW HALL, GREYCOAT STREET,  
WESTMINSTER, LONDON S.W.1.

To avoid queueing, advance tickets will be available from  
Advance Tickets BB '81,  
ASP Ltd, 145 Charing Cross Road,  
London WC2H 0EE.

**\*\*Special Advance Booking Price\*\***

Adults £1.75 Children under 14 yrs and O.A.P.s 80p

Please send ..... tickets @ £1.75 ..... tickets @ 80p

To: .....

.....

.....

.....

I enclose PO/ cheque for £..... (make payable to ASP Ltd.)

Advance tickets MUST be ordered BEFORE 20th October 1981.

# Defence Digest

This new regular feature is devoted to defence electronics, its equipment techniques and application. Defence remains one of the largest growth areas in UK industry, with much of the real innovation and investment taking place there.

Defence Digest will thus act as a news (and views) section, containing up-to-date information and explanation of some of the happenings in the different sectors of the defence industry.

Companies with information and articles for these columns are invited to submit them direct to Defence Digest at our editorial address. Indeed, anyone with anything to say on the subject, be it information or opinion, is a potential contributor and should not refrain from putting pen to paper.

## Acceleration

The picture shows Mr C.H. Davies (left), Director of Aircraft Production, Ministry of Defence (Procurement Executive), receiving from Mr Lester George, Managing Director of Ferranti Instrumentation Ltd, a presentation model of the Ferranti FA2 accelerometer to commemorate the production of the 9,000th instrument. Ferranti inertial grade ac-

celerometers have been in full series production since 1968 and currently exist in five variants. Since that time they have been fitted in the inertial guidance platforms of all British military aircraft including the Nimrod, Jaguar, Buccaneer, Phantom and Tornado. Other applications have included use in airborne and shipborne radar antennas and sonar arrays. Satellite and rocket applications include Exosat, Skylark, Black Knight and Ariane.



## Tracking Helmets

Ferranti is to supply its advanced Helmet Pointing System (HPS) as part of the British Aerospace Dynamics Group Tracked Rapier Missile System for the British Army. The HPS, which was first seen at last year's Farnborough Air Show, is a revolutionary target sighting system which can direct weapon aiming sensors towards any target at which the wearer is looking. The HPS was originally conceived as a pilot's aid but it has received its first major contract as a land-based system. The Ferranti Helmet Pointing System is a very lightweight, simple system which improves normal weapon aiming. Basically, the entire system consists of the helmet-mounted sight and sensor, a radiator (mounted on a convenient nearby fixed object), a signal processing box, a control unit and an appropriate source of electrical power. The observer's sight is light and compatible with the latest protective masks. In the Tracked Rapier situation, the commander (observer) with his head

out of the cupola, searches for possible targets. The sight on his helmet has an illuminated aiming mark, focused at infinity representing line-of-sight. A tiny sensor, also on the helmet, continuously monitors the angle and position of the Commander's head (and hence his precise sight-line) relative to the radiator fixed to the vehicle, with high accuracy. Once the observer has spotted a target, he overlays it with the aiming mark, as a means of designating his target. At the press of a button, the line-of-

## Direct Hit

The first guided launch of the Hughes Aircraft Company's Advanced Medium-Range Air-to-Air Missile (AMRAAM) was a success with a direct hit on a drone aircraft target. It was tested in Holloman Air Force Base, New Mexico, and fired from a US Air Force F16 aircraft against an F-102 drone target. It closed in on its target using its radar guidance system, thus proving the missile's capability with this particular aircraft. The next generation AMRAAM missile will pack higher performance into an airframe which is only about half the weight of the missile it will replace — the AIM-7 Sparrow. The missile provides 'launch-and leave' capabilities enabling the pilot to break away immediately after launch to engage other targets. Hughes is one of two contractors selected for a 33-month prototype validation programme; selection of a winner is expected in October and the winning contractor will then start full-scale development. The AMRAAM program is a joint US Air Force and Navy effort to develop an advanced all-environment missile for operational use between 1985 and 2005.



## Hughes Hues

Here a Hughes Aircraft Company engineer uses a full-colour display to test a stand-off airborne system for detecting and tracking massed armour and other forces. The system is called Pavé Mover and displays targets and their movements in full colour on a cartographic base, showing roads, railway lines, airfields and rivers. As many as 4,096 colour hues can be displayed. The Pavé Mover uses airborne radar to relay target information via data link to a mobile ground-based Data Processing Control Station. Computers in the DPCS process the information and display the target data. Pavé Mover's radar can also guide missiles or tactical aircraft to designated targets. Guidance commands and targeting information are supplied by the DPCS. The Pavé Mover system is part of a broader Assault Breaker programme for neutralising enemy armour before it reaches the forward edge of the battle area. The system is being developed by Hughes under contract from the US Air Force and the Defense Advanced Research Projects Agency. It is being evaluated at White Sands Missile Range, New Mexico



**NEW**

# PRACTICAL ELECTRONICS - STEREO TUNER KIT

This easy to build 3 band stereo AM/FM tuner kit is designed in conjunction with Practical Electronics (July issue). For ease of construction and alignment it incorporates three Mullard modules and an I.C. IF. System.

**FEATURES:** VHF, MW, LW Bands, interstation muting and AFC on VHF. Tuning meter. Two back printed PCB's. Ready made chassis and scale. Aerial: AM - ferrite rod, FM - 75 or 300 ohms. Stabilised power supply with 'C' core mains transformer. All components supplied are to P.E. strict specification. Front scale size 10 1/2" x 2 1/2" approx. Complete with diagrams and Instructions.



## SPECIAL OFFER!

TUNER KIT PLUS:


- Matching I.C. 10+10 Stereo Power amplifier kit (usually £3.95 + £1.15 p&p)
- Mullard LP1183 built preamp. suitable for ceramic and auxiliary inputs (usually £1.95 + 70p p&p)
- Matching power supply-kit with transformer (usually £3.00 + £1.95 p&p)

- Matching set of 4 slider controls complete with knobs for bass, treble and volumes (usually £1.70 + 80p p&p)

**£21.95** plus £3.80 p&p.

ONLY

**£17.95** plus £2.50 p&p.



## STEREO AMPLIFIER KIT

- Featuring latest SGS/ATES TOA 2006 10 watt output IC's with in-built thermal and short circuit protection.
- Mullard Stereo Pre-amplifier Module.
- Attractive black vinyl finish cabinet, 9" x 8 1/2" x 3 1/2" (approx)
- 10+10 Stereo converts to a 20 watt Ojaco amplifier.

To complete you just supply connecting wire and solder. Features include din input sockets for ceramic cartridge, microphone, tape or tuner. Outputs - tape, speakers and headphones. By the press of a button it transforms into a 20 watt mono disco amplifier with twin deck mixing. The kit incorporates a Mullard LP1183 pre-amp module, plus power amp assembly kit and mains power supply. Also features 4 slider level controls, rotary bass and treble controls and 6 push button switches. Silver finish fascia with matching knobs and contrasting cabinet. Instructions available, price 50p. Supplied FREE with the kit.

**£14.95** Plus £2.90 p&p.

**SPECIFICATIONS:** Suitable for 4 to 8 ohm speakers.  
 Frequency response 40Hz - 20KHz.  
 P.U. 150mV. Aux. 200mV.  
 Mic. 1.5mV.  
 Bass ±12db @ 60Hz  
 Treble ±12db @ 10KHz  
 0.1% typically @ 8 watts  
 220 - 250 volts 50Hz.

Tone controls

Distortion

Mains supply

**STEREO MAGNETIC PRE-AMP CONVERSION KIT**  
Includes FREE Magnetic cartridge with diamond styli. All components including p.c.b. to convert your ceramic input on the 10+10 to magnetic. Only available with 10+10 amp. **£2.00** includes p&p.

**8" SPEAKER KIT** Two 8" twin cone domestic speakers. £4.75 per stereo pair plus £1.70 p&p, when purchased with amplifier. Available separately £6.75 plus £1.70 p&p.

## PRACTICAL ELECTRONICS CAR RADIO KIT SERIES II


2 WAVE BAND MW - LW

- Easy to build
- 5 push button tuning
- Modern design
- 6 watt output
- Ready etched and punched PCB
- Incorporates suppression circuits.

All the electronic components to build the radio, you supply only the wire and the solder, featured in Practical Electronics March issue. Features: pre-set tuning with 5 push button options, back illuminated tuning scale. The P.E. Traveller has a 6 watt output neg. ground and incorporates an integrated circuit output stage, a Mullard IF Module, LP1181 ceramic filter type pre-aligned and assembled, and a Bird pre-aligned push button tuning unit.

**£10.50** Plus £2.00 p&p.

Suitable stainless steel fully retractable aerial (locking) and speaker (6" x 4" app.). available as a kit complete. **£1.95/pack.** Plus £1.15 p&p.



## HIGH POWER AMPLIFIER MODULES

READY BUILT OR IN KIT FORM

	KIT	BUILT
125 WATT MODEL	£10.50 Plus £1.15 p&p	£14.25 Plus £1.15 p&p.
200 WATT MODEL	£14.95 Plus £1.15 p&p	£18.95 Plus £1.15 p&p.

**SPECIFICATIONS:**

	125 W Model	200 W Model
Max. output power (RMS)	125 watts	200 watts
Operating voltage (OC)	50 - 80 max.	70 - 95 max.
Loads	4 - 16 ohms	4 - 16 ohms
Frequency response measured @ 100 watts	25Hz - 20KHz	25Hz - 20KHz
Sensitivity for 100 watts	400mV @ 47K	400mV @ 47K
Typical T.H.D. @ 50 watts, 4 ohms	0.1%	0.1%
Dimensions (both models)	205 x 90 and 190 x 36mm.	


The power amp kit is a module for high power applications - disco units, guitar amplifiers, public address systems and even high power domestic systems. The unit is protected against short circuiting of the load and is safe in an open circuit condition. A large safety margin exists by use of



generously rated components, result, a high powered rugged unit. The PC Board is back printed, etched and ready to drill for ease of construction and the aluminium chassis is preformed and ready to use. Supplied with all parts, circuit diagrams and instructions.

### ACCESSORIES:

- Suitable LS coupling electrolytic for 125W model **£1.00** plus 25p p&p.
- Suitable LS coupling electrolytic for 200W model **£1.25** plus 25p p&p.
- Suitable mains power supply unit for 125W model **£7.50** plus £3.15 p&p.
- Suitable Twin transformer power supply for 200W model **£13.95** plus £4.00 p&p.




## 30+30 WATT STEREO AMPLIFIER

Viscount IV unit in teak simulate cabinet, silver finished rotary controls and pushbuttons with matching fascia, mains indicator and stereo jack socket. Functions switch for mic magnetic and crystal pickups, tape and auxiliary. Rear panel features fuse holder, 01N speaker and input socket 30+30 watts RMS, 60+60 watts peak. For use with 4 to 8 ohm speakers. Size 14 1/2" x 10" approx. **£32.90** Plus £3.80 p&p. BUILT AND TESTED.

## PHILIPS BELT DRIVE RECORD PLAYER DECK GC037

(Size: 15 1/2" x 12 1/2" approx.) HiFi record player deck, 2 speed, damped cueing, auto shut-off, belt drive with floating sub chassis to minimise acoustic feedback. Complete with GP401 stereo magnetic cartridge




LIMITED STOCK.

UNBEATABLE OFFER AT **£27.50** COMPLETE Plus £3.16 p&p.

## MONO MIXER AMPLIFIERS



**50 WATT** Six individually mixed inputs for two pick ups (Cer. or Mag.), two moving coil microphones and two auxiliary for tape, tuner, organs, etc. Eight slider controls - six for level and two for master bass and treble, four extra treble controls for mic and aux inputs. Size: 13 1/2" x 6 1/2" x 3 1/2" app. Power output 50 watts R.M.S. (continuous) for use with 4 to 8 ohm speakers. Attractive black vinyl case with matching fascia and knobs. Ready to use. **£39.95** Plus £3.70 p&p.



### 100 WATT

Brushed Aluminium fascia and rotary controls.

Size: approx. 14" x 4" x 10 1/2". Five vertical slider controls, master volume, tape level, mic level, deck level, PLUS INTERLOCK FAOER for perfect graduated change from record deck No. 1 to No. 2, or vice versa. Pre fade level controls (PFL) lets YOU hear the next disc before fading it in. VU meter monitors output. **£76.00** Plus £4.60 p&p.



### CALLERS ONLY

323 Edgware Rd, London W2. Tel: 01-723 8432. Open 9.30am - 5.30pm. Closed all day Thursday. Persons under 16 not served without parents authorisation. ALL PRICES INCLUDE VAT AT 15%.

### MAIL ORDER ONLY


21E HIGH STREET, ACTON, W3 6NG. Note: Goods despatched to UK postal addresses only. For further information send for instructions 20p plus stamped addressed envelope.

All items subject to availability. Prices correct at 1/10/80 and subject to change without notice. RTVC Limited reserve the right to update their products without notice.

# electronics today

INTERNATIONAL

NEXT  
MONTH



## Dummy Load

We're making audio testing easy! Apart from your multimeter and your oscilloscope what you really need is a dummy load. Our version allows parallel and series connection as well as testing of both channels of a stereo amplifier at the same time. The advantages of using the unit are manifold — not only because the source is presented with an ideal resistive load of the correct value, but also because you can't damage expensive speakers during experimentation. Not only that — you don't annoy the neighbours when you're testing at full power and your eardrums are saved so you can still enjoy the music once you're finished.

## Guitar Tuner

Our simple, low cost, easy to use (and all that jazz) Guitar Tuner is just the thing you need if you're a budding musician. Tuning up can be really irritating, but we've made it simple. You just plug the guitar into the unit and the oscillator with six reference frequencies does all the hard work for you. Just play the note and adjust the tuning until the built-in meter zeros, repeat the procedure for all the strings — et voilà — it's tuned. The tuner can also be shifted one or two octaves down to make it suitable for bass or rhythm guitars. Play it again Sam!

## Infant Guard

How do you like your children — fried or boiled? Or perhaps poisoned? Well, we prefer to see healthy specimens of the next generation, so we've designed a special guard for you to fit onto your medicine cabinet. When small inquisitive hands open the cabinet an alarm goes off, which not only puts the child off investigating further, but also warns you about what's happening. When the cabinet is shut, the unit switches itself off. For the adult who doesn't want to be shattered by the sound of the alarm as he/she is reaching for the hangover remedy, there's also a disable button on the outside of the cabinet which prevents the alarm going off when the cabinet is opened by someone who is meant to use it. It's a really useful gadget to have whatever age your children may be, and it's cheap and simple to build.

Articles described here are in an advanced state of preparation. However, circumstances may dictate changes to the final contents.

## Meter Beater

If the bane of your life is the not-so-lovely Rita the Meter Maid then you need our all-singing, all-dancing project. The unit is the same size as a Barclaycard (though you can't get credit with it) and fits neatly onto your keyring. It has an LED display which indicates whether you're setting it for 20, 40, 60 or 80 minutes with the touch switch operation, and when you are nearing the time to beat Rita back to the limo, it beeps. We've set it so that for a 20 minute wait, it will go off three minutes before at 40, it goes off six minutes before, and so on. We reckoned that the longer you were leaving the car the further away you might be, cunning eh?

## Robotics Today

This month we have an in-depth study on the hobbyist approach to robotics written by one of our readers. It covers just about everything from thoughts on mechanical construction, through data processing and programming to experimental ideas for sensors. For a really down-to-earth approach to the exciting subject of Robotics read on.....

## DC Control of Audio

Taking still further our favourite theme of remote controlling everything in sight, Keith Brindley follows up his article on Voltage-Controlled Audio with this little offering. Using another of Mullard's chips to demonstrate, he delves into the murky depths of voltage-controlled volume and tone for use in preamps and to help put the theory into practice there are loads of good circuits to play with.



LOOK OUT FOR  
THE JANUARY ISSUE  
ON SALE DECEMBER 4th



# COMPUTER WAREHOUSE

**NOW OPEN**  
MONDAY-SATURDAY  
9.30-5.30

**BULK BUY SPECIALS**



**RAM SCOOP**  
4118 200 NS 8 for £12.95  
4164 200 NS £8.50 each  
2102-650 NS 8 for £6.50  
INC VAT

**25 WAY D CONNECTORS**  
50+ 100+  
25p 1.70 1.10 0.95  
26S 1.90 1.20 1.00  
ALL + VAT

**WIRE WRAP SKTS.**  
24 Pin Zero 28p  
14 Pin Gold 22p  
16 Pin Gold 24p  
100 PCS Min Ord

**C10 DATA CASSETTES**  
10 for £5.75  
inc VAT

**RF CONNECTORS**  
50Ω BNC PLG 50p  
75Ω BNC PLG 50p  
PL259 PLG 40p  
SD239 SKT 35p  
100 PCS MIN ORD

## TELETYPE ASR33 I/O TERMINALS



From £195 + CAR + VAT

Fully fledged industry standard ASR33 data terminal. Many features including: ASCII keyboard and printer for data I/O, auto data detect circuitry, RS232 serial interface, 110 baud, 8 bit paper tape punch and reader for off line data preparation and ridiculously cheap and reliable data storage. Supplied in good condition and in working order. Options: Floor stand £12.50 + VAT  
Sound proof enclosure £25.00 + VAT

## ICL TERMIPRINTER 300 BAUD TERMINALS



**REDUCED TO CLEAR**

**NOW ONLY £80 +CAR +VAT**

Made under licence from the world famous GE Co. The ICL Termiprinter is a small attractive unit with so many features it is impossible to list them in the space available! Brief spec, as follows: RS232 serial interface, switchable baud rates 110, 150, 300, (30 cps), upper and lower case correspondence type face, standard paper, almost silent running, form feed, electronic tab settings, suited for word processor applications plus many more features. Supplied complete, in as soon condition, no guarantee.

## MPU EXPERIMENTORS +5v-12v-12v+24v POWER SUPPLY

Once again we are very pleased to offer this superb Power Supply Unit, and hope to satisfy most of our previous customers who were disappointed when we sold out due to demand last time they were advertised!!! These units must have well been made for your lab., they consist of a semi-enclosed chassis measuring 180mm x 120mm x 350mm containing all silicon electronics to give the following fully regulated and short circuit proof outputs: +5v @ 2 amps DC +12v @ 800 ma DC -12v @ 800 ma DC +24v @ 350 ma DC and if that's not enough a fully floating 5v output @ 50 ma DC which may be sensed to give a host of other voltages. All outputs are brought out to the front panel via miniature jack sockets and are also duplicated at the rear on short flying leads. Units accept standard 240v mains input. They are ex-GPO and may have minor scratches on the front panels, they are sold untested but in good internal condition. £16.50 each + £2.50 p+p complete with circuit and component list. Transformer guaranteed. HURRY WHILE STOCKS LAST!!

## HIGH SPEED DATA MODEMS

A superb piece of engineering made by SE Labs Ltd. is a "no cost spare" spec for the GPO, the Modern 12 is a synchronous Modem for use on DIAL 2412 services, in other data links. Many features include switchable V26 modulation, 2400 baud full duplex 600/1200 standby, auto answer 4 way or 2 way operation. Self test, LED status indication, CMOS technology, modular construction, original cost over £700 each. Believed brand new, supplied complete with PSU etc. £185.00 + £9.50 carriage + VAT. \*Permission may be required for connection to P.O. lines.

## PERTEC

**PERTEC TAPE DRIVES**  
7 track 6840 — 75-25 £175.00 + VAT  
9 track 6840 — 9-25 £295.00 + VAT  
Phone for more details

## DIABLO S30 DISK DRIVES

Another shipment allows us to offer you even greater savings on this superb 2.5 MB (formatted) hard disk drive. Two types are available both fully refurbished and electronically identical, the only difference is the convenience of changing the disk packs. S30 front loader, pack change via front door £550 + vat  
S30 fixed, pack change via removal of top cover £295 + vat  
+ & - 15v PSU for 2 drives £125 + vat  
SPECIAL OFFER new, 12 sector packs £20 + vat carriage & insurance on drives £15.00 + vat fully DEC RK05, NOVA, TEXAS compatible further info on controllers etc on request.

## NATIONAL MA1012 LED CLOCK MODULE

★ 12 HOUR  
★ ALARM  
★ 50/60 HZ



The same module as used in most ALARM/CLOCK radios today, the only difference is our price! All electronics are mounted on a PCB measuring only 3" x 1 1/2" and by addition of a few switches and 5/16 volts AC you have a multi function alarm clock at a fraction of cost. Other features include snooze timer, am/pm, alarm set, power fail indicator, flashing seconds cursor, modulated alarm output etc. Supplied brand new with full data only. Suitable transformer £1.75. £5.25

## MAINS FILTERS

Professional type mains filters as used by "Main Frame Manufacturers" ideal for curing those unnerving hang ups and data glitches, fit one now and cure your problems! Suppression Devices SD5 A10 5 amp £6.95  
Corcom Inc F1900 30 amp £13.95 + pp £1.00

## MUFFIN FANS

Keep your equipment Cool and Reliable with our tested & approved "Muffin Fans" almost silent running and easily mounted. Available in two voltages, 110 V.A.C. £5.05 + pp 90p OR 240v A.C. £6.50 + pp 90p. DIMENSIONS 4 1/4" x 4 1/4" x 1 1/2"

ELECTRONIC COMPONENTS & EQUIPMENT

**66% DISCOUNT**

Due to our massive bulk purchasing programme which enables us to bring you the best possible bargains, we have thousands of I.C.'s, Transistors, Relays, Cap's, P.C.B.'s, Sub-assemblies, Switches, etc. etc. surplus to our requirements. Because we don't have sufficient stocks of any one item to include in our ads., we are pecking off these items into the "BARGAIN PARCEL OF A LIFETIME". Thousands of components at giveaway prices! Guaranteed to be worth at least 3 times what you pay plus we always include something from our ads. for unbeatable value!! Sold by weight

2.5kds £ 4.75 + pp £1.25      5kds £ 6.75 + pp £1.80  
10kds £11.75 + pp £2.25      20kds £19.99 + pp £4.75

## THE PRINTER SCOOP OF THE YEAR THE LOGABAX 280 MICROPROCESSOR CONTROLLED LX180L MATRIX PRINTER

SAVE OVER £1000




A massive bulk purchase enables us to offer you this superb professional printer at a fraction of its recent cost of over £2000. Utilising the very latest in microprocessor technology it features a host of facilities with all electronics on one plug in P.C.B. Just study the specification and you will instantly realise it meets all the requirements of the most exacting professional or hobbyist user.

**STANDARD FUNCTIONS** ★ Full ASCII character set ★ Standard ink ribbon ★ RS232C/V24 serial interface - 7 xtal controlled baud rates up to 9600 ★ 194 characters per line ★ Parallel interface ★ Handshakes on serial and parallel ports ★ 4 Type fonts, italic script, double width, italic large, standard ★ Internal buffer ★ Internal self test ★ 170 CPS ★ Venable paper tractor up to 17.5" wide ★ Solid steel construction ★ All software in 2708 eeproms easily reconfigured for custom fonts etc. All this and more, not refurbished but BRAND NEW At Only **£525 +VAT** Also available identical to above LESS Electronics Card £250 + VAT + carriage and ins. £18.00 + VAT  
OPTIONAL EXTRAS ★ Lower case £25.00 ★ 16K buffer £30.00 ★ Second tractor for simultaneous dual forms £85.00 ★ Logabax maintenance P.O.A.

## 8" FLOPPY DISK DRIVES

Yet again we've managed to secure a large shipment of tomorrow's technology at prices as yet unheard of!!! And as with most of our purchases can pass these savings direct to you!! The DR 7100 & 7200 8" floppy disk drives have many inbuilt features to provide literally any BUS configuration with full daisy chain via internal jumpers 77 tracks on the single sided 7100 give upto 0.8 MB of data and 154 tracks on the 7200 double sided drive give a massive 1.6 MB of data. Many other features such as soft or hard sectoring, IBM or ANSI standards, only 240v AC, +24 & +5v dc power requirements, and our unbelievable prices make these drives a snip. Supplied BRAND NEW and boxed complete with user manual: 7100 single sided £225.00 + 9.50 ins. & carr. + vat. 7200 double sided £296.00 + 9.50 ins. & carr. + vat. Full technical manual available £7.50 write or phone for more details.



## SEMICONDUCTOR 'GRAB BAGS'

Mixed Semis emerging value contents include transistors, diodes, linear, I.C.'s, tracers, diodes, bridge rect., etc. All devices guaranteed brand new full spec each manufacturer's markings, fully guaranteed. 50p bag £2.95 100p bag £5.15 TTL 74 Series  
A genuine purchase of an "across the board" range of 74 TTL series I.C.'s enables us to offer 100p mixed "mostly TTL" grab bags at a price which two or three chips in the bag would normally cost to buy. Fully guaranteed at I.C.'s full spec. 100p - £6.90 200p - £12.30 300p - £19.50

## RCA FULLY CASED ASCII CODED KEYBOARDS



IDEAL - TANGERINE, OHIO ETC.

Straight from the U.S.A. made by the world famous R.C.A. Co., the VP600 Series of cased freestanding keyboards meet all requirements of the most exacting user, right down to the price! Utilising the latest in switch technology. Guaranteed in excess of 5 million operations. The keyboard has a host of other features including full ASCII 128 character set, user definable keys, upper/lower case, rollover protection, single 5V rail keyboard impervious to liquids and dust, TTL or CMOS outputs, even an on-board tone generator for keypress feedback, and a 1 year full R.C.A. backed guarantee.  
VP601 7 bit fully coded output with delayed strobe. etc. £43.95  
VP611 Same as VP601 with numeric pad £54.95  
VP606 Serial, RS232, 20MA and TTL output, with 5 selectable Baud Rates. £64.26  
VP616 Same as VP606, with numeric pad. Plug and cable for VP601, VP611 £2.25  
Plug for VP606 VP616 £2.10  
Post, Packing and Insurance £1.95  
ORDER NOW OR SEND FOR DETAILS

## 5v D.C. POWER SUPPLIES

Following the recent "SELL OUT" demand for our 5v 3 amp P.S.U. we have managed to secure a large quantity of ex-computer systems P.S.U.'s with the following spec., 240 or 110v A.C. input. Outputs of 5v @ 3-4 amps, 7.2v @ 3 amps and 6.5v @ 1 amp. The 5v and 7.2v outputs are fully regulated and adjustable with variable current limiting on the 5v supply. Unit is self contained on a P.C.B. measuring only 12" x 5" x 3". The 7.2v output is ideal for feeding "on board" regulators or a further 3 amp LM323K regulator to give an effective 5v @ 7 amp supply. Supplied complete with circuit at only £10.95 + £1.75 pp. Believed working but untested, unguaranteed.


## LAMBDA

**— DEC CORNER —**  
DECTU60 TWIN CASSETTE DRIVE ... £375 + VAT  
POP1105 MINI1/D MEMORY, CPU ETC. £450 + VAT  
LS11132K BYTE MOS MEMORY CARDS £295 + VAT  
RK05 MEMOREX DISK PACKS (12 sector) £20.00 + VAT  
LS11102 PROCESSOR CARD £275.00 + VAT  
\* \* All types of DEC equipment purchased for cash \* \*



Dept. E.T.I., 64-66 Mallford Rd., Thornton Heath, Croydon, Surrey. Tel: 01-889 7702 or 01-889 6800  
MAIL ORDER INFORMATION  
Unless otherwise stated all prices inclusive of V.A.T. Cash with order. Minimum order value £20.00 Prices and Postage quoted for UK only. Where post and packing not indicated please add 60p per order. Bonus Fide account orders minimum £20.00. Export and trade enquiries welcome. Orders despatched same day where possible. 3% surcharge on Access and Barclaycard orders.






**F**or centuries the Swiss have had a virtual monopoly on the world's timekeeping. A combination of geography, climate and national spirit have by some inexplicable coincidence led to a thriving cottage industry dedicated to high precision mechanics. Up until only 10 years ago it was a virtual certainty that most watches sold throughout the world, particularly those in the middle to upper price bracket, would be Swiss-made.

However, there can be little doubt that the Far Eastern countries, particularly Japan, Hong Kong and Taiwan, now dominate the electronic watch industry, a logical development of their undoubted expertise in miniature electronics. The Swiss, like any country with an international reputation for a particular product, had two choices: they could either resign gracefully, like the British motorcycle industry, or they could re-invest and at least try to regain that which was once theirs. The Swiss have for obvious reasons, chosen the latter path, but along that path have made some very shrewd and hopefully correct predictions about the future of personal timekeeping.

## Time Zones

The most obvious decision was not to take on the Far East with purely digital watches. The LCD watch is now made almost exclusively in Hong Kong. No other country could even attempt to compete in the lower price bracket multi-function watch market. The Swiss have an enviable history of being able to work with micromechanics so the logical step was for them to marry the two technologies — mechanics and electronics — to produce watches with analogue displays, hands and faces but with the timekeeping controlled by integrated circuits and quartz crystals.

Fortunately for the Swiss the cottage industry that has developed around watch manufacture lends itself to a kind of co-operative operation where, for instance, a small area might have several factories producing different parts for different watches. Such an arrangement has existed, in fact, since 1939 when a number of companies got together to form ASUAG, which by the time it is translated into English stands for the General Corporation Of Swiss Horological Industries Ltd.



'Mr Mouse' assembling electronic watch chassis. The picture on the previous page is of the 'Mr Beaver' robot.

Within ASUAG are familiar names like Longines and Eterna, plus a dozen or so other companies which most of us will never have heard of but are nonetheless well known within the watch industry. ASUAG was primarily designed to rationalise the production of watch movements, thus making it easier for the industry as a whole to respond to changes in demand and fashion. As the age of the electronic watch dawned it became necessary for ASUAG to respond by producing electronic watches, so within the group certain companies changed their production from purely mechanical parts to wholly electronic parts. Within these companies diversification into the development of automated watch assembly has led to some exciting developments in robotics.

### Swiss Success

The micromechanic expertise of one company, SSIH, has been channelled into the development of high precision robots. The term 'high precision' refers to the robots' ability to place miniature parts into assemblies with an accuracy that is measured in microns. So far SSIH have 20 working development machines with a further 200 planned for next year. The two types of robots (known as Mr Beaver and Mr Mouse!) use a combination of electronic and pneumatic power to articulate the arms. The mechanics are controlled by built-in micro-processor systems running on Swiss-developed software.

Although these robots were designed primarily for watch assembly, SSIH see a promising future of Mouse and Beaver in any situation that calls for high-precision, repetitive work. Such work might include the assembly of cameras, another area that would benefit from SSIH development.

At the moment SSIH have the field virtually to themselves. Robotics has, so far, concentrated more upon heavy industrial usage, car assembly and the like, where ultra-high-precision is not required. Doubtless the ability of the Swiss to produce mechanical systems to such high precision will keep other robot manufacturers out of the market for some time. It is tempting to speculate that SSIH have an eye on the Japanese and Hong Kong markets where much of the assembly for digital watches and similar items is still highly labour intensive. It would indeed be ironic to see the Swiss succeed in this area; Swiss robots assembling Far Eastern watches.

### Time In Hand

If you're sweating over a hot keyboard, trying to finish your program for our Armdroid competition before the October 31st deadline, then panic not. There has been a hold-up in the supply of the driver boards to customers, so on the fairly reasonable basis that you can't test the software without the hardware, the closing date for entries has been extended to December 31st. This will allow those of you who want to see what's involved to visit our stand at the Breadboard Exhibition (see page 12) and watch our demonstration. We hope to have two Armdroids running, one under program control and the other with a manual control box so you can play with the system and get the feel of things. There may even be a competition to find the most dextrous manipulator amongst our readers.


### Meet The Mouse

On the other hand, if you can't make it to Breadboard (in which case we'll never speak to you again!), cast your eyes across the page and you'll see details of the ACC's conference on robotics. One of the attractions will be this year's winner of the Micro-mouse competition (together with his designers, of course). We'll be providing some of the speakers at this meeting together with demonstrations of projects old and new. See you there!

This new series will provide a stage upon which our readers may display their robotics achievements. It is intended to cover the practical application of robots in Britain today, be it at hobbyist level or in industry.

Readers in either category are invited to write to the editor of ETI, detailing their experiments, projects, application or usage of robotics. Any articles published will be paid for at commercial rates. It is also hoped to run an 'Ideas Forum' wherein readers can exchange views and ideas but that depends upon the response of our readers — you!

Write to: THE EDITOR, ETI MAGAZINE, 145 CHARING CROSS ROAD, LONDON WC2H 0EE and mark your envelope "Robotics Today".



Mr Mouse having a rest.

ETI

## AMATEUR COMPUTER CLUB

### NATIONAL CONFERENCE ON "SMALL ROBOTS AND MICRO-MOUSE"

ON SATURDAY 28 NOVEMBER  
(10am to 5pm)  
AT IMPERIAL COLLEGE, LONDON

Conference fee: £9.50

Applications and enquires to:  
Vernon Gifford, ACC Liason Officer,  
111 Selhurst Road, London SE25 6LH  
(Telephone 01-653 3207)

In addition to the formal programme, there will be an  
Open Forum during the afternoon for short  
presentations by individual robot enthusiasts and  
teams.

Space will also be available for demonstrations.

Please apply early to make this novel feature a  
success.

## NAMAL ASSOCIATES

No. 1 CLAYGATE ROAD, CAMBRIDGE CB1 4JZ  
Tel. 0223 248257 TLX 817445

COMPUTER I.C.s	7408	.13	4526	.72	92	.35		
2144-450	.99	7414	.29	4527	.99	93	.35	
2114-200LP	.99	7420	.12	4528	.77	95	.44	
2532	4.10	7442	.33	4532	.88	109	.22	
2708	1.80	7448	.38	4541	1.12	112	.22	
2716	1.95	7474	.20	4543	1.12	113	.22	
2732	4.10	7486	.20	4555	.40	114	.22	
4116-450	.95	7490	.21	4556	.45	122	.40	
4116-200	.95	74107	.20	4558	1.02	123	.42	
6116	8.00	74151	.26	<b>74LS SERIES</b>			124	.99
6800	3.25	74159	.58	00	.10	125	.26	
6802	4.25	74167	1.15	01 04	.12	126	.26	
6809	8.75	74172	2.75	05	.14	132	.48	
6810	1.30	74178	.43	08-13	.12	136	.25	
6821	1.70	74179	.43	14	.42	138	.36	
6845	9.75	74184	.90	15-22	.12	145	.76	
6850	1.60	74185	.90	26	.16	148	1.08	
8080A	2.20	74198	.55	27	.12	151	.30	
8085A	6.50	74199	.56	28	.16	153	.30	
8224	2.20	74273	.80	30	.12	154	.90	
8228	4.00	74278	.88	32	.12	155	.45	
8255	3.90	74284	1.44	33	.16	156	.38	
Z80 CPU	3.75	74351	.87	37	.15	157	.32	
Z80 ACPU	4.85	<b>C-MOS 4000</b>			38	.15	158	.32
Z80 PIO	3.80	4000	.11	40	.12	160	.40	
Z80 APIO	4.00	4001	.11	42	.35	161	.40	
Z80 CTC	3.60	4011	.12	47	.40	162	.40	
Z80 ACTC	4.78	4013	.32	48	.65	163	.40	
Z80 ASIO	12.00	4016	.25	49	.60	164	.48	
<b>VOLTAGE REGU:</b>			4020	.64	51	.12	166	.32
7805 5V +	.48	4024	.36	54	.14	173	.70	
7812 12V +	.48	4047	.76	55	.12	174	.48	
7815 15V +	.48	4060	.85	73	.21	175	.58	
7824 24V +	.50	4093	.40	74	.16	181	1.45	
7905 5V +	.58	4099	1.20	75	.25	190	.57	
7912 12V +	.58	4508	2.22	76	.20	191	.57	
7915 15V +	.58	4514	1.50	78	.20	192	.65	
7924 24V +	.58	4516	.70	83	.45	193	.47	
Standard TTL's	4518	.70	85	.70	194	.40	.40	
7400	.12	4520	.70	86	.15	195	.40	
7401	.12	4521	1.60	90	.30	196	.65	
7404	.13	4522	1.20	91	.78	197	.65	

221	.55	LM706	.65	6,144MHz	1.25	BUX84	1.40	
240	.98	LM723	.45	6,400MHz	1.50	FVP1	4.50	
241	1.10	LM726	6.75	10,000MHz	1.50	MJE702	.30	
242	.80	LM733	.70	18,000MHz	1.60	MJE703	.30	
244	.68	LM741	.20	20,000MHz	1.50	MJE800	.35	
245	1.10	LM747	.40	<b>I.C. SOCKETS</b>			MJE801	.35
247	.37	LM760	2.90	8 PIN	.08	TIP110	.35	
248	.68	MC1314	3.00	14 PIN	.09	TIP111	.40	
249	.68	MC1405	5.75	16 PIN	.10	TIP116	.40	
257	.52	MC14512	.60	18 PIN	.14	TIP29	.28	
259	1.00	MC14515	1.00	20 PIN	.16	VN46AF	1.20	
261	3.00	MC14516	.68	22 PIN	.18	2N11131	.08	
273	.78	MC14526	.68	24 PIN	.20	2N1525	.28	
290	.55	MC14528	.65	28 PIN	.26	2N2218	.12	
373	.75	MC14543	.80	40 PIN	.30	2N2219	.15	
374	.75	MC14553	2.50	<b>TRANSISTORS</b>			2N258	.09
377	.90	MC14555	.40	BC141/10	.18	2N2483	.13	
378	.70	MC1461G	1.09	BC161/10	.18	2N3054	.43	
390	.62	MC1494L	4.25	BC237	.10	2N3325	.15	
393	.55	MC1489P	.57	BD139/10	.18	2N3415	.09	
<b>Linear I.C's</b>				BD140/10	.18	2N3771	1.20	
LM323K	4.18	<b>Buffers</b>			BD441	.25	2N3773	1.70
LM324	.30	81LS95	1.18	81A42	.25	2N3819	.30	
LM325	1.88	81LS96	1.22	BD679	.45	2N3829	1.70	
LM326	1.25	81LS97	1.18	BD680	.45	2N4060	.09	
LM327	1.43	81LS98	1.25	BD245	.48	2N4347	.65	
LM329	2.10	8T26A	1.45	BD249	.80	2N4427	.50	
LM3342	1.00	8T28A	1.48	BD250	.80	2N458A	1.00	
LM3362	1.25	8T95N	1.48	BD346	.55	2N4871	.25	
LM337K	3.40	8T97N	1.48	BD378	.22	2N4901	.82	
LM337P	1.00	8T98	1.48	BF679	.40	2N4910	.40	
LM338K	4.75	<b>Crystals</b>			BF926	.28	2N5050	1.65
LM339	.40	32.768kHz	.98	BF979	.60	2N5179	.48	
LM342P	18.50	1000MHz	3.00	BFW92	.28	2N5193	.40	
LM341P	15.50	2000MHz	2.82	BSW45	.09	2N5248	.30	
LM348	.60	2,562MHz	3.25	BSY51	.09	2N5296	.40	
LM350	3.80	3,276MHz	1.00	BU100A	1.00	2N5378	.12	
LM3524N	2.75	3,579MHz	1.00	BU111	.90	2N5458	.38	
LM358	.40	3,932MHz	1.00	BU137A	1.75	2N5492	.28	
LM372	.60	4,000MHz	1.58	BU204	.90	2N5591	5.40	
LM543	2.60	4,194MHz	1.85	BU205	.90	2N5648	1.00	
LM555	.40	4,433MHz	.85	BU207	.80	2N5945	8.90	
LM565	.90	5,000MHz	1.85	BU208	.80	2N5956	.85	
LM567	.85	5,120MHz	1.08	BU311	.70	2N6080	3.40	
LM703	.30	6,000MHz	1.95	BUX28	2.40	2N6285	2.90	

WE GUARANTEE:- Factory Prime Parts - Competitive Prices - In Depth Stocks

FREE PRICE LIST - Please send SAE (20p in U.K.)

Minimum Order £10.00. Please add P&P .50p and V.A.T.

Government and Colleges etc orders welcome



# Sinclair ZX81 Personal Comp the heart of a system that grows with you.

1980 saw a genuine breakthrough – the Sinclair ZX80, world's first complete personal computer for under £100. Not surprisingly, over 50,000 were sold.

In March 1981, the Sinclair lead increased dramatically. For just £69.95 the Sinclair ZX81 offers even more advanced facilities at an even lower price. Initially, even we were surprised by the demand – over 50,000 in the first 3 months!

Today, the Sinclair ZX81 is the heart of a computer system. You can add 16-times more memory with the ZX RAM pack. The ZX Printer offers an unbeatable combination of performance and price. And the ZX Software library is growing every day.

#### Lower price: higher capability

With the ZX81, it's still very simple to teach yourself computing, but the ZX81 packs even greater working capability than the ZX80.

It uses the same micro-processor, but incorporates a new, more powerful 8K BASIC ROM – the 'trained intelligence' of the computer. This chip works in decimals, handles logs and trig, allows you to plot graphs, and builds up animated displays.

And the ZX81 incorporates other operation refinements – the facility to load and save named programs on cassette, for example, and to drive the new ZX Printer.



New BASIC manual

Every ZX81 comes with a comprehensive, specially-written manual – a complete course in BASIC programming, from first principles to complex programs.

## Kit: £49.<sup>95</sup>

#### Higher specification, lower price – how's it done?

Quite simply, by design. The ZX80 reduced the chips in a working computer from 40 or so, to 21. The ZX81 reduces the 21 to 4!

The secret lies in a totally new master chip. Designed by Sinclair and custom-built in Britain, this unique chip replaces 18 chips from the ZX80!

#### New, improved specification

- Z80A micro-processor – new faster version of the famous Z80 chip, widely recognised as the best ever made.
- Unique 'one-touch' key word entry: the ZX81 eliminates a great deal of tiresome typing. Key words (RUN, LIST, PRINT, etc.) have their own single-key entry.
- Unique syntax-check and report codes identify programming errors immediately.
- Full range of mathematical and scientific functions accurate to eight decimal places.
- Graph-drawing and animated-display facilities.
- Multi-dimensional string and numerical arrays.
- Up to 26 FOR/NEXT loops.
- Randomise function – useful for games as well as serious applications.
- Cassette LOAD and SAVE with named programs.
- 1K-byte RAM expandable to 16K bytes with Sinclair RAM pack.
- Able to drive the new Sinclair printer.
- Advanced 4-chip design: micro-processor, ROM, RAM, plus master chip – unique, custom-built chip replacing 18 ZX80 chips.



## Built: £69.<sup>95</sup>

#### Kit or built – it's up to you!

You'll be surprised how easy the ZX81 kit is to build: just four chips to assemble (plus, of course the other discrete components) – a few hours' work with a fine-tipped soldering iron. And you may already have a suitable mains adaptor – 600 mA at 9 VDC nominal unregulated (supplied with built version).

Kit and built versions come complete with all leads to connect to your TV (colour or black and white) and cassette recorder.



uter-



## Available now- the ZX Printer for only £49.<sup>95</sup>

Designed exclusively for use with the ZX81 (and ZX80 with 8K BASIC ROM), the printer offers full alpha-numerics and highly sophisticated graphics.

A special feature is COPY, which prints out exactly what is on the whole TV screen without the need for further instructions.

At last you can have a hard copy of your program listings - particularly

useful when writing or editing programs.

And of course you can print out your results for permanent records or sending to a friend.

Printing speed is 50 characters per second, with 32 characters per line and 9 lines per vertical inch.

The ZX Printer connects to the rear of your computer - using a stackable connector so you can plug in a RAM pack as well. A roll of paper (65 ft long x 4 in wide) is supplied, along with full instructions.

## 16K-byte RAM pack for massive add-on memory.

Designed as a complete module to fit your Sinclair ZX80 or ZX81, the RAM pack simply plugs into the existing expansion port at the rear of the computer to multiply your data/program storage by 16!

Use it for long and complex programs or as a personal database. Yet it costs as little as half the price of competitive additional memory.

With the RAM pack, you can also run some of the more sophisticated ZX Software - the Business & Household management systems for example.

### How to order your ZX81

BY PHONE - Access, Barclaycard or Trustcard holders can call 01-200 0200 for personal attention 24 hours a day, every day.

BY FREEPOST - use the no-stamp-needed coupon below. You can pay

by cheque, postal order, Access, Barclaycard or Trustcard.

EITHER WAY - please allow up to 28 days for delivery. And there's a 14-day money-back option. We want you to be satisfied beyond doubt - and we have no doubt that you will be.

To: Sinclair Research Ltd, FREEPOST 7, Cambridge, CB2 1YY.				Order
Qty	Item	Code	Item price £	Total £
	Sinclair ZX81 Personal Computer kit(s). Price includes ZX81 BASIC manual, excludes mains adaptor.	12	49.95	
	Ready-assembled Sinclair ZX81 Personal Computer(s). Price includes ZX81 BASIC manual and mains adaptor.	11	69.95	
	Mains Adaptor(s) (600 mA at 9 V DC nominal unregulated).	10	8.95	
	16K-BYTE RAM pack.	18	49.95	
	Sinclair ZX Printer.	27	49.95	
	8K BASIC ROM to fit ZX80	17	19.95	
	Post and Packing			2.95

Please tick if you require a VAT receipt

TOTAL £ \_\_\_\_\_

\*I enclose a cheque/postal order payable to Sinclair Research Ltd, for £ \_\_\_\_\_

\*Please charge to my Access/Barclaycard/Trustcard account no. \_\_\_\_\_

\*Please delete/complete as applicable \_\_\_\_\_

\_\_\_\_\_  
Please print

Name: Mr/Mrs/Miss \_\_\_\_\_

Address: \_\_\_\_\_

\_\_\_\_\_  
FREEPOST - no stamp needed. Offer applies to UK only.

ETI 12

# sinclair ZX81

6 Kings Parade, Cambridge, Cambs., CB21SN.  
Tel: (0276) 66104 & 21282.

# MICROCOMPUTER EXPANSION SYSTEM

Treat your home computer to extra memory and more peripherals with this versatile and simple expansion project. With the modules to be published you'll be able to custom-design your system to meet your requirements — and change it all around at a later date should you so desire. Design by Steve Wilding.

**H**ome computers, like hi-fi, generally have a habit of starting out modestly (assuming your finances are anything like ours), and then growing steadily as you discover a burning need for more memory, more I/O, a printer, and finally the sound generator that turns the system into an all-singing, all-dancing electronic marvel. (Actually, computers almost never dance). To help out those of you in the upgrade market, we present this low-cost, flexible expansion system designed for a number of popular microcomputers on sale in the UK — ones based on the 6502 and Z80 microprocessors.

The system is made up of a motherboard and a range of expansion cards that plug into the motherboard as and when your needs dictate. For example, if your need is purely for RAM memory expansion then a motherboard and four RAM cards will give you an extra 32K of RAM. The constructional and application details are given for the motherboard and the 8K RAM card in this article — in subsequent articles details of the remaining expansion cards in the range will be provided. These will include an EPROM programmer and an EPROM card for use with 2516 and 2532 single rail EPROMs; a sound board utilising up to three of the popular AY-3-8910 programmable sound generator chips; a parallel I/O card providing two 6520s for uses such as a parallel printer driver (Centronics) and a low cost disc interface.

Two 40-pin input sockets are provided (SK6 and SK7) — these are wired in parallel so that two or more motherboards may be linked together. This allows you to use a larger number of those modular which use less than 8K of memory.

## Vive La Difference

Obviously there are differences between computers and the expansion system must be capable of adapting to meet varying demands. The important difference for this application is the first free memory location available for expansion in your computer's memory. For RAM expansion to be effective it must run consecutively with the existing RAM. Table 1 gives the first free location for some popular computers.

For the more technically minded an explanation of how compatibility is achieved is given in the How It Works section. Suffice to say here that the system is capable of being moved around in memory to fit the particular computer's requirements. This is achieved by means of selective soldering of wire links as described later in the article.

## Construction

Construction is best achieved using a 15 W soldering iron with a fine bit and 22 swg solder. First solder in the four wire links to select the correct location in the memory map for your computer (see Table 2). Solder the DIL sockets into the board taking care not to make any shorts between pins. Next fit the five edge connectors and lastly the ceramic capacitors — these can be held in place whilst soldering by slightly spreading their legs under the board. The PCB has plated-through holes and so it isn't necessary to solder a connection on both sides of the board; but allow enough time when soldering for solder to run through the hole as this ensures a good connection. Construction of the motherboard is now complete.

Follow the same instructions when constructing the RAM card — solder the IC sockets in first, then the eight ceramic capacitors and construction of the RAM card will be complete.

Finally insert all ICs according to the overlay, taking care not to bend any IC legs.

## SPECIFICATION

**Motherboard:** This is the main board of the system. It allows up to five expansion cards to be used at once — socket 5 being a duplicate of socket 4, allowing smaller expansion cards to be used without tying up a whole 8K block each. Both the control bus and address bus are buffered by the motherboard but the data isn't, as this is already done by many micros. Power requirements are 5 V at 100 mA.


**RAM Card:** A static RAM expansion card using 16 2114L 300 ns RAM chips. Power requirements are 5 V at 650 mA.

**EPROM Card:** Available for either 2516 (2K x 8) 5 V single rail EPROMs or 2532 (4K x 8) 5 V single rail EPROMs.

**EPROM Programmer:** For programming 2516 or 2532 single rail EPROMs for use with the above card.

**Sound Card:** Allocation for up to three AY-3-8910 three-channel sound chips, allowing the generation of complex waveforms.

**PIO Card:** This board contains two PIO chips for 32 individual inputs or outputs. 12 of these are used for a Centronics-compatible parallel printer driver, for use with Superboard/UK101 and Watford's WEMON chip. Three connections are for use with a light pen and a further six are for power output applications.



The 8K RAM module plugged into SK1 on the motherboard. Any of the boards in the system may be plugged into any socket to suit your requirements.


### TABLE 1

GROUP	FIRST FREE MEMORY LOCATION	COMPUTERS
1	2000	UK101 Ohio Superboard 8K PET Microtan 65
2	4000	16K PET
3	6000	16K TRS-80 16K Video Genie
4	8000	32K PET

NEXT MONTH: Connection details for more machines, details of the modifications for use with Z80 micros, and the second of the plug-in modules.

### TABLE 2

	GROUP 1	GROUP 2	GROUP 3	GROUP 4
Link W to:	A	B	C	D
Link X to:	B	C	D	E
Link Y to:	C	D	E	F
Link Z to:	D	E	F	G



The photograph above shows a close-up of the wire links around IC4. This board was in use with the 8K PET, a group 1 computer. (Check the links against Table 2 and Fig. 1).

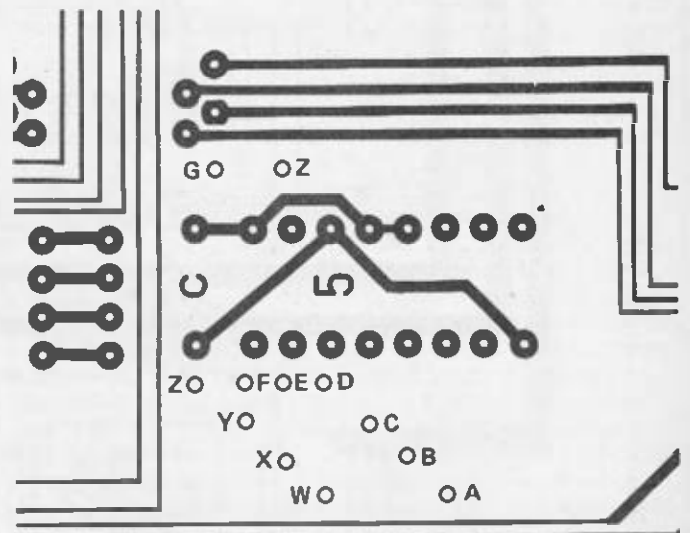


Fig. 1 Table 2 shows which of the lettered holes around IC4 to link in order to locate the expansion system at the correct point in your computer's memory. The 'thin' holes are not through-plated; the rest are.

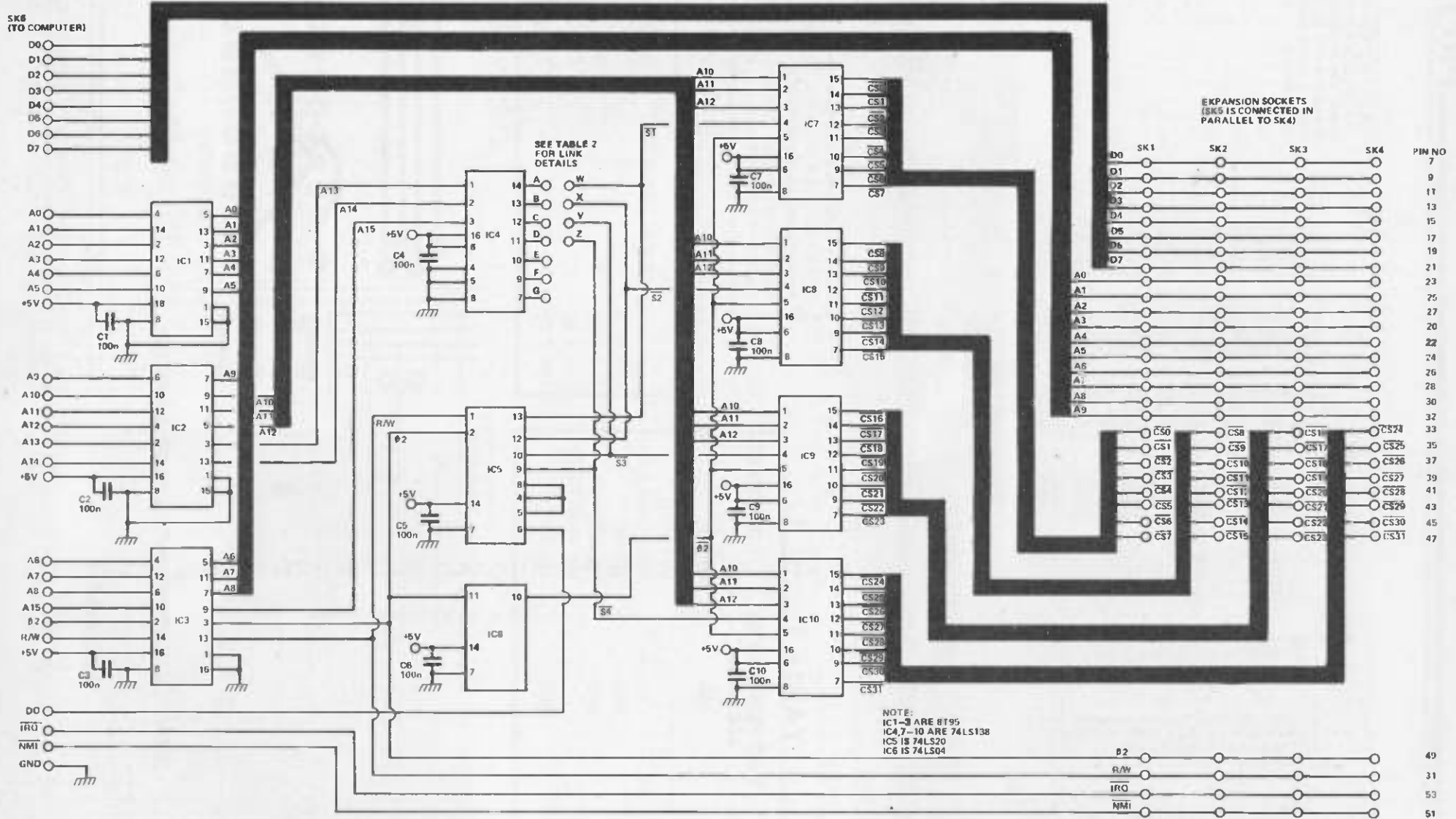


Fig. 2 Circuit diagram of the motherboard. To avoid large numbers of confusing lines, the buses are shown as thick black lines instead of eight or 16 thinner ones. SK7 is not shown — it is simply connected in parallel to SK6 to allow further expansion.



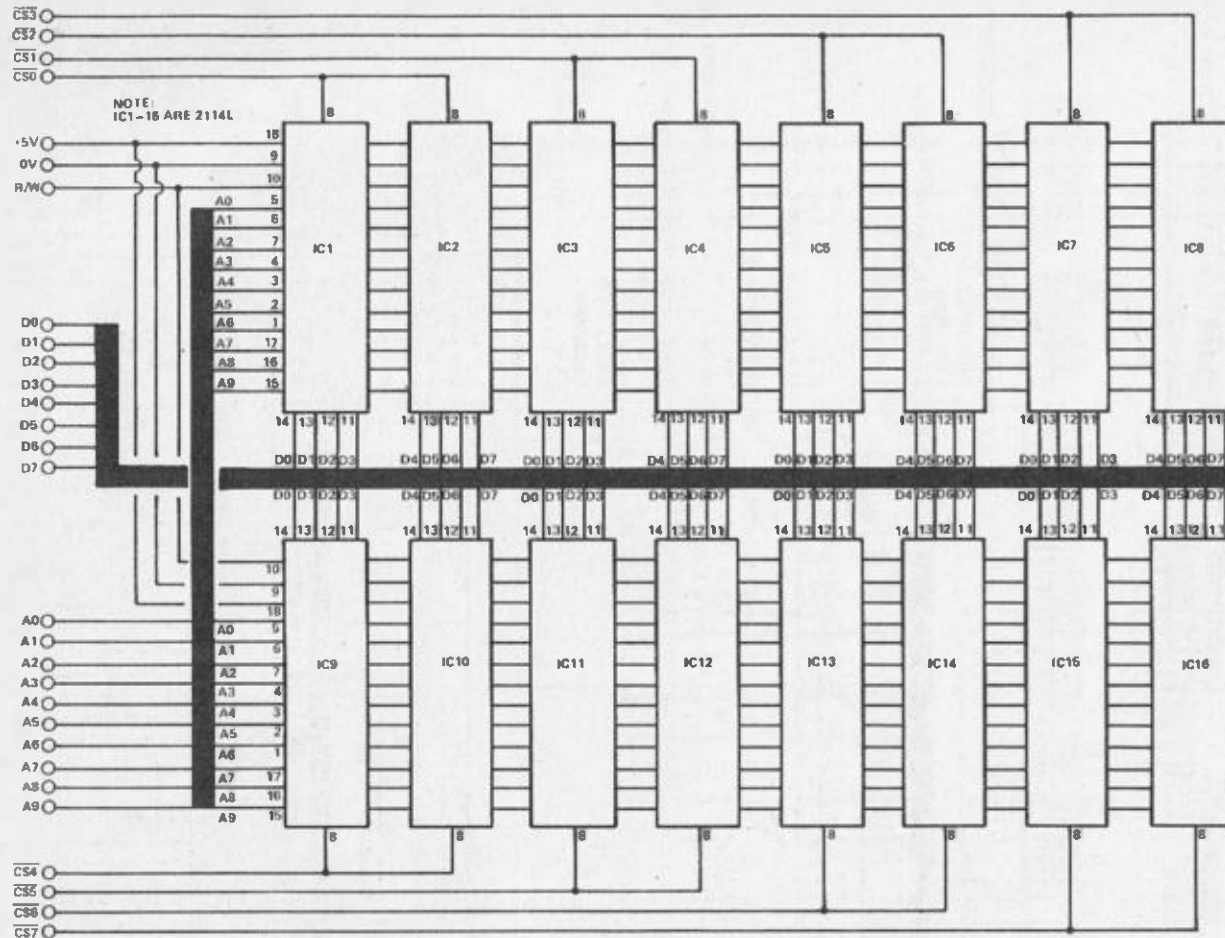
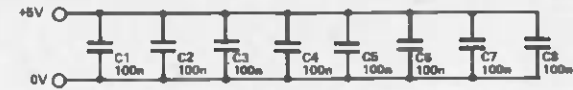




Fig. 3 Circuit diagram of the 8K RAM card.



### BUYLINES

A complete kit of parts for this project is available from Watford Electronics, 33/35 Cardiff Road, Watford, Herts. The motherboard costs £39.95 and the 8K RAM card is £29.95 (p&p 75p if both are ordered together). A suitable power supply for the expansion system (5 V at 3 A) is available for £20 ready-built. The 40-way jumper lead for use with Superboard/UK101s costs £5.40 (for a 24" length). Prices for other connectors are available on application. All prices exclude VAT.

### HOW IT WORKS

The address and part of the control bus from the host computer are buffered using three 8T95s (ICs 1-3), which are bi-directional hex buffers. A 74LS138 three-to-eight decoder (IC4) is used to decode the top three address lines (A13-A15) into 8K blocks. Of these, four are to be selected — one for each expansion card connector socket. The fifth socket is a duplicate of socket four so as to enable the use of two expansion cards in one 8K block: for example, the sound card and parallel input/output card use a small fraction of the 8K allocated to a socket, so by duplicating socket four we allow more expansion cards to be used at once.

The 8K blocks are located at 0000-1FFF, 2000-3FFF ... E000-FFFF (Hex), so if the system is to be configured to start at 2000 (group 1), then blocks 2 to 5 must be used. If your computer is in group 2 then its first free location is 4000 and blocks 3 to 6 must be selected. Similarly for group 3 blocks 4 to 7 are used, and for group 4 blocks 5 to 8.

Once selected, the four 8K blocks are then further decoded into 1K blocks by four more 74LS138s (ICs 7-10). The bus signals and these 1K decodes are then brought to the expansion socket connectors. The DD (data direction) signal is generated for system use with Ohio Superboards and UK 101s.

The RAM card is very straightforward, making use of 16 2114L 1Kx4 static RAMs. Each pair of RAMs is selected by its respective 1K decode generated by the motherboard. As the RAMs are only four bits wide, they are enabled in pairs to provide eight-bit bytes.

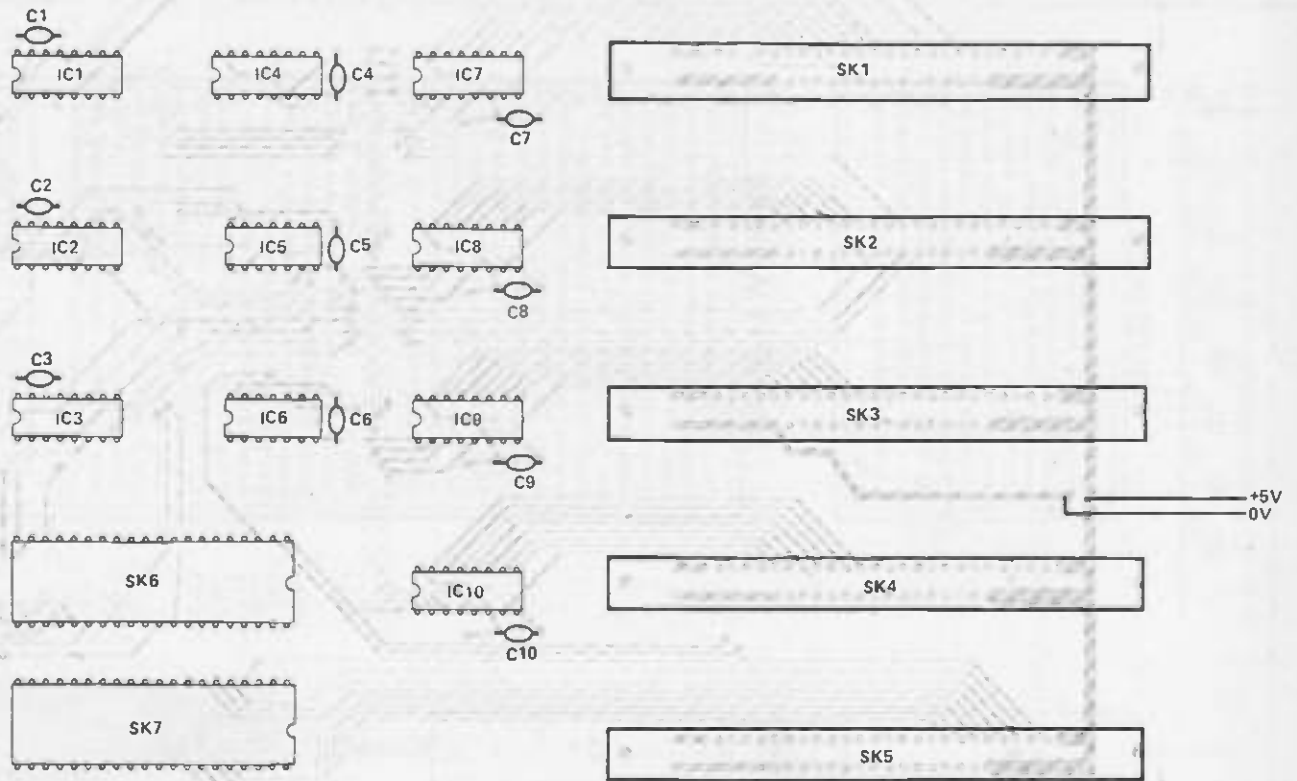
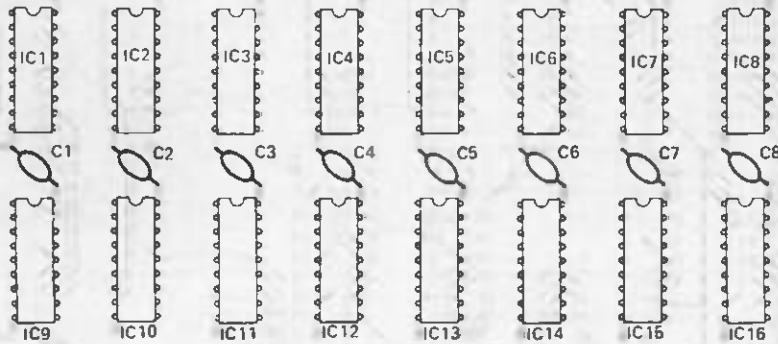


Fig. 4 (Above) Overlay for the motherboard.

Fig. 5 (Below) Overlay for the 8K RAM card.



## PARTS LIST

### MOTHERBOARD

#### Capacitors

C1-10 100n disc ceramic

#### Semiconductors

IC1-3 8T95  
 IC4,7-10 74LS138  
 IC5 74LS20  
 IC6 74LS04

#### Miscellaneous

SK1,2 40 pin DIL socket  
 SK3-7 2 x 30 0.1" edge connectors

Double-sided PCB; DIL sockets for ICs; board support system etc.

### RAM CARD

#### Capacitors


C1-8 100n disc ceramic

#### Semiconductors

IC1-16 2114L

#### Miscellaneous

Double-sided PCB; DIL sockets for ICs.



## EXPANSION SOCKET PINOUTS

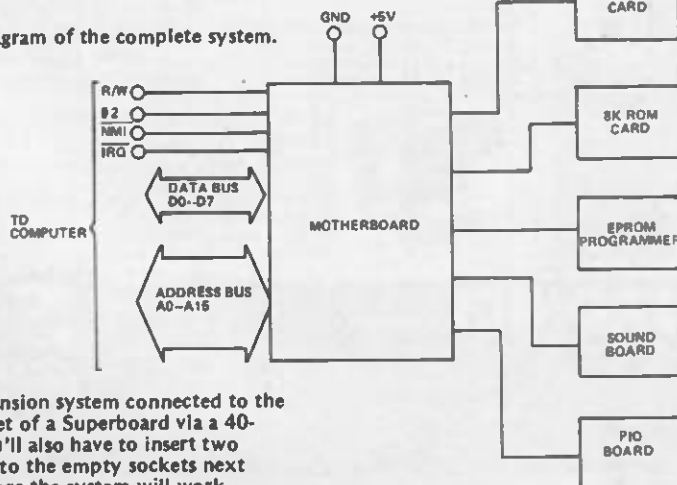
+VE	1	2	+VE
+VE	3	4	+VE
+VE	5	6	+VE
BD0	7	8	+VE
BD1	9	10	+VE
BD2	11	12	+VE
BD3	13	14	+VE
BD4	15	16	+VE
BD5	17	18	
BD6	19	20	BA3
BD7	21	22	BA4
BA0	23	24	BA5
BA1	25	26	BA6
BA2	27	28	BA7
	29	30	BA8
	31	32	BA9
R/W	33	34	
CS0	35	36	
CS1	37	38	
CS2	39	40	
CS3	41	42	
CS4	43	44	
CS5	45	46	Earth
CS6	47	48	Earth
CS7	49	50	Earth
Ø2	51	52	Earth
NMI	53	54	Earth
IRQ	55	56	Earth
Earth	57	58	Earth
Earth	59	60	Earth

BD0-7 Buffered data lines  
 BA0-9 Buffered address lines  
 NMI Non-maskable interrupt  
 CS0-7 Chip select lines  
 R/W Buffered Read/Write  
 Ø2 Buffered clock  
 IRQ Interrupt request


Each chip select line enables a 1K block in the memory. CS0 is the lowest and CS7 the highest within the 8K area assigned to that particular socket.

Table 3 (opposite) gives the connection details for SK6 (the motherboard input socket) for people who wish to use this project with other systems.

Fig. 6 Block diagram of the complete system.



Left: The expansion system connected to the expansion socket of a Superboard via a 40-way cable. You'll also have to insert two 8T28 buffers into the empty sockets next to the CPU before the system will work.



Top: You probably can't see it in the photo, but the screen of this 8K PET reads '15359 BYTES FREE' - courtesy of the expansion system. This is plugged into the PET using sockets J4 and J9, on the right of the PET at the back (above).

TABLE 3

PIN	FUNCTION	PIN	FUNCTION
1	IRQ	40	
2	NMI	39	
3	DD	38	
4	D0	37	
5	D1	36	D4
6	D2	35	D5
7	D3	34	D6
8		33	D7
9		32	R/W
10		31	Ø2
11		30	
12	A2	29	
13	A1	28	
14	A0	27	A15
15	A3	26	A14
16	A4	25	A13
17	A5	24	A12
18	A6	23	A11
19	A7	22	A10
20	A8	21	A9

LONDON'S  
TEST EQUIPMENT  
CENTRES

# AUDIO ELECTRONICS

Retail • Mail Order • Industrial • Educational • Export


OPEN SIX DAYS A WEEK • CALL IN AND SEE FOR YOURSELF

ALL MODELS  
ON DISPLAY  
ALL PRICES INCLUDE VAT

## CROTECH OSCILLOSCOPES

Range of Portable Scopes mains and battery operated. Plus special features (UK c/p £3.00)

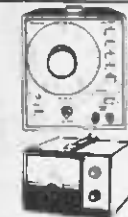

- 3030 Single trace 15 MHz, 5 mV, 0.5 micro secs. Plus built in component tester, 95mm tube **£166.75**  
 3131 Dual trace 15 MHz, trig to 35 MHz, 5mV, 0.5 micro sec 130mm tube, plus component tester **£264.50**  
 3034 Battery-mains dual trace 15 MHz, trig to 20 MHz, built in Nicads, 5mV, 0.5 micro secs. (Eliminator charger optional £28.75) **£356.50**  
 Also Available 3033, single trace 3034 3035, 130mm 3030 3337, dual 30 MHz, 130mm **£293.25**  
**£189.75**  
**£408.25**



## THANDAR - SINCLAIR

Reliable low cost portable instruments, bench models all 25.5 x 15 x 5cm. Generators mains operated rest battery (supplied). UK c/p Hand models 65p, bench £1.15

- DIGITAL MULTIMETERS (3 1/2 digit LCD)  
 TM354 Hand held, DC 2A, 2m ohm, 1mV - 1000V DC, 500V AC **£45.94**  
 TM352 Hand held, DC 10A, Hfe test, Continuity test **£57.44**  
 TM353 Bench, 2A AC/DC, 1000V AC/DC, 20M ohm Typical 0.2% **New Low Price £86.25**  
 TM351 Bench, 10A AC/DC, 1000V AC/DC, 20M ohm Typical 0.1% **£113.85**  
 FREQUENCY COUNTERS 1B Digits  
 PFM200 A Hand held LED, 200 MHz, 10mV (800 MHz with TP600) **£87.50**  
 TF040 Bench LCD, 40 MHz, 40mV (400 MHz with TP600) **£126.50**  
 TF200 Bench LCD, 200 MHz, 10-30mV (600 MHz with TP600) **£168.75**  
 TP600 600 MHz + 10 Prescaler 10 mV **£43.13**  
 GENERATORS (All bench models) mains operated  
 TG100 Function, 1 Hz-100 KHz, Sine/SQ/Triangle/TTL **£90.85**  
 TG102 Function, 0.2 Hz-2 MHz, Sine/SQ/Triangle/TTL **£166.75**  
 TG105 Pulse, 5 MHz-5 Hz (200nS-200mS) various outputs **£97.75**  
 OSCILLOSCOPE (Bench model low power portable)  
 10 MHz 2" trace, 10mV, 0.1 micro sec. All facilities, Model SC110 **£159.85**  
 (Rechargeable battery pack **£8.63**, AC adaptor/charger **£5.69**)  
 OPTIONAL ITEMS  
 Carry case (bench only) **£6.84** AC Adaptors (state model) **£5.69**



## RF AND AUDIO SIGNAL GENERATORS Mains operated

- (UK c/p £1.00)  
 Audio 20 Hz-200 KHz 4 band Sine/Square/c/p **£63.00**  
 TE220 Distortion max 1% **£73.70**  
 LAG28 Distortion 0.5-1% leader **£78.20**  
 AG202A Distortion 0.5-1% Trio **£126.50**  
 AG203 10 Hz-1 MHz 5 band max distortion 0.1% Trio **£52.00**  
 RF All feature Int/Ext. MOD. Variable output **£63.25**  
 TE200 100 KHz-100 MHz 6 band (300 MHz harmonics) **£68.00**  
 LS616 100 KHz-100 MHz 6 band (300 MHz harmonics) Leader  
 S6402 100 KHz-30 MHz 6 band professional trio

## SABTRONICS EQUIPMENT

New reliable range of DMM's and frequency computers with those extra facilities and competitive prices. All battery operated (supplied). Except 5020A mains. Optional mains eliminators available. 8 DIGIT COUNTERS 0.1 Hz to 10 Hz Res 10mV sensitivity to 100 MHz (UK c/p £1.00)

- 8110A 20 Hz-100 MHz in 2 ranges **£95.45**  
 8610A 20 Hz-600 MHz in 3 ranges **£113.85**  
 9 DIGIT COUNTERS 30mV sensitivity to 1 GHz, Resolution 0.1 Hz-10 Hz  
 8610B 10 Hz-600 MHz in 3 ranges **£125.35**  
 8000B 10 Hz-1 GHz in 3 ranges **£184.00**

- FUNCTION GENERATOR (UK c/p £1.00) with mains adaptor  
 5020A 1 Hz-200 KHz Sine/Square/Triangle/TTC Freq sweep. Low distortion **£98.90**  
 DIGITAL MULTIMETERS Two LCD hand held - one with temperature range. Also LCD and LED Bench models.  
 2035A 3 1/2 digit LCD hand 2A AC/DC 20Meg ohm ETC **£95.45**  
 2037A As 2035A with -50°C to +150°C Temp. range 0.1" resolution **£109.25**  
 2010A 3 1/2 Digit LED Auto decimal & minus. 10A AC/DC, 20Meg ohm etc **£95.45**



Options Touch & hold Probe for DMM's **£14.95**  
 Battery eliminators (state model) **£5.69**

- POWER SUPPLIES 13.8 volt Output regulated mains operated (c/p £1.00)  
 3 to 5 amp **£13.95**  
 5 to 8 amp **£17.95**

## ALSO STOCKED

Further range of low cost equipment Plus tools, accessories etc. Also special offers which vary from time to time for callers.

- AMATEUR/CB  
 KM6 1.5 to 250 MHz Dip meter 6 ranges **£38.50**  
 SWR9 3-150 MHz SWR - F/S **£9.50**  
 SWR50 Twin meter SWR + Power 1KW max. **£13.95**  
 310 Single meter SWR + Power 10W **£8.95**  
 110 SWR/Power/FS-10/100W **£11.95**  
 171 As 110 Twin meter **£14.50**  
 175 SWR/FS/AE Match (40 MHz) **£13.80**  
 178 As 175 - 0/5/50 Watt power **£16.95**  
 178 As 175 - 0/10/100W + MOD Scale **£19.50**  
 HM20 SWR meter Plus 20K/Volt 19 range Multimeter **£28.95**  
 (Note, SWR-Power ETC to 144/150 MHz)  
 Just a selection of a huge range in stock - send for latest lists including professional ranges.

- VARIABLE REGULATED POWER SUPPLIES Mains operated regulated single meter (UK c/p £1.50)  
 241 0-12-0/24V 1 amp **£35.00**  
 154 5-15 volt 3 amp **£44.00**  
 423 0-12-0/24V 3 amp **£54.00**

- MULTIMETERS (UK c/p 65p or £1.00 for two)  
 CHOOSE FROM UK'S LARGEST RANGE  
 KRT101 10 range pocket 1K/Volt **£4.50**  
 KRT100 12 range pocket 1K/Volt **£5.50**  
 NH55 10 range pocket 2K/Volt **£6.50**  
 AT1 12 range pocket Deluxe 2K/Volt **£7.75**  
 ST5 11 range pocket 4K/Volt **£8.50**  
 NH56 22 range pocket 20K/Volt **£11.50**  
 YN360TR 19 range plus Hfe Test 20K/Volt **£13.50**  
 ST303TR 21 range plus Hfe Test 20K/Volt **£15.95**  
 KRT5001 16 range - range double 50K/Volt **£16.50**  
 AT1020 19 range Deluxe plus Hfe Test 20K/Volt **£16.95**  
 ETC5000 As KRT5001 plus colour scales 50K/Volt **£17.95**  
 7081 18 range - range double 10A DC 50K/Volt **£20.85**  
 TMR500 23 range, Plus 12A DC Plus Cont. Buzzer 30K/Volt **£22.75**  
 AT205 21 range Deluxe 10A DC 50K/Volt **£25.75**  
 C7080 26 range large scale 10A DC, 5KV AC/DC 20K/Volt **£27.50**  
 168m 36 range Large scale 10A AC/DC 50K/Volt **£28.50**  
 AT210 23 range Deluxe 12A AC/DC 100K/Volt **£31.00**  
 360TR 23 range Large scale 10A AC/DC Hfe Test 50Meg ohm, 1KV AC/DC 100K/Volt **£34.95**

## LCD DIGITAL MULTIMETERS SPECIAL PURCHASE - LIMITED PERIOD ONLY

6220 Reliable 22 range hand held 3 1/2 digit LCD with volt/ohms auto range, unit and range signs, 10 amp AC/DC, battery warning, lower power ohms range. Model 6110 Also has range hold, continuity buzzer and improved accuracy. All models high quality rotary operation. Resolution 0.1 milli volt, 10-Micro amp, 0.1 ohm.

- 6220 1000v DC; 0.2/10A AC/DC; 600v AC; 2meg ohm Was **£55.95** NOW **£42.95**  
 6110 As above plus 20mA AC/DC and improved accuracy Was **£85.95** NOW **£59.95**

THIS SPECIAL OFFER IS QUALITY WITH VALUE

- Also in stock  
 188m 16 range with Hfe checker 10 amp DC **£43.50**  
 189m 30 range with Hfe checker 10 amp AC/DC **£68.95**  
 OD601 27 range push button 2A AC/DC **£39.95**

## DIRECT READ HV PROBE

(UK c/p 65p)  
 0/40KV: 20K Volt **£18.40**

## DISCOUNTS

Available for UK and Export for small and large quantities. For most products. Please enquire.

## OSCILLOSCOPE PROBE KITS

(UK c/p 50p per 1 to 3 Available BNC plug or Banana X1 **£7.95**, X10 **£9.45**, X1-X10 **£16.50**, Also X100 (BNC only) **£16.95**

## SAFGAN PORTABLE OSCILLOSCOPES

Range of low cost Dual Trace Scopes mains operated. Made in UK to exacting standards. Available as 10 MHz, 15 MHz or 20 MHz. All feature 5mV sensitivity, 0.5 micro sec, 6.4 x 8cm display (UK c/p £2.50)

- OT410 Dual 10 MHz **£194.35**  
 OT415 Dual 15 MHz **£201.25**  
 OT420 Dual 20 MHz **£216.20**



## LOGIC PROBES/MONITORS/PULSERS circuit powered (UK c/p 60p)

- LP1 DTL/TTL/CMOS, 10 MHz; Pulse; Memory **£35.50**  
 LP2 DTL/TTL/CMOS, 1.5 MHz; Pulse; **£19.95**  
 LP3 DTL/TTL/CMOS, 50 MHz; Pulse; Memory **£35.95**  
 LM1 Logic monitor for 8 to 16 pin IC's **£33.00**  
 DP1 Digital pulser, Single or 100pps **£58.50**  
 LBP076 50 MHz; 10Meg ohm; Logic Probe, with case **£56.80**

ALL PRICES INCLUDE VAT

# AUDIO ELECTRONICS

Cubegate Limited

301 EDGWARE ROAD, LONDON, W2 1BN, ENGLAND, TELEPHONE 01-724 3564  
 ALSO AT HENRY'S RADIO, 404/406 EDGWARE ROAD, LONDON W2

OPEN SIX DAYS A WEEK • CALL IN AND SEE FOR YOURSELF

Order by Post with CHEQUES/ACCESS/VISA or Telephone your order

FREE CATALOGUE!

Send large SAE (20p UK) Schools, Companies, etc. free on request.

# electronics today international BOOK SERVICE

How to order: Make cheques payable to ETI Book Service. Payment in sterling only please. Orders should be sent to: ETI Book Service, Sales Office, 145 Charing Cross Road, London WC2. All prices include P & P. Prices may be subject to change without notice.

## BEGINNERS

Beginners Guide to Electronics Squires £4.50  
Beginners Guide to Transistors Reddihough £4.50  
Beginners Guide to Integrated Circuits Sinclair £4.50  
Beginners Guide to Radio King £4.50  
Beginners Guide to Audio Sinclair £4.50  
Introducing Amateur Electronics Sinclair £4.50  
Understanding Electronic Circuits Sinclair £5.10  
Understanding Electronic Components Sinclair £5.10

## COOKBOOKS

TV Typewriters Cookbook £7.75  
CMOS Cookbook £8.20  
Active Filter Cookbook £11.30  
IC Timer Cookbook £7.65  
IC Op Amp Cookbook £10.70  
TTL Cookbook £7.55  
MC 6809 Cookbook Carl O. Warren £5.30  
PLL Synthesiser Cookbook Kinlay £5.85  
8085A Cookbook Titus £10.05

## APPLICATIONS

How To Build Electronic Kits Chapel £3.25  
110 Electronic Alarm Projects Marston £5.25  
110 Semiconductor Projects for the Home Constructor Marston £5.25  
110 Integrated Circuit Projects for the Home Constructor Marston £5.25  
110 Thyristor Projects Using SCRs Marston £5.25  
110 Waveform Generator Projects Marston £5.25  
99 Practical Electronic Projects Friedman £4.20

## COMPUTING & MICROPROCESSORS

What is a Microprocessor 2 cassette tapes plus a 72-page book £10.00  
Beginners Guide to Computers and Microprocessors with projects £6.05  
Basic Computer Games Ahl £6.05  
Basic for Home Computers Albrecht £6.60  
Illustrating Basic Alcock £4.25  
Troubleshooting Microprocessors and Digital Logic Goodman £5.90  
Z-80 Microcomputer Handbook £7.75  
Microprocessors in Instruments and Control Bibbero £13.10  
Basic Basic Coan £7.25  
Advanced Basic Coan £6.40  
1001 Things to do with your Personal Computer Sawusch £6.00  
Microcomputers, Microprocessors, Hardware, Software and Applications Hilburn £17.40  
Microprocessor Systems Design Klingman £18.80  
Introduction to Microprocessors Leyenthal £11.25  
Microprocessor Technology, Architecture and Applications £11.30  
Basic with Style Nagin £4.50  
Microcomputer Design Ogden £7.45  
Hands on Basic with a Pet Peckham £11.95  
6800 Software Gourmet Guide and Cookbook Scelbi £9.20  
8080 Software Gourmet Guide and Cookbook Scelbi £9.20  
The 8080A Bugbook Rony £8.35  
8080/8085 Software Design Titus £7.60  
How to Design, Build and Program your own Working Computer System £7.10  
Your Own Computer Waite £2.25  
Microcomputer Interfacing Handbook A/D & D/A £6.35  
Crash Course in Microcomputers Frenzel £12.40  
Musical Applications of Microprocessors Chamberlain £17.50  
The Pascal Handbook Tiberghien £11.35  
50 Basic Exercises Lamotier £9.50  
Learning Basic with the Sinclair ZX80 £4.95  
Microprocessors for Hobbyists Coles £4.25  
Introduction to Microcomputer Programming Sanderson £5.25  
Microprocessors and Microcomputers for Engineering Students and Technicians Woolland £5.95  
Using CP/M - Self Teaching Guide Ashley Fernandez £6.95  
Digital Counter Handbook Frenzel £8.40  
33 Challenging Computer Games for TRS80-Apple-Pet Chance £5.75  
How to Build Your Own Working Robot Pet Dalesta £5.75  
Microprocessor and Digital Computer Technology £16.00  
Guidebook to Small Computers Barden £4.20  
How to Debug Your Personal Computer Huffman £6.30  
How to Troubleshoot and Repair Microcomputers Leuk £6.30  
6809 Microcomputer Programmes and Interfacing with Experiments Staugaard £10.20  
Wordprocessors Programmed. Training Guide with Practical Application £  
Digital Circuits and Microcomputers Johnson £9.75  
Experiments in Artificial Intelligence for Small Computers £5.60

## LOGIC

Designing with TTL Integrated Circuits Texas Instruments £10.95  
How to Use IC Circuit Logic Elements Strater £4.85  
110 CMOS Digital IC Projects for the Home Constructor Marston £5.25  
Digital ICs - How They Work and How to Use Them Barber £16.30  
Electronic Design with Off the Shelf ICs Melkson £6.30  
Getting Acquainted with the IC Turner £4.20

## TEST INSTRUMENTS

The Oscilloscope in Use Sinclair £4.00  
How to Get More Out of Low-cost Electronic Test Equipment Genn £5.50

## OP-AMPS

Applications of Operational Amplifiers Graeme £9.20  
110 Operational Amplifier Projects for the Home Constructor Marston £5.25  
Designing with Operational Amplifiers Burr Brown £26.50  
Design of Op-Amp Circuits with Experiments £6.80  
Operational Amplifiers. Design and Applications Tobery £8.95  
Op-Amp Handbook Hughes £15.50

## COMMUNICATIONS

Digital Signal Processing. Theory and Applications Rabiner £24.40  
Electronic Communication Systems Kennedy £8.95  
Principles of Communication Systems Taub £8.40

## THEORY

Introduction to Digital Filtering Bogner £12.25  
Transistor Circuit Design Texas Instruments £10.95  
Electronic Circuit Design Handbook Design of active filters, with experiments: Berlin £6.80

## REFERENCE

Electronic Engineers Reference Book Turner £41.00  
Electronic Components Colwell £4.00  
Electronic Diagrams Colwell £4.00  
International Transistor Selector Towers £10.70  
International FET Selector Towers £4.60  
International Op-Amp Linear IC Selector Towers £8.00  
International Microprocessor Selector Towers £18.00  
Dictionary of Audio - Radio and Video Roberts £16.00  
Dictionary of Electronics Amos £16.00  
Dictionary of Electrical Engineering Amos £16.00  
Dictionary of Telecommunications Amos £16.00  
Giant Book of Electronic Circuits Collins £5.75  
World Radio/TV Handbook Vol. 35 1981 £10.50  
How to Build Electronic Projects Malcolm £6.45  
Modern Electronic Circuit Reference Manual Marcus £33.50

Send to: ETI Book Service, Argus Specialist Publications Ltd,  
145 Charing Cross Road, London WC2H 0EE.

Please send me the following books:

.....  
.....  
.....  
.....  
.....  
.....

I enclose cheque/PO for £ .....

Signed .....

Name .....

Address .....

# CROSSOVER NETWORKS

Put down that inductor you're winding on an old cotton reel and read this article on crossovers and loudspeaker design from KEF Electronics. It'll tell you why you've been wasting your time.

The basic requirements for a high-quality loudspeaker include on the one hand a smooth and uncoloured response maintained over an angle of radiation wide enough to cover the listening area, and on the other, freedom from audible non-linear distortion, together with a combination of efficiency and power handling capacity adequate for the conditions of use. For each drive unit in a multi-way system, there is only one frequency band over which all these requirements are simultaneously satisfied; outside this band there will be regions in which some of them cannot be met. A low-frequency drive unit, for example, if allowed to operate in the high-frequency range, would introduce colouration through diaphragm resonance. Again a high-frequency unit, if allowed to operate at low frequencies at which the necessary diaphragm excursion exceeds the linear limit, would introduce distortion products. To avoid degradation of the overall sound quality by such unwanted contributions, it is therefore essential that the output from each drive unit outside its working frequency range should be reduced to a sufficiently low level by adequate attenuation in the crossover filter.

## Filtering Through

Filters in practice cannot have an infinitely sharp cut-off, so that there is an overlap region around the nominal crossover frequency in which the total sound output is made up of contributions from two different drive units. Ideally, the combined characteristic of each unit working in conjunction with its associated filter network should be such that the sum of the two contributions gives a flat response over the entire transition region; in addition, if the frequency characteristic of a unit within its working band is not quite flat, the network should be designed to rectify this. Each filter has therefore to be tailored to suit the response of its associated drive unit both in the working band and in the nominal cut-off region; moreover, it must be designed to operate into the input impedance of the unit, which will in general be complex and will contain additional components associated with the fundamental resonance of the diaphragm. Finally, the impedance presented by the filters to the power amplifier must be kept within prescribed limits which apply not only to the magnitude or modulus, but also to the relationship between the resistive and reactive components.

To measure the phase shift in a loudspeaker has been until recent times a very difficult operation, largely because of the additional — and much greater — phase shift associated with the time taken for the sound to reach the measuring microphone; this phase shift depends on the distance of the microphone from the acoustic centre of the drive unit, ie that point within the unit at which the sound appears to originate. The exact location of the acoustic centre is initially unknown but can be readily determined by the pulse test method developed by



KEF; a short electrical impulse is applied to the unit, and the complete frequency response, in both amplitude and phase, is derived by computer analysis of the resulting transient sound output. This technique allows the phase shift introduced by the drive unit to be separated from the multiple phase rotations associated with the distance of the microphone from the acoustic centre, so that the position of the latter can be accurately calculated.

## On Target

In designing crossover filters to suit individual drive units, the method adopted by KEF is to consider the overall electro-acoustic response of the network and unit together, and to make this conform as closely as possible to some known filter function that gives adequate attenuation in the cut-off region together with a smooth transition at crossover; the response/frequency relation to be aimed at is referred to as the Target Function and is represented by the symbol  $T(f)$ . The response/frequency function of the drive unit alone, already measured under working conditions, is represented by  $S(f)$ . The next step in design is to compute the frequency characteristic  $H(f)$  of a filter that will convert the existing response  $S(f)$  into the wanted response  $T(f)$ ; the functions  $T(f)$ ,  $S(f)$  and  $H(f)$  are in linear units, not dB, so that the conversion is a multiplication process, ie

$$T(f) = H(f).S(f) \text{ and } H(f) = \frac{T(f)}{S(f)}$$

In specifying the function  $T(f)$  we can use any of the known forms of filter response, ignoring however the circuit configurations conventionally associated with these. The form commonly adopted is that of the classical Butterworth filter. Figure 1

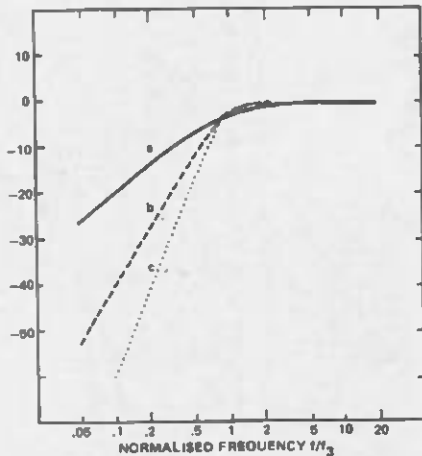


Fig. 1 Butterworth high-pass filter characteristics. (a) 1st order, maximum slope cut-off 6dB/octave; (b) 2nd order, 12 dB/octave; (c) 3rd order, 18 dB/octave.

shows three high-pass filters of this type; the corresponding low-pass characteristics are the same but reversed left to right. All these curves are of the type described in filter theory as 'maximally flat'; this means that the attenuation within the pass band is kept as small as possible down to the nominal cut-off frequency  $f_3$  — at which the loss is 3 dB — without introducing peaks or ripples in the characteristic. The curves in Fig. 1 represent Butterworth characteristics of the first, second and third order; the higher the order, the greater the cut-off slope — which in the three cases illustrated rises to a maximum of 6 dB and 18 dB per octave respectively — but also the greater number of circuit components required.

## Cross Over Choice?

Although a first-order crossover network exhibits such desirable characteristics as unity amplitude and zero phase shift at all frequencies, the relatively slow cut-off rate of 6 dB/octave gives rise to a number of practical difficulties and such designs are not used. Crossover networks of the second order were at one time favoured but now have little application in high-quality systems. The overall frequency response obtained is not flat in the crossover region, but exhibits either a crevasse or a hump, depending on whether the drive units are connected in the same or opposite polarity; moreover, the cut-off slope of 12 dB/octave is still insufficient for many purposes.

Third-order crossovers, on the other hand, satisfy many of the requirements and are widely used. Figure 2 shows a commercial high-frequency drive unit fed through a conventional

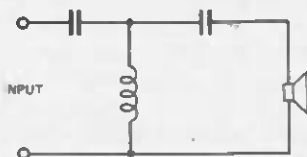


Fig. 2 High-frequency drive unit with conventional 3rd order Butterworth high-pass filter.

third-order Butterworth high-pass filter having a nominal cut-off frequency of 3 kHz, and Fig. 3a the measured amplitude and phase response of the filter unit together; Fig. 3b represents the theoretical response of the filter alone when loaded with a resistor numerically equal in value to the nominal impedance of the unit. Comparing curves (a) and (b) it will be seen that the response of the filter/unit combination deviates substantially from that which the filter was intended to produce. At high frequencies the characteristic is modified by the voice coil inductance, which resonates at 5 kHz with the second capacitor of the filter. From 3 kHz downwards, the cut-off slope, which for a

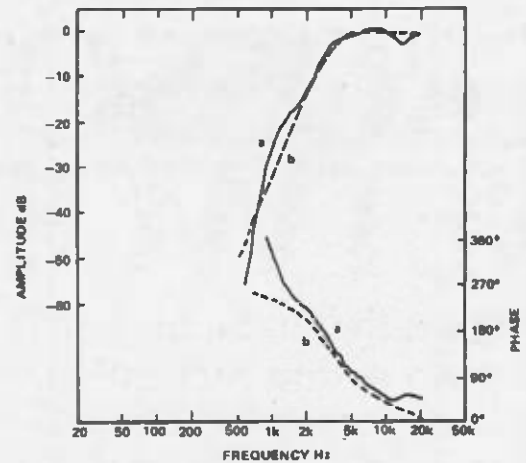


Fig. 3 (a) Measured amplitude and phase response of the Fig. 2 circuit; (b) Theoretical amplitude and phase response of the filter alone, terminated with the correct resistive load.

third-order filter should be 18 dB/octave, starts off at 12 dB/octave and below 1.2 kHz — the fundamental resonance frequency of the diaphragm — increases suddenly to nearly 30 dB/octave. This large change in slope is reflected in the phase shift in the cut-off region, which far exceeds the proper value; the disparity extends up as far as the crossover frequency and would have a significant effect on the overall loudspeaker response in the transition region.

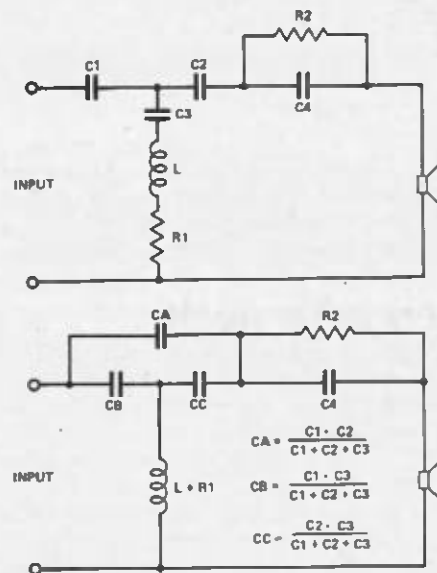


Fig. 4 (a) Computed Acoustic Butterworth filter designed to compensate for the non-flat response and complex input impedance of the high-frequency drive unit; (b) Practical realisation of Acoustic Butterworth filter.

Figure 4a shows the same high-frequency unit with a new network computed by taking the theoretical filter response of Fig. 3b as the target function; Fig. 4b illustrates a different but equivalent circuit configuration adopted for greater convenience in manufacture. The new network compensates for the electro-acoustic characteristics of the drive unit, including the effects of the voice coil inductance and the fundamental resonance. The voltage at the terminals of the unit varies with frequency in such a way as to produce the acoustic response shown in Fig. 5a; over most of the range from 500 Hz to 20 kHz this response conforms closely to the theoretical Butterworth characteristics, reproduced in Fig. 5b, the residual deviations being within  $\pm 1$  dB in amplitude and within a few degrees in phase.

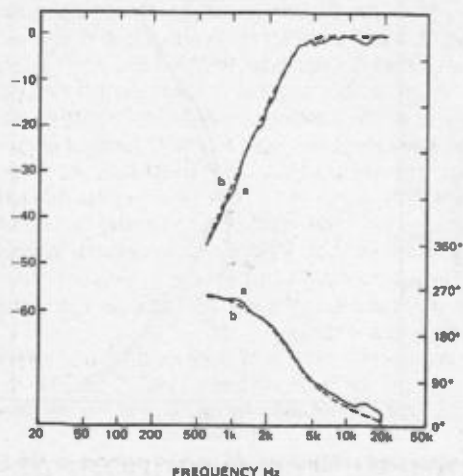
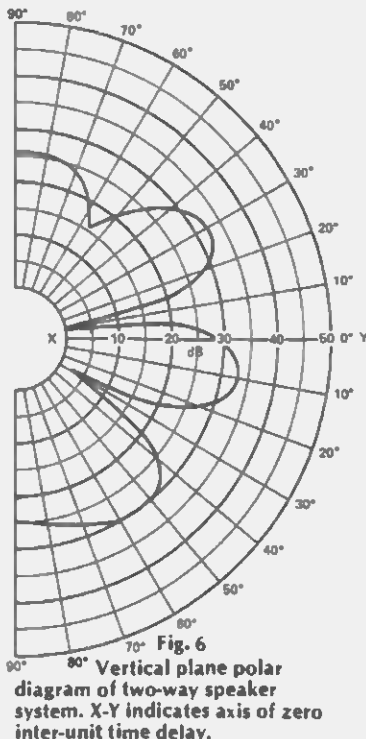


Fig. 5 (a) Measured amplitude and phase response of the high-frequency drive unit with the filter shown in Fig. 4; (b) Theoretical 3rd order Butterworth filter characteristic (as in Fig. 3b).

## Avoiding Interference

For maximum horizontal distribution of sound without interference, the drive units in a multi-way loudspeaker should be mounted one above the other. Because of the unavoidable separation between the units, some interference effects must then occur when the listener is located above or below the design axis and thus no longer equidistant from the different sound sources; the amount of this interference sets a limit to the angle above and below the axis within which the response can be maintained substantially constant.

This situation is further complicated by the phase shift necessarily associated with the high- and low-pass characteristics of the individual filter/unit combinations. The high-frequency drive unit, which at crossover normally has a phase lead over the low-frequency unit, is commonly mounted above the latter; what happens then is illustrated by the polar diagram in Fig. 6, which shows how the loudspeaker response at crossover varies with angle in the vertical plane. It will be seen that the main lobe of the polar



characteristic, instead of coinciding with the axis of zero inter-unit time delay, is tilted downwards and has a maximum amplitude 3 dB above the on-axis response; a great deal of sound energy is thus directed away from the listening area and towards the floor, producing unwanted frequency-dependent reflections which modify the relationship between the direct and reflected sound in the room. Worse still, there is a region, just above the axis, where the outputs from the two units are beginning to get out of phase and at one angle almost cancel each other; as a result, a small vertical displacement produces a large change in the response of the system around crossover, and hence in the spectrum of the reproduced sound.




One way of dealing with this situation is to mount the low-frequency drive unit (or mid-range unit in case of a three-way system) above the high-frequency unit, this turning the polar diagram upside down; the main lobe is then directed away from the floor and the cancellation region placed where it can do little harm. This arrangement is adopted in the KEF Calinda and Cantata loudspeakers. A more radical solution, applied in the KEF Model 105 loudspeaker, is to choose for the target functions a form of filter characteristic that keeps the acoustic outputs from the high- and low-frequency drive units in phase over the whole frequency range, so that the main lobe of the polar curve remains symmetrical about the axis of zero inter-unit time delay. The crossover networks used to achieve this end are of a special type of fourth-order filter which is equivalent to two second-order Butterworth filters in cascade and thus gives a cut-off slope of 24 dB/octave.

## Time Travel

Before leaving the subject of interference, it may be noted that the acoustic centre of a high-frequency drive unit usually lies approximately in the plane of the panel on which the unit is mounted, while that of a low-frequency or mid-range unit is located further back, a short distance in front of the voice coil. The resulting difference in time delay can be allowed for in the physical positioning of the units in the loudspeaker assembly. It is however possible in some cases to achieve the equivalent result electrically by modifying the amplitude response, and hence the phase shift, in the crossover filters in such a way as to introduce a compensating time delay, while still satisfying the basic requirements of flat overall response and adequate cut-off slope. The target functions adopted then differ from the classical forms illustrated above — for example, the high- and low-pass characteristics at crossover may not be of the same order; given the necessary computational facilities, a number of useful variants of this kind can be evolved to meet particular design requirements.





The KEF Calinda (left) and Cantata (far left) loudspeakers avoid interference effects by putting the mid-range drive unit above the high-frequency unit. The KEF 105 II (lead picture) employs a more radical solution.

## Network Synthesis

The design of the KEF Model 105.2 loudspeaker provides a good example of modern methods of network synthesis. The mid-range filter only is considered here: a similar procedure is adopted for the high- and low-frequency networks.

The first step is to examine the frequency response curves of a large number of mid-range drive units, measured under standard production test conditions, and to select one specimen, the characteristic of which coincides with the mean of the production spread. This unit is then mounted in the enclosure designed for the complete loudspeaker system, and its response under these conditions measured without a filter, ie with constant voltage applied to the input terminals.

Since the filter has to be designed to operate into the complex impedance presented by the input of the drive unit, this impedance must now be measured. For the purpose of network synthesis however it is convenient to represent the result by an equivalent electrical circuit with specified component values rather than by a series of resistance and reactance figures at a number of frequencies; this approach makes it easier to calculate the effect of certain parameters of the unit.

The next step is to decide what circuit configuration will produce the best fit to the desired network response curve while using the minimum number of components — taking into account the complex load imposed by the drive unit and the need to present an acceptable impedance to the power amplifier. The order of network required can usually be deduced by comparing the slope of the frequency characteristic for the drive unit alone with that of the target function representing the desired overall response curve. In principle, a number of alternative circuit configurations could be considered at this stage, but in the light of the designer's experience the choice will usually be narrowed down to one or two.

Details of each network to be investigated, the response characteristic required and the equivalent circuit for the drive unit input impedance are now fed into a computer; this is, pro-

grammed to carry out an optimisation routine, which determines the network component values giving the best fit to the desired response curve and also the degree of accuracy achieved. The optimisation process is initiated by assigning approximate values to the various circuit elements; the computer then calculates the effect of making small changes in each element, and retains any of the new values that bring the response nearer to the ideal. This operation is repeated — possibly a thousand or more times — until the residual error in the curve fitting cannot be reduced any further. With the component values thus arrived at, the input impedance of the network is then checked to ensure that it remains within acceptable limits throughout the working frequency range.

The above procedure is repeated, if necessary, for alternative types of network so that a final choice of the optimum circuit configuration can be made.

## Choose Your Components

At this stage the designer has to consider ways of utilising readily available circuit components, avoiding the need for non-standard values and close tolerance limits, both of which add considerably to the cost. The computer program is accordingly re-run with the calculated values of capacitors and resistors replaced by the nearest preferred values. Provided that a sufficiently accurate fit to the target response was achieved in the original calculation, the effect of these changes can be offset without appreciable detriment to the performance of the filter by altering the inductance values in the circuit — a simple matter since the coils are in any case wound to suit the individual design.

The process is now extended to allow for the production spread in component values. By arranging that the deviations of different circuit elements from their nominal values have opposing effects on the overall performance of the filter, it is possible to utilise stock components, having normal commercial tolerances, with very little wastage. The known manufacturing variation in component values, expressed in statistical form is fed into the computer, which calculates the maximum percentage of stock items that can be utilised in this way while keeping the filter characteristics within tolerance. Finally, permissible combinations of component values are worked out and incorporated in the instructions for assembling the networks on the production line.

## Experts Rule OK?

It will now be clear why the standard of reproduction potentially attainable with a modern high-quality system cannot be realised by the home constructor with an assemblage of ready-made networks and drive units selected simply on the basis of their nominal frequency range, impedance and sensitivity ratings. Attempts have been made to ameliorate this situation by publishing descriptions of complete loudspeakers incorporating commercially available drive units, and giving circuit details of the filters to be used. The success of such designs however depends on the extent to which the author has taken into account all the factors referred to and has been able to measure the electro-acoustic characteristics of each type of unit specified allowing for manufacturing tolerances — before attempting to determine the appropriate network parameters.

On the other hand, those manufacturers who have good facilities for acoustic measurement are usually well aware of the various pitfalls in filter design, and by means of computerised data-handling methods are able to produce the components of a multi-way loudspeaker in matched sets. These techniques ensure that the end product — whether in the form of a kit for assembly in an enclosure of prescribed construction such as the V3 speakers in the October ETI, or a complete system — represents the best combination of performance and cost-effectiveness that modern technology can provide.

**32 TUNES DOORCHIME/BURGLAR ALARM**

This doorchime is powered from 9V d.c. source, and has battery back-up facility. It has an automatic tune advance facility and single or dual play options at 3 selectable speeds. A built-in burglar alarm circuit allows construction of a NORMALLY CLOSED alarm system, two bell pushes can be connected, each playing different tunes.



£9.95 + 95p P&P

**DUAL TIME COUNTDOWN ALARM CHRONO**

This superb watch has all the features one would ever need. It has selectable 12/24-hr. display, count-down timer/alarm, dual-time zone, chronograph with lap time facility, 24-hr. alarm with 5 min. snooze facility, back light fully adjustable stainless steel bracelet and we are offering it at our incredibly low price.

£8.95 - 50p P&P

**FLUORESCENT PORTABLE LIGHT**

A very useful battery operated high-power fluorescent light for use in the car or for camping. Uses B'D' size cells and it has a socket for 12V DC input for use in the car. Power consumption is 6 watts. New circuit makes them last longer.

£4.95 - 95p P&P

**WALKIE TALKIES WITH AM RADIO**

These walkie talkies have AM radio built into them. Other features include Morse Code key, volume control and telescopic antenna. Frequency 49MHz AM. Range approx. 1/2th mile.

£19.95 per pair + £1.95 P&P

**SEARCH 2 WALKIE TALKIES**

These are good quality walkie talkies made by GENERAL ELECTRIC CO. Features include Morse Code key and colour code telescopic antenna. Frequency 49MHz AM. Range approx. 1/2th mile. Price elsewhere £19.95. Our price

£12.95 per pair + £1.95 P&P

**MINI COM WALKIE TALKIES**

These are very neat and very small walkie talkies, they will fit in your pocket. Ideal gift for all ages. Frequency 49MHz AM. Range approx. 1/2th mile. Our price per pair is

£10.95 - 95p P&P

**CB/TV1-FM/AIR-PB-WB PORTABLE RADIO**

This is a specialist receiver and it covers frequency bands which are not available on ordinary receivers. It covers 54-178MHz and also receives 40 channel CB. It has volume and squelch controls.

£14.95 + £1.25 P&P

**HANDHELD SPACE INVADERS**

A superb game, provides endless fun for children and adults alike. (WARNING - THIS GAME CAN SERIOUSLY EFFECT YOUR PAST-TIME.) It gives you 30 seconds to hit enemy craft. The elapsed time and 4 digit score is constantly displayed. Score is decremented if you hit a friendly ship or if enemy missile penetrates your defence.

£10.95 + 75p P&P



**POST OFFICE APPROVED TELEPHONE ANSWERING SYSTEM WITH REMOTE CONTROL**

You will never miss that important phone call with this machine. You can call your number from any telephone and with the remote control bleeper check to see if any calls have been recorded. You can then erase or retain the messages. It comes complete with microphone, cassette, remote control bleeper and adaptor. We are offering this system at a very low introductory price. Elsewhere it is being sold for £149.

£119.95 + £2.90 P&P

**FM WIRELESS MICROPHONE**

This high quality Electret microphone can be tuned to transmit in the range 85-95MHz FM. It can be received on any FM receiver, the range depends on the sensitivity of the receiver. Uses one penlight battery which fits inside the microphone. Ideal for parties, discos and clubs.

£8.95 - 50p P&P

**LADY'S SUGAR COATED WATCH**

Beautifully styled lady's LCD watch with matching bracelet. Functions include: hours, mins, sec, month, date and back light. Super value for money. Its available in chrome or gold colour.

£5.95 - 50p P&P

**SLIM PENDANT WATCH**

This watch is beautifully designed as a slim pendant and comes complete with a 26in. long neck chain. The functions include: hours, minutes, seconds, day, month and 4-year auto calendar. Comes in gold colour and is ideal for day and night wear.

£6.95 - 50p P&P

**AM/FM STEREO RADIO**

This is a lightweight 2-band receiver with hot line facility to let you know what is going on around you. It comes complete with stereo headphones and a carrying case. You can wear it on your belt or carry it on your shoulder.

£19.95 - £1.95 P&P

**SILENT ALARM/POCKET PAGER**

This is an individually coded 4 watt radio transmitter and pocket pager receiver. It has a range of 2 miles. It can be used to protect your vehicle or a property and can also be used for paging. Power requirement for transmitter is 12V D.C.

£89.95 - £2.95 P&P

**MINI LCD DESK CLOCK**

This is a very versatile desk clock with large (15mm high) digit LCD. Functions include hours, mins, secs, month and date.

£7.95 - 75p P&P

**ANALOGUE/DIGITAL LCD WATCH**

with dual time, musical alarm, count down timer, chronograph and 12/24 hr selectable display mode.

This Analogue/Digital watch has no mechanical hands. Integral Liquid Crystal display shows time in analogue and digital form. The other features include:

- \* 2nd time zone
- \* Analogue display showing normal time
- \* 24 hour musical alarm
- \* Selectable 12/24 hr display mode
- \* Count down timer
- \* 1/100th sec Chronograph with led time
- \* Digital display shows hours, mins, secs, or hours, mins, date and day of the week
- \* Back light
- \* Alarm test function


We are offering all this at a very low price:

Model 1 with simulated leather strap

£17.95 + 75p P&P

Model 2 with stainless steel bracelet

£19.95 + 75p P&P



**TALKING WATCH**

Speaks the time plus digital display. Speaking and musical alarm function. Lightweight and easy to set and use. Stainless steel strap.

£49.95 + £1.95 P&P

**CASIO AX-210 LCD ANALOGUE + DIGITAL WATCH**

LCD and Digital Display shown side by side. Functions include: daily, hourly & countdown alarms, dual time and stopwatch mode, three selectable melodies, chrome finished case with dark blue surround, and adjustable stainless steel bracelet.

£25.95 + 50p P&P

**PUSHBUTTON TELEPHONE**

This is a superbly styled, one piece, very compact push button telephone with test number redial facility. Ion pressing one button it will redial the last number you dialed. A special MUTE button enables you to talk at your end and without the other party hearing you. The electronic buzzer can be switched on or off.

£23.95 + £1.95 P&P

**LEGAL FM CB TRANSMITTER AND RECEIVER**

£79.95 + £2.90 P&P

SAE for details

**SANYO**

Battery operated mini shaver. Ideal for use while on holiday. Uses one HP7 battery.

£4.95 + 75p P&P

**2-SPEED MICRO CASSETTE RECORDER**

This is a very compact pocket size cassette recorder. It can be used for dictating or any other speech recording purpose. The high speed gives 15 mins of recording on each side and low speed gives 30 mins each side. It runs on 1 PP3 battery or an external 9V DC supply.


£19.95 + £1.95 P&P

£19.95 + £1.95 P&P

**SPACE INVADER BLOCK BUSTER**

Two electronic games in one, with 2 skid levels. 2 digit score and sound effects. It plays a tune at the end of each game.


£15.95 + 95p P&P



**GAME & WATCH**

Watch/game combination. 4 games available, each with two options. Fireman (pictured above) rescuers catch the LCD figures in a net as they jump from a burning building and bounce them into the ambulance. Also available - Exterminator, Juggler and Flagman.

£13.95 - 75p P&P (EACH)



**QUARTZ TRAVEL ALARM CLOCK**

This is a very versatile alarm clock, you can use it in the car, in the kitchen or as a desk top clock. Large 11cm character sized display makes it easy to read from a distance. It has 4-year auto calendar, backlight, AM/FM indicator and alarm on indicator.

£7.95 - 75p P&P



**CAR STEREO PLAYER WITH AM/FM-MPX RADIO**

This compact, quality product is designed to provide you with exceptional listening pleasure. The features include: AM/FM dial-in-door, local distance attenuator switch for better stereo reception, AM/FM indicator, FM stereo indicator. Fast forward and eject button for cassettes, balance, volume and tone controls.

£29.95 + £1.90 P&P

Suitable speakers £5.00 per pair + 55p P&P

**TALKING ALARM CLOCK/STOPWATCH**

This 'Sharp' Talking Clock is a 'state-of-the-art' product. On pressing the button it announces the time. At the preset alarm time a musical alarm is played and again the time is announced. It has 5 mins. snooze facility. Also has a useful timer and speaks time elapsed every 1 min., 5 mins. or 30 mins., whichever is selected in the stopwatch mode it announces the elapsed time at preset intervals or on pressing of a button at any time. It is an ideal gift, especially useful for blind people. Overall size is 114 x 62 x 22mm.

£39.95 + £1.95 P&P

**AKHTER INSTRUMENTS LTD.**  
11-15 BUSH HOUSE  
HARLOW, ESSEX CM18 6NS U.K.  
Tel. 0279 723452

PHONE YOUR BARCLAYCARD OR ACCESS NUMBER FOR IMMEDIATE DESPATCH 24 hour service



**GUARANTEE:** All our products are guaranteed for a period of 1 year. We also offer a 10-day money back guarantee. If you are not completely satisfied with our product, then return within 10 days in same condition as you received it. All our products are fully tested before despatch. Please add 70p for watch presentation case.

# MASTER ELECTRONICS NOW!

## The PRACTICAL way!

This new style course will enable anyone to have a real understanding of electronics by a modern, practical and visual method. No previous knowledge is required, no maths, and an absolute minimum of theory.

You learn the practical way in easy steps mastering all the essentials of your hobby or to start or further a career in electronics or as a self-employed servicing engineer.

All the training can be carried out in the comfort of your own home and at your own pace. A tutor is available to whom you can write personally at any time, for advice or help during your work. A Certificate is given at the end of every course.

You will do the following:

- Build a modern oscilloscope
- Recognise and handle current electronic components
- Read, draw and understand circuit diagrams
- Carry out 40 experiments on basic electronic circuits used in modern equipment
- Build and use digital electronic circuits and current solid state 'chips'
- Learn how to test and service every type of electronic device used in industry and commerce today. Servicing of radio, T.V., Hi-Fi and microprocessor/computer equipment.



New Job? New Career? New Hobby? Get into **Electronics** Now!

**FREE!**

COLOUR BROCHURE



POST NOW TO:

Please send your brochure without any obligation to

I am interested in:

ETI/12/820

NAME \_\_\_\_\_

ADDRESS \_\_\_\_\_

- COURSE IN ELECTRONICS as described above
- RADIO AMATEUR LICENCE
- MICROPROCESSORS
- LOGIC COURSE

OTHER SUBJECTS \_\_\_\_\_

BLOCK CAPS PLEASE

**British National Radio & Electronics School** Reading, Berks. RG1 1BR.



# TV SOUND TUNER

We can't do much to improve the quality of the programmes on TV but at least we can do something about making the sound a bit higher-fi. Design by Bill Nemes. Development by Rory Holmes.



In the cut-throat world of consumer electronics, one of the questions designers apparently ponder over is 'Will anyone notice if we save money by chopping this out?' In the field of domestic TV sets, one of the first casualties always seems to be the sound quality; small speakers are used for cheapness and to reduce the size of the set, tone controls are rare, and as for separate bass and treble drivers — overdrafts at the ready if you want them.

This is a pity really, as the TV companies do their best to transmit the highest quality sound possible, using a FM modulated sound carrier. Perhaps the TV manufacturers think that viewers are going to be so engrossed by what's on the screen that they won't notice the inferior sound reproduction. Obviously they haven't watched television lately...

## Get In Tune

Naturally the more discerning members of the public (ETI readers, for example) will be dissatisfied with this state of affairs, and the easiest remedy is to build this TV Sound Tuner. The unit is designed round a ready-built and aligned UHF tuner module which is soldered directly onto the PCB containing the IF detector circuitry. The IF board filters out the sound carrier from the video, which is ignored (unless you want to try building a colour television, with Teletext, Prestel, remote control... oh alright, forget it), and the demodulated audio signal can be fed directly into your hi-fi, free from the abuse it normally receives at the hands of your telly.

ETI DECEMBER 1981


Since TV sound is broadcast in mono (at present, anyway), an optional 'stereo simulator' based on a Mullard preamp module has been included in the design. With an eye on the future, four tuning pots are provided so that the fourth TV channel can be catered for when it arrives. The required tuning voltage is fed to the varicaps by a four-way selector switch.

The signal from the aerial has to be split so as to feed both the TV and the Sound Tuner, and first we toyed with the idea of fitting the tuner with 'aerial in' and 'aerial out' sockets, like a video recorder. But splitting a UHF signal involves, among other bits and pieces, the use of a balun coil and winding one of these just isn't worth the effort. Do what we did and buy an aerial splitter from your local accessory shop

— it's cheaper, neater, easier and quicker. Ours cost £1.53.

## A Classic Case

The kit supplied by RTVC (see Buylines) includes the PCB (which you will have to drill yourself), all the components for this board including the pre-aligned UHF tuner, a rotary switch for channel selection and the mains transformer. If required, the stereo simulator preamplifier module (which is supplied ready-built) can be obtained for an additional charge. Items which are not supplied include aerial and audio sockets, wire, the potentiometer for the stereo blend, mains switch, power-on neon and case. The case we used was from West Hyde Developments' Classic II range — everything fits in quite neatly.



Assembly of the main board is straightforward. Take the usual precautions with the orientation of the ICs, diodes and electrolytic capacitors. To make life easier the PCB is overprinted with the component positions. The tuner module and the coils will only fit the board one way round, with the exception of L6. This coil should be soldered so that the printing on the can faces away from the tuner module.

L2 is to be wound by the constructor using the 18 swg wire supplied in the kit; it consists of  $3\frac{1}{4}$  turns around a 10 mm former (which is removed before soldering the coil to the PCB).

The values of C9 and C16 are not critical and the components supplied with the kit will depend on availability.

We mounted our PCB on stand-off spacers so that the varicap multitrans control pots are positioned level with holes drilled in the side of the case — these pots should only need to be set up once, using a small screwdriver. The position of the transformer, preamp board and the other hardware can be seen from the photographs, and the wiring diagram shows how to connect up all the various bits.

## Alignment

As only the sound is to be extracted, the only equipment required is a non-metallic tuning tool. While monitoring the audio output tune L6 to receive maximum noise (or station if you were lucky enough to receive it the first time). Tune the selected multitrans pot to receive a station and adjust L5, L4, L3 and L1 for maximum output. Note that tuning of L1, L3 and L4 will appear 'flat', particularly in high signal strength areas. (R1 may be reduced should overloading occur).



This is the aerial splitter that we bought — much easier than making one. The aerial plugs into the socket on the right, while those on the left connect to the TV set and the tuner.

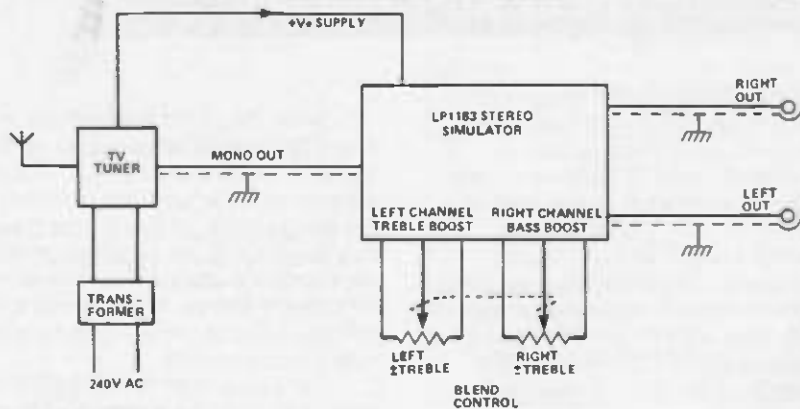



Fig. 1 Block diagram of the TV tuner.

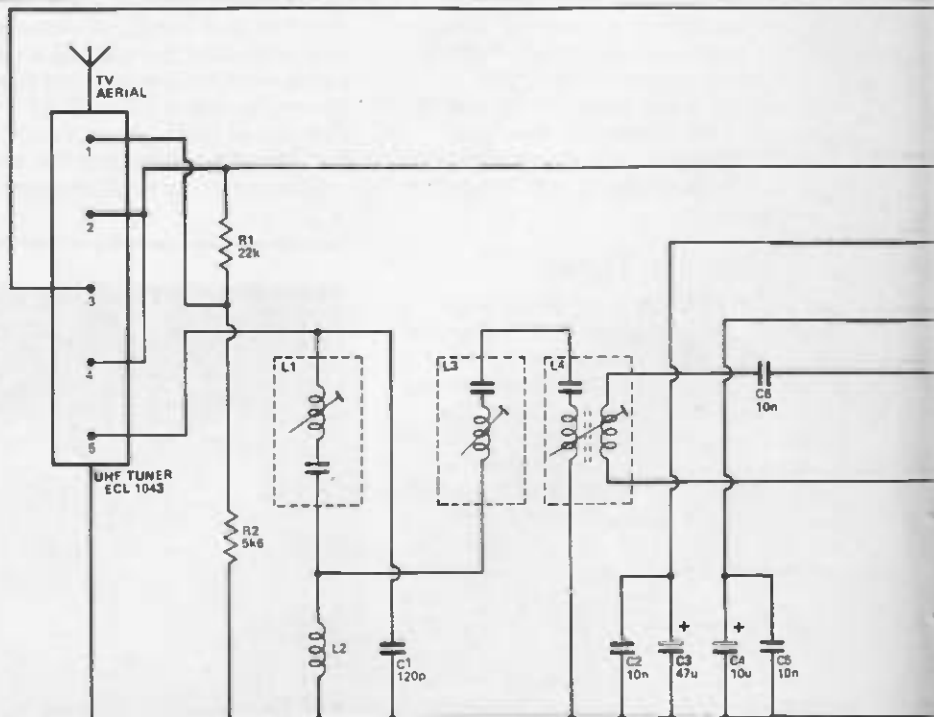


Fig. 2 Circuit diagram of the ETI TV Sound Tuner. The optional 'stereo simulator' board is supplied ready-built.

# PROJECT : TV Sound Tuner

## HOW IT WORKS

The ECL 1043 is a ready built and aligned varicap-tuned UHF tuner. Its 38 MHz IF output contains AM modulated video and FM modulated sound carrier frequencies. Pin 1 is the AGC input which is not used; R1 and R2 form a potential divider to preset the gain. The 38 MHz output is connected to IC1 via input-trapping circuitry. IC1 is an IF amplifier/video detector chip tuned by a single coil L5. As the sound carrier is spaced 6 MHz from the vision carrier frequency, the output on pin 12 contains the demodulated video (positive) and the 6 MHz FM modulated sound carrier frequency. The video is removed by using a 6 MHz ceramic filter. The filter also sets the operational frequency of IC2, which is an FM IF amplifier/quadrature detector chip. Detection alignment is obtained by adjustment of a single coil L6, which provides the quadrature signal to the coincidence gate detector. Audio output is recovered at pin 14.

In preference to a multi-secondary transformer a readily available 7V5 single secondary transformer is used, at the expense of a few extra components. The supply voltage to the ICs and tuner is derived from a full wave voltage doubler. The tuning voltage is further quadrupled, filtered and regulated by IC3.

The stereo simulator is simply a stereo preamplifier with a bass control in one channel and a treble control in the other. A dual pot is used to control the cut and lift of these tone controls, so as the pot is rotated the high and low audio frequencies are directed to opposite speakers and a 'stereo' effect is obtained.

## BUYLINES

A kit of parts containing those items listed in the text will be available from RTVC Ltd, 21E High Street, Acton, London W3 6NG (mail order only). The TV tuner costs £11.45 plus £1.50 p&p; the transformer is £1.50 plus £1.50 p&p (p&p free on transformer if ordered with kit); and the LP1183 preamp costs £1.95 plus 75p p&p. The case is available from West Hyde Developments — order as CL2 AEL.

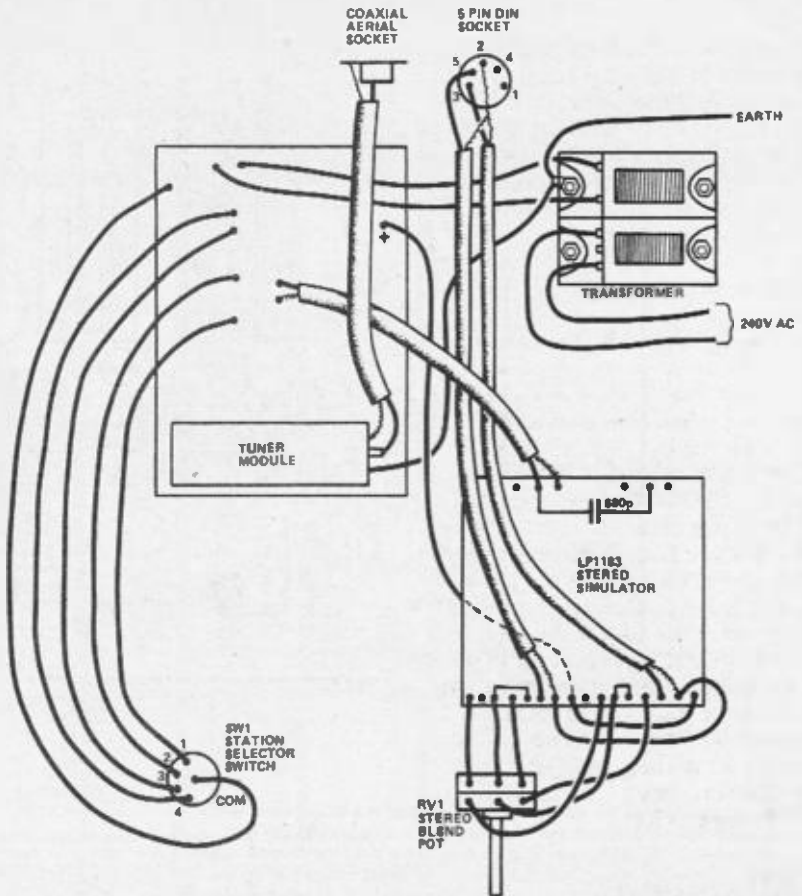
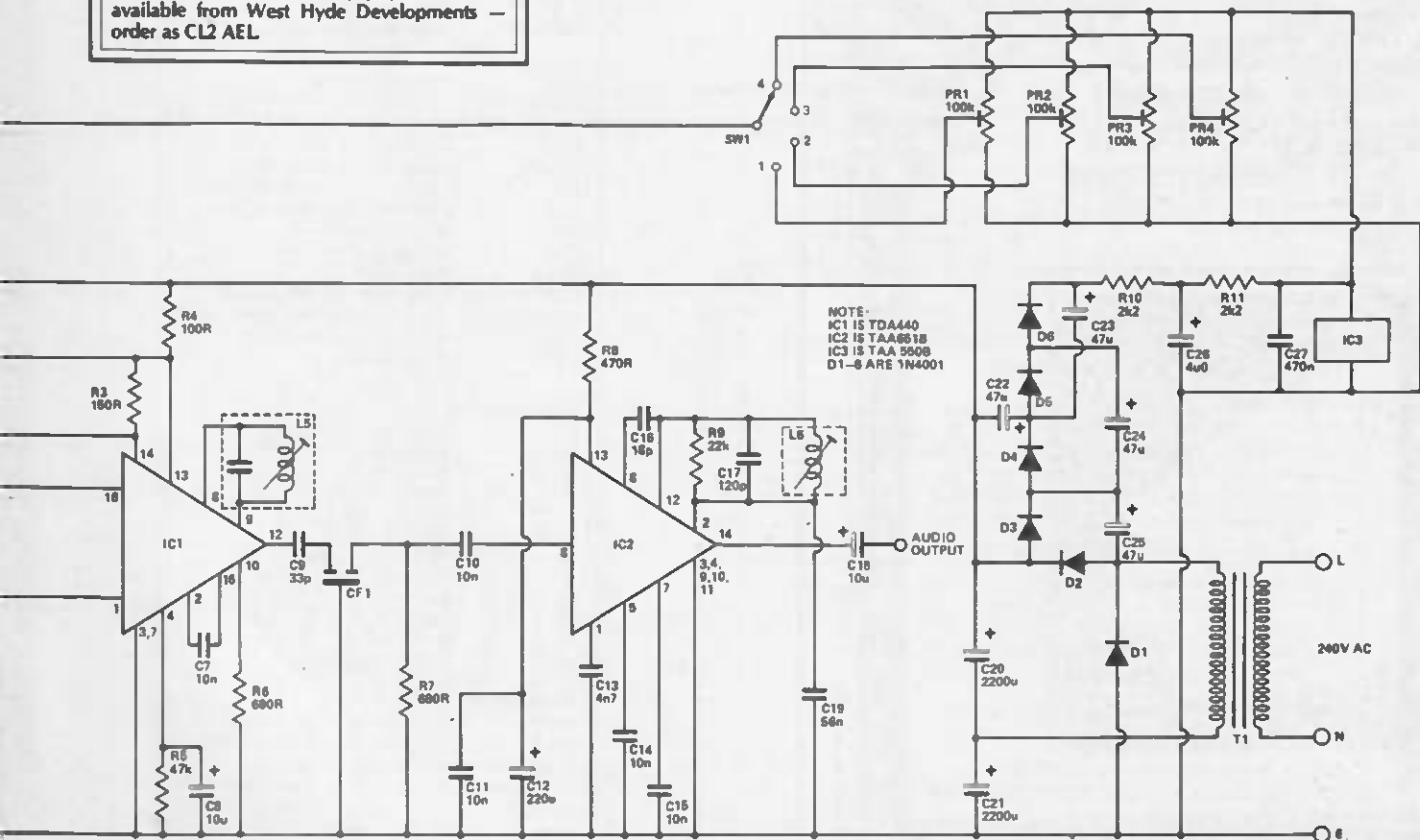


Fig. 3 Wiring diagram for the tuner project. Make sure you use shielded cable for the audio connections and UHF coax for the aerial connection, as shown, and don't forget to make the earth connection to the case of the tuner module.



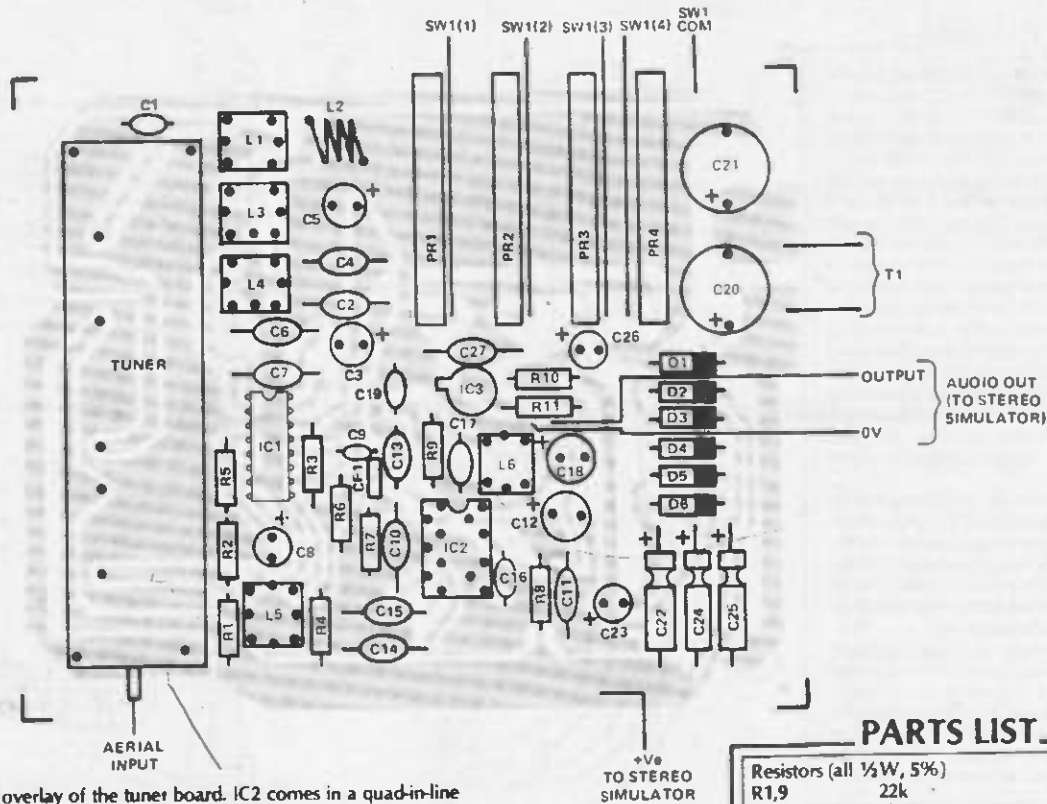


Fig. 4 Component overlay of the tuner board. IC2 comes in a quad-in-line package, so you'll have to solder it directly rather than use a socket. Do this quickly and carefully! Also make sure that L6 goes in the right way round — with the printing away from the tuner module. CF1 can be fitted either way round.

## PARTS LIST

<b>Resistors (all 1/2W, 5%)</b>	
R1,9	22k
R2	5k6
R3	150R
R4	100R
R5	47k
R6,7	680R
R8	470R
R10,11	2k2
<b>Potentiometers</b>	
PR1-4	100k varicap multitem controls
RV1	220k dual linear pot
<b>Capacitors</b>	
C1,17	120p polystyrene
C2,4,6,7	10n polystyrene
10,11,14,15	47u 16 V PCB electrolytic
C3,23	10u 25 V PCB electrolytic
C5,8,18	33-39p polystyrene (see text)
C9	220u 16 V PCB electrolytic
C12	4n7 polystyrene
C13	18-22p ceramic (see text)
C16	56n mylar
C19	2200u 16 V PCB electrolytic
C20,21	47u 25 V axial electrolytic
C22,24,25	4u0 40 V PCB electrolytic
C26	470n polyester
C27	
<b>Semiconductors</b>	
IC1	TDA440
IC2	TAA661B
IC3	TAA550B
D1-6	1N4001
<b>Coils</b>	
L1	D1 (Toko)
L2	see text
L3	D3 (Toko)
L4	D8/9 (Toko)
L5	D10 (Toko)
L6	34721 (Toko)
<b>Miscellaneous</b>	
SW1	1-pole 4-way rotary switch
SW2	miniature DPDT mains switch
CF1	6 MHz ceramic filter
UHF tuner ECL 1043 (Mullard); transformer (7V5 secondary @ 100 mA minimum); LP1183 preamp (if required); mains neon; UHF aerial socket; 5 pin DIN socket; PCB; case.	

## Editorial Assistant for Hobby Electronics

We are looking for a bright, keen person to join the HE editorial team. Basically, the job involves turning bright ideas into intelligible print. No special qualifications are required but a sound understanding of electronics and the ability to write clearly and simply will be necessary.

Essentially, we are looking for someone with an interest in turning their knowledge of electronics into a career in magazine publishing. You supply the enthusiasm and we'll turn you into a journalist!

The ideal person will probably be young (though we're prepared for anything), only slightly crazy, with a warped sense of humour and able to cope with situations that would send a professional journalist into fits of hysteria.

Apply in writing enclosing CV, to:

**Managing Editor,**  
Argus Specialist Publications Ltd,  
145 Charing Cross Rd, London WC2H 0EE



# Get a great NEW deal from Marshall's

A MARSHALL (LONDON) LTD.  
KINGSGATE HOUSE  
KINGSGATE PLACE  
LONDON NW6 4TA.  
MAIL ORDER BY FAX 081 249R SERVICE  
INDUSTRIAL SALES 01 378 1009

ALSO RETAIL SHOPS AT  
325 EDGWARE ROAD, LONDON NW2 0J 728 4142  
85 WEST REGENT STREET, GLASGOW, 041 222 4123

WE TAKE ACCESS - AMERICAN EXPRESS - BARCLAYCARD CARD DINERS

PLEASE ADD POSTAGE/PACKING 60p UNLESS STATED  
ALSO 15% VAT ON TOTAL

## RECHARGEABLE NICKEL CADMIUM BATTERIES & CHARGERS

TYPE	VOLTS	AV. CAP.	PRICE
S101 (HP7)	1.25	0.5AH	£1.13
Sub C (HP11)	1.25	1.2AH	£2.26
Sub D (HP2)	1.25	1.2AH	£2.56
Penlight 4 Charger for 1-4 HP7			£6.50
Combox FW61 Charger for HP7, HP11, HP2			£16.50

## CAPACITORS

SIEMENS ELECTROLYTIC CAPACITORS	SIEMENS CERAMIC CAPACITORS	SIEMENS DISC CERAMIC CAPACITORS
0.15 250V 10% 1000µF	01 022 400V 10% 100µF	4.7 100 12 22 80 16
0.22 250V 10% 1000µF	033 500V 10% 100µF	10 100 18 22 80 16
0.33 250V 10% 1000µF	052 750V 10% 100µF	10 100 18 22 80 16
0.47 250V 10% 1000µF	088 750V 10% 100µF	47 25 18 47 80 16
0.68 250V 10% 1000µF	122 100V 10% 100µF	100 25 20 100 100 44
1.0 250V 10% 1000µF	150 100V 10% 100µF	220 15 19 220 25 32
1.5 250V 10% 1000µF	220 100V 10% 100µF	1000 45 14 1000 75 80
2.2 250V 10% 1000µF	330 100V 10% 100µF	2200 18 16 2200 25 32
3.3 250V 10% 1000µF	470 100V 10% 100µF	3300 48 12 3300 75 80
4.7 250V 10% 1000µF	680 100V 10% 100µF	4700 25 15 4700 75 80

MANY OTHER RANGES CAPACITORS INCLUDE MULLARD C780  
MULLARD, SIEMENS CERAMIC, SIEMENS B41070 RADIAL,  
HIGH VOLTAGE DISC CERAMIC, ETC.

In addition to items specified in this advertisement, we carry a large range of Thandar (Sinclair) and Leader Test Equipment including Oscilloscopes, Multimeters, Frequency Counters, Signal Generators etc. Send large SAE for details quoting Ref. ETI 11.

We also stock a comprehensive range of I.L.P. Toroids and Hi Fi Modules, Veroboards, Miniature Mains Transformers, Bahco Tools, Antex Soldering Irons, Solder, Dil Sockets, Qmax cutters, etc.

All your electronic needs catered for. Send 75p for our latest catalogue post paid.

VISIT OUR  
STAND  
AT  
**BREAD-  
BOARD  
81**  
11th-15th  
NOVEMBER  
1981

New "Chip Shop" Electronics Construction Kits, make ideal presents for the younger enthusiast beginner

also  
More Advanced "Electronics Construction" Kits

See them at our Stand at  
**"Breadboard" 81**

or our shop at  
325 Edgware Road,  
London NW2

## SPECIAL THIS MONTH SIEMENS ELECTROLYTIC CAPACITORS

B41010 AXIAL	B41070 RADIAL	DISCOUNTS CAN BE ARRANGED FOR QUANTITY PURCHASES
220/63v 36p	1000/63v £1.50	
220/100v 40p	2200/25v £1.50	
470/25v 33p	2200/40v £1.75	
470/40v 35p	2200/63v £2.05	
470/63v 45p	4700/25v £2.00	
470/100v 75p	4700/40v £2.10	
1000/25c 45p	4700/63v £3.60	
2200/25v 75p	10,000/25v £3.15	
2200/40v 95p	10,000/40v £3.75	
4700/ 75p		

## BRIDGE RECTIFIERS

W005 1A/50V	28
W01 1A/100V	32
W04 1A/200V	35
S005 2A/50V	39
S01 2A/100V	44
S04 2A/100V	45
PW005 6A/50V	80
PW01 6A/100V	83
PW02 6A/200V	90
PW04 6A/500V	95
K005 25A/500V	2.15
K01 25A/600V	2.25
K02 25A/700V	7.41
K04 25A/800V	2.95
BY164	56
BY179	60

## THYRISTORS

T1C108A 4A/100V	38
T1C108B 4A/200V	43
T1C106H 4A/600V	52
T118A 8A/100V	55
T118B 8A/200V	57
T118C 8A/300V	58
T116D 8A/400V	86
T1C126A 12A/100V	63
T1C126B 12A/200V	65
T1C126C 12A/300V	66
T1C126D 12A/400V	70
T1C126E 12A/600V	86
B5T0166 4 7A/100V	25
B5T0206 4 7A/200V	30
B5T0743 4 7A/700V	1.30

## TRACS

T1C206D 4A/400V	54
T1C250 6A/400V	64
T1C260 8A/400V	66
T1C260 12A/400V	84
T1C240 16A/400V	1.05
T1C250 20A/400V	1.50
T1C260 22A/400V	1.85

FULL RANGE OF DIODES, ZENER DIODES

## CMOS INTEGRATED CIRCUITS

CD4001B .14	CD4013B .33p	CD4022B .85	CD4043 .60	CD4068 .18	CD4086 .54
CD4002 .14	CD4014 .60	CD4023B .18	CD4047B .74	CD4069 .14	CD4098 .85
CD4007 .16	CD4015 .60	CD4024B .40	CD4051B .60	CD4071B .18	CD4098B .93
CD4008B .60	CD4016 .30	CD4025 .14	CD4052B .60	CD4072 .18	CD4510B .65
CD4009 .30	CD4017B .45	CD4028B .57	CD4060B .86	CD4073B .19	CD4511 .50
CD4010 .36	CD4018B .60	CD4035B .80	CD4063B .94	CD4075B .19	CD4514 1.50
CD4011B .14	CD4019B .32	CD404 .55	CD4066B .35	CD4081B .16	CD4518 .45
CD4012 .16	CD4020B .60	CD4041B .60	CD4067 3.90	CD4082 .19	CD4520 .68
	CD4021 .65	CD4042B .55	CD4050B .27	CD4085 .80	CD4522 1.10

## TRANSISTORS TTL SN74 SERIES

7400 .19	7414 .50	7441 .60	7473 .28	7495 .58	7411 .77
7401 .14	7416 .25	7442 .45	7474 .28	7494 .34	74175 .80
7402 .19	7417 .25	7445 .72	7475 .29	74107 .28	74177 .80
7403 .12	7420 .16	7446 .45	7476 .30	74121 .25	74184A 1.25
7404 .10	7423 .25	7447 .46	7483 .60	74122 .50	74185 1.25
7405 .20	7425 .25	7448 .45	7484 .95	74123 .45	74189 2.90
7407 .27	7427 .29	7449 .15	7485 .75	74141 .45	74190 .85
7408 .19	7427 .29	7450 .15	7485 .75	74145 .75	74191 .85
7409 .19	7430 .17	7451 .17	7486 .25	74148 .95	74192 .85
7410 .15	7432 .24	7452 .15	7489 2.00	74150 .95	74193 .85
7411 .22	7437 .24	7453 .15	7490AN .28	74155 .60	74196 .85
7412 .18	7438 .25	7470 .30	7491AN .60	74160 .65	74197 .70
7413 .28	7440 .14	7472 .28	7492N .30	74164 .85	74198 1.40
			7493N .28	74165 .85	74199 1.40

## TRANSISTORS 74LS SERIES

74LS00 .16	74LS03 .30	74LS51 .15	74LS93 .39	74LS161 .60	74LS192 .58	74LS373 .79
74LS01 .16	74LS14 .50	74LS74 .28	74LS96 .120	74LS165 .110	74LS193 .69	74LS377 .97
74LS02 .16	74LS20 .16	74LS75 .38	74LS109 .70	74LS169 .200	74LS745 1.45	74LS447 1.80
74LS03 .16	74LS32 .16	74LS85 .75	74LS138 .50	74LS170 2.50	74LS257 .60	
74LS04 .18	74LS33 .20	74LS86 .30	74LS151 .35	74LS174 .75	74LS273 1.20	JUST A SELECTION
74LS08 .16	74LS49 .76	74LS90 .40	74LS157 .42	74LS181 2.50	74LS365 .35	
74LS12 .20	74LS51 .18	74LS91 .79	74LS160 .47	74LS191 .51	74LS368 .38	

ALL PRICES EXCLUSIVE OF VAT

## SIEMENS LED

5.8mm red, yellow, green LD5 Series	.16	TIL 209	.18
3.2mm red, yellow, green LD3 Series	.14	TIL 228	.35
Flashing diodes LD599 (3Hz)	.70	TIL 78	.60
LD80A Rect & red	.14	BPW34	1.18
LD86/87A Rect & yellow/green	.20	LD 271	.40
		4N25	.90

## CLOCK MODULES

MA 1002H Alarm 24 hr. (require transformer)	3.50
MA 1012 Alarm 12/24 hr. (5.2V & 16V Secs.)	3.50
MA 1003 12V Car Clock	12.50
MA 1026 Alarm/Thermometer	11.50
Case for MA 1003	1.00

## LED DISPLAYS

NSN 3914, 3915, 3916, Bar Graph	4.95
NSN 581/582 Two Digit/Segment	2.00
NSN 5881/5882 Four Digit/Segment	3.95

Please note that all "Mail Orders" should be addressed to:  
**Kingsgate House,  
Kingsgate Place,  
London NW6 4TA**  
quoting Ref: ETI 12

PROGRAMMABLE CALCULATOR

CASIO FX-702P



# CASIO FX-702P

**Don't they ever sleep at Casio? No sooner do we review the FX 602P than its big brother the FX 702P drop through our letterbox. Peter Freebrey has been probing at the push-buttons to make this report.**

First the Casio FX 502P, more recently the FX 602P and now we have the FX 702P. If my memory (unfortunately somewhat intermittently volatile!) serves me correctly the FX 502P was hailed as 'better than sliced bread'; sounds a bit crusty now but it helped persuade me to buy one of those little beauties back in 1980! The FX 602P was also rated highly and 'recommended to anyone seeking a powerful portable machine, which has comprehensive control over memory and data space'.

The FX 702P (RRP £134.95) follows in this fine Casio tradition, offering a lot more than its predecessors in that it has moved away from being an uprated programmable calculator (such as the FX 602P) to what is Casio's answer to the Sharp PC1211 — a fully fledged pocket computer. The FX 702P offers full alphanumeric capabilities and according to the instruction manual 'uses BASIC program language'. Although this may appear to be true at first sight, Casio's BASIC does vary more heavily from the norm on this score. It is generally perfectly understandable to anyone with a knowledge of another dialect of BASIC and would be mastered just as quickly as any other form of BASIC by the newcomer. A number of instruction words are used in a shortened form, for example: PRINT becomes PRT, INPUT is INP, GOSUB is GSB, RETURN becomes RET, and so on. This minor variation was presumably brought about by a desire on Casio's part to save on display space (not to mention keeping the small keyboard clutter down to a minimum), and to follow the successful pattern of their previous programmable calculators. Reasonably logical on such a machine (machine?!), but is it still BASIC? I suppose one must concede that it is but do we look to a future generation of pocket computers sporting such commands as PT, GB, RT, IN? There are also one or two small anomalies; on the FX 702P RND (is an instruction to round

off a number whereas in some other BASICs RND (is a call for a random number. Also, GET on the FX 702P is a tape handling command only ... not an instruction to 'get' a character from the keyboard, a function which is performed on the FX 702P by Casio's KEY command (not unlike other dialects' INKEY).

All in all slightly different from other BASICs, but perfectly workable once you have handled it for a relatively short time. Having struggled for a long time to familiarise myself with the standard (ugh!) QWERTY keyboard layout, I now have to relearn the positions of the letters of the alphabet!

From the above the FX 702P clearly shows its programmable calculator antecedents; it also has some fairly heavy guns on the statistical analysis front. The obvious question must be how it will compare with the Sharp PC1211. It offers more facilities than the Sharp and is in some ways more versatile. The comprehensive program library supplied with the FX 702P contains mainly scientific applications, many of them rewritten for use on the FX 702P from the previous FX 502 and FX 602 libraries. It will undoubtedly find many supporters from existing Casio programmable owners and I think its popularity will grow as its full capabilities are realised. The review model performed perfectly without a hitch and appears to do all that is claimed of it.

The instruction manual supplied, like many other manuals, is not all that one might expect. In this instance it suffers on two counts; the slightly stilted and occasionally unnecessarily involved English is probably due to inadequate translation facilities, and although all functions are explained somewhere there is no comprehensive index of list of them — so, if I have got it right, treasure the table of functions/commands that I've provided!

The FX 702P, like the FX 602P, offers the user the option of

defining the available memories at the expense of program steps. You can choose from 26 memories and 1680 program steps to 226 memories and 80 program steps. As an indication of steps required for a program:

```
10 PRT,10 GSB and 1000 PRT ..... use four steps
10 PRT "" ..... uses six steps
10 PRT "HOW MANY STEPS" ..... uses 22 steps
```

So it would seem to be something like two steps for line number, two steps for BASIC command words and one step for each character.

The LCD display is very clear and a control for the contrast of the display is provided. 62 characters may be written on one line, 20 of them being displayed at any one time. The display scrolls to the left to enable long strings of text to be read. The characters are made up of a 7 x 5 dot matrix and no confusion arises between any two characters.

Also following previous practise, the FX 702P has a MODE key which defines the current status or mode that the machine is executing, thus:

- MODE 0 ... RUN, manual and program calculation mode
- MODE 1 ... WRT, program writing, checking and editing mode
- MODE 2 ... TRACE, program RUN line by line in debugging mode
- MODE 3 ... TRACE off
- MODE 4 ... DEG, unit of angular measure will be degrees
- MODE 5 ... RAD, unit of angular measure will be radians
- MODE 6 ... GRA, unit of angular measure will be grads
- MODE 7 ... PRT, print output mode if printer connected
- MODE 8 ... PRT off

In MODE 0 the FX 702P can be used either in the direct mode as a calculator or will RUN any currently stored programs from any one of the 10 'program areas' designated P0-P9. In direct mode and using the minimum number of memories each memory is assigned a label A-Z. You may therefore assign these memories by keying A = 2, B = 5, C = 1.234 etc. Should you use these characters as variables in a program they will either have the value already entered (A = 2, B = 5 etc), or if reassigned within the program the original value stored will be lost. Quite straightforward but you must make a note of what variable names and memory locations you have used. Which is normal practise, is it not.....!

All the normal operators (+ - / \* ^ = < > ≠ < >) and punctuation (.,:;?! ) that you would expect to find on a BASIC language computer are available, together with a large number of predefined functions/command words. These are selected either by keying one of the two function select keys F1 and F2 followed by one other key, or by keying in the appropriate keyword using the alpha keys. So the PRINT command may be obtained either by pressing F1 and ; or by pressing PRT. Both result in PRT displayed.

Not only but also — there are some commands available only by keying in the appropriate keyword, for example CLR, CLR ALL, CNT, MX, MY and so on — wow!

## Find The Function

With all computers there are usually a few functions/commands that are either missing or behave in a manner that is not what the user wants or expects. With computers above a certain complexity it is normally possible to persuade them to do what you want even though the specifications would have you believe that a particular facility is not available. The FX 702P has a few such grey areas so perhaps the following hints will help.

To utilise MID( the string to be operated upon can only be assigned one name/label — \$. This may be up to 30 characters long but *must* be called \$. String variables A\$, B\$, C\$ etc may on-

ly be up to seven characters long so you cannot directly extract a string of over seven characters from the possible input of 30. Should you wish to do so try this: check for the length of the string using LEN(, if it is over seven characters long use MID( to extract a portion of this string and assign this to A\$. Take the next portion of this string and assign to B\$, the next C\$ and so on. When you need to display or use the overlength string for further string handling call up A\$+B\$+C\$ either as PRT A\$+B\$+C\$ or \$ = A\$+B\$+C\$. This is called string concatenation.

Missing from your BASIC vocabulary is VAL, the BASIC command that returns the numeric representation of a string; if the string is not numeric a zero is returned. This means that if you use the command KEY to enter a character from the keyboard that character can only be string variable and although it may be a numeral 0-9 you may not perform arithmetic on it directly. One way to overcome this is to use a series of IF commands so:

```
10 A$ = KEY:IF A$ = "" THEN 10
20 IF A$ = "1":X = 1
30 IF A$ = "2":X = 2
```

and so on. You now have X assigned to the numerical value obtained by using the KEY command.

Other common functions missing from Casio's BASIC are REM, READ, DATA and ON...GOTO. At first sight the missing REM is a nuisance and it means you cannot include any non-operative program information within the program. Fear not, where there is a will there is a way (sometimes!). How about a program line like this:

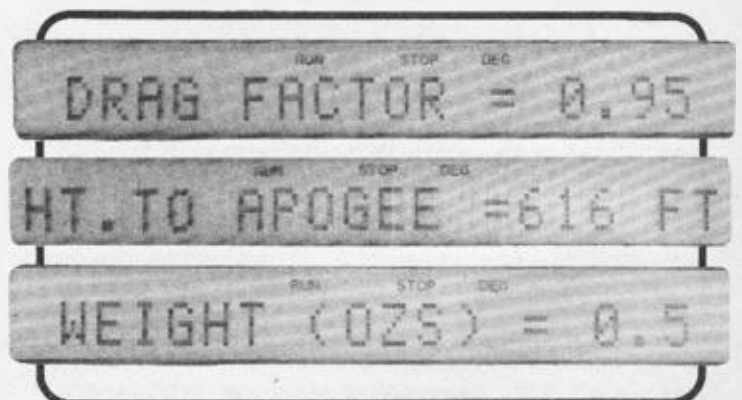
```
20 GOTO 30:THIS IS A HIDDEN REM
```

On executing the GOTO the computer ignores the text after the colon — so who needs a REM command! I'll let you think of ways around any other missing statements!

## Tape Measures

A cassette tape recorder in conjunction with an FA-2 adaptor may be used to store programs or data on tape. The paragraph concerning this in the manual is a wonderful example of a (presumably) Japanese/English translation inferring that a magnetic tape recorder may be used to store important programs and data but that another type of recorder can also be used for recording (alto, bass, tenor?)

One could go on for some time praising and explaining the functions and capabilities of the FX 702P, which like all computers has characteristics unique to itself. The proof of the pudding is in the eating; I certainly enjoyed my feast with this latest offering from Casio. Look at the table of Functions/Commands and judge for yourself...



COMMAND	KEYING SEQUENCE	RESULT
EXE	EXE	EXEcute, instructs computer to action current instruction, enters program line.
MODE	MODE	Selects operating MODE — RUN, WRT, debug TRACE, unit of angular measure and printer operation
F1	F1	1st Function key (coded red)
F2	F2	2nd Function key (coded blue)
C	C	Deletes character to left of cursor
CLR		Deletes current program area
CLR ALL		Deletes all program areas
AC	AC	Clears display, terminates RUNing of program, will switch computer back on after auto shutdown
STOP	STOP	STOPs execution of program
CONT	CONT	CONTinues execution of STOPped program
ANS	ANS	Displays result of previous calculation
STAT	STAT	Input mode for performing statistical calculations
ASTAT	F1 ANS	Displays results of statistical calculations
SAC	F1 ,	Clears statistical summation memory
INS	F1 C(clear)	Inserts space at cursor position
DEL	F1 STAT	Deletes incorrect statistical data
HOME	F1 ←	Positions cursor to left of display area
←	←	Cursor movement left
→	→	Cursor movement right

COMMAND	KEYING SEQUENCE	EXAMPLE	RESULT
FOR	F2 "	FOR K = n TO m	Increments from K = n TO K = m during which time program lines up to NEXT K are repeated
TO	F2 #		See FOR
STEP	F2 \$	FOR K = n TO m STEP p	Optional increment in FOR...NEXT loop
NEXT	F2 :	NEXT K	Used in conjunction with FOR...
PRT	F2 ;	PRT A PRT A\$ PRT "TEXT"	Displays value of A Displays string A\$ Displays string enclosed within ""
IF	F2 A	IF X = Y THEN ....	Decision/comparative instruction
THEN	F2 B	IF .... THEN 200	In conjunction with IF, in example if comparison true jump to line 200
GOTO	F2 C	GOTO #5 GOTO 200	Jump to execute program area P5 Jump to line 200
GSB	F2 D	GSB 500	Jump to subroutine at line 500
RET	F2 E	RET	End of subroutine RETURNS to program line following associated GSB
INP	F2 F	INP X INP X \$	Assigns value of keyboard INPUT to variable, numeric or string
WAIT	F2 G	WAIT 100	Determines display time when using PRT command, WAIT 100 = approx. 5 seconds
SET	F2 K	SET E,n SET E,n SET N	Defines number (n) of digits displayed Defines number (n) decimal places displayed Cancels SET command
VAC	F2 L	VAC	Clears data use memory
STOP	F2 M	STOP	Suspends execution of program
END	F2 N	END	Terminates execution of program
SAVE	F2 O	SAVE [ #n"filename" ]	Command to SAVE program area n on tape under specified filename
LOAD	F2 P	LOAD [ #n"filename" ]	Command to LOAD from tape sepcified program to program area n
PUT	F2 Q	PUT ["filename" ]A,Z	Command to save data variables to tape
GET	F2 R	GET ["filename" ]A,Z	Command to read data variables from tape
VER	F2 S	GET ["filename" ]	Verifies program or data written to tape

DEFM	F2 T	DEFM n	Increase number of memories available by 10 times n
PASS	F2 U	PASS "password"	Designation of password to protect program
RUN	F2 V	RUN [F1 n]	Executes program in specified program area
LIST	F2 W	LIST n	In WRT MODE displays specified program line and subsequent lines on keying EXE
KEY	F1 N	A\$ = KEY	Reads one character from keyboard and assigns it to A\$

FUNCTION	KEYING SEQUENCE	EXAMPLE	RESULT
RPC	F2 H	A = RPC x,y	Converts rectangular to polar coordinates
PRC	F2 I	A = PRC x,y	Converts polar to rectangular coordinates
DMS	F2 J	A = DMS A	Converts decimal to sexagesimal
RAN #	F1 .	A = RAN #	Generates random number where $1 > A > 0$
SIN	F1 \$	A = SIN x	A = Sine of angle x
COS	F1 :	A = COS x	A = Cosine of angle x
TAN	F1 ;	A = TAN x	A = Tangent of angle x
LOG	F1 A	A = LOG x	A = Common logarithm of x
LN	F1 B	A = LN x	A = Natural logarithm of x
EXP	F1 C	A = EXP x	Exponential function, A = e raised to the power of x
SQR	F1 D	A = SQR x	A = Square root of x
SGN	F1 E	A = SGN x	A = Sign of x (1, -1 or 0)
INT	F1 F	A = INT x	A = Integer part of x
FRAC	F1 G	A = FRAC x	A = Fractional part of x
ABS	F1 H	A = ABS x	A = Absolute value of x
RND (	F1 I	A = RND(x,y)	Rounding to significant number of digits (x displayed to yth significant place)
DEG (	F1 J	A = DEG(n,m,o)	Sexagesimal to decimal conversion
LEN (	F1 K	A = LEN(B\$)	A = Number of characters in string B\$
CSR	F1 L	PRT CSR n; X	Designates location of display, PRINTs X, n spaces from left of display
MID (	F1 M	A\$ = MID(n,m)	Extracts n characters from string \$ starting with mth character

## Functions used in performing statistical analysis

FUNCTION	KEYING SEQUENCE	RESULT
SDX	F1 O	Standard deviation of x ( $x\sigma_n - 1$ )
SDY	F1 P	Standard deviation of y ( $y\sigma_n - 1$ )
SDXN	F1 Q	Standard deviation of x ( $x\sigma_n$ )
SDYN	F1 R	Standard deviation of y ( $y\sigma_n$ )
LRA	F1 S	Constant term (A)
LRB	F1 T	Regression coefficient (B)
COR	F1 U	Correlation coefficient (r)
EOX	F1 V	Estimated value of x ( $\hat{x}$ )
EOY	F1 W	Estimated value of y ( $\hat{y}$ )

## Statistical functions not having shortened keying sequence (ie have to be entered in full).

FUNCTION	RESULT
CNT	Number of data (n)
SX	Sum of x ( $\sum x$ )
SY	Sum of y ( $\sum y$ )
SX2	Sum of squares of x ( $\sum x^2$ )
SY2	Sum of squares of y ( $\sum y^2$ )
SXY	Sum of products of data ( $\sum xy$ )
MX	Mean of x ( $\bar{x}$ )
MY	Mean of y ( $\bar{y}$ )

*It's faster and more thorough than classroom learning: you pace yourself and answer questions on each new aspect as you go. This gives rare satisfaction - you know that you are really learning and without mindless drudgery. With a good self-instruction course you become your own best teacher.*

## Understand Digital Electronics

In the years ahead digital electronics will play an increasing part in your life. Calculators and digital watches mushroomed in the 1970's - soon we will have digital car instrumentation, cash cards, TV messages from friends and electronic mail. After completing these books you will have broadened your career prospects and increased your knowledge of the fast-changing world around you.

### DIGITAL COMPUTER LOGIC AND ELECTRONICS £8.50

This course is designed as an introduction to digital electronics and is written at a pace that suits the raw beginner. No mathematical knowledge is assumed other than the use of simple arithmetic and decimals and no electronic knowledge is expected at all. The course moves painstakingly through all the basic concepts of digital electronics in a simple and concise fashion: questions and answers on every page make sure that the points are understood.

Everyone can learn from it - students, engineers, hobbyists, housewives, scientists. Its four A4 volumes consist of:  
 Book 1 Binary, octal and decimal number systems, conversion between number systems, conversion of fractions, octal-decimal conversion tables  
 Book 2 AND, OR gates, inverters, NOR and NAND gates, truth tables, introduction to Boolean algebra  
 Book 3 Positive ECL, De Morgan's Laws, designing logic circuits using NOR gates, dual input gates  
 Book 4 Introduction to pulse driven circuits, R-S and J-K flip flops, binary counters, shift registers, half-adders



### DESIGN OF DIGITAL SYSTEMS £14

This course takes the reader to real proficiency. Written in a similar question and answer style to Digital Computer Logic and Electronics, this course moves at a much faster pace and goes into the subject in greater depth. Ideally suited for scientists or engineers wanting to know more about digital electronics, its six A4 volumes lead step by step through number systems and Boolean algebra to memories, counters and arithmetic circuits and finally to an understanding of calculator and computer design.

Book 1 Octal, hexadecimal and binary number systems, conversion between number systems, representation of negative numbers, complementary systems, binary multiplication and division  
 Book 2 OR and AND functions, logic gates, NOT, exclusive OR, NAND, NOR and exclusive NOR functions; multiple input gates, truth tables, De Morgan's Laws, canonical forms, logic conventions, Karnaugh mapping, three state and wired logic  
 Book 3 Half adders and full adders, subtractors, serial and parallel adders, processors and arithmetic logic units (ALUs), multiplication and division systems  
 Book 4 Flip flops; shift registers, asynchronous and synchronous counters, ring, Johnson and exclusive-OR feedback counters, random access memories (RAMs) and read only memories (ROMs)  
 Book 5 Structure of calculators, keyboard encoding, recoding display data, register systems; control unit, program ROM, address decoding, instruction sets, instruction decoding; control programme structure  
 Book 6 Central processing unit (CPU), memory organization, character representation, program storage, address modes, input/output systems, program interrupts, interrupt priorities; programming, assemblers, computers, executive programs, operating systems and time sharing



## Flow Charts and Algorithms

are the essential logical procedures used in all computer programming and mastering them is the key to success here as well as being a priceless tool in all administrative areas - presenting safety regulations, government legislation, office procedures etc.

### THE ALGORITHM WRITER'S GUIDE £4.00

explains how to define questions, put them in the best order and draw the flow chart, with numerous examples.

#### GUARANTEE No risk to you.


If you are not completely satisfied, your money will be refunded upon return of the books in good condition.

**CAMBRIDGE LEARNING LIMITED, UNIT 19**  
 RIVERMILL SITE, FREEPOST, ST. IVES, HUNTINGDON.  
 CAMBS., PE17 4BR, ENGLAND.  
 TELEPHONE: ST. IVES (0480) 67446

All prices include worldwide postage (airmail is extra - please ask for prepayment invoice).  
 Please allow 28 days for delivery in U.K.

## Microcomputers are coming - ride the wave! Learn to program.

Millions of jobs are threatened but millions more will be created. Learn BASIC - the language of the small computer and the most easy-to-learn computer language in widespread use. Teach yourself with a course which takes you from complete ignorance step-by-step to real proficiency with a unique style of graded hints. In 60 straightforward lessons you will learn the five essentials of programming: problem definition, flowcharting, coding the program, debugging, clear documentation. Harder problems are provided with a series of hints so you never sit glassy-eyed with your mind a blank. You soon learn to tackle really tough tasks such as programs for graphs, cost estimates, compound interest and computer games.



### COMPUTER PROGRAMMING IN BASIC £10.50

Book 1 Computers and what they do well, READ DATA PRINT powers brackets variable names, LET errors, coding simple programs  
 Book 2 High and low level languages, flowcharting, functions, REM and documentation, INPUT IF THEN, GO TO limitations of computers, problem definition  
 Book 3 Computers and interpreters, loops, FOR, NEXT, RESTORE, debugging, arrays, bubble sorting, TAB  
 Book 4 Advanced BASIC, subroutines, string variables, files, complex programming, examples, glossary

### THE BASIC HANDBOOK (2ND EDITION) £14.50

This best-selling American title usefully supplements our BASIC course with an alphabetical guide to the many variations that occur in BASIC terminology. The dozens of BASIC 'dialects' in use today mean programmers often need to translate instructions so that they can be RUN on their system. The BASIC Handbook is clear, easy to use and should save hours of your time and computer time. A must for all users of BASIC throughout the world.

### A.N.S. COBOL £5.90

The indispensable guide to the world's No. 1 business language. After 25 hours with this course, one beginner took a consulting job, documenting oil company programs and did invaluable work from the first day. Need we say more?

## ORDER FORM

Please send me the following books:

- ..... Digital Computer Logic & Electronics @ £8.50
- ..... Design of Digital Systems @ £14.00
- ..... Algorithm Writer's Guide @ £4.00
- ..... Computer Programming in BASIC @ £10.50
- ..... BASIC Handbook @ £14.50
- ..... ANS COBOL @ £5.90
- ..... Booklist (Free)

I enclose a \*cheque/P.O. payable to Cambridge Learning Ltd. for £..... (\* delete where applicable)

Please charge my:

- Access/American Express/Barclaycard/Diners' Club/Visa/
- Mastercharge/Trustcard

Exp. date ..... Credit Card No. ....

Signature.....  
 Telephone orders from credit card holders accepted on 0480 67446 (Answerphone).

Overseas customers (incl. Eire) should send a bank draft in sterling drawn on a London bank, or quote credit card number.

Name.....

Address.....

.....

.....

.....

Cambridge Learning Limited, Unit 19, Rivermill Site  
 FREEPOST, St. Ives, Huntingdon, Cambs., PE17 4BR, England  
 (Registered in England, No. 1328762)



# LINSLEY HOOD 75 W AMP KIT

One of the best sounding amplifiers available at any price!

Kit designed for easy construction!

Complete kit - comes with all hardware and wooden sleeve!

**SAVE 25%**  
**ONLY £74**  
**INC. VAT**

## SPECIFICATION

Input impedance:	magnetic pickup 47 k ceramic pickup 2M0 radio 100 k auxiliary 470 k
Input sensitivities:	adjustable
Treble control:	+ 15 - 15 at 15 kHz
Bass control:	+ 16 - 17 at 50 Hz
Power output (1 kHz 8 R):	Clipping level 1 channel 78 W RMS Clipping level 2 channels 74 W RMS
Harmonic distortion at all levels below clipping:	0.01% maximum
Stability:	unconditional and unaffected by load
Power amp input impedance:	220 k
Output impedance:	0.22 R
Bandwidth (3 dB):	3 Hz - 40 kHz
Rise time:	10 microseconds
Voltage gain:	33 (31 dB)

Thinking about an amplifier? Then ETI has the answer! Practically every hi-fi enthusiast will have heard of the legendary Linsley Hood 75 design, for many years THE best sounding kit around.

Take a look at the spec below and then take a second look at the price - it's *not* a mistake! Only ETI could bring you an offer like this; 25% off the list price of this top grade kit, which comes complete down to the last nut, bolt and knob!

The power rating is conservative -- some builders have reported an RMS output in excess of 90 W -- and the toroidal transformer ensures that good peak delivery is available.

You will not get a chance like this again -- a high quality 75 W RMS stereo amplifier kit with excellent construction notes and a design which makes it child's play to build at under £1 per watt! Don't miss out -- order *now!*

**ETI AMPLIFIER OFFER**  
**ARGUS SPECIALIST PUBLICATIONS LTD**  
**145 CHARING CROSS ROAD**  
**LONDON WC2H 0EE**

I wish to order . . . . . amplifier kits and enclose cheque/PO for . . . . . (Add £2.50 per order for Securicor delivery anywhere in the UK).

I wish to pay by Access/Barclaycard, please debit my account.

4 9 2 9

5 2 2 4

Signed . . . . .  
Name . . . . .  
Address . . . . .  
. . . . .  
. . . . .  
. . . . .

Team Up With

# TR Electronics


for top quality components, innovative kits, FAST SERVICE AND LOW, LOW PRICES

"THE COMPLETE MICROPROCESSOR DEVELOPMENT SYSTEM"

DISCO LIGHTING KITS

Put up with your old doorbell? This KIT should cheer you up! Our latest kit gives you 8 pleasing three note harmonically related tone sequence (NOT a microprocessor controlled buzz) at a touch of a button. Based on a new integrated circuit, this KIT is supplied complete with a printed circuit board, loudspeaker and drilled box and requires only a 9V battery and a pushbutton, which you've probably already got. It may also be switched by logic in such applications as car alarms, clocks, toys, PA systems, etc. The unit produces a 100mW output and draws less than 1uA from a PP3 battery, when the tone ceases. Supplied complete with circuit and assembly instructions.

**IDEAL PROJECT FOR BEGINNERS**  
**ONLY £5.00 + VAT**




Plug SOFTY 2 into the EPROM socket of your favourite micro (Z80, 6800, 8005, etc.) prototype system, which will also contain input/output lines, RAM, keyboard, displays, etc. SOFTY 2 will operate as the ROM in your system but enable you to write data into any location, observe the memory contents on any black & white TV and store the programme on a cassette recorder if required. Various editing facilities are also available to permit bytes or blocks of code to be changed, inserted, deleted, shifted, etc. enabling the programme to be developed and run on the host computer. When the programme has been "debugged", SOFTY 2 may be used to burn it into an EPROM (2716 or 2732). Plug the Eprom into its socket and you have a dedicated microprocessor system. You can also use it as an EPROM programmer and to copy EPROMs from a master or to/from tape. The SOFTY 2 is housed in a black ABS case and comes complete with mains supply, cable with 24-pin d.i.l. plug for connecting to your prototype system, and television lead. Fully built and tested.

£169 + VAT. Send SAE for further details

Also available is the new Z80 ASSEMBLER/MICRO CONTROLLER - MENTA £115

Each unit has 4 channels rated at 1KW at 240V per channel which switch lamps to provide sequencing effects: controlled manually or by an optional opto isolated audio input.

**DL1000K**  
This kit features a bi-directional sequence speed of sequence and frequency of direction change being variable by means of potentiometers incorporates master dimming control. £16.90



**DL21000K**  
A lower cost version of the above featuring unidirectional channel sequence with speed variable by means of a preset pot. Outputs switched only at mains zero crossing points to reduce radio interference to minimum. £9.00



Optional Opto Input DUA1 80p

## NOT JUST ANOTHER CLOCK



but a PROGRAMMABLE TIMER KIT which can run your central heating, burglar alarm, lighting, tape-recorder/radio and lots more. Designed to control four mains outputs independently, switching these on an off on selected days and times in seven-day cycle.

Features include:

- ★ 0.5in. LED 12-hour display
- ★ Day of week, a.m./p.m. and output status indicators
- ★ Zero Voltage Switching Outputs
- ★ 50/60Hz mains operation
- ★ Battery back-up saves stored programmes and continues time keeping during power failures (battery not supplied)
- ★ Display blanking during power failure to conserve battery power
- ★ 18 programme time sets
- ★ Powerful "Everyday" function enabling output to switch every day but use only one time set
- ★ Useful "sleep" function - turns on output for one hour
- ★ Direct switch control enabling output to be turned on immediately or after a specified time interval
- ★ 20-function keypad for programme entry
- ★ Programme verification at the touch of a button

To control your central heating, for example (including different switching times at weekends), just connect it to your system, programme it, set it and forget it. The clock will do the rest. There has never been a clock capable of so much at this price.

CT5000K Timer Kit (includes all components, assembly and programming instructions, and an attractive black case)

£45.00

## YOU MUST HAVE BETTER THINGS TO DO

than getting up to switch lights on when it gets dark. Our Lamp Dimmer Kit with INFRARED REMOTE CONTROL will enable you to switch the lights on or off, and set the brightness, at a push of a button without leaving your armchair, water-bed, etc. Not only will you save time but it has also been estimated that the savings in shoe leather and carpet wear alone would pay for this unit in approximately 13897 years or more!



This unit has, of course, considerable practical uses, especially for the old, infirm and disabled. It works like a conventional dimmer, enabling you to switch the lights on or off, or to dim to whatever brightness you require, by touch or remotely using the hand-held infra-red transmitter. When assembled, it fits into a plaster depth box to

replace your conventional switch or dimmer with no rewiring and will control up to 300W of lighting. TD300K Dimmer Kit £14.30, and MK8 Transmitter Kit £4.20. We also still sell our highly-popular TD300K Touch Dimmer Kit at £7.00 and the LD3000K rotary-controlled Dimmer Kit at only £3.50 (plus V.A.T. to above prices). All kits contain all necessary components and full assembly instructions. You only need a soldering iron, cutters and a few hours.



Based on the ICL7126 (a low power version of the ICL7106 chip) and a 3 1/2 digit liquid crystal display, this kit will form the basis of a digital multimeter (only a few additional resistors and switches are required - details supplied), or a sensitive digital thermometer (-50°C to +150°C) reading to 0.1°C. The basic kit has a sensitivity of 200mV for a full scale reading, automatic polarity indication and an ultra low power requirement - giving a 2 year typical battery life from a standard 9V PP3 when used 8 hours a day, 7 days a week. £15.50 + VAT

## IF YOU CAN'T (REMOTE) CONTROL YOURSELF



Remote control systems in magazines tend to be quite complex, requiring many difficult to get components and a well equipped lab to set them up. If this has put you off making your own system we have just the kits for you.



Using infra-red, these KITS range from simple on/off controllers to coded transmitter/receivers with 16 on/off outputs or three analogue outputs for controlling TV or hi-fi systems, the kits are easy to build and simple to set up - and they are extremely versatile so you can use them for controlling anything from garage doors to room lighting just by adding the required output circuits, i.e. relays, triacs, etc. If you can design your own system, we stock a wide range of remote control components at very competitive prices. To help you decide, we have compiled a booklet on remote control, containing circuits, hints, data sheets and details of our remote control kits and components. So DON'T control yourself - send us 30p and an S.A.E. for your copy TODAY.

## THE KEY TO YOUR SECURITY



IS IN OUR LOCK

If you have problems with people tampering with your car, electrical and electronic equipment, or if you are just in a habit of forgetting your door keys, we have just the kit for you.

Our ELECTRONIC LOCK KIT includes a 10-way keyboard and a special IC which provides a 750mA output to drive a solenoid or relay (not supplied) when four keys are depressed in the correct sequence. This gives over 5,000 possible combinations! The sequence is pre-wired and may be easily changed by means of a small plug and socket. A "SAVE" function is also available enabling the open code to be stored (especially useful in a car when it is left in a garage for servicing as the open code need not be disclosed). Size: 7 x 6 x 3 cms. Power consumption is 40uA at 5V, to 10V, d.c.

At only £16.50 + V.A.T., it will make a smaller hole in your pocket than a bunch of keys!

**LOCK I.C.s**

LS7220 with SAVE memory	£2.75
LS7225 with latched and momentary outputs and a tamper output	£2.80
Electric lock mechanism	£12.50

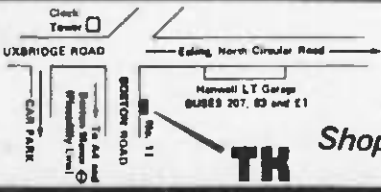
## 24HR. CLOCK/APP. TIMER KIT

Switches any appliance up to 1KW on and off at preset times once per day. Kit contains: AY-51230 IC, 0.5" LED display, mains supply, display drivers, switches, LEDs, triac. PCBs & full instructions.

CT1000K Basic Kit	£14.90
CT1000KB with white box (56/131 x 71mm)	£17.40
Ready Built	£22.50

## TRIACS

400V Plastic Case (Texas)	49p
2A TIC206D	58p
8A TIC226D	85p
12A TIC236D	95p
16A TIC246D	190p
25A TIC263D	
6A with trigger Q4006LT	80p
8A isolated tab TXAL228B	85p
Disc	18p
Opto Isolated Triac	
MOC3020 0.6A/400V.	110p



**TR** Shop now open

Prices do not include VAT. Add 50p P&P + 15% VAT to total. Overseas customers add £1.50 (Europe) £4 (elsewhere) for P&P. ACCESS and BARCLAYCARD welcome. Send s.a.e. for price list and with all enquiries. Shop Open: 9 a.m. to 5 p.m. (Mon-Fri) 10 a.m. to 4 p.m. (Sat.) (ETI) 11 BOSTON ROAD, LONDON, W7 3SJ TEL: 01-579 9794/2842




# AUDIOPHILE

Source time again. Audiophile this month goes back to disc playing machinery, giving Ron Harris a chance to assess the complete Mayware pickup system and a new cartridge range from Audio Technica.

Mayware are best known for the pickup arm, the Mark III (née Formula 4, but re-named under an international agreement). However, they also market a small range of cartridges and a step-up transformer, the T-24.

I took a look at Mayware's low-cost high-output moving coil some months ago (ETI May '81), and found it a worthy product. Shortly afterwards I was tempted by an offer from Mayware to see what I could glean from a complete pickup of theirs — the Mark III arm, MC-2V cartridge and T-24 II transformer. (Overcoming temptation has never been a strong point of mine — I'm a pushover, in fact. One little exercise of the feminine wiles and logic flees the empty plains of my mind, taking any remaining vestige of willpower with it.)

Thus the Mayware pickup is duly considered herein. As an appropriate complement we have two units from a new range of cartridges from Audio Technica, the AT-3100XE and the more upmarket AT-31E. The now superseded AT-30 set a high standard for its price and I was interested to see what the AT-31E could do in its wake.



## Mayware Wares

The MC-2V is a low output (around 0.25 mV) moving coil cartridge with a conical stylus tip — unusual even for these days of the ever-changing shape. Record wear is lower, for a given tracking force, with a conical stylus than with an elliptical tip, so the recommended 2 g downforce of the MC-2V should cause no tremors of uncertainty even in the fainthearted.

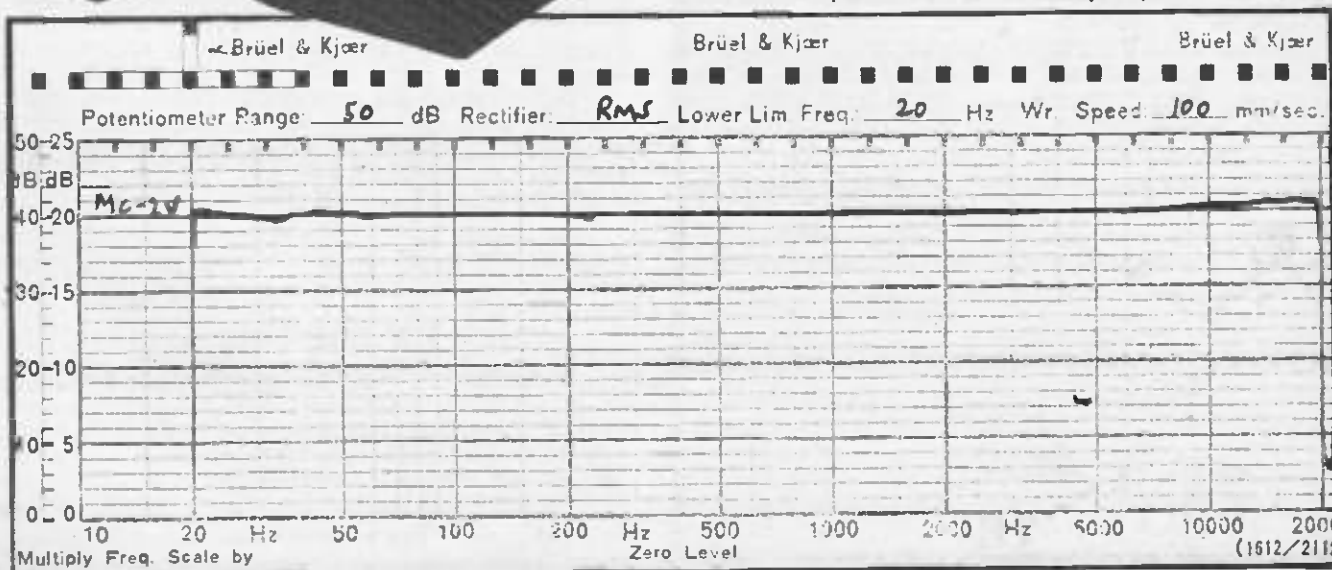
The T-24 is matched to the MC-2V, or vice versa if you prefer it, such that the two constitute one working unit. The T-24 has briefly raised its head before in Audiophile, competing manfully with the incomparable Ortofon T-30 transformer, and gave a good account of itself. Matched up to the MC-2V it did nothing but add to an already favourable impression.

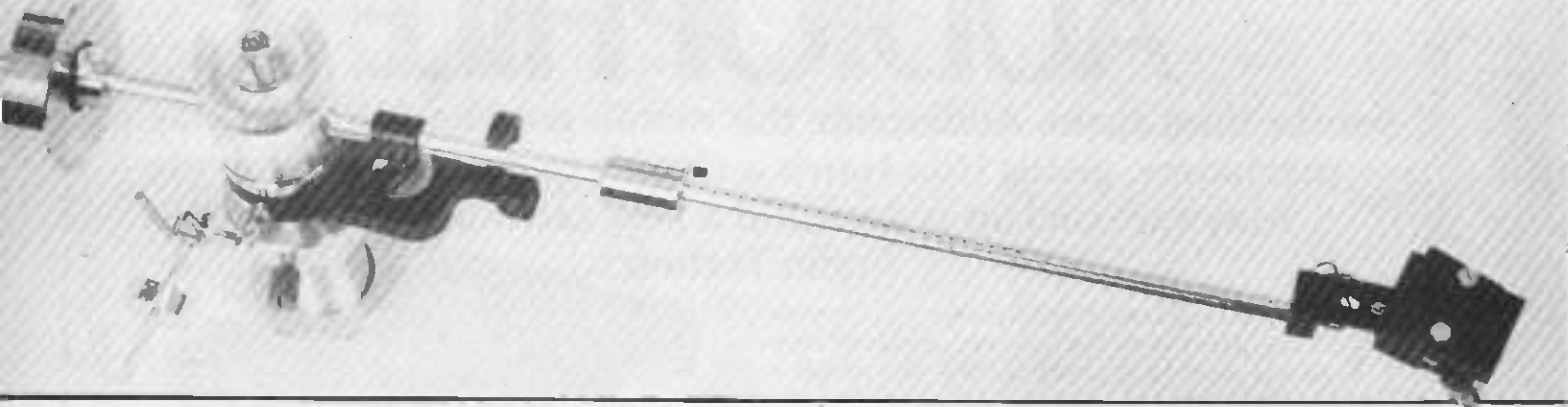
In various forms the Mark III has been around hi-fi emporiums for a while now, but it continues to offer excellent engineering at a good price and deserves more publicity than it receives. Maybe now that Thorens and Mayware share a distributor it will rise into the sight of more enthusiasts, receiving due defence in the process.



Left: The Mayware T-24 II transformer; at £69 it is good value for money.

Below: The response curve for the MC-2V pickup.





Above: The Mayware Mk III pickup arm. Note the graduations down the arm, used in conjunction with the rider weight to apply tracking force. Why not dispense with the lot and graduate the counterweight side of the pivot, thereby reducing the effective mass? The arm gave a good account of itself with most cartridges, and whilst not as universal as, say, the SME III, in my opinion it's excellent value for money and well-engineered.

## Arms And The Man

The Mark III is a unipivot design, with provision of a damping well around the bearing. Silicone fluid is employed to give a variable facility, primarily to control subsonic resonances.

An earlier headshell, which had been rightly criticised for its lack of rigidity, has been replaced here with a strong casting of greater substance. Downforce is applied, curiously, by sliding a rider-weight along the arm tube toward the pickup. Bias compensation is provided by a falling weight and thread arrangement, retained from earlier models.

The counterweight is eccentrically mounted on the arm tube, to provide some lateral balance — a necessity for unipivots, as they lack the stability of designs with 'twin' bearings in this plane. If incorrectly set-up they are liable to a strange rocking mode of oscillation.

The Mark III is well presented to the new purchaser and adequate setting-up instructions are provided by the sheet accompanying the arm. Alignment and mounting protractors are also thoughtfully present and installation is very straightforward. Instructions are clear and concise, if not up to SME standards. As the arm has no sliding base, adjustments for tracking error are made by the positioning of the cartridge in the headshell itself.

## Sound Sense

Before fitting the MC-2V, I put the Mark III through its paces individually, to assess its strengths and weaknesses. Arm tube resonance is relatively minor, set at about 650 Hz, and there is a counterweight resonance at around 60 Hz. Pivot friction is commendably low, at < 20 mg in both planes.

Using a reference cartridge of known quality, the Mayware III arm was shown to give a good basic performance with good, well-controlled bass and a clean, well-imaged, sound stage. It had a tendency towards a forward or bright presentation but not unduly so. For the price, an excellent result.

I would comment, though, that even with the low effective mass of 7.5 g, that rider weight is a strange way of adding downforce. Much better to keep it as far back towards the pivot as it will go, thus minimising its addition to effective mass, and applying tracking force by moving the counterweight forward.

Also, with low compliance moving coils, some addition to headshell mass would be beneficial, as it was to prove with the MC-2V (compliance = 8 cu). High compliance units give very good performances, and I tried both the Shure V15 IV and Empire 600 LAC cartridges in the Mark III with textbook results.

## Transforming Levels

The T-24 II is a well-made little unit with no frills at all, save the gold-plated phono sockets provided for I/O purposes. Finished in matt black, it is small enough to sit unobtrusively in all but the most miniscule hi-fi set-up.

On the test bench it gave an exemplary performance, proving to be flat across 20-20 kHz  $\pm$  2 dB and with few phase problems. It will match cartridges of between 3-40 R impedance, although it appeared to operate best with those of low impedance characteristics, such as the MC-2V. Hum pick-up is particularly low and will give no trouble in use, I feel.

## All Together Now...

And so, at last, to consideration of the pickup system as a whole. Setting up was simple and the MC-2V reached its best tracking levels at around 2.1 g. It is by no means an excellent tracker, but is more than a match for most MC units in this price class. Listening tests were conducted with the system set up on a Thorens TD 160S, feeding KEF 105 II loudspeakers via a Lecson/Monogram amplifier combination.

The overall impression was one of a well-balanced sound, but one which was not controlled tightly enough, and was a little bright overall, with a slight mid-range hardness. Adding a back-plate between the MC-2V and headshell to increase the mass damping effect greatly 'tightened-up' the presentation and gave improved detail all around. The brightness persisted, however, as the only blot on an otherwise impressive performance.

Going through the components, one by one, and fitting them into other systems (as with the arm) showed that, when mounted in an SME series III the MC-2V is a fine cartridge with excellent bass and mid-range, good treble register — but a slightly forward presentation.

Put simply then, both the arm and cartridge are excellent value for money and will perform better than their respective price tags would promise.

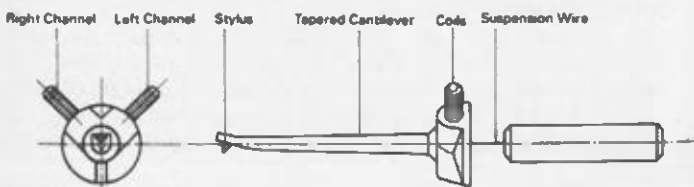
## Match Of The Day

As a general recommendation, the MC-2V will match any of the higher mass rigid arms perfectly, and is usable in the more versatile low-mass designs, epitomised by the SME III, with the addition of headshell weight. Take care with loudspeaker matching to obtain the best from this high-quality unit, however.

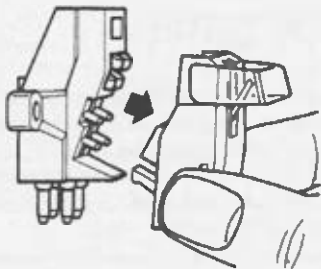
The Mark III arm is ideal for all high-compliance cartridges as it stands, and has the flexibility to support the lower compliance moving-coil designs perfectly adequately. It does have



Audio-Technica's new duo of mobile coils. On the left the up-market AT-31E and on the right the budget AT-3100XE. Both proved to be interesting designs.



Above: The alignment of the motor system of the new AT cartridges. The whole system is replaced with the stylus.



Changing the stylus on the AT-31E means pulling half the body off!

Below: A 'potted-down' version of the test results for this month's three cartridges. As you can see, there is little to choose, on paper, between the MC-2V and the AT-31E. Personally I preferred the AT-31E for its better midrange. An opinion only, and you should listen to both for yourself, if in that field you search for perfection's touch.

this slight tendency towards brightness, though this is not serious and should not deter an intending purchaser, merely engender the requisite care over matching.

The T-24 II transformer can be unreservedly endorsed as providing value for money and a good all-round performance, distinguished by faultless bass response and outstanding transient performance. At £69 including RRP it can be said to be value for money, too.

## Technical Audio

Audio Technica have produced a new line in moving coils recently, and the AT-3100XE is a fine example of a budget unit (at under £30) with user replaceable stylus. (Surely one day all cartridges will be made this way?)

The AT-31E is an up-market elliptical unit, designed for the more demanding — and pecunious — enthusiast. Both are low output types, and will need step-up devices. Since the Mayware T-24 II was to hand, I used this to assess the Audio Technica units. Seemed sensible; besides which, AT hadn't sent me one of their AT 650 transformers, so serve 'em right if I don't use it!

AT make great play of their ingenious operating system, employed in this new range, in which the channel coils are wound onto separate formers and mounted in a V configuration, similar to that found in record cutting equipment.

## TEST RESULTS

	Mayware MC-2V	Audio Technica AT-31E	Audio Technica AT-3100XE
Frequency response (see graphs):	20-20 kHz ± 2 dB	20-20 kHz ± 2 dB	20-20 kHz ± 3.5 dB
Output voltage (at 5 cms <sup>-1</sup> ):	0.2 mV	0.4 mV	0.4 mV
Channel separation (at 1 kHz):	23 dB	32 dB	29 dB
Channel balance:	within 1 dB	within 1 dB	within 1.5 dB
Tracking force (optimum):	2.1 g	1.6 g	1.8 g
Vertical tracking angle:	20°	20°	20°
Weight:	6.9 g	5 g	4.3 g
Typical price:		£56 (or less)	£29 (or less)

Claimed benefits are improved separation, better imaging and improved tracking due to reduced weight. Compliance is fairly high for moving coils and this allows a wider choice of arms than is usual. High energy (per weight) samarium-cobalt magnets are used and a spring-terminal set-up allows for user-replaceable styli.

This in itself is achieved in a novel and advantageous manner, where the generator elements are left undistributed — they are simply exchanged wholesale. Normally the stylus is changed, leaving one half of the motor, either coils or magnets, intact. Not so here, and the difference should make for more repeatable results and higher quality control standards.

## Book Covers And Judges

If appearances dictated height of fidelity, these units would be well up on the scale. The AT-31E is a striking blue and silver and the 3100 a very prominent black/white/silver. Both arrive neatly packaged on a perspex headshell, with good instruction manuals and the usual hardware (nuts, bolts, cleaning brush and so on).


The AT-30, predecessor to the AT-31E, had some problems with response in the early days which were ironed out in later samples. The AT-31E has no such troubles! As the graph shows the trace is ruler-straight except for a very slight bass rise.

Removing the cartridge from the superb packaging proved entertaining, to put it mildly. To get the unit off that nice shining headshell, you've got to pull the stylus assembly off first, else the mounting screw won't come out. Damn sneaky if you ask me, and should be explained clearly ON THE BOX somewhere. Better yet, be sensible, AT, and set it up so you don't need to be able to solve Rubik's Cube in six seconds flat to play records. Silly people.

Once enthroned in a real headshell, however, the AT-31E made me inclined to forgive AT for the packaging. The imaging is excellent and the channel separation the best I've heard from a moving coil. For once, the publicity blurb is true! Tracking was above average, but not yet in the V15 IV class.

The sound quality was such that it reminded me of the Coral MC81 — only more refined! I set up a Coral for comparison and the analogy proved a good one. The AT-31E has all the Coral's strengths, in terms of mid-range detail and clarity, but none of the vices, ie slight roughness and bass extension worries.

As I was extremely fond of the MC81 (and still am, come to that) I couldn't be less than enamoured with the AT-31E. It is a fine unit and will be serious competition for the myriad other cartridges in the price bracket. Give it a listen.



Above: Safely mated with an SME headshell, the AT-31E prepares to make light of tracking and imaging problems. It matched the arm well and did itself proud in both test and living room.

## AT-3100XE

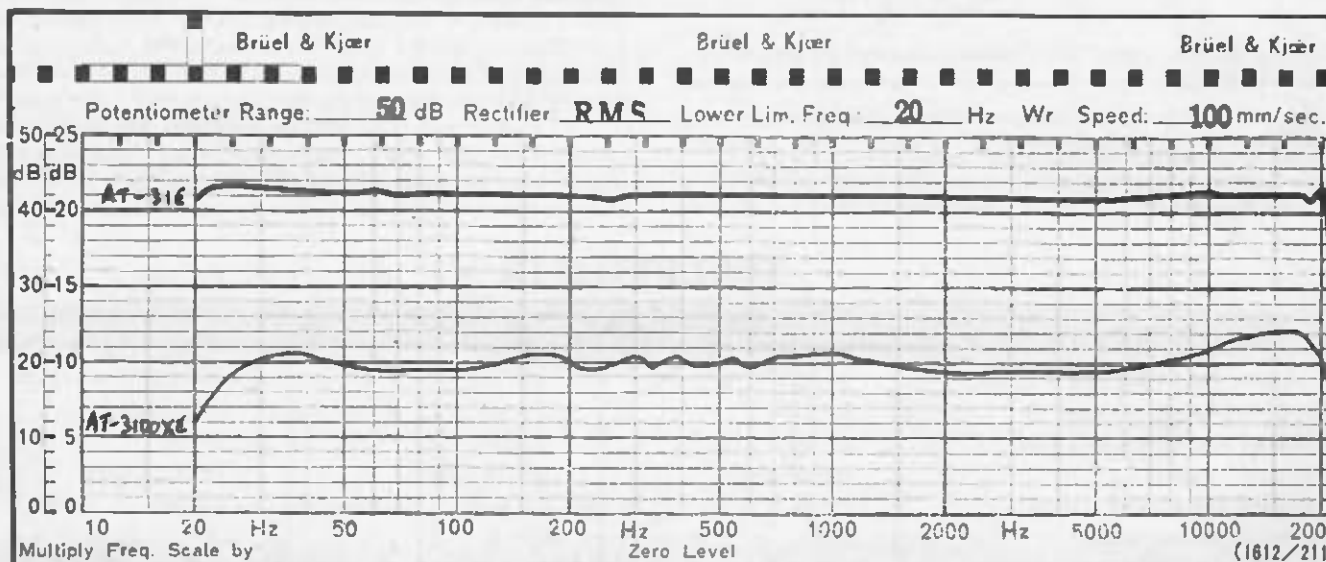
This too is a low-output design, although a higher output version — the AT-3200XE — is available. A step-up is thus required which will, to some extent, negate the advantage of low cost. We managed to try out the 3100 in a few decks costing between £70 and £150 and in the inevitable SME Series III later on. Time had gotten very short by now, but sufficient listening hours were clocked to facilitate sensible comment.

This unit too is characterised by attention to detail, especially in the mid-range. It handles complex material well, although with some roughness, be it said, in the lower registers. There is a slight rise in the hf end which is not serious, but could accentuate surface noise if the cartridge is not set up PRECISELY.

One should judge against price and competitors, and on that score the AT-3100XE comes out very well. For £30 you would be hard pressed to buy a better sound anywhere.

## Man Of Letters

Dear Mr. Harris,  
Thank you for producing such a great magazine which I read regularly and with pleasure. Your recent review of the Monogram Amplifier prompts me to tilt at windmills and ask some questions. I refer to the current obsession of manufacturers for more and more watts of output! 400 watts is



Above: Response traces for the AT-31E and the AT-3100XE. The h.f. rise on the later is almost certainly due to an impedance matching problem with my test rig. It was one of those days when the gremlins ruled OK and there was nought to be done! Still, it was a repeatable result so...

powerful stuff, useful perhaps for discos and Hyde Park corner, but hardly conducive to neighbourliness in domestic hi-fi.

It is recognised that Class A amps are superior in range and tonal qualities to the AB, but all that heat and metalwork, as well as PSUs needing gun-carriages to move the lot around. Is it worth it all when we consider the notorious inefficiency of the standard design loudspeaker. You rarely get out of a speaker what you put into it.

My own set-up is very modest; a pair of mongrel speakers which satisfy me if no-one else. They have a power rating of 15 watts apiece. The amplifier is also a hybrid — Capricorn preamp constructed from your friendly rival, HE (sorry about that), and two ILP power amps, rated output 15 watts each. I did not build the HE power amps as I did not have £125 and could not think of a reason for needing 300 watts. I doubt I am using more than 20% of my output power in domestic use. The signal source is either radio or stereo tape deck. Which brings me to my questions.

Is the advantage of these larger output amps to be found in their class A quality rather than lots and lots of watts?

With my present speakers would it even be feasible to use power amps with such large outputs?

Thank you for reading this and please could you enlighten me. If the improvement in tonal quality were to be considerable, then I will go for Class A, hot though it may be, but at a more modest price.

Fr. K. Callaghan, Clapham, London.

Oh ye of little faith! Watts the point of me extolling the virtues of good PSUs, high powers and increased dynamic range if you're gonna ignore me totally? I give up. I despair. I resign from the human race (assuming I was ever in it).

High power amps are not a luxury, they are a necessity if you are to employ anything like the same range in your music as you would experience in the concert hall. Most domestic users probably run their systems under 1 W most of the time, but once a crescendo trots down the wires, or someone hits a bass drum, something like 100 W is needed to maintain the same fidelity levels on the signal.

If your amp is underpowered, the attempt to reach such heights simply boots the output into clipping — which sounds rough and harsh compared to that which has gone before. Even with your modest speakers, higher power would make itself audibly apparent, with a sense of ease and clarity. Start saving the pennies!

Dear Sir,

Having read your column on and off for some time now I have come to the conclusion, reluctantly, that you are biased against Linn products for some reason of your own. Answer me straight, is this true? If not, why don't you review one of their new arms, for example?

D. G. Chesterton, Tovil, Kent.

No it is not true. I consider the LP12 greatly overpriced for the performance it offers and refuse to concede that a Linn source is the only viable one. The Linn has its own sound, which is pleasant enough, but hardly totally uncoloured. Straight enough? (P.S. I'd be only too happy to review the Basik (or any other product of theirs...) should Linn feel able to loan me one!)

## Stop Press

If you like the idea of owning a pair of Volt V3 speakers (see October '81 ETI), but don't like the idea of chopping up the chipboard, then take heart. Wilmslow Audio are now offering a complete pre-cut woodwork kit for this project. This news arrived so late we don't know the price yet, so for more information get in touch with Wilmslow, Cheshire (telephone 0625 529599).

ETI

HI-FI  
T.V.  
VIDEO

# HY-TEK ELECTRONICS

DISCO  
IN-CAR  
CB

## World's most versatile alarm chronograph watch CASIO AX-210 alternative displays

- ANALOGUE display of time plus—
- Digital time display, 12 or 24 hour system. —over 60 useful functions.
- Digital date, month and year, plus day flag.
- Full month calendar display, current month
- Full month calendar display, next month
- Auto calendar pre-programmed to the year 2029.

### Dual time modes

- ANALOGUE display of local time, plus digital second time zone, 12 or 24 hour system.

### Alarm mode

- ANALOGUE time with "Alarm Set" digital time, 24 hour system. AM/PM and "alarm on" indicators. Buzzer for 20 seconds, or select "Dixieland", "Green Sleeves" or "My Darling Clementine"

(RRP £34.95)

**ONLY £27.90** Variety of models also available from only **£6.95**

## DIGITAL ECHO CHAMBER

One of the most advanced on the market! Analogue echo chamber with BBD digital nullam for maintenance free use. Fully electronic and many other new features. JUST £97.99 P&P £1.25. Also available:

**ENDLESS TAPE ECHO CHAMBER** Wuxley unit with endless play tape cartridge. Statorary play heads ensure good reproduction and echo variance achieved by changing tape speed. Input amp. 50K, 600 ohms. Power source: 240 volts A.C.

HY-TEK CAN OFFER THIS ITEM FOR JUST £55.90 P&P £2.00

## HY-TEK PA 150

A multi purpose mixer-amp, delivers 150 watts into 4ohms, fully open and short circuit proof. There are 4 i.p. channels with mic. line selection on each. The pre amp has facilities for connecting an echo unit, also featured are BASS and TREBLE controls a slave socket and a master volume.

**HY-TEK SPECIAL OFFER PRICE ONLY £29.90 p&p £2.50**

Slave version available **£59.90 p&p £2.00**

TAKE ADVANTAGE OF THE HY-TEK PRICE POLICY.

## DISCO MIXER

5 channel stereo disco mixer with 7 band graphic equaliser built in, i.e.d. display, headphone monitor, cross fade and mic, override controls. And many other features.

Hy-Tek knockdown price **£98.67 p&p £2.00**

## BSR P 182 TURNTABLE CHASSIS

'S' Arm, single play — ideal for either disco or Hi-Fi use. \* 3 Speed \* Fully automatic \* Guaranteed by Hy-Tek for one year \* Comes complete with a high quality stereo ceramic cartridge. **\*HY-TEK knock down price £22.90 p&p £2.00**

A suitable power supply is available for just **£16.90**.

Using Totoroid Transformers p&p each **£1.00**. Together **£1.50**

\* UD 130 MICROPHONE 600/50K Dual PA-Disco mic.

Hi-Tek price **£7.75 (p&p 60p)**

\* PIEZO HORNS (100 watts, no crossover required). Used throughout the Disco and Hi-Fi industries. **ONLY £4.40 (inc p&p)**

\* GOODMANS 12HPA 12" 90 watts (8 ohms loudspeaker chassis: all purpose quality speaker. **£23.90 (p&p £2.50)**

## THE BANDRIDGE F.E.5 STEREO EQUALISER

This amazing F.E.5 stereo equaliser is unbeatable value for money. 5-5 band frequency controls, twin V.U. meters, monitor and by pass controls and fitted into a slender black case with handles finished in chrome. Hy-Tek is virtually giving away this fantastic piece of equipment at just **£44.90!!!**

We dare you to look around and find out for yourself! — you cannot buy an equaliser of this quality at this price! p&p £2.00

**SHARP RT 10 STEREO CASSETTE DECK** L.E.O. V.U. meters, Dolby system, metal and chrome facilities, and a soft eject system plus sound quality you would expect from the Sharp company.

**HY-TEK SPECIAL OFFER £47.90 p&p £2.00**

FOR MAIL ORDER

For mail order just add postage & packing (all prices include VAT) and send PO/cheque made payable to Hy-Tek Electronics, or phone stating Access/Barclaycard number (Dalston address)

ALL OFFERS ARE SUBJECT TO AVAILABILITY

48 Dalston Lane, London E 8  
Tel 01-249 4814  
Open 10-6 p.m. Mon-Fri  
9-30 5-30 Sat

# THE MUSIC MAKERS

26 Town Square  
Erith, Kent Tel Erith 39402  
Open 10-5.30 Mon-Fri 10-5.00 Sat  
10-1.00 Thurs

# BODYWORK CHECKER

Don't go out and buy a second-hand car without building this handy little gadget. It'll point out any problems under the paintwork. Design by Rory Holmes. Development by Tony Alston.

The purpose of this project is to help the selective second-hand car buyer detect the amount of body-filler used under well-disguised repair jobs. The unit gives a two-state indication of metal or plastic, ('OK' or 'BAD' respectively).

Our metal detector uses a capacitive sensing principle, which will detect the presence of any conductive object. Because of this the circuitry is much simpler and more reliable than metal detectors working on an inductive principle. It is also more suitable in this type of application where large areas of metal must be checked.

In use the device is switched on and lightly run over the car panels; if it runs over an area of body-filler the 'BAD' light will come on, otherwise it should read 'OK'.

## Construction

The case is the most important part of this project as it is also part of

the electronic sensing circuit. Take a careful look at the photographs of the finished project and you can clearly see the sensor area at the bottom rear of the case. First cut a rectangular hole (30 x 35 mm) about 8 mm from the bottom edge of the case and 14 mm from either side — make sure to clean off any burrs from the hole. A piece of single sided copper clad board (24 x 30 mm) is used for the sensor plate — this is centrally glued (copper side out) to a piece of plain paxolin or similar material (35 x 45 mm). This assembly is then glued to the case from the inside, so that the copper clad board will then be flush with case surface.


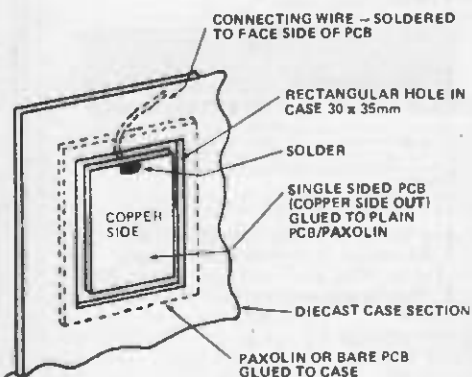
A small hole is drilled through to the copper side of the sensor plate and a short length of insulated wire, long enough to reach the main PCB, is soldered to the copper surface of the sensor plate.

The components can now be assembled and soldered to the main PCB as shown on the overlay diagram,



making sure to correctly orientate D1, D2, IC1 and IC2 and the LEDs. Make sure to fit the link adjacent to IC1.

A short length of insulated wire is connected from the PCB to a solder tag fixed to the case — make sure this is a good connection as it forms part of the detecting circuit. The connecting lead from the sensor plate is soldered to the main PCB as indicated. A further insulated lead is taken from this same point on the PCB and held against the side of the case by a piece of insulating tape to form a capacitive trimming circuit (see photograph and refer to the setting up procedure). The LEDs are



With the protective felt peeled back to reveal the sensor, you can see how the fixing screws should be countersunk so they lie flush. In the internal shot (right), note how the trimming wire is taped to one side of the case.



Fig. 1 This cutaway diagram shows the constructional details for the sensor plate.

directly mounted on the PCB and appropriate holes are drilled in the front case panel to allow these to pass through.

Finally, a piece of felt cut to size is then glued to the rear of the case, covering the sensor plate; this prevents the case from scratching the car bodywork and upsetting your friendly second-hand car dealer!

## Setting Up

Setting up the circuit is straightforward; PR1 controls the detecting sensitivity and PR2 the metal/plastic switching threshold. When altering the presets bear in mind that replacing the case lid will slightly offset the adjustments, so replace the lid after each adjustment to check the effect.

Start with maximum sensitivity, ie set PR1 to its full resistance (anti-clockwise). Then place the case, sensor

side down, onto a non-conductive object. With the lid off, PR2 can now be adjusted until the switching threshold is found. When the 'OK' LED is on, back off preset PR2 until it just extinguishes and the 'BAD' LED comes on (indicating no metal). The unit can now be placed against a metal surface and the 'OK' LED should re-light.

The trimming-wire capacitively couples a small degree of HF voltage into the detector, effectively altering the switching threshold. Its effect can be varied by trimming the length. By experimenting with this if necessary, together with PR1 and PR2, a suitable switching action can easily be found.

Note that the human body is a fairly good conductor — you can prove this by holding your hand against the sensor, when the 'OK' LED should come on. This resulted in one member of staff wandering round the office, checking out the female employees and reassuring them that all was well!

## HOW IT WORKS

CMOS inverter gates IC2a and IC2b form a high frequency oscillator of about 150 kHz. This signal is connected directly to the case, which in turn is capacitively coupled via the sensor to the high-impedance detector circuitry based around IC1. This unusual way of screening the circuit prevents the user's hand from affecting the capacitance between the detector input and the 0 V ground rail.

D1, D2, C1, and PR1 rectify the signal from the sensor and pass this voltage to the positive input of the op-amp, which is configured as a simple comparator. PR1 is used to set the input impedance and hence the sensitivity of the sensor. PR2 sets the switching threshold voltage on the non-inverting input to the comparator. When the coupling capacitance is increased, due to a conductive object lying across the case and sensor, the high frequency signal strength arriving at the detector will increase, raising the voltage on pin 3 of the comparator above the threshold, and switching the output from pin 6 fully positive.

IC2c,d are connected as a Schmitt trigger with R4 supplying positive feedback. This sharpens up the switching action coming from the comparator and further provides suitable drive signals for the two LEDs. These drive signals are buffered and current-limited by IC2e,i which power the LEDs. When metal is detected LED2 is lit and LED1 is off; the converse is true if metal is absent.

## BUYLINES

All ICs and other components for this project are readily available. Most mail-order who advertise within these pages, eg Bi-Pak, will be able to supply all that is necessary. The PCB is available from our PCB Service as advertised on page 94.

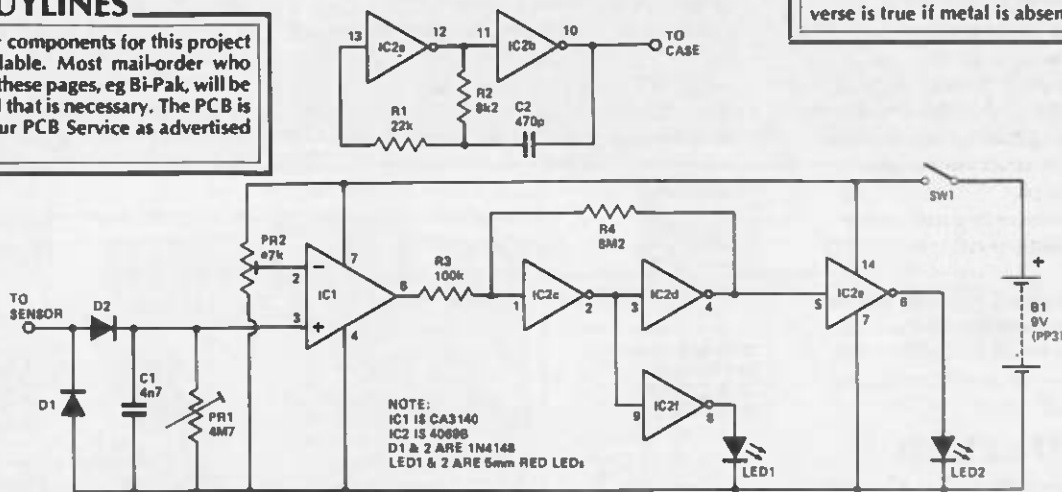


Fig. 2 Circuit diagram.

## PARTS LIST

Resistors (all 1/4 W, 5%)	
R1	22k
R2	8k2
R3	100k
R4	8M2
Potentiometers	
PR1	4M7 miniature horizontal preset
PR2	47k miniature horizontal preset
Capacitors	
C1	4n7 disc ceramic
C2	470p polystyrene
Semiconductors	
IC1	CA3140
IC2	4069B
D1,2	1N4148
LED1,2	5 mm red LEDs
Miscellaneous	
SW1	miniature rocker switch
Battery and clip (PP3); diecast case, approximate size 114 x 64 x 30 mm (RS 509-939 or similar — see Buylines).	

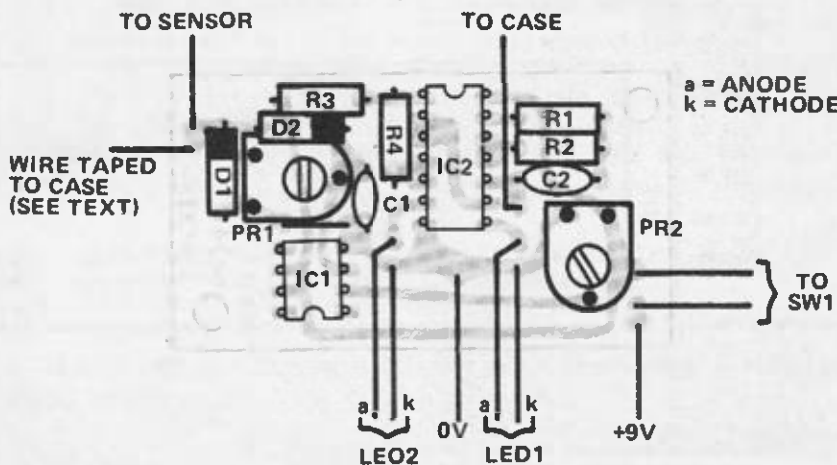


Fig. 3 Component overlay of the ETI Bodywork Checker.

# EXCITING OFFERS!

## DIGITAL VOLTMETER MODULE

Fully built & tested



ONLY £11.95

- Positive and negative voltages with an FSD of 999mV which is easily extended.
- Requires only single supply 7 - 12V.
- High overall accuracy  $\pm 0.1\% + 1$  digit.
- Large bright 0.43" (11mm) LEO displays.
- Supplied with full data and applications information.

Using this fully built and calibrated module as a basis now means that you can easily build a wide range of accurate equipment such as multimeters, thermometers, battery indicators, etc. etc. at a fraction of the cost of ready-made equipment. Full details are supplied with each module showing how to easily extend the voltage range and measure current, resistance and temperature. Fully guaranteed, the unit has been supplied to electricity authorities, Government departments, universities, the P.O. and many companies.

## Temperature Measurement £2.15 +VAT

An easily constructed kit using an I.C. probe providing a linear output of 10mV/°C over the temperature range from -10°C to +100°C. The unit is ideal for use in conjunction with the above OVM module providing an accurate digital thermometer suitable for a wide range of applications.

## Power Supply £4.95 +VAT

This fully built mains power supply provides two stabilised isolated outputs of 8V providing current levels of up to 250mA each. The unit is ideally suited for powering the OVM and the Temperature Measurement module.


## ULTRASONIC ALARM MODULE

Fully built & tested

ONLY £10.95

## Power Supply & Relay Unit £3.95 +VAT

Incorporating a stabilised 12V supply and a s.p.c.o. relay with 3A contacts, this unit is designed to operate in conjunction with the above ultrasonic unit. Fully built and tested, its compact size makes it ideal for constructing the smallest of units.



Range adjustable from 5' - 25'

A really effective fully built module which contains both ultrasonic transmitter and receiver, together with the necessary circuitry for providing the appropriate delays and false alarm suppression. Using this module with a suitable 12V power supply and relay unit such as that shown, a really effective though inexpensive intruder alarm may be constructed. The module, which is supplied with a comprehensive data sheet, is easily mounted in a wide range of enclosures. A ready drilled case, together with all the necessary hardware, is available below.

## Hardware Kit £3.95 +VAT

A suitable ready drilled case together with the various mounting pillars, nuts and bolts, and including a mains switch and 2mm sockets designed to house the ultrasonic alarm module, together with its associated power supply. This hardware kit provides an ideal solution for assembling the economical alarm system. Size 153mm x 120mm x 45mm

In addition to the above a wide range of competitively priced electronic components is stocked. Please telephone your specific requirements.



## RISCOMP LIMITED

Dept. E.T.I. 3.  
21 Duke Street,  
Princes Risborough, Bucks.  
Tel: Princes Risborough (084 44) 6326

- V.A.T. must be added on all items.
- Shop hours 9 - 5.30 (Weds. 9 - 1)
- ex-stock delivery on all items.
- Units on demonstration, callers welcome.
- Post and packing charge 50p per order.
- S.A.E. with all enquiries please.



20 digit scrolling display. Up to 1680 programme steps and 226 memories

- FX 702P £115.95
- FA 2 interface £19.95
- FP 10 printer SOON




fx-5500 10 digit (8 + 2) liquid crystal display. 50 scientific functions. Standard deviation. Fractions. True algebraic logic.

FX 550 £18.95




FX 3600P 10 digit (10 + 2) 38 step programmable calculator with liquid crystal display. Regression analysis. 44 scientific functions. 7 memories, 18 sets of parentheses. True algebraic logic. 6 functions.

FX 3600P £21.95



FX-602P 10 digit (10 + 2) programmable with alpha-numeric liquid crystal display. Up to 512 programme steps and 88 memory registers. 33 parentheses nestable up to 11 levels. Up to 9 subroutines, nestable up to 9

- FX 602P £71.95
- FX 601P £51.95
- FA 1 interface £19.95



TI 59

TI 58C

- TEXAS TI 51-111 32 step £29.95
- TEXAS TI 57 50 Step/150 keystrokes £26.95
- TEXAS TI 58 480 steps or 60 memories £57.95
- TEXAS TI 58C as 58 with constant memory £68.95
- TEXAS TI 59 960 steps or 100 memories £121.95
- TEXAS PC100C printer for 58/58C/59 £148.95

## EL 5101



- SHARP EL 5101 16 digit £41.95
- SHARP EL 5100 24 digit £51.95
- SHARP PC 1211 computer £91.95
- SHARP CE 121 interface £15.95
- SHARP CE 122 printer £71.95

CASIO FX 502P last few at £49.95, CASIO FX 100 £15.95, CASIO FX 330 £15.95, CASIO FX 8100 £23.95, CASIO FX 68 £18.95

## ORDER DETAILS

WRITE OR PHONE FOR DETAILS  
ALL PRICES INCLUDE VAT AND P&P. SEND CASH, POSTAL ORDERS, OR YOUR CHEQUE PAYABLE TO C.S.S. - OR HAVE ANY GOODS UP TO £260 SENT C.O.D. for extra £1.50. ACCESS ON ORDERS OVER £30 ONLY. SAE WITH ENQUIRIES PLEASE  
All goods new, boxed with full guarantee.

CALCULATOR SALES & SERVICE (C.S.S.)  
FREEPOST (no stamp required) REDDITCH WORCS. B96 0BR  
telephone (0527) 43169





# WHY CLASS A?

The System A has aroused a lot of interest among our readers — and a few questions too. In this article Stan Curtis explains 'Why Class A?'

Class A is a mode of operation in which all the output devices operate on the linear portions of their transfer characteristics all the time, the mean current drawn from the supply being constant irrespective of the signal. Class B is a mode in which the output devices split the positive and negative portions of the waveform between them, each device operating from an initially cut off condition (or a low standing current in the case of Class AB). No matter how well engineered, this transition from positive to negative (and vice versa) will cause an irregularity or non-linearity in the transfer characteristic which in the worst case, causes a crossover distortion made up of high order harmonics at high peak amplitudes — harmonics which are very offensive to the ear.

The use of a small standing (quiescent) current through the output stage together with the application of large amounts of overall negative feedback minimises these effects but it must be remembered that at the actual transition point the amplifier becomes effectively open loop (ie no overall negative feedback because the output is zero) and has a very low overall gain (which is dependent upon the current through the output devices); hence the intermodulation distortion of a good Class A amplifier is virtually nil at low powers and then rises gradually with increased level (see Fig. 1).

## Improper Conduct

The second major problem of Class B amplifiers is their operation at high signal frequencies. Figure 2 shows a typical Class B transistor output stage. As the voltage across the base-emitter junction of Q1 changes from a negative (forward) bias to a positive (reverse) bias, the base current of Q2 will decrease. Because of emitter-base junction capacitance the base current of Q2 will lag the base-emitter voltage of Q1. Thus when the base-emitter voltage of Q1 is zero, there will still be some charge remaining on the base-emitter capacitance of Q2. This charge only leaks away slowly since Q1 is cut off. Thus Q2 remains conducting after Q1 has been cut off and so the conduction angle of each output transistor can be much greater than 180°. This results in the familiar 'notch' distortion, higher current drain from the power supply, lower efficiency and hence increased dissipation by the output transistors.

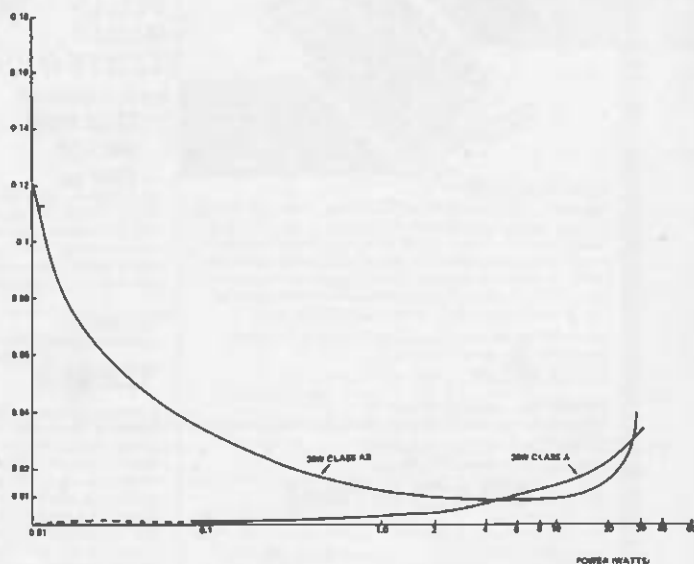
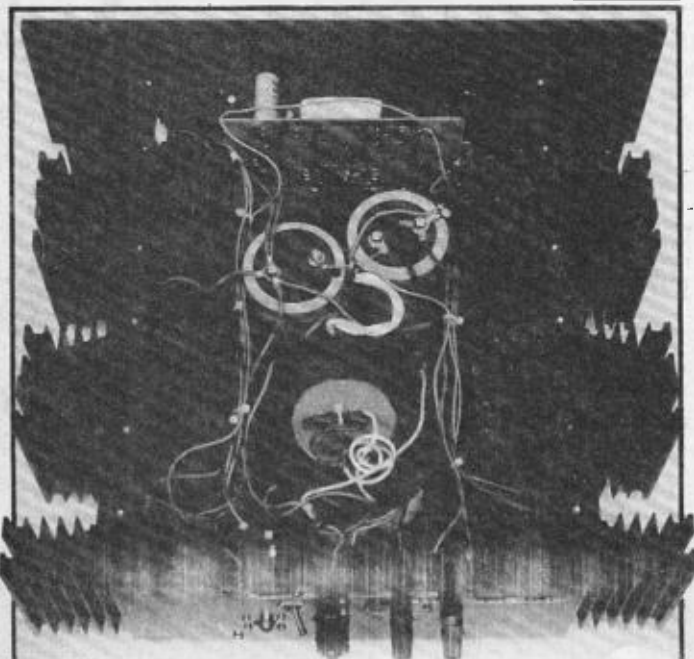


Fig. 1 Comparative distortion versus power curves for two typical amplifiers. The vertical scale shows TMD in %.

These problems do not occur in the Class A amplifier because the transistors are always on and so never have to be switched. Thus a Class A amplifier can be designed to have an extended bandwidth with a consequent reduction of high frequency distortion and increased slew-rate.

With all the output transistors conducting in the linear collector region, the distribution of the distortion harmonics is more desirable than the equivalent Class B (or Class AB) amplifier because the non-linearities in the transfer curve are smoother and less abrupt. These low order harmonics (primarily second and third) are far less audibly offensive than those of higher orders. The push-pull output stage of the System A power amp results in a cancellation of the even order harmonics leaving a small amount of the third harmonic which can be reduced to insignificance by the application of a moderate amount of negative feedback.

## Heat Treatment

Another advantage of the Class A design is that of thermal equilibrium. The standing dissipation of the amplifier is between two and four times the rated output power. The output stage dissipation is lowest at full output; thus, in the case of a music signal, the amplifier will be operating near its normal running temperature (which is also its maximum temperature). This thermal stability will tend to minimise the temperature dependent variations of gain,  $V_{be}$ , and reverse leakage current, as well as avoiding the danger of thermal shock when the signal level changes suddenly. Conventional Class AB amplifiers have their output stage biasing set by a transistor which is thermally coupled to the heatsinks; but there is a thermal lag between increase in the temperature of the output transistor junction and a proportional increase in the temperature of the heatsink. Thus following a large amplitude signal (and the consequent heating up of the junctions) the bias voltage will be tracking the wrong temperature and so, for a short time, the crossover non-linearity may be far worse than the designer intended.

## Driving It Home

Loudspeakers are not the simple resistive loads that engineers desire them to be. This is not the time or the place to go into much detail but suffice it to say, that some amplifiers are completely incapable of driving a real loudspeaker with anything like the fidelity they demonstrate on the test bench. For one thing loudspeakers store energy particularly in their resonant conditions, and this same energy can be dissipated in the form of electrical current pushed back into the amplifier. Thus the perfect amplifier needs the ability to sink a lot of current as well as source it; and it should also have a very low output impedance (the theoretical ideal would be zero).

Most amplifiers achieve a low output impedance (ie high damping factor) by applying a large amount of negative feedback. For example the open loop output impedance could be 5R but apply 40 dB of negative feedback and it drops to a respectable 0.05R. But the mathematics show that the important thing is the open loop impedance so efforts must be made to keep this very low. Typical figures that I have measured on commercial amplifiers range mostly from 1R to 5R with a few much higher still and one or two lower at nearly 0.5R. The System A design has the advantage of effectively having three output stages in parallel and so the output impedance of one stage is effectively divided by a factor of three. In fact (skipping the mathematics again) the open loop output impedance of this amplifier is less than 0.1R. As a result the measured 'Interface Intermodulation Distortion' is very low indeed.

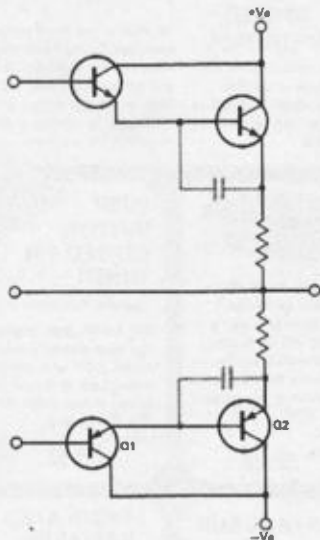


Fig. 2 Typical Class B output stage.

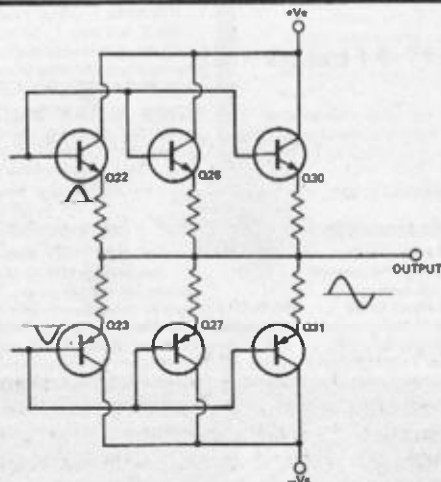


Fig. 3 Simplified diagram of the System A output stage; effectively it is three stages in parallel.

ETI

<b>BATTERIES</b> NICAD, vented rechargeable 1.2v Super life state - buttons or tabs 'AA' HPT 5Ah C1.80 'C' U11 1.8Ah C2.17 'D' U2 4Ah C2.17 CHARGER universal for above by JECKSON C8.00		<b>BRIDGES</b> WOO5 25p MDA100 32p WQ2/4 25p PM7A2 64p SS B40 48p	
<b>ELECTROLYTIC TOL 10% - 50% IN MFDS</b> TUBULAR 63v AXIAL PLUG IN LEADS 7x 5mm FU 65B 65C QES 20mm 1 8p 2.2/80v 11x5 3p 10p 2 13x6 4.7/63v 11x8 7p 60mA 3 13x6 22/35v 13x8 8p 500mA 4 13x6 47/35v 12x10 8p 1A 5 13x7 100/25v 13x10 8p 2A 6 10 220/35v 17x10 11p 10 19x7 470/63v 20x10 11p 22 18x9 1600/100 TAGS 8p PCB FUSE 47 19x10 1800/63v 25x15 17p CLIPS 1p 100 31x13 220 31x13		<b>ZENERS</b> BZY88 3v to 10v 9p BZX81/85 1W 3v3 to 33v 7p 5W 10W on request	
<b>POLYESTER PLUG IN BOX STYLE TOL 10% BY EVOX MULL PLES ETC</b> All at 4p PC/M All at 6p PC/M 001/400v 10 22.250v 15 0022/400v 10 33/100v 15 0033/400v 10 47/200v 22 0047/400v 10 68/100v 15 01/630v 10 1.0/100v 15 022/250v 10 All at 12p 033/250v 10 1.5/100 22 047/100v 10 2.2/100 22 088/100v 10 All at 18p 1.250v 10 3.3/100v 22 In MFDS sizes in mm 4.7/100v 27		<b>LEDB</b> 125' TIL208 Green 12p Red 7p Yellow 13p 2' TIL220 Green 12p Red 10p Yellow 13p RECT Red 17p 2 CLIPS 5p TIL111 67p	
<b>POLYESTER AXL 10%</b> 5p 33 100v 3p 022 250v 47 750v 22 35 047 250v 68 400v 47 35 1 160v 1.0 250v 1.0 35 22 400v 1.5 100v 2.2 20		<b>TANT BEAD 20%</b> Val V Val V Val V 1 35 7p 4.7 25 12p 22 35 9p 10 25 24p 1.0 35 9p 22 35 36p 1.0 35 10p 100 8 44p 2.2 20 12p 150 16 50p	
<b>DIODES by (ITT, MULL, SESCOSEM, TEXAS (CODE))</b> AAZ15 3p OA47 8p 1N916 3p BAX13 18 3p OA80/91 6p 1N4002 23p BAY71 8p OA200/2 11p 1N4004 33p BV127 7p RPS108 3p 1N4007 8p BV206 19p SZB171 9p 1N4148 13p BV266 8p IAV30 8p 1N5387 7p BVX10 30p IN270 6p 1N5404 11p CV8790 5p 1N914 2p 1N5407 13p			
<b>ICs DIL PINNING - I LM AND CA</b> 301 181 22p 555 8p 18p 747 (14) 37p 308 181 42p 555 (14) 42p 458 (8) 27p 311 181 41p 555 (14) 95p 3046 (14) 58p 324 (14) 35p 567 (8) 95p 3080 (8) 63p 338 (14) 44p 708 (14) 21p 3140 (8) 52p 348 (14) 56p 710 (14) 32p 3900 (14) 43p 380 (14) 85p 725 (8) 1.92 3914 (8) 2.36 381 (14) 84p 741 (8) 18p 13800 (16) 99p			
<b>ICs DIL PINNING - I MISC</b> TL081P (8) 80p 2102AN 450 80p 6821P (40) 1.88 TL082P (8) 80p 2114AN 300 1.82 6850P (24) 1.88 LF351 (8) 64p 27080 450 1.38 6852 (24) 2.46 LF353 (8) 96p 2716Q 450 1.80 1CM7565 (8) 82p ZN414 (3) 2.34 6800P (40) 1.87 8080A (40) 1.90 ZN425 (16) 1.18 6802P (40) 1.81 8154 (40) 17.90			
<b>ICs LPS 74LS -- N</b> 00 18p 74 19p 02 14p 65 74p 04 18p 90 40p 05 18p 108 32p 06 18p 123 40p 10 14p 132 80p 14 35p 138 40p 27 18p 240 84p 30 18p 244 86p 33 18p 367 48p 51 18p 374 97p		<b>CMOS BUFF 40 -- N</b> 01 12p 16 34p 29 48p 02 12p 17 48p 40 48p 06 48p 16 48p 41 62p 07 18p 20 54p 42 62p 08 82p 21 84p 46 80p 11 18p 22 84p 48 20p 12 20p 23 18p 60 62p 13 34p 24 42p 65 34p 14 48p 25 12p 68 16p 15 48p 27 38p 81 20p 28 48p 93 38p	
<b>TTL 74 -- N</b> 00 10 40 19p 42 24p 47 38p 51 18p 70 17p 86 17p 132 68p 183 98p 194 38p 197 12p 383 38p		<b>SOCKETS GOLD T.1 8 Pin 9p. 14 Pin 7p. 16 Pin 9p. LOW PROF. SILV STANFORD 24 Pin 17p. 40 Pin 27p</b>	
<b>POTS CERMET HORIZ round plug in 50R 100R, 10K 100K 10p ENCLOSED MOULDED CASE</b> <b>RESISTORS E12 K N C FILMS 5% 1p M FILM 2% 3p</b> SCRS 8T108/151 77p C106D 36p 2N4443 65p 2N5061/2 7p <b>SWITCH PUSHBUTTON PCB MTG 6 PIN MAKE BREAK</b> 250v 17p ROCKER FOR 1-1/8" x 1/2" HOLE SPST 15A 250v 19p			
<b>TRANSISTORS</b> BD232/6/8 29p 11P306 39p AC127/8 28p BD337/8 33p 11843 27p AC176 23p BD875A 48p T1S90/91 AD149 68p BF244B 25p 2T3212A 6p AD161/2 28p BF258/9 24p 2N886/8 18p AU113 1.80 BF337/8 21p 2N818/30 18p BC107/8 10p BF329/85 17p 2N1813 28p BC108/8 12p BFV50/51 19p 2N1711 18p BC109 10p BRY38 24p 2N2218/19 15p BC109C 12p BSY67/68 29p 2N2222A 12p BC141/2/3 19p BSK29 19p 2N2389A 18p BC177/8/9 12p BU126 1.02 2N2646 48p BC182/8/L 6p BU205/8 96p 2N2905/7 18p BC183/8/L 6p BU208 80p 2N3083 22p BC184/8/L 6p BU328A 1.12 2N3054 22p BC212/8 9p BU767 88p 2N3056 39p BC213/8 6p MJ2501 1.08 2N3442 88p BC214/8/LB 9p MJ3001 1.08 2N3702/4 7p BC237/8 9p MJ340 30p 2N3708/10 8p BC238/98 9p MJ350 42p 2N3771/2 8p BC337/8 9p MPSA08/14 14p 2N3773 1.38 BC477/8 19p MPSA42/3 12p 2N3846 8p BC547/8 19p MPSA88/92 21p 2N4356 39p BC548/8 19p DC28 71 88p 2N5320/2 29p BC548B 3p TR28/30 17p 2N5447/9 8p BC548B 3p TIP31A/32A 25p 2N5457/9 30p BC557/8/9 3p TIP41A/42A 37p 2N5550 12p BCY70/71 14p TR97 28p 2N5626 12p BD112/116 88p TIP110/115 37p 2N6107/9 37p BD131/2 29p TIP121/126 36p 2N5385 68p BD136/6 32p TIP2955 38p CD40107 17p			
<b>V REGS</b> LM 309K 1.12 LM 7230N 29p LM7812 33p LM 317K 2.38 LM7806/15 62p LM7905/15 63p			

STOCK OF ALL ITEMS ENQUIRIES WELCOME FOR OTHER ITEMS NO ALTERNATIVES WITHOUT PERMISSION DETAILED INVOICE WITH EVERY ORDER

TO CRIMSON COMPONENTS LTD.  
 101 ST. LEONARDS RD  
 WINDSOR & ACCESS  
 BERKS SL4 3BZ  
 TEL: 07635-57340

ORDER FORM CUT ALONG DOTTED LINE AND FOLD

NAME \_\_\_\_\_  
 ADDRESS \_\_\_\_\_  
 PAY CASH WITH ORDER £ \_\_\_\_\_  
 Carriage if order £3 + free otherwise add £0.36 inc. s VAT  
 VAT 15% extra (UK Only) £ \_\_\_\_\_ TOTAL £ \_\_\_\_\_

# BI-PAK AUDIO THE PROFESSIONAL APPROACH

## HIGH QUALITY MODULES FOR STEREO MONO AND OTHER AUDIO EQUIPMENT

BI-PAK Audio Modules are famous for their variety, quality of design and ruggedness. For over 10 years BI-PAK have been suppliers to manufacturers of high quality audio equipment throughout the world - to date, well over 100,000 modules have been sold - this is why discerning amateur enthusiasts and professionals alike insist on using BI-PAK modules in their equipment.

They know that every item is designed and tested to do the job for which it is intended before it leaves the factory. Whatever you are building there is a kit or module in the BI-PAK range to suit your every need.

### AUDIO AMPLIFIERS


510 watts (RMS)  
AL20 5 watt Audio Amp Module 22.5v supply £3.57  
AL26A 7.10 watt Audio Amp Module 22.5v supply

£4.16.



### AUDIO AMPLIFIERS


15.25.35 watts (RMS)  
AL80 15.25 watt Audio Amp Module 30.50v supply £5.15.  
AL80 35 watt Audio Amp Module £8.07



### AUDIO AMPLIFIER

Audio Amplifier 50W R.M.S., with integral heat sink and short circuit protection.  
Introduced to fulfil the demand for a fully protected power amp, capable of driving high quality speaker systems all up to 50w with distortion levels below 0.5%. Ideal for domestic use. Discos, P.A. systems, electronic organs, etc. The generously rated components ensure continuous operation at high output levels. AL120 50 watt Audio Amp Module 50.70v supply

£13.14.



### AUDIO AMPLIFIER

125 watts (RMS) AL250  
A power amplifier providing an output of up to 125w RMS, into a 4 ohm load. Four 115w transistors in the output stage makes it extremely rugged while damage from incorrect or short circuit loads is prevented by a four transistor protection circuit. For use in many applications such as disco units, sound reinforcement systems, background music players etc.  
AL250 125 watt Audio Amp Module 50.80v supply

£19.60.



### POWER SUPPLIES

PS12 24v Supply Suit: 2 x AL10 2 x AL20 2 x AL30 6 PA125A45 £1.06. SPM400 33v Stabilised supply Suit: 2 x AL80 PA100 to 15 watts £4.84. SPM12045 45v Stabilised supply Suit: 2 x AL60 PA100 to 25 watts £8.38. SPM12055 55v Stabilised supply Suit: 2 x AL80 PA200 £8.38. SPM12065 65v Stabilised supply Suit: 2 x AL120 PA200 1 x AL250 £8.38. SG30 15.0 15 Stabilised power supply for 2 x GE100 MKII £8.00.



SPM120 is a fixed voltage stabiliser with an output voltage of either 45v, 55v, or 65v. Designed for use in audio applications, the stabiliser which provides output currents up to 2.5A operates direct from a mains transformer requiring only the addition of two electrolytic capacitors to complete the power supply.



### STEREO PRE-AMPLIFIERS

PA12 Supply voltage 22.5v input sensitivity 300mv Suit AL10 AL20 AL30 £8.95. PA100 Supply voltage 30.5v inputs Tape Tuner Mag P.U. Suit: AL60 AL80 £17.05. PA200 Supply voltage 35.7v inputs Tape Tuner Mag P.U. Suit: AL80 AL120 AL250 £18.24.



The PA200 is basically our popular PA100 modifications being made to make it compatible with the higher output amplifiers i.e. AL120 & AL250. The unit boasts six push button selectors giving a choice of 3 inputs, 2 filters for both high and low frequencies and a stereo or mono button, all combining to give a top quality stereo pre-amplifier and tone control.

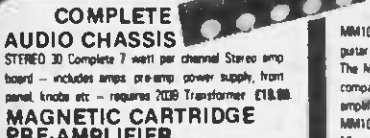


### COMPLETE AUDIO CHASSIS

STEREO 30 Complete 7 watt per channel Stereo amp board - includes amps pre-amp power supply, front panel, knobs etc - requires 2030 Transformer £18.00

### MAGNETIC CARTRIDGE PRE-AMPLIFIER


Enjoy the quality of a magnetic cartridge with your ceramic equipment using the MPA30 which is a quality pre-amp enabling magnetic cartridges to be used where facilities exist for ceramic cartridges only. With a DIN input socket & full, easy to follow instructions MPA30 Stereo Mag Cartridge, Pre-amp - input 3.5mv Output 100mv £3.27.



### MONO PRE-AMPLIFIERS

MM100 suitable for disco mixer. MM100G suitable for guitar pre-amp mixer.  
The MM100 and MM100G mono pre-amplifiers are compatible with the AL60, AL80, AL120 and AL250 power amplifiers and their associated power supplies.  
MM100 Supply voltage 40-65v inputs Tape Mag P.U. Microphone Max output 500mv £12.43. MM100G Supply voltage 40-65v inputs 2 Batteries, Microphones Max output 500mv

£12.43.




### GE100 MKII

10 Channel Monographic Equaliser.

Only 155mm x 65mm x 50mm including the 10 x 10K 45mm slider potentiometers and knobs which are mounted on a board above the circuitry. In the range of 31Hz to 10KHz you can cut and boost  $\pm 20$ dB with the 10 sliders, each with frequency marked on the control board. The GE100 uses include mixers, P.A. systems and discos. It will also improve the sound reproduction of your existing audio equipment. Power supply for GE100 and SG30 Together with Transformer no. 2043. GE100 MKII 10 Channel mono-graphic Equaliser with sliders & knobs

£20.00.



### PUSH BUTTON STEREO FM TUNER

Fitted with Phase locked loop decoder S453 Provides instant programme selection at the touch of a button ensuring accurate tuning of 4 pre-selected stations any of which may be altered as often as you choose simply by changing the settings of the preset controls. Features include FE1 input stage, Var-cap diode tuning

£19.00.



Transformers are not included with power supplies. SPM120 Range also require reservoir and output capacitors

### TRANSFORMERS

2041 1.7 amp 25v suit SPM40 £4.98. 2035 2 amp 55v £8.06. 2036 750mA 17v Suit PS12 £2.85. 2040 1.5 amp 0-45v 55v Suit SPM12045 SPM12055 £8.46. 2041 2 amp 0-55v 65v Suit SPM12055 SPM12065 £8.46. 2039 1 amp 0-20v Suit Stereo 30 £3.56. 2043 150mA 15.0-15v Suit SG30 £1.84.

### ACCESSORIES

139 Teak Cabinet Suit Stereo 30 320 x 235 x 81mm £7.80. 140 Teak Cabinet Suit STA15 425 x 290 x 95mm £1.80. FP100 Front Panel for PA100 & PA200 £1.80. BP100 Back Panel for PA100 & PA200 £1.80. GE100FP Front Panel for one GE100MKII £1.75. TC88 Kit of Parts including Teak Cabinet chassis, sockets & knobs etc to house STA15 Amplifier £17.80. PS250 Connects - 1 capacitor & 4 diodes for constructing unregulated power supply for AL250 to 125 watts £2.88.



### BI-PAK'S COMPLETELY NEW CATALOGUE

Comprising redesigned full of the type of components you require plus some very interesting ones you will soon be using and of course the largest range of semi-conductors for the Amateur and Professional you could hope to find.

There are no wasted pages of useless information as often included in catalogues published nowadays. Just solid facts i.e. price, description and individual features of what we have available. But remember BI-PAK's policy has always been to sell quality components at competitive prices and THAT WE STILL DO.

BI-PAK'S COMPLETELY NEW CATALOGUE is now available to you. You will be amazed how much you can save when you shop for Electronic Components with a BI-PAK Catalogue. Place one by you all the time. It pays to buy BI-PAK.

To receive your copy send **75p** plus 25p p&p

### BI-KITS

STAS 5 watts per channel Stereo Amplifier Kit consisting of 2 x AL20 amplifiers 1 x PA12 pre-amplifier 1 x PS12 power supply 1 x 2036 transformer and necessary wiring diagram £18.52. STA10 10 watts per channel Stereo Amplifier Kit consisting of 2 x AL30 amplifiers 1 x PA12 pre-amplifier 1 x PS12 power supply 1 x 2038 transformer and necessary wiring diagram £20.63.

STA15 15 watts per channel Stereo Amplifier Kit consisting of 2 x AL60 amplifiers 1 x PA100 pre-amplifier 1 x SPM40 power supply 1 x 2034 transformer 2 x coupling capacitors for 8 ohms 470 mfd 50v and necessary wiring diagrams £36.76. STAZ5 25 watts per channel Stereo Amplifier Kit consisting of 2 x AL50 amplifiers 1 x PA100 pre-amplifier 1 x SPM12045 power



### REGULATED VARIABLE STABILISED POWER SUPPLY

Variable from 230 volts and 0.2 Amps. Kit includes - 1 x VPS30 Module, 1 x 25 volt 2 amp transformer, 1 x 0.50v 2" Panel Meter, 1 x 0.2 amp 2" Panel Meter, 1 x 470 ohm wirewound potentiometer, 1 x 4k7 ohm wirewound potentiometer. Wiring Diagram included. VPS30 KIT £20.

### SIREN ALARM MODULE

American Police type siren powered from any 12 volt supply into 8 or 8 ohm speaker. Ideal for car burglar alarms, freezer break-down and other security purposes. BP124 5 watt 12v max - Siren Alarm Module £3.85.



# BI-PAK

Send your order to Dept ETI 17 BI-PAK PO BOX 6 NARE HURTS, SHREVE BURNE, BEDFORDSHIRE.  
TERMS: CASH WITH ORDER SAME DAY DISPATCH. ACCESS.  
BANK OF AMERICA ALLENBY TEL: 0920 3182 GIRDNER 2006  
AND 15% VAT 50p PER ORDER POSTAGE AND PACKING



Use your credit card. Ring us on 0462 3182 NOW and get your order even faster. Goods normally sent 2nd Class Mail.  
Remember you must add VAT at 15% to your order. Total Postage add 50p per lot/order.

Step-by-step fully illustrated assembly and fitting instructions are included together with circuit descriptions. Highest quality components are used throughout.

# Sparkrite


BRANDEADING ELECTRONICS

NOW AVAILABLE IN KIT FORM



## SX1000 Electronic Ignition

- Inductive Discharge
- Extended coil energy storage circuit
- Contact breaker driven
- Three position changeover switch
- Over 65 components to assemble
- Patented clip-to-coil fitting
- Fits all 12v neg. earth vehicles






## SX2000 Electronic Ignition

- The brandleading system on the market today
- Unique Reactive Discharge
- Combined Inductive and Capacitive Discharge
- Contact breaker driven
- Three position changeover switch
- Over 130 components to assemble
- Patented clip-to-coil fitting
- Fits all 12v neg. earth vehicles



## MAGIDICE Electronic Dice

- Not an auto item but great fun for the family
- Total random selection
- Triggered by waving of hand over dice
- Bleeps and flashes during a 4 second tumble sequence
- Throw displayed for 10 seconds
- Auto display of last throw 1 second in 5
- Muting and Off switch on base
- Hours of continuous use from PP7 battery
- Over 100 components to assemble
- Supplied in superb presentation gift box



## TX2002 Electronic Ignition

- The ultimate system
- Switchable contactless
- Three position switch with Auxiliary back-up inductive circuit
- Reactive Discharge
- Combined capacitive and inductive
- Extended coil energy storage circuit
- Magnetic contactless distributor triggerhead
- Distributor triggerhead adaptors included
- Can also be triggered by existing contact breakers
- Die cast waterproof case with clip-to-coil fitting
- Fits majority of 4 and 6 cylinder 12v neg. earth vehicles
- Over 150 components to assemble



## AT-80 Electronic Car Security System

- Arms doors, boot, bonnet and has security loop to protect fog/spot lamps, radio/tape, CB equipment
- Programmable personal code entry system
- Armed and disarmed from outside vehicle using a special magnetic key fob against a windscreen sensor pad adhered to the inside of the screen
- Fits all 12v neg earth vehicles
- Over 250 components to assemble

## VOYAGER Car Drive Computer

- A most sophisticated accessory
- Utilises a single chip mask programmed microprocessor incorporating a unique programme designed by EDA Sparkrite Ltd.
- Affords 12 functions centred on Fuel, Speed, Distance and Time
- Visual and Audible alarms warning of Excess Speed, Frost/Ice, Lights left-on
- Facility to operate LOG and TRIP functions independently or synchronously
- Large 10mm high 400ft-L fluorescent display with auto intensity
- Unique speed and fuel transducers giving a programmed accuracy of + or - 1%
- Large LOG & TRIP memories: 2,000 miles, 180 gallons, 100 hours
- Full Imperial and Metric calibrations
- Over 300 components to assemble
- A real challenge for the electronics enthusiast!



All EDA-SPARKRITE products and designs are fully covered by one or more World Patents.

EDA SPARKRITE LIMITED 82 Bath Street, Walsall, West Midlands, WS1 3DE England. Tel: (0922) 614791

	SELF ASSEMBLY KIT	READY BUILT UNITS
SX 1000	£12.75	£27.95
SX 2000	£19.95	£43.75
TX 2002	£29.95	£62.95
AT. 80	£24.95	£49.75
VOYAGER	£49.95	£84.75
MAGIDICE	£12.95	£19.95

PRICES INC. VAT. POSTAGE & PACKING

NAME \_\_\_\_\_ ETI  
ADDRESS \_\_\_\_\_

I ENCLOSE CHEQUE(S)/POSTAL ORDERS FOR

£ \_\_\_\_\_ KIT REF. \_\_\_\_\_

CHEQUE NO. \_\_\_\_\_  
24 hr. Answerphone  
PHONEYOURORDERWITHACCESS/BARCLAYCARD  
SEND ONLY SAE IF BRDCHURE IS REQUIRED

BRANDEADING BRITISH ELECTRONICS

CUT OUT THE COUPON NOW!

# ENGINEER'S GUIDE TO BASIC

In the final part of this series, Stewart Fleming looks at arrays, techniques of structured programming, and some simple example programs.

In this article a fourth type of variable item, the array, is introduced together with the DIM statement which is a preliminary statement usually required by BASIC before an array can be used. This is followed by a review of the naming conventions employed by different BASICs for all four types of variable. This section is concluded by a description of some problems that can occur with BASICs offering strings and floating-point numbers and how they can be easily and neatly overcome. (This will complement last month's issue where we looked at a limitation of BASICs which offer only strings and integers). Finally we introduce the concept of structured programming.

## Hip Hip Array

In last month's issue, the variable was introduced as a box containing a value — string, integer or real. An array simply extends this idea to several boxes, side by side, but all having the same name.

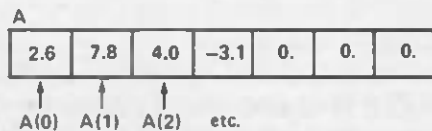


Fig. 1 Real array containing seven elements.

Fig. 1 shows an array, A, seven elements long, with each element containing a single real number. This is known as a real array. It is also possible to have integer arrays, with each element containing an integer, and string arrays, where each element contains a string; the types of array available to the BASIC user will depend on his version of the language. Figures 2 and 3 show two more arrays, B\$ and C.

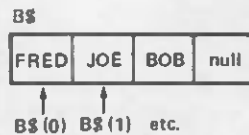


Fig. 2 String array containing four elements.

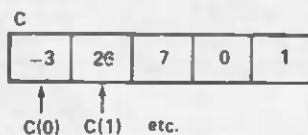


Fig. 3 Integer array containing five elements.

Each element in an array behaves like a single variable, and is identified by its position relative to the leftmost box using an integer value known as the subscript. The subscript appears in brackets after the variable name. Thus in the first example, the value of A(2) is 4.0. Arrays are used to store data items which are

similar in some way or when we wish to carry out a particular operation on several items of data. An example is given in the section on structured programming.

## Sizing It Up

The size or length of an array is the number of elements it contains. Before an array is used in BASIC it should be dimensioned using the dimension statement DIM. Thus to create an array A of seven elements we would put the statement DIM A(6) (remember the numbering starts at zero) — preceded by a line number — in the program. If the DIM statement is omitted, an error is produced when an attempt is made to reference the array. A possible exception may occur as most BASICs (of which Research Machines' extended BASIC, PET and APPLE BASICs are examples) will create an 11 element array automatically on encountering a reference to an undimensioned array name. A dimension error is then only produced if the subscript is too big or too small.

Long, thin arrays as above are known as one-dimensional arrays or vectors. Most integer BASICs allow only one-dimensional arrays but, as we shall see later, arrays may also be two, three or multi-dimensional (a two-dimensional array is called a matrix). There is a theoretical maximum number of allowed dimensions (eg 88 for Applesoft BASIC) but if you think your program needs that many you can be sure your array is awry!

A final point on arrays also concerns Integer BASICs. As a general rule, BASICs which offer floating-point numbers tend also to offer string arrays — each element of the array being capable of holding a complete string of up to 255 characters. By contrast, integer BASICs (eg the ZX80 4K BASIC and Apple II BASIC) do not allow string arrays, and in addition some (such as Apple II BASIC) require ordinary string variables to be previously DIMENSIONED for the number of characters the variable is

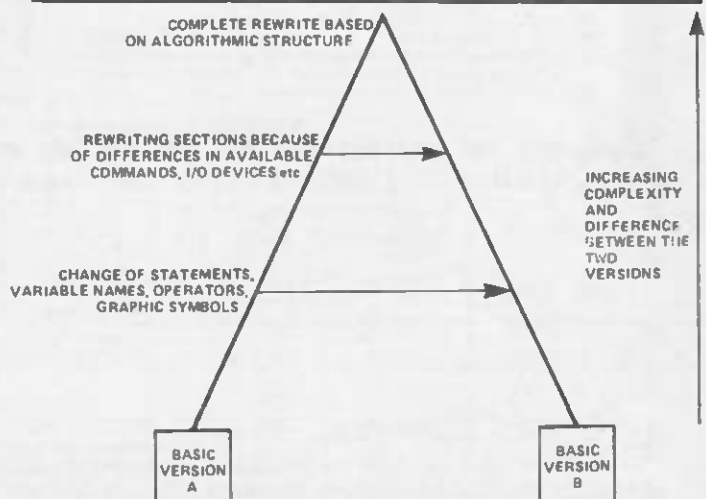


Fig. 4 The complexity of rewriting a structured program depends on the differences between the BASICs.

likely to contain. Acorn Atom BASIC is an interesting exception since it not only allows individual strings to be stored one character at a time in previously DIMensioned variables, but also allows lots of strings to be stored — one per element — in an array, each element of the array requiring to be separately DIMensioned for the number of characters it is likely to contain!

## The Name Game

The naming conventions for all four types of variables, integers, reals, strings and arrays, varies considerably between BASICs.

Numeric (floating-point) variable names in Research Machines' Extended BASIC (Version 5) and Nascom II 8K BASIC begin with a letter and may be optionally followed by an alphanumeric (A to Z, 0 to 9). To improve readability, longer variable names such as SUM and AVERAGE may be used, but only the first two characters are significant — hence COMET and COEFF are equivalent. String variables are subject to the above restrictions but in addition the name has a dollar sign, \$, appended. Real arrays have the same naming conventions as real variables; string arrays have the same naming conventions as string variables. Thus A\$, X7 and XY are all valid but 7X is not. Note that A and A\$ are separate variables and both may be used within the same program.

Applesoft BASIC and Commodore PET BASIC (Version 4.0) are similar to the above except that in addition, integer variable names have a percent, %, appended. Hence C% specifies an integer variable (or array).

Naming conventions for TRS-80/Video Genie BASICs are similar to those for the PET except, in addition, ordinary (single-precision) floating-point variable names may be optionally followed by an exclamation mark (eg D4!) and double-precision variable names must be followed by a hash symbol, # (eg A#).

With Apple II integer BASIC and Sinclair ZX80 4K integer BASIC, integer variable names start with a letter and may be followed by a number of alphanumerics (up to about 100 in Apple II) all of which are significant. The same applies to string variable names and array names in Apple II BASIC (string variables must also have a \$ appended); with the ZX80, however, string variable names are restricted to a single letter followed by a \$ and integer array names to a single letter. Thus FRED, JOE\$ and ATILLA(1) could all occur in Apple II program but only FRED in a ZX80 4K BASIC program.

Acorn Atom BASIC allows 26 variables which may be used to store integers or strings. These are the letters A to Z. If a variable is to represent a string, it will be preceded by a \$. Thus A is an integer variable; \$B is a string variable. (There is also a variable denoted by @ and called the 'print field size'). Unlike most BASICs, the same letter cannot be used to simultaneously represent both types. Thus A and \$A cannot both be used at the same time to represent a number and string respectively. Atom BASIC has 27 integer arrays AA...ZZ and @@. The floating-point extension additionally allows the user 27 real variables, %A, %B...%Z and %@, and 27 real arrays %AA, %BB...%ZZ and %@@.

A final note concerning variable names: no variable name must be the same as, or contain, a BASIC reserved word. Thus, FOR and ON will be illegal variable names as also will PONY (since it contains ON).

BASIC numeric values are initially set to zero, and string variables to the null string. Note that BASIC numeric arrays may not always be initially set to zero and so it is a good practice to set them to zero prior to use.

## A Real Dilemma

Last month, we considered the limitations that can arise in a BASIC which only offers integers and strings. We shall complete this section by considering two situations that can arise when using a BASIC which offers real (floating-point) numbers.

It is not to be supposed from this that a BASIC which only offers floating-point numbers is necessarily inferior to a BASIC offering integers as well; some BASICs offering both still convert integers to reals before performing any calculations (though ones which can also perform integer arithmetic offer advantages of speed and accuracy in some instances), and the two situations described here can arise with any floating-point BASIC.

**Surprise Number 1** Consider the following program;

```
10 LET T = 1/10
20 LET S = 0
30 FOR I = 1 TO 1000
40 LET S = S + T
50 NEXT I
60 PRINT S
70 END
```

Those with some knowledge of BASIC will recognise this as a program to add up 0.1 a thousand times. What is surprising is that the computer may print 99.9991 or similar, rather than 100, at line 60. The reason is that the value of T, 0.1, can only be represented approximately in floating-point form. However, the small error is accumulated 1000 times as line 40 is repeatedly executed, hence the final error. If you suspect that something like this is happening in a program, and you know that the answer should be an integer, add 0.5 to the value and take the integral part:

```
55 LET S = INT(S + 0.5)
```

will do the job.

This formula can always be used to force rounding to the nearest whole number. A general formula for rounding off a value X to D decimal places is:

$$X = \text{INT}(X * 10^D + 0.5) / \text{INT}(10^D + 0.5)$$

where  $X \geq 1$  and  $X < 999999999$ .

Actually, the PRINT instruction carries out slight rounding on your behalf, so the problem described here would not have occurred if the 1000 of line 30 had been replaced by, say, 30.

**Surprise Number 2** In the following program,

```
10 LET T = 1/10
20 LET S = 0
30 FOR I = 1 TO 30
40 LET S = S + T
50 NEXT I
60 PRINT S
70 DIM A(3)
80 LET A(2) = 2
90 LET A(3) = 3
100 PRINT A(S)
110 END
```

the number 3 will be printed out at line 60, but 2 at line 100! The reason that this occurs is that real numbers are always truncated to the highest whole number in the evaluation of array subscripts. The value of S was very slightly less than 3, so it was truncated to 2 in line 100 and the value of A(2) was printed. This problem can always be remedied by adding a small number such as 0.1 to the array subscript; ie changing line 100 to

```
100 PRINT A(S + 0.1)
```

prints 3 as required.

## Structured Programs

As promised, we now briefly consider structured programming. This is a language-independent approach to programming in which all the tasks to be performed by the program are broken down into three types of item. Once the complete task has been specified as combinations of these three types of item in an algorithm, it may be readily programmed in a suitable language, in our case BASIC.

The three types of item are:

- Processing statements — these are straightforward actions, eg add 1 to X.
- Decision structures — these are of two types. The first has the following form:

if logical expression then processing statement A  
The logical expression is a statement that may be evaluated as either true or false. For example, a decision structure might be

if  $X = 3$  then add Y to X

The logical expression here is  $X = 3$ . If the current value of the variable X is actually 3 the expression is true; otherwise it is false.

If a logical expression is true, we carry out processing statement A and then go to the next part of the algorithm; if it is false, we go directly to the next part of the algorithm.

The second type of decision structure is

if logical expression then processing statement A  
else processing statement B

In this case either processing statement A or processing statement B is executed (but not both), depending on the truth or otherwise of the logical expression, eg

if the river is >6ft wide then [walk to nearest bridge]  
else [jump across]

The deviousness of structured programming begins to become apparent when we realise that the processing statements A and B may themselves be lists of processing statements or even another decision or looping structure! Note the use of positioning and brackets to make the algorithm clearer.

- Looping structures — these are also of two types. When we want to perform a processing statement a predetermined number of times, say 50, we use

loop for  $i = 1$  to 50 do processing statement C, eg  
loop for  $i = 1$  to 50 do [add ith element of array A to T]

When the number of times the statement is to be performed depends on some factor which changes as processing statement C is repeatedly obeyed, we can use the second type;

loop while logical expression do processing statement C, eg  
loop while there is still food on the plate do continue eating

## Sorting It Out

An algorithm, then, is a list consisting of these three types of item. As each item in the list is obeyed, control passes to the next item in the list until it is exhausted.

Here is an algorithm to read 10 values into an array A, sort them into ascending order and print out the sorted array. The algorithm works by repeatedly comparing adjacent elements in the array and swapping them if they are out of sequence.

dimension the array A to size 10  
put the 10 values into array A  
loop for  $i = 1$  to 9 do [pass through the array]  
print out array A

where [pass through the array] equals  
loop for  $j = 1$  to 9 do [if jth element >  $j + 1$ th element  
then [swap jth and  $j + 1$ th elements]]

Note that the processing statement corresponding to loop for  $i = 1$  to 9 ... is itself a 'loop for' structure whose processing statement is actually a decision structure!

## Attention To Detail

Another feature of structured programming is that, at the lowest level, the instructions will be able to be carried out on the computer in the language chosen (it is no good asking the computer to choose its favourite colour, but quite reasonable to get the computer to pick a random number between 1 and 10). The algorithm will hopefully be 'language-independent', however — that is, understandable without reference to any particular programming language or version of a language. The

```
100 HGR
110 HCOLOR = 3
120 E = 140:F = 60:N = 16:X = 0:Y = 10
129 REM **DRAW HEAD AND BODY**.....
130 FOR I = 1 TO N
140 X1 = 10 * COS((6.283 * I) / N)
150 Y1 = 10 * SIN((6.283 * I) / N)
160 HPLOT X + E, Y + F TO X1 + E, Y1 + F
170 X = X1:Y = Y1
180 NEXT I
190 X = 0:Y = 10
200 HPLOT E, F + Y TO E, F + Y + 40
210 G = F + Y + 10:H = F + Y + 40
219 REM **DRAW ARMS AND LEGS**.....
220 Y = 0
230 FOR K = 1 TO 2
240 W = 2 * (K - 1.5)
250 HPLOT E, G TO E - 20 * W, G
260 HPLOT E, H TO E - 20 * W, H + 20
270 HPLOT E + 20 * W, H + 20 TO E + 20 * W + 7, H + 20 - 7 * W
280 NEXT K
290 Y = 3 - Y
300 HCOLOR = Y
310 FOR K = 1 TO 2
320 W = 2 * (K - 1.5)
330 HPLOT E, G TO E + 20 * W, G + 20
340 HPLOT E, H TO E + 10 * W, H + 25
350 HPLOT E + 10 * W, H + 25 TO E + 10 * W + 10, H + 25
360 NEXT K
370 FOR M = 1 TO 100:NEXT M
380 GOTO 230
390 END
```

Program 1. An Applesoft cartoon.

```
100 CLS
110 DIM A(59), B(59)
120 FOR I = 1 TO 59
130 READ A(I)
140 NEXT I
150 FOR I = 1 TO 59
160 READ B(I)
170 NEXT I
180 FOR I = 1 TO 19
190 SET (A(I), B(I))
200 NEXT I
210 FOR I = 20 TO 39
220 SET (A(I), B(I))
230 RESET (A(I + 20), B(I + 20))
240 NEXT I
250 FOR M = 1 TO 50:NEXT M
260 FOR I = 20 TO 39
270 RESET (A(I), B(I))
280 SET (A(I + 20), B(I + 20))
290 NEXT I
300 FOR M = 1 TO 50:NEXT M
310 GOTO 180
320 DATA 64,68,70,72,70,68,64,60,57
330 DATA 56,57,60,64,64,64,64,64
340 DATA 64,66,69,75,81,62,59,53,47
350 DATA 67,71,75,80,81,82,61,57,53
360 DATA 48,49,50,66,68,70,72,62,60
370 DATA 58,56,66,68,70,72,74,76,62
380 DATA 60,58,56,58,60
390 DATA 19,18,17,16,13,12,11,12,13
400 DATA 15,17,18,21,25,25,27,29,31
410 DATA 33,22,22,22,22,22,22,22
420 DATA 33,34,35,37,36,35,33,34,35
430 DATA 37,38,39,24,26,28,30,24,26
440 DATA 28,30,34,36,38,40,40,40,34
450 DATA 36,38,40,40,40
460 END
```

Program 2. A similar program to Program 1, but written for the TRS-80/Video Genie.





# CHORDGATE LTD

75 FARINGDON RD  
SWINDON, WILTS. Tel. (0793) 33877  
RETAIL SHOP AT ABOVE ADDRESS

## MIGHTY NINETY PACKS

**SUPER VALUE PACKS ALL AT 90p EACH**  
**BUY SIX PACKS AND GET A SEVENTH FREE!**  
**PLEASE ADD 15p PER PACK POSTAGE**

### SPECIAL OFFERS

1000 Resistors Carbon, Metal Film etc.  
**£3.95** (At least 50 different values)

1000 Mixed Components Resistors, Semiconductors, Capacitors, Hardware etc. **£3.95**

15 Asstd PCBs with loads of components IC's transistors, diodes, resistors, capacitors, etc. **£2.95**

Microwave Intruder Alarm (Doppler)  
12V DC supply relay O/P Range approx 30ft. Supplied ex installation untested. Circuit diagram supplied.  
**£12.50 Swivel bracket £2.00**

### COMPONENTS

SUB-MIN TOGGLE SWITCHES  
SP. DT 69p ea. 10 for £5  
DP. DT 70p ea. 10 for £6

SLIDER POTS 60mm TRACK 80mm FIXING CENTRES  
5K, 10K, 25K, 50K, 100K, 250K LIN OR LOG.  
ALL 75p ea. Any 10 for £8.75

3.6mm JACK PLUGS STEREO 30p ea. SOCKET TO SUIT 18p ea

3.6mm JACK PLUGS MONO 15p ea. SOCKET (SW) TO SUIT 12p

5 PIN DIN 180° PLUG 18p ea. 10 for £1.65. SOCKET TO SUIT 14p. 10 for £1.25

BLACK PLASTIC PANEL WITH 2 x PHONO SOCKET 1 x 5 PIN DIN SKT + EARTH  
TERMINAL 30p ea. 2 for 50p. 5 for £1.00

CAR CIGAR LIGHTER ADAPTOR PLUG FUSES 3 AMP 60p ea.

BATTERY HOLDERS 2 HP7/4 HP7 - 25p ea/5 x HP7/4 x U11 - 30p ea.

COILED MAINS LEAD 3 CORE 1 AMP 1.8m EXTENDED 95p

6 ROLLS PVC ADHESIVE TAPE DIFFERENT COLOURS 70p

### SPEAKERS

1 1/2" 8 OHM	ALL
2 1/2" 8 OHM	80p
2 1/2" 40 OHM	EACH
2 1/2" 80 OHM	

### CMOS IC's

6011	20p	4041	60p
4012	18p	4963	80p
4013	32p	4066	30p
4015	60p	40162	80p
4017	70p	4507	45p
4020	80p	4612	80p
4023	18p	4556	80p
4029	65p		

PRESS TO BREAK MINI PUSH SWITCH 25p  
PRESS TO MAKE MINI PUSH SWITCH 20p  
S.P. C/O MIN PUSH SWITCH 90p  
BDX 678 POWER DARLINGTON T03 SIL. NPM 16 AMP, GAIN 1000, 150 WATTS £1.00 5 for £4.00  
6 AMP 100V BRIDGE RECTIFIER VH148 85p  
25 AMP 50V BRIDGE RECIFIER £1.50 + ve 12 VOLT 1 AMP REG T0220 50p ea  
- ve 12 VOLT 1 AMP REG T0220 50p ea.

MN1. 300 1/4-watt Resistors pre-formed for P&C Mtg  
MN2. 200 1/4 & 1/2-watt Resistors  
MN3. 100 1 & 2-watt Resistors  
MN4. 50 Wirewound Resistors  
MN5. 100 metal oxide Resistors. 1%, 2% and 5%.  
MN6. 12 asstd potentiometers  
MN7. 25 asstd skeleton pre-set Resistors  
MN8. 50 asstd Electrolytic Capacitors  
MN9. 100 asstd Ceramic Capacitors Pte. disc. tub and monolithic etc.  
MN10. 100 mixed capacitors. Polyester, Polystyrene, Metallised, Radial and Axial types  
MN11. 20 asstd Silver Mica Capacitors  
MN12. 8 Tantalum Bead Capacitors (useful values)  
MN13. 20 asstd Transistors. BC, 2N Series + Power etc

MN14. 40 IN4148 Diodes  
MN15. 5 Light Sensitive Devices  
MN16. 20 min. wire-ended Neons  
MN17. 2 12-volt Relays. Ex nearly new equip  
MN18. 3 Encapsulated Reed Relays 9-12v coil, d-pole and t-pole  
MN19. 2 24-volt Relays. Ex nearly new equip  
MN20. 1 240-110 to 12-volt. 100ma Transformer  
MN21. 1 240-110 to 24-volt 100ma Transformer  
MN22. 8 2" Led's with clips, 4 red, 2 yellow, 2 green  
MN23. 300 asstd screws, nuts, washers, self-tappers etc.  
MN24. 100 asstd. small springs  
MN25. 50 asstd pop rivets  
MN26. 50 asstd insulated crimps  
MN27. 200 items, grommets, spacers, cable markers, plastic screws, sleeving, tie wraps etc  
MN28. 20 asstd fuses, 1 1/2" 20mm etc  
MN29. 75mts equipment, wire, asstd colours and sizes  
MN30. 3 x 2m length, 3 core, mains cable  
MN31. 12 asstd. trimmer capacitors, compression film. Air-spaced etc  
MN32. 15 30pF Beehive trimmers  
MN33. 20 coil formers, ceramic, plastic, reed relay etc.  
MN34. 25 min. glass reed switch  
MN35. 10 asstd switches, toggle, slide, micro etc.  
MN36. 10 sub-min SP. C/D slide switch  
MN37. 10 asstd audio connectors. Din phono etc.  
MN38. 1 PCB with triac control IC data inc.  
MN39. 1 oscillator PCB loads of components. (no data)  
MN40. 50 Polystyrene capacitors  
MN41. 12 BC549C (plastic BC109C) transistors  
MN42. 10 BC107 Transistors  
MN43. 10 BC108 Transistors  
MN44. 10 Screwfix S.P.C.O. min. slide switches  
MN45. 35 asstd diodes Zener, rect, signal, switching  
MN46. 15 asstd Zener diodes  
MN47. 3 x 68 mfd 16v tantalum bead capacitors.  
MN48. 200 items 4BA asstd length screws, nuts & washers  
MN49. 200 items 6BA asstd length screws nuts & washers  
MN50. 3 pieces of veroboard useful sizes, min total 35 sq inch  
MN51. 10 x 0.2" red LED  
MN52. 10 x 0.125" red LED  
MN53. 20 x 0.1 mfd 25v ceramic disc caps  
MN54. 20 x 0.01 mfd 25v ceramic disc caps  
MN55. 10 watt audio amp board with circuit  
MN56. 10 14 pin low profile IC skt  
MN57. 10 16 pin low profile IC skt  
MN58. 2 x CA723 Voltage Regulator  
MN59. 1 x LM380 2 watt audio amp IC + 555 timer IC  
MN60. 10 asstd TTL IC's  
MN61. 3 x TIP 32 Transistor  
MN62. 3 x tip 31 Transistor  
MN63. 30 mixed polyester caps C280, Seimens etc.  
MN64. 5 Press to make min. switches  
MN65. 3 BF245 FETS.  
MN66. Bank of 11 push switches 4 interlocked, 4 latch  
MN67. 11 3 momentary chrome plastic knobs to suit MN66  
MN68. 200 asstd veropins, turret tags, PCB pins etc.  
MN69. 4 min push to break switch  
MN70. PCB with 3 x 250v AC 4 amp push SW with attractive chrome plastic knobs 1 x BD241, 1 x BC300, 2 x BC237, 1 x BC204, 4 x 1N4002, 2 x CMOS 4026, 200mm fuse holder + 22 resistors, capacitors, diodes etc.

**SEE US AT BREADBOARD 81**

PLEASE ADD 50p POSTAGE TO ORDERS UNDER £3.00 ON ITEMS IN COMPONENT SECTION.  
SPECIAL OFFERS POSTAGE INCLUDED IN PRICE.  
MIGHTY NINETY PACKS 15p POSTAGE PER PACK ALL ORDERS.  
OVERSEAS INCLUDING EIRE PAYMENT IN STERLING + EXTRA POSTAGE. OFFICIAL ORDERS SCHOOLS, COLLEGES etc. WELCOME.

**CATALOGUE/SPECIAL OFFERS LIST SEND 60p**  
**INCLUDES VERO CAT WORTH 40p**  
**PLUS**  
**A FREE GIFT WORTH 30p**

**For your FREE Catalogue**  
Send 30p to cover P&P

Elliott Electronics Ltd.,  
Leicester 0533-553293

F. Blakley & Sons Ltd.,  
Heywood 0706-65087

F.P. Tools Ltd.,  
Motherwell 069-65672

Horizon Electronics Ltd.,  
Glastonbury 0458-33600


Ibis Electronics Ltd.,  
Wokingham 0734-791171

Botvare Marketing Ltd.,  
Ely 0353-778320  
Ely 0353-778756  
(24 hours)

## NEW DISTRIBUTORS WANTED

Quality Two Part DIN 41612  
& Min 'D' Connectors.

Wrap ID Eliminate Errors  
for instant locking-numbering  
& identifying DIP Sockets



DIP Sockets  
TIN and Gold, low profile  
solder or wirewrap in sizes  
8 to 40 way.

# ELECTROWARE\*

DUTTON LANE EASTLEIGH SO5 4AA TEL (0703)610944/5

AVAILABLE FROM ALL LEADING ELECTRONIC DISTRIBUTORS

Neltronic Ltd.,  
Dublin 510845

Cobbies Ltd.,  
London. 01-699-2282

Microdigital Ltd.,  
Liverpool. 051-227-2535

Electronica CG Ltd.,  
Manchester. 061-788-0656

Spectron Electronics (Manchester) Ltd.,  
Salford. 061-834-4583

Jee Distribution Ltd.,  
Middlesex. 01-897-3429

Watford Electronics Ltd.,  
Watford. 0923-37774

Technomatic Ltd.,  
London. 01-452-1500

Transam,  
London. 01 405 5240  
A. Marshall (London) Ltd.,  
London. 01-624-0805  
Interface Components Ltd.,  
Amersham. 02403-22307  
New Bear Computing Store Ltd.,  
Newbury. 0635-30505

\* A DIVISION OF OK MACHINE & TOOL UK LIMITED

## ONE STOP SHOPPING

No need to waste your time and money searching for components.  
No need for unfinished projects because you are unable to obtain that last component.  
We stock complete sets of parts for FTI projects — leaving you to concentrate on the electronics and construction.

### 3 WAYS TO BUY:

**FULL KITS** — include printed circuit board, all components, hardware, IC sockets, case etc. (Not batteries).  
**LESS CASE** — as above but less the case.  
**PCB + PCB MOUNTED COMPONENTS** — PCB plus all the parts which are mounted on the board — plus leds, potentiometers + off board semi-conductors.

	FULL KIT	LESS CASE	PCB PLUS
MUSIC PROCESSOR Nov 81	49.98	36.98	31.84
PHONE BELL SHIFTER Nov 81	19.35	13.61	8.32
VOICE OVER UNIT Nov 81	27.62	21.22	15.32
CAR ALARM Nov 81	19.98	16.45	14.80
ENLARGER TIMER Oct 81	26.59	21.85	9.98
SOUND BENOER Oct 81	20.76	15.76	11.77
MICROPOWER THERMAL ALARM Oct 81	—	9.88	—
MICROPOWER PENOULUM Oct 81	—	5.50	—
LAB PSU Sept 81	—	37.98	22.40
WATCHOOG SECURITY ALARM Aug 81	43.33	35.83	19.98
RECHARGEABLE BATTERY	19.98	—	—
HEARTBEAT MONITOR Aug 81	26.26	21.65	13.80
HANOCLAP SYNTHESISER Aug 81	29.98	23.58	18.44
FLASH SEQUENCER Aug 81. Less flash sockets.	35.65	29.25	21.25
SMART BATTERY CHARGER July 81	31.98	25.98	9.84
WAH PHASE June 81. Less pedal	—	13.44	9.14
LEO JEWELLERY June 81	—	2.47	—
	Cross	—	—
	Spiral	—	7.20
	Star	—	9.41
ALIEN ATTACK Jan 81	19.78	16.47	12.83
ANTENNA EXTENOR June 81	21.68	16.46	—
MINI ORILL SPEED CONTROLLER June 81	25.13	21.13	12.60
DIGITAL CLOCK May 81 (round leds)	43.97	—	—
CARAVAN LIGHTS CHECKER April 81	10.16	—	—
GUITAR NOTE EXPANOR—ETI April 81	16.47	11.25	6.44
ORUM MACHINE April 81	59.98	46.94	35.38
MUSICAL BOX April 81	12.54	—	—

ENGINEERS STETHOSCOPE Mar 81	19.19	14.92	11.10
SOUND PRESSURE LEVEL METER Feb 81	45.76	—	—
PULSE GENERATOR Feb 81	62.82	35.33	16.18
INFRA RED ALARM Feb 81	54.98	46.12	35.38
MULTI-OPTION SIREN Jan 81	26.91	21.63	15.25
4 INPUT MIXER Dec 80	19.77	15.71	11.98
BENCH AMPLIFIER Dec 80	23.96	—	—
MUSICAL OORBEL Dec 80	11.61	10.61	9.39
AUDIO TEST OSCILLATOR Nov 80	18.30	—	—
RIAA PRE-AMP (stereo) Nov 80	6.83	—	—
2W POWER AMP Nov 80	6.09	—	—
METRONOME Nov 80	5.98	—	—
LIGHT SWITCH Nov 80	8.54	—	—
TOUCH BUZZER Nov 80	6.11	—	—
SUSTAIN/FUZZ BOX Oct 80	24.99	21.49	18.72
CASSETTE INTERFACE Oct 80	—	11.57	—
ULTRASONIC BURGLAR ALARM Aug 80	26.82	22.98	17.62
CAPACITANCE METER Aug 80	20.26	16.46	8.21
CMOS LOGIC TESTER Aug 80	10.97	—	—
SIGNAL TRACER Mar 80	11.98	—	—
TUNING FORK Feb 80	13.48	—	—
ACCENTUATED BEAT METRONOME Jun 79	17.90	—	—
CLICK ELIMINATOR April 79	61.55	46.57	—
GUITAR EFFECTS UNIT April 79	14.78	10.97	6.41
COMPLEX SOUND GENERATOR Oct 78	—	21.97	—
TELEPHONE BELL EXTENOR Oct 78	—	—	—
Less speaker	14.98	—	—

### THIS MONTHS PROJECTS WRITE (SAE OR PHONE FOR PRICES)

If you do not have the issue of E.T.I. which includes the project you will need to order the instruction reprint as an extra — 45p each.

Reprints available separately 45p each + p&p 40p

**MAGENTA ELECTRONICS LTD.**  
ET7, 135 HUNTER STREET, BURTON-ON-TRENT, STAFFS, DE14 2ST  
0283-65435. 9-5 MON-FRI. MAIL ORDER ONLY

ALL PRICES INCLUDE VAT  
ADD 40p P&P TO ALL ORDERS  
S.A.E. WITH ALL ENQUIRIES PLEASE



Irish Republic & B.F.P.O. Europe deduct 10% from prices shown. Payment must be in sterling.

Access and Barclaycard (Visa) orders accepted by phone or post.



# COMPONENT TESTER

Check out your semiconductors with this cunning but simple project. It's brilliant, even if we do say so ourselves (and we do).  
**Design by Rory Holmes. Development by Tony Alston.**

**W**hen you've completed your latest design, a brilliant project which not only solves the world energy crisis but proves that Einstein made a small mathematical error as well, it can be very frustrating if you rush to your junk box and discover that you can't breadboard the circuit because the markings have rubbed off your transistors. To help with this problem we've come up with our latest design, a brilliant project which tells you which lead is which, whether the transistor is OK, what polarity it is and its approximate gain. Diodes and LEDs may also be tested, and for good measure we've thrown in an op-amp checker. The world energy crisis you'll have to figure out for yourself.

## Construction

Assembly is straightforward if the recommended PCB is used. Make sure to orientate IC1, IC2, D1 and D2 correctly, and use sockets for the ICs to avoid damage by soldering them. Remember to put the three wire links on the PCB!


Although there are quite a few off-board connecting wires, these should not be a problem if the circuit diagram, overlay and internal photos are studied carefully. Only one transistor test socket is shown on the circuit diagram but several types can be wired in parallel (as we did) to accommodate various types of transistor. The TO-5 and TO-18 types were epoxied to the front panel, as was the eight-pin DIL socket for the op-amp tester. Three insulated test terminals were also included for testing other types of transistors, diodes and LEDs.

TX1 and TX2 are crystal mike inserts, Eagle type MC25 or similar. Warning! — most inserts have one terminal connected to their case and as we've used a metal front panel for this project, TX2 should be insulated from this panel. Otherwise, TX1 and TX2 will

be common linked and as the circuit diagram shows that TX1 is connected to 0 V, TX2's connection to IC1, IC2 and C2 will be incorrectly taken to 0 V. We got round the problem when we glued a circular fibre washer to one insert before fixing it to the front panel.

## Testing Times

Transistors are plugged into the appropriate socket, and any type may be tested; NPN, PNP, small signal or power. No selection of NPN or PNP is necessary as this is done automatically by the tester. When the push-to-test button is pressed, an intermittent tone is produced. The frequency of the tone is proportional to the gain of the transistor, giving a rough guide. The LEDs also flash alternately in time with the pulsing tone; the LED that is on at the same time as the tone indicates the polarity of the transistor. If the transistor has no gain or is open circuit there will be no tone, although the LEDs will still flash. If the transistor has a large leakage current or is shorted, there will be a 'two-tone' sound. If the




transistor has been inserted the wrong way there will be either no tone or a very high-pitched tone.

Diodes and LEDs may be tested across the 'C' and 'E' terminals. If it is OK, the LED under test will flash, accompanied by an intermittent high-pitched tone and flashing indicators. Ordinary diodes require a series resistor (any old value) and should then produce an intermittent tone and flashing LEDs as before; the coincidence of flashing LED and tone indicates the anode.

Op-amps are plugged into the IC socket and no push-switch is required; power is only applied when the IC is inserted, and a good IC produces a continuous tone from the second insert.

## BUYLINES

No problems with anything used in this project; all components are standard items and are obtainable from the major mail order suppliers advertising in this issue. If you don't want to make your own PCB, you can obtain one from our PCB Service (see page 94).



# PROJECT : Component Tester

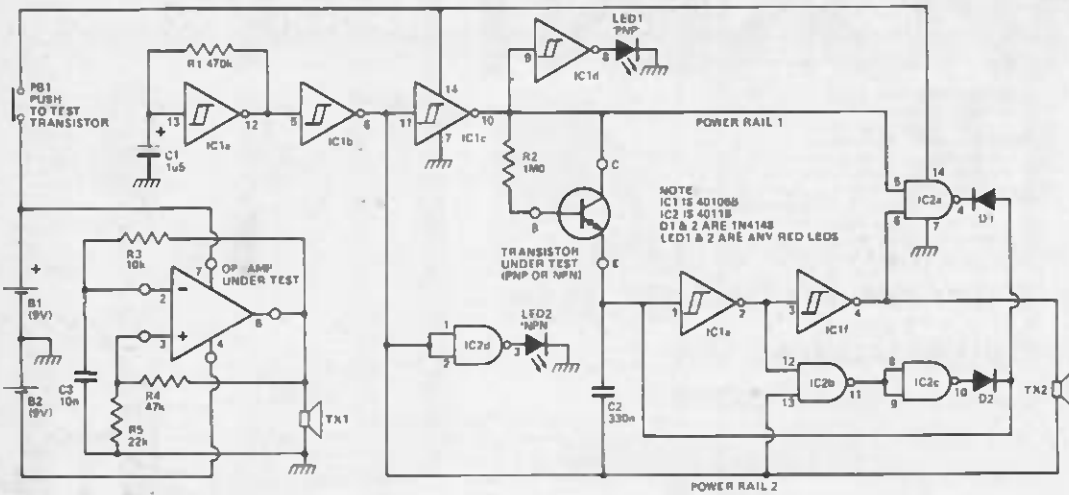


Fig. 1 Circuit diagram of the Component Tester.

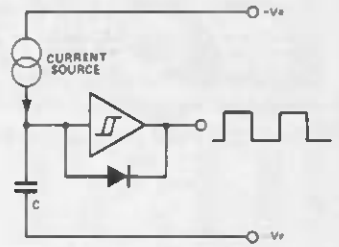


Fig. 2 Principle of the CCO.

## HOW IT WORKS

The op-amp tester and transistor tester are completely separate circuits; we shall deal with the transistor tester first. IC1a, a Schmitt trigger inverter, forms a low frequency square wave oscillator with a period (determined by R1 and C1) of about 1 second. This square wave is used to switch the polarity of the 'power rails' (labelled 1 and 2 in the diagram) of the test transistor and its associated oscillator circuitry.

IC1b is used to buffer the square wave, and its output (on pin 6) is used to drive 'power rail 2'. This switching signal from IC1b is also fed to the input of IC1c, which inverts it and drives 'power rail 1'. Thus for half a second in each cycle rail 1 will be positive (high) and rail 2 (low); for the other half second rail 1 goes negative and rail 2 positive. Each power rail drives an LED (LEDs 1 and 2) via inverter gates IC1d and IC2d, such that an LED will be illuminated if its associated power rail is at 0 V. These LEDs will therefore flash alternately when the circuit is operating, providing an indication of the state of the power rails.

The oscillator circuit that is connected across these power rails is essentially the simple current-controlled oscillator shown in Fig. 2, but with some adaptations to enable it to work with either supply polarity. The oscillator of Fig. 2 works as follows. Assume C is initially discharged, so that the input to the Schmitt inverter is low; the output is thus high and the diode, being reverse biased, is effectively out of circuit. Capacitor C will now begin charging up from the current source and the input voltage to the Schmitt will be increasing. When the input passes the Schmitt threshold the inverter output will switch low; the diode is now forward biased and will rapidly discharge the capacitor. The process then repeats, producing a square wave output from the inverter with a frequency that is proportional to C and the current from the source. The bigger the current from the source, the faster C will charge and the higher the frequency will be.

The current source in our actual circuit is provided by the transistor under test. R2 supplies a small base current to the transistor, and the current flowing from the emitter will be proportional to the gain of the transistor. If the transistor is PNP it will only supply current to the CCO (current-controlled oscillator) when power rail 1 is negative with respect to power rail 2.

Similarly, power rail 1 must be positive for the oscillator to function if the transistor is NPN. Thus the CCO will produce an intermittent frequency for either transistor polarity (assuming the transistor is a good one) with a frequency roughly proportional to the gain. If the frequency is audible when LED1 is on, the transistor is PNP, and if LED2 and the tone coincide then it is NPN.

Going back to the oscillator of Fig. 2, we see that if the oscillator is to work when the supply connections are reversed, then the diode polarity must also be reversed. In our circuit this is achieved by using two diodes, D1 and D2. When power rail 1 is at 0 V, the NAND gate IC2b will be disabled and its output (pin 11) will be high. This output is inverted by IC2c, thus reverse biasing D2 which is now effectively out of circuit. At the same time power rail 2 will be high, enabling NAND gate IC2a whose output (pin 4) will follow the logic level on the output of the Schmitt trigger IC1e via IC1f. Thus when IC1e goes low during an oscillation cycle, the cathode of D1 will also go low, forward biasing the diode and discharging C for the next cycle.

When the voltage on the two power rails is reversed a similar action occurs, but with D1 switched out of circuit and D2 providing the discharge path. The intermittent square wave produced at the output of IC1f is fed to crystal transducer TX2 which gives an audible note.

If an LED or diode is connected between the C and E terminals of the test socket, it appears to be a large-value current source in one direction only. Hence the circuit reacts as if a high-gain transistor were in circuit, and polarity is indicated as before.

The op-amp under test is configured as a simple RC relaxation oscillator. When the op-amp is plugged in, assume that its output (pin 6) is high (positive saturation). Then C3 will begin charging up to +9 V through R3 with a time constant C3.R3. When the voltage on C3 reaches one-third of the positive supply (this fraction is set by R4 and R5), the op-amp output will switch low, with R4 and R5 providing positive feedback for Schmitt trigger action. C3 will then discharge towards -9 V, until the op-amp switches back to positive saturation. This cycle repeats indefinitely, producing a square wave at the op-amp output which is fed to transducer TX1. This produces an audible note if the op-amp is good.

## PARTS LIST

Resistors (all 1/4W, 5%)

R1	470k
R2	1M0
R3	10k
R4	47k
R5	22k

Capacitors

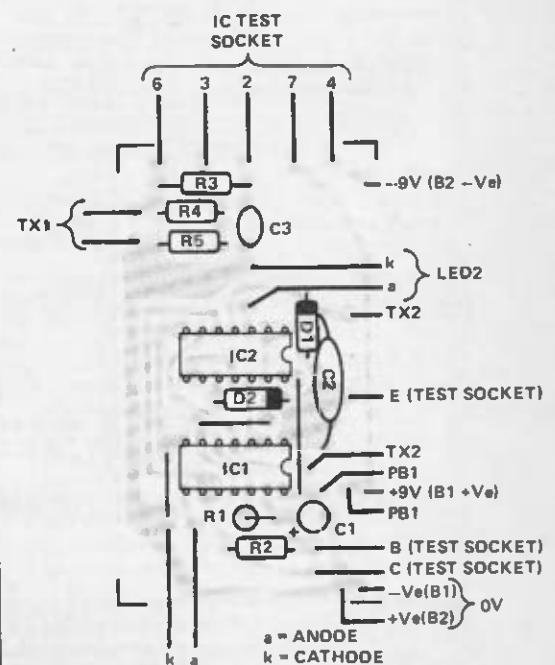
C1	1u5 25 V tantalum
C2	10n disc ceramic
C3	330n polyester

Semiconductors

IC1	40106B
IC2	4011B
D1,2	1N4148
LED1	0.2" red LED
LED2	0.2" green LED

Miscellaneous

PB1	momentary push-button
TX1,2	crystal mike inserts
2 off PP3 batteries and clips; transistor sockets; IC sockets; case to suit	



LED1 Fig. 3 Component overlay. ETI

# CHROMASONIC electronics

48 JUNCTION ROAD, ARCHWAY LONDON N19 5RD — 100 yards from Archway Station & 9 Bus Routes  
TELEPHONE: 01-263 9493/01-263 9495

## YOUR SOUNDEST CONNECTION IN THE WORLD OF COMPUTERS

### PET



4008 8K RAM  
4016 16K RAM  
4032 32K RAM  
4040 Dual Drive Disk  
4022 80 column tracks feed.  
3023 80 column friction feed.  
C2N Cassette Unit.

For the business man we stock the 8000 range inc 8032 and 8050 with daisy wheel printers coming soon.

32K SYSTEM AVAILABLE FROM £1,499.00

### UK101

UK101 Kit inc 8K memory £125  
Ready Built inc 8K memory £175  
Complete in case £199  
4K Expansion 8x2114 £10  
Parallel Printer Interface £24.50  
Cases for UK101 £19.95  
Chromasonics Sound Kit £24.50  
Colour Kit £69.95

### NEW


32K Dynamic Memory Board only £89.95  
P.I.O. and Eprom Programmer Kit only £24.50

Inc. Demo Tape & Full Documentation Send for details

DOWN IN PRICE

VIC 20

### VIDEO GENIE



£279 EG3003  
Utilises Z80, 12K level II Basic. Integral Cassette Deck, UHF O/P, 16K RAM, all TRS80 features. Simply plugs into monitor or UHF TV. With V.U. Meter. Now with lower case

PARALLEL PRINTER INTERFACE INC CABLE £33.00  
CHROMASONICS PROGRAMMABLE SOUND KIT £24.50  
SOUND KIT (FITTING EXTRA) £7.00  
LOWER CASE KIT (FITTING EXTRA) £27.50  
COLOUR KIT (FITTING EXTRA) £34.95  
EXPANSION BOX WITH/WITHOUT RS232 £215/£185  
16K/32K RAM BOARD £94/£129  
NEW GENIE II NOW AVAILABLE.....£299

### APPLE


#### APPLE II PLUS

48K Machines £595  
Disk Drive with Controller £349  
Disk Drive without Controller £299  
Graphic Tablet £425  
Colour Card £69

Accessory cards, Software  
All available — Phone for Details



### PRINTERS



**EPSON MX80 £359**  
Dot-matrix printer with Pet graphics interface. Centronics parallel and serial. Pet and Apple compatible. True bidirectional, 80 cps.

**EP80 MX82 £389**  
As MX80 plus high Resolution Graphics

INTERFACES AND CABLES FOR APPLE II, PET, TRS80, RS232, UK101, SHARP SUPERBOARD ALL AVAILABLE.

**EPSON MX80 FT/1 £399**  
Dual single sheet friction and tractor feed, 9 wire head, true descenders.


**EPSON-MX FT/2 £440**  
An FT/1 with high resolution graphics.

**SEIKOSHA GP80A £199**  
Dot matrix 5 x 7, 80 columns, 30 cps graphics, double width characters.

JUST PHONE FOR FURTHER DETAILS

### MONITORS

Green Monitor £99.00  
MONI 9" (illust) B&W £79.95  
Hitachi professional monitors  
9" Black & White £99.95  
12" Black & White £149.00



ALL ITEMS CARRY A 1 YEAR GUARANTEE

Please add VAT 15% to all prices. Postage on computers, printers and cassette decks charged at cost, all other items P&P 30p. Place your order using your Access or Barclaycard (Min. tel. order £5). Export enquiries welcome. Official orders welcome.



### VIC 20

#### Colours

24 total. 8 for characters, 8 for border, 16 for screen mixed as you wish. Basic colours on program keys are black, white, red, blue, light blue, green, yellow and purple.

#### Sound

3 Tone Generator for music, "White Noise" Generator for language and sound effects. Each Generator gives 3 octaves. Reproduction is through TV speaker.

#### Character/Line Display

22 Characters by 23 lines, 64 ASCII characters, pet-type graphic character set.

#### Keyboard

DIN typewriter keyboard with 8 programmable function possibilities via 4 special function keys. Colours are directly addressable from the keyboard.

#### Peripherals/Accessories

VIC Datacassette with special interface to guarantee high reliability read/write quality (PET/CBM compatible).

Price only £165.00.  
Cassette recorder £34.75  
With 6 sample programmes.



### TANTEL

**PRESTEL BY TANTEL**  
COMMUNICATIONS AT YOUR FINGERTIPS  
FOR BUSINESS & HOME. UP TO DATE INFO

180,000 pages of information on Travel, News, Investment, Holidays, Hotels Etc., Etc.

**ONLY £159**

TANTEL IS POST OFFICE APPROVED. SEND FOR DETAILS.  
DEMONSTRATION AVAILABLE AT OUR SHOWROOM.





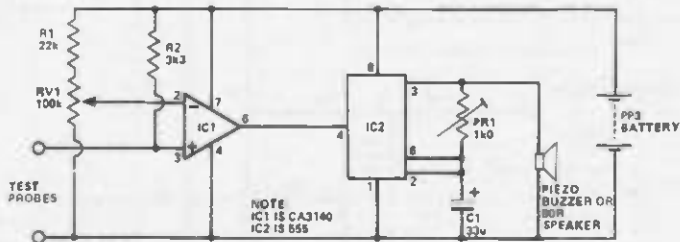
# TECH TIPS

## Adjustable Sensitivity Continuity Tester

David Wolfe, Cambridge

Continuity testers operate by comparing the resistance between the test probes with a fixed reference resistance (if the probe resistance is less than the reference then the tester indicates this somehow). This is fine if the tester is to be used in only one type of application, but means that the tester is limited to this application. For example, when testing continuity on a circuit board one is generally testing for very low 'hookup' resistances; when testing long cable runs, however, such as in house wiring, one tests for resistances often up to several kilohms.

This design overcomes this problem by having an adjustable reference. The



tested resistance is configured as half of the potentiometer which is adjusted to give the required sensitivity. Obviously by changing the component values, especially that of R2, the range over which the tester can operate can be altered, but it should be remembered that for the tester to discriminate very low resistances the potentiometer must be able to output voltages very close to 0 V.

Continuity can be indicated in

several ways depending largely on user preference, but also on parameters such as current consumption and parts availability eg a mechanical 'buzzer', an astable driving a loudspeaker or an LED. These would all need a suitable driving circuit as the op-amp could not do this directly. In the prototype a piezo buzzer was used for low current consumption. A CA3140 IC was chosen in this circuit for its ability to operate with inputs near to the negative supply rail.

## Micro-power VOX

David Ian, Hampton Court

Previously published voice operated switches seem limited in application due to their disproportionately high current requirements relative to the subsequently switched circuitry, eg battery operated baby alarms, portable transmitters and so on.

Including a visible indicator this design has, at 9 V, a quiescent consumption of a meagre 800 uA, rising to a maximum of 1.6 mA when triggered, but is capable of cleanly switching at least 250

mA at up to 30 V.

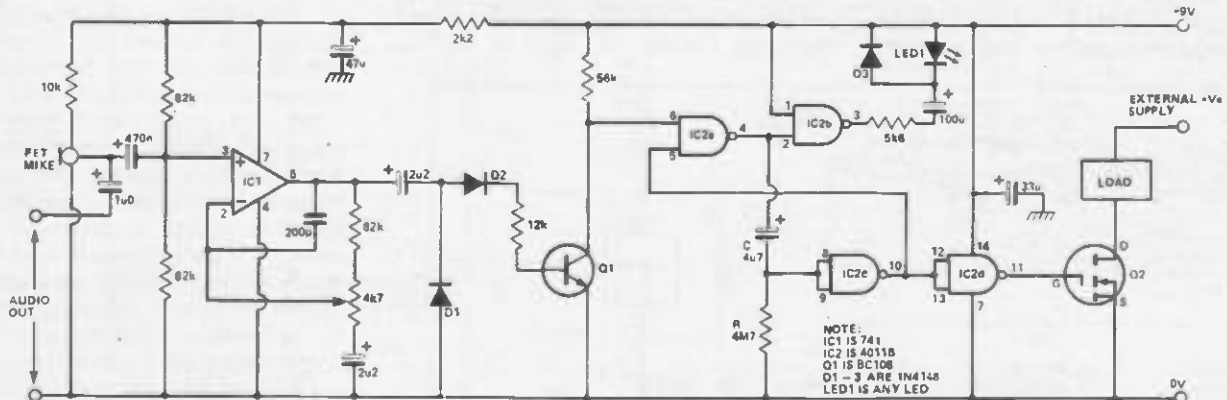
The 741 is wired as a decoupled, high-gain preamp, with RV1 controlling the switching point over a wide range of audio levels — anything from a whisper to a shout. The resulting voltage level triggers (via Q1) the monostable formed by three gates of a 4011. When the output of the third, inverting, gate goes high the N-channel VMOS FET, Q2, is enabled, thus completing the power supply of an external device.

The 'on' resistance of a VMOS FET is less than 2R ('off' is tens of megohms) and quite large currents may be safely

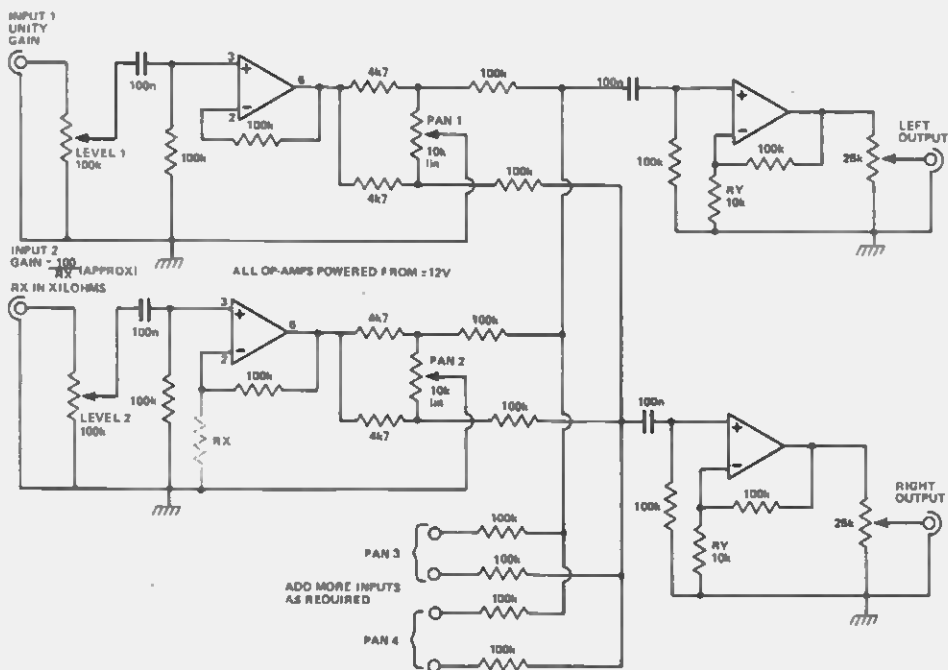
handled before a heatsink becomes necessary.

To aid setting to a given sound level the unusual, but current-saving, arrangement at the output of the remaining 4001 gate provides a single flash from LED1 whenever the monostable is triggered.

C and R were selected for the particular requirement of an 'on' time of 14 seconds; 1u0 and 1M0 gives approximately one second delay, depending on the individual gate's transition point. Any medium to high impedance microphone could be used; the electret type shown was to hand.



Tech-Tips is an ideas forum and is not aimed at the beginner. We regret we cannot answer queries on these items. ETI is prepared to consider circuits or ideas submitted by readers for this page. All items used will be paid for. Drawings should be as clear as possible and the text should preferably be typed. Circuits must not be subject to copyright. Items for consideration should be sent to ETI TECH-TIPS, Electronics Today International, 145 Charing Cross Road, London WC2H 0EE.



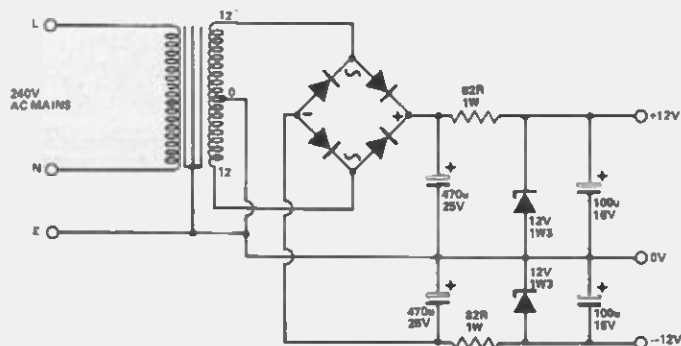
## Four Input Stereo Mixer

R.D. Pearson, Sheffield

The mixer circuit shown was designed to allow four or more inputs to be mixed down, producing a stereo output. Each input has stereo panning and a level control. The gain of the input stages can be boosted according to specific needs by adding RX, making it possible to use a direct input from guitars, microphones and so on. Note that to avoid poor frequency response, the gain of this stage should be kept below 50 (keep RX above 2k2). The input impedance is 100k and should be high enough for most applications.

The two output stages have sufficient gain to compensate for the attenuation of the panning controls. If more than four inputs are used it will be necessary to increase the gain of the output stages by decreasing the value of RY to 6k8 for six inputs or 4k7 for eight inputs.

741 op-amps should prove suitable for most purposes, but if lower noise is desired then a low noise op-amp such as the TL071 may be substituted. The simple zener regulated power supply shown should be suitable for general purpose applications.



## Anti-Theft Device

G.J. Phillips B.Sc, Durham

Many audio retailers employ anti-theft devices whereby a loop, made up of lengths of cable joined with plugs and sockets, is passed through the handles of radios and cassette

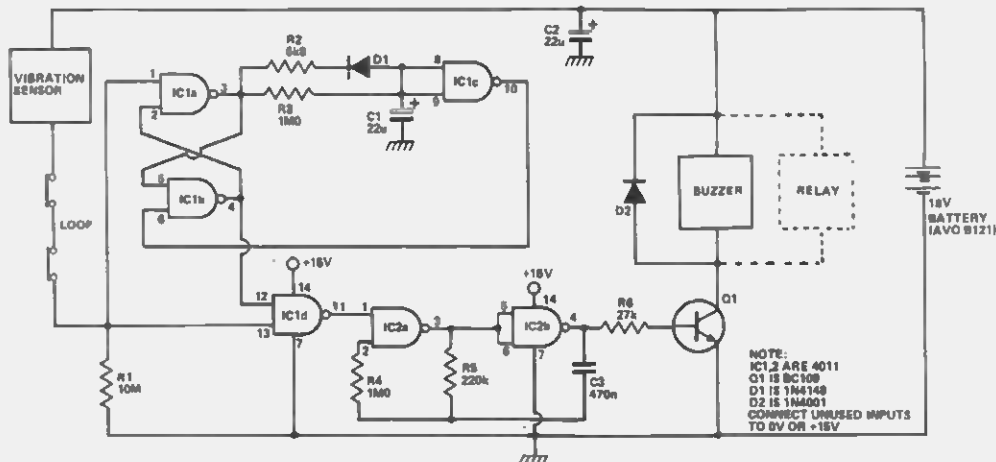
players. If the loop is broken an alarm sounds.

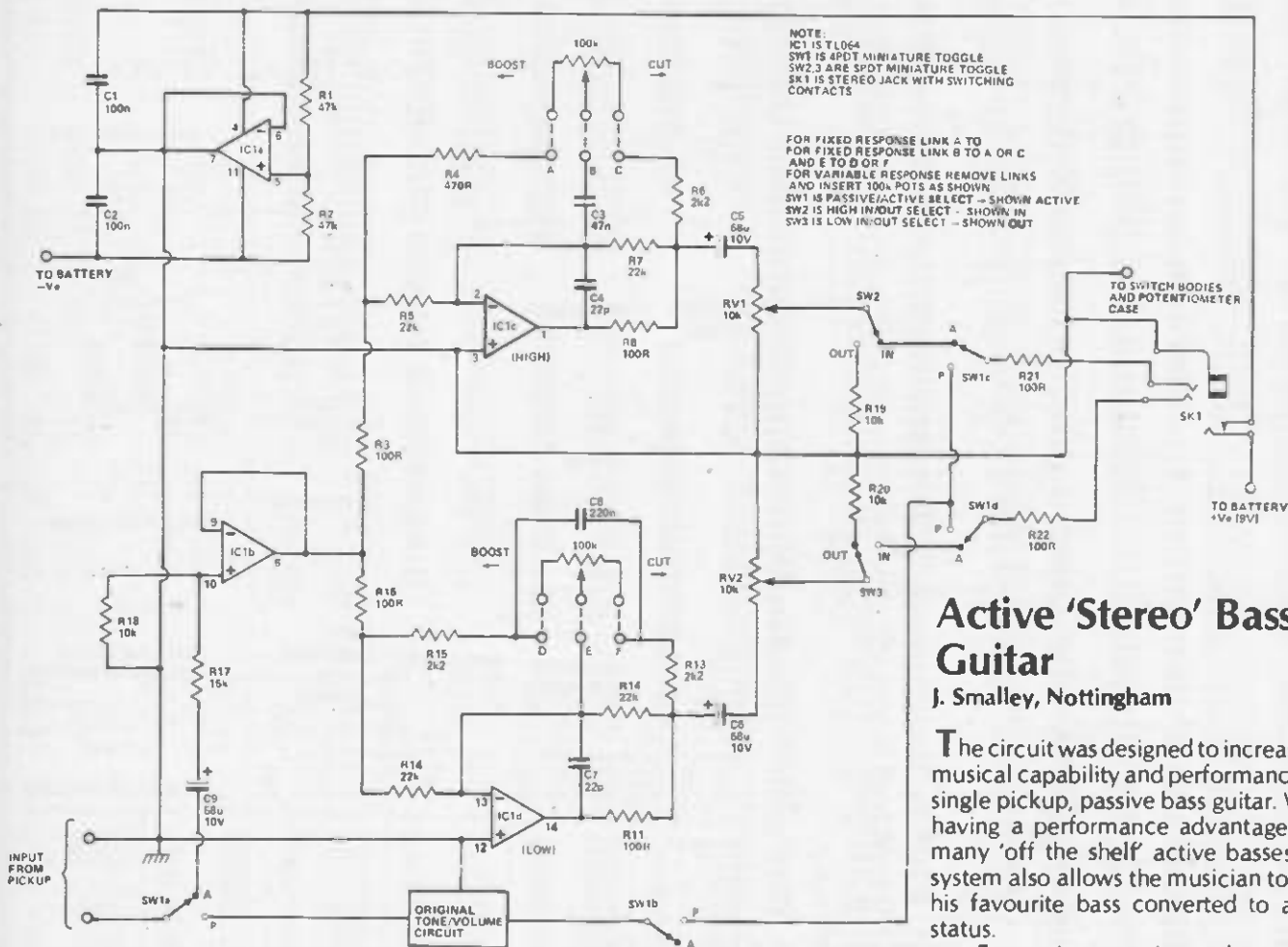
The circuit diagram shows a design which has been built in the lab and functions very well. R1 sets the quiescent current in the loop. The loops could include vibration sensors or any other suitable normally closed contacts. When the loop is broken,

the logic 0 at R1 causes the astable multivibrator formed by IC2a,b to be enabled via gate IC1d, which acts as an OR gate for 0s at its inputs. The astable frequency is set at approximately 1/4 Hz causing the buzzer to sound intermittently.

The logic 0 at R1 also triggers the monostable formed by IC1a,b,c and the output of this monostable also enables the astable via pin 12 of IC1d. Thus, if a quick-witted thief quickly remakes the broken loop or the vibration sensor quickly breaks the loop, the monostable ensures that the alarm continues to sound for approximately 20 seconds. If the loop is left open then the alarm will sound all the time. Unused inputs of the CMOS chips should be tied to V<sub>CC</sub> or 0V whereupon the quiescent battery drain will be less than a microamp.

R1 can be replaced with an LDR (ORP12) and a 10M resistor used to replace the loop. The alarm is then triggered by light. Place the device in your components drawer and you'll be able to nab the guy who's been pinching your ICs when no-one's looking.





## Active 'Stereo' Bass Guitar

J. Smalley, Nottingham

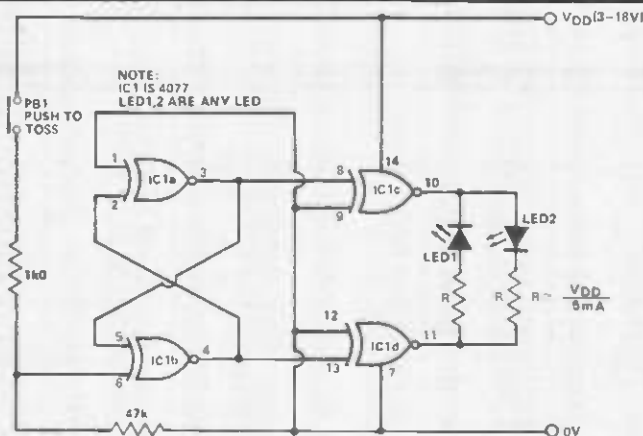
The circuit was designed to increase the musical capability and performance of a single pickup, passive bass guitar. While having a performance advantage over many 'off the shelf' active basses, this system also allows the musician to have his favourite bass converted to active status.

For optimum noise and consumption of battery current (650 uA quiescent), the TL064 BIFET quad op-amp was chosen. As a result, the circuit may be broken down as follows: IC1a is a voltage follower and provides a low impedance 0V rail to bias the remaining amplifiers. IC1b is also a voltage follower and serves to isolate the two filters from the pickup. IC1c,d are the high and low filters respectively. The response of each filter exhibits a shelving curve which rolls at 6 dB/octave. In rough musical terms, the slope break points are arranged so that bass notes are handled by the low filter and the higher notes by the high filter.

C3 or C8 may be adjusted for a different slope position, and the ratio R4:R5 (high) and R13:R14 (low) for an alternative differential gain ratio. R17 and R18 may also be adjusted for pickups with different output levels. SW2 and SW3 allow the filters to be 'in' or 'out', and SW1a-d allows the original tone circuits to be connected to the output jack, and totally disconnects the electronics. Battery on/off is via a pair of insulated switching contacts on the stereo jack socket. In the instrument modification, the original jack socket is removed and a stereo version fitted in its place.

Musical use is very much a matter of experiment, but best results were obtained when using a stereo lead with a twin channel amplifier.

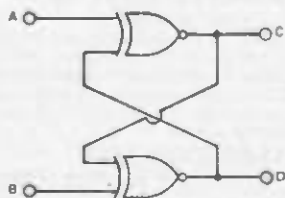
ETI



## Heads Or Tails

D. Indyk, London

An ultra-simple heads or tails indicator can be built using a single 4077 EXNOR IC. The circuit is normally in a latched bistable mode; when the switch is closed the circuit will oscillate, ie toss the coin. The astable frequency is approximately 5-10 MHz. If desired a small push-to-make switch can be connected in series with the battery as an on/off switch, such that the battery will be disconnected from the circuit unless the device is being held. The LEDs can be any colour.



A	B	C	D	MODE
0	0	$\bar{D}$	$\bar{C}$	BISTABLE
0	1	$\bar{D}$	$\bar{C}$	ASTABLE
1	0	$\bar{D}$	$\bar{C}$	ASTABLE
1	1	D	C	BISTABLE

Table listing various electronic components such as TTLs by TEXAS, CPUs, MEMORIES, INTERFACE ICs, CRYSTALS, CONECTOR SYSTEMS, EUROCONNECTORS, I.D. CONNECTORS, IC RIBBON CABLES, ACORN ATOM PERSONAL COMPUTER, and various integrated circuits like TRANSISTORS, DIODES, and OP-TO-ELECTRONICS.

COMPUTER COMPONENTS

Table listing computer components including CPUs (1802CE, 8080A, etc.), MEMORIES (2101A, 2102, etc.), INTERFACE ICs (AD588CJ, etc.), CRYSTALS (100kHz, 200kHz, etc.), and SUPPORT DEVICES (3242, 3245, etc.).

Table listing connector systems and software, including CONECTOR SYSTEMS EDGE CONNECTORS, EUROCONNECTORS, I.D. CONNECTORS, IC RIBBON CABLES, ACORN ATOM PERSONAL COMPUTER, and ACORN SOFTWARE AVAILABLE.


Table listing various electronic components including TRANSISTORS, DIODES, OP-TO-ELECTRONICS, COUNTERS, and TTL & ECL components.

\* ZX80/81 USER PORT \*
(As described in "P.C.W." Oct. '81)
Port module plugs directly into ZX80 or ZX81 to provide 8 input and 8 output lines.
MEMORY EXPANSION PCB
A low price versatile system for ACORN ATOM, UK 101 and Superboard.

TECHNOMATIC LTD.
MAIL ORDERS TO: 17 BURNLEY ROAD, LONDON NW10 1ED
SHOPS AT: 17 BURNLEY ROAD, LONDON NW10
(Tel: 01-452 1500, 01-450 6587, Telex: 922 806)
305, EDGEWARE ROAD, LONDON W2 Tel: 01-723 0233

PLEASE ADD 40p P&P & 15% VAT (Export no VAT)
Government, Colleges, etc. ORDERS WELCOME
BARCLAY & ACCESS CARDS ACCEPTED





## THE BODY OF ANY SYSTEM

Let's face it - you can't produce as crisp an image on a domestic TV as you can on a Crofton monitor.

**9in. Crofton Monitors**  
Typically P4 White ..... £64.97  
P31 Green ..... £79.32

These monitor and Shugart prices are dependent upon sterling/dollar conversion rates. Phone us for up-to-date prices.

### SHUGART FLOPPY DISK DRIVES

No case. No power supply.

SA 400 5 1/4 in. S.S.S.D. .... £149.05  
SA 450 5 1/4 in. D.S.S.D. .... £283.31  
SA 800 8 in. S.S.S.D. .... £340.52

### FLOPPY DISKS - BOXES OF TEN

Single-sided 35/40 Track ..... £26.45  
Double-sided 35/40 Track 5 1/4 in. .... £37.95  
Single-sided 77 Track ..... £41.40  
Double-sided 77 Track 5 1/4 in. .... £47.15  
Single-sided 8in. .... £40.25

### CALLING ALL ZX81 USERS

Convert your ZX81 to full size QWERTY Keyboard. Ask for details.

### SPECIAL OFFER

3/4" Miniature CCTV Camera £130

Used Computer Desks £30  
(Note: Only personal callers).

ALL THE ABOVE PRICES INCLUDE V.A.T. AND CARRIAGE

ALL MAJOR CREDIT CARDS ACCEPTED: Small surcharge

**CROFTON ELECTRONICS LTD.**  
35 Grosvenor Road, Twickenham, Middx, TW1 4AD  
01-891 1923/1513

# CLEF ELECTRONIC MUSIC

### ELECTRONIC PIANOS

SPECIALISTS SINCE 1972



Two Domestic Models are available including the 88 note full size version. Four intermediate Voice Controls may be used to obtain a wide variety of Piano Tones, including Harp-like tones.

Both Solo and Duo Modes are incorporated in the Design and internal Effects are provided in the form of Tremolo, Flange, Chorus, and Wave Ranger.

A special amplifier integrates into the Piano Top which may be removed to give the base for more transportation.

Component Kits include Enclosed Key-switch hardware and all electrical components may be purchased in four stages at the same cost.

Complete Kits further contain Cabinet, wiring harness, etc. and in the case of Domestic Models both Power Amplifier and Speaker.

Send for full size, inc. manufacturer's price.

88 KEYS COMPLETE KIT £289.70  
76 KEYS £299.70

### COMPONENT KITS

SIX OCTAVE £217  
7 1/2 OCTAVE £244



COMPLETE KIT £289

### "THE ELECTRONIC BAND-BOX"

(As Published in conjunction with 'Practical Electronics')

COMPLETE KIT £289



MANFO. £399

PRICES INCLUDE MASTER RHYTHM

### STRING ENSEMBLE

Versatile String Ensemble with 16 keyboard tracks and sequencer system.

COMPONENT KIT £179.00

### KEYBOARDS

Square Keys with 1600 Hz oscillator

45 NOTE £28.76, 61 NOTE £38  
73 NOTE £47, 88 NOTE £57

### THE Programmable DRUM MACHINE

EIGHT TRACK PROGRAMMING  
TWENTY-FOUR PATTERNS-TWELVE INSTRUMENTS  
SEQUENCE OF OPERATION  
COMPLETE KIT £79.00  
MANFO £199.00

The Clef Master Rhythm is capable of storing 20 sequential rhythmic drum patterns, inverted, modified, and stored by the Operator on to Logic Impulse/Trigger Tracts. It also produces memory-mapped random patterns.

The number of instruments available to having greatest sound effect of playing with Dynamics, Durations or Late American Sounds and Chorus.

Sequence operation allows two rhythm sections to be coupled with the first and second sections appearing at four, eight or sixteen bar repetition. All drums can be sequenced for level and resonance on internal controls to form individual parts. Also producing good musical sound in a battery driven unit.

A revolution in the field of Computer Music Generation!

A MUSICIANS SOLID STATE - SIMONS RECORDING INSTRUMENT FOR PRACTICE - LIVE PERFORMANCE - COMPOSITION

The BAND-BOX provides an Electronic Backing File consisting of Drums, Bass and a Chorus Instrument (one of 16). With the facility to store over 3,000 User Programmable Chord Changes on more than 120 different Chords. Using advanced microprocessor technology. Playback of 50-100 Scored parts is available in any key and at chosen tempo. Complete Music File is electronically indexed and stored on secondary battery back-up. Facility exists for composition of new Rhythmic Chorus and Chorus sections including Multiple Score Sequences. Scores are provided for Volume Pedal and Footswitch plus separate and mixed instrument Outputs. Total size 10" x 11" x 4 1/2" incorporating Master Rhythm.

OUR PRICES INCLUDE V.A.T., CARRIAGE AND INSURANCE

PLEASE SEND us for prospectus leaf or visit our website: [www.clef.co.uk](http://www.clef.co.uk)

ALL INSTRUMENTS MAY BE SEEN IN OUR SHOWROOM

**CLEF PRODUCTS (ELECTRONICS) LIMITED** (Incorporated in the UK)  
44A BRAMHALL LANE SOUTH, BRAMHALL  
STOCKPORT, CHESHIRE SK7 1AH  
TEL: 061-339 3297



# ELECTROVALUE

## CATALOGUE 82



Send 70p for your copy now - 64 pages (A4). More than 6000 stock items from nuts and bolts to complete computer systems.

With it we include a Reclaim Voucher value 70p for spending towards orders value £10 or more.

### IN CATALOGUE 82

## COMPUTER SYSTEMS

Details of the superb new GEMINI MULTIBOARD SYSTEM, CENTRONIC, EPSON and OLYMPIA printers;

Also full range of NASCOM computers and accessories.

**ELECTROVALUE LTD.** DEPT. ET-12, 29 St. Julians Road, Englefield Green, Egham, Surrey TW20 0NH  
Phone: Egham 33803 (STD 0784; London 07) Telex: 284476  
Northern Branch (Personal Shoppers only) 680 Barnage Lane, Barnage, Manchester M19 1MA. Phone: 061 432 4545

# Happy Memories

Part type	1 off	50-99	100 up
4116 200ns	.95	.85	.75
4116 250ns	.90	.80	.70
2114 200ns Low power	1.25	1.15	1.05
2114 450ns Low power	1.20	1.10	1.00
4118 250ns	3.45	2.95	2.75
6116 150ns CMOS	6.95	6.45	5.95
2708 450ns	1.95	1.75	1.65
2716 450ns 5 volt	2.25	2.05	1.95
2716 450ns three rail	7.40	7.00	6.75
2732 450ns Intel type	4.50	4.15	3.95
2532 450ns Texas type	4.95	4.60	4.40
Z80A-CPU	£5.25	Z80A-P10	£4.75
Z80A-CTC	£4.75		

Low profile IC sockets:

Pins 8 14 16 18 20 22 24 28 40  
Pence 9 10 11 14 15 18 19 25 33

Soft-sectored floppy discs per 10 in plastic library case:  
5 inch SSDD £17.00 5 inch DSDD £21.00  
8 inch SSSD £21.00 8 inch SSDD £26.65 8 inch DSDD £31.75

74LS series TTL, large stocks at low prices with DIY discounts starting at a mix of just 25 pieces.

Write or 'phone for list.

Please add 30p post & packing to orders under £15 and VAT to total

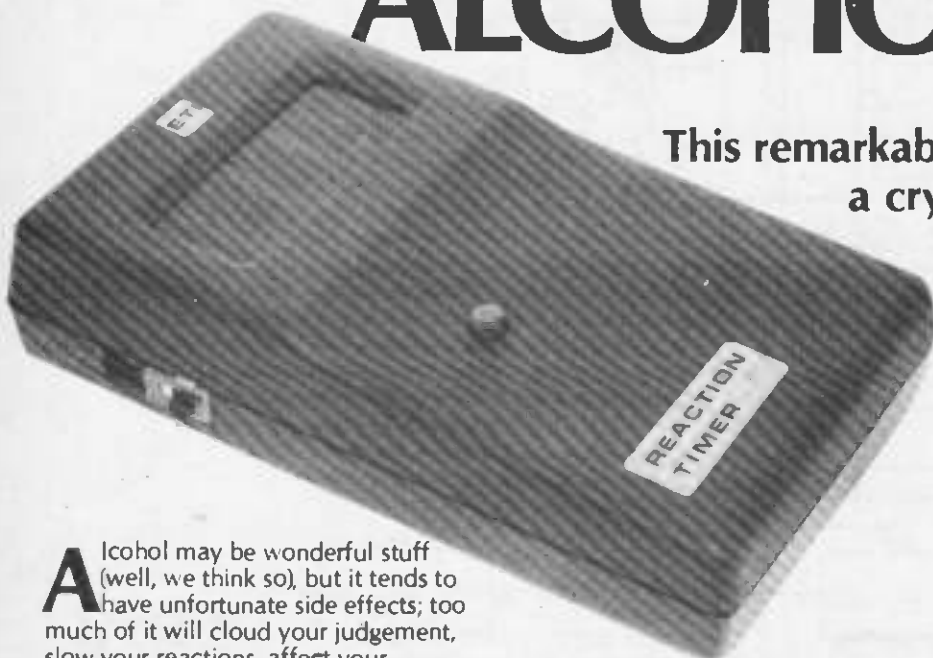
Access & Barclaycard welcome.  
24hr service on (054 422) 618

Government and Educational orders welcome, £15 minimum

Trade accounts operated, 'phone or write for details  
Prices are still tending to drop, 'phone for a quote before you buy

Happy Memories (ETI), Gladestry, Kington, Herefordshire HR5 3NY. Tel: (054 422) 618 or 628

# ALCOHOMETER



This remarkable reaction timer contains a crystal-controlled counter to determine drunkenness in alliterative alcoholics. Design and development by Rory Holmes.

**A**lcohol may be wonderful stuff (well, we think so), but it tends to have unfortunate side effects; too much of it will cloud your judgement, slow your reactions, affect your balance and, worst of all, make you certain that the exact opposite is true. Such a state of mind is dangerous if you intend using that modern offensive weapon, the motor car. The ET1 Alcohometer is a crystal-locked reaction timer that is simplicity itself to use (always an advantage when you've had a few), and will prove to over-confident imbibers exactly how much effect the odd lunchtime pint or five has really had. Lots of fun at parties, too — although once you have trouble holding the button down, it's probably time to leave. In a taxi.

## Button Up

When the Alcohometer is switched on the display is blank, except for the decimal point. To play, you hold down the push-button and wait. After a random time period lasting about one and a half to eight seconds, the display lights and starts counting up from zero. Releasing the push-button stops the count and displays your reaction time in seconds. To conserve power the display blanks automatically after a further eight seconds; if you're in a hurry to play again, pressing the push-button blanks the display and starts a new cycle. If you don't react within one second, the display latches at 000 so you can't claim a reaction time of 3 milliseconds just because the counter clocked round once before you noticed.

Brave ET1 volunteers found that even one small drink could have a noticeable effect on reaction time, but don't take our word for it — start building one now and be ready for Christmas!


## Construction

The construction is elegantly simple since all the parts are mounted on two PCBs; nevertheless it's quite intricate, due to the high component packing density. Solder the components into the main board first, not forgetting the orientation of the ICs, capacitors and diodes (see overlay). Use IC sockets, it's always a good precaution. Veropins should be soldered into the holes for the push-button switch, and the switch soldered in turn to these, so that the height from the top of the button to the board is 27 mm. Remember to put in all the board links, including the two underneath the board, but do not solder in the vertical links to the display at this stage.

After building up the prototype we discovered an unusual problem. It appears that some manufacturers produce longer plastic DIL packs than others, and if your 4017s are too long they won't fit the board. The Motorola chips we used (MC14017BCP) are OK, but if yours are too long you can always grind off the ends (carefully!)

If the crystal is a plug mounting type, don't worry; its pins can be cut shorter, and wire links soldered from the pins through the PCB holes. This same procedure will be necessary for the on/off switch (SW1) which is mounted sideways on the board (see photos). A small piece of plain PCB acts as a spacer between the switch and board, to align the switch with the moulded case cutout. It's a good idea to place the board in position on the case to check the exact switch placing, before securing it with superglue.

The display board is mounted above the main board and is held in



With the top off, you can see how everything fits into the case — just!

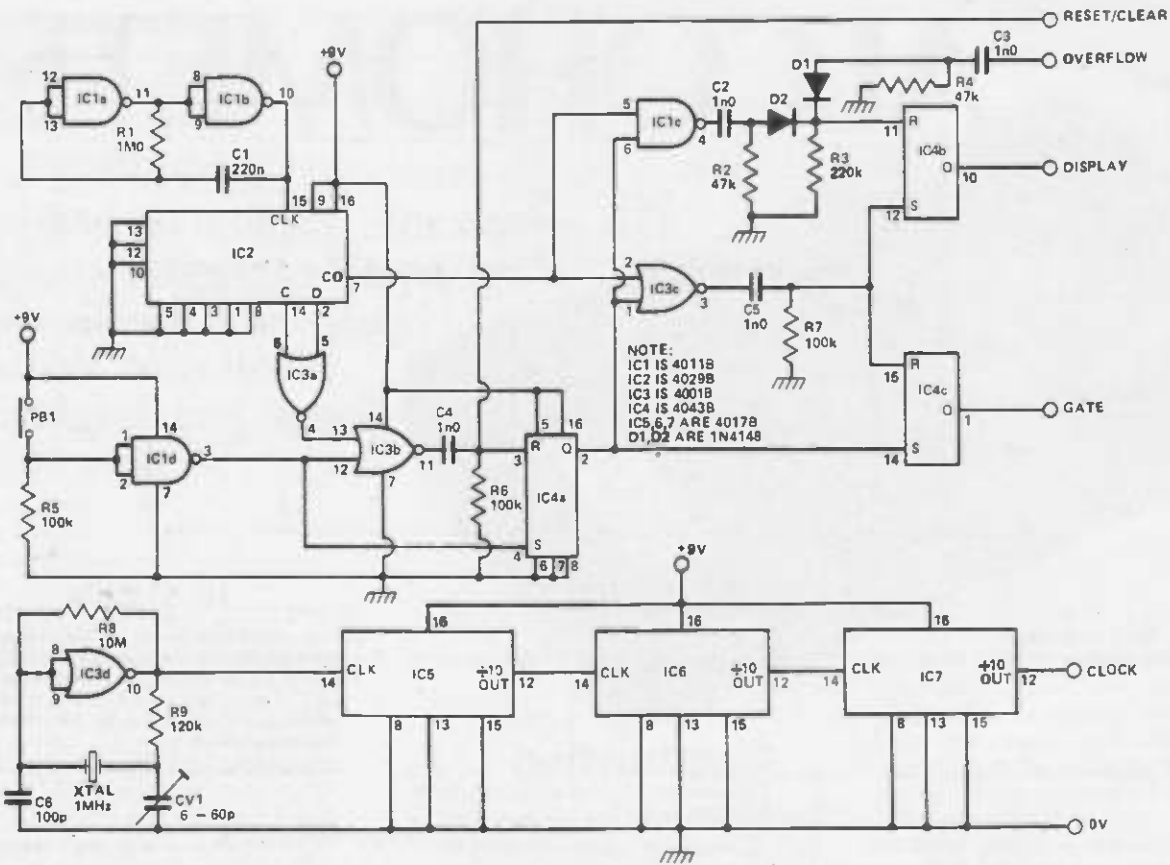


Fig. 1 Circuit diagram of the main control and oscillator section.


place by the vertical wire links (see photograph). Solder in all the components as per the overlay diagram, including the positive rail link, and noting the polarity of C9 and LED1. Sockets should be used for the seven-segment displays, both for protection and to give the required height. Lengths of tinned copper wire (about 2") should now be soldered at all the vertical lead out holes — 23 in total. After completing this carefully check the track side of the board for bad joints, solder bridges and other faults. It will be very difficult to correct mistakes after the boards are soldered together. Also check that all the ICs are plugged into the main board.

Now comes the tricky bit; all the 23 wires coming down from the display board must be inserted into the corresponding hole, vertically beneath, on the main board. It helps to trim the wires to different lengths, starting at about 1" at one end, and increasing to 2" at the other. They can then be inserted one at a time, as the boards are lowered together. When the boards are together the separation (between both parallel component surfaces) should be adjusted to about 13 mm. The wires can be bent under the board to hold this position, and then soldered and cropped.

## Vero Intelesting

The case used is a two part moulded Verocase. This case has a built in battery compartment, and ready-made cutouts for the display and on/off switch. There is a small moulded stand-off in the centre of the bottom case half — this should be filed or cut down in size, until it's shallower than the three PCB stand-offs. The board assembly can now be fitted into the

bottom case half. The PCB edges may need filing for the good fit against the bottom of the case (be careful not to file away the copper tracks at either edge). An appropriate hole must be drilled in the case front for the push-button; a good method is to put a small blob of ink on the button head and then bring the case halves together in the correct position. The ink will leave a drilling mark. The board can be secured in the bottom of the case using



This photograph shows how the display board is mounted piggyback on the main PCB. If you look carefully you can see how SW1 and PB1 are soldered in place.



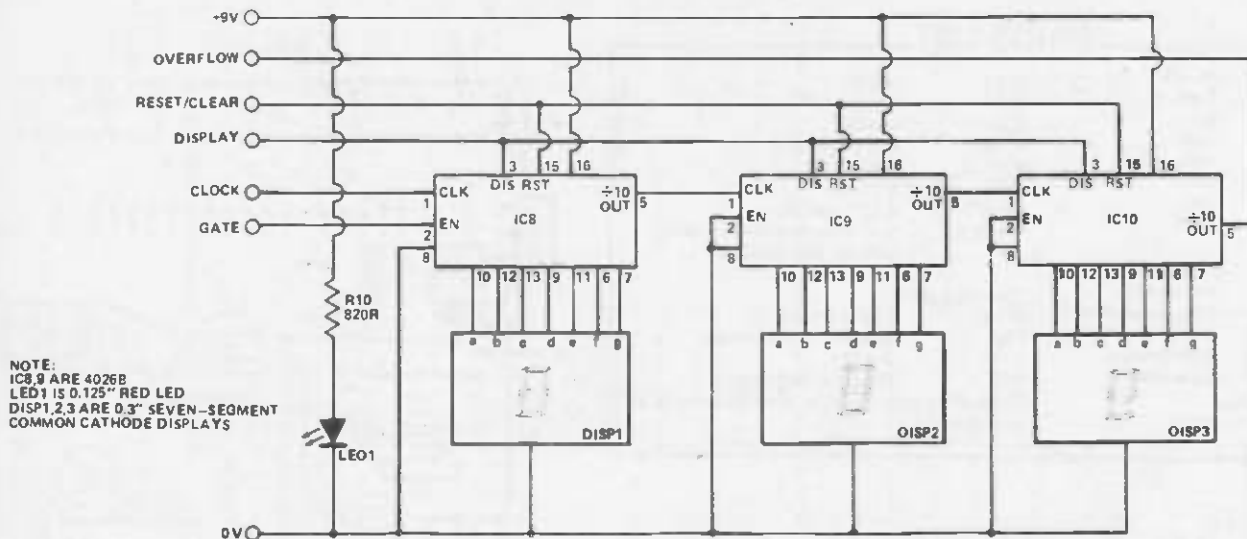
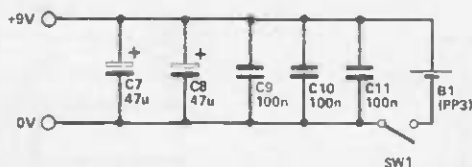


Fig. 2 Circuit diagram of the counter/display section (above) and the supply decoupling capacitors.



## BUYLINES

The case used is one of the Vero range, order code 202-22275G. The two PCBs available from our PCB Service on page 94, and none of the other components should cause any problems (although you should note the point made in the text about the 4017s).

ordinary adhesive pads, if they are used double thickness. The displays should just come in line under the window when the two case halves are together. A suitably sized piece of red filter plastic or polarising sheet should be cut and glued underneath the display cutout. The battery can be held more securely by sticking a piece of plastic foam into the battery compartment for a compress fit.

## Time To Test

You are now ready to test the finished article. With a PP3 (9 V) battery connected to the clip lead, and the power switch in the 'on' position, only the discrete decimal point LED should be illuminated. If you have access to a frequency meter you can use the trimmer capacitor to set the frequency of the crystal oscillator to exactly 1 MHz. Otherwise, leave it at about mid position. Now press down the push-button and keep it pressed; nothing should happen. . . Suddenly, the display will illuminate, and start counting at 1,000 counts per second. Having reached this stage, the idea is to let go of the button pretty smartly. The figure will freeze instantly, and continue to display your reaction time in seconds. After about eight seconds the display will disappear, and you may try again; alternatively, pressing the push-button will reset the display immediately for another attempt.

Note that it is impossible to cheat, except by precognition.

## HOW IT WORKS

At some random time after push-button PB1 is pressed, the display comes on and commences counting. Releasing PB1 stops the count, freezing the display, which then shows the time elapsed between the end of the random period and the release of SW1. After a short time the display automatically turns off and resets, ready for the next reaction test. The random time period, which will be between 1½ to 8 seconds, is set up by IC2, a four bit binary counter wired to count down repetitively from 15 to 0. It is clocked at around 2 Hz by the slow oscillator built around IC1a and b, so that a complete count cycle takes about 8 seconds. With PB1 open, the output of IC1d will be high; this holds the output of IC3b in a low state and sets the Q output of IC4a, a NOR latch, to high. Meanwhile IC2 is continuously counting down from 15 to 0. One or other of C and D, the two most significant digit outputs, will be high when the count is above 3, ie for about 6½ seconds of the 8 second period. Thus the output of NOR gate IC3a is taken low, enabling IC3b, whenever the count is within that range.

Now, operating PB1 takes IC1d output low, putting a low on the second input (pin 12) of IC3b and the set input of IC4a. With both inputs low, IC3b output will go high; a positive pulse is applied through C4 to the reset input of the latch, allowing the Q output to go low and sending a CLEAR pulse to reset the counter section. If the IC2 count is less than 4 however, IC3a's output will be high, holding IC3b low so that the latch, with its reset input pulled low by R6, cannot change state. Thus the random time period, which ends when IC2 clocks down to zero some time after PB1 is pushed, cannot be less than a 3 count, ie around 1½ seconds.

When IC2 reaches 0, the carry out line (pin 7) goes momentarily low, taking one IC3c input low; the other input (on pin 1) is already held low by the Q output of IC4a. Thus IC3c output goes high and the positive edge through C5 will reset latch IC4c, so switching the GATE line from the Q output to its active low state. The positive pulse through C5 also triggers the set input of latch IC4b, taking the Q output high which turns on

the display. This is the end of the random period and the start of the reaction timing.

The GATE signal starts the counter-timing section simultaneously with the display illumination. The user must now release PB1. As described above the set input of latch IC4a will then go high, taking the Q output high. This holds the set input of latch IC4c high and so takes the GATE line high again, stopping the count and ending the reaction timing. The pin 6 input of IC1c is now held high by the Q output of IC4a. Thus, when the IC2 CO line goes low again after a further 8 seconds, IC1c will go high and the positive pulse through C2 and D2 will reset the latch IC4b, taking a Q output low and turning off the display to conserve power. The latch IC4b can also be reset via D1, which steers a positive pulse derived from C3 and R4 to the reset input. C3 is connected to OVERFLOW, the final divide-by-10 output of the counter section, thereby blanking the display when the count reaches 1 second.

The display has three decimal digits following the decimal point, which are driven by IC8,9, and 10. These are integral decade counters and seven segment decoder drivers (4026) which drive common cathode LED displays. Since the readout is in seconds it follows that the clock frequency for the least significant digit must be 1 kHz. IC3d forms a CMOS oscillator, with the frequency set at exactly 1 MHz by the crystal. This output frequency is then divided down to 1 kHz by IC5,6 and 7 (4017 decade counters) and supplies the CLOCK for IC8 (pin 2).

All the pin 15s on ICs 8,9 and 10 are wired together and form the RESET/CLEAR line (active high). Likewise all pin 3s form the DISPLAY line, a low on these turns off the display. The GATE line goes to pin 2 (the enable) of IC8; when this is taken low the clock is enabled and will start counting. Pin 2 of IC8 and 9 are both wired to ground to permanently enable their clocks. The circuit is powered by one 9 V PP3 battery with an on/off switch SW1 in the negative rail. LED1 indicates when power is on and also marks the decimal point. Capacitors C8 through C12 provide supply decoupling for the ICs.

# PROJECT : Alcometer

## PARTS LIST

Resistors (all 1/4W, 5%)		IC2	4029B
R1	1M0	IC3	4001B
R2,4	47k	IC4	4043B
R3	220k	IC5,6,7	4017B (see text)
R5,6,7	100k	IC8,9,10	4026B
R8	10M	D1,2	1N4148
R9	120k	LED1	0.125" red LED
R10	820R	DISP1,2,3	0.3" seven-segment common cathode LED displays
Capacitors		Miscellaneous	
C1	220n polycarbonate	XTAL	1 MHz crystal
C2,3,4,5	1n0 ceramic	PB1	miniature push-to-make switch
C6	100p polystyrene	SW1	miniature slide switch
C7,8	47u 16 V tantalum	PP3 battery and clip; case (see Buylines); PCBs (see Buylines).	
C9,10,11	100n ceramic		
CV1	6-60p trimmer		
Semiconductors			
IC1	4011B		

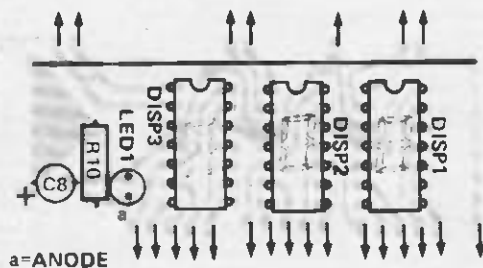


Fig. 3 Overlay for the display board. Arrows indicate vertical wire links to the other PCB.

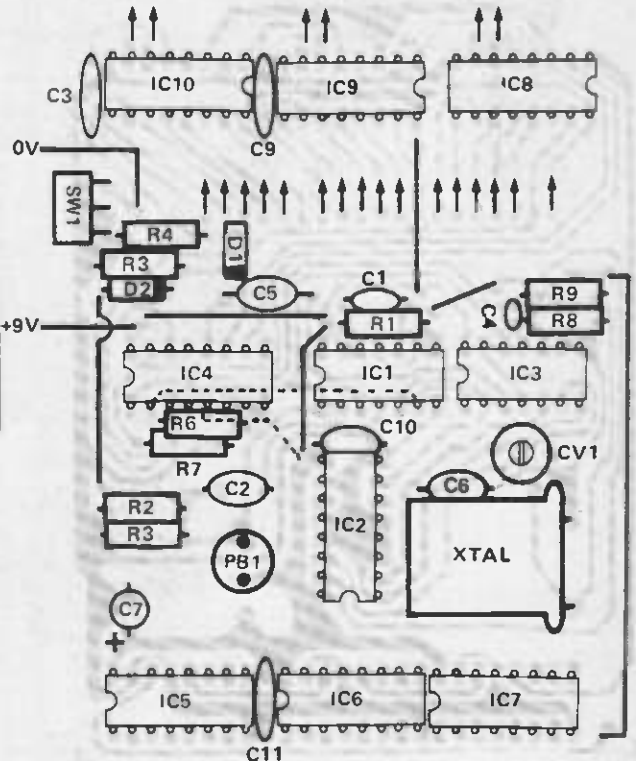


Fig. 4 Overlay for the main PCB. Note the insulated wire links under the board — IC4 pin 5 to IC2 pin 9, and IC4 pin 2 to IC1 pin 6.

ETI

INFRA RED IMAGE CONVERTOR type 9606 (CV144) 1 1/2" dia. Requires single low current 3KV to 6KV supply. Individually boxed. With data £12.50 ea. 10 off £100

INFRA RED QUARTZ LAMPS 230V 620 Watts Size 1 1/2" x 3/4" dia. £1.50 ea. 10 off £10. 740V 1650 Watts Size 2 1/2" x 1 1/2" dia. £3 ea. 10 off £25

FANS 115V 13 Watt Size 3 1/2" x 3 1/2" x 1 1/2". Secondhand £2.50 ea. CENTAUR FANS 115V Size 4 1/2" x 4 1/2" x 1 1/2". New £4.50 ea. Secondhand £2.50 ea.

DIARY LINES 50 nanosec. Ground in cut. Size 2 x 7/16 x 5/16".

New 25p ea. 10 off £2.

PULSE TRANSFORMERS. Sub min Size 1/2" x 5/16" x 1/2". Secondary centre tapped. New. Suitable for Thyristor triggering. 20p ea. 10 off £1.80. 100 off £15.

MOTORS 12V DC with pulley & semiconductor speed control. New £1 ea. 10 off £8.

DIAMOND H CONTROLS ROTARY SWITCH Single pole 10 way. Printed circuit mount. New 10p ea. 100 off £7. 1000 off £90.

stepping motors 200 Steps 20 oz/in torque. 12/24V Input. 5 wire. £12 ea. stepping motors 200 Steps 20 oz/in torque. 120V input 3 wire. £4 ea.

STEPPING MOTORS 5 Volt 3.3 Amp operation 2 Wire. PPS 0.220 RMP 0.250 Used £15 ea.

STEPPING MOTORS 6/12 position can be used as a tach. 12/24V will work on 5V. £1.80 ea. 5 for £5.

MIN KEYBOARD Push contacts, marked 0-9 & A-F & 3 optional. £1.75 ea. 10 for £15.

KEYBOARD PAD Size 3 x 2 1/2 x 2 1/2" high with 12 Alma Reed Switches. Blue keys marked in green. 0-9 & a star with one blank. £4 ea. 5 off £18. P&P £2.50.

DON'T TAKE CHANCES Use the proper EMT Cable 10p metre. £7.50 100 metres P&P £2.

RAPID DISCHARGE CAPACITORS 8 mfd 4KV £5 each. P&P £2.

HUNTS CAPACITOR 0.1 mfd 3KV DC Vkg. Size 1 1/2" dia. x 3". £1.25 ea. 10 for £10.

E. M. T. CAPACITOR 500 pf 8KV 20p each

DECOUPLING CAPS 0.05mfd 10V, 0.01mfd, 0.047 250V; 330pf. 100 off one type £1.80

CAPACITORS all at 5p each. 3300pf; 220nf 250V; 0.01mfd 160V; 0.1 of 400V.

TANTALUM BEAD CAPACITORS 2.2uf 20V 10 off £1. 100 off £7.50. 300uf 6.3V 15p ea.

TANTALUM CAPACITORS 22mfd 6V, 39mfd 10V, 22mfd 35V; 1mfd 35V All 10p. 100 off £7.50

MICROPHONE/EARPIECE INSERTS, Ex. Min. Brand New wrapped. 75p ea. 10 off £6.

TRANSFORMERS — All Brand New.

Auto 240V Input 115V 1 Amp output £1.25 ea.

240V Input Sec 6V 1.85A. Size 2 1/2" x 2" x 2". Good quality £1.50 ea.

240V Input Sec 12V 100MA. Size 60 x 40 x 42mm 50p ea.

240V Input Sec 12-0-12V 50MA. Size 63 x 45 x 40mm £1 ea.

115V Input Sec 5V 250MA Size 1 1/2" x 1 1/2" x 1 1/2". 2 for 50p.

240V Input Sec 2 windings 12V and 24V 1 Amp. Size 2 1/2" x 2" x 2". £2 ea.

Sub-Min 0.120 240V Input Sec 12-0-12V rated 4VA. 75p ea. 10 off £5. 100 off £45.

TOROIDAL 0-115 230V Input. Output 13.5 0 13.5V rated 8VA. £1.70 ea. 10 off £15.

TOROIDAL 0-120-240V Input. Output 0-12V, 10VA per winding. Encapsulated identical to R.5. Components at £9.40. OUR PRICE £5 ea.

TELEPHONES — P&P £1.50 ea. 8-10 units £6. Over by arrangements. 705 style Black, Grey, Blue, Green £5.50 ea. 10 off £45. Discoloured £4 ea. 10 off £27.50.

746 style Black or Grey £7.50 ea. Older Black style £2.50 ea.

SOME EMT TRANSFORMERS & CAPACITORS always available — please enquire.

VARIACS — 2 Amp. Ex-equipment. Good condition. £12 ea. P&P £3.

TRANSISTOR INVERTOR. 115V AC 1.7 Amp input. Switching at 20KHZ. Output windings from Pot Core. Can be rewound or broken for components. Circuit Supplied. £1.25 ea. P&P £2. 10 off £10. Carriage £5.

Convert this unit to a SUPER BATTERY CHARGER. Attractive green military quality case — removable top/bottom plates — heavy duty power switches — high power resistors to control current — centre mounted amp meter — wing nut terminals on front panel for connecting leads. £3.50 ea. P&P £3. FOUR UNITS £12 Carriage £5.

Miniature VARIAC 0.8 Amp in Blue Case size 10 1/2" x 6 1/2" x 6 1/2" with 20 coloured screw type 4mm sockets giving multiple voltage & current outputs. As NWE £15 ea. P&P £3.

AMPLIFIER BOARD complete with Heat Sink & two output Transistors type 2N5293 Circuit supplied £1.80 ea.

CABLE TIES Black 13cm long of White 9cm. 50 for 50p.

TOGGLE SWITCH. Centre off. 30p ea. 10 for £2.70.

4 CORE CURLY WIRE extending to 2 metres. 20p ea. 10 off £1.80. 100 off £15. Min Potentiometers — Eric. 1K Lin; 33K Lin; 47K Lin. All 15p each. 100 off £12.

WIRE WOUND RESISTORS 4 WATTS — all at 10p ea. 10 off 80p. 100 off £7. Values — 1R0; 2R2; 2R4; 750R; 22K — 1R5; 82R; 100R; 150R; 820R; 9K; 15K. MULTICORE CABLE 18 Way. Multi colour. 75p per metre. 100 metre drum £65. Carr £6.

GEC 4 Button UHF TUNER £1.50 ea. 10 off £12.

GEC 6 Button UHF/VHF TUNER. £2 ea. 10 off £15.

SOLID STATE UHF TUNER 38MHz £1 ea. 10 off £15.

PHOTOMULTIPLIERS — All with information — P&P all tubes £1.50 ea. Britsp 2" window £2 ea. American 2" £3 ea. RCA type 2020 £4 ea. Special American by RCA £6 ea. MULLARD 150AVP Useful dia 32mm £4 ea.

MONEYWELL STRIP CHART PAPER 122r rolls. Ref no 378528-0100 EVEN 12/80. 50p per roll. 10 rolls £4 P&P £3.50.

BLUE THERMAL PAPER 430R roll 8 1/2" wide. £2 per roll P&P £2. 6 rolls £10 Carr £6.

FOR FULL COMPONENT & TEST EQUIPMENT LIST WRITE OR PHONE

**A MUST FOR THE COMPUTER OR VIDEO MAN**  
CONRAC 14" MONITOR. Solid state sync plus video input sockets. Not cased. Used but tested. £35 each. Carriage £6

Other monitors available including colour. Please enquire

**CREED MODEL 75**  
Printer with keyboard. Late model. Only £25 each  
Receive Only £18 each. Carriage £5

**ROSPOR VDU — with KEYBOARD**  
80 characters x 13 lines, 600 1200 baud; RS232; standard 240 volts input; screen size 9 inches. Very good condition. Tested £70 each. Carriage at cost.

**GENERAL PURPOSE OSCILLOSCOPE TECH TYPE T0 2**  
Single beam. Size approx 6 x 7 x 9 1/2 in. Weight 7lbs. Ideal for the beginner or school user. ONLY £49.50 each P&P £3

**SINE & SQUARE WAVE AUDIO GENERATOR**  
Type TE22  
20HZ-200KHZ. Portable. As new. ONLY £55 each P&P £3

**MULTIMETER**  
Russian type 4324 AC/DC volts; AC/DC current; ohms, etc. Brand new, boxed. £12.50 each P&P £2.50

**RADAR AERIALS**  
Rotary, complete with Waveguide Couplers. These are brand new, military boxed. Very impressive. Dish diameter 27 inches. £85 each. Carriage £5

**METROMM INSULATION AND CONTINUITY TESTER 500 volts**  
Portable. Battery Operated. Standard PP7 (Battery not supplied). Complete with carrying case. As new £40 ea. Used but good condition £25 ea. As above but 250 volts. Used £17.50 ea. P&P £3

**SCOPE STYLE CASE** with attractive blue covers and strap handle. Black chassis with prop up stand & rubber feet containing two 5" fluorescent strip lights. Illuminated mains on/off switch. 2 pots with knobs, slide switch, 1 1/2 metres 3 core mains cable, small fuse holder, mains transformer and PCB. (As a TACHISTOSCOPE) Ideal for the home constructor. £5 each. P&P £2

MINIMUM ORDER OF GOODS £3. MINIMUM PACKAGING & POSTAGE £1.50. VAT at 15% MUST be added to TOTAL of GOODS & PACKAGING, BUT PLEASE ensure sufficient monies is sent to cover PACKAGING and Postage to avoid delays in us dispatching your order. CALLERS VERY WELCOME STRICTLY BETWEEN 9am-10am and 2-5pm Monday to Saturday Inc. BARCLAYCARD (VISA) and ACCESS taken. Official orders welcome.

## CHILTMELD LTD

NORWOOD ROAD, READING

TELEPHONE NO. READING 669656

(2nd turning left past Reading Technical College in King's Road then first right — look on right for door with "Spoked Wheel")

<b>O.I.L. MINATURE ON-OFF SWITCHES</b> Gold-plated contacts Sealed base ideal for programming & position at less than half manufacturer's price <b>ONLY 75p</b> Will fit into 14-pin di socket. Ten at 80p ea. per 100 99p ea.	<b>HONEYWELL PROXIMITY DETECTOR</b> integral amplifier, 8v DC, £3.50 ea. <b>PHOTO CONDUCTIVE CELL</b> £1.25. High-power CdS cell, 600mW, for camera circuitry. Resistance 900 ohm 10 4K, Max. vch's 240. Size 1/2 x 1/2 in. <b>RIBBON MICROPHONE</b> with pre-amp on chassis. £1.75	<b>MULLARD MODULES LP1171</b> IF Strip AM, FM Frontend. Price £3.75 Complete with Data LP1157 Med & Long Tuner £2.50 <b>CRYSTALS COLOUR TV</b> 4 430619 mc's £1.25 Miniature type sealed	<b>ULTRA SONIC TRANSDUCERS</b> 40Kc's Complete on 11 pin. Screened cable £1.75 each. 50's £2.50. <b>ULTRA SONIC TRANSMITTER</b> Complete unit (uncased) requires 1.5V. £3.25 <b>FOSTER DYNAMIC MICROPHONES</b> 200 ohm impedance. Moving coil. Complete on chassis £1.75 each.
<b>LM317 REGULATORS</b> Latest type adjustable. Ideal for computers with 5v output. Size 7 x 7 x 1 inch. Dns £3.80 in quantity	<b>LM300 Amplifier</b> . . . . . 80p <b>LM318N Hi-Slew Op. Amp</b> £1.90 <b>LM323K</b> , 5v 3-amp reg. £3.00 <b>LM310H</b> Volt. Follower. Amp. £1.20 <b>LM311M</b> High Perf. Volt. Comparator £1.80 <b>LM384H</b> 5-watt Amp £1.20 <b>LM363H</b> , Dual Com. . . . . 80p <b>7905</b> Reg. . . . . 75p	<b>MINIATURE HIGH QUALITY PANS</b> "Whisper Model" by Ronon Low power consumption (less than 10 watts) Silent running 115v (two in series for 230v 50/60Hz) Size 4 1/2 x 4 1/2 x 1 1/2 <b>Only £8.50 inc. VAT</b> <b>BRAND NEW</b> 50% less than manufacturer's price	<b>CHIPS</b> 2187 450 nls £1.00 2114 300 nls £1.75 4116 200 nls £1.00 2732 450 nls £1.50
<b>MONSANTO</b> High-imp. -1 Display High Intensity £1 each set of 4 £3.50 Common anode 14 Pin DIP Package	<b>STEREO CASSETTE TAPE HEADS</b> Quality replacement for most recorders with moving plate. Record/Replay £2.80 <b>HAARROTT TAPE HEADS</b> Over 200 types Type XRP518 Record/Replay teachi £2.80 XRP536 Record/Replay teachi £3.00 XES11 Erase teachi £1.80	<b>HEWLETT-PACKARD DISPLAYS</b> <b>6082-7050</b> HIGH EFFICIENCY AND VERY BRIGHT Only £1.00 each Set of 6 for £5 Half-inch red common cathode will replace DL701 14-pin Di.	<b>EX-MOTOROLA 5+5-WATT CAR STEREO AMPLIFIERS</b> Complete and tested units Medium and Long Wave. Supplied as two built units (5 x 2 x 2in) with circuit and data. Only £5 each. Includes pre-amp.
<b>BRIDGE RECTIFIER</b> 800 PIV 35 amps 1/2 x 1/2 x 1/2 in. £3.50	<b>RECHARGEABLE BATTERIES</b> VARTA 36 volts DEAC. MAM 225 £1.50 DRYFIT 6-volt 4.5 amp. £1.50 XTAL FILTER 107mhz, 12.5dB caporation, 1/2 x 1/2 x 1 inch £1.00 100KCS + 1 meg 3-pin £2.00	<b>"CHERRY" ADD-ON KEYPAD</b> A compact 12-button keypad suitable for use with Cherry Keyboard to extend its functions plus four extra keys. Supplied brand new with data. A 3 x 4 non-encased single mode keyboard.	<b>QUANTITY DISCOUNTS</b> on ALL items (unless stated), 15% per 10, 20% per 50, 25% per 100. All items <b>BRAND NEW</b> (unless otherwise stated). <b>DELIVERY</b> from stock — Add Post 35p per order.

**Henry's**

01-723 1008/9

404 EDGWARE ROAD, LONDON W2 1ED

## ALL GAMES AND CHESS COMPUTERS AT DISCOUNT FOR CHRISTMAS GIFTS

Incredible **ACTIVISION** Cartridges for ATARI, VCS.  
 Full range in stock . . . . . £16.95  
 Latest **GAME & WATCH** Gold Series £19.00  
**LEGAL C.B. Radios** . . . . . from £69.00  
**SENSORY '8' Chess Computers** . . . . . £109.00  
**MORPHY ENCORE** Chess Computers . . . . . £149.00  
 Atari, Mattel, Philips TV Games

**LOTS MORE IN STOCK — PLEASE PHONE FOR BEST PRICES IN THE COUNTRY!**  
 ACCESS, BARCLAYCARD, DINERS, AMERICAN EXPRESS

**CIRCOLEC**  
 1 FRANCISCAN ROAD, TOOTING, LONDON SW17  
 Tel: 01-767 1233

## TV SOUND TUNER ETI SEP 80 PROJECT

All parts available / send for list  
**ALSO**  
**No. 1 for Teletext Kits**  
**TV Spare Parts and Components**

Callers welcome at Shop Premises

## MANOR SUPPLIES

172 WEST END LANE, LONDON NW6 1SD  
 TELEPHONE: 01-794 8751  
 Near West Hampstead Jubilee & British Rail Stations

# JOIN THE PROFESSIONALS...

If you are looking for amplification, take advantage of the same superb quality **CRIMSON** modules that the BBC, IBA, KEF and numerous recording studios have been using for years! Our expertise in this field of electronic design is internationally renowned, our reputation is based on quality, reliability and value for money and when it comes to technology, our modules feature possibly some of the world's most advanced audio circuitry yet devised. The **CRIMSON** range of audio amplifier modules is available to industry and public alike and is backed by full technical data, free technical advisory service, fast delivery and a full range of complimentary components available such as toroidal power supplies and heatsinks, etc.

**SPECIFICATIONS**

Type	O/P 8ohms*	D/P 4ohms	PSU	H/sinks	Slew limit	S/N	Sensitivity	THD (typ)	FRI - 3dB	Size
CE 608	38	—	CPS 80	M550	30VUS	110dB	775mV	0.0035%	1.5Hz-50KHz	80-120-25
CE1004	44	70	CPS150	H550/100	30VUS	110dB	775mV	0.0035%	1.5Hz-50KHz	80-120-25
CE1008	65	—	CPS150	H550/100	30VUS	110dB	775mV	0.0035%	1.5Hz-50KHz	80-120-25
CE1704	85	121	CPS250	HS100/150/FM1	30VUS	110dB	775mV	0.0035%	1.5Hz-50KHz	80-120-25
CE1708	125	—	CPS250	HS100/150/FM1	30VUS	110dB	775mV	0.0035%	1.5Hz-50KHz	80-120-25
CE3004	170	250	CPS250	HS150/FM2	30VUS	110dB	775mV	0.008%	1.5Hz-50KHz	161-102-35
CPR1X	output	775mV	REG1	—	3VUS	70dB	2.8mV	0.008%	10Hz-50KHz	138-80-35
MC1X	output	2mV	REG1	—	3VUS	65dB	70/150uV	0.008%	10Hz-50KHz	80-120-35
XO2/3	output	775-2500mV	REG1	—	9VUS	90dB	775mV	0.01%	Preset	150-50-20

\*Power output is quoted in WRMS and is given for two modules off the same power supply. Higher powers can be obtained if using our dual power supplies or one module per PSU or if using a stabilised power supply.

**NEW:** We now have a completely new Hi-Fi Kit package to offer:  
**CK 1010** contains pre-amp circuit board, all metalwork connectors wire, etc., to make a complete hi-fi pre-amplifier.  
**CK 1040** contains 2 power amp modules, all metalwork dual power supply, connectors, heatsinks, wire, etc., to make a complete 40 w/channel power amp.  
**CK 1100** as CK 1040 but at 100 w/channel

Unlike other module manufacturers **CRIMSON** have a major share of the esoteric, specialist Hi-Fi market. Unlike many manufacturers we acknowledge the massive audible differences that small component/circuit changes can produce. However our amplifiers are technically outstanding have been subjectively 'tuned' to a stunning level of crisp and detailed reproduction.

**PRICES**

Power amp modules	Power supply modules	Heatsinks	All prices include VAT. Please add £1.10 for orders up to £20.00, £2.50 up to £50 and £2.65 £50 and over. To allow for post and packing (UK only).
CE 608 £21.00	CPS80 £26.24	HS 50 £1.84	Export—No problem. Please write for quotation or quote your Visa/Master-charge card number.
CE1004 £24.50	CPS80D £31.77	HS100 £2.99	
CE1008 £27.50	CPS150 £29.74	HS 50 £4.20	
CE1704 £35.00	CPS150D £36.40	FM1 £36.95	
CE1708 £35.00	CPS250 £36.83	FM2 £41.52	
CE3004 £49.00	CPS250D £45.34		

**Pre amp modules**

CPR1X £36.00	Active crossovers
MC1X £32.00	XO2
REG1 £ 9.30	XO3
TR6 £ 3.30	MU1

**COMPLETE KITS**

PRE-AMP CK 1010	£90.00
POWER AMP CK1040	£119.00
POWER AMP CK1100	£149.00
(MOVING COIL ADD-ON)	£25.00

**CRIMSON Elektrik**  
 9 Clayhill Road, Leicester LE4 7JJ · Tel 0533 761920 · Telex 34964 Chamco C Crimlek

Please send more details of all CRIMSON ELEKTRIK amplifier modules

Name \_\_\_\_\_ Address \_\_\_\_\_ Ref: ETI/12

# THE POWERFET AMPLIFIER



**PFA 80**  
(100W plus  
into 8Ω)

**Powerfets**

So far 25 semiconductor manufacturers have invested in this new technology. Clearly powerfets are something special.

Their enormous power gains eliminate conventional drive circuitry in power amps, permitting delightfully simple designs. Their freedom from secondary breakdown and their tendency to shut down when thermally overstressed, result in inherently stable and destruction-proof output stages, not needing protection circuitry. And perhaps best of all, their lack of charge storage make them fast and responsive, producing amplifiers of wide bandwidth and low distortion even at high frequencies.



**Power Supply**  
Components available

The PFA is perhaps the perfect realisation of the classic powerfet amp design. The superb PCB allows the use of either one or two pairs of output devices, providing easy expandability for those starting with the smaller system. (The extra output pair of the PFA120 results in lower distortion and improved efficiency, particularly into low impedance loads.)

The components used in the PFA have been chosen with extreme care. The lowest noise input devices and lowest distortion gain stage devices were selected regardless of cost. 140V powerfets were chosen against the more usual 120V to give improved safety margins.

Specification	PFA80	PFA120
Bandwidth	10Hz	100kHz - 1dB
Output Power	80W (Vs - 50V)	170W (Vs - 55V)
R.M.S. into 8Ω		
THD	≤ 0.008%	≤ 0.005%
(20Hz - 20kHz)		
(kHz at rated output)	0.004% typ	0.002% typ
SNR		120dB
Slew Rate		> 70V/μs
Gain		X22
R <sub>in</sub>		3k
V <sub>s</sub> max		70V
Cost		
(incl. kit)	£17.45	£24.95 P. & P. 75p
(kit)	£14.95	£21.95

**Power Amp PAN 1397**

A high quality 20W power amp board based on the HA1397. Easily modified for bridge operation providing high powers from low supply voltages.

**Specification**

Output power RMS	20W into 8Ω at 27V
	70W into 4Ω at 19V
THD	0.02% at 1kHz 1W to 12W
SNR	90dB
Input	100mV into 50k
Cost (Built)	£8.80 (P. & P. 40p)



**PAN 1397**

**PSU 101**

Mains transformer for above 17 0 17v 50VA £3.95 (P. & P. £1)

**Pre-amp PAN 20**

The design is unique. Equalisation is applied after a 10dB gain stage, resulting in one of the best noise performances available. Superior over 100 figures are ensured by a front end incorporating a special gain attenuator control (vol. control to you!). The inputs are uncommitted and can be used with any combination of signal sources in the 1mV to 10V range. RIAA equalisation is provided for mag. PUs and space on the board is available for different equalisations.

**Specification**

R.W.	20Hz - 30kHz - 1dB
THD	0.003% typ
at rated output	
SNR	85dB (incl. 5mV RIAA)
	105dB (incl. 100mV flat)
V <sub>s</sub>	20V
Output	1V (rms) at 20kHz
Cost	£8.75 (needed for stereo)
(Built board)	
(less controls)	(P. & P. 40p)

## THE POWERFET SPECIALISTS J. W. RIMMER

Mail order only to:  
Dept ET/11, 148 Quarry Street, Liverpool L25 6HQ

Telephone: 051-428 2651

Technical enquiries:

367 Green Lanes, London N4 1DY. Tel: 01-800 6667

**PET, ATOM, UK101 MEMORY REVOLUTION.**

Memory expansion boards 16K complete kit £80, built £38. 32K kit £74, built £32.  
**OHIO SCIENTIFIC COMPUTERS**  
Superboard 3 Pos. 4K error ram £10.99. 16K memory expansion complete kit £50, built £38. 32K memory expansion kit £74, built £32. Power supply kit £11.95. Modulator £3.50. Guard band kit £10. Cass. £27. Cegmon £22.50. Wemom £19.95. Assembler/Editor tape £25. Word Processor Program £10. Display expansion kit for Superboard 2 series 1 only £14. Centronics interface kit £10. 610 expansion board p.o.a. Minifloppy disc drive p.o.a. Colour adaptor board built £45.

**VIDEO GENIE £279**



Expansion box without/with RS232C £179/£209. Disk drive £295. 10K/32K ram board £35/£128. Colour board £34.95. Parallel printer interface £32. Write for free software list.

**PRINTERS**



Buy any of the below and get a free interface kit and word processor program for UK101 or Superboard - Epson MX70 £269. Epson MX80T £369. Epson MX80F/71 £399. Epson MX80F/72 £449. Epson Epson MX100 £578. Oki Microline 80 £295. Oki Microline 82A £399. Oki Microline 83A £399. Centronics 737 £365. Seikosa GP80A £199.

**TV GAMES\***

AY-3-8800 4 kit £12.99. AY-3-8550 + kit £9.26.

**SINCLAIR PRODUCTS\***

SC110 Oscilloscope £139. PFM200 £48. PDM35 £32.95. DM225 £93. DM350 £72. DM450 £116. Microvision TV £99.

**BATTERY ELIMINATORS\***

3-way type 6/7, 5/8V 300ma £3.50. 100ma radio types with press studs 9V £4.95. 9+9V £8.28. Car converter 12V input, output 3/4, 6/8/7, 6/9V 800ma £3.04.

**BATTERY ELIMINATOR KITS\***

100 ma radio types with Press-studs 9V £1.79. 9+9V £2.50. Stabilized 6-way types 3/4.5/6/7.5/8/12/15/16V 100ma £3.12. 1Amp £8.80. Stabilized Power kits 2-16V 100ma £3.12. 1-30V 1A £8.50. 1-30V 2A £15.30. TTL and computer supplies 5V stabilized 1.5A £9. 3A £14. 6A £23. 12V car converters 6/7.5/9V 1A £1.82.

**SHARP COMPUTERS**

MZ80K 20K £380. 36K £384. 48K £408. PC121T £82.



**BI-PAK AUDIO MODULES\***

AL30A £4.35. PA12 £9.31. PS12 £1.78. TS38 £2.90. S.450 £27.90. AL80 £5.82. PA100 £19.24. SPW80 £5.28. BMT60 £8.36. Stereo 30 £21.00. AL80 £8.84.

**VIC 20 COMPUTER**



£173 with free cables to suit normal cassette recorders.

**SWANLEY ELECTRONICS**

Dept ET/1, 32 Goldsai Rd., Swanley  
Kent BR8 8EZ  
Tel Swanley (0322) 64851

Postage £3.50 computers, £4.50 on Printers and 45p on other orders. Lists 27p Post free. Please add VAT to all Prices except those sections marked with a \* which already include it. Overseas and official credit orders welcome.



Just 50p will bring you the latest Wilmslow Audio 80 page catalogue packed with pictures and specifications of HiFi and PA Speaker Drive Units, Speaker Kits, Cabinet Kits ...

1000 items for the constructor.

**CROSSOVER NETWORKS AND COMPONENTS. GRILLES, GRILL FABRICS AND FOAM. PA, GROUP DISCO CABINETS - PLUS MICROPHONES - AMPLIFIERS - MIXERS - COMBOS - EFFECTS - SPEAKER STANDS AND BRACKETS - IN-CAR SPEAKERS AND BOOSTERS ETC. ETC.**

- ★ Lowest prices — Largest stocks ★
- ★ Expert staff — Sound advice ★
- ★ Choose your DIY HiFi Speakers in the comfort of our listening lounge. (Customer operated demonstration facilities)
- ★ Ample parking ★
- ★ Access Visa American Express accepted ★



0625 529599

35/39 Church Street, Wilmslow, Cheshire SK9 1AS



Lightning service on telephoned credit card orders!





# New project?..

If you're about to start on a new project, you're no doubt looking for the right enclosure. With around 1,000 different cases and 250,000 case parts currently in stock, we must be your number one choice. Why not send for our catalogue, price £1 including P&P.

**Specify West Hyde-  
we've a good case for it!**  
**WEST HYDE**

West Hyde Developments Limited  
Unit 9, Park Street Industrial Estate, Aylesbury, Bucks.  
Telephone: (0296) 20441. Telex: 83570 W HYDE G.


Month	Project	Case
January 1981	Audiophile FM Tuner	CL2 CDJ
April 1981	Drum Synthesiser	BOC 668
May 1981	Temp. Controlled Iron	BBA 1016
	IR Remote Control	SAM 006
		SAM 001
June 1981	Antenna Extender	BOA 115
	Drill Speed Controller	SAM 006
July 1981	Super Dice	BOC 450G
September 1981	LAB PSU	SWF 222X
November 1981	Music Processor	CL2 ADJ
	Voice-over Unit	ACE 150K
	TV Sound Tuner	CL2 AEL

See us at Breadboard stand nos 9 & 10


Written or telephone orders accepted from Access and Barclaycard holders.



# TWO SIDES TO YOUR SUCCESS FROM VERO



Component side



Soldering side

## The Low Cost Eurocard Size Microboard

Fully Compatible with indirect connectors and Card Frames to the latest international specifications.

Accepts any Integrated circuit package - allows high packing density.

Screen Printed with 'island' pattern for ease of use - ideal for solder and wire wrap applications.



Vero Electronics Limited, Retail Dept., Industrial Estate, Chandler's Ford, Hampshire SO5 3ZR. Tel (04215) 62829

PLEASE SUPPLY QTY.	ORDER CODE	DESCRIPTION	SIZE	PRICE
	200-22271B	MICROBOARD	160 x 100mm	£3.47 each (including VAT & carriage)
	200-22270E	MICROBOARD	160 x 233mm	£5.47 each

ETI.12.81

Name: \_\_\_\_\_

Address: \_\_\_\_\_

Postal Code: \_\_\_\_\_

My Access/Barclay No. is: \_\_\_\_\_

Signed \_\_\_\_\_

# DESIGNER'S NOTEBOOK

The XR2206 is a high-quality function generator chip, capable of producing sine, square, triangle, ramp and pulse waveforms. Ray Marston shows how to use the device in this month's edition of Notebook.

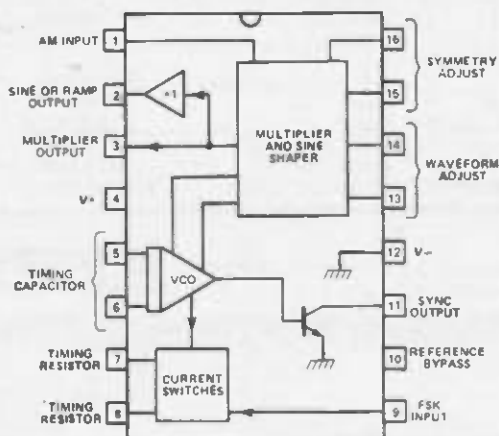


Fig. 1 Block diagram and pin notations of the XR2206 function generator IC.

The XR2206 integrated circuit is undoubtedly the most useful function generator or waveform generator chip available. It can generate sine, square, triangle, ramp and pulse waveforms at frequencies ranging from a fraction of a hertz to several hundred kilohertz, using a minimum of external circuitry. The frequency can be swept over a 2000:1 range using a single control voltage or resistance, and sine wave distortion can typically be as low as 0.5%. The chip incorporates special built-in modulation facilities that enable the generated waveforms to be subjected to AM or FM control, or to phase-shift or frequency-shift keying.

The XR2206 chip is housed in a standard 16-pin DIL package and can be powered from either single or split supplies in the range 10 to 26 V. The sine wave output of the device has maximum amplitude of about  $2V_{RMS}$  and output impedance of 600Ω. The frequency stability of the IC is excellent, being about 20 ppm/°C for thermal changes and .01%/V for supply voltage changes.

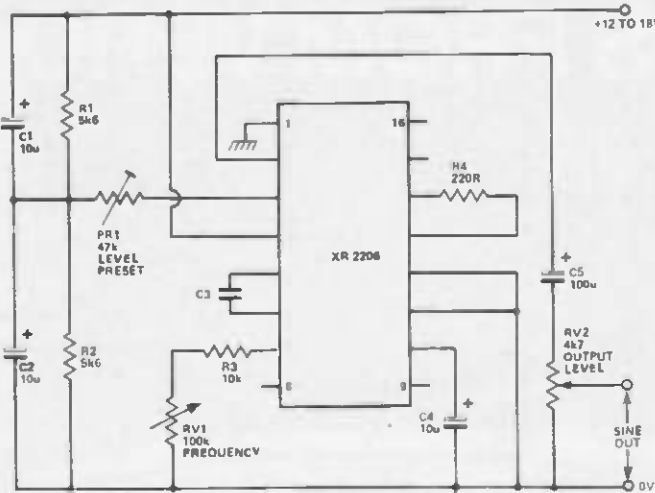


Fig. 2 Simple single-supply wide-range sine wave generator (10 Hz to 100 kHz). See Table 1 for values of C3.

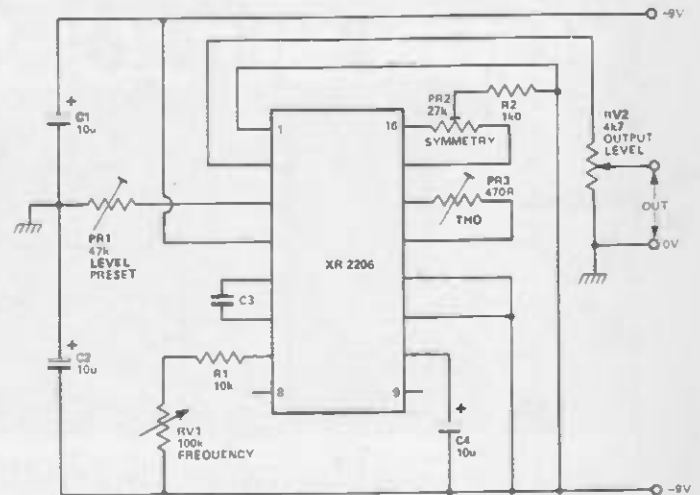


Fig. 3 High-performance split-supply sine wave generator. See Table 1 for values of C3.

C3	FREQUENCY RANGE
1µ0	10 Hz TO 100 Hz
100n	100 Hz TO 1 kHz
10n	1 kHz TO 10 kHz
1n0	10 kHz TO 100 kHz

Table 1. Values of C3 for different frequency ranges.

## Basic Waveform Generators

The XR2206 is a reasonably easy IC to use in basic waveform-generator applications. Figure 2 shows how to connect it for use as a simple wide-range sine wave generator that is powered from a single supply source in the range 12 to 18 V. The main timing resistance comprises R3-RV1; it is connected between pins 7 and 12 (ground) and is automatically selected by leaving pin 9 (FSK input) open circuit. The operating frequency can be varied over a decade range (using RV1) with any given

value of C3, as indicated in the diagram. The circuit generates a sine wave output at pin 2, since a 220R resistor is wired between pins 13 and 14 of the IC; typically, the sine wave distortion is less than 2.5% with this simple connection.

In Fig. 2, the voltage to pin 3 is biased at half-supply volts by decoupled divider R1-R2, so the pin 2 sine wave is also biased near half-supply volts. PR1 enables the pin 2 sine wave magnitude to be preset to a value at which distortion (due to clipping) is minimal. To set PR1, first disconnect R4 (so that a triangle output is obtained), then adjust PR1 so that no triangle clipping is visible. Now re-connect R4 and check that a decent sine wave is available. Sine wave distortion can be reduced below the typical 2.5% value, if desired, by replacing R4 with a 470R preset and adjusting it for minimum distortion. The final sine wave output of the Fig. 2 circuit can be fully varied by RV2.

The Fig. 2 sine wave generator can be modified for split-supply operation by replacing all ground connections with negative-rail ones and by taking level control PR1 to the common supply (ground) line as shown in Fig. 3. This circuit also shows how the total harmonic distortion (THD) of the sine wave can be reduced to a typical value of 0.5% with the use of presets PR2 and PR3; these controls must be adjusted alternately to give the best possible sine wave output, after first setting

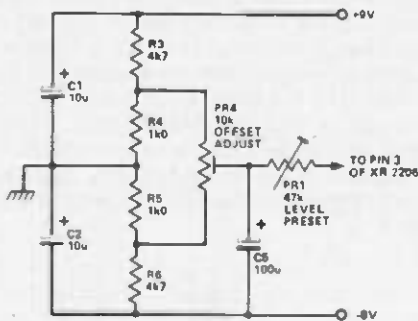


Fig. 4 Add-on modification for applying limited DC offset or nulling to the output of the Fig. 3 circuit.

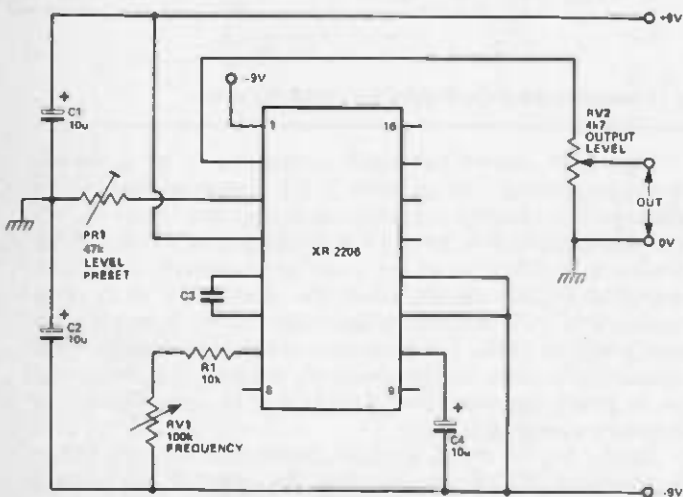


Fig. 5 Variable-frequency split-supply triangle wave generator. See Table 1 for values of C3.

PR1 to give a non-clipped triangle waveform as already described.

When using the low-distortion sine wave facility illustrated in Fig. 3, note that the signal appearing on pin 3 of the IC is similar to that of pin 2 but has lower distortion and higher output impedance; also, the pin 3 signal is closely centred on the common or ground line, but the pin 2 signal is offset by a few hundred millivolts. If desired, slight DC offset can be applied to pin 3, to bring output pin 2 to precisely zero offset value, by using the add-on modification shown in Fig. 4.

The XR2206 can be made to generate linear triangle waveforms by using the basic circuits of Figs. 2 and 3 without the sine-shaping resistors. Figure 5 shows the circuit of a variable-frequency split-supply triangle waveform generator. When used with a  $\pm 9$  V supply, the circuit can typically produce ramp signals with maximum peak-to-peak amplitudes of 12 V before clipping occurs.

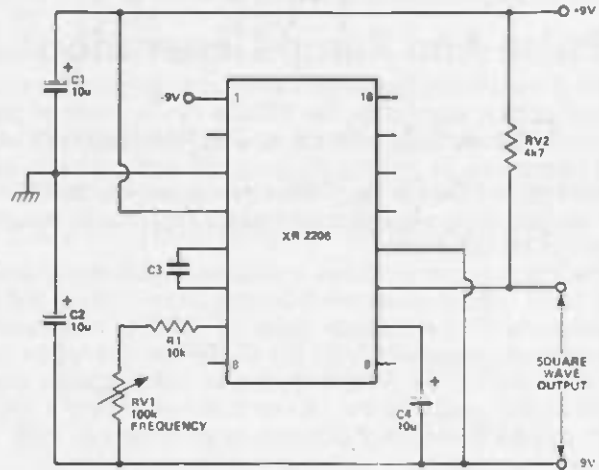


Fig. 6 Simple fixed-amplitude variable-frequency square wave generator. See Table 1 for values of C3.

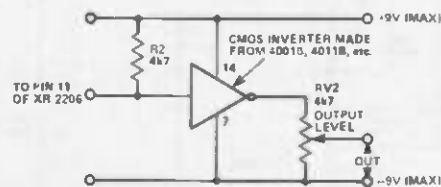


Fig. 7 Add-on variable-amplitude circuit for use with the square wave generator of Fig. 6.

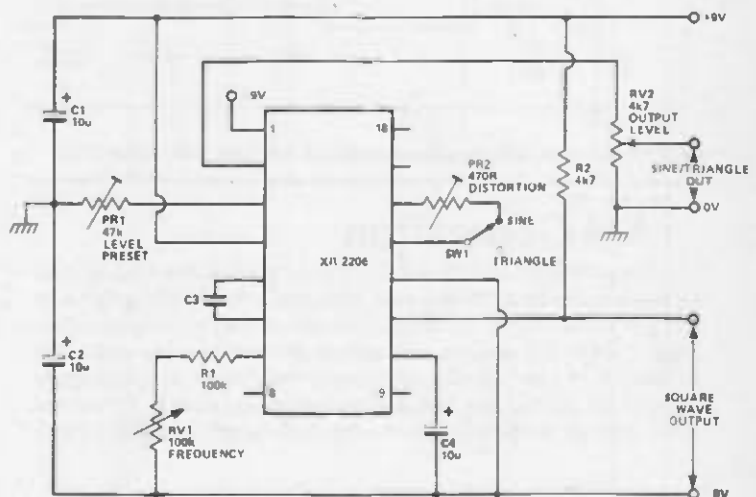


Fig. 8 Simple split-supply sine/triangle/square wave generator. See Table 1 for values of C3.

The XR2206 can be made to produce fixed-amplitude square wave signals at pin 11, either independently or simultaneously with sine or triangle waveforms, by wiring 4k7 load resistor between pins 11 and 4, as shown in the split-supply circuit of Fig. 6. The rise and fall times of the square wave output signals are typically 250 ns and 50 ns respectively when pin 11 is loaded by 10pF. Figure 7 shows how a simple CMOS inverter stage can be used as a buffer between pin 11 and the final square wave output, to give a variable amplitude with improved rise and fall times.

Naturally, the basic sine, triangle and square wave generator circuits of Figs. 2 to 6 can be combined in a variety of ways to make multi-function waveform generators. Figure 8 for example, shows how various circuits can be combined to make a simple split-supply sine/triangle/square generator. Here, the fixed-amplitude square wave is taken directly from pin 11 of the IC and is produced simultaneously with the variable-amplitude sine or triangle waveforms, which are selected by SW1.

## Pulse And Ramp Generation

All of the circuits that we've looked at so far produce symmetrical output waveforms. The XR2206 can be made to produce non-symmetrical waveforms, such as ramp, sawtooth and pulse waveforms, by shorting the pin 9 FSK terminal to the pin 11 terminal, as shown in Fig. 9. Thus the circuit uses R1-RV1 to time one half of the waveform, and R2-RV2 to time the remaining half of the waveform.

The Fig. 9 circuit produces a variable-amplitude variable-slope ramp output waveform from the slider of RV3, and a simultaneous fixed-amplitude pulse or variable mark/space ratio rectangle waveform from pin 11. The rise and fall (or on and off) periods of the waveforms can be independently controlled by RV1 and RV2 and can each be varied over a 100:1 range, giving a total mark/space ratio range of 100:1 to 1:100.

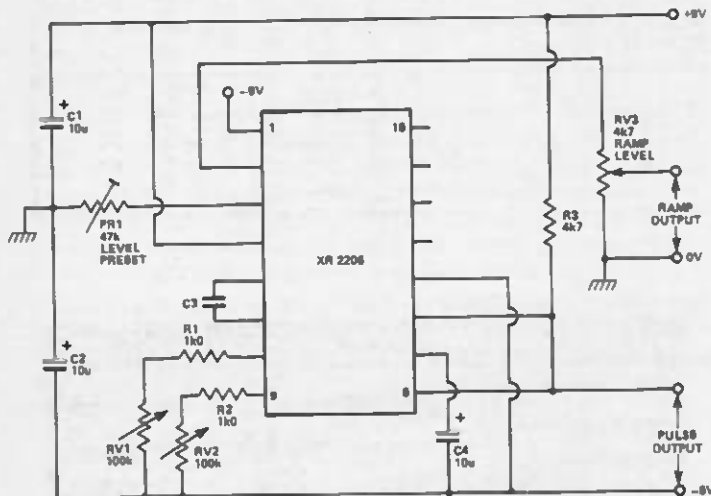


Fig. 9 Variable pulse and ramp generator circuit. See Table 1 for values of C3.

## AM Generation

The amplitude of the pin 2 output signal of the XR2206 can be modulated by applying a DC bias and a modulating signal to pin 1 as shown in Fig. 10. The amplitude of the pin 2 signal varies linearly with the applied voltage on pin 1 when this voltage is within 4 V of the half-supply value of the circuit; in split-supply circuits, of course, the half-supply value equals 0 V. When the pin 1 voltage is reduced below the half-supply value the pin 2

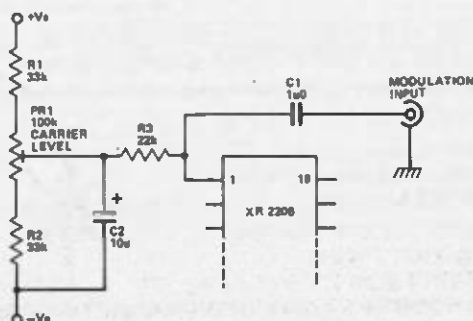


Fig. 10 Add-on AM facility for a split-supply circuit.

signal again rises in direct proportion, but the phase of the output signal is reversed. This last-mentioned phenomenon can be used for phase-shift keyed (PSK) and suppressed carrier AM generation.

The pin 1 terminal of the IC can also be used to facilitate gate-keying or pulsing of the pin 2 output signal. This can be achieved by biasing pin 1 to near half-supply volts to give zero output at pin 2, and then imposing the gate or pulse signal on pin 1 to raise the pin 2 signal to the desired turn-on amplitude. The total dynamic range of amplitude modulation is 55 dB.

## FM And Frequency-Sweeping

The frequency of oscillation of the XR2206 is proportional to the total timing current ( $I_T$ ) drawn from pin 7 or 8 and is given by

$$f = \frac{320 \times I_T}{C} \text{ Hz}$$

where  $I_T$  is in milliamps and C is in microfarads.

The timing terminals (pin 7 and 8) are low-impedance points and are internally biased at 3 V with respect to pin 12. The frequency varies linearly with  $I_T$  over the current range 1  $\mu$ A to 3 mA. Consequently, the frequency can be voltage-controlled by applying a voltage in the range 0 to +3 V between pin 12 and the timing terminal via a suitable resistor, so that the timing current is determined by the resistor value and the difference between the internal (+3 V) and external (0 to 3 V) voltages. This simple technique can be used to either frequency-sweep the generated signals using an externally applied sawtooth waveform, or to frequency-modulate the waveforms with an external signal.

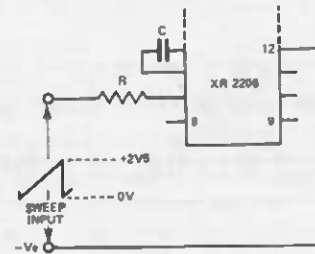


Fig. 11 Frequency-sweep circuit giving a 6:1 frequency range.

Figure 11 shows the basic connections of a simple frequency-sweep circuit with a 6:1 range of frequency coverage. The external sawtooth has a peak amplitude of 2V5: when the amplitude is zero, 3 V is developed across R and the frequency is  $1/RC$ , as in the case of a normal resistance-controlled XR2206 circuit. When the sawtooth is at its peak amplitude of 2V5, only 0V5 is developed across R and the frequency falls to  $1/6RC$ . The frequency is thus determined by the instantaneous value of the sawtooth voltage. The frequency can, in theory, be varied over 2000:1 range by using this simple frequency-sweep technique.

Finally, Fig. 12 shows the basic method of applying FM to the standard XR2206 circuit. Here, the external modulation signal is applied to the junction of R1-RV1 via blocking capacitor C1.

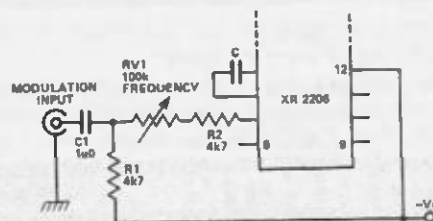



Fig. 12 Simple FM facility for the XR2206.





# A moving coil cartridge that breaks the price barrier!



## the new MC88E from CORAL

The new MC88E represents a breakthrough in high output moving coil cartridges. No step-up device or amp is required and it is available at a sensational price of only £39.95.

The high output voltage of 2.5mV does away with the need for a head amplifier or step-up transformer, which add to the expense of using most previous moving coil cartridges.

We can't emphasise enough, just how advanced the technology that has produced this breakthrough is — a miniaturised and specially shaped armature; unique coil winding technique; a magnet that is so compact,

yet generating high magnetic flux density; compliance of 17 cu's. The result is a cartridge with flat frequency response over the super wide range of 20Hz - 40KHz, removing the distortion caused by certain frequencies, which can be found in many conventional cartridges. Coral's considerable experience in moving coil cartridges has enabled them to offer the ultimate in quality and performance at this incredibly low price.

- We welcome callers to our South London Showroom for demonstrations.
- Enquiries and information phone: 01-690 8511, Ex. 32
- All products are only available direct or from selected authorised dealers throughout the U.K.

**VIDEOTONE** 98 CROFTON PARK ROAD LONDON SE4.

Send for our free brochure and details of outlets in the U.K.


Post to: Videotone, Crofton Park Road, London SE4. ET12

NAME \_\_\_\_\_

ADDRESS \_\_\_\_\_

## SAFGAN DT-400 Series BRITISH MAKE DUAL TRACE 'SCOPES

LOW COST  
DT-410 £169\*  
DT-415 £175\*  
DT-420 £188\*  
\*EX. VAT



RELIABLE  
WITH  
18  
MONTHS  
GUARANTEE

NEW  
20MHz

DT-410 10MHz DT-415 15MHz DT-420 20MHz

★CH1, CH2: 5mV/div-20V/div  
★Time Base: 1 sec/div-100ns/div  
★XY Facility: Matched XY inputs  
★Trigger: Level control,  $\pm$  slope selection  
★Auto. normal, TV triggering

★Z-Modulation  
★CAL output 1V 1KHz  
★Graticule blue ruled 8x10 div 14" CRT  
★Size: H215mm, W165mm, D280mm  
★Weight: 4 kgs.

PROBE (XI-REF-X10) £10.50

### SAFGAN ELECTRONICS LTD

24 GUILDFORD ROAD, WOKING, SURREY  
Tel: Woking (04862) 69560

Carriage: England & Wales £8.50 + VAT. Scotland £9.50 + VAT

London Stockist: Audio Electronics. Tel: 01-724 3564

North West Stockist: Darom Supplies, Warrington, Cheshire. Tel: Warr. 64764

Avon Stockist: L. F. Hanney, Bath. Tel: Bath 24811

Cardiff Stockist: Steve's Electronics Supply Co., Cardiff. Tel: 0222 41905

Chesterfield Stockist: Kays Electronics, Chesterfield. Tel: 0246 31696

Newcastle Stockist: Aitken Bros. & Co., Newcastle. Tel: 0632 26729

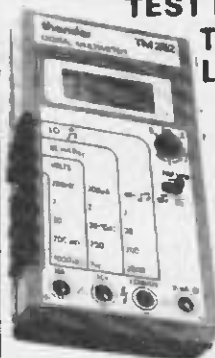
Birmingham Stockist: P.A.T.H. Electronic Services, Birmingham. Tel: 021-327-2339

Derby Stockist: RTS, Derby. Tel: 0332 412235

## B.K. ELECTRONICS A SOUND CHOICE

FACTORY FRESH THANDAR TEST EQUIPMENT BY SINCLAIR

The very latest TM352 HAND LCD DIGITAL MULTIMETER



- ★ 1/2" 3 1/2 digit display
  - ★ DC and AC volts.
  - ★ DC current
  - ★ Resistance and diode check
  - ★ Audible continuity check.
  - ★  $\mu$ F measurements.
  - ★ Latest push-button controls for ease of operation.
- DC voltage 200mV, 2V, 20V, 200V, 1000V.  
AC voltage 200V and 1000V  
DC current 200 $\mu$ A, 2mA, 20mA, 200mA, 10A  
Resistance, diode check and continuity test 2K $\Omega$ , 20K $\Omega$ , 200K $\Omega$ , 2000K $\Omega$   
 $\mu$ F measurement 0-1000  
Power requirement 9V (PP3) battery  
Price £49.95 (including test leads and battery).  
Carry case £3.45.

### SC110 FULLY PORTABLE OSCILLOSCOPE

The new Thandar SC110 represents a breakthrough in oscilloscope development. The Full-sized performance SC110 is less than 2" thick and weighs under 2lb, yet it retains the standard features of a bench oscilloscope.

- ★ 10MHz bandwidth
- ★ 10mV per div. sensitivity.
- ★ Full trigger facilities are provided, including brightline and auto., with TV line and frame filtering
- ★ Runs on ordinary HP11 (four) batteries

Basic price £139.00. Optional extras: AC adaptor £5.69, rechargeable batteries £8.63, X1 probe £9.78, X10 probe £11.50, carrying case £8.86.



★ All genuine Thandar accessories.

All prices include V.A.T. Official orders welcome. Mail order only, or callers by prior appointment. Barclaycard/Access welcome. Cash/cheque, etc., with order. Large s.a.s. for complete Thandar list. Government and Educational Establishments official orders welcome.

### B.K. ELECTRONICS


37 Whitehouse Meadows, Eastwood, Leigh-on-Sea, Essex, S59 5TY  
Tel: Southend 627572

**E&M SECURIGARD**

**£59.95**



CONTROL UNIT FEATURED IN OCT. 1981  
'ELECTRONICS & MUSIC MAKER' MAGAZINE



**HOME SECURITY**

**KITS**



**LEMID MICROWAVE**

**£44.95**



HOME OFFICE  
APPROVED

MICROWAVE INTRUDER DETECTOR KIT  
BASED ON LATEST 'MULLARD' DESIGN

**0283-761877**

**4 Helston Close, Linton, Burton-on-Trent, Staffs. DE12 6PN**

# THE PE RANGER

## 27FM CB PORTABLE

CB  
27/81

BRITISH MADE  
FOR U.K. MARKET  
(Project described in  
Practical Electronics, Sept  
issue onwards)

THE RANGER CB rig has been designed to fit the new legal Home Office specification, and starts off as a hand held unit complete with aerial, mic., and rechargeable batteries.

The unit plugs into the mains, 12V car outlet, or runs on built-in rechargeable batteries (built-in charger). Up to 5 miles range in town to keep in touch with family and friends.

★ LEGALISATION ★  
**SPECIAL OFFER**

**(KIT) £49.95**  
(INC. VAT + £2.95 P.P.)

**£97/matched pair**  
(INC. VAT + £5.90 P.P.)

This offer price includes rechargeable batteries, mic., aerial, mains lead and 2 channels.

Extra channels £2.25 each + 50p P.P. + VAT

Extra aerials £3.95 each + 80p P.P. + VAT

(Postage free with kit)

Tunable Whip aerial magnetic or permanent car amount (state which)

Permanent £13.95 - P.P. £1.00

Magnetic £15.95 - P.P. £2.00

SPEC.


R.F. Power Output ½-1 Watt  
AF (internal speaker) ½ Watt  
Modulation: FM; freq. 27.6MHz-28MHz  
(CB Band) (excellent speech quality)  
No. of channels (max): 6  
Fully protected against bad aerial connection.

**Coming soon...**

**Base/Mobile Add-On  
Unit to give 4 Watts  
and 40 Channels**

**(SAE FOR FURTHER DETAILS)**

PHONE YOUR ACCESS/BARCLAYCARD ORDER FOR FAST SERVICE





# MUSICAL MICRO 24 TUNE DOOR BELL

## BUILD THE WORLD FAMOUS CHROMA-CHIME

Give your friends a warm welcome. Yes, think how delighted and amazed they will be to hear the musical Chroma-Chime play when they press your button!

The Chroma-Chime uses a microcomputer to play 24 well-known tunes. The kit is simplicity itself for ease of construction. Absolutely everything needed is supplied, including:

- ★ Resistors, Capacitors, Diodes, Transistors, I.C. Socket and all hardware
- ★ Texas Instruments TMS 1000 microcomputer
- ★ Comprehensive kit manual with full circuit details

Ready built version also available. Special offer price **£15.95 incl. p&p.**

Plays 24 well-known tunes including:

Star Spangled Banner, William Tell Overture, Greensleeves, Rule Britannia, Colonel Bogey, Oh come all ye faithful, plus many other popular tunes.

- ★ No previous microcomputer experience necessary
- ★ All programming retained is on chip ROM
- ★ Fully guaranteed
- ★ Ideal present any time

### TMS 1000N

- MP0027A Micro-computer chip available separately if required. Full 24 tune spec device fully guaranteed.

This unique chip can be used not only for electronic door chimes but for other projects requiring musical output.

Car Horns Musical Boxes Alarms

Amusement Machines Public Address etc

Price of £4.95 incl. p&p



**£4.95**

or 3 for **£12.50** incl. p&p.

ALL CHROMATRONICS PRODUCTS SUPPLIED WITH MONEY BACK GUARANTEE PLEASE ALLOW 7-21 DAYS FOR DELIVERY

ETI.12.81

Please send me:

TO: CHROMATRONICS, RIVER WAY, HARLOW, ESSEX.

NAME \_\_\_\_\_

ADDRESS \_\_\_\_\_


I enclose cheque/PO value £ \_\_\_\_\_

or debit my ACCESS/BARCLAYCARD account no. \_\_\_\_\_

Signature \_\_\_\_\_

# CHROMATRONICS

# Has seven years of success gone to our heads?



NEW IMPROVED

## MINIMAX 2

With the Minimax II, Videotone revolutionised the market by establishing an opening for small, high quality speakers. Natural evolution has brought about the new Minimax 2, retaining all the qualities of clarity and sensitivity. This ideal combination of size and performance is a proven success, acclaimed by the press and public for seven years.

### POPULAR HI-FI

"Switching to the Minimax' from any of the others produced an open and natural sound as though something had been taken away. It had, the colouration had gone." Comparative test OCTOBER 1975.

### HI-FI ANSWERS

Their modest appearance and price disguise their startling abilities. Never have we heard such a small speaker sound so big!" JANUARY 1975.

### PRACTICAL HI-FI & Audio

"The depth, clarity and openness of sound produced is quite astonishing". JUNE '75

### WHAT HI-FI

"... the ability of the Mini-

max to take a lot of power and still sound good could be decisive" - Comparative test, APRIL 1977.

### PRACTICAL HI-FI

The little Videotone scored highly for such a small inexpensive loudspeaker". JANUARY 1981.

### Specification:

Recommended amplifier power: 10 to 40 watts rms into 8 ohms.

Frequency Response: 80Hz - 20KHz ±5dB.

Finish: natural teak, veneer with black frets.

Size: 10 7/8" high, 6 3/4" wide, 7 1/2" deep.

Weight: 4.1 Kgs (9 lbs) each.

ONLY £69.95 A PAIR

• We welcome callers to our South London Showroom for demonstrations.

• Enquiries and information phone: 01-690 8511, Ex. 32.

• All products are only available direct or from selected authorised dealers throughout the U.K.

**VIDEOTONE**

98 CROFTON PARK ROAD LONDON SE4.

Send for our free brochure and details of outlets in the U.K.

Post to: Videotone, Crofton Park Road, London SE4.

ETI2

NAME \_\_\_\_\_


ADDRESS \_\_\_\_\_



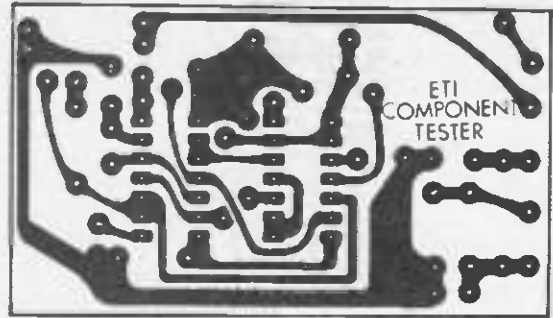


# PCB FOIL PATTERNS

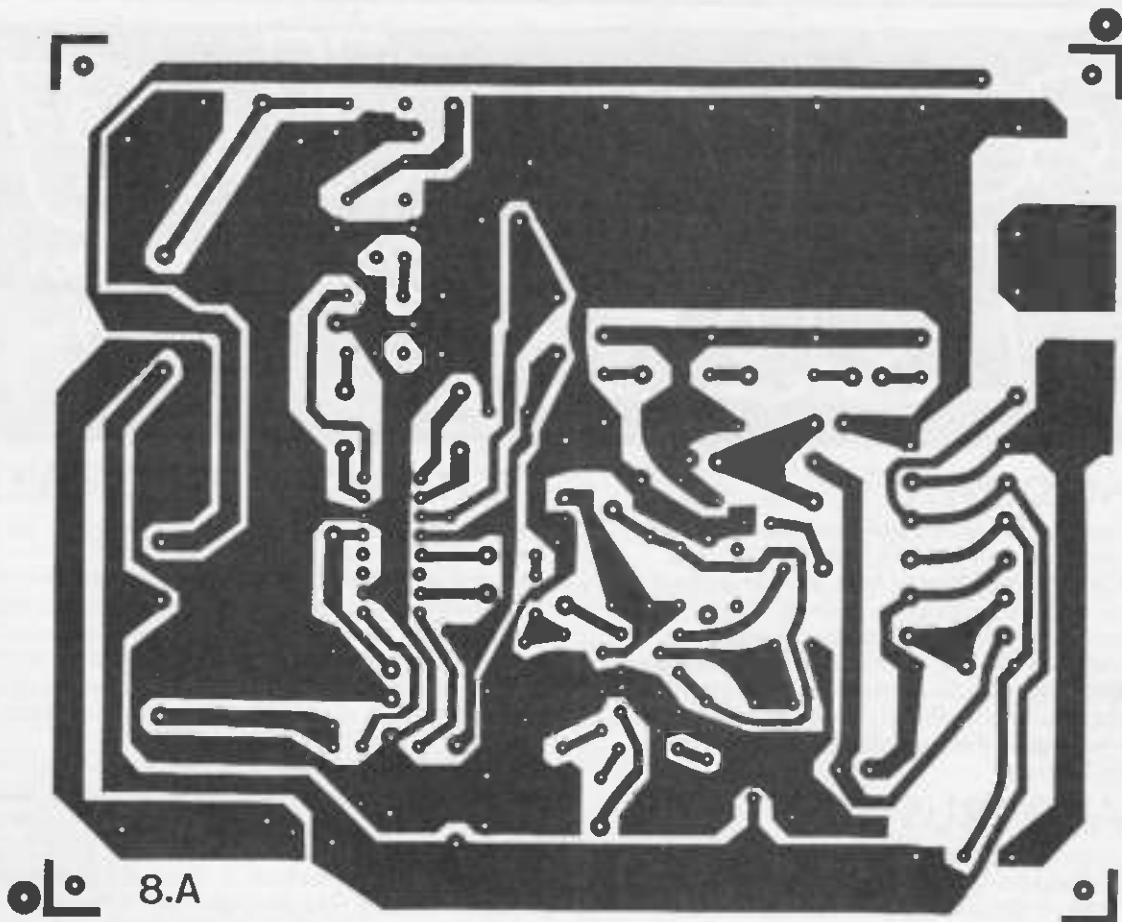
The foil patterns for the two computer expansion boards are not included because they're too big, copyright, and not many of our readers can make plated through holes! The PCBs are available from Watford Electronics.





Above: Foil pattern for the Bodywork Checker.  
Below: The board for the TV Sound Tuner.



Above: Component Tester PCB.



The two foil patterns for the Alcohometer.



# computing today

DECEMBER 1981

ISSN 0142-7210

70p

## DOSSING DOWN?

This feature could be better described as 'one man's fight against the system', or even, 'how not to knuckle under when your DOS dies!' As you may have already guessed this is the story, with the software to prove it, of one individual's desperate fight to replace his old and dying DOS. The system is NASCOM, the routines are universal — you can re-write them into whatever machine code you wish — and the result is superb. So, if your discs are down in the mouth as a result of an unusable DOS, cheer them up with our next issue.

## TRIED AND TRUSTED

Many of the original breed of personal computers have been slowly upgraded or replaced over the years. Not so the Exidy Sorcerer — despite a rather bleak period it's still with us. Continuing our series of re-reviews of popular machines we take a long look at this grand old system through the eyes of a family of dedicated users.

## TECHNOLOGY TAKES OVER

Over the next 12 months you are going to hear an awful lot about Information Technology, what IT is, what IT does and how IT is going to affect your lives. Information Technology is already here and working. In this issue we've spoken about the Teletext system, and next month we'll be going over the inner workings of the Prestel system, Britain's leading example of IT. Prepare yourself for the next year — order next month's issue today.

## AND THE REST

As if the above were not enough to tempt you, the next issue will also contain a full digital storage 'scope simulator for the classroom, routines to explain how computers crunch numbers, a simple statistics calculator, programs to pack your data tapes more thoroughly and all the usual features that you expect to see each month. A bumper bundle and all for less than the cost of a couple of pints!



# INTRUDER ALARMS

**BRANDED INTRUDER ALARMS AT DISCOUNT PRICES FOR LIMITED PERIOD ONLY**

Alarm with self-contained siren. Keyed and timed entry, using minimal power consumption on stand-by. With circuit fault indicator, 3 reed switches, 1 pressure mat, wire and full installation instructions. **£36.80**

Siren extension unit to increase range **£11.75**

Self-powered siren (sounds if separately attacked) **£25.00**

Self powered bell (sounds if separately attacked) **£29.00**

Reed switches (surface) **£1.00**

Reed switches (flush) **£0.90**

Pressure Pad — 27" x 15" **£2.20**

Pressure Pad — 22" x 6" **£1.60**

All above prices inclusive of V.A.T. and postage. Terms: Cash with order. Write to Yale Security Products, Wood Street, Willenhall, West Midlands WV13 1LA. Telephone: 0902 66911, Telex: 338251.

## MEMOTECH

### 48K MEMORY EXTENSION FOR THE ZX81



The MEMOTECH memory extension board will allow the ZX81 to run 48K Basic programs which may include up to 16K of assembly code.

The ZX81 sits on a custom built case which contains the MEMOTECH memory and a power supply which not only supplies power to the MEMOTECH memory, but also to the ZX81.

The MEMOTECH memory board has a fully buffered control-data-address bus with PCB 40 way header plug. All leads are provided.

The MEMOTECH memory costs: £109.00 + 15% VAT in kit form. £129.00 + 15% VAT ready assembled. Please make cheques payable to MEMOTECH. Delivery in two weeks from receipt of order.

**MEMOTECH, 103 Walton Street, Oxford.**

## Kit yourself out with our new catalogue.



It's full of all sorts of exciting possibilities, including a digital barometer. So, if you don't trust the weather forecast, make your own. And get it right.

Like all Heathkits, it contains everything you need, right down to the right kind of solder. Unbeatable comprehensive assembly manual. Diagrams. Highest quality parts. Everything to make a first class professional job. One you'll be proud of. One that will give you far more satisfaction than a ready-made mass-produced shop-bought product can possibly offer.

Because you made it yourself.



To: Heath Electronics (UK) Limited, Dept (ET12), Bristol Road, Gloucester G1 2EE. Please send me a copy of your new catalogue. I enclose 28p in stamps.

Name \_\_\_\_\_  
Address \_\_\_\_\_

NB: If you are already on the Heathkit mailing list you will automatically receive a copy of the latest Heathkit catalogue without having to use this coupon.

You build on our experience

# HEATHKIT

# Road Runner<sup>®</sup>

WIRING SYSTEM

SPECIAL OFFERS TO E.T.I. READERS



**EURO INTROKIT** SPECIAL PRICE  
MORE THAN 25% OFF  
NORMAL PRICE £18.39  
(Including P&P and VAT) **ONLY £13.75**

**ROAD RUNNER IRON** SPECIAL PRICE  
MORE THAN 15% OFF  
NORMAL PRICE £6.58  
(Including P&P and VAT) **ONLY £5.55**

## IDEAL FOR

- WIRING SIMPLE LOGIC CIRCUITS
- WIRING MICROS & MEMORIES
- WIRING DISCRETE CIRCUITS
- REPAIRING & MODIFYING PCB'S
- USE AS A TRAINING AID

SPEED UP YOUR WIRING TECHNIQUE AND OBTAIN A PROFESSIONAL RESULT USING PROBABLY THE MOST VERSATILE SYSTEM AVAILABLE.

**TAKE ADVANTAGE OF THESE EXCLUSIVE OFFERS AND ORDER NOW!**

Kit consists: Single Eurocard, wiring pencil, \*4 diff coloured enamelled wire bobbins, 1 tinned copper-wire bobbin, 10 x 6" glue strips, 30 x 2" press strips, 100 solder pins. \*(400 °C to melt insulation). Iron: 17W 240V High Temperature iron suitable for soldering enamelled wire.


**VISIT THE ROADRUNNER STAND 38 AT BREADBOARD '81**

Please send me ..... Kit(s) and/or ..... Iron(s)  
I enclose cheque/P.O. for £ .....  
or debit my Barclay Card/Access No.

--	--	--	--

Signature .....  
Name (Please print) .....  
Address .....

Orders to:  
**T.J. BRINE ASSOC., FREEPOST (NO STAMPS)  
HASLEMERE SURREY. GU27 3BL.**



**Now is the time to buy me — I'm the ideal Christmas gift and I'm only £24.50!**

It's true! As a special Christmas offer we've actually cut nearly £5.00 off the price of 'Speechtime' — the first ever easy-to-build speaking clock kit. 'Speechtime's' combination of electronics and quartz technology plus clear instruction manual make it fun to build and fun to own — equally suitable for beginner or expert. Speechtime also makes a great gift to build for someone else. Look at these 'plus' features:

- Accurate to a minute a year
- Adjustable voice pitch
- Pocket size — approx. 5in. x 2½in. x 1in.
- Grained stainless-steel case
- Useful in the home or office



## Silicon Speech Systems

(A Powertran Subsidiary)

PORTWAY INDUSTRIAL ESTATE, ANDOVER, HANTS., SP10 3NM

EASY ORDERING BY TELEPHONE  
— RING ANDOVER (0264) 64455  
AND GIVE YOUR ACCESS OR  
BARCLAYCARD NUMBER



## BARGAINS



L.D.R. SIMILAR TO ORP 61: IN SHIELD WITH LEAD. ONLY 30p OR £2.35 FOR 10



### RELAYS BY KEYSWITCH

10A 2-Pole C/O 240V Coil.  
ONLY 80p  
2 for £1.80  
5 for £3.50

RUBBER GROMMETS ¼" 10 for 20p  
STRAIN RELIEF SLEEVE 10 for 30p

TOGGLES, OPOT CENTRE OFF 10A 240V 80p 5 for £3.50  
BIASSED 30p 4 FOR £1  
FEMALE ¼" SPAOE 10/20p  
GAS SOLENOID VALVE £2  
1/8" Pop Rivets 50/50p

GLASS FUSES  
20mm QUICK BLOW 1A 1" (FITS 1¼" CHASSIS MOUNT HOLDER) 3A, 10A QUICK BLOW, 6A ANTI SURGE 10/40p 100/£3.00

ROLLER ARM MICRO SWITCH SPST 15p  
10mm GLASS SLEEVE 30p/m  
BULGIN 3A 3 PIN PLUG AND SOCKET 50p  
USEFUL HARDWARE £1

## FOR THE ELECTRONICS MAN WITH NEARLY EVERYTHING!

AN IMMORTALIZED THERMONIC VALVE IN A TRANSPARENT PAPERWEIGHT. IDEAL PRESENT

**ONLY £2.10**

## LATCHING RELAY WITH MANUAL RESET



2 POLE C/O AND SINGLE POLE MAKE PANEL MOUNTING 240V COIL

**ONLY £1.00**

## LOW-COST, RUGGED TEMPERATURE CONTROL

HIGH QUALITY



TEMP. GAUGE °F — 125°C  
Remote sensor on 36" capillary, panel mounting dial 58mm. dia.

**ONLY £1.85**

16A 240V RANCO THERMOSTAT  
Wide control range flow room temp. to over boiling point Sensor on 22" capillary. £2.30, including control knob

RANCO THERMAL CUT-OUT 100°C  
18A 240V. Sensing coil on 41in. capillary panel mounting with reset button £1.20

**BUY ONE EACH OF ABOVE FOR £4.85**



**L.E.M. SERVICES**  
230 RUGBY ROAD  
LEAMINGTON SPA CV32 9DY  
WARWICKSHIRE

ADD 50p P&P  
ORDERS OVER  
£5 post free

# Hobby Electronics

Don't miss the December issue — out November 13th

We've got lots of projects to interest musicians next month:

## Drum Synthesiser

Yes, you know the noise — a sort of cross between a bomb hurtling down, and a seagull. Well, this machine can make these *and* many more sounds to help you keep your rhythm. This one's a super project; easy-to-build, easier to use and what's more, we reckon it won't cost you any more than about £30 - that's about a fifth the price of commercial counterparts.



## Organ Pedalboard

This project was designed to match the HE Electronic Organ (see HE May to August 1981). It's a 13-note, free-standing, foot-operated pedalboard (pew — what a mouthful), which can be plugged into the same amplifier as your organ, or it can be used with its own internal amplifier.

Now, although it's primarily intended to complement our organ, you can, of course, use it to accompany yourself while you play any other instrument. Thus you can have bass accompaniment to say, a guitar, flute, piano, or even the HE Drum Synthesiser.

## Car Electronics

There's no doubt that, although car manufacturers, overall, tend to be slow to change their ideas about the equipment that goes into their cars, they are at last waking up to the fact that electronics has a large part to play.

Guest writer Bill Mitchell tells you about the possibilities and probabilities of in-car electronics.


## Guitar Graphic Equaliser

For those electric guitarists who enjoy building their own effects boxes, this project's a must! How do you fancy a 6-channel graphic equaliser to control the tone of your electric guitar? All in a small foot pedal!

It's battery operated, easy-to-build and sounds great.

## Plus

News and information, circuits, regular features, your own views — all about the electronics world.



**From the people who invented  
the integrated circuit...**

# The TI Technical Library

Texas Instruments invented the integrated circuit, the microprocessor and the microcomputer. Today, TI is the world's largest manufacturer of semiconductor devices offering the broadest range of products from a single source. This capability is reflected in the

comprehensive list of high-quality technical data books available to our customers. Each one is an easy-to-use complete reference.

1. MOS Memory 1980 edition £3.95.
2. Bipolar Memories 1981 edition £1.00.
3. Optoelectronics 1979 European edition £4.00.
4. Optoelectronics Theory and Practice 1st edition 1976 £6.00.
5. Linear Control Circuits 1980 edition £4.00.
6. Voltage Regulators 1977 edition £4.50.
7. Bipolar Microcomputer Components 1979 edition £4.50.
8. Interface Circuits 1st edition £5.00.
9. TTL 4th European edition 1980 £6.80.
10. TTL Supplement to 4th European edition 1981 £3.95.
11. Understanding Solid-State Electronics 3rd edition £3.95.
12. Understanding Digital Electronics 1st edition £3.95.
13. Understanding Microprocessors 1st edition £3.95.
14. Understanding Communications Systems 1st edition £3.95.
15. Understanding Calculator Math 1st edition £3.95.

## How to order

Simply use the coupon as follows:

1. Select titles and quantities required.
2. Calculate total order value. Add £1.50 for post and packing.
3. Send the coupon plus your cheque payable to Texas Instruments Limited, PO Box 50, Market Harborough, Leicestershire.

If the coupon has been used by someone else, simply use a piece of paper. Please allow 30 days for delivery.



**TEXAS INSTRUMENTS  
LIMITED**

To: Texas Instruments Limited, PO Box 50,  
Market Harborough, Leicestershire.

Please send me the following publications:

Reference No.	Quantity	Reference No.	Quantity
1	_____	9	_____
2	_____	10	_____
3	_____	11	_____
4	_____	12	_____
5	_____	13	_____
6	_____	14	_____
7	_____	15	_____
8	_____		

I enclose a cheque for £ \_\_\_\_\_

Name \_\_\_\_\_

Company (if any) \_\_\_\_\_

Address \_\_\_\_\_

Registered office: Texas Instruments Ltd., Manton Lane, Bedford MK41 7PA  
Registered number: 574102 England.

E.To. 1