

# Amateur RADIO

For all two-way radio enthusiasts

## A User Review: Samson's ETM-1C and ETM-5C Electronic Keyers



**Working Long-Distance:  
Medium Wave DXing**

**Construction:  
The DTR3 QRP 80m Transceiver Kit**

**FOR THE BEST IN AMATEUR RADIO - SAVE MONEY AND CALL US NOW FOR OUR UNBEATABLE EXCLUSIVE PACKAGE DEALS**

**ICOM IC-761**



100W, 1.8-30MHz Ham band TX, GCRX, 32 mems, Internal ATU & PSU, DFM mixer, 105db dynamic range  
IC-761 ..... £2450.00

**ICOM IC-751A**



100W, 1.8-30MHz Ham band TX, GCRX, 32 mems, SSB/CW/AM/FM/RTTY, 12v operation, 40 wpm OSK keyer  
IC-751A ..... £1500.00

**ICOM IC-735**



100W, 1.8-30MHz Ham band TX, GCRX, an ideal contest or mobile rig, 12v operation, 12 mems, AM/SSB/CW/FM  
IC-735 ..... £970.00

**ICOM IC-725**



**RIG OF THE MONTH!** 100W, 1.8-30MHz Ham band TX, GCRX, SSB/CW, AM/FM option, DDS system - package deal available!  
IC-725 ..... £750.00

**ICOM R7000**



25-1000MHz + 1.025-2GHz, keypad entry, 99 mems, AM/FM/SSB, comprehensive scanning system - package deal available!  
IC-R7000 ..... £900.00

**ICOM IC-R71E**



0.1-30MHz RX, 32 mems, keypad entry, SSB/AM/RTTY/CW (FM option), DFM system, a classic receiver  
IC-R71E ..... £950.00

**ICOM IC-3210E**



Dual band mobile, 144-146MHz and 430-440MHz, 20 double memories, 25SW on both bands, duplexer capability  
IC-3210E ..... £490.00

**ICOM IC-32E**



Dual band HT, 144-146MHz and 430-440MHz, 20 mems, 5W on 2 and 70, duplex capacity, keypad entry  
IC-32E ..... £390.00

**YAESU FT-23R/FT-73R**



Yaesu's classic compact HT's, 144-146MHz or 430-440MHz, 10 mems, 5W on 2/70, 0.25UV for 12db SINAD, many options  
FT-23R/FT-73R from ..... £200.00

**YAESU FT-727R**



Dual band HT, 144-146MHz and 430-440MHz, 10 mems, 5W on 2/70, cross band capability, CAT V F, PSS power system  
FT-727 ..... £540.00

**FRG-8800**



General coverage receiver, 0.15-30MHz all mode, 118-174MHz option, 12 mems, CAT system, keypad entry, 0.4uV sensitivity  
FRG-8800 ..... £540.00

**FT-767GX**



HF/VHF/UHF all mode 100W transceiver, 0.1-30MHz ham band TX, GCRX, 50/144/432 MHz option, built in ATU, digital SWR & power meter  
FT-767GX ..... £1500.00

**FT-736R**



VHF/UHF all-mode transceiver, 144-146MHz and 430-440MHz (50MHz and 1.2GHz options), 115 mems, 60 watts, TV option  
FT-736R ..... £1350.00

**FT-747GX**



HF all mode 100W transceiver, 0.1-30MHz, RAYCOM starter pack with our MKII RX improvement mod, free 20A PSU. **UNBEATABLE!**  
FT-747GX from ..... £790.00

**FRG-9600**



VHF/UHF all mode RX, call for info on our exclusive mods, MK2 60-950MHz, MKS 100KHz-950MHz inc. free ROYAL discone and PSU  
FRG-9600 from ..... £490.00

**TEN-TEC PARAGON**



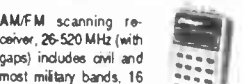
All mode 100W ham band TX, GCRX, dual VFO, RIT/XIT, 62 mems, alpha display, OSK, five IF filters, PBT, speech proc, RF control  
TEN-TEC PARAGON ..... £1830.00

**NAVICO AMR1000/S**



VHF 25W mobile, 144-146 MHz, 12.5/25 KHz steps, IARU channels, R0-R7, S8-S23, auto repeater shift/tone burst, digital S-meter  
NAVICO AMR1000/S ..... £247.25

**CHALLENGER BJ200**



AM/FM scanning receiver, 26-520 MHz (with gaps) includes civil and most military bands, 16 mems, with free RAYCOM air band antenna  
CHALLENGER BJ200 ..... £220.00

**CTE 1600**



VHF HT, (same as IC-2E), 144-148 MHz, 2.5W RF, nicad charger, complete with free 2m mag-mount antenna, while stocks last  
CTE 1600 ..... £180.00

**AEA PK-232**



Multi-mode HF/VHF TNC, CW, RTTY, ASCII, AMTOR, Packet, FAX, Navtex, great software for PC/CBM/BBC, come and try it now  
PK-232 ..... £270.95

**ANTENNA FARM**

- CUSHCRAFT**  
A3 3 ele. beam, 10/15/20, 8dB ..... £262.99  
10-3CD 3 ele. beam, 10 m ..... £115.04  
R4 vertical, 10/15/20, 3dB ..... £219.00  
AV3 vertical 10/15/20 ..... £56.02  
Ranger ARX-2B, 2m, 5.5 dBd ..... £42.95  
Ranger ARX-450B, 70cm, 5.5dBd ..... £42.73  
215WB 144MHz beam, 15db ..... £85.26

- BUTTERNUT**  
HF6V THE 5-band HF vertical ..... £159.00  
TBR-160 160m adapter for HF6V ..... £53.99  
STR-II radial kit for HF-6V ..... £33.49  
SC-3000 scanner 30-512 MHz ..... £63.99  
HF2V vertical 40/80 ..... £142.00

- RAYCOM**  
BB145S broadband magmount ..... £14.95  
RCHL21J 2/70 boot mount, 2.5dB ..... £19.95  
ROYAL 1300 /AH7000 discone ..... £59.50  
GSRV full size HF dipole ..... £16.95  
GSRV half size HF dipole ..... £14.95  
G8KW dipole ..... £24.50  
TCLDSB dipole, HF with guys, etc ..... £69.95  
TCLDDB dipole, HF with guys, etc ..... £99.95  
R30LW 30m long wire ..... £9.95  
BTDK trap dipole kit ..... £19.95

- OSCAR**  
70N2DX colinear, dual band ..... £37.75  
70N2M dual band colinear ..... £24.95  
WX1 base colinear ..... £49.95  
2NE fold over 5/8 ..... £13.25

- SUNDRIES**  
Yaesu G400RC rotator ..... £199.95  
2-way ant. switch 0-500MHz 'N' ..... £26.99  
2-way ant. switch 0-500MHz 'Z39' ..... £19.49

Wide range of MFJ, Sandpiper, MET, Tonna and accessories in stock. Call for details now!

**MOBILES**

- YAESU**  
FT-211RH 2m/45W ..... £308.00  
FT-212RH 2m/45W ..... £349.00  
FT-711RH 70cm/35W ..... £248.00  
FT-712RH 70cm/35W ..... £278.00  
FT-2311R23cm/10W ..... £475.00  
FT-4700RH dual band 50/40W ..... £575.00

- ICOM**  
IC-28E 2m/25W ..... £365.00  
IC-228E 2m/25W ..... £365.00  
IC-228H 2m/45W ..... £385.00  
IC-48E 70cm/25W ..... £328.00  
IC-448E 70cm/25W ..... £328.00  
IC-1200C 23cm/10W ..... £485.00  
IC-900 multi band bvr ..... £485.00  
IC-UX19 10m band unit/10W ..... £245.00  
IC-UX59 6m band unit/10W ..... £245.00  
IC-UX29 2m band unit/25W ..... £229.00  
IC-UX29H 2m band unit/45W ..... £259.00  
IC-UX49 70cm band unit/25W ..... £269.00  
IC-UX129 23cm band unit/10W ..... £309.00  
IC-3210E 2m/70cm/25W ..... £409.00  
IC-3200E 2m/70cm/25W SPECIAL ..... £399.00

- NAVICO**  
AMR1000 2m/25W ..... £247.25  
AMR1000 S 2m/25W ..... £299.00

**ANTENNA ACCESSORIES**

- CAPCO SPC-3000 ..... £225.00  
MFJ 962B 1.5Kw cross needle ..... £241.95  
MFJ 949C 300W cross needle ..... £157.75  
MFJ 941D 300W ..... £105.13  
MFJ 901B 200W ..... £53.07  
MFJ 16010 random wire tuner ..... £42.02  
MFJ 931 artificial ground ..... £79.53  
FRT 7700 Yaesu tuner ..... £69.96  
CC701 TNC RFI filter 3-pack ..... £4.50  
R300XL rotator ..... £39.95

**HANDHELDS**

- ICOM**  
IC-MICRO 2.2m/1W ..... £249.00  
IC-02E 2m/2.5W ..... £279.00  
IC-20E 2m/7W ..... £265.00  
IC-A20 airband bvr/beacon ..... £485.00  
IC-A2 airband bvr ..... £425.00  
IC-04E 70cm/2.5W ..... £348.00  
IC-4GE 70cm/6W ..... £298.00  
IC-32E 70cm/2m ..... £309.00

- YAESU**  
FT-23R 2m/W ..... £209.00  
FT-73R 70cm/5W ..... £229.00  
FT-727 2m/70cm/5W ..... £428.00  
FT-411 2m 5W/keypad ..... £268.00  
FT-811 70cm 5W/keypad ..... £298.00  
FT-470 70cm/2m 5W/keypad ..... £479.00

- CTE**  
CTE-1600 2m/2.5w plus free mag ..... £180.00

**STANDARD**

- C500E 2m/70cm ..... £408.00  
AX700R with PAN display ..... £548.00  
We always have a good selection of used handhelds and mobiles in stock. Call now for latest list of secondhand rigs and pick up a bargain.

**PACKETEERS CORNER**

- AEA PK-88 TNC ..... £109.95  
AEA PK-232 7-mode TNC ..... £279.95  
MFJ-1278 7-mode TNC ..... £218.84  
PC-PAKRATT for PC/PK-232 ..... £19.95  
PK-FAX for PC/PK-232 ..... £19.95  
PK-232/BBC ..... £26.95  
COMM-PAKRATT for CBM64 ..... £59.95  
COMM-FAX for CBM64 ..... £59.95  
MFJ1284 for PC ..... £22.95  
MFJ1282 for CBM64 ..... £22.95

**SCANNER SELECTION**

At RAYCOM we are particularly proud of our scanner expertise and this has resulted in being able to offer a fine selection of scanners, some exclusive to RAYCOM. Don't take our word for it, come on in and see for yourself. We stock handhelds, base scanners and extended coverage mobiles including the unique RZ-1 mobile scanner. Check out our stocks of Bearcat 200XLT's, you might be in luck and get one at the best price around, only £229.99 complete with nicad and charger. Don't delay, we can't hold this price! **STOP PRESS!** Spare nicad batteries now available for the 200XLT at £34.95 + £1.00 post & packing. 73!

- Bearcat 200XLT ..... £259.99  
Bearcat 100XLT ..... £189.99  
Bearcat 100XL ..... £189.99  
Bearcat 70XLT ..... £149.99  
Bearcat 55XLT ..... £99.95  
Challenger BJ-200 ..... £229.95  
Sony AIR-7 ..... £229.95  
Sony PRO-80 ..... £239.95  
Sony SW1S short wave lut ..... £248.95  
Sony 2001D HF/Air Band ..... £299.95  
Sony ICF-7600DS ..... £159.95  
MARCI 0.15-950MHz ..... £395.00  
AOR AR2002 ..... £490.00

- YAESU**  
FRG9600 Standard Pack ..... £490.00  
FRG9600 Mk2 60-950MHz ..... £560.00  
FRG9600 MkS 0.1-950MHz ..... £720.00  
\* all the FRG9600 packs include a free ROYAL 1300 discone worth £59.95 and a free mains PSU.  
ICOM ICR-7000E 25-1300MHz ..... £380.00  
\* including free ROYAL 1300 discone!

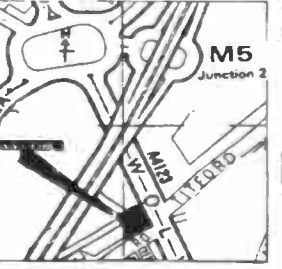
**Bearcat BC200XLT**  
THE BEST HANDHELD VHF/UHF SCANNER



COVERS 29 TO 956 MHz (with some gaps). Covers all popular VHF/UHF/PWR Amateur/Air Band/Marine/Cellular and many other interesting frequencies. Features include:  
\* 200 memory channels \* helical antenna \* nicad pack and charger \* green backlight for display \* super fast search mode - 25 ch/sec \* selective delay \* auto lockout \* priority channel \* track tuning  
**only £229.99 (save £30)**  
plus £10.00 post/packing/insurance

RAYCOM COMMUNICATIONS SYSTEMS LIMITED, INTERNATIONAL HOUSE, 963 WOLVERHAMPTON RD, OLDBURY, WEST MIDLANDS B69 4RJ. TEL 021-544-6767, Fax 021-544-7124, Telex 336483 IDENTI G.

**RAYCOM**  
COMMUNICATIONS SYSTEMS LIMITED



**RAYCOM gives you more BUYING POWER**  
ALL MAJOR CREDIT CARDS ACCEPTED. BC, ACCESS, DINERS. INSTANT CREDIT UP TO £1000 (SUBJECT TO STATUS) WITH RAYCOM CREDIT CARD (APR 29.5%). FREE CREDIT ON CERTAIN ITEMS AT MRP. CALL NOW FOR MORE DETAILS.

**ORDERING INFORMATION**  
WE STOCK ICOM, YAESU, BEARCAT, MFJ, BUTTERNUT, CUSHCRAFT, AEA, TONNA, NAVICO, TEN-TEC AND WELZ AMONG MANY OTHERS. CALL FOR FULL LIST.

**TEL: 021-544-6767**  
PHONE BEFORE 4PM FOR NEXT DAY DELIVERY. MAIL ORDER PLEASE INCLUDE £10.00 P.P. PLEASE ALLOW TIME FOR PERSONAL CHEQUES TO CLEAR. MANY OTHER ITEMS IN STOCK. PLEASE CALL FOR MORE INFO AND FOR EXTRA SPECIAL DEALS!

**INFOLINE 0836-282228 5-9pm (weekdays)**  
OPENING HOURS 9.5.30 MON TO SAT, LATE NIGHT FRIDAY TIL 7 PM. 73 DE RAY G4KZH, JIM G8ZMP AND RON G6ZJN



# Amateur RADIO

**Editorial:**

Iain Mackenzie  
Penny Phillips

**Advertisement**

**Manager:**  
Maria Smith

**Subscriptions:**

01-684 9542

**Publisher:**

Peter Williams

**On sale:**

Last Thursday of  
the month preceding  
cover date

**Next issue:**

Cover date July  
on sale 29 June 1989

**Published by:**

Amateur Radio  
Magazines,  
Sovereign House,  
Brentwood, Essex.  
CM14 4SE, England  
(0277) 219876

**Printed:** In England

**ISSN:** 0264-2557

**News Trade Sales by:**

S M Distribution,  
6 Leigham Court Road,  
Streatham, London.  
SW16 2PG  
Tel: 01-677 8111

**Cover:**

The Icom 735 HF  
Transceiver

Whilst every care is taken when accepting advertisements we cannot accept responsibility for unsatisfactory transactions. We will, however, thoroughly investigate any complaints. The views expressed by contributors are not necessarily those of the publishers. Every care is taken by Amateur Radio to ensure that the information given to our readers is reliable. We cannot however guarantee it and we cannot assume legal responsibility for it nor for any effects howsoever caused.

© Copyright 1989  
Amateur Radio Magazines

**6 Straight and Level**

The latest news, comments and developments on the amateur radio scene

**9 Samson Electronic Keyers**

Steven and John Goodier review the ETM-1C and ETM-5C electronic keyers

**14 World of Data**

Now you have accumulated all the gear, Don Field G3XTT guides you through the basics of packet operation

**17 Project Book**

Martin Williams with a computer program for calculating world-wide distances from Maidenhead locators

**17 Coming Next Month****18 Second-hand**

Hugh Allison G3XSE looks at the MBA RC Morse reader, the Eddystone 770U receiver and revives an ancient 'scope

**20 Today's Technology**

Ian Poole G3YWX begins a bimonthly column that looks at the latest developments in the radio world

**21 The SEM Tranzmatch MK3 Aerial Tuning Unit**

Ken Michaelson G3RDG looks at this compact ATU

**22 Medium Wave DXing**

What is medium wave DXing? Steve Whitt G8KDL explains and gives some advice on starting out

**24 DX Diary**

Don Field G3XTT with this month's DX News

**28 The MF10 Audio Filter**

Stan White G4EGH constructs this versatile filter is capable of six different modes

**32 Short Wave Listener**

Trevor Morgan GW4OXB looks at the tropical bands and the stations which use them

**34 On the Beam**

Glen Ross G8MWR with the latest news on the satellite scene, and an update on the proposal to use 6m as a DX information channel

**37 Bits to Build**

George Dobbs G3RJV constructs a calibrator circuit and a light indicator

**42 50MHz**

Ken Ellis G5KW with the latest developments on 6m

**44 Build an 80m Transceiver**

George Dobbs G3RJV takes a look at the Lake Electronics DTR3 CW Transceiver kit

## SERVICES

**41 Subscription Order Form**

**46 Free Classified Ads**

**50 Advertisers' Index**

**50 Advertising Rates and Information**



PHONE  
0474 560521  
FAX  
0474 333762

# P. M. COMPONENTS LTD

SELECTRON HOUSE, SPRINGHEAD ENTERPRISE PARK  
SPRINGHEAD RD, GRAVESEND, KENT DA11 8HD

TELEX  
966371  
TOS-PM

## Semiconductors

AC125 0.30	AU106 6.95	BC184LB 0.09	BD115 0.30	BD518 0.75	BF259 0.28	BFY50 0.32	BUV41 2.50	R2008B 1.45	TIP125 0.65	2SA715 0.55
AC126 0.45	AY102 2.95	BC204 0.25	BD124P 0.59	BD520 0.65	BF271 0.28	BFY51 0.32	GET111 2.50	R2009 2.50	TIP142 1.75	2SC495 0.80
AC127 0.20	BC107A 0.11	BC208B 0.20	BD132 0.42	BD534 0.45	BF272 0.26	BFY90 0.77	GEX542 9.50	R2010B 1.45	TIP146 2.75	2SC496 0.80
AC128 0.20	BC107B 0.11	BC212L 0.09	BD133 0.50	BD535 0.45	BF273 0.18	BLY48 1.75	HE3000 1.98	R2022 0.58	TIP151 2.95	2SC497 0.75
AC128K 0.32	BC108 0.10	BC213L 0.09	BD135 0.30	BD587 0.95	BF336 0.34	BR101 0.49	MJE330 0.40	R3223 0.66	TIP295 0.55	2SC785 0.75
AC141 0.38	BC108B 0.12	BC214 0.09	BD136 0.30	BD588 0.95	BF337 0.29	BR103 0.55	MJE350 0.75	R2540 2.48	TIP3055 0.85	2SC789 0.55
AC141K 0.34	BC109 0.10	BC214C 0.09	BD137 0.32	BD698 1.50	BF338 0.32	BR303 0.95	MJE250 0.48	RC16029 0.85	TIS9 0.20	2SC931D 0.95
AC142K 0.45	BC109B 0.12	BC214D 0.09	BD138 0.30	BD701 1.25	BF355 0.37	BR343 1.15	MPSA13 0.29	RC16039 0.85	TV106 1.50	2SC937 1.95
AC176 0.22	BC114A 0.09	BC237B 0.15	BD139 0.32	BD702 1.25	BF362 0.38	BR379 0.45	MPSA92 0.30	RC16181 0.85	TV106/2 1.50	2SC1034 4.50
AC176K 0.31	BC115 0.55	BC238 0.15	BD140 0.30	BD707 0.90	BF363 0.65	BW564 0.95	MRF237 0.30	RC16334 0.90	ZRF0112 16.50	2SC1096 0.80
AC187 0.27	BC116A 0.50	BC239 0.15	BD144 1.10	BDX32 1.50	BF371 0.25	BSK60 1.25	MRF450A 4.95	RC16335 0.85	ZN1100 6.50	2SC1106 2.50
AC187K 0.28	BC117 0.19	BC251A 0.15	BD150C 0.29	BDX58B 1.65	BF394 0.19	BT100A/02 0.85	MRF453 15.95	RC16372 0.85	ZN1308 1.35	2SC1124 0.95
AC188 0.25	BC119 0.24	BC252A 0.15	BD159 0.65	BF115 0.35	BF422 0.32	BT106 1.49	MRF454 26.50	S2004D 0.95	ZN1711 0.30	2SC1162 1.15
AC188K 0.37	BC125 0.25	BC258 0.25	BD160 1.50	BF119 0.65	BF423 0.25	BT116 1.20	MRF455 17.50	SKE5F 0.40	ZN2719 0.28	2SC1172 2.20
ACV17 1.15	BC140 0.31	BC258A 0.39	BD166 0.50	BF127 0.39	BF457 0.32	BT119 3.15	MRF475 2.95	T6022V 0.45	ZN2626 0.55	2SC1173 1.15
AD142 2.50	BC141 0.25	BC2784 0.30	BD179 0.72	BF154 0.20	BF458 0.36	BT120 1.65	MRF477 14.95	T6029V 0.45	ZN2905 0.40	2SC1366 1.75
AD149 1.50	BC142 0.21	BC300 0.30	BD202 0.50	BF173 0.22	BF467 0.68	BU105 1.95	MRF479 5.50	T6036V 0.55	ZN3054 0.59	2SC1368 0.50
AD161 0.50	BC143 0.24	BC301 0.30	BD203 0.50	BF177 0.38	BF493 0.35	BU108 1.69	OC16W 2.50	T9002V 0.55	ZN3055 0.52	2SC1449 0.50
AD162 0.50	BC147B 0.12	BC303 0.26	BD204 0.70	BF178 0.26	BF495 0.23	BU124 1.25	OC23 9.50	T9011V 0.75	ZN3702 0.12	2SC1628 0.75
AF106 0.50	BC148A 0.09	BC307B 0.09	BD222 0.46	BF179 0.34	BF497 0.25	BU125 1.25	OC25 1.50	T9015V 2.15	ZN3703 0.12	2SC1678 1.50
AF114 2.50	BC149 0.09	BC327 0.10	BD223 0.59	BF180 0.29	BF499 0.25	BU126 1.60	OC28 5.50	T9034V 2.15	ZN3704 0.12	2SC1945 3.75
AF115 1.95	BC153 0.30	BC328 0.10	BD225 0.48	BF181 0.29	BF499 0.25	BU126 1.60	OC29 4.50	T9038V 1.95	ZN3705 0.20	2SC1957 0.95
AF116 2.50	BC157 0.12	BC337 0.10	BD226 0.48	BF182 0.29	BF499 0.25	BU126 1.60	OC32 5.50	T9044V 1.95	ZN3706 0.12	2SC1957 0.95
AF117 2.50	BC159 0.09	BC338 0.09	BD227 0.48	BF183 0.29	BF499 0.25	BU126 1.60	OC32 5.50	T9044V 1.95	ZN3707 0.12	2SC1957 0.95
AF118 3.50	BC161 0.55	BC347A 0.13	BD228 0.49	BF184 0.35	BF499 0.25	BU126 1.60	OC32 5.50	T9044V 1.95	ZN3708 0.12	2SC1957 0.95
AF121 0.60	BC170B 0.15	BC41 0.35	BD229 0.40	BF185 0.28	BF499 0.25	BU126 1.60	OC32 5.50	T9044V 1.95	ZN3709 0.12	2SC1957 0.95
AF124 0.65	BC171 0.09	BC47B 0.20	BD242 0.65	BF186 0.28	BF499 0.25	BU126 1.60	OC32 5.50	T9044V 1.95	ZN3710 0.12	2SC1957 0.95
AF125 0.65	BC172B 0.10	BC527 0.20	BD246 0.75	BF187 0.11	BF499 0.25	BU126 1.60	OC32 5.50	T9044V 1.95	ZN3711 0.12	2SC1957 0.95
AF126 0.45	BC173B 0.10	BC547 0.10	BD376 0.32	BF189 0.16	BF499 0.25	BU126 1.60	OC32 5.50	T9044V 1.95	ZN3712 0.12	2SC1957 0.95
AF127 0.65	BC174 0.09	BC548 0.10	BD379 0.45	BF199 0.14	BF499 0.25	BU126 1.60	OC32 5.50	T9044V 1.95	ZN3713 0.12	2SC1957 0.95
AF139 0.40	BC177 0.15	BC549A 0.10	BD410 0.65	BF200 0.40	BF499 0.25	BU126 1.60	OC32 5.50	T9044V 1.95	ZN3714 0.12	2SC1957 0.95
AF150 0.60	BC178 0.15	BC550 0.14	BD434 0.65	BF240 0.20	BF499 0.25	BU126 1.60	OC32 5.50	T9044V 1.95	ZN3715 0.12	2SC1957 0.95
AF178 1.95	BC182 0.10	BC557 0.08	BD436 0.60	BF241 0.15	BF499 0.25	BU126 1.60	OC32 5.50	T9044V 1.95	ZN3716 0.12	2SC1957 0.95
AF239 0.42	BC182B 0.10	BC558 0.10	BD437 0.60	BF245 0.30	BF499 0.25	BU126 1.60	OC32 5.50	T9044V 1.95	ZN3717 0.12	2SC1957 0.95
ASV27 0.85	BC183 0.10	BC639/1D 0.30	BD438 0.75	BF256C 0.35	BF499 0.25	BU126 1.60	OC32 5.50	T9044V 1.95	ZN3718 0.12	2SC1957 0.95
ASY77 1.50	BC183L 0.09	BCY33A 19.50	BD510 0.95	BF257 0.28	BF499 0.25	BU126 1.60	OC32 5.50	T9044V 1.95	ZN3719 0.12	2SC1957 0.95

## Integrated Circuits

AN103 2.50	AN7145M 3.95	LA4102 1.50	MB3756 2.50	SAS590 2.75	STK437 7.95	TA7609P 3.95	TBA550Q 1.95	TDA1001 2.95	TDA2581 2.95	UPC1181H 1.25
AN124 2.50	AN7150 2.95	LA4140 2.95	MC1307P 1.00	SL9018 7.95	STK439 7.95	TA7611AP 2.95	TBA560C 1.45	TDA1003A 3.95	TDA2582 2.95	UPC1182H 1.50
AN124 2.50	AN7151 2.50	LA4031P 1.95	MC1310P 1.95	SL9178 6.65	STK461 11.50	TA7629 2.50	TBA560Q 1.45	TDA1006A 2.50	TDA2593 2.95	UPC1185H 3.95
AN214Q 2.50	BA521 1.50	LA4400 3.50	MC1327 1.70	SL1310 1.80	STK463 11.50	TAA310A 3.50	TBA570 1.00	TDA1010 2.15	TDA2610 2.50	UPC1191V 1.50
AN236 1.95	CA1352E 1.75	LA4420 3.50	MC1351P 1.75	SL1327 1.10	STK0015 7.95	TAA320A 3.50	TBA651R 2.50	TDA1005 2.25	TDA2611A 1.95	UPC1350C 2.45
AN239 2.50	CA1352E 1.75	LA4420 3.50	MC1352P 2.25	SL1327Q 1.10	STK0015 7.95	TAA350A 1.95	TBA673 1.95	TDA1035 2.50	TDA2612 1.50	UPC1353C 2.45
AN240P 2.80	CA1352E 1.75	LA4420 3.50	MC1357 1.58	SLN7611N 0.89	STK0029 7.95	TAA550B 0.95	TBA750 1.95	TDA1037 2.50	TDA2655 4.50	UPC1360 2.95
AN247 2.50	CA1313EM 2.50	LA4461 3.95	MC1496 1.75	SN7611N 1.25	STK0209 7.95	TAA570 1.95	TBA800 0.89	TDA1044 2.15	TDA2680A 2.75	UPC1365C 3.95
AN260 2.50	CA1405 2.50	LA4710 3.25	MC1529 1.50	SN7611N 1.25	STK0209 7.95	TAA570 1.95	TBA800 0.89	TDA1044 2.15	TDA2680A 2.75	UPC1365C 3.95
AN262 1.95	CA1405 2.50	LA4710 3.25	MC1529 1.50	SN7611N 1.25	STK0209 7.95	TAA570 1.95	TBA800 0.89	TDA1044 2.15	TDA2680A 2.75	UPC1365C 3.95
AN264 2.50	CA1405 2.50	LA4710 3.25	MC1529 1.50	SN7611N 1.25	STK0209 7.95	TAA570 1.95	TBA800 0.89	TDA1044 2.15	TDA2680A 2.75	UPC1365C 3.95
AN271 3.50	HA1137W 1.95	LM323K 4.95	MC1529 1.50	SN7611N 1.25	STK0209 7.95	TAA570 1.95	TBA800 0.89	TDA1044 2.15	TDA2680A 2.75	UPC1365C 3.95
AN301 2.95	HA1156W 1.50	LM324N 0.45	MC1529 1.50	SN7611N 1.25	STK0209 7.95	TAA570 1.95	TBA800 0.89	TDA1044 2.15	TDA2680A 2.75	UPC1365C 3.95
AN303 3.50	HA1306 1.50	LM324N 0.45	MC1529 1.50	SN7611N 1.25	STK0209 7.95	TAA570 1.95	TBA800 0.89	TDA1044 2.15	TDA2680A 2.75	UPC1365C 3.95
AN313 2.95	HA1322 1.95	LM3804 1.50	MC1529 1.50	SN7611N 1.25	STK0209 7.95	TAA570 1.95	TBA800 0.89	TDA1044 2.15	TDA2680A 2.75	UPC1365C 3.95
AN315 2.95	HA1339A 2.95	LM3804 1.50	MC1529 1.50	SN7611N 1.25	STK0209 7.95	TAA570 1.95	TBA800 0.89	TDA1044 2.15	TDA2680A 2.75	UPC1365C 3.95
AN316 2.95	HA1368W 2.75	LM3804 1.50	MC1529 1.50	SN7611N 1.25	STK0209 7.95	TAA570 1.95	TBA800 0.89	TDA1044 2.15	TDA2680A 2.75	UPC1365C 3.95
AN331 3.95	HA1406 1.95	LM3909 3.50	MC1529 1.50	SN7611N 1.25	STK0209 7.95	TAA570 1.95	TBA800 0.89	TDA1044 2.15	TDA2680A 2.75	UPC1365C 3.95
AN342 2.95	HA1551 2.95	LM3909 3.50	MC1529 1.50	SN7611N 1.25	STK0209 7.95	TAA570 1.95	TBA800 0.89	TDA1044 2.15	TDA2680A 2.75	UPC1365C 3.95
AN362L 2.50	LA1201 0.95	MS155L 2.95	MC1529 1.50	SN7611N 1.25	STK0209 7.95	TAA570 1.95	TBA800 0.89	TDA1044 2.15	TDA2680A 2.75	UPC1365C 3.95
AN612 2.15	LA1230 1.95	MS155L 2.95	MC1529 1.50	SN7611N 1.25	STK0209 7.95	TAA570 1.95	TBA800 0.89	TDA1044 2.15	TDA2680A 2.75	UPC1365C 3.95
AN6362 3.95	LA3201 0.95	MS155L 2.95	MC1529 1.50	SN7611N 1.25	STK0209 7.95	TAA570 1.95	TBA800 0.89	TDA1044 2.15	TDA2680A 2.75	UPC1365C 3.95
AN7140 3.50	LA41D1 0.95	MS155L 2.95	MC1529 1.50	SN7611N 1.25	STK0209 7.95	TAA570 1.95	TBA800 0.89	TDA1044 2.15	TDA2680A 2.75	UPC1365C 3.95
AN7145 3.50	LA41D1 0.95	MS155L 2.95	MC1529 1.50	SN7611N 1.25	STK0209 7.95	TAA570 1.95	TBA800 0.89	TDA1044 2.15	TDA2680A 2.75	UPC1365C 3.95

## VIDEO SPARES & HEADS

Please phone with your recorder model no. for our quotation

3HSSV for Ferguson/JVC	27.50
3HSSUJ for National Panasonic/Philips	29.50
3HSS3N for National Panasonic NV777/330	39.50
3HSSN/4HSS for National Panasonic	29.50
3HSSM for Hitachi	35.00
3HSSUJ for National Panasonic	35.00
3HSSP for Sharp	35.00
3HSS6A for National Panasonic Industrial	75.00
3HSSU2N for National Panasonic	39.50
3HSSSF for Fisher/Fidelity	35.00
3HSSR for Amstrad/Saisha/Triumph	35.00
PS3BS for Sony SLCS 67 etc	35.00
PS3BT for Toshiba	35.00
PS4B2S for Sony SLCS20/30 etc	39.50
PS5B3S for Sony SLCS/C9 etc	49.50
Philips V2000	65.00

## HITACHI VT5000

Hitachi VT8000	1.25
National Panasonic NV300/333/340	2.95
National Panasonic NV2000B	3.75
National Panasonic NV777	2.75
National Panasonic NV3000B	3.75
National Panasonic NV7000	2.75
National Panasonic NV8600/8610/8620	3.75
Sanyo VTC5000	1.50
Sanyo VTC5300	1.75
Sanyo VTC5500	2.75
Sanyo VTC9300	3.75
Sanyo VTC9300P	3.90
Sharp 6300	3.50





# STRAIGHT &

# LEVEL

## NEW FUNCTION GENERATOR

Global Specialties have recently introduced a 20MHz programmable function generator to complement their range of test equipment.

The 8020 Series consists of three instruments: the Model 8020 offers sine, triangle, square-wave and dc, plus eight log/lin sweep modes, VCO, gating and triggering modes. The Model 8021 offers the same basic features as the 8020, plus six pulse modes and two ramp modes. The Model 8022 AM function generator features external amplitude modulation.

The 8020 Series supports a frequency range from 2MHz to 20MHz, with an amplitude span of 0.1 to 15Vp-p. The pulsewidth range is 25ns to 10s and the rampwidth range is 5us to 10s. The instruments have a built-in counter loop which maintains an accuracy of better than 0.1%. They can be operated manually or via a GPIB interface.

They are housed in a metal case which minimises RFI emission and aids adaptation to ATE systems.

For further information and prices contact Global Specialties, 2nd Floor, 2-10 St Johns Street, Bedford MK42 0DH.

## LOW PASS FILTERS

Cirkit Distribution have designed three lowpass filters for miniaturising audio equipment.

The THB290 is a hybrid integrated circuit-type module which includes a seventh-order lowpass filter with cut off at 14kHz. Its maximum current consumption is 15mA and its minimum attenuation is 50dB at 30kHz. The maximum distortion is no more than 0.007% at 1kHz.

The THB291 includes a seventh-order lowpass filter with cut off at 20kHz. Its maximum current consumption is also 15mA with minimum attenuation of 50dB at 40kHz. The maximum distortion is identical to the THB290.

The THB292 is also a seventh-order lowpass filter

with a current consumption of 15mA and its cut off is 22kHz. The attenuation is 50dB at 40kHz, with a maximum distortion at 1kHz of 0.007%.

All three filters measure 25mm x 12mm x 6mm (WHD) and operate at temperatures from -20°C to +70°C.

For further information contact Cirkit Distribution Ltd, Park Lane, Broxbourne, Hertfordshire EN10 7NQ.

## TENSION CONNECTOR

A new high tension 2mm connector is now available from Multi-Contact (UK) Ltd. It has a test voltage of 5kV and is rated at 15 amps. The recommended operating temperature range is between 70°C and -10°C.

The socket, made from brass, is machined and gold-plated and has an insulating shroud to give a breakdown voltage to VDE standards of 9.5kV.

For further information contact Multi-Contact (UK) Ltd, ICG House, Station Approach, Oldfield Lane North, Greenford, Middlesex UB6 0AL. Tel: 01-575 7070.

## SIGNAL GENERATOR

The D2MAC packet test signal generator provides test patterns and signals in order to simplify installation and maintenance of direct satellite broadcast systems.

The D2MAC generates a colour pattern using standard international signals, duobinary synchronisation patterns, and facilitates external equipment synchronisation. The generator can be used for all types of functions, including test lines 311, 312, 313, 623 and 624.

Other features include MAC convergence pattern, colour bar pattern, static convergence pattern, five scale patterns, and two monochrome patterns. Non-displayable patterns, such as full field repetition of test lines 311, 312 and 313, are especially useful in circumstances involving the display of test signals on an oscilloscope.

For further information contact Schlumberger Instruments, Victoria Road, Farnborough, Hants GU14 7PW. Tel: (0252) 544433.

## THE PAN 10XT

Electronic and Computer Workshop Ltd have introduced a new general-purpose multimeter which has a sensitivity of 20 ohms/VDC and 5k ohms/VAC.

The PAN 10XT measures 100mm x 1,600mm x 40mm, and offers internal circuit protection. The multimeter is housed in a shock-proof case, and is supplied with a spare fuse and instruction manual.

The multimeter's facilities include: -10 to +59dB output (in five ranges), VBF output from 7.5 to 750V and a ballistic capacity of 100mf-10mf-1mf to 100mf.

For further information contact Electronic and Computer Workshop Ltd, Unit 1, Cromwell Centre, Stepfield, Witham, Essex CM8 3TH. Tel: (0376) 517413.

## CONDUCTIVE PEN

Planned Products have developed a conductive pen for applying solderable electronic traces to most surfaces, such as PCBs. The pen has many applications, including PCB fabrication and repair, electromagnetic shielding and conducting point-to-point traces.

The Circuit Works Pen, through advances in valued pen and polymer ink technology, can draw traces as narrow as 1/16in. The pen is filled with enough silver conductor to draw up to 150ft of conductive traces, and the polymer ink dries quickly at room temperature.

When not in use, the spring-loaded tip closes to prevent any accidental drying.

Solderable terminations using a 250°F cure for fifteen to twenty minutes after application are possible. Tin, lead, or silver solder can be used, but you should not exceed 350°F for more than five seconds. While hand-soldering is not recom-



# All the latest news, views, comment and developments on the amateur radio scene

mended, wave soldering is ideal. The pen should be used with adequate ventilation.

Circuit Works Conductive Pens cost US\$9.95 plus US\$1.00 postage (US\$2.00 overseas).

For more information contact Planned Products, 21105 Santa Cruz Highway, Brush Road, Department FREW, Los Gatos CA 95030.

## DTI NEWS

Though hardly likely to keep the airwaves buzzing, the UK has recently concluded a third-party traffic agreement with Pitcairn Island. Now not many people knew that – did you?

## RALLIES

The Royal Naval Amateur

Radio Society Mobile Rally takes place on 11 June beside **HMS Mercury**, near Petersfield, Hampshire, starting at 10.00am.

There will be a wide variety of attractions for the family, including a flypast by a 'Swordfish' aircraft from the RN Historic Flight. A talk-in will be on 2m and 70cm.

Admission is £1.00 for adults and children are admitted free. There is free parking and refreshments will be available.

For further information contact C Harper G4UJR. Tel: (0703) 557469.

The Elvaston Castle Mobile Radio Rally will be held in Castle's Country Park on 11 June.

It is expected that over 100 stalls of radio equipment will

be on view. Elvaston Castle Country Park has a lake, a nature trail, and a museum depicting life as it was at the turn of the century.

The castle is located five miles south-east of Derby on the B5010. For further information contact John Robson. Tel: (0332) 767944.

## CLUB NEWS

The Wimbledon and District Amateur Radio Society meets on the second and last Friday of every month at St Andrews Church Hall, Herbert Road, London SW19.

Their program for June is:  
9 June: Microwaves, by Ian Lamb G8KQW and Dennis Stanton G8CUX.

30 June: HF Antennas and Feeder Systems, by Louis Varney G5RV.

For further information contact Nick Lawlor G6AJY. Tel: 01-330 2703.

The Welwyn-Hatfield Amateur Radio Club meets on the first Monday of every month at the Lemsford Village Hall, Brocket Road, Welwyn Garden City.

3-4 June: HF Field Day, at Hill Farm, Ayot, St Lawrence.  
19 June: VHF Field Day preparation.

For further information contact Roger Curtis G0CYC. Tel: (0707) 324958.

The Dunstable Downs Radio Club meets every Friday at Chews House, 77 High Street South, Dunstable, Bedfordshire.

For further details contact Tony Kelsey-Stead G0COQ. Tel: (0582) 508259.

## R. N. Electronics

PROFESSIONALLY DESIGNED EQUIPMENT FOR AMATEURS

### TRANSVERTERS

● 144/50MHz 25w p.e.p. £189 + £4 p&p.

Use with an FT290 or similar 2m transceiver, for the opportunity to work USA, Africa, Japan, Australia etc. In fact almost anywhere in the world

● 28/50MHz 25wp.e.p. £199 + £4 p&p

● 145/70MHz 25w p.e.p. £239 + £4 p&p

● 145/70MHz 10w p.e.p. £199 + £4 p&p

● 28/70MHz 10w p.e.p. £199 + £4 p&p

● 7dB Switched Attenuator £22 + £2 p&p

### POWER AMPLIFIERS

● RN690 P.A. £75 + £4 p&p

Add to your dedicated rig to give 25W p.e.p.

### RECEIVE CONVERTERS

10M receive, 2M I.F. With thru switching on transmit use with 6m transverter and work 10m/6m Crossband £45 + £2 p&p

### RECEIVE ONLY CONVERTERS

2m IF for 4m, 6m or 10m, receive £39 each + £2 p&p each

10m IF for 2m, 4m or 6m receive £39 each + £2 p&p each

### PRE AMPLIFIERS

Low Noise (<1dB) GaAs FET Pre-Amplifiers for 6m, 4m and 2 metres.

RF or DC Through Switching (Max 100W pep)

● Indoor boxed unit £36 + £2 p&p

● Masthead (line powered) with indoor DC feed unit £69 + £4 p&p

### MET. ANTENNAS

50MHz 3 el. £42.95, 5 el. £64.40 + £4.50 p&p

### NAVICO 2m F.M. MOBILES

AMR 1000 2/5w 12.5/25MHz 2 Metre FM Mobile £247.25 + £4 p&p

AMR 1000S 10 memory + full scanning £299.00 + £4 p&p

Top mount bracket for above £6.85 + £1 p&p



All prices include VAT



37 Long Ridings Ave, Hutton, Brentwood, Essex CM13 1EE.  
Tel: 0277 214406

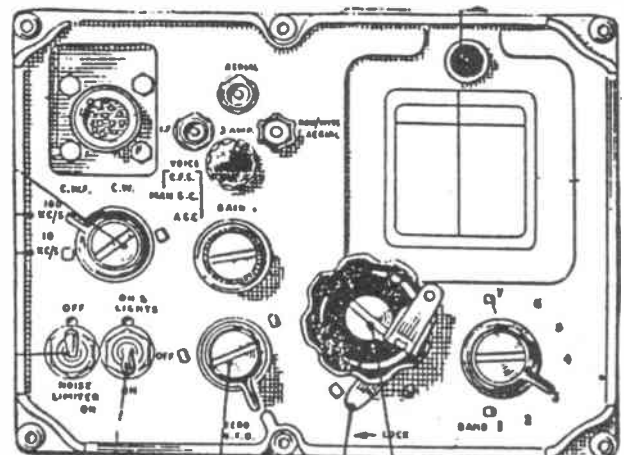
## J BIRKETT

RADIO COMPONENT SUPPLIERS



25 The Strait  
Lincoln Tel: 20767  
(LN2 1JF)

Partners: J H Birkett  
J L Birkett



**EX-MILITARY COMMUNICATIONS RECEIVER R210.** Frequency 2 to 16MHz in 7 switched bands AM, CW, SSB, FCo. Aerial inputs 80 ohm balanced line, long wire or whip. CW filter, BFO, Coise blanker, complete with 240 volt AC power pack, loudspeaker, headphone jack and pair of lightweight headphones.

Price £79.80 carr Mainland only £8.00

**EX-MILITARY COMMUNICATION RECEIVERS TYPE R210**  
unconverted £50.00 (carr £6.00)

Special receiver type GPO40A. Battery/mains covering 133kHz-33MHz. Callers only £195.00.

Pye Westminster W15FM. 80-110MHz, 10 channel £15.00 (carriage £3.00).

Dymar 25W, 16 channel FM, 80-110MHz £15.00 (carriage £3.00).



ACCESS AND BARCLAY CARDS  
ACCEPTED



# SMJ ELECTRONICS

Specialists in Semiconductors

### Transistors

2N3055	£0.47	2SC945	£0.08	2SC2028	£1.30	2N3030	£0.37	BD235	£0.36
2N3773	£1.45	2SC1040	£0.09	2SC2029	£1.10	2N3033	£0.40	BD241	£0.34
2N3866	£1.10	2SC1061	£0.49	2SC2078	£0.74	3N201	£1.11	BD243	£0.30
2SA473	£0.49	2SC1094	£0.27	2SC2085	£0.43	3N240	£1.27	BD244C	£0.33
2SA564	£0.18	2SC1213	£0.13	2SC2092	£1.41	3N246	£2.36	BD245	£0.34
2SA608	£0.11	2SC1306	£0.74	2SC2097	£21.09	3N298	£0.09	BD246	£0.78
2SA673	£0.13	2SC1312	£0.09	2SC2099	£19.35	3N297	£2.08	BD246A	£0.51
2SA678	£0.38	2SC1318	£0.22	2SC2146	£0.95	40473	£1.80	BF244	£0.39
2SA683	£0.30	2SC1359	£0.13	2SC2236	£0.22	BC107	£0.13	BF245	£0.29
2SA684	£0.31	2SC1384	£0.27	2SC2290	£34.88	BC108	£0.07	BF250	£0.28
2SA699	£0.44	2SC1398	£0.40	2SC2312	£3.18	BC109	£0.14	BF251	£0.28
2SA733	£0.13	2SC1674	£0.18	2SC2314	£0.30	BC141	£0.26	BRF237	£3.39
2SA966	£0.26	2SC1675	£0.14	2SC2320	£0.10	BC142	£0.19	MRP238	£13.44
2SA999	£0.10	2SC1678	£0.08	2SC2395	£14.20	BC182	£0.06	MRP450	£13.80
2SA1012	£0.40	2SC1815	£0.18	2SC2539	£10.82	BC184	£0.10	MRP460A	£12.80
2SA1015	£0.11	2SC1909	£0.08	2SC3220	£12.90	BC212	£0.06	MRP454	£22.94
2BR225	£0.35	2SC1945	£3.41	2SD234	£0.44	BC214L	£0.06	MRP455	£22.45
2C380	£0.09	2SC1946	£12.37	2SD235	£0.41	BC238	£0.06	TP29C	£0.36
2C495	£0.35	2SC1947	£4.29	2SD313	£0.50	BC439	£0.12	TP30C	£0.29
2C536	£0.18	2SC1967	£0.46	2SD325	£0.43	BC440	£0.13	TP31C	£0.27
2C710	£0.09	2SC1969	£0.08	2SD333	£0.40	BD131	£0.42	TP32C	£0.33
2C711	£0.09	2SC1970	£1.82	2SD380	£4.55	BD132	£0.52	TP41C	£0.35
2C730	£3.43	2SC1971	£2.98	2SD471	£0.29	BD135	£0.22	TP42C	£0.36
2C828	£0.09	2SC1972	£0.25	2SD637	£0.71	BD139	£0.22	RP120	£0.30
2C900	£0.37	2SC1973	£0.81	2SD880	£0.41	BD140	£0.25		
2C930	£0.17	2SC2002	£0.25	2SK192	£0.23	BD201	£0.33		

### BOOKS

Screwdrivers Guide to CB £6  
 PLL Data Book £6  
 Cybernet Service Manual £3  
 Uriden Service Manual £3

### Active Filter Boards

A 10.695MHz active filter specifically designed for the HAM International and NATO 2000 type CIs. This board significantly reduces image reception and cross modulation without affecting sensitivity. £6.98

### Crystal Filter

This is a 10.695MHz 10MHz 10MHz bandwidth steel filter suitable for most FM CIs. The filter greatly reduces cross modulation (bleedover) and is extremely easy to fit. £2.99

### Integrated Circuits

7805	£0.00	HA1377	£1.90	LC7120	£2.75	RC4556	£0.86	TA1010	£1.10
7808	£0.30	HA1388	£3.81	LC7130	£3.26	SO42	£3.80	TA1011	£1.37
7812	£0.30	HA1392	£2.84	LC7131	£3.21	TA7061	£0.76	TA1020	£2.20
7815	£0.37	HA1394	£2.73	LC7132	£2.99	TA7120	£0.48	TA1010	£2.99
7818	£0.09	HA1397	£2.85	LC7137	£2.77	TA7130	£0.53	TA1512	£2.13
AN240	£1.30	HA1398	£2.46	LM324	£0.45	TA7204	£0.90	TA2002	£0.74
AN651	£0.73	LA1230	£1.19	LM385	£1.10	TA7205	£0.91	TA2004	£1.81
AN7131	£1.27	LA1102	£0.84	MS1102	£1.00	TA7217	£1.22	TA2005	£1.46
AN7140	£1.80	LA1112	£0.96	MS1513	£1.04	TA7222	£1.23	TA2020	£1.81
AN7178	£2.50	LA1140	£0.86	MS1516	£1.04	TA7227	£2.04	TA2030	£1.98
BA402	£0.09	LA2201	£1.19	MS1517	£1.04	TA7240	£2.00	TA2611	£0.79
BA521	£1.50	LA2220	£1.41	MS3712	£0.99	TA7241	£1.90	UPC1028	£0.90
BA656	£1.19	LA4250	£2.22	MS3730	£2.06	TA7270	£1.93	UPC1032	£0.96
CD4001	£0.30	LA4400	£2.09	MS3756	£1.94	TA7271	£1.93	UPC1156	£2.00
CD4008	£0.09	LA4420	£1.32	MS6719	£4.12	TA7274	£1.90	UPC1181	£0.91
CD4011	£0.11	LA4422	£1.12	MC1723	£0.48	TA7310	£0.44	UPC1181	£1.84
CD4049	£0.28	LA4440	£1.09	MC3357	£2.11	TA7902	£0.99	UPC1185	£1.81
CD4066	£0.34	LA4445	£1.98	MC3359	£2.33	TA800	£1.30	UPC1186	£0.80
CD4099	£0.18	LA4460	£1.71	MM5510BN	£3.80	TA8107	£0.49	UPC1230	£1.00
HA13001	£2.16	LA4461	£1.71	NE567	£0.82	TC9105	£0.40	UPC858	£1.48
HA1366W	£1.33	LA1405	£0.97	PL02	£7.99	TC9109	£4.30	UPD2816	£0.34

We have listed only a small proportion of our stock. Please feel free to contact us with your requirements. All prices are quoted one the one of prices, discounts being available for quantities of ten or more of any one device. Some day despatch on all items in stock. Cheques/Po/ST order with order. Please add 75p postage and packaging on all orders under £10.00. All prices are exclusive of VAT. All mail order to: 88 Bletchley Road, Bletchley MK11 1PB. Orders Welcome. TEL: 091 337 6956/831 337 2444

## NATIONAL COMPONENT CLUB

SPECIAL OFFERS ★ SPECIAL OFFERS

### SCANNER KIT(T)

A complete, six channel LED chaser kit for less than a fiver! The kit comes complete with all components, including PCB and instructions simple enough for even a complete novice.

Works from a 6-15V dc.

Only £4

MAINS POWER SUPPLY FOR ABOVE

£1

### ★ SPECIAL OFFER PACKS ★

100	ASSORTED CAPACITORS	£1
30	ASSORTED TRANSISTORS	£1
25	ELECTROLYTIC CAPACITORS	£1
12	LEDs (5mm red or green)	£1
5	555 TIMER ICs	£1
5	741 OP-AMPS	£1

FREE MYSTERY PACK WITH ALL ORDERS OVER £6

Please add £1.00 P&P, but do not add VAT. PO or cheque to: NATIONAL COMPONENT CLUB, DEPT AR BAILEY HILL, CASTLE CARY, SOMERSET BA7 7AD

We now accept Access - phone (0963) 51171

★ FREE CLUB MEMBERSHIP ★  
 Just phone above number or write for details

## SATELLITE BOOKS

### WORLD SATELLITE ALMANAC

Contains over 650 pages with full details on satellites, footprints, charts, tables, etc. Price: £15.00 + carr.

### THE WORLD OF SATELLITE TV

Over 200 pages on all you need to know about selecting, installing, operating and maintaining your satellite earth station. Price: £9.95 + carr.

### 10.95-11.70MHz LNB's

2.5dB max. nf, Typ. 2.3dB ..... £30.39  
 2.3dB max. nf, Typ. 2.1dB ..... £34.74

Carriage and VAT to be added to prices

### HARRISON ELECTRONICS

Century Walk, March, Cambs PE15 8QW  
 Tel: (0354) 51289

## BEARCAT OWNERS!

Spare Battery Packs. BP205/BP200 for the 100XLT and 200XLT are now available and in stock - at last! The only difference between the two being that of colour.

We hope to have available soon small numbers of AOR AR2515's 5 - 1500 MHz 2,000 memory channels.

Also available 'leather' carry cases CC900 for the AR900 (UK) - nice protective cases, keep your new receiver in tip-top condition.

SPECIALISTS IN VHF/UHF AIRBAND RECEIVERS AND ACCESSORIES. FREQUENCY LISTINGS BOTH VHF & UHF



### JAVIATION

Carlton Works, Carlton Street  
 BRADFORD, West Yorkshire BD7 1DA  
 Telephone: 0274 732146

SAE please for catalogue

## RUGGED

### LCD MULTIMETER PROJECT

- ★ Full application notes
- ★ Resolution 100 micro volts
- ★ Minimum add on components

ONLY £16.04 inc VAT + p/p £1.25

Why not call us now



### RUGGED DISPLAYS LIMITED

1 Bacchus House, Calleva Park, Aldermaston, Berks RG7 4QW.

### LCD CLOCK PROJECT

- ★ Full application notes and novel circuit ideas
- ★ 12/24 Hour
- ★ Snooze and alarm functions
- ★ Tape counter/control timer

ONLY £10.34 inc VAT + p/p £1.25

Mail-Order Tel: (07356) 79521



# SAMSON ELECTRONIC KEYERS

by Steven Goodier G4KUB  
and John Goodier G4KUC

If you have just passed your Morse test and are intending to keep up with the art of sending CW, then to start with most people are content to use a conventional straight key. As you spend more time on the bands and your speed increases, your thoughts may turn towards an electronic method of generating Morse characters. Using electronics to produce perfectly spaced and timed Morse has become popular over the last ten years, but electronic keyers, usually known as 'el-bugs' have been around for a lot longer than that.

It is said that OZ7BO did much to popularise electronic keyers in Europe and these quickly caught on taking the arm-ache out of sending CW. One of the earliest designs appeared in **Technical Topics** and was made by ZL2AMW. This circuit only used two transistors but worked well for such a simple design. More complex units used up to twenty transistors and designers started to use computer techniques. These designs gave very good results but were complex in their construction owing to the many discrete components needed to get them up and running. With the introduction of modern integrated circuits the design and construction of these keyers moved on in leaps and bounds. We have now got to the stage of having a complete electronic keyer on a single chip in the form of the 8044 produced by Curtis Electro Devices Inc of California, USA.


Today there are many electronic keyers on the market and these vary in price, complexity and quality of construction. Some are units that stand alone, having the Morse generator, memories and paddles built into a single box. The less sophisticated keyers simply produce well-timed and spaced dots and dashes and require the user to plug in an external set of paddles.

This review deals with the Samson range of electronic keyers which has been available for some time and is beginning to become very popular with CW operators all over the world.

## Good reputation.

Samson electronic keyers are produced in West Germany by a firm managed by Herr H Samson DJ2BW. They have been producing keyers for over twenty years and their products have a world-wide reputation for quality, efficiency and reliability. The quality of their products is such that they have been chosen by many government departments, shipping lines and coastal stations. Their keyers have just been chosen by one of the major communications manufacturers for their new range of communications equipment.

Spacemark Ltd of Altrincham, Cheshire, were the UK agents for



Samson for many years, but ceased to handle their products when the owner retired about three years ago. They are now distributed by Frank Watts G5BM, who can supply these keyers from stock along with a British-made twin paddle Morse key kit. This takes about one hour to build, but you can buy it ready assembled for a small extra charge.

Samson produce three types of keyer and we shall be looking at the ETM-1C and ETM-5C in detail. Unfortunately the ETM-8C memory keyer was not available for review but a brief description of this unit will be given.

## Samson ETM-1C description

The ETM-1C C-MOS electronic keyer is the most basic of the Samson range. It is housed in an aluminium box with black front and back panels and is 36 x 65 x 108mm in size. The front panel contains a single control which adjusts the keying speed, and this can be set between eight and fifty words per minute. The keyer features dot and dash memories, iambic mode for squeeze keying, self-completing dots and dashes and a built-in side tone generator, but this is only suitable for connecting to headphones.

Dot and dash memories are a very important feature of an electronic keyer, their job being to autonomously insert dots and dashes in the correct places, thus enabling you to squeeze characters such as C, Q, Y, L, F, R, AR, KA and SK with a minimum of hand movement on the paddles. Samson have included a useful slide switch on the circuit board to disable the dot and dash memories.

The output from the keyer should be able to drive most modern rigs, and the positive keying transistor is quoted at +65V at 50mA maximum. Grid block keying is also available and this is rated at -300V at 20mA maximum. The unit will run from 4 to 8V dc with an idling current of 1 microamp (1 $\mu$ A) and a keying current of 14mA. Because of the low idling current there is no need for an on/off switch. Removing the covers reveals a

double-sided plated through PCB, and quite clearly this is of the highest standard. C-MOS circuitry is used throughout and all the chips are mounted in very high quality IC sockets for ease of servicing. There are six ICs and five transistors (see the circuit diagram in **Fig 1**). Towards the front of the board and to one side of the speed control is the switch for disabling the dot and dash memories. The unit arrived with the memories enabled and this is how most people would use the keyer.

The power supply connection is made via a 3.5mm jack socket on the back panel, and because there is no internal battery box the batteries have to be placed on the outside. I found this most annoying as it spoils the neat and compact appearance of the keyer. Frank Watts suggests that if four penlight cells are taped together into a flat pack, these can be fitted inside the case. Of course, it will be necessary to solder and wire the cells together to form the correct working voltage. If you use alkaline cells they should last well over twelve months even though there is no on/off switch.

Since C-MOS circuitry is used throughout and the maximum supply voltage quoted is 8V, I see no reason why a 9V PP3 battery cannot be placed inside the unit as it looks as if there is just about enough room. Although I didn't try it out on the keyer tested, I would certainly do so if I was to purchase the ETM-1C.

The output to the transceiver and paddles etc, is made via a seven-way push-on edge connector and both leads can be fed through two holes on the back panel. I found this both convenient and easy to wire.

## Wiring and using the ETM-1C

The first job is to supply voltage to the keyer, so you will have to purchase a battery box that will hold four 1.5V cells. These can be purchased from Maplin Electronics (stock number HF29G). The keyer comes supplied with a 3.5mm power plug and a push-on edge connec-

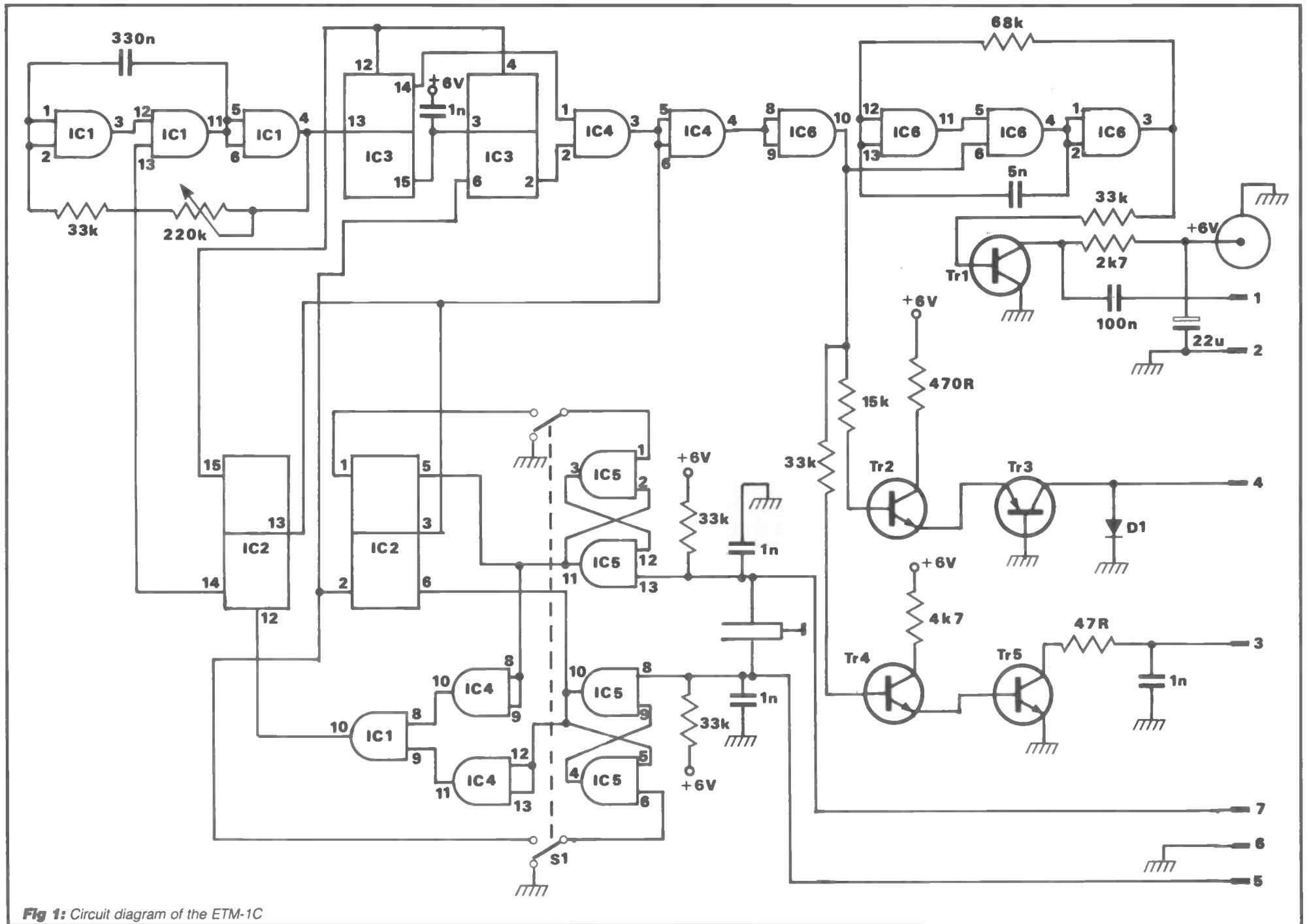


Fig 1: Circuit diagram of the ETM-1C



tor, but you will have to purchase a suitable plug for your transceiver's keying line. These are usually mono ¼in jack plugs, but some rigs use 3.5mm mono plugs so check your handbook first.

All connections to and from the keyer must be made with good quality screened cable; this is to reduce the chance of RF pick-up on any of the cables which could upset the operation of the unit. For power supply connections I used a PP3 battery clip which I pushed on to a battery pack, the whole thing then plugs into the power socket on the back of the keyer via the 3.5mm plug.

Next we must make the connections to the edge connector and these are shown below:

- 1 Sidetone output (headphones only)
- 2 Common connection (ground)
- 3 Positive keying (most common used)
- 4 Grid block keying
- 5 Dot terminal of paddle (left side)
- 6 Common paddle connector
- 7 Dash terminal of paddle (right side)

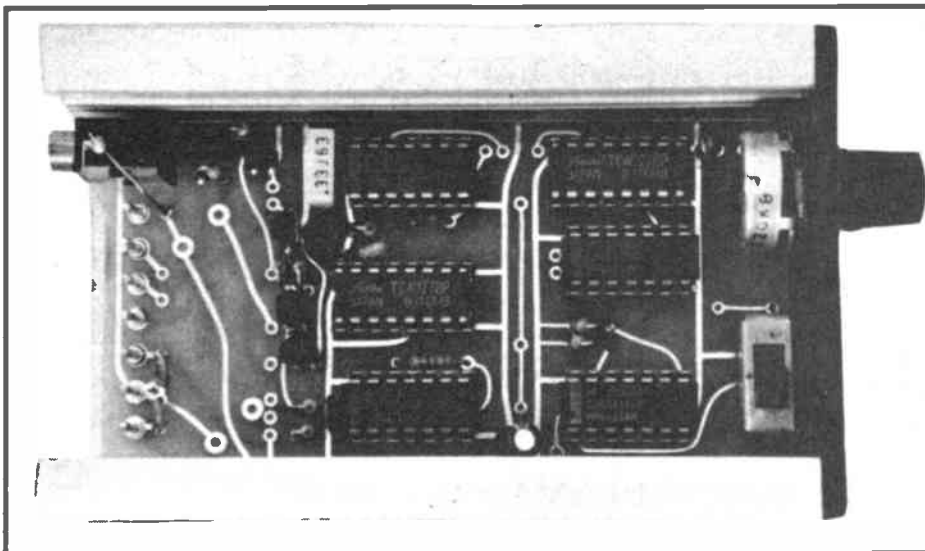
I found it a little inconvenient to have to make connections to the rig and paddles on the same connector. This makes it difficult to use the paddles with another keyer or at a different location without having first to do an unsoldering job. I overcame this problem by plugging the paddles into an in-line connector. I think it would have been a much better idea to have a separate socket on the keyer for the paddles, but maybe its small size prohibited this.

A set of Bencher paddles was wired to the appropriate pins on the edge connector, and because I was using a Kenwood TS-440S I wired the keying line to pin 3 and the screen to pin 2. The open terminal voltage of the TS-440S' keying line is approximately 5.5V dc, and this can easily be handled by the keying transistor of the ETM-1C. I plugged in the appropriate connections, switched the rig to CW and started keying. The keyer unit worked extremely well and there was no problem in producing clear and perfectly timed CW. The speed control could be adjusted from a slow, steady rate right up to a very fast, 'machine gun' sounding speed, which, I confess, is far too fast for me so I settled for about 16wpm.

I had a number of QSOs and the unit was a pleasure to use. The iambic mode worked very well and I was able to squeeze characters effortlessly which added to the pleasure of the CW contact. There were no operating problems and no signs of RF pick-up on the leads which usually shows up as permanent key down or odd characters being sent. The speed control was very smooth and overall the keyer worked well.

### Samson ETM-5C description

The ETM-5C is housed in an extremely smart-looking, scratch-proof aluminium box and is finished in black textured vinyl. It measures 45 × 113 × 160mm, and comes complete with a 5 pin DIN plug and hexagon key for making adjustments to the paddles. It has all the features of the ETM-1C with the addition of a set of high quality paddles built into the



Interior view of the ETM-1C

cabinet. The front panel contains two controls, the first to set the speed within a range of 8-50wpm, and the second to adjust the dot to dash ratio. Mounted on the top plate is a small button marked 'tune'; pressing this will short the keying line and place your rig on air, which is useful if you wish to tune your PA stage or check your power output, SWR etc.

Mounted in the centre of the front panel is a pair of paddles made of a hard-wearing plastic material. They are wired in the conventional way, ie, dots on the left and dashes on the right. On the back panel is a single 5 pin DIN socket which is used to take the output to the keying input of the rig. This socket also provides a sidetone output, but as with the ETM-1C this is for headphones only. Power for the unit is provided by four AA size batteries which are housed in a built-in battery holder; a much better arrangement than the ETM-1C. Again, idling current is 1µA with a maximum key down current of 20mA (relay keying) or 3mA (transistor keying).

I removed both the top and bottom plates to reveal an extremely well-constructed piece of equipment. All components including jacks, controls and paddles are mounted on one single-sided PCB, which is of the highest quality. The unit contains six C-MOS ICs, four transistors and four diodes (see Fig 2). All ICs are mounted in high quality IC sockets.

The housing for the paddles is fixed to the main PCB and the material used is a very heavy aluminium. It is interesting to note that the contacts are solid silver, unlike the Bencher which uses silver-coated copper contacts. The travel for the dots and dashes can be independently adjusted by the milled screws on both sides of the metal housing. I was very impressed by the quality and construction of these paddles and I found them extremely easy to use.

### Wiring and using the ETM-5C

The first thing to decide before using this keyer is the type of keying output best suited to your transceiver. The unit offers either relay or transistor keying,

and arrives factory wired for universal relay operation. I tried both relay and transistor keying and encountered no problems with either.

The ETM-5C is suitable for both positive and negative keying lines. For negative keying you simply reverse the connections, but when keying negative polarity rigs it is necessary to use twin conductor screened cable between the keyer output and the rig. This makes the economical transistor output suitable for use with rigs such as the TS-520S, TS-530S and TS-830S. Of course, relay keying is suitable for both positive and negative keying lines. Always refer to your handbook before wiring the keyer especially if your transceiver is all valves. The type of keying output is selected by a jumper on the PCB; for transistor keying place the jumper across pins 1 and 2.

If you are not using the sidetone output then there are only two connections to make on the 5 pin DIN, and these are to the transceiver's keying line. You should always use good quality screened cable when making the connections to and from the keyer, and double check your solder joints.

Full wiring for the DIN is shown below:

- 1 Sidetone output (headphones only)
- 2 Common connection (ground)
- 3 No connection
- 4 Common connection (ground)
- 5 Keying output (relay or transistor)

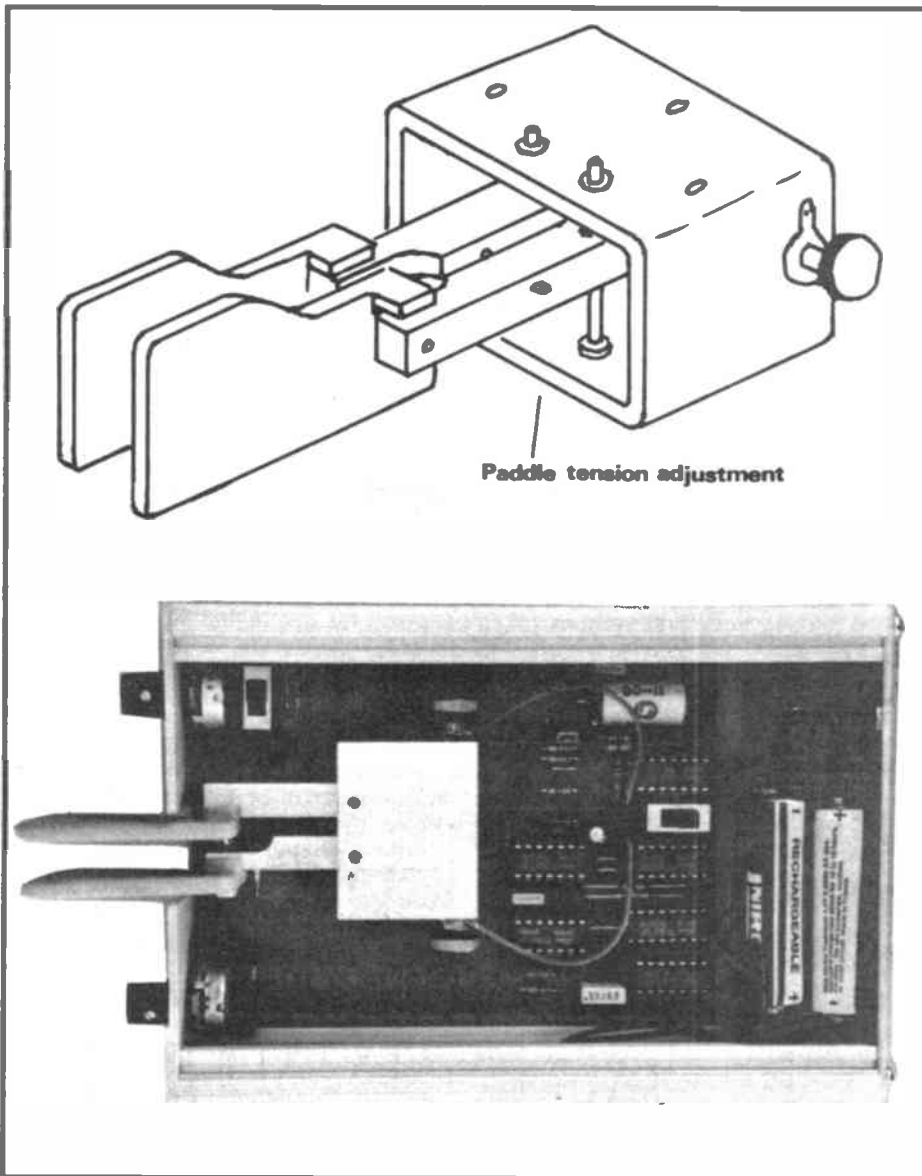
Once the unit is wired and connected to your rig, practise with the paddles and see if the tension and spacing are to your liking. The spring tension is adjusted with the screw on one of the paddles; an Allan key is provided with the keyer for this purpose. I found that very little adjustment was needed to either the tension or spacing.

If you key the unit and adjust the dot to dash ratio control at the same time, you will hear that the dots are emphasised. For more effect on the ratio control, slide the switch behind the ratio control pot on the PCB over to the negative position.

I used the ETM-5C a number of times on the air and had many QSOs. The paddles were easy to handle and were comparable to my Bencher. I encour-







Interior view of the ETM-5C and a close-up of the paddles

tered no problems using the unit, and like the ETM-1C it produced excellent CW with very nice rounded characters. Of course, do not expect to be able to use paddles straight away as it requires practice to produce good sounding Morse. It is a pity that an extra socket isn't provided on the back panel to plug in a second set of paddles. Apart from this slight limitation, I found the Samson ETM-5C an excellent product.

#### Samson ETM-8C memory keyer

Samson also produce a memory keyer in the form of the ETM-8C. Unfortunately this was not available for review, so only a brief description will be given. The ETM-8C has a similar front panel and general features to the ETM-5C, the only difference being the addition of eight switchable memories. Apart from the two front panel controls for setting the keying speed, dot to dash ratio and the built-in paddles, the ETM-8C has eight high quality push-button switches on top of the case. To one side of these switches are three small slide switches, one of which controls the dot/dash memory. The other two affect the characteristics of the memories.

The unit contains fourteen C-MOS ICs, one C-MOS RAM chip and three transistors. All components including the paddles are mounted on a single double-sided PCB and all ICs are plugged into high quality sockets. The C-MOS RAM has a capacity of 4096 bits and is organised into eight 512 bit locations, each able to hold about fifty Morse characters. The memories can be programmed and played back as often as you like, and all data is retained when the keyer is not in use. Seven memories can be recalled from the keypad and the eighth may be operated by an external switch for remote control.

The keyer can be set in 'repeat' mode where up to fifty characters are repeated in an endless loop with an automatic delay between each call. This means that one memory can be programmed to call CQ or perhaps CQ contest with a pause after each call to listen for any replies. The rest of the memories can be programmed with other data such as name, QTH, rig information etc, and each can then be played in turn. Memory recall operation is indicated by an LED. The ETM-8C can also be used for meteor scatter operation with a working speed

of 200wpm. This speed can be achieved by changing the value of one resistor.

Power consumption is very low and when on stand-by it only draws  $1\mu\text{A}$  from the four AA size batteries. Key down is approximately 20mA for relay keying and 3mA for transistor keying, with an additional 6mA during memory operation. Frank Watts informs me that his original alkaline batteries are still going strong after more than three years of daily operation, including a number of CW contests. The size of the unit is 45 x 113 x 160mm and weighs 800g (without batteries).

#### Value for money

There is no doubt that commercial keyers do not come cheaply. A recent price list shows that anything between £50.00 and about £235.00 can be spent and in some cases that does not include the paddles. The Samson ETM-1C at £34.00 (plus £1.25 p&p and insurance) is the least expensive of the range, but you will have to buy a set of paddles to get it up and running. A set of Bencher paddles will cost around £67.00, bringing the total cost to £101.00. However, if you purchase the twin paddle kit sold by G5BM the cost drops to £72.00. These paddles are certainly excellent value for money.

On the other hand, you may consider purchasing a keyer with the paddle already built in. Again, checking a recent price list the cheapest I could find was £134.00, making the ETM-5C very good value for money at £85.00 (plus £2.50 p&p and insurance). If you are purchasing an electronic keyer for the first time and you do not already own a set of paddles, then I would look no further than the ETM-5C. This unit is everything you will ever need in an electronic keyer (apart from memories); it has an excellent set of paddles and a superb keyer unit, all housed in a single box. It is a beautiful piece of equipment and is highly recommended.

The next step up is a memory keyer, and although I did not review this model I see no reason why it should not reach the high standards set by the other two models in the range. The cheapest memory keyer I found was £95.00, but this needed a set of paddles; the ETM-8C includes memories and paddles and sells for a very reasonable £139.00 (plus £2.50 p&p and insurance).

Special versions of the ETM-5C and ETM-8C are available with a heavy-duty changeover relay. These are for use with the older types of marine transmitters and separate receivers and give the facility of receiver muting when transmitting, the relay rating being 500V at a maximum current of 1.5A. These models are the ETM-5CS and ETM-8CS. For more information and prices contact Frank Watts.

The Samson range of keyers is available from Frank H Watts G5BM, Woodland View, Birches Lane, Newent, Gloucestershire GL18 1DN. If you are writing for more information then please enclose an SAE for a reply.

I would like to take this opportunity to thank Frank Watts for all his help and for the loan of the two keyers for this review.

# The World of D | A | T | A BY DON FIELD G3XTT

This month I promised to cover some of the basics of packet operation. After all, once you have accumulated all the gear which I have described over the last couple of months you will want to get started, and yet the process is not entirely self-evident.

## Making the connections

The first job is to connect all the equipment together as described, all being well, in the manual that comes with your TNC. The connections to the radio should be simple enough. One connection goes to the microphone input. This carries the audio tone to modulate the transmitter, and the PTT line to control the transmit/receive switching. The second connection will normally be to the external speaker connection, to take received audio to the TNC. In some cases your radio will have alternative inputs and outputs for phone-patch or even specifically for data which you can use. These are advantageous in that you don't have to disconnect the TNC leads and reconnect the microphone every time you stop using packet and go back to using the radio for phone operation. Take care to use shielded leads to avoid RF pick-up. If the worst comes to the worst, you may need to decouple the leads with ferrite beads.

The computer connection will normally be via an RS232 lead. Although RS232 is supposedly a 'standard', like most standards it is anything but, so if you have problems in this area it is worth checking the individual pin connections in detail. Many TNCs are supplied with a suitable RS232 lead.

Probably the only other connection needed to your TNC will be for power. Make sure you are using a power supply which is up to the job.

Connecting up the hardware is the easy bit! Now you need to set up the computer, the TNC and the radio to function correctly. At the computer you will need to set the terminal baud rate, parity, stop bits and word length to whatever is required by the TNC. How you set these will depend on the terminal program (for example, PROCOMM or YAPP) that you are using.

As far as the TNC itself is concerned, there are lots of parameters that you can change to optimise its operation, but at this stage the best thing is to leave most

of them alone and rely on the default options which will probably be suitable to get you started. However, there are a few things which you will want to do before making your first venture on to the airwaves.

Firstly, you *must* use the **MYCALL** command to tell the TNC your callsign. This is the one crucial step. Beyond it, you might want to set up a beacon function, which will enable your TNC to send out a 'broadcast' packet (ie, not addressed to any specific station) at intervals which you can predetermine. This lets other users know that your station is active, and can contain a short message such as 'G3XTT, QTH Henley, Digipeater Active'. However, such beacon messages should be used sparingly. In the early days of packet radio they were useful as a way for people to know who was around. Nowadays they just clutter up already busy channels.

Another message you can program is that which will be sent to anyone who connects to your TNC. Another option you may want to exercise is whether to have your digipeater facility on or off (all TNCs can act as digipeaters, which means other users can use your station as a packet repeater without affecting your own activities in any way).

It is probably best not to alter any other parameters at this stage. The ones you are most likely to want to alter if you experience difficulties are the **TXDELAY** and **AXDELAY**. **TXDELAY** is important because it determines the time between when the PTT line is closed and a packet is sent. Too short and the Tx/Rx relay in your rig won't have operated and the packet will be corrupted. Too long and you are taking up valuable time on the channel putting out a carrier with no information. **AXDELAY** adds to the **TXDELAY** and may be needed if the distant receiver has slow squelch release and is therefore missing the beginning of packets.

Another parameter to watch is **RETRY**, the number of retries your TNC will attempt before disconnecting. Set this too high and you will end up causing lots of congestion. Too low on an already busy channel and you will keep getting cut off because inevitably under such circumstances a lot of your transmissions will 'collide' with others and fail to get through. The default is ten.

Finally, let me mention **PACLEN**, the number of bytes of data that can be sent in one packet. The default is 128, but it is safest to amend this to eighty. The reason for this is that most displays are eighty characters wide and, in some instances, those characters beyond the eightieth can be lost rather than being displayed on the following line.

As far as the various other TNC parameters are concerned, leave these until later. All of them fall into one of three categories. First there are the Terminal Parameters, dealing with the link between the TNC and the computer. You may need to alter these if you have problems with the link in terms of speed, duplication of characters on the screen, unwanted carriage returns, etc. Then there are the Radio Parameters, telling the TNC about the radio and the network to which it is connected. These include **TXDELAY** and **AXDELAY**. Finally there are the Operational Parameters which allow you to configure the TNC to suit your own operating preferences. These include **RETRY**, **DIGIPEAT (ON/OFF)** and many more.

## The radio

Having set up the computer and TNC we come to the radio. The main thing here is to ensure that the receive and transmit levels are suitable so that you don't overmodulate the transmitter and so that you have enough but not too much receive audio for the TNC. The TNC manual should give you advice on getting these settings right.

Having gone through all these steps the big moment has come! Tune your radio to a suitable packet frequency and see what you can copy. The frequency on VHF that is used most is 144.650MHz, and this is where you will find all the currently licensed 2m bulletin boards. Because this channel is highly congested with bulletin board traffic (and also much of the networked traffic via NET/ROM, etc), users are encouraged to use 144.675 or 144.625 for direct QSOs, and you will find an increasing amount of activity on these frequencies. Tune to one of these channels and monitor what is going on.

This is where I need to mention one invaluable TNC feature which I didn't cover above, the **MONITOR** command. Depending on the TNC this is either a toggle command (ON/OFF) or it allows



you several different options ranging from displaying packets sent to you, to displaying various specified categories of packets, right through to displaying everything that is carried on the channel. By monitoring activity you will be able to tell whether your system is working correctly (at least in the receive mode), as well as seeing who is active in your area and which bulletin boards (mailboxes) are within range.

Before responding to the urge to connect to a bulletin board, I would recommend trying out a direct QSO, preferably by prior arrangement with a local who has some experience of packet and can help you out if problems arise. Another possibility, if you see from monitoring the channel that someone close has his digipeater active, is to connect to yourself via the digipeater. Yes, this really is possible with packet where it would be a nonsense in the context of phone operation.

### Modes of operation

I should say at this point that a TNC has two main modes of operation, Command Mode and Converse Mode. There is a third, Transparent Mode, often used for sending computer programs which may include character combinations which would affect the operation of the TNC when in Converse Mode.

When you first switch it on the TNC will be in Command Mode and will prompt you with **cmd:** (unless you are using a specialist terminal driver such as PC PAKRATT which hides all of this from you and allows you to use the function keys on the PC to issue commands directly). To connect to my station you would type **C G3XTT** followed by a carriage return. Once the connection had been made, the TNC would automatically go into Converse Mode, and from then on anything you typed would appear on my screen, and vice versa. If you were, say, G9ZZZ, and wanted to connect to yourself via my digipeater, you would issue the command **C G9ZZZ VIA G3XTT**, again followed as always by a carriage return. The TNC will forward helpful information to the screen as the contact progresses. For example, if you failed to connect to my station you would get one or other of the following displays:

```
***retry count exceeded
***DISCONNECTED
```

or:

```
***G3XTT busy
***DISCONNECTED
```

However, if all was well you would get the message:

```
***CONNECTED to G3XTT
```

At the end of the contact one of the participants will need to issue a disconnect command. To do this you need to get back into Command Mode which is normally done by typing <CTRL-C>. The cmd: prompt should reappear. You can then issue the command **D G3XTT** and the following message will appear on your screen:

```
***DISCONNECTED
```

When you are in QSO on packet the normal convention of passing transmission back and forth is unnecessary. In effect, packet gives you duplex opera-

tion. However, depending on the terminal software you are using, what you type may be mixed up on the screen with the incoming text from the other station. The convention, in this case, is that when you are ready for the other station to type something, you end what you have been typing with >>>.

Incidentally, as of version 1.1.4 of the TNC2 software, a TNC2 or full clone has 115 commands in all, but you won't need to learn them all. Some you will have used in setting up the TNC in the first place and may never need again. For example, when you set up MYCALL, you would have done so by typing **MYCALL G9ZZZ** or just **MY G9ZZZ** (most commands can be abbreviated) at the cmd: prompt.

Having convinced yourself that everything is working well, you will undoubtedly want to announce yourself to your local mailbox system, possibly leaving a message for all users on that mailbox that you are now active on packet, so that they can start to leave messages there for you. UK mailbox (BBS) systems have GB7 callsigns and most are based on software written by W0RLI or WA7MBL. Those that are not still operate in very much the same way.

Joe Kasser G3ZCZ described BBS operation in *Amateur Radio* in the June and July issues last year, so I won't go into much detail here. To connect to a BBS is just the same as connecting to any other station, but you will then be prompted by the BBS with a menu of commands which allows you to (L)ist the messages on the mailbox, to (R)ead messages, to (S)end messages, and much more. The (H)elp command may well turn out to be the most useful the first time you log on.

One nice feature of BBS is that the first time you log on you will be asked to enter your name and, subsequently, you will always get a personal greeting. You will also be told if you have personal mail waiting for you. As well as carrying the plethora of mail traffic which circulates around the country, many BBSs hold a selection of other interesting information and computer programs which you can (D)ownload after asking to see (W)hat is there.

The letters in brackets refer to the commands that you would enter. There are other BBS commands that I haven't mentioned here, but they will become obvious as you get to know your local BBS. The SYSOP (System Operator) will also be happy to help you. These folk put a lot of time and effort into running their mailboxes, so they want you to get the most out of using the system.

### News

Dick G7BHG sent me a message via packet to say that he uses a homebrew TNC and would welcome information in this column about homebrew equipment for the data modes. I would be happy to pass on tips in these pages from other readers who have 'rolled their own', though I suspect that with the rapidly falling prices of commercial TNCs, most packeteers are using an off-the-shelf product of some sort.

Talking about off-the-shelf products, in addition to the various TNCs I have listed in the last couple of months the Digital Radio Systems PO\*Packet Adaptor has recently been getting a very good press in the USA. The PCPA plugs into an extension slot in an IBM PC (or clone) and provides two packet radio channels (or ports) that operate independently.

With the Type 1 PCPA, one port includes a 1200 baud modem for VHF while the second has an RS232 output to which an external modem can be connected. With the Type 2, each port has a 1200 baud modem. Software to drive the PCPA comes on disc, which makes it easy to add future upgrades. Various versions are already available, including one which uses the newly developed WA8DED command set.

I have seen AMDAT advertising these DRSI PC\*Packet Adaptors and no doubt other UK suppliers will follow. Incidentally, I noted in one US publication that one benefit of the DRSI product is that, by running two of them in one PC, four frequencies can be supported from a single network node.

I mentioned the WA8DED software above. WA8DED started out believing that, while the normal TNC2 command set is designed to be meaningful to human users, it is not ideal for interpretation by a computer! His amended command set includes a 'host mode' (similar to that already found on some proprietary TNCs such as the PK232) which allows the computer to have full control of the TNC (helpful in automatic operation such as a mailbox). The host mode ensures that the computer can track what the TNC is doing at all times, which makes it easier for the computer to control TNC-to-host communication.

The WA8DED software will be made available through the Tucson Amateur Packet Radio (TAPR) group in the USA and will no doubt find its way to the UK in due course.

The ROSE (RATS Open Systems Environment) X25 networking software has now been released and can be obtained in the UK by downloading file ROSE.ZIP from 01-547 1479.

Now to a different subject. The satellite people have recently been getting upset, and rightly so, at finding packet activity on 145.825MHz, which falls inside the satellite sub-band. There is no reason for this. I mentioned earlier those frequencies on 2m which are used for packet activity and, with the exception of 144.650, they are relatively underused so there should be no compelling reason to operate elsewhere in the band.

Finally, on the hi-tech front, G1NTX reports considerable success in using high bit rate telephony modems to send data at 9600bps over a standard FM channel. The potential savings in transmission time (resulting in reduced channel congestion) are considerable. G3RUH 9600bps modems are also now available ready-assembled from AMDAT.

That's about it for this time. Please send any news on amateur datacomms via the editorial office, direct to my callbook address, or via GB7WOK.

# NEVADA

HIGH QUALITY BRITISH MADE PRODUCTS

NEW TM 1000 2kw All Band ATU



Our unique wide band roller coaster enables effortless matching of G5RV, LW Vertical and Coax fed antennas with this unit

Standard model .....£168  
For balanced feed .....£199  
Fitted with 2kw Balun  
TM1000 Kit complete.....£138  
(Less 2kw Balun)

(Add £5 carriage for all versions)

BUILD YOUR OWN HIGH POWER ATU WITH OUR RANGE OF ATU COMPONENTS



Roller Coaster 2kw 30µH ..... £28  
Var Cap 250pF 1kw ..... £19.95  
Var Cap 250 + 250pF 1kw ..... £28  
Turns Counter (For Roller Coaster) £14.95  
Empty ATU Case ..... £26  
2kw Balun Assembly ..... £28

WE ARE THE UK SCANNER SPECIALISTS

NEW MODELS - JUST ARRIVED!

STANDARD AX700 - (50 - 904 MHz)  
With Panoramic Display (inc PSU) ..... £595  
AOR 3000 (100 KHz - 2.2 GHz)  
New Base Receiver ..... £795

HANDHELD SCANNERS

Black Jaguar MkIII ..... £199  
Bearcat 200XLT (W/900 MHz) ..... £229  
Bearcat 100XLT ..... £199  
AOR 900 (W/900 MHz) ..... £235

BASE/MOBILE SCANNERS

Bearcat 950 XLT (W/900 MHz) ..... £249  
Bearcat 800 XLT (W/900 MHz) ..... £229  
Bearcat 175 XLT ..... £169\*\*  
AOR 2002 ..... £487  
Cobra SR925 Base RX ..... £149



REMOTE ANTENNA SWITCH

(For masthead mounting)  
Freq DC - 1.2 GHz  
Power 300W P.E.P.  
Insertion Loss 0.19 dB at 900 MHz  
Connectors Green Par 'N' Type

£49.95

ALLOWS SELECTION OF 2 ANTENNAS FROM 1 COAX FEEDER

DISCONE ANTENNAS - New British Made Antennas

Nevada WB1300 (25-1300 MHz)  
Wideband Top of the range  
stainless steel ..... £59.95

Nevada Discone  
(50-700 MHz)  
High Quality  
8 Element  
£24.00

Nevada PA15  
Base Antenna 100-960 MHz.  
A new Colinear Ant with over  
9dB gain at 900 MHz ..... £49.95  
(+£4.60 P&P)



USE YOUR CREDIT CARD FOR IMMEDIATE DESPATCH

**HOTLINE (0705) 662145**

NEVADA COMMUNICATIONS  
189 London Road, North End,  
Portsmouth PO2 9AE. Fax: (0705) 690626

QRP KITS at QRP PRICES!

BUILD THE 'CARLTON'  
SSB/CW RECEIVER KIT  
FOR JUST £63.00 COMPLETE!  
INCL P.P



★ 3 bands: 80/40/20m  
★ Direct conversion  
★ Full, clear instructions  
★ Needs only a 12V power supply,  
standard 8 OHM 'phones/LS and an aerial!

REMEMBER! OUR KITS ARE COMPLETE IN EVERY DETAIL! OTHER  
KITS IN THE 'QRP' RANGE INCLUDE: TRANSCEIVERS, ATU'S, SWR  
METER, FILTERS etc. PLUS A READY-BUILT POWER SUPPLY.

For full details, SAE please to:


**LAKE ELECTRONICS**

7 Middleton Close, Nuthall, Nottingham NG16 1BX  
Or ring Alan, G4DVW on (0602) 382509

Callers by appointment only

TO ADVERTISE IN  
*Amateur*  
**RADIO**  
TELEPHONE MARIA  
ON 0277 219876

*Amateur*  
**RADIO**



— the monthly  
magazine for all  
two-way radio  
enthusiasts

**AVOID DISAPPOINTMENT**

Place a regular order with  
your newsagent

**NEWSAGENT ORDER FORM**

To (name of newsagent) .....

Please order a copy of *Amateur Radio* for me every month

NAME .....

ADDRESS .....

POSTCODE .....

Newtrade distributors: SM Distribution, 16-18 Trinity Gardens,  
London SW9 8DX. (Tel: 01-274 8611)



# PROJECT BOOK

by Martin Williams

One request that comes in fairly regularly is for a computer program that will calculate world-wide distances from Maidenhead locators. These programs have been around for years, but each new generation of amateur seems to have difficulty in finding them. Perhaps this is because many of these locators are 'machine specific' for such things as Oric and Dragon computers, which are no longer readily available.

## Portability

The program shown in the Table is specifically for the Amstrad and other IBM clones, although it is easily rewritten to suit other machines. To get this portability, programming techniques were used which will make many so-called professional programmers feel rather poorly. Some machines already have PI as a reserved variable, in which case line thirty can be omitted. The program assumes a display of eighty character-width with twenty-five lines of text. The 'LOCATE' statement (x,y) indicates the line and position where something will be printed. Do not forget to put your own locator in upper case (into line 110). The routine starting at line 380 can be used in many other programs. It simply takes your input (UC\$), in whatever case you entered it and sends it back in upper case.

## Programs

I have a large collection of surplus amateur radio-related programs available. If you want more information, please send me a large SAE via the editorial office.

## The Program

```
10 cls:rem For IBM or Amstrad clones
20 locate 10,18
30 print "Calculates distances from Maidenhead locators."
40 PI=3.14159
50 P=PI/180
60 A=4000.9
70 F=(a*10)/(2*PI)
80 locate 12,25:Print "Use your own locator..Y / N..?.."
90 a$=inkey$: if a$= " " then 80
100 if a$= "N" or a$= "n" then 140
110 if a$= "Y" or a$= "y" then 120 else 80
120 e$= "?????":locate 12,59:Print E$;goto 150
130 rem: Enter your own locator in upper case in line 120
140 locate 12,25:input "Enter the first locator.....?..";e$
150 uc$=e$:gosub 380:f$=uc$
160 gosub 290
170 le=lf:be=bf
180 locate 14,25:input "Enter the distant locator...?..";f$
190 uc$=f$:gosub 380:f$=uc$:gosub 290
200 ga=lf-le
210 b=bf-be
220 n=sin(be)*sin(bf)+cos(be)*cos(bf)*cos(ga)
230 dx=int((-atn(n/sqr(1-n*n))+pi/2)*f+.5)
240 locate 16,25:print "The distance is "dx" Kms".
250 locate 19,25:Print "Enter R to rerun or E to end."
260 locate 19,56:a$=inkey$
270 if a$= "R" or a$= "r" then run
280 if a$= "E" or a$= "e" then 450
290 For n=1 to 6
300 t$(n)=mid$(f$,n,1)
310 next n
320 lf=(asc(t$(1))-65)*20-180+val(t$(3))*2+(asc(t$(5))-65)/12+1.24
330 bf=(asc(t$(2))-65)*10-90+val(t$(4))+ (asc(t$(6))-65)/24+1/48
340 lf=lf*p
350 bf=bf*p
360 return
370 rem
380 rem: UPPER CASE CONVERSION ROUTINE.
390 for x=1 to len(uc$)
400 if asc(mid$(uc$,x,1))<97 then 430
410 cd=asc(mid$(uc$,x,1))-32
420 uc$=left$(uc$,x-1)+chr$(cd)=mid$(ucs,x+1,255)
430 next x
440 return
450 end
```

**NEXT MONTH**

Amateur  
**RADIO**

■ Steven Goodier G4KUB  
and John Goodier G4KUC  
review the Kenwood RC-10  
Remote Controller

**Don't miss  
the July issue  
on sale 29 June**

# SECOND-HAND

by HUGH ALLISON G3XSE

## Morse Reader MBA RC

I really don't know why I bought one of these. Perhaps because it was cheap. They normally sell for £65.00 and when I was offered it for £50.00... well, I'm a sucker for a bargain. Although I've never been turned on by RTTY, which this machine also does, I was most interested in firing up the Morse reader facility.

Does it work? Yes, very well. Much better at decoding than any 'computer plus program' that I have. There is one extra unexpected little bonus as well; RF-wise it's very quiet. I suppose being designed to work next to the rig in a shack, the designers actually bothered to suppress it properly. Apart from one dirty great splurge at 1850kHz, + or - 10kHz, nothing. If you've ever run a ZX81 up in the shack you will appreciate how 'quiet' this machine is.

Now I'm probably your average class A Morse reader. I can write down CW up to about 30wpm and read it in my head up to 40wpm, depending on hangover, sending fist, QRM, etc. Well, for some strange reason I was reading the handbook blurb (a first!) and it said something along the lines of 'an experienced CW operator will soon find that watching the display and reading the Morse in his head will result in an increase in his reading speed'. It's right too. The box can be set up to indicate the speed of the Morse it is reading, and after only twenty minutes I'd gone from 40 to 45wpm. Morse readers are not only for those who cannot read Morse!

## BFOs... again

It's not often I row with a reader. He wrote in asking what IF his receiver was, since he wished to build a BFO for it. I was happy to oblige, but asked him why he wanted to build one when there was already one built in. He wrote back to say there wasn't. Now I'd used an example of his receiver with its mating CW transmitter ten years ago and was sure it did have one, but he was adamant. At the excellent 'held on a Saturday' Rainham rally (how do they get so many traders to sell such bargains?) in comes a trader with one of these receivers under his arm. Sure enough, no BFO on/off switch. I was wrong. I turn it over. On the back panel is a small switch marked 'code on'. It's the BFO switch. I was right! What a stupid place to put a switch...

## Eddystone 770U

These things usually change hands for between £50.00 and £70.00, depending on condition. Hence I was very attracted to a really pristine example for £25.00 at the Rainham rally. The seller was honest and told me that the drive cord had snapped. A gentle wiggle of the tuning control and I knew what was really wrong. If the

pointer tries to move in both directions then it isn't the drive cord, it's the glass over the tuning display pushing against the pointer mechanism. It only has to go back a fraction, almost an unnoticeable amount, to cause chaos. Four small clips hold the glass, and if whacked the glass moves back in the clips about an eighth of an inch and jams everything up.

Now, these receivers, and many like them from the Eddystone stable, are substantially built. Getting into the glass clips involves much mechanical disassembly. It's roughly akin to moving the Blackpool Tower a foot to the right. The first example I repaired took me four hours. Now I can do it in half an hour with the assistance of a friend.

Note, and note well. Never, ever, stand any Eddystone on its back because the speaker terminals will snap. Right. Cover off, knobs off, handles off. Sounds easy, huh? Now the hard bit. There are two TV type Belling Lee sockets on the front panel, and you can't undo them 'cos the heads of the screws are under a decorative trim. It's not easy to unsolder the coax to them either, hence your assistant. He or she holds the front panel, still attached by two coax cables, while you work on the glass and eventually swing the whole front assembly out. Incidentally, the clips that secure the glass should have little rubber buffers on them. If they have rotted through, an eighth of an inch of sleeving will do as a replacement for each one.

Time to put it back together. Lots of bits, aren't there? I prefer to do everything up finger tight then, when certain of a good fit, do it all up with pliers and screwdrivers, etc.

One final point. The 'waveband' that you have it switched to is indicated by green lights. These are not LEDs but real bulbs behind plastic. They are a standard size but, helpfully, not marked. They are 6V.

## Scopes... again

In a blinding flash of stupidity I bought an old but transistorised non-working oscilloscope in a car boot sale at a rally. Well, a fiver seemed fair and it was light enough for the wife to carry back for me.

Next day, out on the bench. Someone had 'been at it' in grand style. Busted off wires, dry joints and burnt through cableforms. As there was a distinct lack of circuit diagrams it was obvious that I had an interesting hour or two coming up. Ten minutes were spent in tidying, then voltting it up. No EHT, duff transistor in inverter. As usual there's something suitable lying among the dross covering the bench top. Not only is there now a healthy whistle but a pin helpfully labelled '+90V' sets up a treat with a wiggle of the 'set HT' pot.

No dot up front. This is bad news. I've said it before and I'll say it again; the golden rule when repairing 'scopes is to get a dot. Off with the deflection connectors to the tube, still no action. The bad news is getting worse.

So, we've got volts across the tube (did I mention it's anode +1.5kV, cathode -1.5kV?), there's a red glow up the narrow end and nothing on the big end. Of course, I've got no connection details of the tube pin-outs and I've also got visions of a wasted fiver, probably no emission from the cathode, viz a worn-out tube. There is, of course, a possibility of the thing being cut off, ie, grid stuck well negative of the cathode. (This isn't an impossible situation, by the way, 'cos it's precisely what happens during flyback blanking). There's only one solution, haul the tube out and look through the glass to see which pin is going where. I'm just undoing the clamping screws when up comes an elderly engineer, enquiring what I'm doing. He suggests checking if the anode is taking current. Brilliant.

Obviously you must take care with 1.5kV; but in this case there's no problem and there's soon an AVO in there on the 1mA range. Wiggle the brilliance control and the current varies from nothing to 50µA.

Now I am well out of my depth. Volts, current, but no dot? Elderly engineer is enjoying my discomfort (oh, all right, ignorance). He obviously knows what's wrong, but it is going to cost me a cup of coffee to find out. I give in and pay up (rotten 'scope now costing me £5.05) whereupon he produces a magnet from his pocket and holds it about an inch from the middle of the tube (in its mu-metal shield) and goes round the circumference of it. Voilà, in one position there's a dot. Something within is magnetised.

In with a degaussing coil from an old colour telly and a variac, and demagnetise it all. On with deflection connectors and a healthy 'scope. I'm well pleased.

This is not the end of the story, however. It was noted by everyone present that the said 'scope would run on either 12V or mains. One engineer promptly wanted to use it to look at the electronic ignition in his car. I said, of course he could borrow it.

Unfortunately the 'scope is so old that it's positive earth. Apparently it got quite exciting when he connected it all up. No sweat when he connected 'scope to car battery (it was probably insulated by its rubber feet), but all hell broke loose when he earthed the 'scope probe...

## TV cameras

It's the day before a fast scan TV contest. A local amateur, with whom I



have had two-way TV contacts, has run up his station to check all is well. It isn't. Absolutely nothing out of the camera except syncs. This device is probably ten years old and about the size (and weight) of a breeze block. Basically the thing is in three bits, all bolted together to make the one unit. Bottom is the camera proper, middle is the talkback unit (totally useless) and top a useful little monitor. The only action was a blank raster on the said monitor.

Lens off, in with an AVO on to the videcon connector. Nothing. The high value resistor in series with the target (2.2 mΩ in this case) was open circuit, as per the epidemic I reported a few months back. We replace it and there is video coming out. The shack monitor shows an excellent, well-defined picture, but on the built-in monitor, nothing.

A wander round the monitor with a 'scope probe shows video coming in but ending at a pin of an IC. This is obviously a sync separator and low level video amplifier chip, but, naturally, there are no circuits. There are volts on to the chip but no outputs, so the last rites are passed. My friend is not too bothered; at least the camera works, though without the monitor working it's going to be a bit inconvenient using it in the garden (when recording his kids at play). A few quick telephone calls reveal that the said chip is obsolete.

As we were putting the covers back on a strange thing happened; inspiration struck. Covers back off. Linking the

video through the chip (ie bypassing it with a 1μF capacitor) produced an unlocked picture. Turning the contrast control up to full, rather than halfway where it used to sit, produced a well contrasted image. How to lock it? Well, the camera proper, the bottom bit, had an external 'sync in' socket on it. A 100pFs from there to the line oscillator in the monitor, plus 4,700pFs to the frame, locked the camera to the monitor. Sure it was a bodge, but it worked.

Incidentally, I'm often asked what these older, larger black and white cameras are worth. Quite honestly the bulk of the value can often be in the lens. One in good condition five or ten years ago was worth about £55.00. Nowadays £25.00 to £35.00 is about the mark. No lens, halve it.

#### Cassette player motors

This comes under the 'you know a bit about radio, so you can fix my xxxxx'. xxxxx can equal anything from hair-dryers to mainframe computers. Lately I've been plagued by dead cassette players. Home, stereo, separates for the use of. Severe lack of anything at all going round. Now comes the best clue of the lot. Give the flywheel a nudge. If it all bursts into life and seems hunky-dory, you have an open circuit armature winding. As a final check, turn it on and off about ten times. Note the number of times the thing starts up and runs of its own accord and the number of times it needs 'bump starting'.

Most cassette motors have three windings, so one open circuit winding equals 33% requirements to bump start. I've had two open circuits occasionally (equals 66% bump starts).

Rip out the motor. Take great care to note which size drive belt (rubber band to you and me) goes where. There are often three, all of different sizes. If you get stuck the big flat one is normally the flywheel drive, the longest, tape counter and the smallest, clutch. Note normally! Also make sure you know which bit of the motor pulley drives which belt. You may have to remove the pulley, they are simply a tight fit on to the motor shaft. Note where it 'sits'.

Now take the motor to bits. Very often there is a motor within what looks like a motor casing. This is there to reduce vibration and/or to house the electronic speed control, if fitted. The way to open it up is to bend back the lips with either a jeweller's screwdriver or a small pair of pliers.

Armature out, worry it with an AVO. Locate open circuit winding and then reflow the joints with a hot soldering iron for about five seconds. I'll bet it now checks out and, when reassembled, it's going to work. The problem is that the windings are wound with self-fluxing wire but are not soldered to the commutator properly.

Put it this way. A new motor is going to cost £10.00 to £15.00, and may take six weeks to arrive. A DIY repair is going to cost an hour's work. Worth a try.

**Prices below normal trade. Some 1/10 quantity rate. Send 19p SAE or label for free catalogue. (OVERSEAS 2 REPLY COUPONS)**

*Millions of components: thousands of different lines*

Rechargeable Nickel Cadmium batteries (ex unused equipment) AA(HP7) 1.25 volt 500 mA..... Set of four £2  
ITT Mercury Wetted relay 20-60 VDC Coil. SPCo, 2A..... 79p. 10-£5  
LED illuminates Red, Green or Yellow depending upon polarity/current. 5 x 2 1/2mm Face

.....25p or 100 for £23 or 1000 for £200  
10,000 Resistors. 1/2 to 2 watt. 1Ω to 22meg. 1/2% to 10% NOT a jumbled mass, but ready sorted into values

..... £25 collected £29 Mail Order

5mm Red Flashing LED..... 25p or 10 for £2.25

Watch/Calculator/Lighter etc Mercury Batteries Made by Ray-O-VAC 10 mixed popular sizes.....£1.50, 50 for £5.00

IN4004 or IN4006 Diodes..... 300 for £6.50

KBS005/01/02 3 amp 50V 100V 200V/bridge rectifiers, 35p/36p/40p. 10 off £3.20/£3.40/£3.70. 100 off £30/£31/£34

Plessey SL403 3 Watt amp, From Bankrupt source, hence sold as untested.....4 for 60p or 10 for £1.20p

5mm LED, clear, lighting hyperbright (600mcd), red up to 200 times brighter (gives beam of light)..... 25p, 100/£20, 1000/£150

Mullard 5mm LED, 40 red, 30 green, 30 yellow = 100 mixed.....£7

'HARVI' Hardware packs (nuts-bolts-screws-self tappers, etc) marked 35p retail, 100 mixed packs for £11.

Modern silver/black/aluminium, etc knobs 50 mixed, £6 (sent as 10 sets of 4 + 5 sets of 2 - 15 different type/sizes).

**SEND PAYMENT PLUS 19p SAE**

Postal orders/cash - prompt dispatch.

Cheques require 15 days from banking to clear.

**Cheques drawn on Barclay's Bank not accepted.**

**Prices you would not believe before inflation!**

**BRIAN J REED**

**TRADE COMPONENTS, ESTABLISHED 32 YEARS**  
**161 ST JOHNS HILL, CLAPHAM JUNCTION**  
**LONDON SW11 1TQ.**

Open 11am till 6.30pm Tues to Sat. Telephone 01-223 5016

## A WORLD OF OPPORTUNITY FOR RADIO OFFICERS

We offer a secure and rewarding shore-based career in the forefront of modern telecommunications technology. Thirty weeks special training (plus 6 weeks for non-typists) will prepare you to undertake a wide range of specialist duties as a RADIO OFFICER covering the complete communication spectrum from DC to light.

To qualify **you need** to hold or hope to attain:

an MRGC or

BTEC HNC in a Telecommunications subject with the ability to read morse at 20 wpm.

City and Guilds 7777 at advanced level, incorporating morse transcription skills, would be advantageous.

Anyone without the above qualifications who has 2 years radio operating experience will also be considered.

Age - preferably under 45 years.

**We offer you:**

Comprehensive Training; Good Career Prospects;

Opportunities for transfers within UK and Overseas;

Generous Leave Allowances and a Non-contributory Pension Scheme; Job Security;

Attractive Salaries - and much more.

Salary (Reviewed Annually) - As a Radio

Officer after training: £11,568 rising to £17,057

pa in 5 annual increments. (includes shift and weekend working allowance)

CIVIL SERVICE IS AN EQUAL OPPORTUNITY

EMPLOYER.

For more information and application form write

or telephone:



**GCHQ**

THE RECRUITMENT OFFICE, GCHQ, ROOM A1108  
PRIORS ROAD, CHELTENHAM, GLOS GL52 5AJ  
OR TELEPHONE 02242 232912 3

# TODAY'S TECHNOLOGY

by Ian Poole G3YWX

Modern technology is advancing at a tremendous rate and it is having a marked effect on everyday life. Things that were unheard of a few years ago are now commonplace. Probably the best example of this is the personal computer which is found in most offices and in many homes.

Amateur radio has also been affected in a similar way. For example, thirty years ago valve technology was in an almost unassailable position. Now valves are virtually unheard of. This change came about with the introduction of the transistor which enabled equipment to be made smaller, cheaper and more reliable. Then integrated circuits were introduced, allowing further cost reduction and miniaturisation.

The aim of this series is to outline some of these developments and show what is happening in the radio world today. Some of the ideas will be far reaching, while others will be limited to radio interests. There will also be a few suggestions for experimentation as well.

## Valve comeback

Rumours are hitting the electronics industry about the possibility of the trusty valve making a comeback. Industry magazines like **Electronics and Wireless World** and **Electronics News**, have been buzzing with talk about its return.

These new valves have been made possible after a lot of development work in the USA and the United Kingdom over the past few years. As a result, it is likely that in the foreseeable future viable devices will be available.

Unlike their predecessors, these new valves are minute and can be placed on to a silicon chip. This is possible because they rely on field emitting cold cathodes with the result that heaters are no longer required.

The cathodes consist of a silicon cone sited in a 'hole' or 'valley' on a silicon substrate. The tip of the cone has a diameter of a couple of microns and is coated with metal. This greatly increases overall performance and, in particular, gives much higher current densities. The coating has until now been one of the major difficulties, but since this problem has been solved experimental devices are now in production.

The valve operates by setting up a field between the cathode and the top of the hole where the anode is located. As the device is evacuated and as a potential is applied between the cathode and anode, electrons leave the cathode and flow across to the anode. They can also be controlled in the conventional way by integrating the equivalent of grids on to the device.

The main advantage of these devices for communications purposes is their operating frequency. Minute distances coupled with electron mobility in a vacuum of about sixty times that of gallium arsenide vastly reduces transmit times. In turn this increases the higher maximum usable frequencies. This means that microwave front ends or even transmitter outputs may benefit from these integrated valves.

Another major use for these valves is in displays. Even today's CRT displays have many advantages over liquid crystal displays, since they are brighter and far more flexible to use. Now with the possibility of integrated cold cathode valve displays, the days of the liquid crystal display may be numbered!

## New microwave devices

With the recent launch of Sky TV and all the other satellite broadcast channels, there are likely to be a few spin-offs which will benefit the radio amateur. In fact, new technology is developing all the time to meet the expected demand for satellite TV receivers. This should provide a source of relatively cheap microwave devices.

With this in mind, it is worth mentioning that Hitachi have recently launched four new GaAs devices. They are aimed specifically at the satellite TV market and will operate at frequencies up to 12GHz. The first device is the 2SK1229 HEMT (high electron mobility transistor), then there are two MOSFETs, the 2SK779 and 780. Finally, there is a Schottky barrier diode, the HSE11. As the satellite market is going to be fiercely competitive, it is not likely that these devices will be excessively expensive.

## Loop aeriels

The subject of aeriels always interests radio amateurs. Generally, a large garden and very understanding neighbours are required; unfortunately most amateurs are not lucky enough to have either. This means that aeriels are usually a matter for compromise and any increase in efficiency is eagerly sought.

One type of aerial which is generating a lot of interest at the moment is the loop. It is small and efficient and could be the answer to many a person's dreams.

Usually small aeriels suffer from two major disadvantages. The first is their efficiency. As an aerial is made smaller its radiation resistance falls and any ohmic losses become more significant. Even when thick conductors are used the losses are large. The other drawback is the bandwidth. Again, the bandwidth falls as the physical size of an antenna is reduced. The so-called minibeams have

a much smaller bandwidth than a full-sized beam for example.

The loop antenna overcomes both of these problems (see Fig 1). Firstly, the resistive losses are reduced simply by having a very low resistance loop. Thick copper tubing must be used to keep the resistance down to a few hundredths of an ohm. Fortunately the nature of the aerial means that this sort of construction can be used, whereas with verticals the loading coil introduces a lot of resistance, beams cannot be made too large or heavy and again introduce resistance and losses.

The second disadvantage is overcome by making the loop tunable. This is done by placing a variable capacitor in the loop. However, this means that some form of remote control is needed, but with today's technology it can be done without incurring too much cost.

The basic idea of the loop is that it should have a circumference of between an eighth and a quarter of a wavelength. By doing this the loop only uses the magnetic component of the electromagnetic wave. This has the two-fold effect of it being less influenced by nearby objects or sources of radiation. Accordingly, it is ideal for the town dweller with a small garden. In addition to the overall efficiency of the aerial, it can be hoisted quite high so that it will compare with a dipole in the clear.

Designs and theory for these loops are beginning to appear in amateur radio magazines and I will return to this subject in the future. Also, for anyone interested, Caplo manufacture loop aeriels but in view of their construction and the necessity for remote tuning they are rather more expensive than the standard vertical or dipole. However, they could be the answer to all your aerial problems.

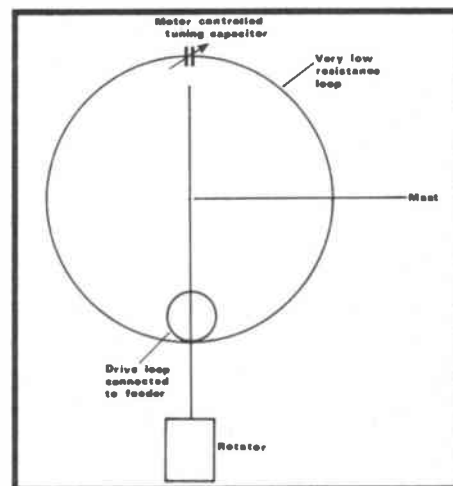



Fig 1: A loop antenna



# THE SEM TRANZMATCH MK3 AERIAL TUNING UNIT

by Ken Michaelson G3RDG




The SEM Tranzmatch Mk3 is quite a small unit measuring 220mm (w) × 104mm (h) × 182mm (d) including the slight overhang at the front. The plated steel case is finished in matt black paint with an anodised aluminium front panel and black lettering. It is equipped with two slow-motion drives with figures marked from '1' to '100' over an 180° arc. In the centre of the front panel is a small knob with three positions: 'direct', 'tuner' and 'load'. The unit supplied for review did not have the optional dummy load built in, so there was a stop on the switch allowing only the direct and tuner positions. However, the unit was fitted with the SEM 'Ezitone', a form of noise bridge. The switch to control this is situated on the right-hand side of the panel. Under the centre knob is a ten-position rotary switch, which taps off the coupling coil to obtain a match.

On the rear panel, which is unpainted, are two SO239 sockets, three screw type terminals and a phono socket for the supply input to the Ezitone. None of these is labelled, and the bottom centre screw type terminal, in spite of being the earth connection, is the same colour red as the other two. All very confusing.

The interior is well-made, with good quality variable capacitors, the one for 'tune' having ceramic end-pieces. The coupling capacitor is mounted using nylon screws and nuts to insulate it from earth. The actual coils are air-spaced, being fed through a previously drilled glass fibre board, and the Ezitone unit is

built on a separate PCB mounted upside down on the base by means of a centre screw.

To operate the Ezitone, the Tranzmatch has to be supplied with an external nominal 12V dc supply which will give 25mA, the centre pin of the phono plug being 12V positive. The Tranzmatch is rated to handle 1000W



maximum and has a matching range of 15 to 5000 ohms balanced or unbalanced.

In use the ATU performed as it should, but it took a little while to make it operate correctly. I found that the Ezitone would only operate on 80 and 40m with my particular set-up, which was a pity. I had to connect up an SWR meter and tune the two knobs and the tap switch manually to

cover the higher frequencies. In my opinion, the tap switch does not have sufficient markings. There is one position for 160m and the other nine positions are simply marked '80-10', leaving the operator to decide where to go. In fact, to take the number of clicks clockwise on the switch from the 160m position, I found that 80m came up on the third click, 40m on the fifth, 20m and 15m on the seventh and 10m on the ninth, with the tune capacitor roughly around the 30 mark throughout. These settings were, of course, on my unusual antenna which is a sort of 80m dipole, fed with 15ft of 300 ohm ribbon from the centre and then coax to the rig. With other and possibly more conventional antennas the settings would obviously be different.

Apart from the usual coax input, the ATU will accept end-fed antennas or balanced twin feeder types. The connections for the three types are hand-drawn at the bottom of the single instruction sheet.

No circuit is provided with the Tranzmatch, so if you lost the instruction sheet it would be difficult to find out what to do. I felt that at a total cost of £174.50 (VAT and carriage included), the Tranzmatch does offer value for money, but if I bought one myself I would certainly pay the extra £9.90 to have the dummy load built in.

My thanks to Waters & Stanton Electronics, 18/20 Main Road, Hockley, Essex, tel: (0702) 206835, for the loan of the ATU for this review.



# MEDIUM WAVE DXING

by Steve Whitt G8KDL

Welcome to the first edition of a new feature in *Amateur Radio* dealing with the world of medium wave DXing. This column is aimed at both the newcomer to this fascinating area of radio listening, and the listener with years of radio experience tucked firmly under his belt.

## What is medium wave DX?

There are thousands of radio amateurs world-wide who probably started their radio careers by casually tuning the short wave broadcast bands. A surprising number who have acquired their 'ticket' still maintain an interest in intercepting non-amateur signals. In addition to this pool of skilled radio listeners, there are many other people around the world who enjoy listening to the broadcast bands in order to stay in touch with news and developments, and to learn of different cultures outside their own country.

Eventually most short wave listeners and radio amateurs using HF radio will have observed that the short wave broadcast bands are dominated by a small number of international broadcasters radiating many high-powered signals. These stations try to plan their broadcasts so that listeners world-wide can hear programmes in their native language at a convenient time of the day.

In complete contrast, the medium wave band, ie, frequencies between 526.5kHz and 1606.5kHz, is full of thousands of local stations situated the world over. Since this band is used primarily for local broadcasting, most listeners would be surprised to learn that it is possible to tune into stations on the other side of the world. Of course, this comes as no surprise to the knowledgeable radio amateur who can regularly communicate over thousands of miles using relatively low power.

Long distance DX on the medium wave band, however, is something of a challenge, particularly if one compares it with amateur top band DX. The two bands share many common factors in the way radio signals behave, but while top band signals rarely exceed a few hundred watts in power, those occupying the medium wave band frequently exceed 50kW. Indeed, there are over 700 stations around the world using power in excess of this figure; unfortunately, the majority are in Europe!

Nevertheless, the medium wave band is an enticing challenge.

## Starting out

Let's take a brief look at what you need to become a medium wave DXer and how to get started. Firstly, it is important to realise that the medium wave DXer can start listening with very cheap and basic equipment; any domestic radio will tune the medium wave band, and it is quite easy to hear between fifty and 100 different stations at night using just an internal aerial. However, it is preferable to use a better-quality domestic radio or a good car radio to get started. With this equipment, stations can be heard from all over Europe and North Africa. If radio conditions are favourable and you listen at the right time, reception of some North American stations should also be possible. In this way you can work the medium wave band before committing yourself to more sophisticated (or expensive) equipment.

Alternatively, if you are a practising short wave listener or amateur radio operator, all you need to get started on the medium wave band is a change of waveband. Indeed, many short wave listeners tend to overlook the fact that their radios are able to tune the medium wave band, and that their outdoor aerials can also pick up distant medium wave signals. For the short wave listener who is tired of the megawatt propaganda stations (and their associated jammers), a fresh challenge can be found on the medium wave band.

## Round the clock

It is possible to DX on the medium wave band twenty-four hours a day (provided you don't need to sleep!), but the band has two distinctly different 'personalities', according to the time of day.

During daylight hours medium wave radio signals are absorbed in the lower layers of the ionosphere and only 'ground-wave' signals propagate; these signals radiate away from the transmitter and allow reception at distances up to about 500km. Daytime is also a good time to listen to low power local radio stations

in the UK, since very few distant signals are audible and interference is at a minimum.

At night the ionosphere tends to reflect, rather than absorb medium wave signals, and energy radiated upwards from a transmitter is reflected back to earth at some point far away from the transmitter.

It is quite possible for night-time signals to undergo multiple hops with alternate reflections occurring in the ionosphere and off the earth's surface. This allows reception to take place many thousands of kilometres away from a transmitter. For example, Radio Globo, in Rio de Janeiro, Brazil, is regularly heard in the UK; its signal crosses 9,500km of ocean on the way. You will, of course, notice that night-time skywave propagation fills your radio dial up with hundreds of powerful European signals, so how is it possible to hear weak DX signals?

Over the years, international broadcasting organisations have agreed a bandplan arrangement on the medium wave band, which entails all stations in an area to operate on fixed-frequency channels. This arrangement maximises the number of broadcasters who can operate and minimises the degree of interference affecting the listener. Fortunately for the DXer, international agreement is not perfect and as a result different medium wave bandplans are operated in different continents; most European, African and Asian stations use channels that are exact multiples of 9kHz, whereas channels in the Americas are assigned as multiples of 10kHz. This means that, by tuning between the European broadcasters, reception of transatlantic stations becomes possible.

The example shown in Table 1 illustrates the value of knowing a station's timetable. Although reception of WINS is technically possible when a path of darkness exists between New York and the UK, NOS is a powerful signal which will cause interference. However, NOS

Table 1

Bandplans		
1008kHz	(112×9kHz)	NOS Hilversum, Holland
1010kHz	(101×10kHz)	WINS New York, USA
1017kHz	(113×9kHz)	SWF Baden Baden, Germany



signs off for the night at the unusually early time of 2100hrs or 2200hrs (GMT) and knowing this makes it possible to tune a virtually interference-free signal from WINS before midnight. If you have not heard your first American station, WINS is a pretty good bet; try anytime after 2300hrs and listen for an all news/talk station with the slogan 'Give us twenty minutes and we'll give you the world'.

#### What will you hear?

At first you will notice the stronger local stations on the band, but after gaining experience you will hear more elusive stations. Just to whet your appetite at this stage, some of the more DX-worthy stations heard from the last couple of years are shown in Table 2.

Radio amateurs experienced in top band activity will be used to regularly operating over greater distances than is possible on the medium wave band today. For many years, during the first half of this century, world-wide medium wave reception was possible in Europe. These stations used just a few kilowatts of power and sometimes much less. In subsequent years the band has become overloaded with new high power stations operating twenty-four hours a day, effectively blocking out large chunks of the radio spectrum. Unfortunately, medium wave DXing today requires equal amounts of skill, patience and good luck!

#### QSL corner

Most radio amateurs are familiar with QSL cards, but there are many who will be surprised to learn that many medium wave broadcasters issue QSL cards too.

Let us suppose you have just heard Radio Fiji on your pocket transistor radio; how are you going to convince everyone that you weren't just dreaming? Wouldn't it be good to have something from the radio station, confirming that you really did hear them? Well, this is the purpose of QSL cards. A QSL card is usually a picture postcard (although it can also be a letter, a certificate, or a folder) sent to a radio listener by a radio station, confirming that reception actually took place.

To receive a QSL card from a station there are several things you need to do,

### DX Stations

North America	KBRW, Barrow, Alaska, on 680kHz
Central America	R Victoria, Aruba, on 960kHz
South America	ZP1 R Nacional, Asuncion, Paraguay, on 920kHz
Asia	HLAZ Cheju, Republic of Korea, on 1566kHz
Africa	R Bophuthatswana, Ga-Rankuwa, Bophuthatswana, on 1098kHz
Oceania	There have been no reports for many years, but European stations are regularly heard by Australian DXers

Table 2

but remember that you have to hear the station first, and then convince (sometimes incredulous) station staff that you really did hear their signal.

Normally a QSL card is obtained by sending a reception report to a station, giving details of reception conditions and of the programme material heard as proof of reception. Naturally, you need to state the time you were listening (date and times should be in GMT/UTC or in the station's own local time).

Historically, the QSL card originated in the days when stations relied on reports from listeners to determine their coverage area. Nowadays however, many stations use reports from professional monitoring stations for this purpose. Consequently, the QSL survives largely as a service from the station's point of view.

There is a significant difference in QSL policy between the international short wave broadcasting station, which issues QSL cards to maintain contact with and to gauge the size of its audience, and the local medium wave station that is heard outside its usual coverage area. At best, the latter will view a distant reception report with curiosity and will send out a QSL as a public relations exercise. At worst, to an under-staffed station with a limited budget, reception reports from DXers can be a waste of time. Therefore, it is vital that medium wave DXers follow some simple guidelines when sending out reception reports to stations.

Firstly, you should send a personal letter to the engineer or manager, together with a detailed report of reception conditions (was the signal strong, and was there any interference?) and programme details to prove that you really heard the station ('music and

talking' is not good enough). Additionally, make a polite request – not a demand – for a QSL card or a letter confirming reception, remembering that most medium wave stations are local operations with limited budgets. It is wise to write to them in their own language (or that used in the programme) and to enclose an IRC for the return postage (IRCs are available from the post office).

This may seem like a complicated procedure but if you follow these tips, not only should you receive more QSL cards for your own collection, but you will help to maintain good relations between radio stations and the DX fraternity in general.


#### Forthcoming months

This month I have only been able to scrape the surface of the fascinating world of medium wave radio, and in forthcoming issues of *Amateur Radio* I hope to go into more detail on a wide range of topics such as receivers, propagation, aerials, expeditions and station news, as well as keeping an ear open to what listeners have been hearing.

All of your comments, ideas, queries and listeners' loggings will be most welcome; you can write to me c/o the editor. Till we meet again, why not try listening down on the medium wave band. Good DX and 73s.

*Amateur*  
**RADIO**

**July issue on sale 29 June**



Your guide to one of the most interesting hobbies, on sale the last Thursday of each month at only £1.60.

**Start training now for the following courses. Send for our brochure – without obligation or Telephone us on**

REF: ARG

**0626 779398**



NAME.....

Telecoms Tech  
271 C & G

.....

Radio Amateur  
Licence C & G

.....

Micro-processor

.....

Introduction to  
Television

**Radio & Telecommunications Correspondence School  
12 Moor View Drive, Teignmouth, Devon TQ14 9UN**

# DX DIARY

News for HF operators compiled by Don Field G3XTT

During April the sun didn't live up to earlier expectations, but adequate radio propagation allowed UK amateurs to participate in many major expeditions. F2CW and F6EXV worked hard as FO0EXV/M and FO0CW/M from the Marquesas Islands and /A from the Austral Islands, both of which may count as new 'countries' under the current interpretation of the DXCC rules.

A number of amateurs worked Jacky and Paul on four bands (10, 15, 20 and 40m) from each spot. Later in the month, a German group showed up from Conway Reef, an outlying part of Fiji, signing 3D2CR for what may be yet another new one. At the time of writing they are still active and have been worked in the UK on 10, 15 and 20m. However, the big operation, which I managed to squeeze in as a postscript to my April column, was the XF4L operation from Revilla Gigedo by OH2BH and others. They did a marvellous job, making some 47,943 contacts: 60% on SSB and 40% on CW. This figure also includes 405 RTTY contacts, 525 via satellite and 160 on 6m. XF4L was worked by UK amateurs on the five major HF bands. They were running at least three stations simultaneously most of the time, and all three stations were frequently heard in the UK emitting good signals.

Peter Z38MI made a welcome appearance from Marion Island as promised, with excellent signals into the UK using the rhombic antenna belonging to the commercial radio installation on the island. However, some early CW operation turned out to be the work of a pirate station. Peter will be on Marion Island for eighteen months in all, so everybody should get a chance to work this rare one. As always, there was plenty more activity on the bands during April, so no-one should have been disappointed.

Of course, with so many potentially important DX stations on the bands during April, there were the usual troublemakers who managed to upset matters with their deliberate QRM.

Firstly, there are the self-appointed 'policemen' who jump on anyone who transmits on the same frequency as the DX station and usually cause far more QRM than the unfortunate 'offender'. Secondly, there are the 'tuner-uppers' who put a carrier on top of the DX station - either inadvertently or deliberately. Thirdly, there are those bright individuals who insist on calling the DX station on his own channel, even when he is announcing frequently that he is listen-

ing elsewhere! Then there are the 'lazy bones' who keep asking on top of the DX station about his call, his QSL information and his location, etc, rather than listening for him to announce it from time to time. And so it goes on.

Those (like myself) who stick around in the pile-up to work the DX, despite all this provocation, must be masochists I suppose, but the satisfaction of finally getting through makes it all worthwhile. Some people say it was better in the good old days; others say these problems have always been with us. From my own observations I would say that QRM has increased, but this is just a reflection of the general increase in activity on the HF bands. Twenty, or even ten years ago, a major expedition would have been pleased to make between 10,000 and 20,000 contacts. Nowadays such an expedition can easily make 40,000 contacts or more and still find that the demand - and the pile-ups - are just as big as when they started. All this seems to bring into question whether the ARRL is doing the right thing in creating more DXCC counters (countries), and in introducing single band DXCC awards for 80, 40 and 10m, all of which must increase the demand placed upon DX stations and, hence, the overall level of QRM on the bands. However, the ARRL, I am sure, would argue that they have made these moves in response to demand from the DX fraternity in the first place - a move influenced by the 'marketplace', if you like. For those of you who like to go on the HF bands for a ragchew, this must seem like the worst kind of nightmare. Indeed, this must also apply to the 'rare' expatriot station in Africa, or wherever, who just wants to talk to his friends back home. I would be happy to hear your views, though I do not have much hope of changing the ways of the world!

## WARC bands

One escape from the rat race is to move to the so-called WARC bands, so I was disappointed to see that the extension of privileges to UK amateurs on 18 and 24MHz to include SSB and higher power levels has been put back, possibly to 1992. Apparently this is due to delays in moving other services off these bands. However, given that amateurs in many countries, including the USA, already have high power privileges on both CW and SSB on these bands, it is difficult to imagine that extending them to UK amateurs would add to the overall level

of interference and congestion. Let's hope the DTI has second thoughts. One bright spot here is that Finnish amateurs will be allowed to operate on 18 and 24MHz from 2 July.

In terms of new countries, another possible which I mentioned last month is Banaba Island (previously known as Ocean Island) in the republic of Kiribati. Jim Smith VK9NS hoped to activate this one in early May. If you missed this, Jim is confident that a larger operation involving more operators may be possible in the near future.

## African DX

Alan, active recently as TU4BR/5U7, is now in Liberia and will be there for two years. Expect plenty of activity once he gets his licence and all his equipment set up.

Steve S79MST lives in the Seychelles and has been quite active recently. G4IRG is handling the QSLs. Steve may try to operate from some of the outlying islands, such as Aldabra, some time in the future.

D44BS has returned to the Cape Verde Islands after four years in the USA and expects to be very active once again.

TZ6VV has returned to Mali and will be there for four years. He is very optimistic about getting permission to operate on 160m between 1810 and 1850kHz.

The next operation from Malyj, Vysotskij Island, in the Baltic Sea was scheduled from 22-30 May, and it was hoped to keep four stations active around the clock. Hope you caught this one. At the time of writing, the callsign is not known but presumably the 4J1 prefix will be reused.

JG1RVN plans to operate on CW and RTTY from Belau, Western Caroline Islands, sometime during June. I have no other information on this one, but both the Eastern and Western Carolines are activated quite regularly these days, especially by Japanese operators. KC6IN, a resident on the Eastern Carolines, is frequently heard on all bands.

## More islands

Members of the Venezolano Radio Club are planning another expedition to an island off the coast of Venezuela. This latest expedition will take place from 19-22 July, using the YY5LB callsign, from Blanquilla Island. Previous operations by this group have always been very efficient and easy to work from the UK. Also for IOTA, SM5KI will operate from



the Gulf of Bothnia islands during June, and the French operation from Glenans Island has been rescheduled for 9-12 June (it was originally due to take place during April). DL5XAS/P will operate from the North Frisian Islands on 24 June.

Members of the French FF6KMH Club will operate from Cornwallis Island in Canada from 4-20 July; their callsign is not known.

JW7FD is due to start operations from Bear Island in June, and will be there until 1 December. Bear Island is, of course, well-known from the popular novel of the same name, and is located far away from the main islands of Svalbard (Spitzbergen) where most of the population is to be found.

A QSL card from JW5E reveals that there are 3,000 Russians living on Svalbard, plus 1,300 Norwegians and fifteen Poles.

Many DXers will remember the activity from SP2BHZ/JW a few years ago. During a seven-day operation during February this year, JW5NM (LA5NM) and JW7FD (LA7FD) made 3,500 contacts with 140 countries, while managing 147 zones towards 5BWAZ and 135 US states towards 5BWAS. Not bad going!

Kirsti VK9NL and Leila WA4ZEL will append 'JW' to their callsigns in an operation from Svalbard sometime during June. Strange place for a holiday!

Not one for IOTA, but certainly for the WAB enthusiasts and others, the Stroud Amateur Radio Society will activate Steepholm Island in the Severn estuary on 6, 10, 40 and 80m between 27 and 29 May.

### Some holiday!

Just in case you thought that DXpeditions, other than to remote reefs, were rather like holidays, here is a salutary tale.

During the recent KP2A/KP5 operation from Desecheo Island (a wildlife sanctuary near Puerto Rico), the operators were surprised to see a helicopter land nearby. They were even more surprised when the occupants disembarked and pointed their guns at the DXpeditioners! Apparently, the new arrivals were Puerto Rican police who had mistaken the hams for drug traffickers! Fortunately, the confusion was resolved before any damage was done, but the CW from KP2A/KP5 was reported to be a little shaky for a few hours afterwards!

### Contests

June is a relatively quiet month as far as contests are concerned, though the hardy ones among you will no doubt join your local club for the Field Day activities on 3-4 June. The World-wide South America Contest, a CW event, will be held on 10-11 June (twenty-four hours from 1500GMT on the Saturday). On 17-18 June you can work Japanese and other Asian stations in the All Asia SSB Contest, a forty-eight hour job. The contest exchange is the signal report plus your age; YL operators can substitute '00' rather than reveal their age! Finally, the RSGB 1.8MHz CW Contest is on 24-25 June. This contest is always a

challenge because of the inevitable summer static which masks the signals.

### Insurance QSOs

A topic which has been featured in some of the DX press recently is duplicate or 'insurance' QSOs. Following the Rotuma DXpedition (3D2XX), W6SZN analysed the logs and was horrified at what he found. On 10m CW the duplicate rate was 12.4%. One so-called DXer worked 3D2XX eleven times on that band and mode. 'How', asks W6SZN, 'can DXpeditions avoid this'?

There will always be those who are unhappy about whether they are in the log – maybe some QRM came up at the crucial moment – and feel obliged to try a second time; though eleven contacts are extreme to say the least! Every duplicate contact you make deprives someone else of what may well be a new QSO. The ideal is probably that your insurance contact should be on another band or mode. Of course, you cannot always rely on having propagation on another band or receiving the DX station on another mode (and, of course, many DX operators stick exclusively to a single mode).

Entering into the debate in DX News Sheet, G3NSY commented that many DXpeditions bring the problem on themselves by not repeating the callsign of the station they are working in full. The poor DXer feels obliged to try again, especially if the operation is from a remote spot that may not be activated again for several years.

Any comments from the DX Diary readership? From listening to recent DXpedition operations, I know that many UK amateurs are getting in on the action and, I'm glad to say, that one of the XF4L operators singled out British amateurs with special praise for their standard of operation and good behaviour in the pile-ups.

### Operating techniques

It has been some years since I last commented on DX operating technique, so many newcomers to the HF bands may sometimes wonder how to obtain a rare station. Isn't it rather like looking for a needle in a haystack? Well, not necessarily. It helps to know what opportunities for DXing are available, therefore the information contained in this column can be of value. There are other sources of information, such as the RSGB's weekly DX News Sheet, the Hambank telephone hot line and 144.525MHz, which is used by HF DX operators in much of the UK to pass information in more or less the same way as 6m operators use 28.885MHz. As I mentioned last month, G4DYO, who is editor of News Sheet, is putting out regular bulletins via the packet network.

Once you know what DX is likely to be around, you will want to think about which bands offer the best propagation and at what times of the day. If you are regularly active on the bands you should have a fair idea. Otherwise look out for propagation predictions which can be obtained from various sources, or use a computer program such as Minimuf to help forecast propagation patterns.

Don't forget possible short path as well as long path openings and remember that, on the LF bands, long distance propagation peaks at our sunset and their sunrise for paths to the East, and at our sunrise and their sunset for paths to the West. Again, there are computer programs or aids such as the DX Edge which can help in determining sunrise and sunset times. Bear in mind that optimum propagation may take place at a time which, due to different time zones, could be in the middle of the night at the far end, though DXpeditions often manage to man the station(s) round the clock.

### Frequencies

In terms of where to listen on the bands, DXpeditions tend to use a number of well-known frequencies. On 20m, for instance, they usually turn up on 14195kHz on SSB and on 14005 or 14025kHz on CW. On 10 and 15m the CW frequencies follow the same pattern, with SSB activity on 21195, 21295, 28495 and 28595kHz. On the LF bands 3501, 3505, 7001 and 7005 are common for CW, with 3795, 3799 and 7085 often being used for SSB.

If your background is on VHF or CB, you may be initially surprised by the fact that DXpedition operators often ask for calls on a different frequency. For example, the operator may be on 14195kHz and announce that he is listening '210 to 220'. The reason is two-fold. Firstly, to keep his own frequency clear of interference so that he can be heard more easily and, secondly, to spread out the calling stations so that he can identify callsigns more easily. Always follow the directions given by the DX station, otherwise you risk causing unnecessary QRM and will, quite possibly, fail to make a contact. Most modern transceivers are capable of split-frequency operation, though older rigs may require an external VFO or a separate receiver.

Once you've got this far, the rest is up to your technique which, like any skill, improves with practice. Most experienced amateurs rate the following skills as the most important: good timing of your calls, good listening to discover the tuning pattern of the DX station, and a knack of being in the right place when the DX station first appears on the band or changes bands. All these and other similar skills are at least as important as having full legal power and a massive antenna system.

### Further information

If you would like further information, look out some of my early columns or get a copy of the following books: **DX Power, Effective Techniques for Radio Amateurs** by Eugene Tilson K5RSG, published by TAB Books in conjunction with the ARRL; **Secrets of Ham Radio DXing** by Dave Ingram K4TJW, published by TAB Books; **The Complete DXer** by Bob Locher W9KNI, published by Idiomatic; and **Low Band DXing** by John Devolders ON4UN, published by the ARRL. The ARRL and RSGB operating manuals are also invaluable. Happy hunting. 73 de Don G3XTT.

# ICOM

## THE NEW IC-2SE, SIMPLE OR MULTI-FUNCTION 144 MHz FM TRANSCEIVER

Icom's tradition of building high quality, reliable handhelds continues with the IC-2SE an incredibly compact handheld designed with features that exceed larger, bulky handhelds. The IC-2SE proves that superior quality comes in all sizes.

### Slim and unbelievably compact.

The IC-2SE measures only 49(W) x 103.5(H) x 33(D)\* mm with the BP-82 Battery Pack. Hold the IC-2SE in your hand to truly appreciate its miniature size. Weighing just 270g† with the BP-82, the IC-2SE will easily fit anywhere – on belts in shirt pockets, handbags, etc. \*1.9(W) x 4(H) x 1.3(D) in. † 9.5 oz.

### Simple design for operating convenience.

Even with its tremendous versatility and a wide variety of functions, the IC-2SE is easy to use. All functions are performed by a total of just six switches and three controls. The IC2SE includes both simple and multi-function modes. The result is two transceivers in one: both an easy-operation and multi-function transceiver. Simple mode ensures totally error-free operations. Multi-function mode allows you a variety of function settings depending on your operating requirements.

### Other advanced features:

Reduced size doesn't have to mean reduced quality. The IC-2SE proves this with a wide variety of advanced functions.

- Tuning control on the top panel for quick QSYing.
- Monitor function that allows checking of the input frequency of a repeater.
- Function display that clearly shows all information required for operations.
- Splash resistant design and durable aluminum die-cast rear panel for dependable outdoor operations.

### Options

- **BA-11, Bottom Cap.** Protective cap for terminals on the base of the IC-2SE.
- **Battery packs and case.**
  - BP-81 ..... 7.2V, 110mAh
  - BP-82 ..... 7.2V, 300mAh
  - BP-83 ..... 7.2V, 600mAh
  - BP-84 ..... 7.2V, 1000mAh
  - BP-85 ..... 12V, 340mAh
  - BP-86 ..... Case for six R6 (AA) size batteries
- **BC-72E, AC Battery Charger.** Desk top charger for the BP-81 - BP-85.
- **CP-12, Cigarette lighter cable with noise filter.** Allows you to use the IC-2SE through a 12V cigarette lighter socket. Also charges the BP-81 - BP-85.
- **FA-140BB, 144MHz flexible antenna.** Flexible antenna for 144MHz band operation. Some type supplied with the IC-2SE.
- **HM-46, Speaker/Microphone.** Combination speaker and microphone equipped with an earphone jack. Clips to your shirt or lapel.
- **HS-51, Headset.** Headset with VOX function that allows you hands-free operation.
- **Carrying Cases.**
  - Carrying Case ..... BP-81
  - Battery Packs, Battery Case ..... BP-81, BP-83 or BP-86
  - LC-53 ..... BP-81
  - LC-55 ..... BP-81, BP-83 or BP-86
  - LC-56 ..... BP-84 or BP-85
- **MB-30, Mounting Bracket.** Mounts the IC-2SE in a vehicle or on a wall.
- **OPC-235, Mini DC Power Cable.** For use with a 13.8 V DC power supply

THE  
BEST OF  
BOTH  
WORLDS

Actual Size



Icom (UK) Ltd.

Dept AR, Sea Street, Herne Bay, Kent CT6 8LD. Tel: 0227 363859. 24 Hour.



# Count on us!

## THE COMPACT HANDHELD WITH A ~~SPLIT~~ PERSONALITY

### 5 Watt Output Power.

Utilizing a specially designed ultra-small highly efficient power module, the IC-2SE delivers a full 5 W\* of output power. Bring those distant repeaters into range.  
\* At 13.8V DC

### 48 Memory Channels.

The IC-2SE has 48 fully-programmable memory channels and one call channel. Each memory and call channel stores an operating frequency and other information required for repeater operations.

### Convenient Repeater Functions.

The IC-2SE is equipped with programmable offset frequencies for accessing repeaters. All memory channels and a call channel store repeater information for your convenience. The IC-2SE includes a newly designed 1750 Hz tone call transmit function. A 1750 Hz tone call transmits when the PTT switch is pushed twice quickly.

### Power Saver for longer operating time.

The power saver ensures lower current flow during standby conditions. Operating times are much longer than with older, more conventional transceivers.

### Built-in Clock with timer functions.

The IC-2SE is equipped with an advanced 24-hour system clock with timer function. The transceiver automatically turns on when real time matches a pre-programmed time. This is perfect for scheduling QSO's. Auto power-off timers and other settings can be made in clock mode.

### Convenient Scan Functions.

The IC-2SE is equipped with VFO and memory scan.


- **VFO Scan.** VFO Scan repeatedly scans all VFO frequencies. In addition, unnecessary frequencies can be skipped.
- **Memory Scan.** Memory scan repeatedly scans memory channels.

### Auto Power Off Timer Function.

If you ever forget to turn the IC-2SE off, don't worry. It will turn itself off. Power-off time can be selected or deactivated using multi-function mode. Preserve battery pack power for the times when you need it most.

### Priority Watch.

Why interrupt calls to check other stations? Priority watch monitors a specified station every five seconds while you operate on a VFO frequency. Continue with your communications and let priority watch do the checking for you.



**Helpline:** Telephone us free-of-charge on 0800 521145, Mon-Fri 0900-13.00 and 14.00-17.30. This service is strictly for obtaining information about or ordering Icom equipment. We regret this cannot be used by dealers or for repair enquiries and parts orders, thank you.

**Datapost:** Despatch on same day whenever possible.

**Visa & Mastercard:** Telephone orders taken by our mail order dept. instant credit & interest-free H.P.



# THE MF10 AUDIO FILTER

by Stan White G4EGH

Having operated a modern HF transceiver while visiting another amateur, I came away thinking just how useful the IF width/shift facility was. The experience made me wonder if a similar result might be achieved by filtering at audio frequencies.

Since filtering is best done as early as possible along the signal path, I was concerned that I might not achieve very good results. However, my aim was to 'clean up' the signal; not to receive a previously unreadable S1 signal alongside an S9 +40dB signal.

## Description

The MF10 audio filter is capable of six different modes. The first switch position (marked as switch position one, 'filter out of circuit') is a low pass filter with a -3dB cut off frequency of approximately 7kHz and is a seventh order filter, which means that its roll off above the cut off

frequency is very steep. This filter is not adjustable by the controls provided and is 'in circuit' on all other switch positions.

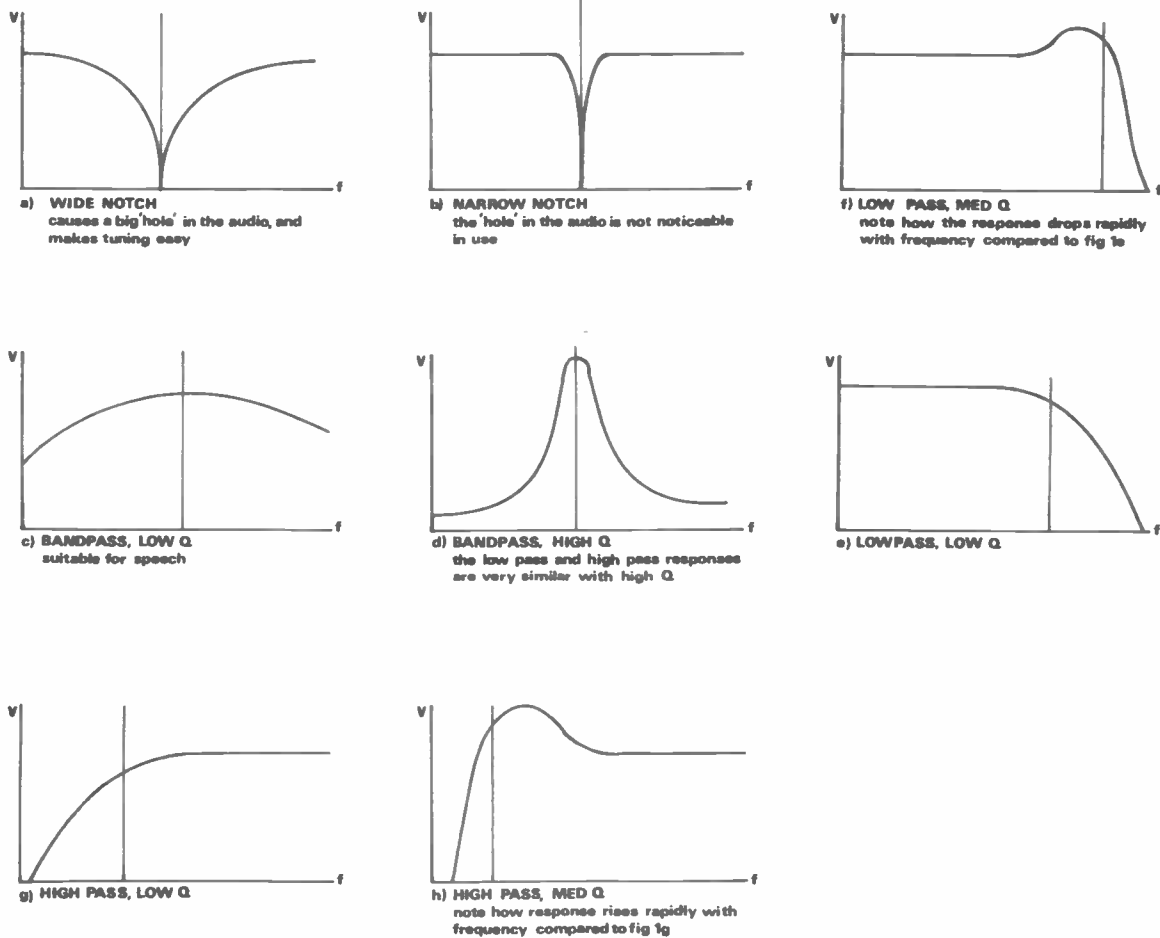
Switch position two gives a wide notch. This term is misleading, since the response of the filter gradually drops to the point where there is great attenuation, then gradually rises again (see Fig 1a). The effect on speech is noticeable and, as a result, it is easy to tune the filter and 'notch out' any annoying whistle. In this mode only the 'tune' control has any effect.

The narrow notch is available on switch position three. Here, speech is unaffected because the filter response drops very sharply, then rises rapidly again (see Fig 1b). This sharp tuning makes the filter difficult to use, so the trick is to tune out the whistle via switch position two, then switch to position three and fine tune. Again, only the tune control functions in this mode.

Now for the interesting bit! Switch position four selects the bandpass filter. The tune control places the peak of the bandpass wherever you want it, but the pass bandwidth is variable using the 'Q' control. The passband is adequate for SSB speech when this control is set to minimum (see Fig 1c), but when the control is advanced, the width of the bandpass decreases until (when the Q is at maximum) dot merge occurs on high-speed CW (see Fig 1d). All of the data modes are catered for; just tune to the centre frequency, adjust the Q accordingly, and away you go!

This filter has an advantage over the CW crystal filter in my transceiver, in that it greatly attenuates off tune signals. Since these signals can still be heard in the background, the off tune replies are not lost, just retuned. Off tune replies are simply not heard with the crystal filter.

Switch position five selects the low



**Fig 1a to b:** Filter passband responses. For notch or bandpass, the centre frequency ( $F_0$ ) is represented by the vertical line. For high and low pass responses, the corner frequency ( $F_c$ ) is -3dB relative to the peak response and is also represented by the vertical line. It should be noted that the frequency represented by the vertical line is one-hundredth of the frequency generated by IC4



# THE MF10 AUDIO FILTER

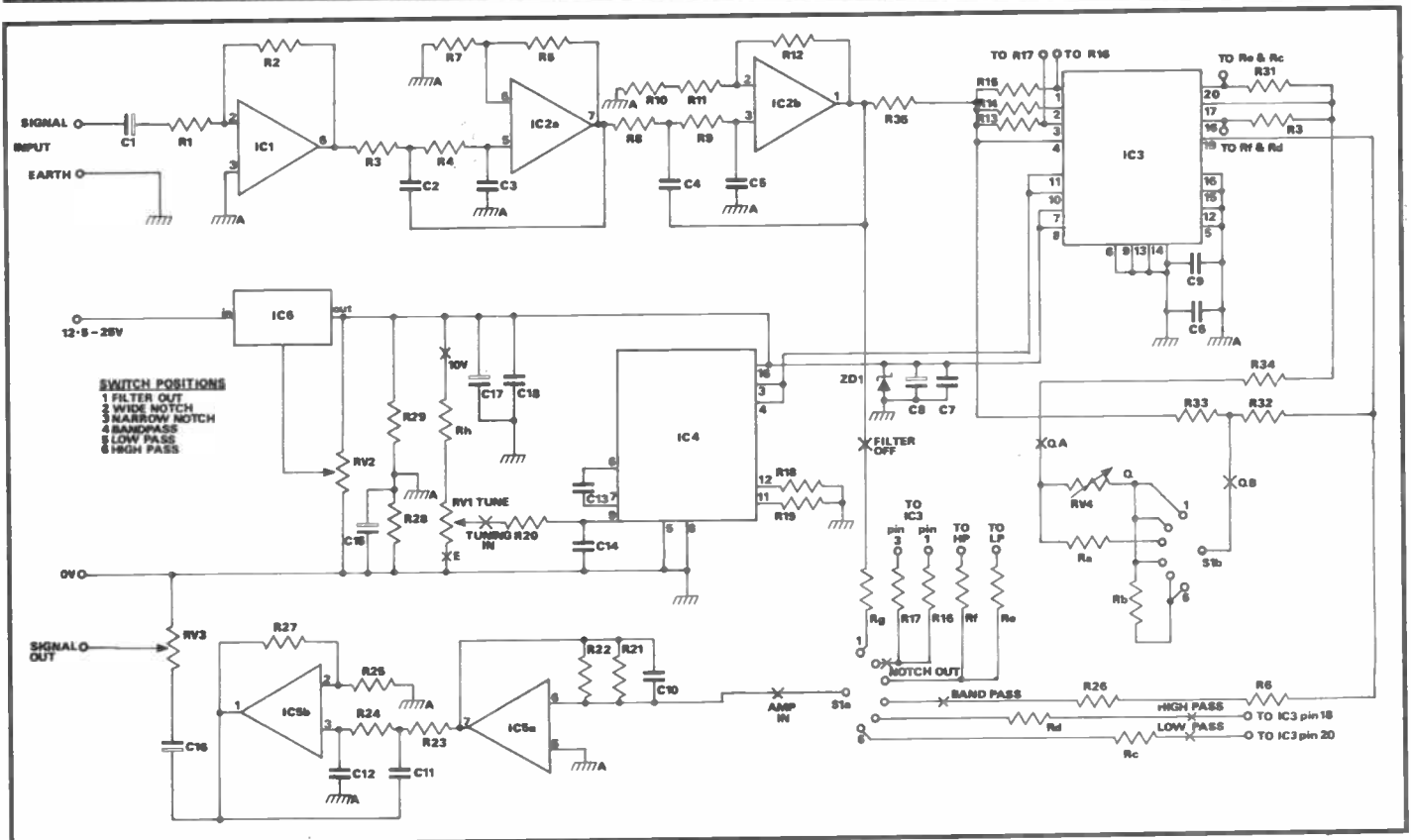


Fig 2: The circuit diagram

pass mode. The tune control sets the corner frequency and the Q control determines the shape, with low Q giving the response shown in Fig 1e and medium Q giving the shape shown in Fig 1f (notice the faster rate of roll off). High Q settings result in a response which is very similar to that shown in Fig 1d.

High pass mode is selected via switch position six; the response shape is shown in Figs 1g and 1h, and maximum Q results in a shape similar to Fig 1d.

The reason for including the low and high pass facilities is that if roll off is not required on the upper and lower audio register, all of the filtering can be concentrated on the required side, thus giving a faster roll off.

The output of the filter is at high impedance and is not intended to drive a loudspeaker. If the filter is to be incorporated within an existing receiver,

the existing audio amplifier can be used. However, if you are building an add-on box then you will have no trouble locating a circuit for a suitable amplifier, since the maximum output from the filter is more than 6V peak-to-peak.

### Circuit description

The circuit diagram is shown in Fig 2 and includes all 'on' and 'off' board components (except Ri and RV5).

IC1 acts as a buffer amplifier with R1 and R2 and determines input impedance and overall filter gain. The output from IC1 is fed to IC2; the two halves form a low pass filter with a corner frequency (-3dB) of 7kHz. This low pass filter has two functions: it sets the upper frequency response of the filter overall and, more importantly, ensures that no supersonic frequencies reach IC3. This is important because IC3 is a switched-

capacitor filter. Its frequency is set by a clock 100 times greater generated by IC4. Should a supersonic signal frequency beat with the clock frequency within IC3, sum and difference products will result and may cause an audio tone to appear at the output. This effect is known as 'aliasing' and is prevented by IC2. The input to all of the switched-capacitor filters should be band-limited in this way.

The clock generated by IC4 is a large amplitude square-wave and its frequency is set by RV1.

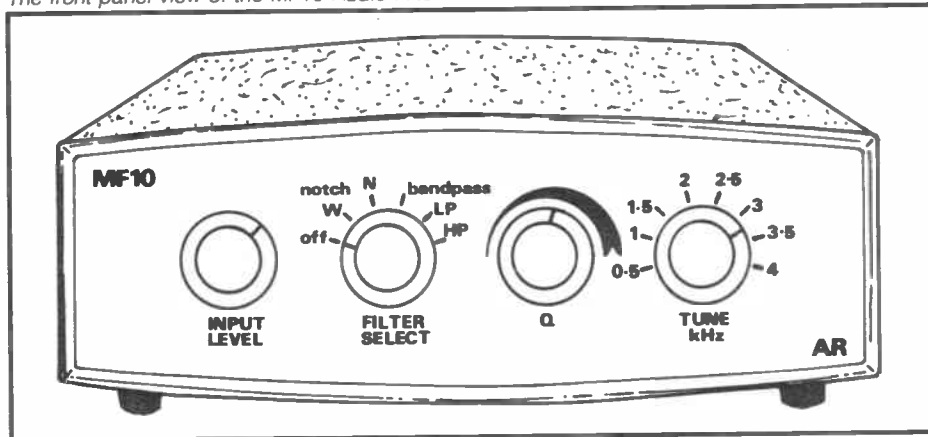
The various outputs appearing on IC3 are selected by S1 and passed to IC5a which, together with IC5b, forms another low pass filter and removes the small clock component appearing on the outputs of IC3. RV3 is the output level control.

The circuit operates on a supply voltage between +12 and +25V with IC6 providing a regulated +10V. The analogue ground (AG connection on Fig 2) derives 5V from R28 and R29. The zener diode ZD1 is included to protect the remainder of the circuit against regulator failure, since IC3 is expensive to replace and will not tolerate more than +14V. (Zener diodes always go short circuit when they 'blow up'). This simple protection will only be effective if the circuit is fused at 250mA or less (this filter consumes less than 50mA when operated under normal conditions).

### Components

While the use of 1% resistors is recommended (they are the ones with the brown tolerance band), this may be relaxed to 5% with the exception of Re,

The front panel view of the MF10 Audio Filter



# THE MF10 AUDIO FILTER

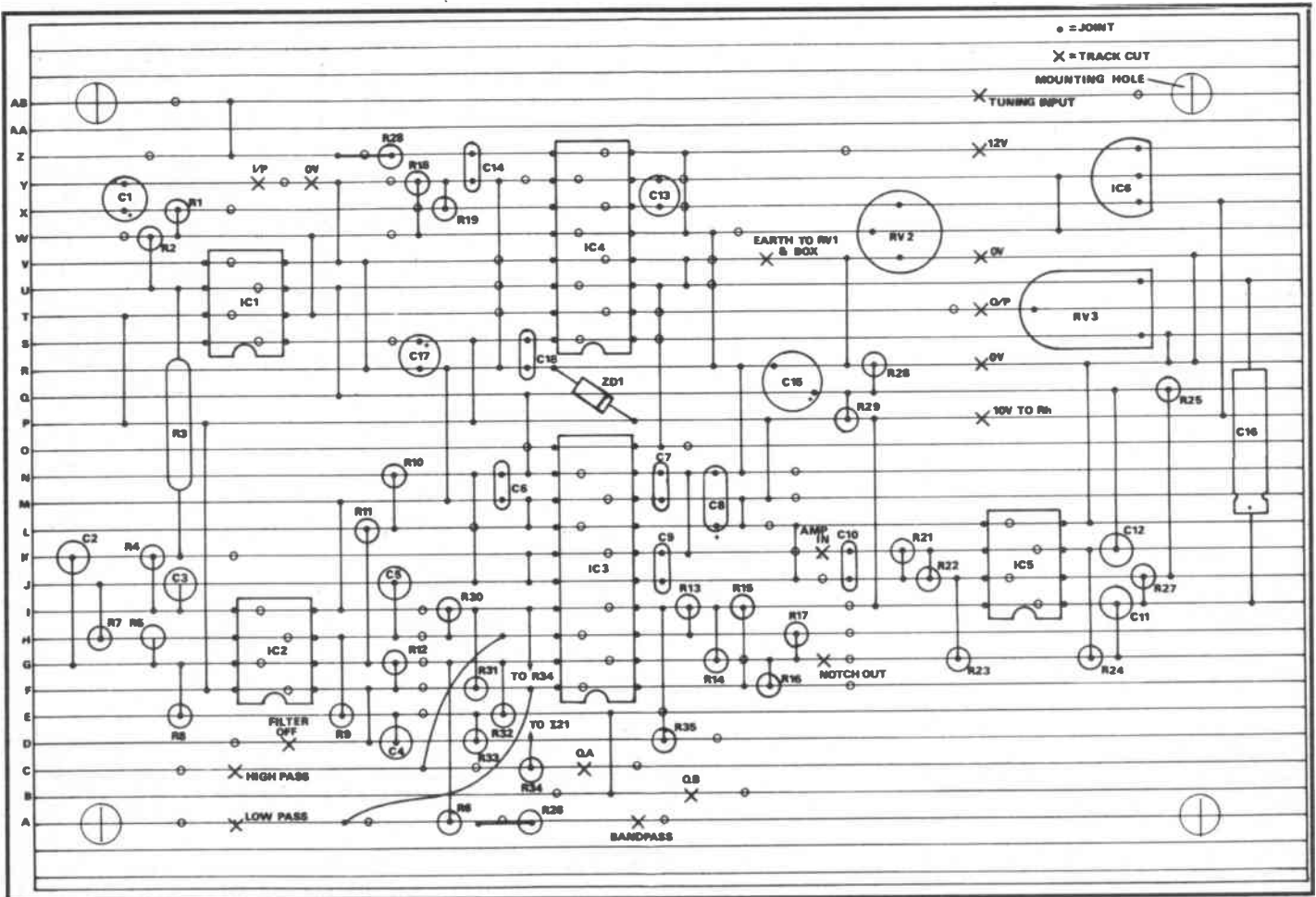


Fig 3: The veroboard diagram

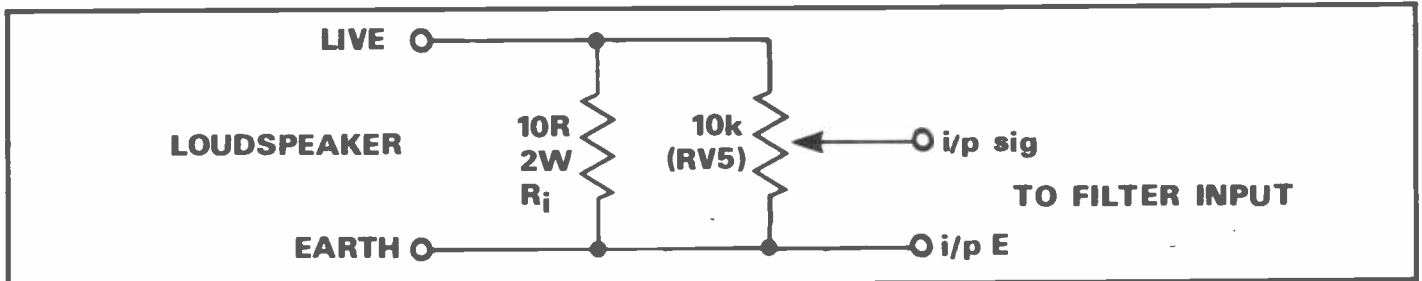


Fig 4: The input circuit

Rf, R16 and R17. The effect of such a change is unnoticeable to the ear, but it is quite interesting with an oscilloscope. Resistors marked \* on the components list can also be relaxed to 5% without detriment. C2, C3, C4, C5, C11 and C12 are 1% types and are available from Maplin Electronic Supplies Ltd. 2% tolerance components are also acceptable.

Since the harmonics of the clock frequency may radiate interference into the associated receiver, the filter should be constructed within a fully screened box made from tin plate for example. All leads from the box should be routed via soldered-in feedthrough capacitors with a minimum value of 1000pF 100V. RV1, RV4 and S1 should also be mounted inside the box. If an aluminium box is used, bolt-in feedthroughs would be a better choice. These components are not shown on the circuit diagram. Note that the negative supply lead should also

be connected to the box.

## Construction

If you study the veroboard in Fig 3 you will notice that it is essential to use the IC sockets.

As is usual with veroboard, accurate cutting of the tracks is the first task. Fig 3 shows that each track is lettered and that each hole along the track is numbered for accuracy. Fitting the larger components first sets up reference points for the smaller components which come later. My suggested order for assembling the items to the board is: sockets for the ICs, linking wires (note the use of the two insulated wires), veropins and then the remaining components. Note: only the numbered resistors are mounted on the board.

In my unit the resistors Ra to Rh were connected between the appropriate board-mounted veropins and the switch

and potentiometer tags. The size of the veroboard was chosen so that spare tracks could be mounted on either side and may be used as desired. Rb can be mounted on S1 and, if S1 and RV4 are adjacent, Ra can be mounted between them (see Fig 2).

If you prefer to build a 'proper' PCB, there is only one critical aspect to the layout to consider, namely the track joining IC3 pins 10 and 11 to IC4 pins 3 and 4; it should be kept as short as possible, otherwise it makes a nice antenna for the harmonics of the clock pulse!

## Setting up

The filter is very easy to set up, and requires only a voltmeter for testing the equipment. Do not plug in any of the ICs at this stage. However, IC6 (the regulator) must be soldered on to the board.

Set RV2 midway and connect a 13.8V



# THE MF10 AUDIO FILTER

power supply (fused at 250mA or less) to the filter with a 120 ohm resistor in series using the positive lead. Now set the voltage across ZD1 to 10V by adjusting RV2. Short circuit the 120 ohm resistor and carry out any final adjustments to RV2.

Check that the voltages around the circuit are as shown in the voltage chart (see Table 1). Switch off the power for a few seconds to allow the capacitors to discharge, then insert the ICs, checking that you have not put them in backwards. The filter is now complete. Finally, all you need to do is hook up an audio amplifier, provide an input signal (which may come directly from the loudspeaker leads of an existing receiver if the input circuit shown in Fig 4 is used) and adjust RV3 to obtain the appropriate signal level from the filter to suit the audio amplifier.

## Circuit changes

The filter works very well, however some constructors like tinkering, so here are a few suggestions.

The input impedance is set at 33k by R1, and the overall voltage gain is set to 4.15dB (2.6 times) by R1 and R2. Raising R1 will decrease gain and increase input impedance and vice versa. Raising R2 will increase gain and vice versa.

The overall frequency response of the filter (which is not adjustable and is set for a corner frequency of approximately 7kHz) gives a level response over the entire speech band and offers adequate protection against aliasing. The corner frequency is set by R3, R4, R8, R9, R23 and R24. Raising the value of these resistors will result in the overall response taking place at a lower frequency, whichever position of S1 is selected. This can be of great value when 'tight' low pass filter overall is required, giving great attenuation of sideband 'spitch' from adjacent channels, whilst leaving the adjustable part of the filter available for other functions (ie, notching out a carrier). Suggested values to experiment with are 39k and 47k. However, 'fidelity' may suffer on SSB if the values are too high. (The frequency is also set by R21 and R22, but these are best left alone). If the overall response of the filter is lowered in this way, it should be noted that the adjustable filter works over a range of approximately 250Hz to 3.6kHz; some of the movement of RV1 (tune) will be wasted unless Rh is also raised in value, thereby lowering the maximum fre-

quency that the adjustable filter can be set to. For those of you with a frequency counter, measure the frequency at IC3 pin 10 and divide the result by 100. This will inform you, for example, of the amount of audio frequency that will not be passed by the filter while set in notch mode.

## Conclusion

This versatile filter accomplished all that was asked of it, and more. It greatly enhanced the readability of the audio coming from my HF transceiver (which, of course, uses a crystal filter). I next

tried an old receiver with IF which was a bit like a barn door (thus producing a lot of interference to the wanted signal). Hooking the filter to the audio output gave results that were nothing short of a miracle!

The best results will be obtained if the AF gain of the receiver is set fairly high, and the overall volume is controlled by the RF gain. Using the receiver in this way largely obviates the objection to the filter being the last in the signal chain, and is how I would recommend any receiver to be used, particularly on 7MHz, even if you do not build the filter.

## PARTS LIST

### Resistors

R1	33k *	R11	6k8	R21	15k	R31	68k	Rf	4k7
R2	33k *	R12	82k	R22	180k	R32	22k	Rg	22k
R3	18k *	R13	22k	R23	18k *	R33	27k	Rh	6k8 *
R4	18k *	R14	22k	R24	18k *	R34	5k6		
R5	56k	R15	22k	R25	68k	R35	27k		
R6	18k	R16	22k	R26	220R	Ra	120k		
R7	150k	R17	22k	R27	82k	Rb	18k		
R8	18k *	R18	560k*	R28	1k *	Rc	18k		
R9	18k *	R19	12k *	R29	1k *	Rd	18k		
R10	56k	R20	10k *	R30	68k	Re	4k7		

All resistors are 0.6W, 1% metal film (stocked by Maplin Electronic Supplies Ltd). Values marked: \* may be relaxed to 5% without detriment. Resistors marked: \* must have the same value and may be altered as described in the text. Ri is a 10R, 2W component.

RV1 10k linear  
RV2 2k miniature round trimmer  
RV3 47k miniature horizontal preset  
RV4 2M2 linear  
RV5 10k

Maplin FW02C  
RS Components 187-517  
RS Components 186-306  
Maplin FW09k  
Optional

### Capacitors

C1	10µF 16V Tantalum
C2, C3, C4, C5, C11 and C12	1n2 125V 1% (B×57M)
C6, C7 and C9	4n7 100V Mylar (WW17T)
C10	2n2 100V Mylar (WW16S)
C8	22µF 25V Tantalum (WW73Q)
C13	180pF 100V miniature ceramic (W×59P)
C14	47nF 100V Mylar (WW20W)
C15	470µF 16V electrolytic (FF15R)
C16	22µF 25V electrolytic (FB30H)
C17	47µF 16V Tantalum (WW76H)
C18	10nF 100V Mylar (WW18U)

With the exception of the 1% components, the remaining capacitors are not critical (see text). All capacitors listed above are available from Maplin Electronics Ltd.

### Semiconductors

IC1 TL071 (RA67X)	IC3 MF10 (QY35Q)	IC5 TL072 (RA68Y)	ZD1 BZY88C/12 (QH16S)
IC2 TL072 (RA67Y)	IC4 4046 (QW32K)	IC6 78L05 (QL26D)	

### Miscellaneous

Veroboard 0.1 pitch, 5.2in × 3.3in (51 holes × 32 tracks)  
17 Veropins  
S1 2 pole 6 way  
IC sockets 3 × 8 way, 1 × 16 way, 1 × 20 way  
Fuse holder and fuse (250mA or less)  
Feedthrough capacitors 1,000pF (3 required: 1 for power into box, 1 for signal in, and 1 for signal out)  
Suitable screened box  
On/off switch (connected in series with +VE supply-lead)  
Stand-off pillars for mounting the circuit board, screws, knobs and wire, etc.

Table 1

### Voltage Chart

IC1	pin 7 +10V, pin 3 +5V
IC2	pin 8 +10V
IC3	pins 7 and 8 +10V
	pins 5, 12, 15 and 16 +10V
IC4	pin 16 +10V
IC5	pin 8 +10V

All voltages measured with respect to earth using 20kΩ voltmeter

# SHORT WAVE LISTENER

TREVOR MORGAN GW40XB

## Tropical bands

Over the past few months we have looked at the air, marine and HF short wave bands. However, some readers have asked about listening to the lower end of the short wave bands, on what are called the 'tropical bands'. There are good reasons for looking closer at this area of the short wave spectrum.

The tropical bands are to be found on 120, 90 and 60m; that is, between 2.300 and 5.060MHz. As you may know, tropical climates are subject to frequent thunder-storms and very high static electricity, which adds up to an unfriendly atmosphere for propagating radio waves, particularly in the medium wave spectrum. It is for this reason that the International Telecommunications Union (ITU) allocated the tropical bands segment to these areas.

The most used segment is the 60m band. Although there is a small number of European and other stations using this band for community radio, you should be able to find the Latin American stations, using a reasonable aerial and a modicum of patience.

Many stations in the major cities have now gone over to medium wave or VHF (FM) as the conditions are better than in the mountainous regions. In the mountains, due to the terrain, VHF is not feasible and, as stated, the static levels are too high for medium wave transmissions to be successful.

These 'minor' stations are important to local communities, since they are often the only means the population, who may be farmers, plantation workers or mineral miners, have of receiving news of local interest; therefore, these stations are very reliant on reasonably good reception. Also, because of the community nature of the programmes, they are broadcast in the local tongue, usually a dialect of Spanish or Portuguese. There is rarely ever any English spoken.

The stations in these out-

lying areas are mostly medium to low power, often measured in watts rather than kilowatts, but, with conditions as they are at the moment, there is a good chance of even quite low power stations 'making the trip' to the UK. The time to listen for them is after dark and patience is certainly the order of the day, not only to hear the stations, but also to identify them, so it means listening for a while to hear some sort of station announcement. As with all broadcast stations, it seems to take forever just to hear a clue as to who you are listening to.

## Reports

So, the next problem is how do you send reports to these stations? Due to the remoteness of many of them, there is no postal service, so the mail is held in a post office box in the nearest major town. Also, mail for any particular area will only be handled by the office specified, so you *must* use the correct address.

Listeners frequently bemoan the fact that they get no response to reports, particularly from small radio stations. They fail to realise the simple fact that these stations are set up for the benefit of the local community. To be quite honest, they don't care that Fred Bloggs in Birmingham can hear them and, in fact, they probably don't even know where Birmingham is! Basically, you have to resort to appealing to the station manager or engineer. Firstly, your report should be in either Spanish or Portuguese, whichever is appropriate. It should contain full details of the reception, under what conditions you heard the programme and details of the programme itself, together with your comments. Introduce yourself and give some details about your locality, enclosing a couple of pictures of the area. Incidentally, most Latin Americans are soccer mad, so ask about their national team, perhaps even enclose a

sticker from your local club. They might not know about your area but mention Manchester United or Liverpool and you're in! Ask about the station set-up, remarking how unusual and pleasant it was to hear signals from his locality. Unlike reporting to major international broadcasters, this is the time when good old-fashioned 'bullshine' can be of help!

Always include a couple of international reply coupons, as many of these little stations operate on a shoestring. The chances are, they'll nick the coupons and you'll hear nothing from them, but you do have an outside chance of getting a letter or card from some exotic region of Brazil or Peru.

Finding the addresses of these (and other) stations is made easier if you have a copy of the **World Radio and Television Handbook**, published by Billboard Publications Inc.

Radio Nederland's 'Media Network' also gives details of some of the tropical stations to be found, so tune in on Thursdays at 1150, 1450 or 1850 (various frequencies, try 5955, 9715, 9895, 11930, 11730 or 15280). Incidentally, Jonathan Marks of Radio Nederland gives examples of some Spanish and Portuguese translations in the **Guide to Broadcasting Stations** published by William Heinemann, 10 Upper Grosvenor Street, London W1X 9PA.

## All-time high

The galeforce winds at the beginning of April took their toll and more than a few listeners awoke to find their aerials looking the worse for wear. Seeing some of the havoc caused to the west coast, I'm glad we're not in the tornado belt!

Meanwhile, the bands have not been at all bad, and recent reports show a rapid climb to what looks like being an all-time high for sunspots. I just hope this also means an improvement to the weather over the past few summers

(remember, the last high sunspot level coincided with a great summer).

DXing has been a pleasure for most of our listeners with most areas being logged. Even the VHF 'brigade' has had the auroras to play with! Don't mention the solar flares to some radio hams, because the wiping out of bands for hours at a time is not conducive to repeatable Anglo-Saxon language!

## Awards

So, to the mailbag. The first letter comes from Peter Uhren ILA 417, of Waren, in East Germany, who mentions that he's just 'found out' that broadcast listening is 'verboten' in East Germany! Apparently, the reason is that citizens are not allowed to contact 'non-socialist' countries. Peter says, 'Our limitations become less, but still they exist'. Considering Peter has been corresponding with me quite uncensored (I won't say how I know!) for some time, and that East German hams are as lively on the bands as the Soviets, the situation must be improving, despite the authorities over there.

Mick Turner ILA 135, of London, has been using a new aerial arrangement with his FRG-8800. Apparently, a previously used inverted V was not delivering the goods, so he extended it to make a 'lazy N' configuration. Well, whatever, the results have been very encouraging with JA1, KP2, HR1, YD6, PT1, VU2, HL1, VE3, VK2, VU7 and 9M2 all coming into the net. Like I say, try anything once! Right, what's next in the alphabet?

Our old mate Stan Porter ILA 062 has left his QTH in Malawi for a nice retirement in the Algarve (lucky blighter!). His old faithful CR100/2 has been donated to a radio museum, established by John Ford 7Q-002 in Malawi.

Geoff Hughes G7DUF of London, has been using a Heathkit HW101 and a tri-band yagi at the 'school' recently and is eagerly awaiting his full



call after logging such niceties as 5V7, ZF1, VP8, KC1, BV2, T77, 4S7, VE8, JW5, 6Y5, FY5, VQ9, TZ6, HK4, VU7, S79, A61, 6H3, J37, CX6 on phone, plus LU9 and TG9 on RTTY.

Peter Cain ILA 297, of Newcastle-upon-Tyne, occasionally tears himself away from the amateur bands to have a bash on the airbands and his recent loggings include Honolulu on 11.384 and Sydney on 8.867.

Peter has also logged the following on 10m: TG, DU, FY, 9J, XX, HI, ZD9, 6W, KG6, KP5, VU7, HL, 7P, ZF and AH0; on 15m, HK0, 8P, TU, VP8, VK9, ZD9, Z21, TG, DU, A22, 3B8, VU7, KP5, AH9, V85 and ZD7; on 20m, HK0, 8P, 3B9, PY0, 3W, 9Q, VS6, VP2M, T30, 5W, ZD7, V44, ZL7 and VQ9; on 40m, HH, 5Z, HL, 5N, VS6, XE, HK, KP5, CE and 5T; and on 80m, A9, VP8, V3, VK3, TI, 5H1, HH and YI.

17m offered J7, PY, KH6, ZL and VK2, and 12m, HH, P29, VK4, FK, C6, 9J, V2, 3X and PZ.

The latest QSLs are 9Q5DG, VE8CB, 9X5NH, 9L1RK, TU2QQ, T53RC, FH5EF, 4S7VK, VP8BUO (80m), YJ8JS (10m), 4K0D, 9J2EZ and WY5L/KH3. Quite a respectable collection there.

On to the Broadcasting scene, Derek Taylor ILA 346, of Preston, claims one Continental (North America) award and three Medium Wave awards, plus the Broadcast Monitor Award.

Just look at some of his loggings (frequencies in brackets). ZAK, Antigua (1100); R Taino, Cuba (1040); R Orituko, Venezuela (1440); R del Fin, Colombia (106); OBXII R Corporación, Peru (1440); R Globo, Brazil (1100); R Relos (Porto Rico); R Surio, Cuba (1440); R Maneria, Chile (1060); R Caroni, Venezuela (1050); XEB, Mexico (1220); Air Nagpur, India (1566); BSKA, Saudi Arabia (1440); CBS, Taiwan (600); GRF, Greenland (570); VPL6, Trinidad (610); ZIZ, St Kitts (555), and a pile of callsigns from North American stations including WLAC (1510), CHTN (720), CKIM (1240), WHYM (1330), WENE (1430), WBT (1110), WONO (1400), CBE (1550), WQQW (1590), KOKA (1020), WTNN (670... a new station), KXEL (1540) and KFAB (1110).

This is real listening and, needless to say, gives Derek a lot of pleasure. He logs a number of stations that are new on the air so appreciate

his reports and many are surprised to receive reports from so far afield, for example station WJDY was transmitting on 1.470MHz on 30 October 1988 with only 45W of power.

### BARTG

The British Amateur Radio Teledata Group was founded thirty years ago as the teleprinter group. Nowadays, with computers doing most of the work and new modes being used, Teledata is more in keeping with their modern image. They have regular schedules and you can look for them around 1030, 1130 and 1230 on 80m, and 0700, 1200, 1500 and 1700 on 20m. All transmissions are at 45 baud, normal shift. They are also on 144.600 on either 45 or 50 baud from a number of stations in different areas throughout the country. Their club call is GB2ATG.

A reminder about the Radio Amateur Invalid and Blind Club which hosts 2m nets throughout the country on Sundays, and also the HF net on 80m on most days of the week. Frequencies vary, but try around 3.740 at 0930, or thereabouts.

### ILA

Have you noticed that I haven't plugged the ILA recently? For those new readers, the International Listeners Association was started up nearly four years ago by some *Amateur Radio* readers who wanted to swap information with other like-minded individuals.

At that time, there were about a dozen people who asked me to act as a go-between. Being a nice chap I agreed, and the membership has grown ever since worldwide.

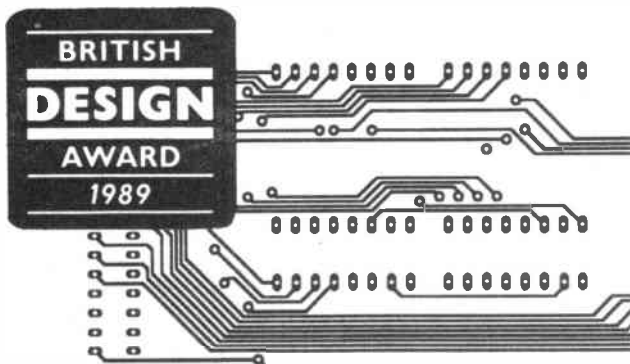
The number of awards available to listeners ranges from the fairly simple to the very difficult. There is also a quarterly newsletter, 'Just Listening', which offers tips, news and reviews as well as a number of items available to members, such as QSL cards and computer programs at cost price. Membership costs £1.50 per year.

You can become an ILA member by writing to the International Listeners Association, 1 Jersey Street, Hafod, Swansea SA1 2HF, or by seeing them at one of the rallies at Swansea, Longleat or Leicester later this year.

# MAKING ELECTRONICS C.A.D. AFFORDABLE

## PCB LAYOUTS AND SCHEMATICS

### TINY-PC, EASY-PC

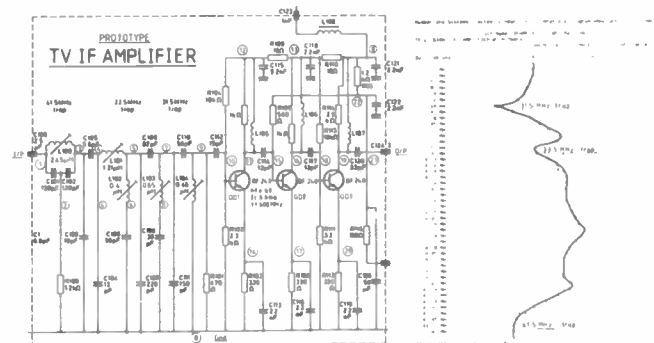


Are you still using tapes and a light box?  
Have you access to an IBM PC/XT/AT or clone including Amstrad 1640 & 1512?  
Would you like to be able to produce PCB layouts up to 17" square?  
With 8 track layers and 2 silk screen layers?  
With eight different track widths anywhere in the range .002 to .531"?  
With 16 different pad sizes from the same range?  
With pad shapes including round, oval, square, with or without hole?  
With up to 1500 IC's per board, from up to 100 different outlines?  
That can be used for surface mount components?  
That is as good at circuit diagrams as it is at PCB's?  
Where you can learn how to use it in around half an hour?  
Which with EASY-PLOT and EASY-GERB can output to pen-plotter or photo-plotter (via bureaux)

**PRICES: £95 + VAT (TINY-PC) £275 + VAT (EASY-PC)**

## CIRCUIT ANALYSIS BY COMPUTER

### ANALYSER II



For IBM PC/XT and clones including Amstrad 1512, 1640, RM NIMBUS and BBC B, B+ and Master.

"Analyser II" - Analyses complex circuits for GAIN, PHASE, INPUT IMPEDANCE, OUTPUT IMPEDANCE AND GROUP DELAY, over a wide frequency range.

Can save days breadboarding and thousands of pounds worth of equipment.

**PRICES FROM £130 + VAT.**

Write or phone for full details:

**Number One Systems Ltd 1**

**Ref: AR**  
**Harding Way, Somersham Road, St Ives, Huntingdon,**  
**Cambs PE17 4WR. Tel: St Ives (0480) 61778 (4 lines)**



## News and comment from Glen Ross G8MWR

### Space news

It has been some time since we reported on the latest developments in the satellite scene.

Let us start with Oscar 9 which is steadily getting itself into deeper problems. This particular 'bird' has been running out of steam for some time and is gradually falling back into the earth's atmosphere at a rate of descent of about 400m per day. The huge solar flare on 9 March made matters even worse for several days when the drag factor increased substantially, but it is now back to normal.

The UoSat organisation is running a competition for contestants to estimate the date and time when the final plunge into oblivion will take place. Prizes are being offered, and your entry form should be sent to: Orbital Decay Competition, AMSAT-UK, 94 Herongate Road, Wanstead Park, London E12 5EQ. You must include your name and QTH, the receiver used, the predicted date and time, and a short description of how you arrived at your conclusion.

### Method of re-entry

There is no easy way to predict the time and date of Oscar 9's destruction, but you might like to work along the lines suggested by G3AAJ in a recent copy of **RadCom**.

First make sure that your receiver is accurately calibrated. Next, monitor a pass of Oscar 9 by tuning to exactly 145.825, and check that the S meter is set to read centre-zero tuning. When you first hear the satellite, the meter will read off scale and gradually come to centre reading when the satellite is at the point of closest approach. Note the time this happens. If you then take a series of readings on subsequent passes, you can find out the exact orbit time and from that, the amount of decay. The rest is up to you. Good luck!

### Beacons

Before Oscar 9 finally gives up the ghost, you may like to try monitoring the

four HF band beacons that are carried on it. Because of early problems with getting the gravity gradient boom (which also acts as the HF aerial) out to its full length, these beacons have not been used previously.

All four beacons are now running, and the frequencies are 7.002, 14.002, 21.002 and 29.510MHz. The beacons carry telemetry at 12wpm CW, and some interesting propagational effects can be monitored if you are able to listen to two beacons at the same time.

### Contacts in space

One of the more interesting aspects of the VHF spectrum is trying to contact astronauts in space. This usually results in uncontrolled chaos and very few contacts. The astronauts on the Soviet Mir space station have improved chances of a QSO considerably; that is, if you count '5 and 9, OM' as a contact.

News is coming in of another American radio ham in space. He will be a crew member on the Columbia space shuttle mission, which is due to fly in March 1990. The various AMSAT organisations were given the go-ahead 'in principle' on 14 March this year.

### Operations

The operator concerned will be Ron WA4SIR, who will be the flight's astronomer and payload specialist for the Astro 1 system. However, when time permits, he will be using voice, video and packet communications.

The orbit of Columbia is planned to have an inclination of 28.5° and should give excellent opportunities for amateurs to make contact. Final approval depends on several other factors, so I will keep you informed as information becomes available.

### Oscar 10

The Australian AMSAT ground-station has reported that signals from 0-10 have been noted with considerable FM. This indicates that the satellite is not receiving enough sunshine to keep the Ni-

Cads fully charged. All amateurs are requested not to use the satellite until the end of May at the earliest. By that time, the satellite will be into more sunny conditions and in full use again.

Apart from the effects of the diminished battery, the various systems on board are performing well. If you can tolerate the temporary shut-downs, the experts predict that this bird will give many more years of useful service.

### The mole

Your friendly spy has revealed that the fee for Morse tests, administered by the RSGB, has increased from the present £7.00 to £10.00 for all people applying after 1 April this year. This represents an increase of nearly 43% when inflation is running at about 8%. To justify the new increase the inflation rate would need to be roaring along at well over 14%.

### Tardy

The other nasty point is that the press release announcing this rise did not leave the office until 22 March. Not much notice there. The RSGB claims to be in constant touch with the DTI so they must have known about the increase well before this date, and yet I remember no mention of it in **RadCom**. The RSGB is, it seems, yet again, poor on communication. And how about their concern about keeping down the cost to young people entering the hobby? On the basis of this increase, it seems likely that the cost of our licence could rise to about £17.00. The DTI has told me that this is 'not likely to happen in the near future'.

### CEPT licences

The latest list of countries which participate in the new CEPT system is Austria, Belgium, West Germany, France, Liechtenstein, Luxembourg, Monaco, Netherlands, Norway, Spain, Sweden, Switzerland and Turkey.

There seems to be a belief that you can simply take your rig to these countries and start operating using your British licence, but it is not as easy as that. There are several steps you should take beforehand. First, write to the RSGB asking for their information on CEPT. Next, contact the DTI in London and ask for the Radio Amateur Information Sheet nine, plus a copy of their booklet BR68. If your licence has been recently renewed, you will have received a copy of the 1989 licence regulations. If not, ask for a new copy of your licence and the regulations.

### Next steps

Information sheet nine contains the addresses of the various authorities for the countries in which you are going to travel. Write to them asking for copies of their licensing regulations, and any further information which they think would be helpful. When you travel abroad, take copies of all the information you have received from the various offices.

### Operating

Now we come to the tricky part which you must be very careful to comply with. You do not gain any extra facilities over



and above your British licence when you operate abroad. You must operate within the limits set by your British licence or the local licence, whichever has the greater restriction. For instance, if you are operating in Germany, remember that you can only run 400W maximum even though the German regulations allow operators to use much higher power. Also, although your licence allows you to operate on 6m the German one does not, therefore you are not allowed to operate on 50MHz. This also operates in reverse as a German visiting the UK cannot operate on 6m even though we can.

#### Six metres

You may remember that I mentioned that 6m was being proposed as a DX information channel. I also mentioned that it was yet another one of our frequencies to become a club spot, and that we were being slowly squeezed out of the band by specialist interest groups. As you may imagine, it brought a lot of response from readers, mainly along the lines of 'Well, what can we do about it?'

Some of the letters from HF band operators were very interesting, with most of them being very well reasoned. I thought I would quote extensively from a letter received from G4DYO, who is editor of the RSGB HF News Sheet. He feels that the HF fraternity has a strong case. Having read it you will probably feel much happier about giving up some space to him.

#### Points made

G4DYO gets his facts sorted right from the start by referring to 'Your article in Ham Radio', and that the objections to the idea are made by people who are 'Not clued up on radio matters'. He goes on to say that the frequency is used 'For discussing amateur radio matters, which is more than can be said for most class B operators'. He then makes several points which I think you might find of interest. 'Get rid of class B licences, *real* amateurs are those with CW ability. The B licence is what it infers—a second-rate job. Class Bs who cannot obtain the extra requirement for a "man's ticket" should have their licence withdrawn'.

#### There is more

G4DYO continues with some more excellent ideas. 'Get CW novices off the air, they are just QRM machines and space-wasters. Half of them won't pass the test while they have a hole in their...'

Another good point, 'Get Raynet off 2m. CB is the ideal medium for all emergency work. I could talk down twenty Jumbo jets in the time it takes...those guys (Raynet) to pass the time of day'. He continues by strongly urging 'Remove all repeaters'. Apparently, they are full of operators who 'waste time and whinge'. A last point he makes is to 'Get VHF (men) off HF. We don't want the 6m "freaks" using up valuable space on 10m'.

So, as I understand it, he is saying, 'Get

the VHF nets off our HF bands and then make way for our HF nets on the VHF bands by closing down the repeaters and rescinding the licences of all class B operators'.

I look forward to receiving the RSGB's comments on these proposals from their editor. Incidentally, G4DYO is QTHR if you want to add to the debate.

#### Questions

Let me finish by asking G4DYO a few questions. What is he achieving on the HF bands that has not been done fifty years ago with far simpler equipment? Has he ever tried working aurora, Sporadic-E and TEP on 50MHz? How about some moonbounce? Perhaps he has already tried full colour video on 10GHz. How about some experimental SSB on 24GHz? Has he tried troposcatter, investigated ducting, or the effects of solar flares? How about...? The list goes on.

Many other class Bs, including myself, have become involved in these activities. Oh, by the way, when I held a class A licence in 1950, I worked 110 countries on 28MHz in a single day. HF seemed so easy, so I moved to VHF, and here I stay.

#### Close-down

That's everything for this month. Keep all your news and comments coming to me at 81 Ringwood Highway, Coventry CV2 2GT. You can also contact me via packet at 9B7NUN. See you next month. Bye!

## Britain's leading four-wheel-drive action magazine

Each month 4x4 brings you:

- Four-wheel-drive news
- Green laning updates
- Off-road adventure
- The American scene
- Vehicle and equipment tests
- Technical articles
- The best writers on the off-road scene

*When you're in the muck, and really stuck  
It's the only one you need in your truck!*

*More fun than your average off-road magazine*

On sale at newsagents 2nd Thursday in every month

# GET DIRTY WITH



# WSE — HAM RADIO STORE

## ALINCO 2M FM ALR22E

The budget 2m FM rig that is low on price but high on spec. 25 watts with an rx coverage that extends from 140-170MHz (optional). Hundreds in use. Send for full colour brochure.



**£249**

## AZDEN PCS-6000 2M FM + AIRBAND!

This rig is unique. It provides 25 watts of FM on 144-146MHz plus full receive coverage from 108-180MHz AM/FM. 20 memories any duplex split in any memory, auto tone-burst, listen on input etc, etc. The airband section has been purpose designed for the job. Send today for colour brochure.



**£329**

## ALINCO DJ-100E 2M FM

DJ-100 2M FM

Latest rig from the ALINCO stable, this hand-held has been developed from the successful ALX-2E. Now incorporating LCD display and 10 memory channels it will fit into even small pockets! The extended receive range covers 140-170MHz and there are no extras to buy. Chris Lorek says in Ham Radio Today, "A lovely little transceiver with a very impressive technical performance".

**NEW**  
IN STOCK



**£219**

## ALINCO ALD-24E Dual Bander

If you thought that dual band rigs were expensive, then look again at this one. It gives true duplex operation with a single antenna output. Basically 2 rigs in one box, it has a superb specification covering 2m & 70cm FM. Extended receive coverage is possible upon request. Probably the most cost effective rig on the market. Send for full details today.



**£449**

## SSB/CW



**£189**

## QRP HF TRANSCEIVERS

Single banders for 80, 40 or 20m with 2 watts output SSB/CW. Fits into the pocket but can work the DX. These rigs have provided us with some fun recently, and they could do the same for you. Ideal for holidays, hotels or just a new challenge. Go anywhere, no TVI and beautifully engineered. VXO control, IRT, and a host of other features.

We got 569 from LA2 on 80m with an indoor wire and Ws on 20m! Send for specification.

## BOOKS & FREQUENCY LISTS

THE BOOKS THAT ARE USED BY THE PROFESSIONALS, NEWS AGENCIES, RADIO STATIONS, ETC.

UK Listeners' Confidential Frequency List 1.6 to 30MHz New 1989 Edition .....	£7.95
Complete Guide to VHF UHF Frequencies 25 to 2GHz .....	£5.95
VHF UHF Airband Guide to Commercial & Military .....	£5.95
HF Oceanic Airband Communications 1988 .....	£3.50
The Secret of Learning Morse Code .....	£4.95
Pocket Guide to RTTY & FAX Stations .....	£2.95
Marine Radio Frequency Guide HF & VHF .....	£4.95
Airband Radio Handbook Second Edition .....	£5.95
Air Traffic Control by D Adair .....	£6.99

## DIAMOND POWER METERS

A superb range of VSWR & Power meters from a very famous stable! All with new styling and RMS/PEP readings.

SX-100 1.6 to 60MHz up to 1kW .....	£95.00
SX-200 1.8 to 200MHz up to 200W .....	£65.00
SX-400 140-525MHz up to 200W .....	£79.00
SX-600 1.8 to 525MHz up to 200W .....	£119.00
SX-1000 1.8 to 1300MHz up to 200W .....	£159.00



Send for spec sheet

## ADONIS MICROPHONES

AM-303G Used by many stations to provide that distinctive voice quality on either FM or SSB. A switch selects the correct response for each mode. Touch buttons provide the PTT and the omni-directional microphone gives the distinctive quality that hand mics just can't match. Works with any rig and includes up/down controls.

**£49.95**



AM-503G As above but with speech compressor £65.95

## NEW! 730V-1 HF ANTENNA

Designed for DX operation on 10, 15, 20 and 40 metres, this aerial is highly efficient and yet easy to install in most situations. Full 1kW rating on SSB and full bandwidth performance at the 2:1 VSR points. No radials and single pole support point makes it ideal for even small QTHs. The robust construction and simple assembly makes this antenna a delight to use. Dimensions: Each element = 5.8m; Total span = 8.3m; Total height = 4.1m from base point to element tip line. 2in mast mounting and full instructions £149.00. Carriage £7.00 via Securicor



## NEW! MARINE FREQUENCY GUIDE

This is the latest addition to our frequency guides. It covers LF, HF and VHF, and lists all the UK coastal and port stations, with simplex, duplex and channel numbers together with traffic list times, channel designations etc. Full editorial is included about the marine service including emergency channels, SSB/RTTY/CW. Also listed are the world phone channels normally receivable in the UK. Most HF coastal stations listen on quite separate frequencies to those that they use for transmit. It's all in the guide. Super value as ever!

Marine Radio Frequency Guide £4.95 + £1

## SONY COMMUNICATIONS

ICF 2001D	150kHz-30MHz + Air .....	£297.00
ICF 7600DA	150kHz-30MHz AM + FM .....	£127.00
ICF 7600DS	150kHz-30MHz SSB/AM + FM .....	£157.00
ICF SW1	150kHz-30MHz AM Compact .....	£147.00
ICF SW1S	As above with full kit etc .....	£247.00

ICF PRO80	150kHz-225MHz SSB/FM .....	£297.00
ICF AIR7	108-174MHz + FM Broadcast .....	£227.00
AN1	Active short wave antenna .....	£49.00
ACD4M	Mains power supply charger .....	£19.95
BP23	Ni-Cad pack for AIR7/PRO80 .....	£16.95
DCC 127A	12V PSU/charger .....	£24.95

**WATERS & STANTON**

RETAIL & MAIL ORDER: 18-20 Main Road, Hockley, Essex SS5 4QS  
Tel: (0702) 206835/204965

RETAIL ONLY: 12 North Street, Hornchurch, Essex RM11 1QX  
Tel: (04024) 44765

Visa and Access by telephone. 24hr Answerphone



# BITS TO BUILD


## A CALIBRATOR CIRCUIT AND LIGHT INDICATOR

Some radio journals, this one excepted, appear to assume that, as a constructor, the radio amateur wants to spend a lot of money on components, perhaps with ready-etched PCBs and then labour for weeks to complete a complex project.

Past experience has taught me that many constructors like building little projects; the sort that only cost a pound or two and can be built in one evening with an excellent chance of working first time. They may not be in the forefront of high tech, but the two projects offered here are inexpensive, take very little time to build and will certainly work first time.

### A simple calibrator

The amateur radio literature and kit market is full of crystal calibrator circuits. These are crystal-controlled oscillators which give accurate frequency markers in a receiver. The licence regulations require everyone to have some form of independent frequency check – have a look. Few calibrator circuits can be simpler than this one.



The calibrator on perf board

The more sophisticated circuits give a range of frequency outputs; this one gives only a single output, but that is adequate for most purposes on the HF bands. The frequency is 100kHz, which is a very useful spacing for identifying frequencies on the HF amateur bands. The output can be clearly heard on a receiver up to 30MHz and in many receivers, well beyond that frequency.

The idea for this project came from my wish to add a calibrator to my old HF band receiver. I have a Drake 2B, a fine-valved receiver of the 1970s, which I use

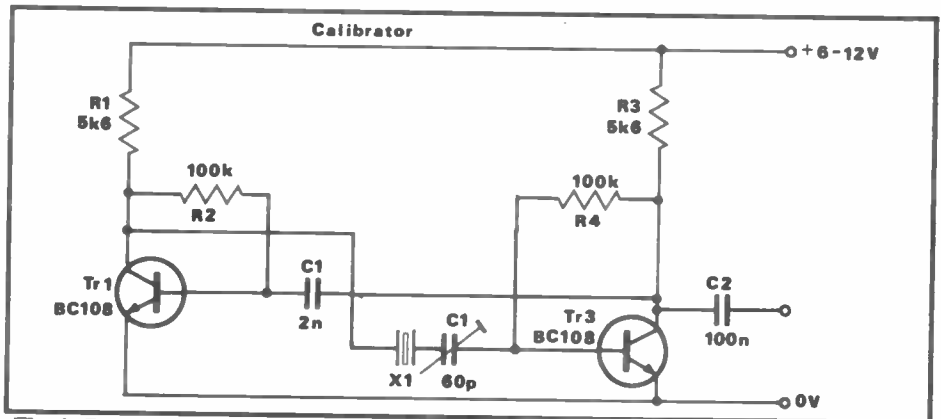


Fig 1: The circuit diagram of the calibrator

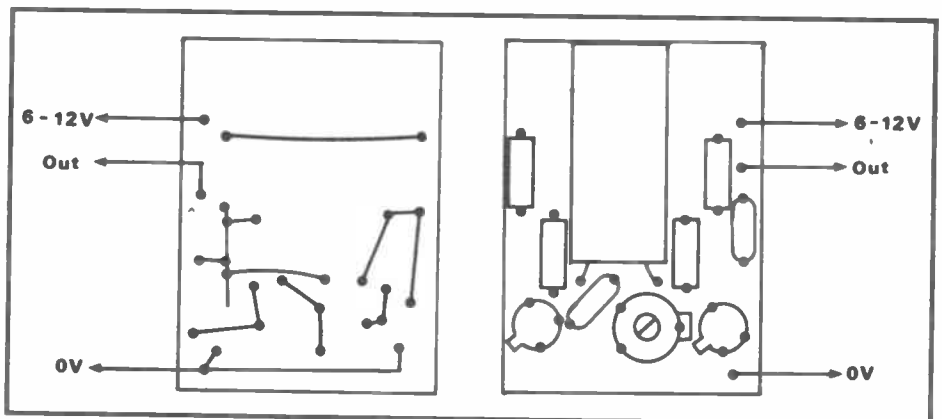


Fig 2: Board layout

alongside various little QRP transmitter boards for casual QRPing on the bands. It might seem an ancient item but I would match it against the most expensive HF receivers available today, at least I would to about 20MHz. One of the optional extras for the Drake 2B is a crystal calibrator; there is a switch for it on the front panel. The additional calibrator board plugs into the main chassis. My example of the receiver does not have the board, so I decided to build a simple calibrator which could be mounted in the same position and controlled by the existing front panel switch.

### The circuit

The circuit for the calibrator is shown in Fig 1. The more experienced 'circuit reader' will recognise it as a version of the multivibrator circuit. The output from each of the two transistors feeds back into the input of the other via a capacitor. It is sometimes used as a circuit for CW audio sidetone monitors. . . by those who do not mind assaulting their ears with an unpleasant tone.

This circuit application has two advantages, well, three if you count simplicity. 100kHz crystals are notoriously sluggish

in wanting to oscillate; after all, it is quite a large chunk of quartz that needs to be activated at such frequencies. This circuit coaxes the largest crystal into oscillation.

The second advantage is that the multivibrator circuit produces an oscillator which is rich in harmonics; just what is required for this circuit. The receiver has to pick up the harmonics of the 100kHz oscillator every 100kHz up to at least 30MHz for the circuit to be any use for the HF bands. The output is also high enough not to have to directly connect the circuit to the receiver's own circuitry.

The circuit uses two bipolar transistors (the BC108 has been used here, but any similar type, such as the BC183 would be suitable). The outputs of each transistor (at the collector) are fed via a capacitor into the input at the base of the other transistor.

The output of TR1 uses the crystal to couple from its collector to the base of TR2. This determines the frequency of the oscillation. The series capacitor VC1 is added in series with the crystal X1. This capacitor is a trimmer which is used to finely adjust the frequency of the oscillations.

# BITS TO BUILD

## Construction

For ease of construction, I built my version of this circuit on a small piece of 'perf board'. This circuit board material has a matrix of holes 0.1in apart. It is similar to veroboard but without the copper tracks. Perf board is available from mail order suppliers or branches of the Tandy chain of stores.

The layout of the completed board is shown in Fig 2. Mount the components in the same way as a conventional PCB, by pushing the leads through the appropriate holes and making the connections on the back of the board. As there are no copper tracks, the interwiring of the components is done by wires. Usually the components have enough extra lead length for the excess to be used for the interconnections. In some cases, wire may have to be added to make the connections.

The layout has been designed around the HC/34 metal housing for 100kHz crystals of the type often found for sale at radio rallies. Any type of 100kHz crystal may be used, but the older 10X-type plastic-housed crystals will require more board space with appropriate movement of other components. This layout could also be used if you want to etch a PCB.

## Testing

Once built, the calibrator is simple to test and use. First of all, the calibrator must be tuned to 100kHz. In the UK we have a free and highly accurate standard frequency source to check the calibrator: the Radio 4 long wave transmission on 200kHz (1,500m). At least it is there at present, although I understand that the EEC want us to move it.

To set the calibrator simply connect a few feet of wire to the calibrator output, and drape it near a radio tuned to Radio 4. The oscillator should be heard beating with the signal of Radio 4. Adjust VC1 for zero beat so that the tone of the

calibrator can no longer be heard.

The calibrator, when used with a short wave receiver, can be loosely coupled to the receiver by placing a wire from its output close to the antenna input of the receiver. In order to function effectively, the calibrator requires 6 to 12V which could perhaps be taken from the receiver's power supply. In my case I decided use the heater line of the Drake 2B to

power the calibrator. In fact, the calibrator 'on' switch was connected to the heater line and originally switched on a valve calibrator circuit. I added a small rectifier bridge and a smoothing capacitor to give a supply for the calibrator circuit. The circuit for this is shown in Fig 3. When used with a receiver, the calibrator should give useful 'pips' every 100kHz along the tuning range.

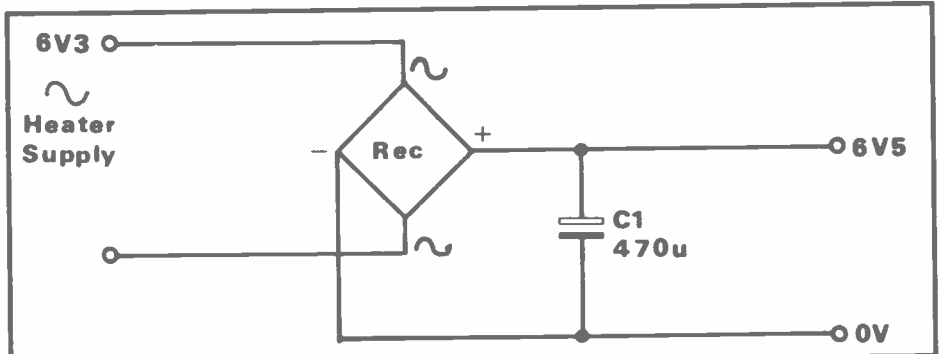


Fig 3: Power supply for valved receivers

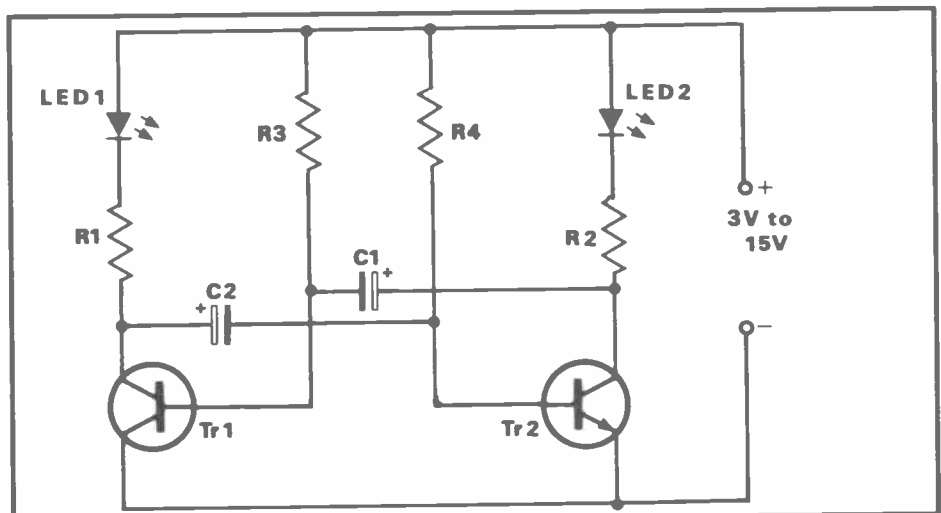
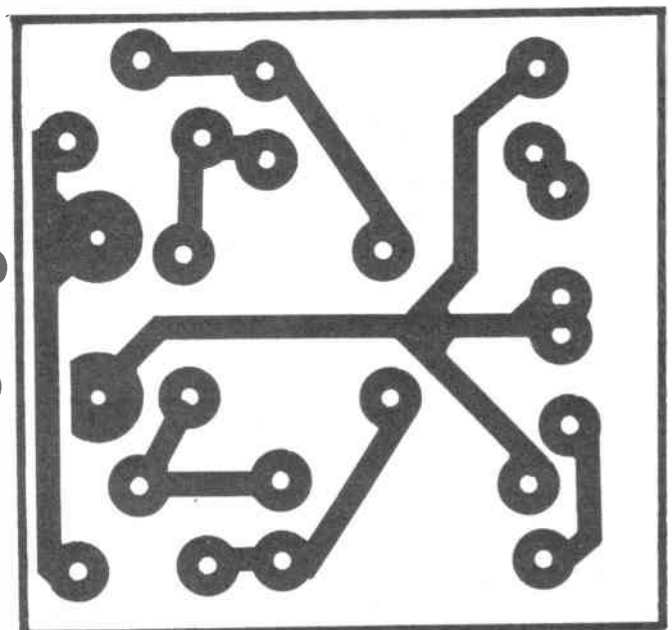
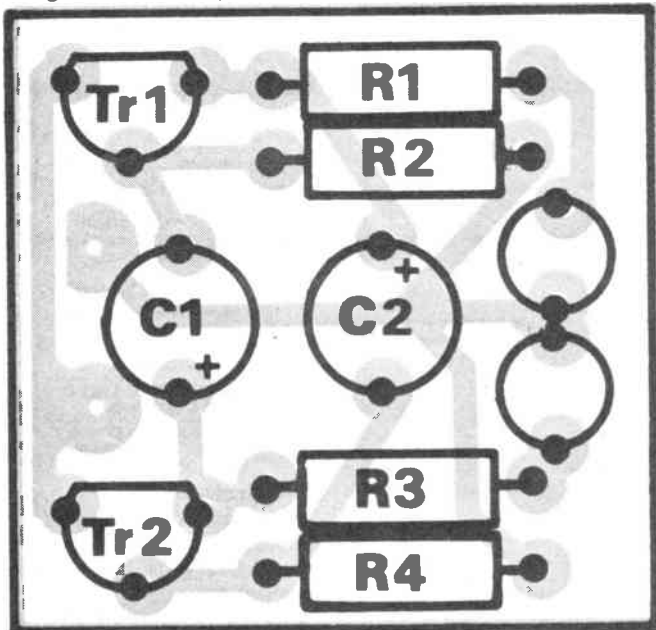


Fig 4: Blinking light indicator

Fig 5a: PCB overlay. (Top left) and Fig 5b: copper side (right)





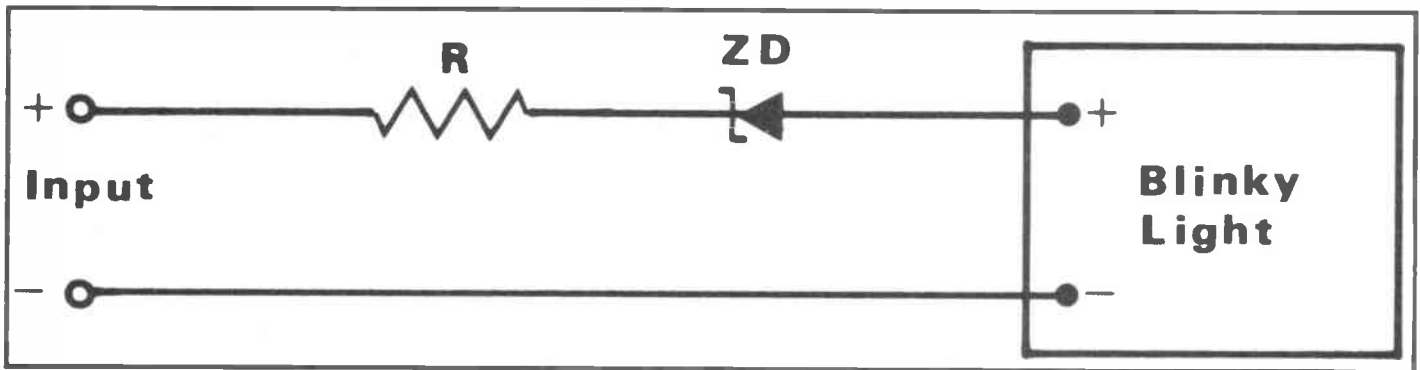


Fig 6: Voltage level indicator

## A blinking light indicator

Fig 4 shows yet another multivibrator circuit. This time the oscillator works at a low frequency and is used to switch on two LEDs in an alternating light sequence.

In this circuit, the two transistors T1 and T2 switch each other on and off alternately as a 'flip-flop' circuit. The collector lead of each transistor contains an LED with a series resistor, R3 and R4. The circuit oscillates between T1 and T2, alternately flashing the two LEDs on and off. This is the blinking light effect.

The rate at which the LEDs switch on and off is controlled by the ratio of C1/R3 and C2/R4. You can experiment with the value of C1 and C2 to obtain the desired

flashing rate. Extra LEDs can be added to the circuit by wiring them in series with LED1 and LED2. If this is done, the values of R1 and R2 will need to be lowered. They should have a suitable value to pass the required current to illuminate the LEDs.

The circuit is built up on a small PCB, the layout of which is shown in Fig 5. The board is only 1in square and so may be used where space is limited. As with the previous project, this circuit could be built on a small piece of perf board.

## Applications

The little flashing lights are a novelty and would, for example, enhance children's toys. A model train set might be

livened up with flashing light signals. Or, you could mount the LEDs at either side of a call sign or name badge with the circuit board behind the badge and a PP3 battery in a pocket.

One definite and useful application is a voltage indicator. The circuit for this is shown in Fig 6. By adding a zener diode (ZD) and a series-limiting resistor (R), the circuit will light when the input voltage is equal to voltage (zener) + 3V. R maintains the current to the circuit board at around 20mA. Finally, the values given here would provide an under-voltage indicator for a car battery.

These circuits will not set the electronics world alight but they are simple, cheap and useful.

OSCILLOSCOPES	
TEKTRONIX 2215 Dual Trace 60MHz Delay Sweep Dual Trc...	£475
TEKTRONIX 445 Dual Trace 100MHz Delay Sweep	£580
TEKTRONIX 454 Dual Trace 150MHz Delay Sweep	£600
TRO CS1065 Three Trace 60MHz Delay Sweep	£500
HTACHI V1050F Dual Trace 100MHz Delay Sweep	£580
THANDAR 10315 Dual Trace 150MHz Main/Soft Unused	£390
TELEQUIPMENT D755 Dual Trace 50MHz Delay Sweep	£275
IKUSUI 5530A Dual Trace 35MHz	£280
HAMEG 203.4 Dual Trace 20MHz	£290
HP 1220A Dual Trace 15MHz	£290
GOULD/ADVANCE CS1100 Dual Trace 30MHz	£210
GOULD/ADVANCE OS255 Dual Trace 15MHz	£210
COSSOR CS1150 Dual Trace 30MHz Delay Sweep Solid State	£190
Portable 8 x 10cm Display	£190
Optional front cover containing 2 probes etc.	£10
SE LABS SM111 Dual Trace 18MHz Solid State Portable AC or	£130
Internal DC operation 8 x 10cm Display	£130
SCOPLEX AD108 Dual Trace 10MHz	£180
TELEQUIPMENT 554A Single Trace 10MHz Solid State	£90
TELEQUIPMENT D61 Dual Trace 10MHz Solid State	£180
MARCONI TF2005 AM/FM 10MHz-1GHz Sig Gen	£500
MARCONI TF2008 AM/FM 10MHz-510MHz Sig Gen	£375
MARCONI TF2015 AM/FM 10-520MHz Sig Gen with Synchroniser	£550
TF2171	£450
MARCONI TF2015 without Synchroniser	£450
MARCONI TF2016 AM/FM 10MHz-120MHz with Synchroniser	£400
TF2172	£400
MARCONI TF2016 without Synchroniser	£300
MARCONI/SANDEERS SIG SOURCE 4255B 850-2150MHz	£280
DYMAR 1525 AM/FM 0.1-18MHz Sig Gen	£200
HP 694 SWEET OSCILLATOR 7-12.4GHz	£400
HP 620 Signal Generator 7-11GHz	£400
HP 614A Signal Generator 800-2100MHz	£400
FERRUGRAPH R15 Recorder Test Set	£275
WOLFE Wave & Pulser ME10B	£190
LEADER LM176A Two channel Millivoltmeter 5Hz-500kHz	£190
100V-300V	£125
LEVEL TG200DM 1Hz-1MHz Sine/Square	£125
MARCONI Automatic Distortion Meter TP2337A 400Hz or 1kHz	£180
Measures down to 0.01%	£180
MARCONI TP2700 Universal LCR Bridge Battery Operated	From £150
PHILIPS PM6545 FM Stereo Generator	£90
TRO BF SIGNAL GENERATOR type SG402 100kHz-30MHz Unused	£60
(P&P £7)	ONLY £75
ADVANCE 50625 AM 150kHz-220MHz	£40(P&P £7)

STEPPING MOTORS	
Type 1 200 Steps per rev 4 Phase (5 wire) 12/24V Torque 25oz	inch will run on 5V with reduced torque
Type 2 6/12 Steps per rev 3 Phase 12/24V (will work on 5V)	each of
Type 3 NORTH AMERICAN PHILIPS 24 Steps per rev 4 wire 5V	3.3 amp 0.250rpm 0.200 P/P
Type 4 200 Steps per rev 120V (3 wire) Torque 25oz inch	£4 each
Type 7 WARNER 24 Steps per rev 3 Phase (6 wire) 28V Holding	torque 45oz inch

ISOLATING TRANSFORMERS	
240V in-24V 200VA	£8(P&P £4)
240V in-24V out 100VA	£4(P&P £4)

USED EQUIPMENT - WITH 30 DAYS GUARANTEE. MANUALS SUPPLIED IF POSSIBLE THIS IS A VERY SMALL SAMPLE OF STOCK. SAE or Telephone for Lists. Please check availability before ordering. CARRIAGE all units £16 VAT to be added to Total of Goods & Carriage.

**STEWART OF READING**  
**110 WYKEHAM ROAD, READING, BERKS RG6 1PL**  
 Telephone: 0734 68041 Fax 0734 351696  
 Callers welcome 9am-5.30pm Mon-Fri (until 8pm Thurs)

**SPECIAL OFFER**  
**HAMEG MODULAR SYSTEM**  
 HM8001 Main Frame with HM8032 Sine Wave Generator  
 20Hz-20MHz: HM8030 2 Function Generator 0.1-1MHz  
 Sine/Sa/Triangle, and HM8011 2 Digital Multimeter 4/2  
 digit  
**ONLY £400**

DISK DRIVE PSU 240V in 5V 1.6A & 12V 1.5A out. Cased  
 Unused **ONLY £10 (P&P £3)**  
 FARNEL SWITCHED MODE PSU 5V 40A & -12C SAE28  
 out(P&P £4)  
 Other Switched Mode PSUs available. Please enquire  
 DISK DRIVES 5 1/4 in D5/D2 80 track. **from £80**  
 Some Keyboards available. Please enquire

**MULTIMETERS (P&P All AVO's £10)**  
 AVO 8 Complete with Batteries & Leads **From £50**  
 AVO 8 MkV Complete with Batteries & Leads **£90**  
 AVO TEST SET No 1 (Military version of AVO 8) Complete  
 with Batteries & Leads **£46**  
 TEST LEADS suitable for AVO METERS. Red & Black with 2  
 Croc-clips & 2 Prods **£68(P&P £3)**  
 Black 'Ever-Ready' case for AVO's Unused **£18(P&P £4)**

**NEW EQUIPMENT**  
 HAMEG OSCILLOSCOPE 604 Dual Trace 60MHz Delay  
 Sweep Component Tester + 2 Probes **£875**  
 HAMEG OSCILLOSCOPE 203.6 Dual Trace 20MHz  
 Component Tester with 2 Probes **£314**

BLACK STAR COUNTER TIMERS (P&P £5)	
APOLLO 10-100MHz Radio/Period/Time Interval etc	£222
APOLLO 100-100MHz (As above with more functions)	£298
BLACK STAR FREQUENCY COUNTERS (P&P £4)	£99
100-100MHz	£129
Melcor 600-600MHz	£178
Melcor 1000-1GHz	£178
BLACK STAR JUPITER 500 FUNCTION GENERATOR Sine/Square/Triangle 0.1Hz-500kHz (P&P £4)	£110
ORION COLOUR BAR GENERATOR Pal TV/Video	£289
HUNG CHANG DMM 7030 3 1/2 digit Hand-held 28 ranges including 10 amp AC/DC 1% Complete with Batteries & Leads (P&P £4)	£39.50
As above DMM 6010 0.25%	£33.50
Carrying cases for above	£3 each
OSCILLOSCOPES PROBES Switched x1 x10 (P&P £3)	£11

## TRANSFORMERS

**EX STOCK**

12/24V or 12-0-12V 2x12V Secs	30/15V or 15-0-15V	60/30V or 30-0-30V
24V 12V £ P&P	2x18V Tapped Secs	2x30V Tapped Secs
0.15 0.03 3.44 1.87	Volts available: 3, 4, 6, 8, 8, 8, 8, 10, 15, 18, 20, 27, 30V or 15-0-15V	Volts available: 16, 18, 36, 40, 60V or 24-0-24V or 30-0-30V
0.25 0.5 3.64 1.87		
0.5 1 4.36 1.98		
1 2 6.08 2.09	30V 15V £ P&P	60V 30V £ P&P
2 A 4 7.01 2.20	0.5 1 4.55 1.81	0.5 1 6.72 2.09
3 M 6 12.08 2.36	1 2 6.19 1.98	1 A 2 10.25 2.20
4 P 6 12.87 2.42	2 A 4 10.01 2.20	2 M 4 13.17 2.53
6 S 12 15.62 2.64	3 M 6 11.60 2.42	3 P 6 19.05 2.64
8 16 18.59 3.08	4 P 8 13.84 2.53	4 S 8 21.72 2.75
10 20 25.02 3.52	5 S 10 16.82 2.74	5 10 27.46 3.19
15 30 31.10 3.63	6 16 25.74 3.02	6 12 31.32 3.41
20 40 44.40 4.12	8 16 25.74 3.02	8 16 44.04 4.12
30 60 63.75 4.89	10 20 29.94 3.24	10 20 51.28 4.40
41 83 73.41 6.32	12 24 33.42 3.45	12 24 59.09 5.22
	15 30 37.43 4.01	
	20 40 51.10 6.54	

**MAINS ISOLATORS**  
 Pyl 150V x 2 or 220/240V or 415/440V Sec 440V or 240V or 110V Centre Tapped

10VA	50/25V or 25-0-25V	2x25V
60 13.80 2.69	Tapped Secs to give: 8, 7, 8, 10, 13, 17, 20, 25, 33, 40, 50V or 30-0-30V or 25-0-25V	96V 38/48V £ P&P
100 15.87 2.91	50V 25V £ P&P	0.5 1 7.16 1.76
200 22.49 3.52	0.5 1 5.91 2.09	1 2 12.80 2.31
250 27.20 3.63	1 A 2 7.19 2.20	2 A 4 21.05 2.91
500 41.91 4.23	2 M 4 12.81 2.75	3 M 6 25.49 3.02
1000 76.01 5.33	3 P 6 14.82 2.92	4 P 8 32.54 3.32
1500 98.04 6.54	4 S 8 20.30 3.24	5 S 10 46.21 4.18
2000 117.96 6.54	6 12 25.81 3.45	6 12 57.87 4.40
3000 165.41 O/A	8 16 36.52 4.12	8 16 63.12 5.28
6000 353.43 O/A	10 20 43.34 4.41	
	12 24 51.87 5.22	

**AUTOS**  
 105, 115, 200, 220, 230, 240V  
 For step-up or down

80VA	150	250	350	500	1000	1500	2000	3000	4000	5000	7500	10kVA
£5.91	10.03	12.25	14.05	19.05	34.03	40.40	60.41	102.72	133.35	155.28	239.70	283.23
P&P 1.92	2.09	2.31	2.75	3.08	3.68	4.18	5.11	6.32	O/A	O/A	O/A	O/A

**CASED AUTOS**  
 240V Cable Input, 3-pin 115V USA Socket Output

20VA	60	80	150	250	500	1000	2000	3000
£9.85	13.98	17.34	21.13	34.66	55.65	88.70	124.46	O/A
P&P 2.03	2.14	2.58	3.57	3.90	4.90	6.16	O/A	O/A

**110V to 240V Cased Autos now available**  
 Please add 15% to all items after P&P Send SAE for lists

**TOOL TRANSFORMERS**  
 240-110V CT Cable Input  
 16A Socket Output

**INVERTERS**  
 12/24V DC to 240V AC  
 Sine-wave or Square Wave

**CONSTANT VOLTAGE**  
 Transformers for Spike-free Stable Mains

**Also Valve Mains & Output Transformers**

**TRANSFORMER WINDING SERVICE** 3VA to 18kVA

**TOROIDALS**  
 Batches Would to Order

**AVO's & MEGGERS**  
 Full range

Unit 211, Stratford Workshops, Burford Road, London E15 2SP

**BARRIE ELECTRONICS LTD**  
 TELEPHONE: 01-555 0228 (3 lines)



RACKS CABINETS & FANS

SURPLUS BOUGHT & SOLD

ELECTRONIC COMPONENTS & OBSOLETE IC'S

MONITORS VDU'S & PLOTTERS

1000'S OF ITEMS IN STOCK

COMPUTER SYSTEMS & PERIPHERALS

RELAYS MOTORS & STEPPERS

POWER SUPPLIES & INVERTERS

ALL TYPES OF TEST EQUIPMENT

PRINTERS DISK DRIVES & KEYBOARDS

VIDEO EQUIPMENT & CAMERAS

# THE 'ALADDINS' CAVE OF ELECTRONIC & COMPUTER EQUIPMENT

## COLOUR MONITORS

16" Decca, 80 series budget range, colour monitors, features include: PIL tube, attractive teak style case, guaranteed 80 column resolution, only seen on monitors costing 3 times our price, ready to connect to a host of computer or video outputs. Manufacturers fully tested surplus, sold in little or hardly used condition with 90 day full RTB guarantee. 1000's Sold to date.

DECCA 80 RGB - TTL + SYNC input for BBC type interface etc. DECCA 80 COMP 75 (1) composite video input with integral audio amp & speaker ideal for use with video recorder or TELEBOX ST or any other audio visual use. **Only £99.00 (E)**

## HIGH DEFINITION COLOUR

BRAND NEW CENTRONIC 14" monitors in attractive style moulded case featuring hi res Mitsubishi 0.42 dot pitch tube with 669 x 507 pixels, 26kHz bandwidth. Full 90 day guarantee.

Order as 1002-N2 for TTL + sync RGB for BBC etc £159.00 (E)  
1003-N1 for IBM PC etc fully CGA equiv £189.00 (E)  
1006-N2 RGB interface for QL 85 columns £169.00 (E)

## 20" & 22" AV Specials

Superbly made, UK manufacture, PIL tube, all solid state colour monitors, complete with composite video and sound inputs, attractive teak style case, ideal for a host of applications including Schools, Shops, Disco's, Clubs etc. Supplied in EXCELLENT little used condition with 90 day guarantee.

20" Monitor £185.00 (F) 22" Monitor £185.00 (F)

## MONOCHROME

MOTOROLA M1000-100 5" CRT black & white compact chassis monitor measuring only cm 11.6h, 12w, 22d, ideal for CCTV or computer applications. Accepts standard Composite video or individual H & V syncs. Operates from 12v DC at approx 0.8a. Some units may have minor screen marks, but still in very usable condition. Fully tested with 30 day guarantee & full data. **Only £29.00 (C)**

Fully cased as above, with attractive moulded, desk standing swivel and tilt case. Dim. cm 12h, 14.5w, 26d. **£39.00 (C)**

JVC type 781-7 8" Ultra compact black & white chassis monitor for 12v 0.7A DC operation Dim cm 11h, 14w, 18d. Simple DIY circuit data included to convert data and separate sync input to composite video input. Ideal portable equipment etc. Supplied with full data. **Brand New £65.00 (E)**

KGM 324 8" Green Screen, little used fully cased, mains powered high res monitors with standard composite video input. Fully tested and in excellent condition. **£49.00 (E)**

20" Black & White monitors by AZTEK, COTRON & NATIONAL. All solid state, fully cased monitors, ideal for all types of AV or CCTV applications. Units have standard composite video inputs with integral audio amp and speaker. Sold in good, used condition. Fully tested with 90 day guarantee. **Only £85.00 (F)**

## FLOPPY DRIVE SCOOP

Drives from Only £39.95

A MASSIVE purchase of standard 5.25" disk drives enables us to offer you prime product at all time super low prices. All units unless stated are removed from often BRAND NEW equipment, fully tested and shipped to you with a full 120 day guarantee. All units offered operate from +5 and +12 volts DC, are of standard size and accept the common standard 34 way interface connector.

TANDON TM100-2A IBM compatible 40 track FH double sided **Only £39.95 (B)**

TANDON TM101-4 FH 80 track double sided **Only £49.95 (B)**

JAPANESE Half height double sided drives by Canon, Teac, Toshiba etc. Specify 40 or 80 track. **Only £75.00 (B)**

TEAC FD55-F 40-80 track double sided Half Height **Brand New £115.00 (B)**

## DISK DRIVE ACCESSORIES

34 Way interface cable and connector single **£5.50**, Dual **£8.50 (A)**

5.25" DC power cable 1.75. Fully cased PSU for 2 x 5.25" Drives **£19.50 (A)** Chassis PSU for 2 x 8" drives **£39.95 (B)**

## 8" DISK DRIVES

SUGART 800/801 single sided refurbished **£175.00 (E)**

SUGART 851 double sided refurbished **£260.00 (E)**

mitsubishi M2694-63 Double sided switcheable Hard or Soft sector **BRAND NEW £275.00 (E)**

SPECIAL OFFER Dual 8" drives with 2mb capacity in smart case with integral PSU **ONLY £499.00 (F)**

## COMPUTER SYSTEMS

TATUNG PC2000. Big brother of the famous EINSTEIN, the TPC2000 professional 3 piece system comprises: Quality high res GREEN 12" monitor, Sculptured 82 key keyboard and plink unit containing the Z80A CPU and all control electronics PLUS 2 integral TEAC 5.25" 80 track double sided disk drives. Many other features include Dual 8" IBM format disk drive support, Serial and parallel outputs, full expansion port, 64k ram and ready to run software. Supplied complete with CPM, WORDSTAR, BASIC and accounts package. **BRAND NEW**

Full 90 day guarantee. **Only £299(E)**

EQUINOX (IMS) S100 system capable of running either TURBO or standard CPM. Unit features heavy duty box containing a powerful PSU, 12 slot S100 backplane, & dual 8" double sided disk drives. Two individual Z800 cpu boards with 192k of RAM allow the use of multi user software with upto 4 RS232 serial interfaces. Many other features include battery backed real time clock, all IC's socketed etc. Units in good condition and tested prior despatch, no documentation at present, hence price of only £245.00 (F)

S100 PCB's IMS A465 64k dynamic RAM. **£55.00 (B)** IMS A930 FDC controller **£85.00 (B)**. IMS A082 CPU & I/O **£65.00 (B)**

SAE for full list of other S100 boards and accessories.

## PRINTERS

Both purchase brings you incredible savings on a range of printers to suit all applications. Many other "one off bargains" can be seen at our South London Shop

HAZELTINE ESPRINT Small desktop 100 cps print speed with both RS232 and CENTRONICS interfaces. Full pin addressable graphics and 6 user selectable type fonts. Up to 9.5" single sheet and tractor paper handling. **Brand New Only £199.00 (E)**

CENTRONICS 150 series. A real workhorse for continuous use with tractor feed paper, either in the office, home or factory, desk standing. 150 cps 4 type fonts and choice of interfaces. Supplied BRAND NEW

Order as:

- 150-SN up to 9.5" paper handling **£185.00 (E)**
- 150-SW up to 14.5" paper handling **£225.00 (E)**
- 150-GR up to 14.5" paper plus full graphics **£245.00 (E)**

When ordering please specify RS232 or CENTRONICS interface.

## Ultra Fast 240 cps NEWBURY DATA NDR 8840 High Speed Printers Only £449 !!

A special purchase from a now defunct Government Dept enables us to offer you this amazing British Made, quality printer at clearance prices, SAVING YOU OVER £1500 !! The NDR8840 features high speed 240 cps print speed with integral, fully adjustable paper tractor, giving exceptional fast paper handling for multi part forms etc. The unit features 10 selectable type fonts giving up to 228 printable characters on a single line. Many other features include internal electronic vertical and horizontal tabs, Self test, 9 needle head, Up to 15.5" paper, 15 million character ribbon cartridge life and standard RS232 serial interface. Sold in SUPERB tested condition with 90 day guarantee. **Only £449.00 (F)**

EPSON model 512 40 column 3.5" wide paper roll feed, high speed matrix (3 lines per second) printer mechanism for incorporation in point of sale terminals, ticket printers, data loggers etc. Unit features bi directional printhead and integral roll paper feed mech with tear bar. Requires DC volts and simple parallel external drive logic. Complete with data. RFE and tested. **Only £449.95 (C)**

EPSON model 542 Same spec as above model, but designed to be used as a slip or fatbed printer. Ideal as label, card or ticket printer. Supplied fully cased in attractive, small, desk top metal housing. Complete with data. RFE and tested. **Only £55.00 (D)**

PHILIPS P2000 Heavy duty 25 cps bi directional daisy wheel printer. Fully DIABLO, GUME, WORDSTAR compatible. Many features include full width padding - up to 15" paper, host of available daisy wheels, single sheet paper handling, superb quality print. Supplied complete with user manual & 90 day guarantee plus FREE dust cover & daisy wheel. **BRAND NEW Only £225.00 (E)**

Most of the items in this Advert, plus a whole range of other electronic components and goodies can be seen or purchased at our

## \*\* South London Shop \*\*

Located at 215 Whitehorse Lane, London SE25. The shop is on the main 68 bus route and only a few miles from the main A23 and South Circular roads. Open Monday to Saturday from 9 to 5.30, parking is unlimited and browsers are most welcome. Shop callers also save the cost of carriage.

## MODEMS

Modems to suit all applications and budgets. Please contact our technical sales staff if you require more information or assistance.

## SPECIAL PURCHASE V22 1200 baud MODEMS ONLY £149 !!

MASTER SYSTEMS type 2/12 microprocessor controlled V22 full duplex 1200 baud. This fully BT approved modem employs all the latest features for error free data comms at the staggering speed of 120 characters per second, saving you 75% of your BT phone bills and data connect time !! Add these facts to our give away price and you have a superb buy !! Ultra slim unit measures only 45 mm high with many integral features such as Auto answer, Full LED status indication, RS232 interface, Remote error diagnostics, SYNC or ASYNC use, SPEECH or DATA switching, Integral mains PSU, 2 wire connection to BT line etc. Supplied fully tested, EXCELLENT slightly used condition with data and full 120 day guarantee.

## LIMITED QUANTITY Only £149 (D)

CONCORD V22 1200 baud as new **£330.00 (E)**

CONCORD V22 1200-2400 BIS **£399.00 (E)**

RIDON Ex BT Modem 27 V22 1200 **£225.00 (E)**

DATTEL 4800 / RACAL MPS 4800 EX BT modem for 4800 baud sync use. **£295.00 (E)**

DATTEL 2412 2780/3780 4 wire modem unit EX BT fully tested. **£199.00 (E)**

MODEM 20-1 75-1200 BAUD for use with PRESTEL etc EX BT fully tested. **£49.00 (E)**

TRANSDATA 307A 300 baud acoustic coupler with RS232 I/O **Brand New £49.00 (E)**

RS232 DATA CABLES 16 ft long 25w D plug to 25 way D socket. Brand New **Only £9.95 (A)**

As above but 2 metres long **£4.99 (A)**

BT plug & cable for new type socket **£2.95 (A)**

## RECHARGEABLE BATTERIES

Maintenance free, sealed long life LEAD ACID

A300 12v 3 Ah **£13.95 (A)**

A300 6v 3 Ah **£9.95 (A)**

A300 6-0-6 v 1.8 Ah **RFE £5.99 (A)**

## NICKEL CADMIUM

Quality 12 v 4 Ah cell pack. Originally made for the TECHNICOLOUR video company, this unit contains 10 high quality GE nicad, D type cells, configured in a smart robust moulded case with DC output connector. Dim cm 19.5 x 4.5 x 12.5. Ideal portable equipment etc. **BRAND NEW £24.95 (E)**

12v 17 Ah Ultra rugged, all weather, virtually indestructible rechargeable NICAD stack by ALCAD. Unit features 10 x individual type XL1.5 cells in wooden crate. Supplied to the MOD and made to deliver exceptionally high output currents & withstand long periods of storage in discharged state. Dim cm 81 x 14 x 22. Cost over £250. Supplied unused & tested complete with instructions. **£95.00 (E)**

EX EQUIPMENT NICAD cells by GE Removed from equipment and believed in good, but used condition. 'F' size 7Ah 5 for £8 (B) Also 'D' size 4Ah 4 for £5 (B)

## BRAND NEW 85 Mb Disk Drives ONLY £399

End of line purchase enables this brand new unit to be offered at an all time super low price. The NEC D2248 8" 80 Mb disk drive features full CPU control and industry standard SMD interface. Ultra high speed data transfer and access times leave the good old ST506 interface standing. Supplied BRAND NEW with full manual. **Only £399.00 (E)**

Dual drive, plug in 135 Mb sub system for IBM AT unit in case with PSU etc. **£1499.00 (F)**

Interface cards for upto 4 drives on IBM AT etc available **Brand new at £395.00**

## POWER SUPPLIES

All power supplies operate from 220-240 v AC Many other types from 3v to 10kv in stock. Contact sales office for more details.

PLESSEY PL12/2 Fully enclosed 12v DC 2 amp PSU. Regulated and protected. Dim cm 13.5 x 11 x 11 **New £16.95 (B)**

AC-DC Linear PSU outputs of +5v, 5.5a, -5v, 0.6a, +24v 5a. Fully regulated and short proof. Dim cm 28 x 12.5 x 7 **New £49.50 (C)**

POWER ONE PHC 24v DC 2 amp Linear PSU fully regulated **New £19.95 (B)**

BOSHART 13088 switch mode supply ideal disk drives or complete system. +5v 6a, +12 2.5a, -12 0.5a, -5v 0.5a. Dim cm 5.6 x 21 x 10.8 **New £29.95 (B)**

BOSHART 13090 same as above spec but outputs of +5v 6a, +24v 1.5a, +12v 0.5a, -12v 0.5a **New £39.95 (B)**

GREENDALE 19A80E 60 Watt switch mode outputs +5v 6a, +12v 1a, -12v 1a, +15v 1a, D, 11 x 20 x 5.5 **RFE Tested £24.95 (B)**

CONVER AC130-3001 High grade VDE spec compact 130 watt switch mode PSU. Outputs give +5v 15a, -5v 1a, + & -12v 6a. Dim 6.5 x 27 x 12.5 Current list price £190. Our price **New £59.95 (C)**

FARNELL G6/40A Compact 5v 40 amp switch mode fully enclosed **New £140.00 (C)**

FARNELL G24 5S Compact 24v 5 amp switch mode fully enclosed **New £95.00 (C)**


## Special Offer EXPERIMENTORS PSU

ONLY £16.95 (C)

Made to the highest spec for BT this unit gives several fully protected DC outputs most suited to the Electronics Hobbyist. +5v 2a, + & -12v 1a, +24v 1a and +5v fully floating at 50ma. Ideal for school labs etc. Quantity discount available. **Fully tested with data RFE - Removed From Equipment**

## The AMAZING TELEBOX Converts your monitor into a QUALITY COLOUR TELEVISION

Brand new high quality, fully cased, 7 channel UHF PAL TV tuner system. Unit simply connects to your TV aerial socket and video monitor turning same into a fabulous colour TV. Don't worry if your monitor doesn't have sound, the TELEBOX even has an integral audio amp for driving a speaker plus an auxiliary output for Headphones or Hi Fi system etc. Many other features: LED Status indicator, Smart moulded case, Mains powered, Built to BS safety specs. Many other uses for TV sound or video etc. Supplied BRAND NEW with full 1 year guarantee. Carriage code (B)



TV SOUND & VIDEO TUNER ONLY £29.95

TELEBOX ST for monitors with composite video input **£29.95**

TELEBOX STL as ST, but fitted with integral speaker **£34.95**

TELEBOX RGB for use with analogue RGB monitors **£99.95**

Colour when used with colour CRT. RGB version NOT suitable for IBM-CRT ONLY type colour monitors. DATA sheet on request. PAL overseas versions CALL...

## COOLING FANS

Keep your hot parts COOL and RELIABLE with our range of BRAND NEW cooling fans.

AC FANS Specify 240 or 110 v

3" Fan dim 80 x 80 x 38 **£8.50 (B)**

3.5" ETRI slimline 92 x 92 x 25 **£9.95 (B)**

4" Fan Dim 120 x 120 x 38 **£9.95 (B)**

As above - TESTED RFE **Only £4.95 (C)**

10" round x 3.5" Rotom 10v **£10.95 (B)**

## DC FANS

Papst Miniature DC fans 62x62x25 mm

Order 812 6-12v or 814 24v **£15.95 (B)**

4" 12v DC 12w 120 x 120 x 38 **£12.50 (B)**

4" 24v DC 8w 120 x 120 x 25 **£14.50 (B)**

BUHLER 12v DC 62 mm **£12.95 (A)**

100's of other fans and blowers in stock CALL or SAE for more details

## SPECIAL INTEREST

Please call for availability or further info.

RACAL-REDAC real time, colour drafting PCB layout system **£3950**

DEC VAX11/750 inc 2 Mb Ram DZ, and full doc etc. **Brand New £8500**

HP7580A 8 pen digital A1 drum plotter with IEEE interface **As New £4750**

CHEETAH Telex machine **£995**

1.5 kw 115v 60 Hz power source **£950**

500 watt INVERTER 24v DC to 240v AC sine wave 50 Hz output **£275**

SOLDER SYSTEMS tin lead roller tinning machine for PCB manufacture **£450**

CALLAN DATA SYSTEMS multi user INTEL based UNIX system complete with software and 40 Mb Winchester disk drive. **£2750**

WAYNE KERR RA200 Audio, real time frequency response analyzer **£3000**

TEKTRONIX 1411/R PAL TV test signal standard. **£9800**

TEKTRONIX R140 NTSC TV test signal standard. **£875**

HP 3271A Correlator system **£350**

PLESSEY portable Microwave speech / data link 12v DC, 70 mile range. The pair **£275.00**

19" Rack cabinets 100's in stock from **£15.00**

# DISPLAY ELECTRONICS

All prices for UK Mainland. UK Customers must add 15% VAT to total order value. Minimum order, cash £5, Credit Card £10. Official account orders from Government Depts, Universities, Schools & Local Authorities welcome - minimum account order value £25. Carriage charges (A) £1.50, (F) £3.50, (C) £6.50, (D) £8.50, (E) £10.00, (F) £15, (G) Call. All goods are supplied subject to our standard conditions of sale. All guarantees given on a return to base basis. We reserve the right to change prices & specifications without prior notice. Bulk trade & export enquiries most welcome.

MAIL ORDER & OFFICES  
Open Mon-Fri 9.30-5.30  
32 Biggin Way,  
Upper Norwood,  
London SE19 3XF

LONDON SHOP  
1000's of Bargains for callers  
Open Mon-Sat 9-5.30  
215 Whitehorse Lane,  
South Norwood, London SE25

DISTEL © The ORIGINAL  
FREE of charge dial up data base  
1000's of items + info ON LINE NOW!!  
300 baud 01 679 1888, 1200/75 01 679  
6183. 1200 FDX 01 679 8769


ALL ENQUIRIES  
01 679 4414  
FAX 01 679 1927  
TELEX 894502





# LOOK WHAT YOU GET EVERY MONTH IN

# Amateur RADIO



- ★ **DX DIARY** Don Field G3XTT with all the news of rare DX, contests and DXpeditions
- ★ **ON THE BEAM** Glen Ross G8MWR with all the news and comment from bands above 50MHz
- ★ **SECOND-HAND** Hugh Allison with valuable advice on buying second-hand and plenty of tips on repairs and improvements to your gear
- ★ **50MHz** Ken Ellis G5KW with the latest developments on 6m

MORE NEWS, MORE FEATURES, MORE FUN,  
MORE STYLE THAN ANY MAGAZINE AVAILABLE  
ON THE MARKET TODAY

Make sure of your copy by placing a regular order at your newsagents or by taking out an inflation proof subscription, with early delivery to your door each month

## AMATEUR RADIO SUBSCRIPTION ORDER FORM

To: Subscription Department • Amateur Radio •  
45 Union Road • Croydon •  
Surrey • CR0 2XU Tel: 01-684 9542

PLEASE SUPPLY: (tick box) for 12 issues, all rates include P & P

Inland  World-Surface  Europe-Air  World-Air   
£26.50 ..... £28.55 ..... £32.40 ..... £36.25 .....

NAME .....

PAYMENT ENCLOSED: £ -

Cheques should be made payable to Amateur Radio, Overseas payment by International Money Order, or credit card

ADDRESS .....

CREDIT CARD PAYMENT    EXPIRY DATE

...../.....

Postcode .....

Signature .....





RSGB newsletter, edited by G4ASR, contains a full account of these openings from 25 May to 21 July 1987.

### Conclusions

G H Grayer G3NAQ, an authority on 50MHz openings, wrote a thesis dated 19 November 1987 which states: 'The majority of 50MHz openings are as a result of multi-hop Sporadic-E reflections.' However, in the March 1987 issue of **Amateur Radio**, another authority on the subject contends: 'Opinions differ amongst the more experienced as to whether they are due to multi-hop Es or a form of ducting when Es are present at both ends of the path'.

Ray Cracknell G2AHU, an expert on propagation, writes: 'I have always been a believer in the old army frequency selection method of looking only at the first and last point of refraction from the ionosphere. If we do this we see that

although the first point of encounter to the south/west is undoubtedly from Es, the last is almost certainly from F2. Whatever happens in between is a matter of *your guess is as good as mine.*'

### From the mailbox

Mike G3SED, from Portsmouth, has sent in this report.

'After the large aurora of 13-14 March, 6m continued to yield daily TEP openings to central and southern Africa. On the south coast of England, peak times were between 1000hrs to 1300hrs, and on good days a further "greyline" peak occurred at around 1730hrs. Stations worked on 15 March include 9H1CG, 9H1JQ (running 200mW) and 9H1ES (running 500mW). During 18-30 March: G3GJQ/5NO, TU2MA, J52US, PZ1AP, LU9AEA, KP2A, TR8CA and forty-eight ZA QSOs.'

Mike G3JVL, also from Portsmouth, sent this report which covers 8 March to

13 April, when he had over 120 QSOs with fourteen different countries.

'On 12 March at 1657hrs, the very high solar noise continued after our sunset time up to -100dBm for a long while.

'On 13 March at 1400hrs, I witnessed the best aurora I have ever seen or heard. At 1414hrs PA0HIP was first heard at 31A. During the rest of the day and up to 0230hrs the next day, this event continued with very strong signals for most of the time. Stations in G, GD, GI, GM, GW, EI, PA, LA and SM were worked on 6m, and further crossband contacts were made with DL, HB9 and OZ.

'OH9NLO, near the Arctic circle, was heard for a long time without a QSO being made. In Portsmouth, no transatlantic signals were heard in IO9OMS. There were reports of VE1YX being heard and of him hearing the GB3SIX beacon, although he made no QSOs. The only reported QSO was made by G4GLT with a W1.

'On 18 March CT8LN was heard working CX8BE and LU3EX. They were not audible in the UK.

'On 26 March at 1137hrs, ZR5AAX worked G3SED. He was not audible, even though he was only 15km to the south of Portsmouth! This is a typical example of how localised some of these intriguing openings can be. Don't blame your rig or aerial, it's a fact of life.'


That concludes another month. See you next time. 73 de Ken Ellis, 18 Joyes Road, Folkestone, Kent CT19 6NX.

The latest reported figures on the number of countries worked

### Countries Worked

GJ4ICD	43	G6ION	29
G4JCC	42	G3UKV	28
G3JVL	41	G3SYC	26
G4UPS	41	G4IGO	26
G3SED	40	G2AOK	23
G5KW	38	GM4DGT	23
G4AHN	35	G4HBA	23

## The finest SSB power meter ...the PM-2000A...



### Specification


Frequency range:	1.5-60MHz
Power ranges:	0-200W, 0-1kW, 0-2kW
Impedance	50 ohms
Accuracy	7% FSD

If you are one of the people who don't know what your output power is under speech operating conditions, then this is the instrument for you. Its predecessor was tested by the Licensing Authority and found to be suitable for amateur use. We know it to be much better than expensive commercial units!

The meter will give you a steady indication of peak power output when using SSB for which a 240V ac supply is necessary, but it can be used for CW without mains being available. Price: £99.00 (inc P&P/VAT).

## ...and finest rotators are the EMOTO range.

### Introducing the new EV700D5X Elevation-Azimuth



At £908.50 (inc Securicor delivery & VAT) you'd expect a HEAVY DUTY rotator and that's exactly what this is! EMOTO have built up a good reputation for quality and reliability. That's why 'Aunty' has been buying them for years and keeps coming back for more! This rotator will handle satellite dishes and large arrays. Three x 19p stamps will bring you the full spec sheet.

MASTS & TOWERS. Telescopic tilt-over towers, masts, aluminium ALU-MAST.

HF ANTENNAS. Rotary beams for 7-30MHz inc 18 & 24MHz.

Send five x 19p stamps for details of TOWERS AND ANTENNAS.

KENWOOD. Selection of prices: RECEIVERS, R-1000 £450.00, R-2000 £555.00, R-5000 £830.00.

**Western Electronics (UK) Ltd.**

**POB 378 Llandudno, Gwynedd LL30 3RS**

**Tel: 0492 48685. Fax: 0492 860041 (Closed June 4-19 inc)**

# BUILD AN 80m TRANSCEIVER: THE DTR3 CW TRANSCEIVER KIT

by George Dobbs G3RJV

There are many reasons for the increase in amateur radio construction in recent times. I am not sure why it has happened, but the proof is in the increasing number of kits available for the radio amateur to build. I have seen a lot of kits in the last few years and, like any field of human endeavour, they range from the good, to the bad, via the indifferent.

My attention was drawn to the Lake Electronics DTR3 CW Transceiver for a number of reasons. As secretary of the G QRP Club, I am interested in all types of QRP equipment, and this transceiver offers about 1½W on 80m; the most popular band for QRP Club members to work each other in the UK. I also know G4DVW, the designer of the transceiver, who has given many evening classes in radio construction. This transceiver originated from those classes and is the result of practical work with constructors rather than a designer sitting in an 'ivory tower'. Relying on sophisticated test equipment is no substitute for practical experience and being aware of the needs of the struggling novice.

The kit is supplied with everything except a soldering iron, solder and time to complete the project. It is designed for a novice to be able to build an amateur radio station on one band, and enjoy working stations with home-constructed equipment. The kit uses a form of modular construction which allows for stage-by-stage building to ease assembly and testing, and flexibility of use or modification.

Fig 1 shows the block diagram of the transceiver. This conventional direct conversion transceiver is of the type used by many QRP operators on 80m and

other bands. The transceiver is controlled by a common VFO (variable frequency oscillator) for transmit and receive. Fig 2 shows how the stages in the block diagram are translated into modular boards in the transceiver.

## The transmitter

The signal is generated by a Colpitts VFO using a FET and two bipolar devices as a buffer amplifier/emitter follower with separate outputs to the transmit and receive circuits. The VFO is housed in its own screened aluminium box. A tuned driver stage feeds a Class C PA, which is terminated with a low pass filter to give 1.5W of RF output. The PA has simple zener diode protection, and the driver is keyed using a switching transistor.

A 'transmit/receive' switch on the front panel controls the voltages supplied to the various boards in the transceiver. A relay on the transmit board performs the antenna changeover function. This board is only energised when the switch is in the transmit position, therefore it is impossible to key the transmitter without an antenna present at the output. As the VFO is common on transmit and receive, RIT (receiver incremental tuning) offsets the VFO frequency during receive.

## The receiver

The incoming signals are tuned by a two-stage input filter, which feeds the received signals into the product detector (or mixer) where they are mixed with the VFO signal. The resultant audio signal passes to an audio preamplifier, then it is amplified via an audio integrated circuit. The audio board also includes a sidetone generator to monitor the Morse on transmit.

Since most of the selectivity of a direct conversion receiver is achieved in the audio stages, audio filtering is placed between the audio preamplifier and output stages.

This passive LC filter circuit has a 6dB bandwidth of 250Hz and a peak response at 750Hz. Although the filter is too sharp to resolve SSB, the choice of a passive filter, rather than the more commonly used active filter, gives a shape factor that shuts out the unpleasant ringing generated from many audio filters. The popular LM386 output stage can drive a pair of 8 ohm headphones or a loudspeaker. The manual shows how the gain of this stage may be preset to suit by the simple selection of component values.

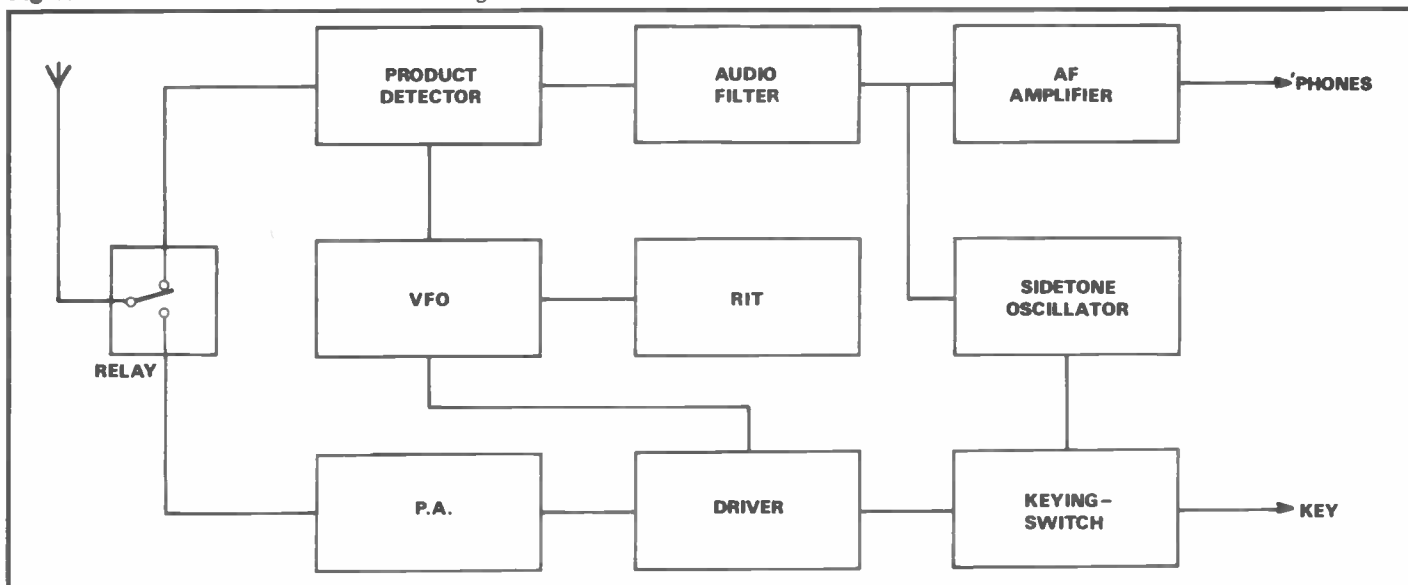
## The kit

The kit comes complete with everything you need to build the receiver, from the wire to an attractive case with stick-on front panel. The components are of the highest quality, even down to the expensive Jackson Brothers variable capacitor. The circuit's modules are built on good-quality fibreglass printed circuit boards, complete with all the necessary hardware for mounting and interconnection.

The comprehensive constructor's manual contains a full textual guide to building the transceiver stage-by-stage, and is illustrated with very clear circuit and layout diagrams. The manual also includes information on identifying the components, mounting and soldering components, and a useful set of warnings about the common pitfalls of radio construction.

A beginner could easily build the kit

Fig 1: The DTR3 80m CW transceiver block diagram





# THE DTR3 CW TRANSCEIVER KIT

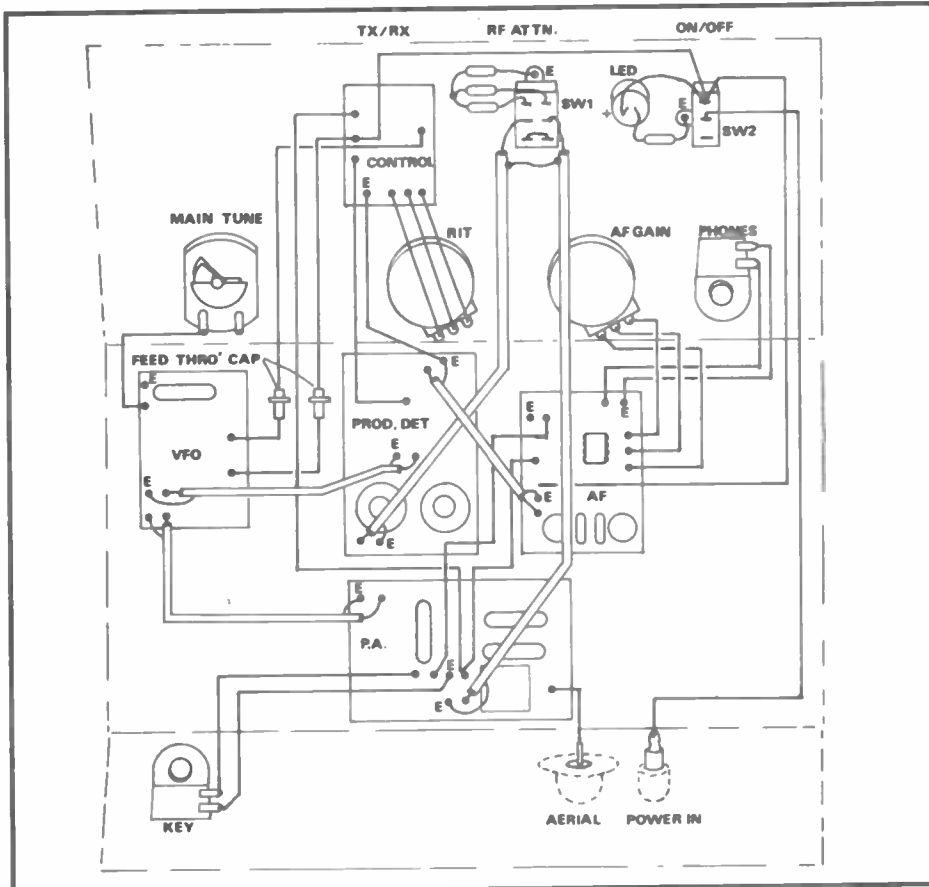


Fig 2: The layout of the DTR3 transceiver

Front panel view



from this manual. However, the only thing a manual cannot do is actually solder the joints, so beginners are advised to get in some soldering practice beforehand. Experience has taught me that bad soldering accounts for almost every failure in kit building.

My least favourite aspect of radio construction, putting the circuits together into a case, is clearly explained and illustrated. Instructions are also given for the precise cutting and dressing of the interconnection leads and board connections. The case is finished off with black front and rear panels with smart markings.

The manual concludes with detailed instructions on the setting up and testing of the transceiver. The only essential test equipment required are a multimeter and a calibrated receiver on the 80m band. The instructions take you through a simple stage-by-stage setting up procedure. The final page of the manual describes how to use the transceiver. Read this carefully, because it is possible to fail at QRP operation by not using the equipment correctly.

## Conclusion

The DTR3 offers a simple way to operate QRP on 80m CW. The high quality kit and excellent manual make the project simple to build. Although 1½W does not seem like much power to inject on to an amateur band, my version of the DTR3 gained many reliable contacts around the UK and into Europe using a G5RV antenna. I liked the DTR3, it looks good and it works well. The circuitry is rather predictable for such a project, but this conservative approach to its design has resulted in a reliable product.

At £74.25 (plus £2.00 p&p), the kit did seem expensive at first glance. However, when you consider that many other kits require additional components and a cabinet, the expense is justified. For the money, *everything* is provided. The really way can obtain a ready-built DTR3. Check with the manufacturer for a price.

The DTR3 is available from: Lake Electronics, 7 Middleton Close, Nuthall, Nottingham NG16 1BX. Tel: (0602) 382509.

## NEWSAGENT ORDER FORM

Amateur  
**RADIO**

To (name of newsagent)

Please order a copy of *Amateur Radio* for me every month

NAME.....  
ADDRESS.....

Newstrade distributors: SM Distribution, 16-18 Trinity Gardens, London SW9 8DX. (Tel: 01-274 8611)

## MAKE YOUR INTERESTS PAY!

More than 8 million students throughout the world have found it worth their while! An ICS home-study course can help you get a better job, make more money and have more fun out of life! ICS has over 90 years experience in home-study courses and is the largest correspondence school in the world. You learn at your own pace, when and where you want under the guidance of expert 'personal' tutors. Find out how we can help YOU. Post or phone today for your **FREE INFORMATION PACK** on the course of your choice.

Electronics	Radio, Audio and TV Servicing
Basic Electronic Engineering (City & Guilds)	Radio Amateur Licence Exam (City & Guilds)
Electrical Engineering	Car Mechanics
Electrical Contracting/Installation	Computer Programming
	GCSE and 'A' level subjects

Course of interest: \_\_\_\_\_  
Name: \_\_\_\_\_

Address: \_\_\_\_\_ P. Code \_\_\_\_\_  
**ICS** International Correspondence Schools Dept EFS69, 312/314 High Street, Sutton, Surrey SM1 1PR. Tel: 01-643 9568 or 041-221 2926 (24 hrs)

# FREE CLASSIFIED ADS

## FREE CLASSIFIED ADS CAN WORK FOR YOU

We are pleased to be able to offer you the opportunity to sell your unwanted equipment or advertise your 'wants'.

Simply complete the order form at the end of these ads. Feel free to use an extra sheet of paper if there is not enough space. We will accept ads not on our order form.

Send to: *Amateur Radio Classified Ads*, Sovereign House, Brentwood, Essex CM14 4SE.

## DEADLINE AND CONDITIONS

Advertisements will be published in the first available issue on a first come first served basis. We reserve the right to edit or exclude any ad. Trade advertisements are not accepted.

## FOR SALE

■ Small FM Rx (AR22), offers. Tel: (0472) 601018  
■ BRL500 (500WAHS, FM, KW, SSB) 10m linear amplifier, very good condition, £200.00 no offers. Tel: (0603) 872338 after 6pm  
■ Yaesu FT-747 HF rig with FM, TCXO, mic and manual etc, £550.00. Yaesu FT-290R mk1 with Ni-Cads, charger, case and 2 mics etc, £270.00. Tokyo 2m 35W amp, £70.00. Drae 12 amp PSU, £40.00. Yaesu SP-767 speaker, £35.00. Yaesu FT-2F 2m FM rig, £50.00. More gear is also for sale. Write to: P Coles, 23 Chestnut Walk, Bishopsworth, Bristol 3, Avon BS13 7RJ  
■ Icom 255E 2m transceiver, vgc, £120.00. 2m Magmount, £10.00. SWR meter, £10.00. Junior Boomer 214B 2m Yagi, 15dB gain, boxed, unused, £75.00. Frequency meter, Lowe FX1, 0.7 to 250MHz, boxed, £25.00. High-quality low loss coax, new and unused, 43m length, £25.00. The whole lot, £245.00. Tel: 01-647 4415  
■ Swan SS200A solid-state HF tcvr, 80 to 10m, USB/LSB, CW, external VFO and HF linear, 280W homebrew, manual: complete HF station, £195.00. Leo G0HZX. Tel: (0784) 35752/34299 answerphone  
■ Yaesu FT-767GX, 2m, 6m and 70cm, HF, as new, £1,395 ono. Mike GJOFTZ. Tel: (0534) 32789 after 6pm  
■ Sony Air 7 synthesizer receiver, h/h PSB, 144-174MHz, air channel 108-136MHz, AM/FM 76-108MHz, 10 memories per band with priority delay controls, £160.00. Free delivery in the UK. Tel: 091-5844 352  
■ Trio TR-2300 FM with MML 25W linear and preamp, 10 Ni-Cads and charger, portable twig, £130.00. WHY? Tel: 031-558 1809  
■ Telescope reflector, 4.5in mirror, equatorially mounted with two-axis slow motions, provision for clock drive, £200.00 ono. Will swap for good 2m hand-held or FT-290R plus cash adjustment. Einstein computer, 80K, 3in disc drive, many programs and games. BBC Basic 280 with manual, £150.00. Will swap for good-quality frequency counter. Andy. Tel: (0925) 62999 after 5pm  
■ New components: programs, crystals, regulators, LC holders, handles, heatsinks, keyboard switches, DIN and Cannon connectors, PCB tapes, alkaline batteries, various capacitors, Tek 545A 'scope, **Radio Constructor Magazine** 1970-73. Many more items. Please send SAE for list. Write to: N Platts, 44 Northfield Road, Tetbury, Gloucester GL8 8HE. Tel: (0666) 52067  
■ Trio R1000 communication receiver, factory improved model, as new, £225.00. Trio HS-6 deluxe headphone, £10.00. Global antenna-coupler AT-1000, £45.00. Drake R4B communication receiver, plus 10 crystals for general-coverage, as new, £230.00. Sony ST-J60, FM, advanced stereo tuner, never used, original box, £50.00. Tel: 01-590 9366 evenings only  
■ SX200 VHF and UHF scanner, boxed, excellent working order, £150.00 ono. Tel: (0993) 775464  
■ Exchange : Power-Tec switch-mode power supplies. 19E 800, 5V, 40 amp; ±12V, 6 amp; 24V, 2 amp; 12in x 8in x 3in; as new, in carton. 19BS 5V, 12 amp, ±12V, 2 amp; 24V, 2 amp; 9in x 4in x 1½in. Three linear supplies, 5V, 5 amp; 12V, 3 amp and 24V, 1 amp. All fine supplies for VHF/HF Tx. Dave G8XJ. Tel: (0742) 361044  
■ Three scanners: SX400, £325.00; SX200, £130.00, and Bearcat DX1000, £325.00. Buyer collects. Tel: (0684) 574968  
■ Trio communications receiver: model JR-500S, ham bands only, £65.00 ono. Pan Crusader, 140kHz to 31MHz, USB/LSB and CW. Also, 29MHz to 179MHz, small breaks, 425MHz to 475MHz, £170.00 ono. President Madison, ideal for conversion, £65.00 ono. Spectrum 48K, Morse tutor, tape and RTTY, AMTOR, SSTV tape, £65.00 ono. Heathkit scanner, not working, offers. Tel: (0282) 37768 ask for David

■ Tandy M100 lap computer plus software, £100.00. 2x5in disc drives, video interface, £150.00. 3.5in s/side disc drive with all books and boxes, £100.00. Psion XP 32K plus extra 32K RAM, five books, £125.00. AR2001 scanner, £250.00. Computer interface unit for Icom R7000, boxed, new, offers. Plenty of discs for above. Will swap one item for AOR2002 scanner. Peter. Tel: (0473) 85203 9am to 9pm  
■ FT-290 mk1, case, mobile rack, £250.00. TW-4000 dual bander, £300.00. FT-757, FC-757, FTV-707 frame, 2m and 4m modules, £825.00. VHF rotator, £25.00. Pye Westminster with 70.260 and 70.450 fitted, £40.00. Tel: (0455) 209125 or (0788) 75449 daytime only  
■ Trio TR-9130 transceiver, 2m, 2 FM, U/L SB, 5 to 25W. BNOS power supply, 13.8V, type 12/6A. Daiwa CN620A cross pointer, 20-1000W, 2m SWR. All in good condition, £450.00. Buyer collects or pays postage. Tel: 021-453 7479  
■ Hand-held transceivers: pair of standard C120s, FM walkie-talkies, 144-148MHz, 4.5W, cases, Ni-Cads and chargers, £350.00 ono. Tel: (0900) 823438  
■ Trio 7010 2m SSB rig with remote LCD readout, VFO, good condition, £90.00. Homebrew 160-40m rig, LCD readout, MD 108 mixer, Plessey ICs, 4in high + 12in wide, 1W out, £75.00. Cirkut HF linear amp, 10mW in, 15W out, £20.00. Trio JR-59DS + SP5DS ham bands Rx, very good condition, £60.00. Tel: (0202) 518828 ask for Jim  
■ 19in video monitor, not working, £5.00, buyer collects please. Large quantity of very low loss coax with solid copper screen, as used in aerial dist systems, ideal for satellite TV, etc, offers. Bargain bagful's of new components: 1,000 assorted electrolytic caps, £16.00. 10,000 assorted resistors, £33.00, and 100 assorted pots/presets, £6.00. Write to: Mr Bailey, 40 Seymour Close, Selly Park, Birmingham B29 7JD  
■ Sony ICF-2001D system and external antenna, boxed, mint condition, all parts of the kit are still in their original wrapping, except radio, £280.00. Tel: 01-381 5851 ask for Torquil  
■ Portable Icom VHF FM IC-O2E, £200.00 ono. Tono 9000E and monitor, £260.00. Tel: (0795) 875447  
■ Ex-WD radio set no: 88, 31, 19 and 62, some accessories. Cable layer tele 'F' and 'L', mast 'D' sections, plugs, cable, sockets, junction boxes for h/set and larkspur. Tel: 01-654 2582  
■ Cobra 148 GTL DX conv to 28MHz, £135.00. Tel: (0283) 221870  
■ Marconi TF-995A 3/S signal generator, 1.5MHz to 220MHz, FM, AM, internal and external modulation, calibrated modulation and output metering, crystal-calibrator and IF amplifier, military case and full accessory kit, £55.00. Tel: (0742) 746550  
■ MAPSAT weather satellite equipment: receiver, decoder, interface for Amstrad 464, program to suit; antenna, cassettes and cables, £200.00 no offers. Also, army number 19 SW receiver with power pack, £50.00. Tel: (04868) 29419 evenings only  
■ AOR 2002 scanner, 25-550MHz, 800-1300MHz, excellent condition, £325.00. Diamond D130 disc-cone antenna, complete, £45.00. Codemaster CWR, 610E, CW, RTTY decoder and 5in monochrome monitor, £85.00. 2m convertor, 2-4MHz IF, £10.00. All complete and in good condition. Tel: (0274) 816980  
■ Yaesu FL-2050 2m linear amp, 60W, Rx preamp, £45.00. Jaybeam Q6/2m six-element quad yagi ant, assembled on stub mast pole. Gain (peak) 6 amp claimed as 10.9, £35.00. Both excellent but new QTH forces sale. Buyer collects. Tel: (0380) 4440 anytime  
■ Yaesu FT-73R transceiver with two battery packs, mint condition, boxed, £220.00. Tel: (0792) 467384  
■ Jaybeam LW5/2m, five-element 2m yagi, as new, £10.00. Cirkut 2m preamp, £3.00. MMT 28/144

transverter, 2m in, 10m out, with 7dB attenuator, ideal for FT-290, new, unused, £75.00. Tel: (0926) 498388  
■ FT-290R, Ni-Cads, charger, case, strap, rubber duck, dc lead, boxed, manual, £250.00. Will exchange for 2m FM, 25W + mobile, preferably with extended Rx to 170MHz, eg, IC-28E. Must be vgc. Cash adjustment either way if necessary. Tel: (0422) 244046 evenings  
■ Comtron CXX, 80 channels plus FM, excellent condition, runs quietly, £90.00 ono. Also Colt 510, 120 channels plus FM, £100.00 ono. Also, two Nevada amplifiers, 35W, £150.00 ono. Tel: (0278) 451456 after 6pm  
■ BBC model B computer, disc drive, fax, weather satellite interface and software, RX-4 (SSTV, RTTY, CW and AMTOR) software and interface, Ceefax adaptor and ROM software, Tandy eighty-column dot matrix printer, vgc, will demonstrate, manuals and leads, £380.00. Tel: (0332) 792515  
■ Barlow Wadley XCR-30 mk2 portable mains/battery, 500kHz to 30MHz communications receiver, SSB/AM, £75.00. Tel: (0604) 414498  
■ Yaesu FT-901DM transceiver, vgc, £500.00. Tel: (0542) 41043  
■ AOR 2002 VHF/UHF scanner, 25MHz-1300MHz, as new, including aerial, £310.00. Tel: (07476) 3781  
■ RF components: 2N5641, £8.00; BLY35, £8.00; BLX13, £8.00; BDX64A, £0.50; two RS560Cs, £2.50 each; SRA-1H balanced mixer, £17.00; two BNC chassis sockets, £1.00 each; U13479 IC, £2.50; 2N5452 £0.30; CA3035 IC, £0.50. First three transistors are all-power VHF types. Tel: 091-454 8305  
■ Bargain shack clearout: components, PCBs, various items of equipment. Good assortment of new and used parts. Selling in bargain boxes. 10lb parcel, £6.00. 20lb parcel, £9.00. Prices include postage. Also, 2C39 ceramic valves, brand new, unused - four available for £100.00 including post and insured delivery. Send cheque/postal order/cash to: Mrs Green, Flat 3, Elizabeth Court, 107 Metchley Lane, Harborne, Birmingham B17  
■ FDK ATC 720 sky (voice professional) airband monitor, 118-136 AM 720 channels, complete with charger, slightly scratched, £80.00 ono. Write to: Stuart Thompson, 13 Farrer House, Church Street, Deptford, London SE8 3DY  
■ Pye Westminster, AM, W30 and W15 with control units, low band, £20.00 or high band £8.00 plus postage. High band FM PF70, £15.00. Car adapter £18.00. Will swap for other gear. Tony G4KZX. Tel: (0273) 516033  
■ Trio TR-9130, with mic, mounting bracket. Manual and original packing, £325.00. Hodec 12V dc 3 amp power supply £15.00, carriage extra for the above. Jaybeam C5/2m collinear, £40.00. Buyer collects. GM3AVA QTHR. Tel: (0324) 562420  
■ Yaesu FRG7 communications receiver, very good condition, handbook and wiring diagram, £130.00 ono. 2m five-element Yagi, plus new rotary, with poles and vertical load, £50.00 ono. Tel: (0635) 522495 after 6pm  
■ Westower, 25/FBP, two-sections, 45in wind up and tilt-over, full instructions. DX32 two element Tri-bander and six element 2m quad, £600.00. Paul QTHR. Tel: 061-973 1360  
■ President Washington AM/USB/LSB, base station unit, ideal for conversion, mint condition, £60.00. Will swap for receiver/scanner. General-coverage and digital readout preferred. Tel: (0742) 478048  
■ Rohde and Schwarz UHF SDR signal generator. 300 to 1000MHz. 1V to 4V op, eight ranges, £75.00. Tel: (0945) 880893  
■ Trio R1000 receiver, excellent condition, boxed, with manual, £180.00. Tel: (091) 2367395  
■ Regency HX850E hand-held scanner, 75-106, 118-174, 406-495, AM/FM, twenty memories, search facility, rubber duck aerial, case and charger,





# Amateur RADIO SMALL ADS

**AGRIMOTORS**  
MERTON CB AND RADIO CENTRE  
MERTON GARAGE AND POST OFFICE, MERTON.  
Nr OAKHAMPTON, DEVON EX20 3DZ  
OPEN 6 DAYS 9.30-5.30 LUNCH 1-2pm  
EARLY CLOSING THURSDAY 1.00pm  
(SUNDAYS BY APPOINTMENT)  
SPECIALIST IN 934 MHz  
SUPPLIERS OF ALL 27MHz AND 934 MHz EQUIPMENT  
AMATEUR ACCESSORIES CATERED FOR  
08053 200

**2-WAY RADIOS (Pye)**  
Base Station + 20 Mobiles £1500.  
**Brighton (0273) 23921**



**WHOLESALE  
DISTRIBUTORS  
OF CB**

Distributors of CB,  
Scanner and some  
amateur equipment.

Tel: 061-445-8918 061-434-5701 061-446-2347  
Fax: 061-445-0978 Tlx: 666762 PAMACO G

**WE DELIVER NATIONWIDE**  
Pama House, 433 Wilmslow Road, Manchester M20 9AF

Order Line:  
0800 262963

AMIGA	ACS SYSTEMS	ATARI
<b>AMATEUR RADIO: COMPUTERS: SOFTWARE</b>		
Atari Compact 1 <b>RFP</b>	Atari Compact 2..... <b>RFP</b>	Atari Compact 2..... <b>RFP</b>
Atari 520STM	Atari 520STM	Atari 520STM
with 1/2MB ext drive .. <b>£299.95</b>	with internal IMB drive .....	with internal IMB drive .....
PK88 VHF/HF Packet TNC.....	..... <b>£299.95</b>	..... <b>£299.95</b>
<b>£109.95</b>	PK232 7 mode TNC..... <b>£279.95</b>	PK232 7 mode TNC..... <b>£279.95</b>
Packed Software + Cables.....	Packet Software + Cable .....	Packet Software + Cable .....
..... <b>£14.95</b>	..... <b>£14.95</b>	..... <b>£14.95</b>
<b>TOTAL RFP .....</b>	<b>TOTAL RFP .....</b>	<b>TOTAL RFP .....</b>
<b>£394.85</b>	<b>£394.85</b>	<b>£394.85</b>
Amsat/Rig Members . <b>£374.90</b>	Amsat/Rig Members.. <b>£344.90</b>	Amsat/Rig Members.. <b>£344.90</b>
Amiga Fax Pack 1..... <b>RFP</b>	Commodore Compact 2.... <b>RFP</b>	Commodore Compact 2.... <b>RFP</b>
Amiga A500..... <b>£399.99</b>	New Type 64C (H/Pack) .....	New Type 64C (H/Pack) .....
Amiga Modulator..... <b>£24.95</b>	..... <b>£149.95</b>	..... <b>£149.95</b>
Amiga Fax (new version).....	PK232 7 Mode TNC..... <b>£279.95</b>	PK232 7 Mode TNC..... <b>£279.95</b>
..... <b>£109.95</b>	Comm-Packrait..... <b>£59.90</b>	Comm-Packrait..... <b>£59.90</b>
(few 1st issue Amiga Fax left @ £99.95)..... <b>£534.89</b>	<b>TOTAL RFP .....</b>	<b>TOTAL RFP .....</b>
<b>£534.89</b>	<b>£489.85</b>	<b>£489.85</b>
Amsat UK/Rig Member Rig Members only..... <b>£489.94</b>	Amsat UK/Rig Members.....	Amsat UK/Rig Members.....
..... <b>£489.94</b>	..... <b>£489.90</b>	..... <b>£489.90</b>
All TNC's come with new CW ident update eproms: PK232 £15 set: PK88 CB postage: Software 2.50: Printers/Computers 5.00: Terminals 4.00		
All enquiries must include a large SAE or 2 IRC or 75p in stamps		
ACS Systems, 19 Chival Terrace, Mountain Ash, Mid Glamorgan, South Wales CF45 3ND. Tel: 0443 476040 24 Hour Answer Service		
Cheques payable to ACS Systems please		

**ETESON ELECTRONICS**  
**E.E.** 188 Lower Green,  
Poulton-le-Fylde, Blackpool  
Tel: (0253) 885107  
Open: 9.30am - 12.30, 1.30 - 5.30. Closed Wed & Sun.  
Electronic Component Specialists.  
A wide range of electronic components, IC's, capacitors,  
transistors, resistors, plugs and sockets etc.

**JAPANESE IC's (PART OF OUR RANGE)**  
AN7178 £2.95, BA5406 £2.20, HA1377 £2.20, HA1382 £2.50, HA1384 £2.95,  
HA1387 £2.75, HA1398 £2.75, HA13001 £2.95, LA4480 £1.80, LA4481 £1.80,  
LA4507 £4.25, LC7137 £4.50, M51517 £2.80, M83705 £1.80, M83712 £1.50,  
M83722 £2.50, M83730 £2.50, M83731 £2.50, STK461 £7.50, STK463 £8.40,  
TA7205AP £1.00, TA7222AP £1.30, TA7240 £2.95, TA7241 £2.95, TA7270  
£2.75, TA7271 £2.75, TA7274 £2.95, TA7280 £3.50, TA7281 £2.95, TA7282  
£2.95, TA7283 £2.85, TA7285 £2.95, TA7611 £3.20, UPC575 £1.00, UPC1158  
£2.95, UPC1181 £1.10, UPC1182 £1.10, UPC1185 £2.50, UPC1188 £2.75,  
UPC1230 £2.50, UPC1263 £2.50, UP1277 £2.75, UPC1278 £2.75, UPC1365  
£3.80, UPC1384 £1.95  
ADD 80p POST AND PACKING AND THEN ADD 15% VAT TO TOTAL  
T POWELL 18 PASSENGER GREEN LONDON W8 1LB  
OPEN MON-FRI 10AM-6PM, SAT 9AM-12 NOON  
TELEPHONE: 01 723 9246  
ACCESS/VISA. TELEPHONE ORDERS ACCEPTED OVER £5.00

**Amateur  
RADIO**

**SMALL  
ADS**

This method of advertising is available in  
multiples of a single column centimetres —  
(minimum 2cms). Copy can be changed  
every month.

**RATES**  
per single column centimetre:  
1 insertion £7.00, 3 — £6.60, 6 — £6.30, 12 — £5.60.

**MRZ COMMUNICATIONS LTD**  
NEWCASTLE UNDER LYME

**ICOM**  
RADIO EQUIPMENT

**BUSINESS AIR  
MARINE AMATEUR**

TEL: (0782) 619658  
7 DAY SERVICE

**AMATEUR RADIO SMALL AD ORDER FORM**

**TO:** Amateur Radio · Sovereign House  
Brentwood · Essex CM14 4SE · England · (0277) 219876

**PLEASE RESERVE**.....centimetres by.....columns

**FOR A PERIOD OF** 1 issue..... 3 issues..... 6 issues..... 12 issues.....

**COPY** enclosed..... to follow.....

**PAYMENT ENCLOSED:** (Add 15%VAT).... £ —

**CHARGE TO MY ACCOUNT**..... CREDIT CARD EXPIRY DATE  /

**COMPANY** .....

**ADDRESS** .....

**SIGNATURE** ..... **TELEPHONE**.....

**C P I**



# WHOLESALE

Scanners and some amateur accessories delivered to your shop. Contact for a price list

**Parma House, 433 Wilmslow Road,  
Manchester M20 9AF  
only 3 minutes from the M56**



## NATIONWIDE DELIVERY

**DEALERS** contact us today for very fast, Friendly Service, Competitive Prices, Widest Range & Latest CB Products

Order Line: 0800 262963  
Tel: 061-445-8918 061-434-5701  
Fax: 061-445-0978 Tlx: 666762 PAMACO G

### THE VINTAGE WIRELESS BOOK LIST

A regular list containing 100s of out of print old and collectable wireless, TV, amateur radio books, magazines etc. Send two x 1st class stamps for next issue, or £1.00 for next four.

We operate a free wireless booksearch service including circuits and repair manuals for amateur radio equipment, domestic wireless and TV, and military surplus. SAE for quote.

Wanted pre-1980 wireless and TV books, magazines and associated material.

**Chevet Book Supplies**

34 Park Lodge Lane Wakefield, Yorks Tel: 0924 388100

### TURN YOUR SURPLUS

IC's TRANSISTORS etc, into cash, immediate settlement. We also welcome the opportunity to quote for complete factory clearance.

**CONTACT:**

**COLES-HARDING & CO**

103 South Brink, Wisbech, Cambs  
TEL: 0945 584188/Fax. No. 0945-588844  
Est Over 10 years

★ **PSSS....** ★

**ALL THE SUPER BARGAINS ARE ON THE INSIDE FRONT COVER**



★ ★

## SOUTH WALES ELECTROMART

Equipment, Components, Howes Kits, Eldy Kits, A.R. Gear & much more.

**Taillyrd Road (off Main Road)  
Neath Abbey, Neath  
Tel: (0639) 644111**

### USED AMATEUR EQUIPMENT?

**I buy, sell and exchange**

For the deal you've been looking for, phone Dave, G4TNY, anytime on Hornchurch (0708) 862841 or (0836) 201530

9am-7pm Mon-Sat or send SAE  
Personal callers by appointment please

**G4TNY Amateur Radio, Unit 14  
Thurrock Commercial Centre, Juliet Way, South  
Ockendon, Essex, RM15 4YQ**

### COMPONENT KITS RESISTORS, CAPACITORS, FUSES, DIODES ETC

Save time, trouble and expense on that project by having the components you require to hand

Our kits are ideal for the Development Lab, service engineer, Repair Shop, Tech college and hobbyist alike. The components supplied in our kits are new and to full specification. They come individually packed in handy re-usable plastic tubes, all contained within a storage unit.

**RESISTORS 1/4w CF. 5%**

KIT 25E12-20 12R-1MEG (80 values, 20 of ea.) 1200 = **£12.00**  
KIT 25E24-20 12R-1MEG (120 values, 20 of ea.) 2400 = **£21.00**  
Replacement tubes complete with Resistors 25p ea.

**RESISTORS 1/2w CF. 5%**

KIT 50E12-10 12R-1MEG (80 values 10 of ea.) 600 = **£13.75**  
Replacement tubes complete with Res. 25p ea.

**RESISTOR TWIN KIT 1/4w and 1/2w CF.**

KIT 25E12-20 12R-1MEG (80 values, 20 of ea.) = 1200  
KIT 50E12-10 12R-1MEG (80 values, 10 of ea.) = 600 **£28.00**  
FUSE KIT 20x5mm, 25-10amp SB & QB 10 of ea. (300) = **£26.25**

**ZENOR DIODE KIT**

400mW KIT Z12-10 2.7-V 10 of ea. (150) = **£12.00**  
1.3w KIT Z12-10 2.7-27V 10 of ea. (150) = **£18.00**

**ZENOR TWIN KIT**

KIT Z12-TWIN-10 2.7-27V 10 of ea. (300) = **£30.00**

**DIODE KIT**

400mA IN4148 (200) 1Amp 4007 (50 ea.)

3 amp 5401.5408 (25 ea) Total 350 = **£12.00**

Any kit can be put together, if you or your company have a requirement for special or mixed kits we will be happy to quote. Please send sae for full component and product list. Please add 50p P&P and 15% VAT to all orders. MAIL ORDER ONLY

**A.D.A.M. Electronics**

P.O.Box 24, Church Crookham, Aldershot.  
GU13 0DH. Tel: 0252 617193

### MILITARY SURPLUS EQUIPMENT MANUAL

Giant collection Military Equipment Circuits/Data. Only **£10.00** including Post/Packing.

Just one of many unique Repair and Data Guides. LSAE for your FREE catalogue.

**FULL WORKSHOP SERVICE MANUALS**

Video Recorders £12.50, All others £6.00 inclusive. State Make/Model/Type with order.

**MAURITRON ELECTRONICS LIMITED (AR)**

8 Cherry Tree Road, Chinnor  
Oxfordshire OX9 4QY  
Tel: (0844) 51694

### NAVCO

YAESU  
ICOM

## Alan Hooker Electronics

42 Netherhall Road, Doncaster Tel: 0302 325690  
Open Mon-Sat 10-5pm Closed Thursdays

### JAYCEE ELECTRONICS LTD



20 Woodside Way, Glenrothes  
Fife KY7 5DF

Tel: 0592 756982 (Day or Night)

Open: Tues-Fri 9-5; Sat 9-4; Sunday by appointment  
Good range Kenwood & Yaesu etc, plus  
Quality Secondhand Equipment

## Selectronic

Radio communications and scanning receiver specialist

**203 High Street  
Canvey Island, Essex,  
Tel: 0268 691481  
(Open Mon-Sat 9-5.30)**

Amateur radio equipment also in stock

### J P G ELECTRONICS

Resistors 1/4w 5% carbon E12 1P 1% metal fm E243P Resistor Pack 85 different E12 values plus ohm link, total content of resistor 1,000..... **£9.95**

LED's Red/Green 3/5mm 8p each, Yellow 11p each Cable Ties 75mm 1p each. **£3.91/1,000: £49.50/10,000**

Power Transistors T/T 35C, TIP 36C, 100V, 25A TOP3..... **£1.56 each**

Plastic case..... **£1.50**

100db Piezo Buzzer..... **£1.50**

Standard Buzzer..... **60p**

Solar Cells 0.45v 100mA..... **£1.48**

70mA..... **£3.50**

Stepping motor 4 phase 12v 7.5 step 500rps..... **£3.95**

SAA 1027 Stepping motor drive chip..... **£3.95**

Miniature FM Transistor kits 100-108MHz high quality, sound ideal for cordless microphones or guitars etc..... **£7.84**

Metal Latching XLR line plug..... **£1.35**

Line Socket..... **£1.48**

Ferric Chloride pack for mixing with 1/2 litre water..... **£1.40**

Flux cord solder 800g..... **£4.95**

Automatic Squeeze action wire..... **Stripper £3.45**

**SPECIAL OFFERS**

Computer grade capacitors with screw terminals 56,000 uk 60v £4; 4

700 uf 63v £1.50; 39,000 uf 20v £1.95; 87,000 uf 10v £1.50

Stereo LW/MW/FM tuner, pre-amp, complete with volume/tone control and tuning scale. Brand new in makers box £5.95; faulty £1.95

Circuit diagram, description and setting up to procedure for tuner assembly, described above 50p

LCD display 16 digit 7 x 5 dots matrix..... **£2.50**

Quality keyboard 58 key uncess good quality switches..... **£5**

CMOS TTL 74 HC 74F linear transistor kits, capacitors, resistors, tools etc, always in stock

Please add 75p + p per order VAT inc

**J P G ELECTRONICS, 276 Chatterworth Road**

Chatterworth S40 2BN, Callers welcome

Access orders (0848) 211902



# TAR

**Aerials & Lashing Equipment**

---

## TAR Catalogue

FOR FREE COPY  
JUST SEND SAE 9 1/2 x 6 1/2

---

**TAR COMMUNICATIONS**  
King William Street, Stourbridge,  
W. Midlands DY8 4EY  
**0384 390944**

### IAN FISHER COMMUNICATIONS OF STANHOPE

**CB Works, The Market Shop, Market Place, Stanhope, County Durham**  
**☎ (0388) 528464**

Main Distributors of 27MHz CB radios and the NEW CEPT models including UNIDEN and DWT.  
Including U.K. and CEPT walkie talkies.  
Rather good 1/2 mile radius 2 channel walkie talkies £22.50 each  
Large stocks of coaxial cable, plugs, sockets and adaptors.  
Stockists of the new CT1600 Hand-Set. 800 channels covering 2mtrs. Price on request

**AIRBAND RADIO**  
Very latest sonic 4-8342 multiband radio receiver airband +PMR from 54MHz to 176MHz two aerials £21.00  
All available via mail order. Retail/Wholesale

OPEN: MON-SAT 10.30am-6.00pm SUN 2.30 - 4.30  
RING FOR DETAILS (0388) 528464

# ADVERTISERS INDEX

Barrie Electronics .....	39	Javiation.....	8
J Birkett .....	7	Lake Electronics .....	16
Brian J Reed .....	19	National Component Club .....	8
J Bull .....	51	Navico.....	52
P M Components .....	4,5	Nevada Communications .....	16
Display Electronics.....	40	No. 1 Systems .....	33
R N Electronics .....	7	Radio & Telecommunications	
S M J Electronics.....	8	Correspondence School .....	23
G.C.H.Q.....	19	Raycom Communications Systems	
Harrison Electronics .....	8	Ltd.....	2
Icom.....	26,27	Rugged Displays Ltd .....	8
ICS International.....	45	Stewart of Reading .....	39
		Waters & Stanton.....	36
		Western Electronics.....	43

## Amateur RADIO

## ADVERTISING RATES & INFORMATION

DISPLAY AD RATES		series rates for consecutive insertions			
depth mm x width mm	ad space	1 issue	3 issues	6 issues	12 issues
61 x 90	1/8 page	£98.00	£82.00	£99.00	£53.00
126 x 90 or 61 x 186	1/4 page	£115.00	£110.00	£105.00	£92.00
126 x 186 or 263 x 90	1/2 page	£225.00	£210.00	£200.00	£180.00
263 x 186	1 page	£430.00	£405.00	£385.00	£345.00
263 x 394	double page	£830.00	£780.00	£740.00	£660.00

COLOUR AD RATES		series rates for consecutive insertions			
depth mm x width mm	ad space	1 issue	3 issues	6 issues	12 issues
126 x 186 or 263 x 90	1/2 page	£305.00	£290.00	£275.00	£245.00
263 x 186	1 page	£590.00	£560.00	£530.00	£470.00
263 x 394	double page	£1,130.00	£1,070.00	£1,010.00	£900.00

SPECIAL POSITIONS	Covers	Outside back cover 20% extra, inside covers 10% extra
Bleed:	10% extra	(Bleed area = 307 x 226)
Facing Matter:	15% extra	

DEADLINES		*Dates affected by public holidays			
issue	colour ad	mono proof ad	mono no proof & small ad	mono artwork	on sale thurs
July 89	31 Mar 89	1 Jun 89	7 Jun 89	9 Jun 89	29 Jun 89
Aug 89	28 Jun 89	29 Jun 89	5 Jul 89	7 Jul 89	27 Jul 89
Sep 89	2 Aug 89	3 Aug 89	9 Aug 89	11 Aug 89	31 Aug 89
Oct 89	30 Aug 89	31 Aug 89	6 Sep 89	8 Sep 89	28 Sep 89

CONDITIONS & INFORMATION	
<p><b>SERIES RATES</b> Series rates also apply when larger or additional space to that initially booked is taken. An ad of at least the minimum space must appear in consecutive issues to qualify for series rates. Previous copy will automatically be repeated if no further copy is received. A 'hold ad' is acceptable for maintaining your series rate contract. This will automatically be inserted if no further copy is received. Display Ad and Small Ad series rate contracts are not interchangeable.</p>	<p>If series rate contract is cancelled, the advertiser will be liable to pay the unearned series discount already taken.</p> <p><b>COPY</b> Except for County Guides copy may be changed monthly. No additional charges for typesetting or illustrations (except for colour separations). For illustrations just send photograph or artwork. Colour Ad rates do not include the cost of separations. Printed - web offset.</p>
<p><b>PAYMENT</b> Above rates exclude VAT. All single insertion ads are accepted on a pre-payment basis only, unless an account is held. Accounts will be opened for series rate advertisers subject to satisfactory credit references. Accounts are strictly net and must be settled by the publication date. Overseas payments by International Money Order or credit card.</p> <p><b>FOR FURTHER INFORMATION CONTACT</b> Amateur Radio, Sovereign House, Brentwood, Essex CM14 4BE. (0277) 218876</p>	<p>Commission to approved advertising agencies is 10%.</p> <p><b>CONDITIONS</b> 10% discount if advertising in both Amateur Radio and Radio &amp; Electronics World. A voucher copy will be sent to Display and Colour advertisers only. Ads accepted subject to our standard conditions, available on request.</p>





### No. 1 LIST BAKERS DOZEN PACKS

All packs are £1 each, if you order 12 then you are entitled to another free. Please state which one you want. Note the figure on the extreme left of the pack ref number and the next figure is the quantity of items in the pack, finally a short description.

- BD2 5 13A spurs provide a fused outlet to a ring main where devices such as a clock must not be switched off.
- BD7 4 In flex switches with neon on/off lights, saves leaving things switched on.
- BD9 2 6V 1A mains transformers upright mounting with fixing clamps.
- BD11 1 6 1/2in speaker cabinet ideal for extensions, takes our speaker Ref BD137.
- BD13 12 30 watt reed switches—it's surprising what you can make with these—burglar alarms, secret switches, relay, etc., etc.
- BD22 2 25 watt loudspeaker two unit crossovers.
- BD29 1 B.O.A.C. stereo unit is wonderful breakdown value.
- BD30 2 Nicad constant current chargers adapt to charge almost any nicad battery.
- BD32 2 Humidity switches, as the air becomes damper the membrane stretches and operates a microswitch.
- BD42 5 13A rocker switch three tags so on/off, or change over with centre off.
- BD45 1 24hr time switch, ex-Electricity Board, automatically adjust for lengthening and shortening day, original cost £40 each.
- BD49 10 Neon valves, with series resistor, these make good night lights.
- BD56 1 Mini uniselector, one use is for an electric jigsaw puzzle, we give circuit diagram for this. One pulse into motor, moves switch through one pole.
- BD59 2 Flat solenoids—you could make your multi-tester read AC amps with this.
- BD67 1 Suck or blow operated pressure switch, or it can be operated by any low pressure variation such as water level in water tanks.
- BD91 1 Mains operated motors with gearbox. Final speed 16 rpm, 2 watt rated.
- BD103A 1 6V 750mA power supply, nicely cased with mains input and 6V output leads.
- BD120 2 Stripper boards, each contains a 400V 2A bridge rectifier and 14 other diodes and rectifiers as well as dozens of condensers, etc.
- BD122 10m Twin screened flex with white pvc cover.
- BD128 10 Very fine drills for pcb boards etc. Normal cost about 80p each.
- BD132 2 Plastic boxes approx 3in cube with square hole through top so ideal for interrupted beam switch.
- BD134 10 Motors for model aeroplanes, spin to start so needs no switch.
- BD139 6 Microphone inserts—magnetic 400 ohm also act as speakers.
- BD148 4 Reed relay kits, you get 16 reed switches and 4 coil sets with notes on making c/o relays and other gadgets.
- BD149 6 Safety cover for 13A sockets—prevent those inquisitive little fingers getting nasty shocks.
- BD180 6 Neon indicators in panel mounting holders with lens.
- BD193 6 5 amp 3 pin flush mounting sockets make a low cost disco panel.
- BD196 1 in flex simmerstat—keeps your soldering iron etc. always at the ready.
- BD199 1 Mains solenoid, very powerful, has 1in pull or could push if modified.
- BD201 8 Keyboard switches—made for computers but have many other applications.
- BD210 4 Transistors type 2N3055, probably the most useful power transistor.
- BD211 1 Electric clock, mains operated, put this in a box and you need never be late.
- BD221 5 12V alarms, make a noise about as loud as a car horn. Slightly soiled but OK.
- BD242 2 6in x 4in speakers, 4 ohm made from Radiomobile so very good quality.
- BD252 1 Panostat, controls output of boiling ring from simmer up boil.
- BD259 50 Leads with push-on 1/4in tags—a must for hook-ups—mains connections etc.
- BD263 2 Cbong push switches for bell or chimes, these can mains up to 5 amps so could be foot switch if fitted into patress.
- BD268 1 Mini 1 watt amp for record player. Will also change speed of record player motor.
- BD283 3 Mild steel boxes approx 3in x 3in x 1in deep—standard electrical.
- BD293 50 Mixed silicon diodes.
- BD305 1 Tubular dynamic mic with optional table rest.

**VERY POWERFUL 12 VOLT MOTORS—1/3rd HORSEPOWER.** Made to drive the Sinclair C5 electric car but adaptable to power a go-kart, a mower, a rail car, model railway, etc. Brand new. Price £15.00 plus £2.00 postage. Our ref 15P8.

**WHITE CEILING SWITCH** 5 amp 2 way surface mounting with cord and tassel. Made by the famous Crabtree Company. Price £1 each. Our ref BD528.

**13A SWITCH SOCKETS** Top quality made by Crabtree, fitted in metal box with cutouts so ideal for garage, workshop, cellar, etc. Price £2 each. Our ref 2P37.

**MAINS TRANSFORMER** Upright mounting Normal mains input, gives 28V at 3.5A so should be ideal for big amplifier, etc. Price only £4. Our ref 4P24, please add £1 postage.

### POWERFUL IONISER

Generates approx. 10 times more IONS than the ET1 and similar circuits. Will refresh your home, office, workshop etc. Makes you feel better and work harder—a complete mains operated kit, case included. £12.50+£2 P&P. Our ref 12P5.1.

**POTENTIAL PROFIT MAKERS** We can offer shop rejects and customer returns covering a range of clock radios, cassette radios, cassette players, in-car cassette radios, etc., all of which should be repairable. If you buy four of a type we will give you one extra free of charge. All are by Far East makers, sold under the trade names of: Sony, Matsui, Panasonic, etc. You will buy so cheaply that even if you are unlucky and cannot repair them you will be buying spares at a very low price. **CLOCK RADIOS:** Digital clock display with snooze, alarm and brightness controller, 2 band radio and built-in speaker. Price £5 each. Our ref 5P131 **WALKMAN TYPE PERSONAL CASSETTE PLAYERS** Complete with stereo headphones. Price £5 each. Our ref 5P132. Ditto, but with graphic equaliser. £6 each. Our ref 6P11. **PERSONAL RADIOS:** AM/FM stereo, built-in speaker and light weight headphones. Price £4 each. Our ref 4P33.

**ECHO BOX** Intended to make dolls and robots talk. These units record speech and other sounds then play back the sounds a few seconds after hearing it. Basically the unit consists of a FET microphone, a micro-processor and lots of ICs, transistors, etc., on a pcb, coupled to a 2in speaker. All put together in a case size approx 4 1/2in x 2 3/4in x 1 3/4in deep. In addition to talking back undoubtedly these models could, with a few alterations, be made to perform functions in response to sound frequencies. Price £5 each. Our ref 5P130.



**ATARI 65XE COMPUTER** At 64K this is most powerful and suitable for home and business. Complete with PSU, TV lead, owner's manual and six games. Can be yours for only £45 plus £3 insured delivery.

**DATA RECORDERS** ACORN for Acorn Electron, etc., reference number ALF03, with TV lead, manual and PSU. Brand new. Price £10 plus £1.50 post. Order ref 10P44.

**JOYSTICK FOR ATARI OR COMMODORE** for All Atari and Commodore 64 and Vic20. New. Price £5. Order ref 5P126.

**EXTRA SPECIAL OFFER.** The ATARI Compendium contains computer 65XE data recorder XC12, joystick and ten games for £62.50 plus £4 insured delivery.

**TIME AND TEMPERATURE LCD MODULE** This is a 12 hour clock, a Celsius thermometer, a Fahrenheit thermometer, a too hot alarm and finally a too cold alarm. Nice size, approx 50mm x 20mm, with 12.7mm digits which clearly display the time or temperature. Requires only a 1.5V battery and a few switches. Comes complete with circuit diagram and explanation. Price £6. Our ref 6P12.

**40 WATT THREE-WAY SPEAKER SYSTEM** Woofer, mid-range and tweeter, all assembled in a shelf mounting case, size 180mm long x 100mm high x 140mm deep. Really beautifully made. 4ohm impedance. New and tested. £10 each. Our ref 10P64.

**CAMERAS** Three cameras, all by famous makers, Kodak, etc. One disc and two different instant cameras. All in first class condition, believed to be in perfect working order but sold as untested. You can have the three for £10 including VAT, which must be a bargain—if only for the lenses, flash gear, etc. Our ref 10P58.

**1/8th HORSEPOWER 12 VOLT MOTOR.** Made by Smiths, the body length of this is approximately 3in, the diameter 3in and the spindle 5/16th of an inch diameter. It has a centre flange for fixing or can be fixed from the ends by means of 2 nuts. A very powerful little motor which revs at 3,000 rpm. We have a large quantity of them so if you have any projects in mind then you could rely on supplies for at least two years. Price £6. Our ref 6P1, discount for quantities of 10 or more.

### PHILIPS LASER

This is helium-neon and has a power rating of 1.6mW. Completely safe so long as you do not look directly into the beam when eye damage could result. Brand new, full spec, £30 plus £3 insured delivery. Mains operated power supply for this tube gives 8kv striking and 1.25kv at 5mA running. Complete kit with case £15. Battery operated P.S.U. now available at £15.

**HAND-HELD VIDEO LAMP.** Mains operated and will enable you to take professional standard videos. Made by the famous Ferguson Company, this uses a 1000w halogen lamp in a fan cooled, hand-held and hand-switched metal housing. Comes complete with optional barn-door assembly and camera bar. Obviously intended to retail at over £60, we offer these at £30 each plus £3 insured delivery. Our ref 30P3.

**HIGH RESOLUTION MONITOR.** 9in black and white, used Philips tube M24306W. Made up in a lacquered frame and has open sides. Made for use with OPD computer but suitable for most others. Brand new. £16 plus £5 post. Our ref 16P1.

**12 VOLT BRUSHLESS FAN.** Japanese made. The popular square shape (4 1/2in x 4 1/2in x 1 3/4in). The electronically run fans not only consume very little current but also they do not cause interference as the brush type motors do. Ideal for cooling computers, etc., or for a caravan. £8 each. Our ref 8P26.



**ORGAN MASTER** is a three octave musical keyboard. It is beautifully made, has gold plated contacts and is complete with ribbon cable and edge connector. Brand new, only £15 plus £3 postage. Order ref 15P15.

**MUSIC FROM YOUR SPECTRUM 128** We offer the Organ Master three octave keyboard, complete with leads and the interface which plugs into your 128. You can then compose, play, record, store, etc., your own music. Price £19 plus £3 special packing and postage. Order ref. 19P1.

### FDD BARGAIN

3 1/2in made by Chinson of Japan. Single sided, 80 track, Shugart compatible interface, interchangeable with most other 3 1/2in and 5 1/4in drives. Completely cased with a pin power lead and 34 pin computer lead £40. Our ref 40P1.

**OUR ALADDIN'S CAVE.** You may be a new reader and not know that we have a shop at 12 Boundary Road, Hove, where you can get and have a browse around at our assortment of 'goodies'. Unfortunately, because of staff shortages, we cannot be open on Saturdays yet, so the hours are 9.30am to 5pm, Monday to Friday. We of course still serve callers at 250 but request that you bring a completed order form as 250 is really the mail order depot.

### J & N BULL ELECTRICAL

Dept AR, 250 PORTLAND ROAD, HOVE  
BRIGHTON, SUSSEX BN3 5QT

**MAIL ORDER TERMS:** Cash, PO or cheque with order. Orders under £20 add £1.50 service charge. Monthly account orders accepted from schools and public companies. Access and Bcard orders accepted. —minimum £5. Phone (0273) 734648 or 203500.

### POPULAR ITEMS

Some of the many items described in our current list which you will receive if you request it

**DOUBLE MICRODRIVES.** We are pleased to advise you that the Double Microdrives which we were offering at about this time last year as being suitable for the 'OL', 'OPD' and several other computers are again available, same price as before namely £5. Our ref 5P113.

**SOFTWARE FOR REMAKING.** Just arrived. Large quantity of mainly games. All are on normal tape spool in cassette holders and should be suitable for wiping out and re-making into games or programmes of your own design. We offer 5 different for £2 or 100 assorted for £20. Important note: We cannot say which titles you will get nor accept orders for specified titles or so many, all different, etc., so only order if you can take them as they come. Order ref 5 for £2 is 2P224, 100 assorted is 2P10.

**VERY USEFUL MAGNETS.** Flat, about 1in long, 1/2in wide and 1/4in thick. These are polarised on their faces which makes them ideal to operate reed switches in doors and windows or to hold papers or labels, etc., to metal cabinets, or even to keep cupboard doors firmly closed. Very powerful. 6 for £1. Our ref BD274(a).

**ACORN COMPUTER DATA RECORDER REF ALF03** Made for the Electron or BBC computers but suitable for most others. Complete with mains adaptor, leads and handbook. £10.00. Ref 10P44.

**FREE POWER!** Can be yours if you use our solar cells—sturdily made modules with new system bubble magnifiers to concentrate the light and so eliminate the need for actual sunshine—they work just as well in bright light. Voltage input is 45—you join in series to get desired voltage—and in parallel for more amps. **Module A** gives 100mA. Price £1. Our ref. B0631. **Module C** gives 400mA. Price £2. Our ref. 2P199. **Module D** gives 700mA. Price £6. Our ref. 6P3.

**SOLAR POWERED NI-CAD CHARGER** 4 Ni-Cad batteries AA (HP7) charged in eight hours or two in 4 hours. It is a complete, boxed ready to use unit. Price £6. Our ref. 6P3.

**SWITCH AC LOADS WITH YOUR COMPUTER** This is easy and reliable if you use our solid state relay. This has no moving parts, has high input resistance and acts as a noise barrier and provides 4kV isolation between logic terminals. The turn-on voltage is not critical, anything between 3 and 30V, internal resistance is about 1k ohm. AC loads up to 10A can be switched. Price is £2 each. Ref. 2P183.

**METAL PROJECT BOX** Ideal size for battery charger, power supply, etc.; sprayed grey, size 8in x 4 1/2in x 4in high, ends are louvred for ventilation other sides are flat and undrilled. Price £2. Order ref. 2P191.

**4-CORE FLEX CABLE.** Cores separately insulated and grey PVC covered overall. Each copper core size 7/0 2mm. Ideal for long telephone runs or similar applications even at mains voltage. 20 metres £2. Our ref. 2P196 or 100 metres coil £8. Order ref. 8P19.

**6-CORE FLEX CABLE.** Description same as the 4-core above. Price 15 metres for £2. Our ref. 2P197 or 100 metres £9. Our ref. 9P1.

**13A PLUGS** Fins sleeved for extra safety, parcel of 5 for £2. Order ref. 2P185.

**13A ADAPTERS** Takes 2 13A plugs, packet of 3 for £2. Order ref. 2P187. **20V-0-20V** Mains transformers 2 1/2 amp (100 watt) loading, tapped primary, 200-245 upright mountings £4. Order ref. 4P24.

**BURGLAR ALARM BELL**—6" gong OK for outside use if protected from rain. 12V battery operated. Price £8. Ref. 8P2.

**VERY RELIABLE CAPACITOR** 4.7µ 400v not electrolytic so not polarised, potted in air can, size 1 3/4 x 3/4 x 1 1/2in high. A top grade capacitor made for high class instrument work. Ideal for PCB mounting. 2 for £1. Our ref BD667.

**CAPACITOR BARGAIN**—axial ended, 4700µF at 25V. Jap made, normally 50p each, you get 4 for £1. Our ref. 613.

**SINGLE SCREENED FLEX** 7.02 copper conductors, pvc insulated then with copper screen, finally outer insulation. In fact quite normal screened flex. 10m for £1. Our ref BD668.

**M.E.S. BULB HOLDERS** Circular base batten type fitting. 4 for £1. Our ref BD127a.

**SPRING LOADED TEST PRODS**—Heavy duty, made by the famous Bulgin company, very good quality. Price 4 for £1. Ref. BD597.

**3-CORE FLEX BARGAIN No. 1**—Core size 5mm so ideal for long extension leads carrying up to 5 amps or short leads up to 10 amps. 15m for £2. ref. 2P189.

**3-CORE FLEX BARGAIN No. 2**—Core size 1.25mm so suitable for long extension leads carrying up to 13 amps, or short leads up to 25A. 10m for £2. Ref. 2P190.

**ALPHA-NUMERIC KEYBOARD**—This keyboard has 73 keys giving trouble free life and no contact bounce. The keys are arranged in two groups, the main area is a QWERTY array and on the right is a 15 key number pad, board size is approx. 13" x 4"—brand new but offered at only a fraction of its cost, namely £3, plus £1 post. Ref. 3P27.

**WIRE BARGAIN**—500 metres 0.7mm solid copper tinned and p.v.c. covered. Only £3 plus £1 post. Ref. 3P31—that's well under 1p per metre, and this wire is ideal for push on connections.

**1/8th HORSEPOWER 12 VOLT MOTOR** Made by Smiths, the body length of this is approximately 3in, the diameter 3in and the spindle 5/16th of an inch diameter. It has a centre flange for fixing or can be fixed from the end by means of 2 nuts. A very powerful little motor which revs at 3,000rpm. We have a large quantity of them so if you have any projects in mind then you could rely on supplies for at least two years. Price £6. Our ref 6P1, discount for quantities of 10 or more.

**3 VOLT MOTOR** Very low current so should be very suitable for working with solar cells. £1 each. Our ref BD681.

**MINI SPEAKERS** to use instead of headphones with your personal stereo—simply plug in to earphone socket. Excellent sound quality, only £4 per pair. Our ref 4P34.

**SEALED LEAD ACID BATTERIES** Japanese made re-chargeable and maintenance-free. Leak-proof construction, so could be used in any position. Long life expectancy—usually four to five years. 12V 2.6Ah, £10 each. Our ref 10P59. 6V 1Ah, £5 each. Our ref 5P135.

**INNER EAR STEREO HEADPHONES** Ideal for lady listeners as they will not mess up your hair! Do come complete in a neat carrying case. Price £3. Our ref 3P56.

**STEREO HEADPHONE AMPLIFIER** Very sensitive. A magnetic cartridge or tape head will drive it. Has volume control and socket for stereo headphones. 3V battery operated. £1 each. Our ref BD680.

**FET CAPACITOR MICROPHONE EAGLE CI.200** Output equivalent to a high class dynamic microphone while retaining the characteristics of a capacitor microphone. Price £1. Our ref BD646.

**SUB-MIN TOGGLE SWITCH** Body size 8mm x 4mm x 7mm SBD with chrome dolly fixing nuts. 4 for £1. Our ref BD649.

**SUB-MIN PUSH SWITCH DPDT.** Single hole fixing by hexagonal nut. 3 for £1. Our ref BD650.

**DISPLAY 16 CHARACTER 2 LINE** As used in telephone answering and similar machines. Screen size 85mm x 36mm x 9.3mm. Alpha-numeric, dot matrix module with integral CMOS micro processor. LCD display. Made by the EPSON Company, reference 16027AR. Price £10. Our ref 10P50.



# The new AMR1000/S

## It checks out from every angle



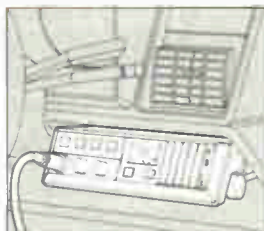
Whichever way you look at it, the Navico AMR1000/S sets new standards in 2m mobile transceivers.

The angled, reversible control panel, together with a range of inexpensive optional mounting brackets enables installation in any vehicle, whether under or on top of the dash, either side of a central console or even from the roof.

This means the display will always face you giving total access to the controls which are spaced to allow simple, safe, mobile operation. The front mounted loudspeaker will also face you, projecting the sound toward you and not at your feet or into the dashboard.

Combine this with the most sensitive and selective receiver, an audio response tailored for today's busy band and the unique, fully automatic repeater/simplex operating facilities and you have a truly remarkable mobile radio.

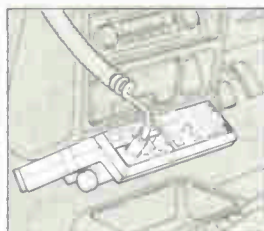
There is also a choice of models to suit your exact



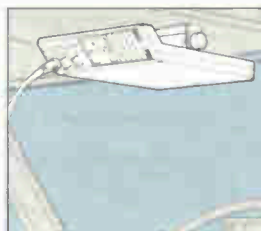
Under dash mounted (side)



Central console mounted



Under dash (central)



Roof mounted

needs. In the words of Chris Lorek of HRT about the Navico AMR1000/S "Not only does it out-perform its competition on technical grounds but it offers many very useful operating features not found on other rigs, and sells at what appears to be a very competitive price".

Check it out for yourself, prices start at just £247.25 (incl. VAT). For more details and to arrange a personal

demonstration clip the coupon today.

#### PRIORITY INFORMATION REQUEST

For full details send to:

Navico, Star Lane, Margate, Kent CT9 4NP.  
United Kingdom. Telephone: 0843 290007.

Name \_\_\_\_\_

Address \_\_\_\_\_

Tel \_\_\_\_\_

**The professionals in amateur radio**

**NAVICO**

AR 89