

PERFORM BEYOND EXPECTATIONS.

OneReach™

PoE EXTENDER SYSTEM



Berk-Tek®
A NEXANS COMPANY

OneReach

Take PoE, PoE+, and HPoE simplicity and gigabit capability to new distances.

One hundred meters is no longer the limit.



When Berk-Tek introduced OneReach,

it was a game-changer—simply, reliably and cost-effectively taking power and data to new distances. Today, with Gigabit Ethernet capability, OneReach extends the possibilities and options for provisioning remotely located security cameras, access control devices or wireless access points. Simply. Reliably. And cost-effectively.

TAKE POWER & GIGABIT DATA TO NEW DISTANCES

You can rely on OneReach to transmit both power and gigabit data to distances previously unreachable with conventional Power over Ethernet (PoE)/PoE+/High PoE (HPoE) solutions. Plus OneReach not only allows for a lower cost installation, but also delivers the benefits of infrastructure simplification and remote management capabilities.

- ▶ *Now available with HPoE for up to 50 watts of remote power.*

STANDARD COMPONENTS, CUSTOM RESULTS

The OneReach System is an integrated power and data cable system with three distinct segments; Head End Power Injection (PI), OneReach Cable Assembly (OCA), and Remote PoE Port (RPP). The components of each segment have been designed to work together seamlessly to ensure simple installation and ease of use. And selecting the right OCA can extend PoE, PoE+ or HPoE up to several thousand feet from the IT closet that supplies power and houses UPS devices.

Designed to support single or multiple remote devices, the variety of available components allows you to build the exact system you need to meet your specific installation needs. Factory-terminated and tested assemblies that combine multiple copper conductors and optical fibers arrive ready to install and flawlessly interface with a variety of media modules for both the closet and remote locations. OneReach is the answer.



PoE, PoE+ AND HPoE DELIVER THE BENEFITS OF SIMPLIFIED NETWORKS, CENTRALIZED POWER MANAGEMENT AND BACK-UP, AND FASTER AND LESS COSTLY INSTALLATIONS. NOW WITH GIGABIT ETHERNET CAPABILITY.

Combining optical fiber for long-distance gigabit data transmission and copper conductors in a single system takes PoE to 3,600 ft and PoE+ to 2,400 ft.*

OneReach is the answer.



ONEREACH AT A GLANCE

With integrated power and data, OneReach extends PoE, PoE+ and HPOE far beyond traditional limitations. OneReach enables you to easily realize all the benefits of simplification and cost-effectiveness of PoE, PoE+ and HPOE in installation environments that exceed the standard distance limitations of copper Ethernet. Plus, with Gigabit Ethernet capability, OneReach extends the options for supporting remotely located data intensive applications such as wireless access points.

BENEFITS

- ▶ Enables PoE/PoE+/HPOE equipment to be located more than 100 meters from the switch
- ▶ Simplifies network and device management through centralized IT infrastructure
- ▶ Extends remote application options and performance with Gigabit Ethernet capability
- ▶ Cost savings versus installation of a new electrical outlet
- ▶ CL3P-OF/CL3R-OF/PLTC-OF listing allows cable to be installed in communication pathways

- ▶ Ease of installation with optional pre-terminated and factory tested products arriving ready to install
- ▶ Broad design selection allows for mix and match of copper and fiber components to specific networking applications
- ▶ Designs for indoor, outdoor and indoor/outdoor installations
- ▶ Armor option adds crush resistance and protection from rodent attacks
- ▶ Pigtailed enable field termination when final run lengths are not known

FEATURES

- ▶ Supports Gigabit Ethernet
- ▶ Combines control and communication in industrial pathways
- ▶ Provides common pathway for fiber backbone and Class 2 power supply
- ▶ Ideal for IP cameras, wireless access points and other Electronic Safety and Security (ESS) devices
- ▶ CL3P-OF/CL3R-OF, wet and dry rated
- ▶ OM3 optical fiber standard. Other multimode fiber types available on request

- ▶ Supports indoor, outdoor and indoor/outdoor environments
- ▶ Uses standard LC or MTP[†] optical connectors
- ▶ Configurations with THWN and/or TFFN copper conductors
- ▶ Interlock armored cable configurations available

APPLICATIONS & STANDARDS

OneReach provides power and data connections for remote devices such as security cameras, access control devices and wireless access points with options to support single and multi-port applications:

- ▶ IEEE 802.3af
- ▶ IEEE 802.3at
- ▶ EN 50173
- ▶ ISO/IEC 11801
- ▶ UL 13
- ▶ ANSI/ICEA S-83-596 or S-104-696
- ▶ IEC 1000-4-5
- ▶ IEEE 802.3 10/100/1000BASE-T
- ▶ IEEE 802.3 100BASE-FX
- ▶ IEEE 802.3 1000BASE-SX

* This assumes a total of 3,280 ft of OneReach cable assembly (OCA) to the RPP for PoE or 2,100 ft of OCA for PoE+ plus 328 ft of twisted pair to the device at 20°C. For more temperature information, visit OneReachSystem.com.

† MTP[®] is a registered trademark of US Conec.

OneReach enables new options, new applications and more possibilities.

Security Phones, WAPs, Security Cameras—any
PoE/PoE+/HPoE application: **One Choice. OneReach.**



“THIS SYSTEM WAS A LIFE SAVER FOR THIS PARTICULAR APPLICATION AND ENVIRONMENT, AND WE ARE LOOKING AT FUTURE POTENTIAL APPLICATIONS FOR UPCOMING PROJECTS.”

**- ROB KWIATKOWSKI
HUDSON VALLEY
COMMUNITY COLLEGE**

BLUE LIGHT SECURITY PHONES

Blue-light telephone networks play an important role on many college campuses across North America for safety, security and convenience reasons. Some of these phone locations also include VoIP security phones and IP security cameras.

The OneReach PoE Extender System can provide both the power and data required for IP devices at distances up to 3,600 ft*/1,097 m from the equipment room. That's critical because a more traditional PoE approach would require mid-span equipment to be located within 100 m (328 ft) of the phones and cameras and could also require a new electrical power cable run and electrical outlet to be installed. If these critical campus emergency system components are run with local power, redundancy needs to be considered as well, so that a power outage does not bring down the emergency call system or security cameras. With the UPS, OneReach solves that issue.

WIRELESS ACCESS POINTS

In today's always connected environment, providing wireless access is no longer a luxury. It is a necessity for any and every public space, like college and corporate campuses, hotels, entertainment venues, airports, hospitals, convention centers, distribution centers and big-box retailers.

With Gigabit Ethernet bandwidth and effective distances of up to 3,600 ft* from the headend, OneReach enables cost-effective, reliable wireless access points (WAPs) to facilitate remote access for laptops, smartphones and tablets so that users can employ their devices to access information quickly, without interference.

For some spaces, such as large, open plan meeting spaces, dining areas or auditoriums, the best coverage from a WAP may come from locating the device centrally, for example in the ceiling. But while this device location may provide optimal coverage, supplying power and data connectivity to such a location has usually been difficult and costly. For these installation challenges, OneReach provides the ideal solution. By combining power and data cable within a single jacket, backed up by a centrally-located UPS and connecting to a single compact device, OneReach enables installations in the trickiest of environments.



PARKING GARAGE SECURITY CAMERAS

As the cost of security cameras has fallen and the quality of the video captured has increased, the public has grown to expect camera surveillance in more and more public spaces. Simultaneously, businesses and insurers have embraced the technology to ensure the safety of employees, customers and property.

Locations where the overall number of people or security staff may be minimal increase the need for effective remote surveillance capabilities. But many have proven more difficult or costly to ensure the complete surveillance coverage of, for example, parking garages and remote parking lots.

OneReach is the perfect choice for this type of installation, taking power and data up to 3,600 ft* from the central telecommunications closet, powering the camera via PoE, and ensuring the safety of people and property.

ANY APPLICATION. ONE CHOICE. ONEREACH.

Key to the benefits of OneReach is its transparent nature. As long as the powered device is compliant to the PoE specification, it can be supported by OneReach. And as newer, high-performance applications that take advantage of PoE, PoE+ and HPoE are deployed, OneReach supports those applications, at longer distances, with:

- ▶ No need to locate a power outlet in difficult areas
- ▶ Consolidated power source and centralized power back-up
- ▶ Ability for low voltage contractors to install the entire system

OneReach simply needs one length of composite fiber/copper cable to be run to each remote powered device, and includes everything needed for data transmission and device power. Plus, with all power coming from the equipment room, having UPS back-up for power redundancy is easy and requires only one centrally located UPS to protect all remote sites.

OneReach provides extended distance connectivity to any IEEE 802.3af and 802.3at device. The cabling is standards compliant and delivers significant cost savings through simplified installation, the elimination of separate electrical power cabling and the consolidation of back-up power supplies.

Even configuring the system is easy. To determine a bill of materials for your project, **visit OneReachSystem.com**.

* This assumes a total of 3,280 ft of OneReach cable assembly (OCA) to the RPP for PoE or 2,100 ft of OCA for PoE+ plus 328 ft of twisted pair to the device at 20°C. For more temperature information, visit OneReachSystem.com.

OneReach: One Pathway. One Pull. One Solution.

With options to power one device or many, the OneReach PI seamlessly becomes a part of the network infrastructure, with 2U or 4U Power Injector Chassis installing in a standard 19" rack.

FROM THE CLOSET...

The OneReach System begins in the local closet with the PI. The PI provides both the power to run the system and the technology to transmit the data signals to previously unreachable distances. Composed of a specially designed 1-Port Source or 19" rack mountable Power Injector Chassis, Media Modules, and Power Supply modules, these devices deliver big benefits in a small footprint.

This approach to IP-based security enables the consolidation of device management through the existing network infrastructure. The existing IT team is able to monitor device traffic and operations without having to travel to remote locations.

By locating the power for remote devices in a single local closet, users are able to consolidate UPS devices and streamline and simplify management. Unlike traditional installations, with OneReach there is no need to provide for redundant


power at a variety of remote and possibly environmentally hostile locations. Now, in the event of a power outage, one centrally located UPS can keep your cameras, access control devices or wireless access points fully operational.

BENEFITS

- ▶ Simplifies device management
- ▶ Enables UPS consolidation
- ▶ Uses simple screw terminal connections
- ▶ Supports PoE, PoE+ and HPoE

PI Head End Devices

PART NO.	DESCRIPTION	SLOTS OCCUPIED	QTY. OF SUPPORTED PoE POWERED DEVICES			OPERATING TEMP. (°C)
			PoE ports	PoE+ ports	HPoE ports	
81000546	1-port Source, 1000BASE-SX, LC duplex, Ext AC Power Supply	N/A	1	1	1	-40 to +50
81000380	1-port Source, 1000BASE-SX, LC duplex, Ext AC Power Supply	N/A	1	1	1	0 to +40
81000217	1-port Source, 100BASE-FX, LC duplex, Ext AC Power Supply	N/A	1	1	1	0 to +40
81000577	1-port Source, 100BASE-FX, LC duplex, Ext AC Power Supply	N/A	1	N/A	N/A	0 to +40
81000432	1-port Source, 100BASE-FX, LC duplex, DIN rail mount	N/A	1	1	1	-40 to +50
81000463	1U Mounting Bracket for two 1-port Sources	N/A	N/A	N/A	N/A	0 to +40
81000215	Power Supply Module, 400W AC in, 12 & 56 VDC out (dual voltage)	2	12	8	4	0 to +40
81000569	2U Chassis, Class 2 Power Output rear terminal blocks, 6 slots	N/A	N/A	N/A	N/A	0 to +40
81000568	4U Chassis, Class 2 Power Output rear terminal blocks, 12 slots	N/A	N/A	N/A	N/A	0 to +40
81000413	Media Module, 4-port, 1000BASE-SX, 4xLC duplex (rear)	1	4	4	4	0 to +40
81000414	Media Module, 4-port, 1000BASE-SX, MTP (rear)	1	4	N/A	N/A	0 to +40
81000584	Media Module, 4-port, 100BASE-FX, 4xLC duplex (rear)	1	4	4	4	0 to +40
81000585	Media Module, 4-port, 100BASE-FX, MTP (rear)	1	4	N/A	N/A	0 to +40
81000190	Blanking Panel for Power Injector Chassis	1	N/A	N/A	N/A	0 to +40





The **OCA combines optical fiber and copper conductors** in a single assembly that easily attaches with standard M8 and LC or MTP® connectors taking PoE+ up to 2,400 feet.*

SPANNING THE DISTANCE...

Speed, simplicity and performance. You find them all in the OCA of the OneReach System. Power and data transmission are supported within a single jacket through the use of Berk-Tek CL3P-OF or CL3R-OF rated PLTC-OF composite copper/fiber cable. These cables combine 12 AWG conductors with either tight-buffered or loose tube optical fiber cable designs to support 1- or 4-port remote devices.

To provide the right solution for any installation challenge, the OCA is available with a complete array of termination options. For the fastest deployment, the OCA can be built to the specific length requirements of each project, and arrive

on-site with pre-tested optical fiber connectors and an M8 connector for power on the remote device end, ready to install. The local end of the cable assembly attaches effortlessly to the head end power injector equipment with standard fiber connectors and easy to use screw terminals. When run lengths aren't known, unterminated bulk cable can be ordered in conjunction with easily spliced pigtail assemblies. Whatever the project requires, Berk-Tek can supply it.

Rapid and reliable installation is the norm with OneReach, which lets you take PoE, PoE+ and HPoE to new distances. The conductors provide enough power to support PoE to distances well beyond the

100 meters supported through traditional twisted pair cabling. Combine this with the highest quality OM3 optical fiber, and you get an unparalleled solution for flawless data transmission.

BENEFITS

- ▶ Simple, single pull installation
- ▶ Combines control and communication in industrial pathways
- ▶ Provides common pathway for fiber backbone and Class 2 power supply
- ▶ Can be used in wet or dry locations
- ▶ Designs for indoor, outdoor and indoor/outdoor environments
- ▶ Able to support PoE+ distances up to 2,400 ft*

OneReach Cable Assemblies**

Operating Temperature: -40°C to +75°C

PART NUMBER	CABLE TYPE	APPLICATION	# OF FIBERS	FIBER TYPE	CONDUCTOR COUNT	CONDUCTOR GAUGE
BACR08EDDD44FFNM8Pxxx, LC both ends	Loose Tube	4-port assembly	8	OM3	4	12
BACR12EDD077NNM8Pxxx, MTP both ends	Loose Tube	4-port assembly	12	OM3	2	12
BACR12EDD077NNM8Pxxx, Interlock Armor, MTP both ends	Loose Tube	4-port assembly	12	OM3	2	12
BHCR02EDD044FFNM8Pxxx, LC both ends	Tight Buffer	1-port assembly	2	OM3	2	12
BHCR02EDD044FFNM8Pxxx, LC both ends	Tight Buffer	1-port assembly	2	OM3	2	12
BHCR02EDD044FFNM8Pxxx, LC one end	Tight Buffer	1-port assembly	2	OM3	2	12
BHCR02EDDD44FFNM8Pxxx, LC both ends	Tight Buffer	1-port assembly	2	OM3	4	12
BHCR02EDD044FFNM8Pxxx, Interlock Armor, LC both ends	Tight Buffer	1-port assembly	2	OM3	2	12
BHCR02EDD044FFNM8Pxxx, Interlock Armor, LC one end	Tight Buffer	1-port assembly	2	OM3	2	12

xxx is length of assembly in feet. Contact Berk-Tek Inside Sales at 1-800-BERK-TEK for exact part number and pricing.

** Additional cable/assembly configurations are available upon request.

* This assumes a total of 3,280 ft of OneReach cable assembly (OCA) to the RPP for PoE or 2,100 ft of OCA for PoE+ plus 328 ft of twisted pair to the device at 20°C. For more temperature information, visit OneReachSystem.com.

Remote devices mount in enclosures and connect to active devices up to 100 meters away using Category cables terminated with standard RJ45 connectors.

ONEREACH TECHNICAL
SUPPORT IS AVAILABLE
AT 1-800-BERK-TEK.

TO YOUR DEVICE.

Whether you need to enable gigabit access for a single wireless access point for a common study area on campus or to support multiple cameras securing a remote parking area, the OneReach System gives you the power to get the job done. In the past, these types of installations might have required the installation of local 120 Volt power and/or industrial switches, both at a significant cost. But not any more.

Now OneReach enables you to take power easily from the closet, over the OCA to the Remote PoE Port specially suited for your application. And no matter which RPP you

select, to support one or multiple-devices, completing the OneReach System installation is a snap. Mounted in a standard enclosure, the M8 Connector of the OCA simply screws into place and the data connection is completed as soon as you plug in the standard fiber connectors.

Whether supporting Gigabit Ethernet speeds for true data networking or using 10/100 Ethernet to monitor remote cameras or security phones, any IP-based device with appropriate power requirements can easily be connected to the RPP with category terminated using standard RJ45 connectivity.

BENEFITS

- ▶ No need to install costly remote power outlets
- ▶ No need to install remote industrial switches
- ▶ Eliminates the need for remote UPS
- ▶ Easily attach pre-terminated LC or MTP[†] connectors for data transmission
- ▶ Standard M8 connector screws into place to complete power circuit
- ▶ Uses standard RJ45 connectivity to patch to the security camera, wireless access point or any other IP-based device
- ▶ Allows common pathway for fiber backbone and Class 2 power supply

Remote End Devices

Operating Temperature: -40°C to +50°C

PART NO.	DESCRIPTION	QTY. OF SUPPORTED POWERED DEVICES
81000663	Remote, 1-port, 100BASE-FX, PoE, LC duplex, MMF, RJ45, M8 Power Input	1
81000218	Remote, 1-port, 100BASE-FX, PoE+, LC duplex, MMF, RJ45, M8 Power Input	1
81000381	Remote, 1-port, 1000BASE-SX, PoE+, LC duplex, MMF, RJ45, M8 Power Input	1
81000462	Remote, 1-port, 100BASE-FX, HPoE, LC duplex, MMF, RJ45, M8 Power Input	1
81000545	Remote, 1-port, 1000BASE-SX, HPoE, LC duplex, MMF, RJ45, M8 Power Input	1
81000343	Remote, 1-port, 100BASE-FX, PoE+, LC duplex, MMF, RJ45, DIN Rail Mount, M8 Power Input	1
81000586	Remote, 4-port, 1000BASE-SX, PoE, MTP, MMF, RJ45, M8 Power Input	4
81000664	Remote, 4-port, 100BASE-FX, PoE, MTP, MMF, RJ45, M8 Power Input	4
81000684	Remote, 4-port, 1000BASE-SX, PoE+, 4 x LC duplex, MMF, RJ45, M8 Power Input	4



GUIDANCE FOR BUILDING YOUR SYSTEM

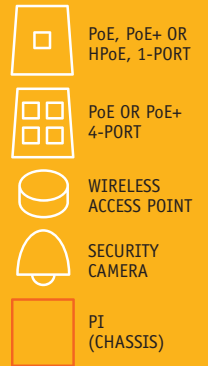
OneReach is modular, allowing you to easily scale the system to meet your specific application requirements. Every application will require devices from each of the system segments; **Head End Power Injection (PI), OneReach Cable Assembly (OCA), and Remote PoE Port (RPP)**. The specific devices will be determined by the number of remote devices to be supported, the distance of the RPP from the closet and the environmental conditions of the installation. Generally, you will have the same quantity of 4-Port Media Modules/1-Port Sources,

OCAs and Remote Port devices. The examples below provide guidance on the specifics required for a few common installation options.

Surge protection for remote and devices is built in. However, when installed outside, extra surge protection and grounding is required in areas that are prone to lightning.

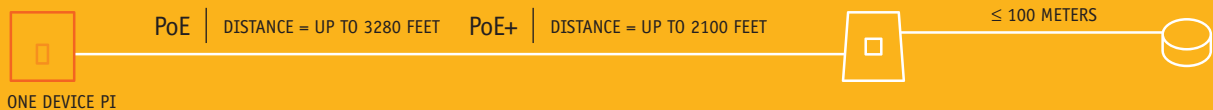
Visit OneReachSystem.com and use our online system configuration tool to easily determine the BOM for your specific application needs.

LEGEND



One wireless access point installed in the ceiling:

PI			ONEREACH CABLE ASSEMBLY (xxx = length in ft)			RPP		
NAME	PART NO.	NO. REQ'D	NAME	PART NO.	NO. REQ'D	NAME	PART NO.	NO. REQ'D
1-Port Source	81000380	1	1-Port 12 AWG OCA	BHCR02EDD044FFNM8Pxxx	1	1-Port Remote	81000381	1



Eight security cameras installed in a small parking area:

PI			ONEREACH CABLE ASSEMBLY (xxx = length in ft)			RPP		
NAME	PART NO.	NO. REQ'D	NAME	PART NO.	NO. REQ'D	NAME	PART NO.	NO. REQ'D
2U Power Chassis	81000569	1	4-Port 12 AWG OCA	BACR08EDDD44FFNM8Pxxx	2	4-Port Remote	81000684	2
Power Supply Module	81000215	1						
4-Port Media Module, LC	81000413	2						
Blanking Panels	81000190	2						



24 security cameras installed in a multi-story parking structure:

PI			ONEREACH CABLE ASSEMBLY (xxx = length in ft)			RPP		
NAME	PART NO.	NO. REQ'D	NAME	PART NO.	NO. REQ'D	NAME	PART NO.	NO. REQ'D
4U Power Chassis	81000568	1	4-Port 12 AWG OCA	BACR08EDDD44FFNM8Pxxx	6	4-Port Remote	81000684	6
Power Supply Module	81000215	3						
4-Port Media Module, LC	81000413	6						



24 DEVICE PI



Insist on OneReach from Berk-Tek:
The leader in innovative PoE/PoE+/HPoE solutions.

THOUGHT LEADERSHIP IS WHAT MAKES INNOVATIONS LIKE ONEREACH HAPPEN.

At Berk-Tek, innovation begins with strong research, engineering and design. It is leveraged with stringent quality and manufacturing processes. It is then delivered with knowledgeable applications and installation experience and superior customer service, and it is backed by ironclad product performance guarantees.

But that is only part of the story.

For over 50 years, Berk-Tek has led the industry in developing and manufacturing exceptional cable products and solutions that have repeatedly set the standard for quality and performance.

THERE IS NO SUBSTITUTE FOR EXPERIENCE.

Working with Berk-Tek means that you have a partner with experience in virtually every communications installation and application environment, including stadiums, convention and entertainment venues, college campuses, primary/secondary schools, airports, hotels, data centers, manufacturing, warehouse and distribution facilities and countless corporate campuses and office buildings worldwide.

Our experienced engineers, our highly qualified sales force and our technical support team provide industry expertise and experience to guide you through the entire project lifecycle, from the development of ideas and solutions, to the design specification, through purchasing and delivery, to installation and support. Plus, Berk-Tek products are in stock with a variety of distribution channels nationwide, and all of our distribution partners are committed to providing you with high-quality customer service.

OUR PROMISE: PERFORM BEYOND EXPECTATIONS.

When you work with Berk-Tek, you also access the entire Nexans global organization—more than 21,000 people working in 30 countries around the world. Berk-Tek's experienced product, process and manufacturing engineers are backed by an array of research scientists and engineers within the Nexans R&D network, and together, Berk-Tek and Nexans help to guide the development of the standards that govern the structured cabling industry. With positions on industry steering committees, we facilitate the evolution of new industry standards and best practices.

The TEK Center at Berk-Tek is a good example. Part of the Nexans' worldwide R&D network, the TEK Center at the Berk-Tek headquarters in New Holland, PA, is a state-of-the-art research and development facility.



4-Port Remote



1-Port Remote

The TEK Center offers extensive technical expertise and capabilities by focusing on:

- ▶ Advanced product design and analysis
- ▶ Standardization and emerging technologies
- ▶ Advanced material development
- ▶ Application engineering and development
- ▶ Advanced manufacturing processes

Through sophisticated design, analysis and modeling tools, an international team explores the complex interaction of characteristics that influence network performance. The result: more robust network operations, reduced cost of ownership, and industry-leading solutions that routinely exceed expectations for performance and reliability—and product innovations like OneReach.

AN UNWAVERING COMMITMENT TO QUALITY AND MANUFACTURING EXCELLENCE

Reliable product performance comes from the combination of a well-engineered product and stringent manufacturing processes.

With state-of-the-art equipment for manufacturing, monitoring and testing, Berk-Tek facilities consistently exceed the stringent quality standards specified by the TL 9000 designation. Performance to ISO 9001 certification standards and the TL 9000 quality management system helps to drive continuous improvement, consistent quality and on-time delivery.

State-of-the-art manufacturing technology and data acquisition tools—along with a variety of quality programs like advanced Blackbelt Six Sigma training—enable us to leverage best practices, track trend data and bring reliable, high-quality products to market more quickly and more efficiently. Our unwavering commitment to quality also enables us to not only guarantee every product, but also guarantee the performance of every product. Every time.

IDEA TO IMPLEMENTATION: INSIST ON BERK-TEK.

Whatever your application or infrastructure requirements, you can count on the guaranteed performance of Berk-Tek cable solutions. Twisted pair or optical fiber, no one delivers solutions that perform beyond expectations like Berk-Tek. Born of strong research, engineering and design. Leveraged with stringent quality and manufacturing processes. Delivered with knowledgeable experience and superior customer service. Backed by an ironclad product performance guarantee. Your organization runs on its infrastructure. Insist on Berk-Tek.

Learn more at berktek.com or call 1-800-Berk-Tek.



Berk-Tek®
A NEXANS COMPANY

Corporate Headquarters

132 White Oak Road
New Holland, PA 17557
USA

TEL: 717-354-6200

TEL: 800-237-5835

FAX: 717-354-7944

www.berktek.com

In Canada, please contact:

Nexans Canada Inc.
140 Allstate Parkway
Markham, Ontario
L3R 0Z7 Canada

TEL: 905-944-4300

TEL: 800-237-5835

FAX: 905-944-4390

www.berktek.com

