

**NOTE.**

The values herein shown are based on the prices of the various kinds when first brought to land by the fishermen. The figures contained in the Quarterly Bulletins are subject to revision and change before publication in the Annual Statistical Report.

J. J. COWIE,  
*Chief Statistical Officer.*

OTTAWA, May, 1923.

RETURN showing, by Provinces, the Quantities and Values of all Sea Fish caught and landed in a GREEN STATE, and the estimated proportion of the catch MARKETED, or intended to be marketed, in a fresh, pickled, canned, etc., state, during the six months ended June 30, 1923.

| KINDS OF FISH              | NOVA SCOTIA  |         |          | P. E. ISLAND |        |          |
|----------------------------|--------------|---------|----------|--------------|--------|----------|
|                            | Caught Fresh |         | Marketed | Caught Fresh |        | Marketed |
|                            | Quantity     | Value   | Quantity | Quantity     | Value  | Quantity |
|                            |              | \$      |          |              | \$     |          |
| Cod.....                   | Cwts.        | 269,923 | 469,627  |              |        |          |
| “ used fresh.....          | “            |         |          | 31,332       |        | 2,038    |
| “ canned.....              | Cases        |         |          | 124          |        |          |
| “ green-salted.....        | Cwts.        |         |          | 17,470       |        | 917      |
| “ smoked.....              | “            |         |          | 5,714        |        |          |
| “ smoked fillets.....      | “            |         |          | 7,671        |        | 20       |
| “ boneless.....            | “            |         |          | 190          |        |          |
| “ dried.....               | “            |         |          | 56,195       |        | 303      |
| Black Cod.....             | “            |         |          |              |        |          |
| “ used fresh.....          | “            |         |          |              |        |          |
| “ green-salted.....        | “            |         |          |              |        |          |
| “ smoked.....              | “            |         |          |              |        |          |
| “ dried.....               | “            |         |          |              |        |          |
| Red and Rock Cod, etc..... | “            |         |          |              |        |          |
| “ used fresh.....          | “            |         |          |              |        |          |
| “ green-salted.....        | “            |         |          |              |        |          |
| “ smoked.....              | “            |         |          |              |        |          |
| Haddock.....               | “            | 153,185 | 233,066  |              |        |          |
| “ used fresh.....          | “            |         |          | 79,536       |        |          |
| “ canned.....              | Cases        |         |          | 1,394        |        |          |
| “ smoked.....              | Cwts.        |         |          | 18,903       |        |          |
| “ green-salted.....        | “            |         |          | 4,917        |        |          |
| “ smoked fillets.....      | “            |         |          | 3,223        |        |          |
| “ dried.....               | “            |         |          | 4,699        |        |          |
| Hake and Cusk.....         | “            | 5,941   | 4,766    |              | 320    | 205      |
| “ used fresh.....          | “            |         |          | 798          |        | 10       |
| “ smoked.....              | “            |         |          | 1,647        |        | 10       |
| “ green-salted.....        | “            |         |          | 38           |        |          |
| “ smoked fillets.....      | “            |         |          | 434          |        |          |
| “ dried.....               | “            |         |          | 157          |        | 97       |
| Pollock.....               | “            | 10,769  | 12,211   |              |        |          |
| “ used fresh.....          | “            |         |          | 4,653        |        |          |
| “ green-salted.....        | “            |         |          | 1,293        |        |          |
| “ smoked fillets.....      | “            |         |          | 16           |        |          |
| “ dried.....               | “            |         |          | 1,159        |        |          |
| Whiting.....               | “            |         |          |              |        |          |
| Halibut.....               | “            | 10,514  | 150,604  |              |        |          |
| “ used fresh.....          | “            |         |          | 10,514       |        |          |
| “ canned.....              | Cases        |         |          |              |        |          |
| “ smoked.....              | Cwts.        |         |          |              |        |          |
| Flounders, Brill, etc..... | “            | 1,387   | 1,593    | 1,387        |        |          |
| Skate.....                 | “            | 250     | 202      | 250          |        |          |
| Soles.....                 | “            |         |          |              |        |          |
| Herring.....               | “            | 68,998  | 52,917   |              | 49,280 | 53,933   |
| “ used fresh.....          | “            |         |          | 3,409        |        | 2,528    |
| “ canned.....              | Cases        |         |          |              |        |          |
| “ smoked.....              | Cwts.        |         |          | 9,551        |        |          |
| “ dry-salted.....          | “            |         |          |              |        |          |
| “ pickled.....             | Bbbs.        |         |          | 706          |        |          |
| “ used as bait.....        | “            |         |          | 21,905       |        | 23,376   |
| “ fertilizer.....          | “            |         |          | 275          |        |          |
| Mackerel.....              | Cwts.        | 52,119  | 131,479  |              | 958    | 3,017    |
| “ used fresh.....          | “            |         |          | 32,379       |        | 804      |
| “ canned.....              | Cases        |         |          |              |        | 54       |
| “ salted.....              | Bbbs.        |         |          | 6,580        |        | 39       |
| Sardines.....              | “            |         |          |              |        |          |
| “ canned.....              | Cases        |         |          |              |        |          |
| “ sold fresh.....          | Bbbs.        |         |          |              |        |          |
| Pilchards.....             | Cwts.        |         |          |              |        |          |
| “ used fresh.....          | “            |         |          |              |        |          |
| “ canned.....              | Cases        |         |          |              |        |          |
| “ smoked.....              | Cwts.        |         |          |              |        |          |
| “ used as bait.....        | Bbbs.        |         |          |              |        |          |
| “ salted.....              | “            |         |          |              |        |          |
| Alewives.....              | Cwts.        | 8,385   | 9,392    |              |        |          |
| “ used fresh.....          | “            |         |          | 2,934        |        |          |
| “ smoked.....              | “            |         |          | 1,247        |        |          |
| “ salted.....              | Bbbs.        |         |          | 985          |        |          |

RETURN showing, by Provinces, the Quantities and Values of all Sea Fish caught and landed in a GREEN STATE, and the estimated proportion of the catch MARKETED, or intended to be marketed, in a fresh, pickled, canned, etc., state, during the six months ended June 30, 1923.

| KINDS OF FISH                  | NOVA SCOTIA  |           |          | P. E. ISLAND |         |          |
|--------------------------------|--------------|-----------|----------|--------------|---------|----------|
|                                | Caught Fresh |           | Marketed | Caught Fresh |         | Marketed |
|                                | Quantity     | Value     | Quantity | Quantity     | Value   | Quantity |
|                                |              | \$        |          |              | \$      |          |
| Salmon.....Cwts.               | 4,711        | 78,216    |          |              |         |          |
| " used fresh....."             |              |           | 4,650    |              |         |          |
| " canned.....Cases             |              |           |          |              |         |          |
| " smoked.....Cwts.             |              |           | 35       |              |         |          |
| " dry-salted....."             |              |           |          |              |         |          |
| " mild cured....."             |              |           |          |              |         |          |
| " pickled....."                |              |           |          |              |         |          |
| Shad....."                     | 29           | 233       |          |              |         |          |
| " used fresh....."             |              |           | 29       |              |         |          |
| " salted.....Bbls.             |              |           |          |              |         |          |
| Smelts.....Cwts.               | 3,239        | 44,239    | 3,239    | 2,253        | 16,646  | 2,253    |
| Albacore....."                 |              |           |          |              |         |          |
| " used fresh....."             |              |           |          |              |         |          |
| " canned.....Cases             |              |           |          |              |         |          |
| Caplin, used as bait.....Bbls. |              |           |          |              |         |          |
| Octopus.....Cwts.              |              |           |          |              |         |          |
| Oulachons....."                |              |           |          |              |         |          |
| Squid, used as bait.....Bbls.  | 8            | 16        | 8        |              |         |          |
| Swordfish.....Cwts.            |              |           |          |              |         |          |
| Tom Cod....."                  | 20           | 10        | 20       | 209          | 599     | 209      |
| Clams and Quahaugs.....Bbls.   | 1,599        | 3,096     |          | 34           | 42      |          |
| " used fresh....."             |              |           | 1,092    |              |         | 34       |
| " canned.....Cases             |              |           | 507      |              |         |          |
| Scallops.....Bbls.             | 6,108        | 36,214    |          |              |         |          |
| " shelled.....Gals.            |              |           | 12,032   |              |         |          |
| " canned.....Cases             |              |           | 70       |              |         |          |
| Crabs.....Cwts.                |              |           |          |              |         |          |
| Lobsters....."                 | 100,960      | 2,117,787 |          | 78,749       | 546,818 |          |
| " shipped in shell....."       |              |           | 43,913   |              |         | 3,156    |
| " canned.....Cases             |              |           | 58,523   |              |         | 37,792   |
| " tomalley....."               |              |           | 1,132    |              |         | 140      |
| Oysters.....Bbls.              |              |           |          |              |         |          |
| Shrimps.....Cwts.              |              |           |          |              |         |          |
| Winkles....."                  | 930          | 1,193     | 930      |              |         |          |
| Cockles....."                  |              |           |          |              |         |          |
| Mussels....."                  | 21           | 15        | 21       |              |         |          |
| Catfish....."                  |              |           |          |              |         |          |
| Total value.....               |              | 3,346,876 |          |              | 626,155 |          |

RETURN showing, by Provinces, the Quantities and Values of all Sea Fish caught and landed in a GREEN STATE, and the estimated proportion of the catch MARKETED, or intended to be marketed, in a fresh, pickled, canned, etc., state, during the three months ended March 31, 1923.

| KINDS OF FISH              | NEW BRUNSWICK |           |          | QUEBEC       |           |          |
|----------------------------|---------------|-----------|----------|--------------|-----------|----------|
|                            | Caught Fresh  |           | Marketed | Caught Fresh |           | Marketed |
|                            | Quantity      | Value     | Quantity | Quantity     | Value     | Quantity |
| Cod.....Cwts.              | 81,110        | \$ 88,826 |          | 39,160       | \$ 47,507 |          |
| "  used fresh.....         |               |           | 6,803    |              |           | 335      |
| "  canned.....Cases        |               |           |          |              |           |          |
| "  green-salted.....Cwts.  |               |           | 1,135    |              |           | 5,875    |
| "  smoked.....             |               |           |          |              |           |          |
| "  smoked fillets.....     |               |           |          |              |           |          |
| "  boneless.....           |               |           |          |              |           |          |
| "  dried.....              |               |           | 24,009   |              |           | 9,023    |
| Black Cod.....             |               |           |          |              |           |          |
| "  used fresh.....         |               |           |          |              |           |          |
| "  green-salted.....       |               |           |          |              |           |          |
| "  smoked.....             |               |           |          |              |           |          |
| "  dried.....              |               |           |          |              |           |          |
| Red and Rock Cod, etc..... |               |           |          |              |           |          |
| "  used fresh.....         |               |           |          |              |           |          |
| "  green-salted.....       |               |           |          |              |           |          |
| "  smoked.....             |               |           |          |              |           |          |
| Haddock.....               | 760           | 1,559     |          | 10           | 15        |          |
| "  used fresh.....         |               |           | 760      |              |           | 10       |
| "  canned.....Cases        |               |           |          |              |           |          |
| "  smoked.....Cwts.        |               |           |          |              |           |          |
| "  green-salted.....       |               |           |          |              |           |          |
| "  smoked fillets.....     |               |           |          |              |           |          |
| "  dried.....              |               |           |          |              |           |          |
| Hake and Cusk.....         | 2,085         | 962       |          | 24           | 36        |          |
| "  used fresh.....         |               |           | 540      |              |           |          |
| "  smoked.....             |               |           | 509      |              |           |          |
| "  green-salted.....       |               |           |          |              |           |          |
| "  smoked fillets.....     |               |           |          |              |           |          |
| "  dried.....              |               |           | 173      |              |           | 8        |
| Pollock.....               | 2,872         | 1,505     |          |              |           |          |
| "  used fresh.....         |               |           | 1,264    |              |           |          |
| "  green-salted.....       |               |           | 803      |              |           |          |
| "  smoked fillets.....     |               |           |          |              |           |          |
| "  dried.....              |               |           |          |              |           |          |
| Whiting.....               |               |           |          |              |           |          |
| Halibut.....               | 69            | 1,057     |          | 11           | 148       |          |
| "  used fresh.....         |               |           | 69       |              |           | 11       |
| "  canned.....Cases        |               |           |          |              |           |          |
| "  smoked.....Cwts.        |               |           |          |              |           |          |
| Flounders, Brill, etc..... | 254           | 493       | 254      |              |           |          |
| Skate.....                 | 112           | 137       | 112      |              |           |          |
| Soles.....                 |               |           |          |              |           |          |
| Herring.....               | 195,727       | 114,442   |          | 137,283      | 55,335    |          |
| "  used fresh.....         |               |           | 2,744    |              |           | 3,274    |
| "  canned.....Cases        |               |           |          |              |           |          |
| "  smoked.....Cwts.        |               |           | 14,443   |              |           | 7,755    |
| "  dry-salted.....         |               |           |          |              |           |          |
| "  pickled.....Bbls.       |               |           | 1,765    |              |           | 4,119    |
| "  used as bait.....       |               |           | 21,324   |              |           | 38,998   |
| "  fertilizer.....         |               |           | 58,077   |              |           | 14,071   |
| Mackerel.....Cwts.         | 6,866         | 20,689    |          | 33,724       | 42,555    |          |
| "  used fresh.....         |               |           | 6,866    |              |           | 1,973    |
| "  canned.....Cases        |               |           |          |              |           |          |
| "  salted.....Bbls.        |               |           |          |              |           | 10,583   |
| Sardines.....              | 11,237        | 20,968    |          |              |           |          |
| "  canned.....Cases        |               |           | 21,330   |              |           |          |
| "  sold fresh.....Bbls.    |               |           | 6,731    |              |           |          |
| Piichards.....Cwts.        |               |           |          |              |           |          |
| "  used fresh.....         |               |           |          |              |           |          |
| "  canned.....Cases        |               |           |          |              |           |          |
| "  smoked.....Cwts.        |               |           |          |              |           |          |
| "  used as bait.....Bbls.  |               |           |          |              |           |          |
| "  salted.....             |               |           |          |              |           |          |
| Alewives.....Cwts.         | 42,215        | 35,652    |          |              |           |          |
| "  used fresh.....         |               |           | 11,754   |              |           |          |
| "  smoked.....             |               |           | 833      |              |           |          |
| "  salted.....Bbls.        |               |           | 9,595    |              |           |          |



RETURN showing, by Provinces, the Quantities and Values of all Sea Fish caught and landed in a GREEN STATE, and the estimated proportion of the catch MARKETED, or intended to be marketed, in a fresh, pickled, canned, etc., state, during the three months ended March 31, 1923.

| KINDS OF FISH             | NEW BRUNSWICK |           |          | QUEBEC       |         |          |
|---------------------------|---------------|-----------|----------|--------------|---------|----------|
|                           | Caught Fresh  |           | Marketed | Caught Fresh |         | Marketed |
|                           | Quantity      | Value     | Quantity | Quantity     | Value   | Quantity |
| Salmon.....               |               | \$        |          |              |         |          |
| " used fresh.....         | Cwts. 8,648   | 89,060    |          |              |         |          |
| " canned.....             | Cases         |           | 8,648    | 7,674        | 64,475  | 7,067    |
| " smoked.....             | Cwts.         |           |          |              |         | 186      |
| " dry-salted.....         | "             |           |          |              |         |          |
| " mild cured.....         | "             |           |          |              |         |          |
| " pickled.....            | "             |           |          |              |         |          |
| Shad.....                 |               |           |          |              |         | 300      |
| " used fresh.....         | " 2,245       | 17,022    |          |              |         |          |
| " salted.....             | "             |           | 2,245    | 6            | 28      |          |
| Smelts.....               | Bbbs.         |           |          |              |         | 6        |
| Albacore.....             | Cwts. 25,440  | 301,667   | 25,440   | 273          | 2,730   | 273      |
| " used fresh.....         | "             |           |          |              |         |          |
| " canned.....             | Cases         |           |          |              |         |          |
| Caplin, used as bait..... | Bbbs.         |           |          |              |         |          |
| Octopus.....              | Cwts.         |           |          | 3,665        | 3,665   | 3,665    |
| Oulachons.....            | "             |           |          |              |         |          |
| Squid, used as bait.....  | Bbbs.         |           |          |              |         |          |
| Swordfish.....            | Cwts.         |           |          |              |         |          |
| Tom Cod.....              | " 7,887       | 10,895    | 7,887    |              |         |          |
| Clams and Quahaugs.....   | Bbbs. 10,708  | 16,960    |          |              |         |          |
| " used fresh.....         | "             |           |          | 5            | 10      |          |
| " canned.....             | Cases         |           | 3,887    |              |         | 5        |
| Scallops.....             | Bbbs. 1,805   | 12,794    | 6,204    |              |         |          |
| " shelled.....            | Bbbs.         |           |          | 75           | 600     |          |
| " canned.....             | Gals.         |           | 3,610    |              |         |          |
| Crabs.....                | Cases         |           |          |              |         | 150      |
| Lobsters.....             | Cwts.         |           |          |              |         |          |
| " shipped in shell.....   | " 42,492      | 488,972   |          | 27,088       | 224,714 |          |
| " canned.....             | Cases         |           | 4,606    |              |         | 674      |
| " tomalley.....           | "             |           | 18,941   |              |         | 13,206   |
| Oysters.....              | Bbbs.         |           |          |              |         | 100      |
| Shrimps.....              | Cwts. 1,492   | 8,463     | 1,492    |              |         |          |
| Winkles.....              | "             |           |          |              |         |          |
| Cockles.....              | " 220         | 780       | 220      |              |         |          |
| Mussels.....              | "             |           |          |              |         |          |
| Catfish.....              | "             |           |          |              |         |          |
| Total value.....          |               | 1,238,938 |          |              | 441,818 |          |

RETURN showing, by Provinces, the Quantities and Values of all Sea Fish caught and landed in a GREEN STATE, and the estimated proportion of the catch MARKETED, or intended to be marketed, in a fresh, pickled, canned, etc., state, during the twelve months ended December 31, 1923.

| KINDS OF FISH              | BRITISH COLUMBIA |         |           |         |
|----------------------------|------------------|---------|-----------|---------|
|                            | Caught Fresh     |         | Marketed  |         |
|                            | Quantity         | Value   | Quantity  |         |
| Cod.....                   | Cwts.            | 15,077  | \$ 89,420 | 15,077  |
| " used fresh.....          | "                |         |           |         |
| " canned.....              | Cases            |         |           |         |
| " green-salted.....        | Cwts.            |         |           |         |
| " smoked.....              | "                |         |           |         |
| " smoked fillets.....      | "                |         |           |         |
| " boneless.....            | "                |         |           |         |
| " dried.....               | "                |         |           |         |
| Black Cod.....             | "                | 2,776   | 14,715    | 2,186   |
| " used fresh.....          | "                |         |           |         |
| " green-salted.....        | "                |         |           | 295     |
| " smoked.....              | "                |         |           |         |
| " dried.....               | "                |         |           |         |
| Red and Rock Cod, etc..... | "                | 2,425   | 13,658    | 2,425   |
| " used fresh.....          | "                |         |           |         |
| " green-salted.....        | "                |         |           |         |
| " smoked.....              | "                |         |           |         |
| Haddock.....               | "                |         |           |         |
| " used fresh.....          | "                |         |           |         |
| " canned.....              | Cases            |         |           |         |
| " smoked.....              | Cwts.            |         |           |         |
| " green-salted.....        | "                |         |           |         |
| " smoked fillets.....      | "                |         |           |         |
| " dried.....               | "                |         |           |         |
| Hake and Cusk.....         | "                | 41      | 82        | 41      |
| " used fresh.....          | "                |         |           |         |
| " green-salted.....        | "                |         |           |         |
| " smoked.....              | "                |         |           |         |
| " smoked fillets.....      | "                |         |           |         |
| " dried.....               | "                |         |           |         |
| Pollock.....               | "                |         |           |         |
| " used fresh.....          | "                |         |           |         |
| " green-salted.....        | "                |         |           |         |
| " smoked fillets.....      | "                |         |           |         |
| " dried.....               | "                |         |           |         |
| Whiting.....               | "                | 90      | 366       | 90      |
| Halibut.....               | "                | 148,694 | 1,926,226 | 148,694 |
| " used fresh.....          | "                |         |           |         |
| " canned.....              | Cases            |         |           |         |
| " smoked.....              | Cwts.            |         |           |         |
| Flounders, Brill, etc..... | "                | 423     | 1,799     | 423     |
| Skate.....                 | "                | 626     | 2,382     | 626     |
| Soles.....                 | "                | 2,157   | 13,851    | 2,157   |
| Herring.....               | "                | 359,222 | 318,836   |         |
| " used fresh.....          | "                |         |           | 5,346   |
| " canned.....              | Cases            |         |           |         |
| " smoked.....              | Cwts.            |         |           | 4,603   |
| " dry-salted.....          | "                |         |           | 248,427 |
| " pickled.....             | Bbls.            |         |           |         |
| " used as bait.....        | "                |         |           | 17,067  |
| " fertilizer.....          | "                |         |           |         |
| Mackerel.....              | Cwts.            |         |           |         |
| " used fresh.....          | "                |         |           |         |
| " canned.....              | Cases            |         |           |         |
| " salted.....              | Bbls.            |         |           |         |
| Sardines.....              | "                |         |           |         |
| " canned.....              | Cases            |         |           |         |
| " sold fresh.....          | Bbls.            |         |           |         |
| Pilchards.....             | Cwts.            |         |           |         |
| " used fresh.....          | "                |         |           |         |
| " canned.....              | Cases            |         |           |         |
| " smoked.....              | Cwts.            |         |           |         |
| " used as bait.....        | Bbls.            |         |           |         |
| " salted.....              | "                |         |           |         |
| Alewives.....              | Cwts.            |         |           |         |
| " used fresh.....          | "                |         |           |         |
| " smoked.....              | "                |         |           |         |
| " salted.....              | Bbls.            |         |           |         |

RETURN showing, by Provinces, the Quantities and Values of all Sea Fish caught and landed in a GREEN STATE, and the estimated proportion of the catch MARKETED, or intended to be marketed, in a fresh, pickled, canned, etc., state, during the twelve months ended December 31, 1923.

| KINDS OF FISH                  | BRITISH COLUMBIA |           |          |
|--------------------------------|------------------|-----------|----------|
|                                | Caught Fresh     |           | Marketed |
|                                | Quantity         | Value     | Quantity |
|                                |                  | \$        |          |
| Salmon.....Cwts.               | 71,081           | 791,664   | .....    |
| " used fresh....."             |                  |           | 58,271   |
| " canned.....Cases             |                  |           | 7,800    |
| " smoked.....Cwts.             |                  |           | 1        |
| " dry-salted....."             |                  |           | .....    |
| " mild cured....."             |                  |           | 4,173    |
| " pickled....."                |                  |           | .....    |
| Shad....."                     | 8                | 104       | .....    |
| " used fresh....."             |                  |           | 8        |
| " salted.....Bbbs.             |                  |           | .....    |
| Smelts.....Cwts.               | 588              | 7,844     | 588      |
| Albacore....."                 |                  |           | .....    |
| " used fresh....."             |                  |           | .....    |
| " canned.....Cases             |                  |           | .....    |
| Caplin, used as bait.....Bbbs. |                  |           | .....    |
| Octopus.....Cwts.              | 617              | 4,536     | 617      |
| Oulachons....."                | 438              | 2,406     | 438      |
| Squid, used as bait.....Bbbs.  |                  |           | .....    |
| Swordfish.....Cwts.            |                  |           | .....    |
| Tom Cod....."                  | 62               | 174       | 62       |
| Clams and Quahaugs.....Bbbs.   | 8,778            | 25,206    | .....    |
| " used fresh....."             |                  |           | 5,446    |
| " canned.....Cases             |                  |           | 3,332    |
| Scallops.....Bbbs.             |                  |           | .....    |
| " shelled.....Gals.            |                  |           | .....    |
| " canned.....Cases             |                  |           | .....    |
| Crabs.....Cwts.                | 2,236            | 13,548    | 2,236    |
| Lobsters....."                 |                  |           | .....    |
| " shipped in shell....."       |                  |           | .....    |
| " canned.....Cases             |                  |           | .....    |
| " tomalley....."               |                  |           | .....    |
| Oysters.....Bbbs.              | 706              | 11,252    | 706      |
| Shrimps.....Cwts.              | 1,135            | 13,126    | 1,135    |
| Winkles....."                  |                  |           | .....    |
| Cockles....."                  |                  |           | .....    |
| Mussels....."                  | 24               | 48        | 24       |
| Catfish....."                  |                  |           | .....    |
| Total value.....               |                  | 3,251,243 | .....    |

SUMMARY of the Quantities and Values of all Sea Fish caught and landed in a Fresh or Green State; and an estimate of the Quantities Marketed, or intended to be marketed, fresh, dried, pickled, canned, etc., in the WHOLE OF CANADA, for the SIX MONTHS ended JUNE 30, 1923.

TOTALS  
for the THREE MONTHS  
ended MARCH 31, 1922.

| KINDS OF FISH              | Caught Fresh |         | Marketed   | Caught Fresh |         | Marketed  |         |
|----------------------------|--------------|---------|------------|--------------|---------|-----------|---------|
|                            | Quantity     | Value   | Quantity   | Quantity     | Value   | Quantity  |         |
| Cod.....                   | Cwts.        | 410,111 | \$ 700,275 | 55,530       | 676,904 | 1,437,099 | 58,005  |
| “ used fresh.....          | “            |         |            | 124          |         |           | 1,100   |
| “ canned.....              | Cases        |         |            | 25,397       |         |           | 37,210  |
| “ green-salted.....        | Cwts.        |         |            | 5,714        |         |           | 1,823   |
| “ smoked.....              | “            |         |            | 7,091        |         |           | 7,589   |
| “ smoked fillets.....      | “            |         |            | 190          |         |           |         |
| “ boneless.....            | “            |         |            | 89,530       |         |           | 172,097 |
| “ dried.....               | “            |         |            |              |         |           |         |
| Black Cod.....             | “            | 2,776   | 14,715     | 2,186        | 1,939   | 7,920     | 1,512   |
| “ used fresh.....          | “            |         |            |              |         |           | 25      |
| “ green-salted.....        | “            |         |            | 295          |         |           | 186     |
| “ smoked.....              | “            |         |            |              |         |           |         |
| “ dried.....               | “            |         |            |              |         |           |         |
| Red and Rock Cod, etc..... | “            | 2,425   | 13,653     | 2,425        | 1,065   | 4,553     | 1,065   |
| “ used fresh.....          | “            |         |            |              |         |           |         |
| “ green-salted.....        | “            |         |            |              |         |           |         |
| “ smoked.....              | “            |         |            |              |         |           |         |
| Haddock.....               | “            | 153,955 | 234,670    |              | 148,006 | 245,247   | 72,462  |
| “ used fresh.....          | “            |         |            | 80,306       |         |           | 3,956   |
| “ canned.....              | Cases        |         |            | 1,394        |         |           | 21,863  |
| “ smoked.....              | Cwts.        |         |            | 18,903       |         |           | 2,433   |
| “ green-salted.....        | “            |         |            | 4,917        |         |           |         |
| “ smoked fillets.....      | “            |         |            | 3,223        |         |           |         |
| “ dried.....               | “            |         |            | 4,099        |         |           | 6,872   |
| Hake and Cusk.....         | “            | 8,411   | 6,051      |              | 27,633  | 25,164    | 1,293   |
| “ used fresh.....          | “            |         |            | 1,389        |         |           | 9,596   |
| “ green-salted.....        | “            |         |            | 2,166        |         |           |         |
| “ smoked.....              | “            |         |            | 38           |         |           | 382     |
| “ smoked fillets.....      | “            |         |            | 434          |         |           | 2,000   |
| “ dried.....               | “            |         |            | 435          |         |           |         |
| Pollock.....               | “            | 13,641  | 13,716     |              | 42,527  | 35,391    | 10,569  |
| “ used fresh.....          | “            |         |            | 5,917        |         |           | 10,552  |
| “ green-salted.....        | “            |         |            | 2,096        |         |           | 9       |
| “ smoked fillets.....      | “            |         |            | 16           |         |           | 3,607   |
| “ dried.....               | “            |         |            | 1,159        |         |           | 131     |
| Whiting.....               | “            | 90      | 366        | 90           | 131     | 799       |         |
| Halibut.....               | “            | 159,288 | 2,078,035  |              | 138,614 | 1,231,674 | 137,530 |
| “ used fresh.....          | “            |         |            | 159,288      |         |           |         |
| “ canned.....              | Cases        |         |            |              |         |           | 652     |
| “ smoked.....              | Cwts.        |         |            |              |         |           | 3,272   |
| Flounders, Brill, etc..... | “            | 2,064   | 3,835      | 2,064        | 3,272   | 7,005     | 468     |
| Skate.....                 | “            | 988     | 2,721      | 988          | 468     | 1,606     | 1,886   |
| Soles.....                 | “            | 2,157   | 13,851     | 2,157        | 1,886   | 12,210    |         |
| Herring.....               | “            | 810,510 | 595,463    |              | 835,757 | 603,803   | 26,791  |
| “ used fresh.....          | “            |         |            | 17,301       |         |           | 823     |
| “ canned.....              | Cases        |         |            |              |         |           | 27,098  |
| “ smoked.....              | Cwts.        |         |            | 36,352       |         |           | 154,546 |
| “ dry-salted.....          | “            |         |            | 248,427      |         |           | 7,003   |
| “ pickled.....             | Bbbs.        |         |            | 6,590        |         |           | 160,659 |
| “ used as bait.....        | “            |         |            | 122,069      |         |           | 74,566  |
| “ fertilizer.....          | “            |         |            | 72,423       |         |           |         |
| Mackerel.....              | Cwts.        | 93,667  | 197,740    |              | 152,792 | 672,080   | 89,610  |
| “ used fresh.....          | “            |         |            | 42,022       |         |           | 850     |
| “ canned.....              | Cases        |         |            | 54           |         |           | 20,862  |
| “ salted.....              | Bbbs.        |         |            | 17,202       |         |           |         |
| Sardines.....              | “            | 11,237  | 26,968     |              | 13,334  | 17,853    | 33,937  |
| “ canned.....              | Cases        |         |            | 21,330       |         |           | 5,925   |
| “ sold fresh.....          | Bbbs.        |         |            | 6,731        |         |           |         |
| Pilchards.....             | Cwts.        |         |            |              |         |           |         |
| “ used fresh.....          | “            |         |            |              |         |           |         |
| “ canned.....              | Cases        |         |            |              |         |           |         |
| “ smoked.....              | Cwts.        |         |            |              |         |           |         |
| “ used as bait.....        | Bbbs.        |         |            |              |         |           |         |
| “ salted.....              | “            |         |            |              |         |           |         |
| Alewives.....              | Cwts.        | 50,600  | 45,044     |              | 53,741  | 58,562    | 15,102  |
| “ used fresh.....          | “            |         |            | 14,688       |         |           | 1,902   |
| “ smoked.....              | “            |         |            | 2,035        |         |           | 11,612  |
| “ salted.....              | Bbbs.        |         |            | 10,580       |         |           |         |

SUMMARY of the Quantities and Values of all Sea Fish caught and landed in a Fresh or Green State; and an estimate of the Quantities Marketed, or intended to be marketed, fresh, dried, pickled, canned, etc., in the WHOLE OF CANADA, for the SIX MONTHS ended JUNE 30, 1923.

TOTALS  
for the THREE MONTHS  
ended MARCH 31, 1922.

| KINDS OF FISH                  | Caught Fresh |           | Marketed | Caught Fresh |           | Marketed |
|--------------------------------|--------------|-----------|----------|--------------|-----------|----------|
|                                | Quantity     | Value     | Quantity | Quantity     | Value     | Quantity |
|                                |              | \$        |          |              | \$        |          |
| Salmon.....Cwts.               | 92,114       | 1,023,415 |          | 78,233       | 863,447   |          |
| “ used fresh.....“             |              |           | 78,636   |              |           | 51,986   |
| “ canned.....Cases             |              |           | 7,986    |              |           | 16,837   |
| “ smoked.....Cwts.             |              |           | 36       |              |           | 334      |
| “ dry-salted.....“             |              |           |          |              |           | 9        |
| “ mild cured.....“             |              |           | 4,173    |              |           | 7,714    |
| “ pickled.....“                |              |           | 300      |              |           |          |
| Shad.....“                     | 2,288        | 17,387    |          | 878          | 7,829     |          |
| “ used fresh.....“             |              |           | 2,288    |              |           | 878      |
| “ salted.....Bbls.             |              |           |          |              |           |          |
| Smelts.....Cwts.               | 31,973       | 373,126   | 31,973   | 54,214       | 345,449   | 54,214   |
| Albacore.....“                 |              |           |          | 600          | 1,080     |          |
| “ used fresh.....“             |              |           |          |              |           | 600      |
| “ canned.....Cases             |              |           |          |              |           |          |
| Caplin, used as bait.....Bbls. | 3,665        | 3,665     | 3,665    |              |           |          |
| Octopus.....Cwts.              | 617          | 4,536     | 617      | 261          | 2,173     | 261      |
| Oulachons.....“                | 438          | 2,406     | 438      | 180          | 941       | 180      |
| Squid, used as bait.....Bbls.  | 8            | 16        | 8        |              |           |          |
| Swordfish.....Cwts.            |              |           |          |              |           |          |
| Tom Cod.....“                  | 8,178        | 11,678    | 8,178    | 5,135        | 5,312     | 5,135    |
| Clams and Quahaugs.....Bbls.   | 21,124       | 45,314    |          | 15,428       | 57,353    |          |
| “ used fresh.....“             |              |           | 10,464   |              |           | 10,316   |
| “ canned.....Cases             |              |           | 10,043   |              |           | 15,083   |
| Scallops.....Bbls.             | 7,988        | 49,608    |          | 4,804        | 21,158    |          |
| “ shelled.....Gals.            |              |           | 15,792   |              |           | 9,381    |
| “ canned.....Cases             |              |           | 70       |              |           | 91       |
| Crabs.....Cwts.                | 2,236        | 13,548    | 2,236    | 1,317        | 7,673     | 1,317    |
| Lobsters.....“                 | 309,289      | 3,378,291 |          | 299,966      | 2,675,870 |          |
| “ shipped in shell.....“       |              |           | 52,349   |              |           | 49,107   |
| “ canned.....Cases             |              |           | 128,462  |              |           | 125,407  |
| “ tomalley.....“               |              |           | 1,372    |              |           | 723      |
| Oysters.....Bbls.              | 2,198        | 19,720    | 2,198    | 662          | 3,083     | 662      |
| Shrimps.....Cwts.              | 1,135        | 13,126    | 1,135    | 203          | 2,848     | 203      |
| Winkles.....“                  | 1,150        | 1,973     | 1,150    | 3,096        | 5,608     | 3,096    |
| Cockles.....“                  |              |           |          |              |           |          |
| Mussels.....“                  | 45           | 63        | 45       | 42           | 30        | 42       |
| Catfish.....“                  |              |           |          |              |           |          |
| Total value.....               |              | 8,905,030 |          |              | 8,365,880 |          |

## UNITED STATES

## ATLANTIC COAST

The quantities of the chief kinds of fish landed at Boston and Gloucester, Mass., and Portland, Me., by United States fishing vessels during the five months ended May 31, 1923 and those landed during the corresponding period in the preceding year, were as follows:—

| Kinds of Fish                              | 1923    | 1922    |
|--|---------|---------|
|  | Cwts.   | Cwts.   |
| Cod, fresh.....                            | 231,224 | 202,472 |
| “ salted.....                              | 7,515   | 5,642   |
| Cusk, fresh.....                           | 13,037  | 11,094  |
| “ salted.....                              | 136     | 1,454   |
| Haddock, fresh.....                        | 329,588 | 320,015 |
| “ salted.....                              | 13      |         |
| Hake, fresh.....                           | 9,699   | 9,669   |
| “ salted.....                              | 30      | 32      |
| Pollock, fresh.....                        | 11,783  | 13,353  |
| “ salted.....                              | 43      | 66      |
| Halibut, fresh.....                        | 16,840  | 22,049  |
| “ salted.....                              |         | 1       |
| Makeral, fresh.....                        | 1,703   | 926     |
| “ salted.....                              |         |         |
| Other fish, fresh (including Herring)..... | 21,924  | 25,983  |
| “ salted,.....                             | 3,477   | 5,350   |

## PACIFIC COAST

The quantities of the chief kinds of fish landed at Seattle, Wash., by United States fishing vessels during the five months ended May 31, 1923, and those landed during the corresponding period in the preceding year, were as follows:—

| Kinds of Fish                              | 1923   | 1922   |
|--|--------|--------|
|  | Cwts.  | Cwts.  |
| Halibut, fresh.....                        | 23,908 | 35,125 |
| Black Cod, (Sablefish) fresh.....          | 1,909  | 545    |
| Ling Cod, fresh.....                       | 1,501  | 1,499  |
| TAKEN IN PUGET SOUND BY COLLECTING VESSELS |        |        |
| Herring.....                               | 2,180  | 2,218  |
| Salmon.....                                | 4,240  | 3,760  |
| Trout.....                                 | 640    | 306    |
| Crabs.....                                 | 3,629  | 2,490  |

## ENGLAND AND WALES

(From monthly reports of the Board of Agriculture and Fisheries.)

The quantity of fish landed in England and Wales during the five months ended May 31, 1923 was 3,755,915 cwts., valued at \$28,927,205, while that landed during the corresponding period in the preceding year was 4,161,881 cwts., valued at \$29,431,745.

The value of shell fish is included but the weight is not.

The quantities of the chief kinds landed during the five months this year, and those landed during the corresponding period last year, were as follows:—

| Kinds of Fish                | 1923      | 1922       |
|------------------------------|-----------|------------|
|                              | Cwts.     | Cwts.      |
| Cod.....                     | 1,060,516 | 1,240,969  |
| Haddock.....                 | 797,924   | 959,260    |
| Hake.....                    | 203,728   | 227,373    |
| Ling.....                    | 82,174    | 100,021    |
| Saith (Coalfish).....        | 136,991   | 147,429    |
| Halibut.....                 | 46,693    | 43,098     |
| Skate.....                   | 204,896   | 190,210    |
| Whiting.....                 | 137,709   | 163,525    |
| Soles, Brill and Turbot..... | 90,869    | 100,702    |
| Plaice.....                  | 284,133   | 329,891    |
| Herring.....                 | 68,179    | 42,534     |
| Mackerel.....                | 130,495   | 128,295    |
| Lobsters (number).....       | 313,970   | 266,628    |
| Oysters ( " ).....           | 6,378,453 | 10,024,027 |

## SCOTLAND

(From monthly reports of the Fishery Board.)

The total quantity of fish landed in Scotland during the five months ended May 31, 1923 was 1,321,511 cwts., valued at \$5,987,520, while that landed during the corresponding period in the preceding year was 1,689,307 cwts., valued at \$7,694,300.

The value of shell fish is included but the weight is not.

The quantities of the chief kinds landed during the five months this year, and those landed during the corresponding period last year, were as follows:—

| Kinds of Fish          | 1923    | 1922    |
|------------------------|---------|---------|
|                        | Cwts.   | Cwts.   |
| Cod.....               | 261,370 | 414,553 |
| Haddock.....           | 229,756 | 350,989 |
| Hake.....              | 5,115   | 12,890  |
| Saith (Coalfish).....  | 41,976  | 99,654  |
| Ling.....              | 46,601  | 72,953  |
| Halibut.....           | 15,879  | 32,029  |
| Plaice.....            | 14,802  | 30,811  |
| Skate.....             | 59,911  | 78,241  |
| Herring.....           | 554,725 | 422,896 |
| Mackerel.....          | 2,219   | 14,499  |
| Lobsters (number)..... | 320,313 | 318,553 |
| Oysters ( " ).....     | 27,652  | 61,084  |

## IRELAND

(From monthly reports of the Department of Agriculture and Technical Instruction.)

The total quantity of fish landed in Ireland during the five months ended May 31, 1923, was 59,808 cwts., valued at \$386,090; while that landed during the corresponding period in the preceding year was 94,430 cwts., valued at \$480,750.

The value of shell fish is included but the weight is not.

The quantities of the chief kinds landed during the five months this year and those landed during the corresponding period last year, were as follows:—

| Kinds of Fish                | 1923            | 1922            |
|------------------------------|-----------------|-----------------|
| Cod.....                     | Cwts.<br>11,762 | Cwts.<br>16,772 |
| Haddock.....                 | 2,661           | 4,600           |
| Hake.....                    | 931             | 399             |
| Ling.....                    | 645             | 441             |
| Soles, Brill and Turbot..... | 700             | 1,129           |
| Plaice.....                  | 3,515           | 5,014           |
| Skate.....                   | 1,777           | 2,051           |
| Herring.....                 | 12,864          | 14,325          |
| Mackerel.....                | 8,796           | 31,293          |
| Lobsters (number).....       | 48,365          | 54,972          |
| Oysters ( " ).....           | 44,900          | 181,736         |


## NEWFOUNDLAND

(From monthly reports of Newfoundland Customs Department.)

Statement of Dry Codfish exported from the Colony of Newfoundland for the five months ended May 31, 1923, and the corresponding period in the preceding year:—

| Country of Destination     | 1923            | 1922            |
|----------------------------|-----------------|-----------------|
| United Kingdom.....        | Cwts.<br>20,903 | Cwts.<br>18,570 |
| Canada.....                | 242             | 9,070           |
| B. W. Indies.....          | 47,440          | 43,050          |
| Brazil.....                | 77,245          | 68,902          |
| Colombia.....              |                 | 81              |
| Costa Rica.....            | 32              |                 |
| Foreign West Indies.....   | 23,095          | 15,521          |
| Grecco.....                | 375             | 17,790          |
| Italy.....                 | 24,222          | 14,230          |
| Portugal.....              | 106,154         | 82,902          |
| Spain.....                 | 119,071         | 74,759          |
| United States.....         | 6,563           | 6,522           |
| Madeira.....               | 1,022           | 320             |
| Panama.....                | 63              |                 |
| Gibraltar for orders.....  | 15,123          | 20,034          |
| Pickled fish exported..... | 4,737           | 7,333           |





Jan. - Sept. 1923

MARINE AND FISHERIES DEPARTMENT

FISHERIES BRANCH

CANADA

QUARTERLY BULLETIN

OF

SEA FISHERY STATISTICS

PERIOD: JANUARY-SEPTEMBER, 1923

ISSUED BY THE AUTHORITY OF THE MINISTER  
HON. ERNEST LAPOINTE

FISHERIES' LIBRARY

OTTAWA  
F. A. ACLAND  
PRINTER TO THE KING'S MOST EXCELLENT MAJESTY  
1923

**NOTE.**

The values herein shown are based on the prices of the various kinds when first brought to land by the fishermen. The figures contained in the Quarterly Bulletins are subject to revision and change before publication in the Annual Statistical Report.

**J. J. COWIE,**  
*Chief Statistical Officer.*

OTTAWA, November, 1923.

RETURN showing, by Provinces, the Quantities and Values of all Sea Fish caught and landed in a GREEN STATE, and the estimated proportion of the catch MARKETED, or intended to be marketed, in a fresh, pickled, canned, etc., state, during the nine months ended September 30, 1923.

| KINDS OF FISH          | NOVA SCOTIA  |         |           | P. E. ISLAND |        |          |
|------------------------|--------------|---------|-----------|--------------|--------|----------|
|                        | Caught Fresh |         | Marketed  | Caught Fresh |        | Marketed |
|                        | Quantity     | Value   | Quantity  | Quantity     | Value  | Quantity |
|                        |              | \$      |           |              | \$     |          |
| Cod.....               | Cwts.        | 900,764 | 1,521,149 | 24,135       | 25,182 |          |
| “ used fresh.....      | “            |         |           |              |        | 9,417    |
| “ canned.....          | Cases        |         |           |              |        |          |
| “ green-salted.....    | Cwts.        |         |           |              |        | 4,750    |
| “ smoked.....          | “            |         |           |              |        |          |
| “ smoked fillets.....  | “            |         |           |              |        | 20       |
| “ boneless.....        | “            |         |           |              |        | 272      |
| “ dried.....           | “            |         |           |              |        | 1,429    |
| Black Cod.....         | “            |         |           |              |        |          |
| “ used fresh.....      | “            |         |           |              |        |          |
| “ green-salted.....    | “            |         |           |              |        |          |
| “ smoked.....          | “            |         |           |              |        |          |
| “ dried.....           | “            |         |           |              |        |          |
| Red and Rock Cod, etc. | “            |         |           |              |        |          |
| “ used fresh.....      | “            |         |           |              |        |          |
| “ green-salted.....    | “            |         |           |              |        |          |
| “ smoked.....          | “            |         |           |              |        |          |
| Haddock.....           | “            | 229,148 | 339,414   | 546          | 303    |          |
| “ used fresh.....      | “            |         |           |              |        | 180      |
| “ canned.....          | Cases        |         |           |              |        |          |
| “ smoked.....          | Cwts.        |         |           |              |        |          |
| “ green-salted.....    | “            |         |           |              |        | 60       |
| “ smoked fillets.....  | “            |         |           |              |        | 30       |
| “ dried.....           | “            |         |           |              |        |          |
| Hake and Cusk.....     | “            | 47,530  | 32,881    | 9,940        | 9,307  |          |
| “ used fresh.....      | “            |         |           |              |        | 144      |
| “ canned.....          | “            |         |           |              |        |          |
| “ green-salted.....    | “            |         |           |              |        | 2,021    |
| “ smoked.....          | “            |         |           |              |        | 10       |
| “ smoked fillets.....  | “            |         |           |              |        | 400      |
| “ dried.....           | “            |         |           |              |        | 1,510    |
| Pollock.....           | “            | 36,990  | 37,158    |              |        |          |
| “ used fresh.....      | “            |         |           |              |        |          |
| “ green-salted.....    | “            |         |           |              |        |          |
| “ smoked fillets.....  | “            |         |           |              |        |          |
| “ dried.....           | “            |         |           |              |        |          |
| Whiting.....           | “            |         |           |              |        |          |
| Halibut.....           | “            | 17,564  | 228,452   |              |        |          |
| “ used fresh.....      | “            |         |           |              |        | 17,546   |
| “ canned.....          | Cases        |         |           |              |        | 30       |
| “ smoked.....          | Cwts.        |         |           |              |        |          |
| Flounders, Brill, etc. | “            | 2,127   | 3,458     | 2,127        |        |          |
| Skate.....             | “            | 339     | 291       | 339          |        |          |
| Soles.....             | “            |         |           |              |        |          |
| Herring.....           | “            | 159,533 | 143,934   | 50,731       | 56,294 |          |
| “ used fresh.....      | “            |         |           |              |        | 2,945    |
| “ canned.....          | Cases        |         |           |              |        |          |
| “ smoked.....          | Cwts.        |         |           |              |        |          |
| “ dry-salted.....      | “            |         |           |              |        |          |
| “ pickled.....         | Bbls.        |         |           |              |        | 163      |
| “ used as bait.....    | “            |         |           |              |        | 23,649   |
| “ fertilizer.....      | “            |         |           |              |        |          |
| Mackerel.....          | Cwts.        | 65,224  | 190,925   | 2,637        | 10,382 |          |
| “ used fresh.....      | “            |         |           |              |        | 1,756    |
| “ canned.....          | Cases        |         |           |              |        | 54       |
| “ salted.....          | Bbls.        |         |           |              |        | 293      |
| Sardines.....          | “            |         |           |              |        |          |
| “ canned.....          | Cases        |         |           |              |        |          |
| “ sold fresh.....      | Bbls.        |         |           |              |        |          |
| Pilchards.....         | Cwts.        |         |           |              |        |          |
| “ used fresh.....      | “            |         |           |              |        |          |
| “ canned.....          | Cases        |         |           |              |        |          |
| “ smoked.....          | Cwts.        |         |           |              |        |          |
| “ used as bait.....    | Bbls.        |         |           |              |        |          |
| “ salted.....          | “            |         |           |              |        |          |

RETURN showing, by Provinces, the Quantities and Values of all Sea Fish caught and landed in a GREEN STATE, and the estimated proportion of the catch MARKETED, or intended to be marketed, in a fresh, pickled, canned, etc., state, during the nine months ended September 30, 1923.

| KINDS OF FISH                   | NOVA SCOTIA  |           |          | P. E. ISLAND |         |          |
|---------------------------------|--------------|-----------|----------|--------------|---------|----------|
|                                 | Caught Fresh |           | Marketed | Caught Fresh |         | Marketed |
|                                 | Quantity     | Value     | Quantity | Quantity     | Value   | Quantity |
|                                 |              | \$        |          |              | \$      |          |
| Alewives..... Cwts.             | 8,436        | 9,486     |          |              |         |          |
| " used fresh..... "             |              |           | 2,979    |              |         |          |
| " smoked..... "                 |              |           | 1,247    |              |         |          |
| " salted..... Bbls.             |              |           | 987      |              |         |          |
| Salmon..... Cwts.               | 11,017       | 163,617   |          | 34           | 790     |          |
| " used fresh..... "             |              |           | 10,866   |              |         | 34       |
| " canned..... Cases             |              |           |          |              |         |          |
| " smoked..... Cwts.             |              |           | 88       |              |         |          |
| " dry-salted..... "             |              |           |          |              |         |          |
| " mild cured..... "             |              |           |          |              |         |          |
| " pickled..... "                |              |           |          |              |         |          |
| Shad..... "                     | 925          | 9,883     |          |              |         |          |
| " used fresh..... "             |              |           | 631      |              |         |          |
| " salted..... Bbls.             |              |           | 98       |              |         |          |
| Smelts..... Cwts.               | 3,241        | 44,249    | 3,241    | 2,253        | 16,646  | 2,253    |
| Albacore..... "                 | 1,460        | 4,014     |          |              |         |          |
| " used fresh..... "             |              |           | 1,460    |              |         |          |
| " canned..... Cases             |              |           |          |              |         |          |
| Caplin, used as bait..... Bbls. |              |           |          |              |         |          |
| Octopus..... Cwts.              |              |           |          |              |         |          |
| Oulachons..... "                |              |           |          |              |         |          |
| Squid, used as bait..... Bbls.  | 2,400        | 7,356     | 2,400    |              |         |          |
| Swordfish..... Cwts.            | 12,100       | 76,867    | 12,100   |              |         |          |
| Tom Cod..... "                  | 20           | 10        | 20       | 209          | 599     | 209      |
| Clams and Quahaugs..... Bbls.   | 2,426        | 4,339     |          | 546          | 763     |          |
| " used fresh..... "             |              |           | 1,771    |              |         | 76       |
| " canned..... Cases             |              |           | 655      |              |         | 470      |
| Scallops..... Bbls.             | 7,600        | 42,750    |          |              |         |          |
| " shelled..... Gals.            |              |           | 15,016   |              |         |          |
| " canned..... Cases             |              |           | 70       |              |         |          |
| Crabs..... Cwts.                |              |           |          |              |         |          |
| Lobsters..... "                 | 173,060      | 2,242,232 |          | 97,403       | 660,596 |          |
| " shipped in shell..... "       |              |           | 45,055   |              |         | 9,312    |
| " canned..... Cases             |              |           | 63,999   |              |         | 44,040   |
| " tomalley..... "               |              |           | 1,197    |              |         | 157      |
| Oysters..... Bbls.              | 124          | 748       | 124      | 15           | 120     | 15       |
| Shrimps..... Cwts.              |              |           |          |              |         |          |
| Winkles..... "                  | 987          | 1,265     | 987      |              |         |          |
| Cockles..... "                  |              |           |          |              |         |          |
| Mussels..... "                  | 21           | 15        | 21       |              |         |          |
| Catfish..... "                  | 6            | 6         | 6        |              |         |          |
| Total value.....                |              | 5,104,499 |          |              | 781,012 |          |

RETURN showing, by Provinces, the Quantities and Values of all Sea Fish caught and landed in a GREEN STATE, and the estimated proportion of the catch MARKETED, or intended to be marketed, in a fresh, pickled, canned, etc., state, during the nine months ended September 30, 1923.

| KINDS OF FISH              | NEW BRUNSWICK |         |          | QUEBEC       |         |          |
|----------------------------|---------------|---------|----------|--------------|---------|----------|
|                            | Caught Fresh  |         | Marketed | Caught Fresh |         | Marketed |
|                            | Quantity      | Value   | Quantity | Quantity     | Value   | Quantity |
|                            |               | \$      |          |              | \$      |          |
| Cod.....                   | Cwts.         | 272,058 | 300,747  | 281,090      | 364,874 |          |
| “ used fresh.....          | “             |         |          |              |         |          |
| “ canned.....              | Cases         |         |          | 18,371       |         | 1,253    |
| “ green-salted.....        | Cwts.         |         |          | 4,961        |         | 17,644   |
| “ smoked.....              | “             |         |          |              |         |          |
| “ smoked fillets.....      | “             |         |          |              |         |          |
| “ boneless.....            | “             |         |          |              |         |          |
| “ dried.....               | “             |         |          | 81,250       |         | 81,510   |
| Black Cod.....             | “             |         |          |              |         |          |
| “ used fresh.....          | “             |         |          |              |         |          |
| “ green-salted.....        | “             |         |          |              |         |          |
| “ smoked.....              | “             |         |          |              |         |          |
| “ dried.....               | “             |         |          |              |         |          |
| Red and Rock Cod, etc..... | “             |         |          |              |         |          |
| “ used fresh.....          | “             |         |          |              |         |          |
| “ green-salted.....        | “             |         |          |              |         |          |
| “ smoked.....              | “             |         |          |              |         |          |
| Haddock.....               | “             | 4,138   | 7,751    | 18           | 27      |          |
| “ used fresh.....          | “             |         |          |              |         |          |
| “ canned.....              | Cases         |         |          | 3,498        |         | 18       |
| “ smoked.....              | Cwts.         |         |          | 25           |         |          |
| “ green-salted.....        | “             |         |          | 10           |         |          |
| “ smoked fillets.....      | “             |         |          |              |         |          |
| “ dried.....               | “             |         |          | 189          |         |          |
| Hake and Cusk.....         | “             | 19,173  | 9,300    | 144          | 186     |          |
| “ used fresh.....          | “             |         |          |              |         |          |
| “ canned.....              | “             |         |          | 3,889        |         |          |
| “ green-salted.....        | “             |         |          | 2,255        |         |          |
| “ smoked.....              | “             |         |          | 509          |         |          |
| “ smoked fillets.....      | “             |         |          |              |         |          |
| “ dried.....               | “             |         |          | 3,247        |         | 48       |
| Pollock.....               | “             | 27,032  | 19,179   |              |         |          |
| “ used fresh.....          | “             |         |          | 11,049       |         |          |
| “ green-salted.....        | “             |         |          | 5,963        |         |          |
| “ smoked fillets.....      | “             |         |          |              |         |          |
| “ dried.....               | “             |         |          | 1,350        |         |          |
| Whiting.....               | “             |         |          |              |         |          |
| Halibut.....               | “             | 137     | 2,413    | 134          | 842     |          |
| “ used fresh.....          | “             |         |          | 137          |         | 134      |
| “ canned.....              | Cases         |         |          |              |         |          |
| “ smoked.....              | Cwts.         |         |          |              |         |          |
| Flounders, Brill, etc..... | “             | 660     | 1,474    | 660          |         |          |
| Skate.....                 | “             | 197     | 264      | 197          |         |          |
| Soles.....                 | “             |         |          |              |         |          |
| Herring.....               | “             | 221,568 | 139,239  | 157,948      | 81,061  |          |
| “ used fresh.....          | “             |         |          | 12,506       |         | 3,507    |
| “ canned.....              | Cases         |         |          |              |         |          |
| “ smoked.....              | Cwts.         |         |          | 15,833       |         | 7,755    |
| “ dry-salted.....          | “             |         |          |              |         |          |
| “ pickled.....             | Bbbs.         |         |          | 4,544        |         | 5,310    |
| “ used as bait.....        | “             |         |          | 23,799       |         | 47,381   |
| “ fertilizer.....          | “             |         |          | 58,077       |         | 14,113   |
| Mackerel.....              | Cwts.         | 12,843  | 38,839   | 40,399       | 86,612  |          |
| “ used fresh.....          | “             |         |          | 12,834       |         | 4,856    |
| “ canned.....              | Cases         |         |          |              |         |          |
| “ salted.....              | Bbbs.         |         |          | 3            |         | 11,847   |
| Sardines.....              | “             | 81,342  | 220,819  | 27           | 69      |          |
| “ canned.....              | Cases         |         |          | 88,739       |         |          |
| “ sold fresh.....          | Bbbs.         |         |          | 61,611       |         | 27       |
| Pichards.....              | Cwts.         |         |          |              |         |          |
| “ used fresh.....          | “             |         |          |              |         |          |
| “ canned.....              | Cases         |         |          |              |         |          |
| “ smoked.....              | Cwts.         |         |          |              |         |          |
| “ used as bait.....        | Bbbs.         |         |          |              |         |          |
| “ salted.....              | “             |         |          |              |         |          |

RETURN showing, by Provinces, the Quantities and Values of all Sea Fish caught and landed in a GREEN STATE, and the estimated proportion of the catch MARKETED, or intended to be marketed, in a fresh, pickled, canned, etc., state, during the nine months ended September 30, 1923.

| KINDS OF FISH             | NEW BRUNSWICK |           |          | QUEBEC       |         |          |
|---------------------------|---------------|-----------|----------|--------------|---------|----------|
|                           | Caught Fresh  |           | Marketed | Caught Fresh |         | Marketed |
|                           | Quantity      | Value     | Quantity | Quantity     | Value   | Quantity |
| Alewives.....             |               | \$        |          |              | \$      |          |
| " used fresh.....         | Cwts. 42,215  | 35,652    |          |              |         |          |
| " smoked.....             | "             |           | 11,754   |              |         |          |
| " salted.....             | "             |           | 838      |              |         |          |
| Salmon.....               | Bbbs. 20,292  | 210,275   | 9,595    | 12,872       | 98,719  |          |
| " used fresh.....         | Cwts. 20,292  | 210,275   |          |              |         |          |
| " canned.....             | Cases         |           | 20,284   |              |         | 9,298    |
| " smoked.....             | Cwts.         |           | 10       |              |         | 1,265    |
| " dry-salted.....         | "             |           |          |              |         |          |
| " mild cured.....         | "             |           |          |              |         |          |
| " pickled.....            | "             |           |          |              |         |          |
| Shad.....                 | "             |           |          |              |         |          |
| " used fresh.....         | " 2,473       | 21,532    |          | 6            | 28      | 1,671    |
| " salted.....             | Bbbs.         |           | 2,356    |              |         | 6        |
| Smelts.....               | Cwts. 25,496  | 302,215   | 25,496   | 318          | 2,895   | 318      |
| Albacore.....             | "             |           |          |              |         |          |
| " used fresh.....         | "             |           |          |              |         |          |
| " canned.....             | Cases         |           |          |              |         |          |
| Caplin, used as bait..... | Bbbs.         |           |          |              |         |          |
| Octopus.....              | Cwts.         |           |          | 5,420        | 6,285   | 5,420    |
| Oulachons.....            | "             |           |          |              |         |          |
| Squid, used as bait.....  | Bbbs.         |           |          |              |         |          |
| Swordfish.....            | Cwts.         |           |          | 886          | 1,432   | 886      |
| Tom Cod.....              | "             |           |          |              |         |          |
| Clams and Quahaugs.....   | Bbbs. 7,887   | 10,895    | 7,887    |              |         |          |
| " used fresh.....         | " 18,822      | 31,155    |          | 1,708        | 9,616   |          |
| " canned.....             | Cases         |           | 5,614    |              |         | 1,708    |
| Scallops.....             | Bbbs. 1,805   | 12,794    | 12,318   |              |         |          |
| " shelled.....            | Gals.         |           |          | 229          | 1,120   |          |
| " canned.....             | Cases         |           | 3,610    |              |         | 208      |
| Crabs.....                | Cwts.         |           |          |              |         | 50       |
| Lobsters.....             | "             |           |          |              |         |          |
| " shipped in shell.....   | " 62,648      | 702,695   |          | 29,244       | 246,216 |          |
| " canned.....             | Cases         |           | 18,247   |              |         | 738      |
| " tomalley.....           | "             |           | 22,196   |              |         | 14,252   |
| Oysters.....              | Bbbs.         |           |          |              |         | 100      |
| Suramp.....               | Cwts. 2,572   | 13,778    | 2,572    |              |         |          |
| Winkles.....              | "             |           |          |              |         |          |
| Cockles.....              | " 280         | 960       | 280      |              |         |          |
| Mussels.....              | "             |           |          |              |         |          |
| Catfish.....              | "             |           |          |              |         |          |
| Total value.....          |               | 2,081,976 |          |              | 899,982 |          |

RETURN showing, by Provinces, the Quantities and Values of all Sea Fish caught and landed in a GREEN STATE, and the estimated proportion of the catch MARKETED, or intended to be marketed, in a fresh, pickled, canned, etc., state, during the nine months ended September 30, 1923.

| KINDS OF FISH              | BRITISH COLUMBIA |         |           |
|----------------------------|------------------|---------|-----------|
|                            | Caught Fresh     |         | Marketed  |
|                            | Quantity         | Value   | Quantity  |
|                            |                  | \$      |           |
| Cod.....                   | Cwts.            | 21,978  | 142,583   |
| “ used fresh.....          | “                |         | 21,978    |
| “ canned.....              | Cases            |         |           |
| “ green-salted.....        | Cwts.            |         |           |
| “ smoked.....              | “                |         |           |
| “ smoked filets.....       | “                |         |           |
| “ boneless.....            | “                |         |           |
| “ dried.....               | “                |         |           |
| Black Cod.....             | “                | 5,830   | 34,954    |
| “ used fresh.....          | “                |         | 5,042     |
| “ green-salted.....        | “                |         |           |
| “ smoked.....              | “                |         | 394       |
| “ dried.....               | “                |         |           |
| Red and Rock Cod, etc..... | “                | 4,083   | 21,653    |
| “ used fresh.....          | “                |         | 4,083     |
| “ green-salted.....        | “                |         |           |
| “ smoked.....              | “                |         |           |
| Haddock.....               | “                |         |           |
| “ used fresh.....          | “                |         |           |
| “ canned.....              | Cases            |         |           |
| “ smoked.....              | Cwts.            |         |           |
| “ green-salted.....        | “                |         |           |
| “ smoked filets.....       | “                |         |           |
| “ dried.....               | “                |         |           |
| Hake and Cusk.....         | “                | 41      | 82        |
| “ used fresh.....          | “                |         | 41        |
| “ canned.....              | “                |         |           |
| “ green-salted.....        | “                |         |           |
| “ smoked.....              | “                |         |           |
| “ smoked filets.....       | “                |         |           |
| “ dried.....               | “                |         |           |
| Pollock.....               | “                |         |           |
| “ used fresh.....          | “                |         |           |
| “ green-salted.....        | “                |         |           |
| “ smoked filets.....       | “                |         |           |
| “ dried.....               | “                |         |           |
| Whiting.....               | “                | 96      | 399       |
| Halibut.....               | “                | 245,702 | 3,087,948 |
| “ used fresh.....          | “                |         | 245,698   |
| “ canned.....              | Cases            |         |           |
| “ smoked.....              | Cwts.            |         | 2         |
| Flounders, Brill, etc..... | “                | 529     | 2,200     |
| Skate.....                 | “                | 778     | 2,923     |
| Soles.....                 | “                | 2,366   | 17,735    |
| Herring.....               | “                | 360,384 | 324,493   |
| “ used fresh.....          | “                |         | 6,376     |
| “ canned.....              | Cases            |         |           |
| “ smoked.....              | Cwts.            |         | 4,639     |
| “ dry-salted.....          | “                |         | 248,427   |
| “ pickled.....             | Bbbs.            |         |           |
| “ used as bait.....        | “                |         | 17,097    |
| “ fertilizer.....          | “                |         |           |
| Mackerel.....              | Cwts.            |         |           |
| “ used fresh.....          | “                |         |           |
| “ canned.....              | Cases            |         |           |
| “ salted.....              | Bbbs.            |         |           |
| Sardines.....              | “                |         |           |
| “ canned.....              | Cases            |         |           |
| “ sold fresh.....          | Bbbs.            |         |           |
| Pilchards.....             | Cwts.            | 5,310   | 10,878    |
| “ used fresh.....          | “                |         | 1,739     |
| “ canned.....              | Cases            |         | 763       |
| “ smoked.....              | Cwts.            |         |           |
| “ used as bait.....        | Bbbs.            |         | 1,519     |
| “ salted.....              | “                |         |           |



RETURN showing, by Provinces, the Quantities and Values of all Sea Fish caught and landed in a GREEN STATE, and the estimated proportion of the catch MARKETED, or intended to be marketed, in a fresh, pickled, canned, etc., state, during the nine months ended September 30, 1923.

| KINDS OF FISH             | BRITISH COLUMBIA |           |           |
|---------------------------|------------------|-----------|-----------|
|                           | Caught Fresh     |           | Marketed  |
|                           | Quantity         | Value     | Quantity  |
|                           |                  | \$        |           |
| Alewives.....             | Cwts.            |           |           |
| “ used fresh.....         | “                |           |           |
| “ smoked.....             | “                |           |           |
| “ salted.....             | Bbls.            |           |           |
| Salmon.....               | Cwts.            | 1,023,918 | 4,217,001 |
| “ used fresh.....         | “                |           | 157,588   |
| “ canned.....             | Cases            |           | 991,785   |
| “ smoked.....             | Cwts.            |           | 12        |
| “ dry-salted.....         | “                |           | 9,026     |
| “ mild cured.....         | “                |           | 14,649    |
| “ pickled.....            | “                |           | 300       |
| Shad.....                 | “                | 14        | 122       |
| “ used fresh.....         | “                |           | 14        |
| “ salted.....             | Bbls.            |           |           |
| Smelts.....               | Cwts.            | 962       | 11,568    |
| Albacore.....             | “                |           |           |
| “ used fresh.....         | “                |           |           |
| “ canned.....             | Cases            |           |           |
| Caplin, used as bait..... | Bbls.            |           |           |
| Octopus.....              | Cwts.            | 623       | 4,584     |
| Oulachons.....            | “                | 438       | 2,406     |
| Squid, used as bait.....  | Bbls.            |           |           |
| Swordfish.....            | Cwts.            |           |           |
| Tom Cod.....              | “                | 62        | 174       |
| Clams and Quahaugs.....   | Bbls.            | 8,967     | 25,849    |
| “ used fresh.....         | “                |           | 5,635     |
| “ canned.....             | Cases            |           | 3,332     |
| Scallops.....             | Bbls.            |           |           |
| “ shelled.....            | Gals.            |           |           |
| “ canned.....             | Cases            |           |           |
| Crabs.....                | Cwts.            | 3,672     | 23,185    |
| Lobsters.....             | “                |           |           |
| “ shipped in shell.....   | “                |           |           |
| “ canned.....             | Cases            |           |           |
| “ tomalley.....           | “                |           |           |
| Oysters.....              | Bbls.            | 1,030     | 17,187    |
| Shrimps.....              | Cwts.            | 1,260     | 15,114    |
| Winkles.....              | “                |           |           |
| Cockles.....              | “                |           |           |
| Mussels.....              | “                | 24        | 48        |
| Catfish.....              | “                |           |           |
| Total value.....          |                  | 7,963,086 |           |

SUMMARY of the Quantities and Values of all Sea Fish caught and landed in a Fresh or Green State; and an estimate of the Quantities Marketed, or intended to be marketed, fresh, dried, pickled, canned, etc., in the WHOLE OF CANADA, for the NINE MONTHS ended SEPTEMBER 30, 1923.

TOTALS  
for the NINE MONTHS  
ended SEPTEMBER 30, 1922.

| KINDS OF FISH               | Caught Fresh |           | Marketed | Caught Fresh |           | Marketed |
|-----------------------------|--------------|-----------|----------|--------------|-----------|----------|
|                             | Quantity     | Value     | Quantity | Quantity     | Value     | Quantity |
|                             |              | \$        |          |              | \$        |          |
| Cod.....Cwts.               | 1,500,025    | 2,354,535 |          | 2,107,208    | 4,008,372 |          |
| " used fresh.....           |              |           | 101,732  |              |           | 105,445  |
| " canned.....Cases          |              |           | 1,463    |              |           | 2,233    |
| " green-salted.....Cwts.    |              |           | 109,554  |              |           | 129,866  |
| " smoked....."              |              |           | 8,518    |              |           | 3,951    |
| " smoked fillets....."      |              |           | 9,501    |              |           | 9,900    |
| " boneless....."            |              |           | 4,963    |              |           | 725      |
| " dried....."               |              |           | 372,150  |              |           | 566,223  |
| Black Cod....."             | 5,830        | 34,934    |          | 3,886        | 18,021    |          |
| " used fresh....."          |              |           | 5,042    |              |           | 3,321    |
| " green-salted....."        |              |           |          |              |           | 25       |
| " smoked....."              |              |           | 394      |              |           | 257      |
| " dried....."               |              |           |          |              |           |          |
| Red and Rock Cod, etc....." | 4,083        | 21,653    |          | 1,356        | 5,812     |          |
| " used fresh....."          |              |           | 4,083    |              |           | 1,356    |
| " green-salted....."        |              |           |          |              |           |          |
| " smoked....."              |              |           |          |              |           |          |
| Haddock....."               | 233,850      | 347,555   |          | 219,051      | 351,486   |          |
| " used fresh....."          |              |           | 111,936  |              |           | 90,805   |
| " canned.....Cases          |              |           | 3,807    |              |           | 5,182    |
| " smoked.....Cwts.          |              |           | 29,182   |              |           | 29,431   |
| " green-salted....."        |              |           | 9,813    |              |           | 1        |
| " smoked fillets....."      |              |           | 3,723    |              |           | 7,407    |
| " dried....."               |              |           | 8,865    |              |           | 15,416   |
| Hake and Cusk....."         | 76,828       | 51,756    |          | 246,827      | 178,649   |          |
| " used fresh....."          |              |           | 5,520    |              |           | 27,109   |
| " canned....."              |              |           | 152      |              |           |          |
| " green-salted....."        |              |           | 19,600   |              |           | 63,442   |
| " smoked....."              |              |           | 191      |              |           |          |
| " smoked fillets....."      |              |           | 4,281    |              |           | 799      |
| " dried....."               |              |           | 6,206    |              |           | 30,136   |
| Pollock....."               | 64,022       | 56,337    |          | 139,946      | 113,941   |          |
| " used fresh....."          |              |           | 16,570   |              |           | 18,483   |
| " green-salted....."        |              |           | 12,461   |              |           | 32,845   |
| " smoked fillets....."      |              |           | 16       |              |           | 9        |
| " dried....."               |              |           | 7,490    |              |           | 18,577   |
| Whiting....."               | 96           | 399       |          | 133          | 811       |          |
| Halibut....."               | 263,537      | 3,319,655 |          | 228,744      | 2,043,259 |          |
| " used fresh....."          |              |           | 263,467  |              |           | 227,548  |
| " canned.....Cases          |              |           | 30       |              |           | 137      |
| " smoked.....Cwts.          |              |           | 2        |              |           | 652      |
| Flounders, Brill, etc....." | 4,587        | 7,132     | 4,587    | 8,632        | 15,261    | 8,632    |
| Skate....."                 | 1,314        | 3,478     | 1,314    | 655          | 2,188     | 655      |
| Soles....."                 | 2,800        | 17,735    | 2,800    | 2,756        | 16,350    | 2,756    |
| Herring....."               | 950,164      | 744,991   |          | 1,142,935    | 852,703   |          |
| " used fresh....."          |              |           | 45,883   |              |           | 50,641   |
| " canned.....Cases          |              |           | 784      |              |           | 823      |
| " smoked.....Cwts.          |              |           | 42,310   |              |           | 82,940   |
| " dry-salted....."          |              |           | 248,427  |              |           | 154,546  |
| " pickled.....Bbbs.         |              |           | 18,799   |              |           | 26,732   |
| " used as bait....."        |              |           | 153,604  |              |           | 214,262  |
| " fertilizer....."          |              |           | 72,465   |              |           | 77,176   |
| Mackerel.....Cwts.          | 121,153      | 326,758   |          | 222,381      | 1,024,306 |          |
| " used fresh....."          |              |           | 60,944   |              |           | 132,946  |
| " canned.....Cases          |              |           | 54       |              |           | 850      |
| " salted.....Bbbs.          |              |           | 20,057   |              |           | 29,613   |
| Sardines....."              | 81,369       | 220,888   |          | 131,091      | 181,506   |          |
| " canned.....Cases          |              |           | 88,739   |              |           | 106,120  |
| " sold fresh.....Bbbs.      |              |           | 61,638   |              |           | 105,810  |
| Pilchards.....Cwts.         | 5,310        | 10,878    |          | 1,120        | 2,240     |          |
| " used fresh....."          |              |           | 1,739    |              |           |          |
| " canned.....Cases          |              |           | 763      |              |           | 1,600    |
| " smoked.....Cwts.          |              |           |          |              |           |          |
| " used as bait.....Bbbs.    |              |           | 1,519    |              |           |          |
| " salted....."              |              |           |          |              |           |          |

SUMMARY of the Quantities and Values of all Sea Fish caught and landed in a Fresh or Green State; and an estimate of the Quantities Marketed, or intended to be marketed, fresh, dried, pickled, canned, etc., in the WHOLE OF CANADA, for the NINE MONTHS ended SEPTEMBER 30, 1923.

TOTALS  
for the NINE MONTHS  
ended SEPTEMBER 30, 1922.

| KINDS OF FISH                  | Caught Fresh |            | Marketed | Caught Fresh |            | Marketed |
|--------------------------------|--------------|------------|----------|--------------|------------|----------|
|                                | Quantity     | Value      | Quantity | Quantity     | Value      | Quantity |
|                                |              | \$         |          |              | \$         |          |
| Alewives.....Cwts.             | 50,651       | 45,138     |          | 53,828       | 58,690     |          |
| "  used fresh....."            |              |            | 14,739   |              |            | 15,183   |
| "  smoked....."                |              |            | 2,085    |              |            | 1,902    |
| "  salted.....Bbls.            |              |            | 10,580   |              |            | 11,614   |
| Salmon.....Cwts.               | 1,068,133    | 4,680,402  |          | 946,326      | 4,580,230  |          |
| "  used fresh....."            |              |            | 198,070  |              |            | 153,686  |
| "  canned.....Cases            |              |            | 993,060  |              |            | 887,678  |
| "  smoked.....Cwts.            |              |            | 100      |              |            | 2,118    |
| "  dry-salted....."            |              |            | 14,649   |              |            | 4,979    |
| "  mild cured....."            |              |            | 1,971    |              |            | 23,954   |
| "  pickled....."               |              |            |          |              |            | 851      |
| Shad....."                     | 3,418        | 31,565     |          | 1,461        | 15,633     |          |
| "  used fresh....."            |              |            | 3,007    |              |            | 1,224    |
| "  salted.....Bbls.            |              |            | 137      |              |            | 79       |
| Smelts.....Cwts.               | 32,450       | 377,573    | 32,450   | 55,171       | 352,255    | 55,171   |
| Albacore....."                 | 1,460        | 4,014      |          | 2,343        | 5,487      |          |
| "  used fresh....."            |              |            | 1,400    |              |            | 2,343    |
| "  canned.....Cases            |              |            |          |              |            |          |
| Caplin, used as bait.....Bbls. | 5,420        | 6,285      | 5,420    | 7,586        | 11,458     | 7,586    |
| Octopus.....Cwts.              | 623          | 4,584      | 623      | 289          | 2,454      | 289      |
| Oulachons....."                | 438          | 2,406      | 438      | 180          | 941        | 180      |
| Squid, used as bait.....Bbls.  | 3,286        | 8,788      | 3,286    | 6,066        | 10,480     | 6,066    |
| Swordfish.....Cwts.            | 12,100       | 76,867     | 12,100   | 10,165       | 74,238     | 10,165   |
| Tom Cod....."                  | 8,178        | 11,678     | 8,178    | 5,135        | 5,312      | 5,135    |
| Clams and Quahaugs.....Bbls.   | 32,469       | 71,722     |          | 22,089       | 79,142     |          |
| "  used fresh....."            |              |            | 14,804   |              |            | 14,926   |
| "  canned.....Cases            |              |            | 16,775   |              |            | 16,942   |
| Scallops.....Bbls.             | 9,634        | 56,664     |          | 6,851        | 29,934     |          |
| "  shelled.....Gals.           |              |            |          |              |            | 13,474   |
| "  canned.....Cases            |              |            | 18,834   |              |            | 91       |
| Crabs.....Cwts.                | 3,672        | 23,185     | 3,672    | 3,433        | 21,260     | 3,433    |
| Lobsters....."                 | 362,355      | 3,851,739  |          | 342,972      | 3,066,909  |          |
| "  shipped in shell....."      |              |            | 73,352   |              |            | 58,786   |
| "  canned.....Cases            |              |            | 144,487  |              |            | 142,070  |
| "  tomalley....."              |              |            | 1,454    |              |            | 870      |
| Oysters.....Bbls.              | 3,741        | 31,833     | 3,741    | 1,578        | 9,075      | 1,578    |
| Shrimps.....Cwts.              | 1,260        | 15,114     | 1,260    | 281          | 3,916      | 281      |
| Winkles....."                  | 1,267        | 2,225      | 1,267    | 3,136        | 5,738      | 3,136    |
| Cockles....."                  |              |            |          | 181          | 452        | 181      |
| Mussels....."                  | 45           | 63         | 45       | 42           | 30         | 42       |
| Catfish....."                  | 6            | 6          | 6        |              |            |          |
| Total value.....               |              | 16,830,555 |          |              | 17,148,569 |          |

## UNITED STATES

## ATLANTIC COAST

(From reports of the Bureau of Fisheries Department of Commerce.)

The quantities of the chief kinds of fish landed at Boston and Gloucester, Mass., and Portland, Me., by United States fishing vessels during the eight months ended August 31, 1923 and those landed during the corresponding period in the preceding year, were as follows:—

| Kinds of Fish                              | 1923    | 1922    |
|--|---------|---------|
|  | Cwts.   | Cwts.   |
| Cod, fresh.....                            | 425,399 | 363,780 |
| “ salted.....                              | 33,826  | 34,770  |
| Cusk, fresh.....                           | 16,373  | 14,701  |
| “ salted.....                              | 698     | 1,822   |
| Haddock, fresh.....                        | 481,723 | 474,155 |
| “ salted.....                              | 402     | 543     |
| Hake, fresh.....                           | 21,457  | 16,897  |
| “ salted.....                              | 179     | 162     |
| Pollock, fresh.....                        | 21,094  | 26,192  |
| “ salted.....                              | 246     | 276     |
| Halibut, fresh.....                        | 39,076  | 44,544  |
| “ salted.....                              | 11      | 135     |
| Makeral, fresh.....                        | 27,989  | 12,892  |
| “ salted.....                              | 1,819   | 3,717   |
| Other fish, fresh (including Herring)..... | 51,049  | 77,851  |
| “ salted,.....                             | 3,477   | 5,355   |

## PACIFIC COAST

The quantities of the chief kinds of fish landed at Seattle, Wash., by United States fishing vessels during the eight months ended August 31, 1923, and those landed during the corresponding period in the preceding year, were as follows:—

| Kinds of Fish                              | 1923    | 1922   |
|--|---------|--------|
|  | Cwts.   | Cwts.  |
| Halibut, fresh.....                        | 57,951  | 75,962 |
| Black Cod, (Sablefish) fresh.....          | 14,465  | 3,782  |
| Ling Cod, fresh.....                       | 1,741   | 2,308  |
| TAKEN IN PUGET SOUND BY COLLECTING VESSELS |         |        |
| Herring.....                               | 2,180   | 2,128  |
| Salmon.....                                | 103,743 | 77,605 |
| Trout.....                                 | 1,774   | 1,061  |
| Crabs.....                                 | 3,820   | 2,499  |

## ENGLAND AND WALES

(From monthly reports of the Board of Agriculture and Fisheries.)

The total quantity of fish landed in England and Wales during the eight months ended August 31, 1923 was 6,368,049 cwts., valued at \$45,204,160, while that landed during the corresponding period in the preceding year was 6,785,465 cwts., valued at \$45,651,155.

The value of shell fish is included but the weight is not.

The quantities of the chief kinds landed during the eight months this year, and those landed during the corresponding period last year, were as follows:—

| Kinds of Fish                | 1923      | 1922       |
|------------------------------|-----------|------------|
|                              | Cwts.     | Cwts.      |
| Cod.....                     | 1,560,088 | 1,753,688  |
| Haddock.....                 | 1,389,317 | 1,631,091  |
| Hake.....                    | 487,944   | 536,945    |
| Ling.....                    | 126,075   | 153,027    |
| Saith (Coalfish).....        | 231,456   | 247,151    |
| Halibut.....                 | 111,039   | 93,336     |
| Skate.....                   | 315,563   | 296,292    |
| Whiting.....                 | 192,384   | 214,611    |
| Soles, Brill and Turbot..... | 131,350   | 151,947    |
| Plaice.....                  | 464,125   | 524,187    |
| Herring.....                 | 314,180   | 203,712    |
| Mackerel.....                | 203,698   | 190,104    |
| Lobsters (number).....       | 639,919   | 591,115    |
| Oysters ( " ).....           | 7,392,973 | 10,814,537 |

## SCOTLAND

(From monthly reports of the Fishery Board.)

The total quantity of fish landed in Scotland during the eight months ended August 31, 1923 was 4,418,385 cwts., valued at \$12,458,245 while that landed during the corresponding period in the preceding year was 4,499,313 cwts., valued at \$15,138,730.

The value of shell fish is included but the weight is not.

The quantities of the chief kinds landed during the eight months this year, and those landed during the corresponding period last year, were as follows:—

| Kinds of Fish          | 1923      | 1922      |
|------------------------|-----------|-----------|
|                        | Cwts.     | Cwts.     |
| Cod.....               | 386,913   | 613,888   |
| Haddock.....           | 413,919   | 561,990   |
| Hake.....              | 19,249    | 23,476    |
| Saith (Coalfish).....  | 70,861    | 147,255   |
| Ling.....              | 90,507    | 171,661   |
| Halibut.....           | 49,033    | 74,180    |
| Plaice.....            | 30,299    | 49,705    |
| Skate.....             | 115,949   | 151,149   |
| Herring.....           | 3,020,982 | 2,420,601 |
| Mackerel.....          | 21,076    | 35,488    |
| Lobsters (number)..... | 559,753   | 553,667   |
| Oysters ( " ).....     | 27,652    | 61,484    |

## IRELAND

(From monthly reports of the Ministry of Fisheries.)

The total quantity of fish landed in Ireland during the eight months ended August 31, 1923, was 153,774 cwts., valued at \$771,895; while that landed during the corresponding period in the preceding year was 165,769 cwts., valued at \$823,075.

The value of shell fish is included but the weight is not.

The quantities of the chief kinds landed during the eight months this year and those landed during the corresponding period last year, were as follows:—


| Kinds of Fish                | 1923    | 1922    |
|------------------------------|---------|---------|
|                              | Cwts.   | Cwts.   |
| Cod.....                     | 14,263  | 20,266  |
| Haddock.....                 | 3,499   | 4,991   |
| Hake.....                    | 3,116   | 1,589   |
| Ling.....                    | 1,122   | 778     |
| Soles, Brill and Turbot..... | 1,357   | 1,451   |
| Plaice.....                  | 6,042   | 7,883   |
| Skate.....                   | 3,483   | 3,281   |
| Herring.....                 | 77,772  | 53,625  |
| Mackerel.....                | 18,112  | 43,896  |
| Lobsters (number).....       | 424,801 | 300,030 |
| Oysters ( " ).....           | 44,900  | 184,736 |

## NEWFOUNDLAND

(From monthly reports of Newfoundland Customs Department.)

Statement of Dry Codfish exported from the Colony of Newfoundland for the seven months ended July 31, 1923, and the corresponding period in the preceding year:—

| Country of Destination     | 1923    | 1922    |
|----------------------------|---------|---------|
|                            | Cwts.   | Cwts.   |
| United Kingdom.....        | 23,268  | 19,216  |
| Canada.....                | 385     | 11,161  |
| B. W. Indies.....          | 70,587  | 65,138  |
| Brazil.....                | 89,932  | 96,601  |
| Colombia.....              |         | 81      |
| Costa Rica.....            | 44      |         |
| Foreign West Indies.....   | 38,564  | 21,912  |
| Greece.....                | 375     | 17,790  |
| Italy.....                 | 26,982  | 15,038  |
| Portugal.....              | 168,054 | 158,047 |
| Spain.....                 | 128,672 | 79,704  |
| United States.....         | 6,688   | 6,658   |
| Madeira.....               | 1,055   | 734     |
| Panama.....                | 69      |         |
| Gibraltar for orders.....  | 15,123  | 20,034  |
| Pickled fish exported..... | 6,919   | 9,616   |



~~1225~~  
A225  
Jan. - Dec. 1923

MARINE AND FISHERIES DEPARTMENT  
FISHERIES BRANCH  
CANADA

QUARTERLY BULLETIN

OF

SEA FISHERY STATISTICS

PERIOD: JANUARY-DECEMBER, 1923

ISSUED BY THE AUTHORITY OF THE MINISTER  
HON. P. J. A. CARDIN

FISHERIES' LIBRARY

OTTAWA

F. A. ACLAND

PRINTER TO THE KING'S MOST EXCELLENT MAJESTY

1024



NOTE.

The values herein shown are based on the prices of the various kinds when first brought to land by the fishermen. The figures contained in the Quarterly Bulletins are subject to revision and change before publication in the Annual Statistical Report.

J. J. COWIE,  
*Chief Statistical Officer.*

OTTAWA, February, 1924.

RETURN showing, by Provinces, the Quantities and Values of all Sea Fish caught and landed in a GREEN STATE, and the estimated proportion of the catch MARKETED, or intended to be marketed, in a fresh, pickled, canned, etc., state, during the twelve months ended December 31, 1923.

| KINDS OF FISH              | NOVA SCOTIA  |           |           | P. E. ISLAND |        |          |
|----------------------------|--------------|-----------|-----------|--------------|--------|----------|
|                            | Caught Fresh |           | Marketed  | Caught Fresh |        | Marketed |
|                            | Quantity     | Value     | Quantity  | Quantity     | Value  | Quantity |
| Cod.....                   |              |           |           |              |        |          |
| " used fresh.....          | Cwts.        | 1,040,399 | 1,784,142 | 27,081       | 31,332 |          |
| " canned.....              | Cases        |           |           | 84,277       |        | 11,127   |
| " green-salted.....        | Cwts.        |           |           | 1,838        |        |          |
| " smoked.....              | "            |           |           | 99,626       |        | 5,098    |
| " smoked fillets.....      | "            |           |           | 10,928       |        |          |
| " boneless.....            | "            |           |           | 15,261       |        | 20       |
| " dried.....               | "            |           |           | 6,016        |        | 347      |
| Black Cod.....             | "            |           |           | 222,786      |        | 1,534    |
| " used fresh.....          | "            |           |           |              |        |          |
| " green-salted.....        | "            |           |           |              |        |          |
| " smoked.....              | "            |           |           |              |        |          |
| " dried.....               | "            |           |           |              |        |          |
| Red and Rock Cod, etc..... | "            |           |           |              |        |          |
| " used fresh.....          | "            |           |           |              |        |          |
| " green-salted.....        | "            |           |           |              |        |          |
| " smoked.....              | "            |           |           |              |        |          |
| Haddock.....               |              | 297,275   | 481,025   | 755          | 572    |          |
| " used fresh.....          | "            |           |           |              |        |          |
| " canned.....              | Cases        |           |           | 143,902      |        | 301      |
| " smoked.....              | Cwts.        |           |           | 4,976        |        |          |
| " green-salted.....        | "            |           |           | 42,685       |        | 90       |
| " smoked fillets.....      | "            |           |           | 10,583       |        | 30       |
| " dried.....               | "            |           |           | 3,834        |        |          |
| Hake and Cusk.....         |              | 56,661    | 42,713    | 9,102        |        | 71       |
| " used fresh.....          | "            |           |           |              | 10,958 | 10,325   |
| " canned.....              | "            |           |           | 2,148        |        | 144      |
| " green-salted.....        | "            |           |           | 152          |        |          |
| " smoked.....              | "            |           |           | 3,788        |        | 2,021    |
| " smoked fillets.....      | "            |           |           | 13,196       |        | 10       |
| " dried.....               | "            |           |           | 5,230        |        | 472      |
| Pollock.....               |              | 41,280    | 41,311    | 1,535        |        | 1,777    |
| " used fresh.....          | "            |           |           |              |        |          |
| " green-salted.....        | "            |           |           | 6,484        |        |          |
| " smoked fillets.....      | "            |           |           | 7,632        |        |          |
| " dried.....               | "            |           |           | 19           |        |          |
| Whiting.....               |              |           |           | 6,490        |        |          |
| Halibut.....               |              | 18,809    | 243,846   |              |        |          |
| " used fresh.....          | "            |           |           |              |        |          |
| " canned.....              | Cases        |           |           | 18,809       |        |          |
| " smoked.....              | Cwts.        |           |           |              |        |          |
| Flounders, Brill, etc..... | "            | 5,051     | 6,759     | 5,051        |        |          |
| Skate.....                 | "            | 454       | 406       | 454          |        |          |
| Soles.....                 | "            |           |           |              |        |          |
| Herring.....               |              | 165,120   | 148,624   |              | 51,091 | 56,714   |
| " used fresh.....          | "            |           |           |              |        |          |
| " canned.....              | Cases        |           |           | 21,159       |        | 3,216    |
| " smoked.....              | Cwts.        |           |           | 784          |        |          |
| " dry-salted.....          | "            |           |           | 14,083       |        |          |
| " pickled.....             | Bbbs.        |           |           | 9,614        |        | 197      |
| " used as bait.....        | "            |           |           | 42,921       |        | 23,640   |
| " fertilizer.....          | "            |           |           | 275          |        |          |
| Mackerel.....              |              | 77,866    | 240,342   |              | 2,799  | 10,942   |
| " used fresh.....          | Cwts.        |           |           |              |        |          |
| " canned.....              | Cases        |           |           | 49,043       |        | 1,830    |
| " salted.....              | Bbbs.        |           |           |              |        | 54       |
| Sardines.....              |              |           |           | 9,607        |        | 310      |
| " canned.....              | Cases        |           |           |              |        |          |
| " sold fresh.....          | Bbbs.        |           |           |              |        |          |
| Pilchards.....             |              |           |           |              |        |          |
| " used fresh.....          | Cwts.        |           |           |              |        |          |
| " canned.....              | Cases        |           |           |              |        |          |
| " smoked.....              | Cwts.        |           |           |              |        |          |
| " used as bait.....        | Bbbs.        |           |           |              |        |          |
| " salted.....              | "            |           |           |              |        |          |

RETURN showing, by Provinces, the Quantities and Values of all Sea Fish caught and landed in a GREEN STATE, and the estimated proportion of the catch MARKETED, or intended to be marketed, in a fresh, pickled, canned, etc., state, during the twelve months ended December 31, 1923.

| KINDS OF FISH                   | NOVA SCOTIA  |           |          | P. E. ISLAND |           |          |
|---------------------------------|--------------|-----------|----------|--------------|-----------|----------|
|                                 | Caught Fresh |           | Marketed | Caught Fresh |           | Marketed |
|                                 | Quantity     | Value     | Quantity | Quantity     | Value     | Quantity |
|                                 |              | \$        |          |              | \$        |          |
| Alewives..... Cwts.             | 8,436        | 9,486     |          |              |           |          |
| " used fresh..... "             |              |           | 2,979    |              |           |          |
| " smoked..... "                 |              |           | 1,247    |              |           |          |
| " salted..... Bbls.             |              |           | 987      |              |           |          |
| Salmon..... Cwts.               | 11,017       | 163,617   |          | 34           | 790       |          |
| " used fresh..... "             |              |           | 10,866   |              |           | 34       |
| " canned..... Cases             |              |           |          |              |           |          |
| " smoked..... Cwts.             |              |           | 88       |              |           |          |
| " dry-salted..... "             |              |           |          |              |           |          |
| " mild cured..... "             |              |           |          |              |           |          |
| " pickled..... "                |              |           |          |              |           |          |
| Shad..... "                     |              |           |          |              |           |          |
| " used fresh..... "             | 925          | 9,883     |          |              |           |          |
| " salted..... Bbls.             |              |           | 631      |              |           |          |
| Smelts..... Cwts.               | 7,199        | 86,849    | 7,199    | 9,774        | 83,551    | 9,774    |
| Albacore..... "                 | 3,310        | 7,714     |          |              |           |          |
| " used fresh..... "             |              |           | 3,310    |              |           |          |
| " canned..... Cases             |              |           |          |              |           |          |
| Caplin, used as bait..... Bbls. |              |           |          |              |           |          |
| Octopus..... Cwts.              |              |           |          |              |           |          |
| Oulachons..... "                |              |           |          |              |           |          |
| Squid, used as bait..... Bbls.  | 7,093        | 22,359    | 7,093    |              |           |          |
| Swordfish..... Cwts.            | 13,672       | 86,671    | 13,672   |              |           |          |
| Tom Cod..... "                  | 50           | 100       | 50       | 614          | 1,393     | 614      |
| Clams and Quahaugs..... Bbls.   | 4,315        | 7,638     |          | 546          | 763       |          |
| " used fresh..... "             |              |           | 3,135    |              |           | 76       |
| " canned..... Cases             |              |           | 1,180    |              |           | 470      |
| Scallops..... Bbls.             | 11,934       | 68,574    |          |              |           |          |
| " shelled..... Gals.            |              |           | 23,543   |              |           |          |
| " canned..... Cases             |              |           | 126      |              |           |          |
| Crabs..... Cwts.                |              |           |          |              |           |          |
| Lobsters..... "                 |              |           |          |              |           |          |
| " shipped in shell..... "       | 173,642      | 2,268,614 |          | 98,490       | 825,924   |          |
| " canned..... Cases             |              |           | 45,619   |              |           | 9,768    |
| " tomalley..... "               |              |           | 64,008   |              |           | 44,355   |
| Oysters..... Bbls.              | 2,712        | 14,605    | 1,197    |              |           | 157      |
| Shrimps..... Cwts.              |              |           | 2,712    | 4,035        | 25,836    | 4,035    |
| Winkles..... "                  | 1,416        | 1,881     | 1,416    |              |           |          |
| Cockles..... "                  |              |           |          |              |           |          |
| Mussels..... "                  | 82           | 63        | 82       |              |           |          |
| Catfish..... "                  | 17           | 17        | 17       |              |           |          |
| Total value.....                |              | 5,737,239 |          |              | 1,048,142 |          |

RETURN showing, by Provinces, the Quantities and Values of all Sea Fish caught and landed in a GREEN STATE, and the estimated proportion of the catch MARKETED, or intended to be marketed, in a fresh, pickled, canned, etc., state, during the twelve months ended December 31, 1923.

| KINDS OF FISH              | NEW BRUNSWICK |         |          | QUEBEC       |         |          |
|----------------------------|---------------|---------|----------|--------------|---------|----------|
|                            | Caught Fresh  |         | Marketed | Caught Fresh |         | Marketed |
|                            | Quantity      | Value   | Quantity | Quantity     | Value   | Quantity |
|                            |               | \$      |          |              | \$      |          |
| Cod.....                   | Cwts.         | 284,148 | 320,462  | 336,161      | 432,697 |          |
| " used fresh.....          | "             |         |          |              |         |          |
| " canned.....              | Cases         |         | 22,364   |              |         | 1,612    |
| " green-salted.....        | Cwts.         |         | 6,568    |              |         | 22,660   |
| " smoked.....              | "             |         |          |              |         |          |
| " smoked fillets.....      | "             |         |          |              |         |          |
| " boneless.....            | "             |         |          |              |         |          |
| " dried.....               | "             |         |          |              |         |          |
| Black Cod.....             | "             |         | 82,877   |              |         | 96,399   |
| " used fresh.....          | "             |         |          |              |         |          |
| " green-salted.....        | "             |         |          |              |         |          |
| " smoked.....              | "             |         |          |              |         |          |
| " dried.....               | "             |         |          |              |         |          |
| Red and Rock Cod, etc..... | "             |         |          |              |         |          |
| " used fresh.....          | "             |         |          |              |         |          |
| " green-salted.....        | "             |         |          |              |         |          |
| " smoked.....              | "             |         |          |              |         |          |
| Haddock.....               | "             | 6,376   | 13,270   | 18           | 27      |          |
| " used fresh.....          | "             |         |          |              |         |          |
| " canned.....              | Cases         |         | 5,562    |              |         | 18       |
| " smoked.....              | Cwts.         |         | 42       |              |         |          |
| " green-salted.....        | "             |         | 80       |              |         |          |
| " smoked fillets.....      | "             |         |          |              |         |          |
| " dried.....               | "             |         |          |              |         |          |
| Hake and Cusk.....         | "             |         | 189      |              |         |          |
| " used fresh.....          | "             | 20,164  | 9,881    | 1,144        | 1,186   |          |
| " canned.....              | "             |         | 3,921    |              |         |          |
| " green-salted.....        | "             |         | 2,565    |              |         | 275      |
| " smoked.....              | "             |         | 509      |              |         |          |
| " smoked fillets.....      | "             |         |          |              |         |          |
| " dried.....               | "             |         |          |              |         |          |
| Pollock.....               | "             | 28,841  | 20,910   |              |         |          |
| " used fresh.....          | "             |         |          |              |         |          |
| " green-salted.....        | "             |         | 11,436   |              |         |          |
| " smoked fillets.....      | "             |         | 5,980    |              |         |          |
| " dried.....               | "             |         | 1,812    |              |         |          |
| Whiting.....               | "             |         |          |              |         |          |
| Halibut.....               | "             | 146     | 2,548    | 146          | 1,372   | 187      |
| " used fresh.....          | "             |         |          |              |         |          |
| " canned.....              | Cases         |         |          |              |         |          |
| " smoked.....              | Cwts.         |         |          |              |         |          |
| Flounders, Brill, etc..... | "             | 791     | 1,801    | 791          |         |          |
| Skate.....                 | "             | 267     | 369      | 267          |         |          |
| Soles.....                 | "             |         |          |              |         |          |
| Herring.....               | "             | 245,338 | 181,542  | 164,906      | 86,889  |          |
| " used fresh.....          | "             |         |          | 26,426       |         | 3,511    |
| " canned.....              | Cases         |         |          |              |         |          |
| " smoked.....              | Cwts.         |         |          | 16,503       |         | 9,691    |
| " dry-salted.....          | "             |         |          |              |         |          |
| " pickled.....             | Bbbs.         |         |          | 4,544        |         | 5,741    |
| " used as bait.....        | "             |         |          | 28,054       |         | 48,273   |
| " fertilizer.....          | "             |         |          | 58,077       |         | 14,113   |
| Mackerel.....              | Cwts.         | 12,843  | 38,839   | 12,834       | 40,897  | 88,952   |
| " used fresh.....          | "             |         |          |              |         | 5,204    |
| " canned.....              | Cases         |         |          |              |         |          |
| " salted.....              | Bbbs.         |         |          | 3            |         | 11,897   |
| Sardines.....              | "             | 134,694 | 393,767  |              | 42      | 114      |
| " canned.....              | Cases         |         |          | 135,296      |         |          |
| " sold fresh.....          | Bbbs.         |         |          | 106,355      |         | 42       |
| Pitchards.....             | Cwts.         |         |          |              |         |          |
| " used fresh.....          | "             |         |          |              |         |          |
| " canned.....              | Cases         |         |          |              |         |          |
| " smoked.....              | Cwts.         |         |          |              |         |          |
| " used as bait.....        | Bbbs.         |         |          |              |         |          |
| " salted.....              | "             |         |          |              |         |          |

RETURN showing, by Provinces, the Quantities and Values of all Sea Fish caught and landed in a GREEN STATE, and the estimated proportion of the catch MARKETED, or intended to be marketed, in a fresh, pickled, canned, etc., state, during the twelve months ended December 31, 1923.

| KINDS OF FISH                  | NEW BRUNSWICK |           |          | QUEBEC       |         |          |
|--------------------------------|---------------|-----------|----------|--------------|---------|----------|
|                                | Caught Fresh  |           | Marketed | Caught Fresh |         | Marketed |
|                                | Quantity      | Value     | Quantity | Quantity     | Value   | Quantity |
|                                |               | \$        |          |              | \$      |          |
| Alewives.....Cwts.             | 42,215        | 35,652    |          |              |         |          |
| "  used fresh....."            |               |           | 11,754   |              |         |          |
| "  smoked....."                |               |           | 838      |              |         |          |
| "  salted.....Bbls.            |               |           | 9,595    |              |         |          |
| Salmon.....Cwts.               | 20,292        | 210,275   |          | 13,032       | 99,359  |          |
| "  used fresh....."            |               |           | 20,284   |              |         |          |
| "  canned.....Cases            |               |           | 10       |              |         | 9,298    |
| "  smoked.....Cwts.            |               |           |          |              |         | 1,266    |
| "  dry-salted....."            |               |           |          |              |         |          |
| "  mild cured....."            |               |           |          |              |         |          |
| "  pickled....."               |               |           |          |              |         |          |
| Shad....."                     | 2,473         | 21,532    |          | 6            | 28      | 1,777    |
| "  used fresh....."            |               |           |          |              |         |          |
| "  salted.....Bbls.            |               |           | 2,356    |              |         | 6        |
| Smelts.....Cwts.               | 41,928        | 453,501   | 41,928   | 739          | 6,819   | 739      |
| Albacore....."                 |               |           |          |              |         |          |
| "  used fresh....."            |               |           |          |              |         |          |
| "  canned.....Cases            |               |           |          |              |         |          |
| Caplin, used as bait.....Bbls. |               |           |          | 6,970        | 7,835   | 6,970    |
| Octopus.....Cwts.              |               |           |          |              |         |          |
| Oulachons....."                |               |           |          |              |         |          |
| Squid, used as bait.....Bbls.  |               |           |          | 1,711        | 2,297   | 1,711    |
| Swordfish.....Cwts.            |               |           |          |              |         |          |
| Tom Cod....."                  | 14,139        | 14,810    | 14,139   |              |         |          |
| Clams and Quahaugs.....Bbls.   | 21,911        | 35,514    |          | 1,975        | 11,135  |          |
| "  used fresh....."            |               |           |          |              |         |          |
| "  canned.....Cases            |               |           | 5,704    |              |         | 1,964    |
| Scallops.....Bbls.             | 1,855         | 13,094    | 15,386   |              |         | 11       |
| "  shelled.....Gals.           |               |           | 3,710    | 409          | 2,020   | 568      |
| "  canned.....Cases            |               |           |          |              |         | 50       |
| Crabs.....Cwts.                |               |           |          |              |         |          |
| Lobsters....."                 | 70,647        | 901,859   |          | 29,214       | 246,216 |          |
| "  shipped in shell....."      |               |           |          |              |         |          |
| "  canned.....Cases            |               |           | 22,996   |              |         | 738      |
| "  tomalley....."              |               |           | 23,821   |              |         | 14,252   |
| Oysters.....Bbls.              | 14,584        | 67,193    | 14,584   |              |         | 100      |
| Shrimps.....Cwts.              |               |           |          |              |         |          |
| Winkles....."                  | 280           | 960       | 280      |              |         |          |
| Cockles....."                  |               |           |          |              |         |          |
| Mussels....."                  |               |           |          |              |         |          |
| Catfish....."                  |               |           |          |              |         |          |
| Total value.....               |               | 2,737,779 |          |              | 986,946 |          |

RETURN showing, by Provinces, the Quantities and Values of all Sea Fish caught and landed in a GREEN STATE, and the estimated proportion of the catch MARKETED, or intended to be marketed, in a fresh, pickled, canned, etc., state, during the twelve months ended December 31, 1923.

| KINDS OF FISH              | BRITISH COLUMBIA |           |           |
|----------------------------|------------------|-----------|-----------|
|                            | Caught Fresh     |           | Marketed  |
|                            | Quantity         | Value     | Quantity  |
|                            |                  | \$        |           |
| Cod.....                   | Cwts.            | 27,922    | 191,759   |
| “ used fresh.....          | “                |           |           |
| “ canned.....              | Cases            |           | 27,922    |
| “ green-salted.....        | Cwts.            |           |           |
| “ smoked.....              | “                |           |           |
| “ smoked fillets.....      | “                |           |           |
| “ boneless.....            | “                |           |           |
| “ dried.....               | “                |           |           |
| Black Cod.....             | “                | 9,415     | 58,913    |
| “ used fresh.....          | “                |           | 8,260     |
| “ green-salted.....        | “                |           |           |
| “ smoked.....              | “                |           | 578       |
| “ dried.....               | “                |           |           |
| Red and Rock Cod, etc..... | “                | 4,788     | 24,982    |
| “ used fresh.....          | “                |           | 4,788     |
| “ green-salted.....        | “                |           |           |
| “ smoked.....              | “                |           |           |
| Haddock.....               | “                |           |           |
| “ used fresh.....          | “                |           |           |
| “ canned.....              | Cases            |           |           |
| “ smoked.....              | Cwts.            |           |           |
| “ green-salted.....        | “                |           |           |
| “ smoked fillets.....      | “                |           |           |
| “ dried.....               | “                |           |           |
| Hake and Cusk.....         | “                | 41        | 82        |
| “ used fresh.....          | “                |           | 41        |
| “ canned.....              | “                |           |           |
| “ green-salted.....        | “                |           |           |
| “ smoked.....              | “                |           |           |
| “ smoked fillets.....      | “                |           |           |
| “ dried.....               | “                |           |           |
| Pollock.....               | “                |           |           |
| “ used fresh.....          | “                |           |           |
| “ green-salted.....        | “                |           |           |
| “ smoked fillets.....      | “                |           |           |
| “ dried.....               | “                |           |           |
| Whiting.....               | “                | 96        | 399       |
| Halibut.....               | “                | 307,509   | 3,942,650 |
| “ used fresh.....          | “                |           | 307,505   |
| “ canned.....              | Cases            |           |           |
| “ smoked.....              | Cwts.            |           | 2         |
| Flounders, Brill, etc..... | “                | 610       | 2,519     |
| Skate.....                 | “                | 911       | 3,533     |
| Soles.....                 | “                | 3,194     | 23,204    |
| Herring.....               | “                | 1,007,883 | 1,146,680 |
| “ used fresh.....          | “                |           | 15,689    |
| “ canned.....              | Cases            |           | 4,221     |
| “ smoked.....              | Cwts.            |           | 5,701     |
| “ dry-salted.....          | “                |           | 742,774   |
| “ pickled.....             | Bbls.            |           | 1,625     |
| “ used as bait.....        | “                |           | 22,246    |
| “ fertilizer.....          | “                |           |           |
| Mackerel.....              | Cwts.            |           |           |
| “ used fresh.....          | “                |           |           |
| “ canned.....              | Cases            |           |           |
| “ salted.....              | Bbls.            |           |           |
| Sardines.....              | “                |           |           |
| “ canned.....              | Cases            |           |           |
| “ sold fresh.....          | Bbls.            |           |           |
| Pilchards.....             | Cwts.            | 14,425    | 27,141    |
| “ used fresh.....          | “                |           | 3,300     |
| “ canned.....              | Cases            |           | 11,270    |
| “ smoked.....              | Cwts.            |           |           |
| “ used as bait.....        | Bbls.            |           | 1,619     |
| “ salted.....              | “                |           |           |

RETURN showing, by Provinces, the Quantities and Values of all Sea Fish caught and landed in a GREEN STATE, and the estimated proportion of the catch MARKETED, or intended to be marketed, in a fresh, pickled, canned, etc., state, during the twelve months ended December 31, 1923.

| KINDS OF FISH             | BRITISH COLUMBIA |           |            |
|---------------------------|------------------|-----------|------------|
|                           | Caught Fresh     |           | Marketed   |
|                           | Quantity         | Value     | Quantity   |
|                           |                  | \$        |            |
| Alewives.....             | Cwts.            |           |            |
| " used fresh.....         | "                |           |            |
| " smoked.....             | "                |           |            |
| " salted.....             | "                |           |            |
| Salmon.....               | Bbls.            |           |            |
| " used fresh.....         | Cwts.            | 1,515,283 | 5,770,337  |
| " canned.....             | Cases            |           | 264,282    |
| " smoked.....             | Cwts.            |           | 1,303,278  |
| " dry-salted.....         | "                |           | 19         |
| " mild cured.....         | "                |           | 107,380    |
| " pickled.....            | "                |           | 14,677     |
| Shad.....                 | "                |           | 300        |
| " used fresh.....         | "                | 14        | 122        |
| " salted.....             | "                |           | 14         |
| Smelts.....               | Bbls.            |           |            |
| Albacore.....             | Cwts.            | 1,007     | 12,252     |
| " used fresh.....         | "                |           |            |
| " canned.....             | Cases            |           |            |
| Caplin, used as bait..... | Bbls.            |           |            |
| Octopus.....              | Cwts.            | 681       | 5,181      |
| Oulaehons.....            | "                | 438       | 2,406      |
| Squid, used as bait.....  | Bbls.            |           |            |
| Swordfish.....            | Cwts.            |           |            |
| Tom Cod.....              | "                |           |            |
| Clams and Quahaugs.....   | Bbls.            | 62        | 174        |
| " used fresh.....         | "                | 9,181     | 26,980     |
| " canned.....             | Cases            |           | 5,849      |
| Scallops.....             | Bbls.            |           | 3,332      |
| " shelled.....            | Gals.            |           |            |
| " canned.....             | Cases            |           |            |
| Crabs.....                | Cwts.            | 6,411     | 34,375     |
| " canned.....             | Cases            |           | 6,297      |
| Lobsters.....             | Cwts.            |           | 57         |
| " shipped in shell.....   | "                |           |            |
| " canned.....             | Cases            |           |            |
| " tomalley.....           | "                |           |            |
| Oysters.....              | Bbls.            | 1,651     | 30,027     |
| Shrimps.....              | Cwts.            | 1,414     | 17,152     |
| Winkles.....              | "                |           | 1,414      |
| Cockles.....              | "                |           |            |
| Mussels.....              | "                |           |            |
| Catfish.....              | "                | 24        | 48         |
| " 24.....                 | "                |           |            |
| " 48.....                 | "                |           |            |
| Total value.....          |                  |           | 11,320,916 |

SUMMARY of the Quantities and Values of all Sea Fish caught and landed in a Fresh or Green State; and an estimate of the Quantities Marketed, or intended to be marketed, fresh, dried, pickled, canned, etc., in the WHOLE OF CANADA, for the TWELVE MONTHS ended DECEMBER 31, 1923.

TOTALS  
for the TWELVE MONTHS  
ended DECEMBER 31, 1922.

| KINDS OF FISH              | Caught Fresh |           | Marketed  | Caught Fresh |           | Marketed  |
|----------------------------|--------------|-----------|-----------|--------------|-----------|-----------|
|                            | Quantity     | Value     | Quantity  | Quantity     | Value     | Quantity  |
|                            |              | \$        |           |              | \$        |           |
| Cod.....                   | Cwts.        | 1,715,709 | 2,760,392 | 2,348,398    | 4,271,301 |           |
| “ used fresh.....          | “            |           |           |              |           |           |
| “ canned.....              | Cases        |           |           | 147,302      |           | 125,391   |
| “ green-salted.....        | Cwts.        |           |           | 1,838        |           | 3,076     |
| “ smoked.....              | “            |           |           | 133,952      |           | 159,814   |
| “ smoked fillets.....      | “            |           |           | 10,928       |           | 5,862     |
| “ boneless.....            | “            |           |           | 15,281       |           | 15,503    |
| “ dried.....               | “            |           |           | 6,363        |           | 25,905    |
| Black Cod.....             | “            | 9,415     | 58,913    | 403,596      |           | 588,028   |
| “ used fresh.....          | “            |           |           | 19,013       | 108,752   |           |
| “ green-salted.....        | “            |           |           |              |           | 6,709     |
| “ smoked.....              | “            |           |           | 8,260        |           | 68        |
| “ dried.....               | “            |           |           | 578          |           | 5,638     |
| Red and Rock Cod, etc..... | “            | 4,788     | 24,982    |              |           | 295       |
| “ used fresh.....          | “            |           |           | 3,683        | 18,294    |           |
| “ green-salted.....        | “            |           |           |              |           | 3,573     |
| “ smoked.....              | “            |           |           |              |           | 55        |
| Haddock.....               | “            | 304,424   | 494,894   |              |           |           |
| “ used fresh.....          | “            |           |           | 307,733      | 543,942   |           |
| “ canned.....              | Cases        |           |           |              |           | 116,479   |
| “ smoked.....              | Cwts.        |           |           | 149,783      |           | 6,069     |
| “ green-salted.....        | “            |           |           | 4,976        |           | 49,398    |
| “ smoked fillets.....      | “            |           |           | 42,817       |           | 15,140    |
| “ dried.....               | “            |           |           | 10,693       |           |           |
| Hake and Cusk.....         | “            | 88,968    | 64,187    | 3,834        |           | 16,798    |
| “ used fresh.....          | “            |           |           | 9,362        |           |           |
| “ canned.....              | “            |           |           |              | 262,660   | 192,618   |
| “ green-salted.....        | “            |           |           |              |           | 2,960     |
| “ smoked.....              | “            |           |           | 6,254        |           | 50,998    |
| “ smoked fillets.....      | “            |           |           | 152          |           |           |
| “ dried.....               | “            |           |           | 22,173       |           | 5,778     |
| Pollock.....               | “            | 70,121    | 62,221    | 5,702        |           | 45,276    |
| “ used fresh.....          | “            |           |           | 6,869        |           |           |
| “ green-salted.....        | “            |           |           |              | 154,693   | 127,215   |
| “ smoked fillets.....      | “            |           |           | 17,920       |           | 6,632     |
| “ dried.....               | “            |           |           | 13,612       |           | 34,335    |
| Whiting.....               | “            | 96        | 399       | 19           |           |           |
| Halibut.....               | “            | 326,651   | 4,190,416 | 8,302        |           | 26,064    |
| “ used fresh.....          | “            |           |           | 96           | 156       | 156       |
| “ canned.....              | Cases        |           |           | 326,581      | 323,902   | 3,122,153 |
| “ smoked.....              | Cwts.        |           |           | 30           |           | 323,436   |
| Flounders, Brill, etc..... | “            | 7,723     | 11,079    | 2            |           | 46        |
| Skate.....                 | “            | 1,632     | 4,308     |              |           |           |
| Soles.....                 | “            | 3,628     | 23,204    | 7,723        | 6,574     | 18,149    |
| Herring.....               | “            | 1,634,338 | 1,620,449 | 1,632        | 773       | 2,523     |
| “ used fresh.....          | “            |           |           | 3,628        | 9,485     | 44,053    |
| “ canned.....              | Cases        |           |           |              | 1,773,078 | 1,291,675 |
| “ smoked.....              | Cwts.        |           |           |              |           | 61,533    |
| “ dry-salted.....          | “            |           |           | 70,001       |           | 2,114     |
| “ pickled.....             | Bbbs.        |           |           | 5,005        |           | 70,036    |
| “ used as bait.....        | “            |           |           | 45,978       |           | 522,768   |
| “ fertilizer.....          | “            |           |           | 742,774      |           | 29,927    |
| Mackerel.....              | Cwts.        | 134,405   | 379,075   | 21,721       |           | 231,508   |
| “ used fresh.....          | “            |           |           | 165,133      |           | 64,870    |
| “ canned.....              | Cases        |           |           | 72,465       | 251,478   | 1,148,202 |
| “ salted.....              | Bbbs.        |           |           |              |           | 145,785   |
| Sardines.....              | “            | 134,736   | 393,881   | 68,911       |           | 584       |
| “ canned.....              | Cases        |           |           | 54           |           | 34,814    |
| “ sold fresh.....          | Bbbs.        |           |           | 21,817       | 244,703   | 297,464   |
| Pilchards.....             | Cwts.        | 14,425    | 27,141    | 135,296      |           | 121,800   |
| “ used fresh.....          | “            |           |           | 106,397      |           | 215,500   |
| “ canned.....              | Cases        |           |           |              | 20,342    | 15,255    |
| “ smoked.....              | Cwts.        |           |           | 3,300        |           |           |
| “ used as bait.....        | Bbbs.        |           |           | 11,270       |           | 19,180    |
| “ salted.....              | “            |           |           | 1,619        |           | 117       |
|                            |              |           |           |              |           | 3,125     |



SUMMARY of the Quantities and Values of all Sea Fish caught and landed in a Fresh or Green State; and an estimate of the Quantities Marketed, or intended to be marketed, fresh, dried, pickled, canned, etc., in the WHOLE OF CANADA, for the TWELVE MONTHS ended DECEMBER 31, 1923.

TOTALS  
for the TWELVE MONTHS  
ended DECEMBER 31, 1922.

| KINDS OF FISH                  | Caught Fresh |            | Marketed  | Caught Fresh |            | Marketed  |
|--------------------------------|--------------|------------|-----------|--------------|------------|-----------|
|                                | Quantity     | Value      | Quantity  | Quantity     | Value      | Quantity  |
|                                |              | \$         |           |              | \$         |           |
| Alewives.....Cwts.             | 50,651       | 45,138     |           | 54,263       | 62,231     |           |
| "  used fresh....."            |              |            | 14,739    |              |            | 15,491    |
| "  smoked....."                |              |            | 2,085     |              |            | 3,089     |
| "  salted.....Bbls.            |              |            | 10,580    |              |            | 10,977    |
| Salmon.....Cwts.               | 1,559,658    | 6,244,378  |           | 1,545,412    | 8,049,952  |           |
| "  used fresh....."            |              |            | 304,764   |              |            | 285,631   |
| "  canned.....Cases            |              |            | 1,304,553 |              |            | 1,290,584 |
| "  smoked.....Cwts.            |              |            | 107       |              |            | 1,325     |
| "  dry-salted....."            |              |            | 107,380   |              |            | 96,671    |
| "  mild cured....."            |              |            | 14,677    |              |            | 27,691    |
| "  pickled....."               |              |            | 2,077     |              |            | 5,085     |
| Shad....."                     | 3,418        | 31,565     |           | 1,469        | 15,586     |           |
| "  used fresh....."            |              |            | 3,007     |              |            | 1,217     |
| "  salted.....Bbls.            |              |            | 137       |              |            | 84        |
| Smelts.....Cwts.               | 60,827       | 642,972    | 60,827    | 82,480       | 618,575    | 82,480    |
| Albacore....."                 | 3,310        | 7,714      |           | 2,451        | 5,733      |           |
| "  used fresh....."            |              |            | 3,310     |              |            | 2,451     |
| "  canned.....Cases            |              |            |           |              |            |           |
| Caplin, used as bait.....Bbls. | 6,970        | 7,835      | 6,970     | 6,360        | 12,682     | 6,360     |
| Octopus.....Cwts.              | 664          | 5,181      | 664       | 394          | 2,876      | 394       |
| Oulachons....."                | 438          | 2,406      | 438       | 179          | 1,074      | 179       |
| Squid, used as bait.....Bbls.  | 8,804        | 24,656     | 8,804     | 6,671        | 11,685     | 6,671     |
| Swordfish.....Cwts.            | 13,672       | 86,671     | 13,672    | 11,164       | 81,110     | 11,164    |
| Tom Cod....."                  | 14,865       | 16,477     | 14,865    | 14,017       | 15,889     | 14,017    |
| Clams and Quahaugs.....Bbls.   | 37,928       | 82,030     |           | 40,435       | 71,185     |           |
| "  used fresh....."            |              |            | 16,728    |              |            | 17,350    |
| "  canned.....Cases            |              |            | 20,379    |              |            | 23,085    |
| Scallops.....Bbls.             | 14,198       | 83,688     |           | 10,781       | 50,147     |           |
| "  shelled.....Gals.           |              |            | 27,821    |              |            | 21,054    |
| "  canned.....Cases            |              |            | 176       |              |            | 173       |
| Crabs.....Cwts.                | 6,411        | 34,375     | 6,297     | 8,506        | 42,981     | 6,455     |
| "  Canned.....Cases            |              |            | 57        |              |            | 1,035     |
| Lobsters.....Cwts.             | 372,023      | 4,242,613  |           | 363,925      | 3,624,780  |           |
| "  shipped in shell....."      |              |            | 79,121    |              |            | 67,499    |
| "  canned.....Cases            |              |            | 146,436   |              |            | 148,644   |
| "  tomalley....."              |              |            | 1,454     |              |            | 1,494     |
| Oysters.....Bbls.              | 22,982       | 137,661    | 22,982    | 19,427       | 124,727    | 19,427    |
| Shrimps.....Cwts.              | 1,414        | 17,152     | 1,414     | 471          | 6,185      | 471       |
| Winkles....."                  | 1,696        | 2,841      | 1,696     | 4,222        | 7,313      | 4,222     |
| Cockles....."                  |              |            |           | 181          | 452        | 181       |
| Mussels....."                  | 106          | 111        | 106       | 161          | 115        | 161       |
| Catfish....."                  | 17           | 17         | 17        |              |            |           |
| Total value.....               |              | 21,831,022 |           |              | 24,007,556 |           |

## UNITED STATES

## ATLANTIC COAST

(From reports of the Bureau of Fisheries Department of Commerce.)

The quantities of the chief kinds of fish landed at Boston and Gloucester, Mass., and Portland, Me., by United States fishing vessels during the eleven months ended November 30, 1923, and those landed during the corresponding period in the preceding year, were as follows:—

| Kinds of Fish                              | 1923    | 1922    |
|--|---------|---------|
|  | Cwts.   | Cwts.   |
| Cod, fresh.....                            | 513,198 | 480,024 |
| “ salted.....                              | 78,804  | 49,812  |
| Cusk, fresh.....                           | 25,168  | 19,778  |
| “ salted.....                              | 874     | 1,901   |
| Haddock, fresh.....                        | 658,926 | 648,587 |
| “ salted.....                              | 433     | 1,313   |
| Hake, fresh.....                           | 64,644  | 48,631  |
| “ salted.....                              | 213     | 322     |
| Pollock, fresh.....                        | 40,885  | 43,227  |
| “ salted.....                              | 383     | 487     |
| Halibut, fresh.....                        | 48,343  | 55,645  |
| “ salted.....                              | 15      | 153     |
| Makeral, fresh.....                        | 105,387 | 42,660  |
| “ salted.....                              | 9,709   | 4,602   |
| Other fish, fresh (including Herring)..... | 64,223  | 93,184  |
| “ salted.....                              | 4,621   | 5,355   |

## PACIFIC COAST

The quantities of the chief kinds of fish landed at Seattle, Wash., by United States fishing vessels during the eleven months ended November 30, 1923, and those landed during the corresponding period in the preceding year, were as follows:—

| Kinds of Fish                              | 1923    | 1922    |
|--|---------|---------|
|  | Cwts.   | Cwts.   |
| Halibut, fresh.....                        | 73,631  | 97,424  |
| Black Cod, (Sablefish) fresh.....          | 20,894  | 9,526   |
| Ling Cod, fresh.....                       | 1,941   | 2,547   |
| TAKEN IN PUGET SOUND BY COLLECTING VESSELS |         |         |
| Herring.....                               | 2,180   | 2,128   |
| Salmon.....                                | 157,112 | 136,157 |
| Trout.....                                 | 1,854   | 1,227   |
| Crabs.....                                 | 4,769   | 3,845   |

## ENGLAND AND WALES

(From monthly reports of the Board of Agriculture and Fisheries.)

The total quantity of fish landed in England and Wales during the eleven months ended November 30, 1923 was 10,817,662 cwts., valued at \$66,520,775. while that landed during the corresponding period in the preceding year was 11,351,058 cwts., valued at \$65,949,620.

The value of shell fish is included but the weight is not.

The quantities of the chief kinds landed during the eleven months this year, and those landed during the corresponding period last year, were as follows:—

| Kinds of Fish                | 1923       | 1922       |
|------------------------------|------------|------------|
|                              | Cwts.      | Cwts.      |
| Cod.....                     | 1,927,514  | 2,196,073  |
| Haddock.....                 | 1,925,513  | 2,328,595  |
| Hake.....                    | 638,804    | 704,797    |
| Ling.....                    | 152,440    | 185,970    |
| Saith (Coalfish).....        | 277,075    | 315,471    |
| Halibut.....                 | 147,263    | 127,744    |
| Skate.....                   | 412,257    | 403,142    |
| Whiting.....                 | 280,532    | 283,512    |
| Soles, Brill and Turbot..... | 169,639    | 204,093    |
| Plaice.....                  | 638,137    | 711,331    |
| Herring.....                 | 2,885,924  | 2,500,166  |
| Mackerel.....                | 231,209    | 267,158    |
| Lobsters (number).....       | 765,447    | 695,361    |
| Oysters ( " ).....           | 15,297,672 | 20,916,330 |

## SCOTLAND

(From monthly reports of the Fishery Board.)

The total quantity of fish landed in Scotland during the eleven months ended November 30, 1923 was 5,152,125 cwts., valued at \$16,292,750 while that landed during the corresponding period in the preceding year was 5,297,579 cwts., valued at \$19,110,700.

The value of shell fish is included but the weight is not.

The quantities of the chief kinds landed during the eleven months this year, and those landed during the corresponding period last year, were as follows:—

| Kinds of Fish          | 1923      | 1922      |
|------------------------|-----------|-----------|
|                        | Cwts.     | Cwts.     |
| Cod.....               | 485,198   | 727,082   |
| Haddock.....           | 671,420   | 826,344   |
| Hake.....              | 25,691    | 38,483    |
| Saith (Coalfish).....  | 92,640    | 183,156   |
| Ling.....              | 111,092   | 214,707   |
| Halibut.....           | 62,520    | 95,513    |
| Plaice.....            | 48,390    | 65,513    |
| Skate.....             | 140,704   | 182,749   |
| Herring.....           | 3,170,209 | 2,584,420 |
| Mackerel.....          | 25,828    | 42,098    |
| Lobsters (number)..... | 864,401   | 917,417   |
| Oysters ( " ).....     | 77,010    | 121,060   |

## IRELAND

(From monthly reports of the Ministry of Fisheries.)

The total quantity of fish landed in Ireland during the eleven months ended November 30, 1923, was 221,478 cwts., valued at \$1,116,520; while that landed during the corresponding period in the preceding year was 276,090 cwts., valued at \$1,206,375.

The value of shell fish is included but the weight is not.

The quantities of the chief kinds landed during the eleven months this year and those landed during the corresponding period last year, were as follows:—


| Kinds of Fish                | 1923    | 1922    |
|------------------------------|---------|---------|
|                              | Cwts.   | Cwts.   |
| Cod.....                     | 16,393  | 23,360  |
| Haddock.....                 | 2,038   | 5,520   |
| Hake.....                    | 4,713   | 2,640   |
| Ling.....                    | 1,379   | 986     |
| Soles, Brill and Turbot..... | 2,020   | 1,766   |
| Plaice.....                  | 9,575   | 11,252  |
| Skate.....                   | 6,001   | 5,055   |
| Herring.....                 | 105,836 | 87,074  |
| Mackerel.....                | 38,123  | 98,814  |
| Lobsters (number).....       | 483,288 | 409,060 |
| Oysters ( " ).....           | 56,860  | 333,812 |

## NEWFOUNDLAND

(From monthly reports of Newfoundland Customs Department.)

Statement of Dry Codfish exported from the Colony of Newfoundland for the eleven months ended November 30, 1923, and the corresponding period in the preceding year:—

| Country of Destination     | 1923    | 1922    |
|----------------------------|---------|---------|
|                            | Cwts.   | Cwts.   |
| United Kingdom.....        | 43,447  | 46,571  |
| Canada.....                | 22,903  | 57,147  |
| B. W. Indies.....          | 117,451 | 116,971 |
| Brazil.....                | 121,426 | 105,115 |
| Colombia.....              |         | 81      |
| Costa Rica.....            | 62      | 17      |
| Foreign West Indies.....   | 66,852  | 43,685  |
| Greece.....                | 26,180  | 18,890  |
| Italy.....                 | 119,077 | 115,738 |
| Portugal.....              | 294,177 | 301,493 |
| Spain.....                 | 264,722 | 238,210 |
| United States.....         | 26,698  | 26,922  |
| Madeira.....               | 4,152   | 814     |
| Panama.....                | 69      |         |
| Malta.....                 | 407     | 1,305   |
| Gibraltar for orders.....  | 17,103  | 33,333  |
| Pickled fish exported..... | 34,591  | 29,550  |



5-223  
A220  
Jan. - Mar. 1924

MARINE AND FISHERIES DEPARTMENT  
FISHERIES BRANCH  
CANADA

QUARTERLY BULLETIN

OF

SEA FISHERY STATISTICS

PERIOD: JANUARY-MARCH, 1924

ISSUED BY THE AUTHORITY OF THE MINISTER  
HON. P. J. A. CARDIN

FISHERIES' LIBRARY

OTTAWA  
F. A. ACLAND  
PRINTER TO THE KING'S MOST EXCELLENT MAJESTY  
1924

**NOTE.**

The values herein shown are based on the prices of the various kinds when first brought to land by the fishermen. The figures contained in the Quarterly Bulletins are subject to revision and change before publication in the Annual Statistical Report.

**J. J. COWIE,**  
*Chief Statistical Officer.*

OTTAWA, April, 1924.



RETURN showing, by Provinces, the Quantities and Values of all Sea Fish caught and landed in a GREEN STATE, and the estimated proportion of the catch MARKETED, or intended to be marketed, in a fresh, pickled, canned, etc., state, during the three months ended March 31, 1924.

| KINDS OF FISH              | NOVA SCOTIA  |         |          | P. E. ISLAND |       |          |
|----------------------------|--------------|---------|----------|--------------|-------|----------|
|                            | Caught Fresh |         | Marketed | Caught Fresh |       | Marketed |
|                            | Quantity     | Value   | Quantity | Quantity     | Value | Quantity |
|                            |              | \$      |          |              | \$    |          |
| Cod.....Cwts.              | 49,338       | 114,441 |          |              |       |          |
| " used fresh.....          |              |         | 30,923   |              |       |          |
| " canned.....Cases         |              |         | 673      |              |       |          |
| " green-salted.....Cwts.   |              |         | 1,731    |              |       |          |
| " smoked.....              |              |         | 377      |              |       |          |
| " smoked fillets.....      |              |         | 3,867    |              |       |          |
| " boneless.....            |              |         | 182      |              |       |          |
| " dried.....               |              |         | 461      |              |       |          |
| Black Cod.....             |              |         |          |              |       |          |
| " used fresh.....          |              |         |          |              |       |          |
| " green-salted.....        |              |         |          |              |       |          |
| " smoked.....              |              |         |          |              |       |          |
| " dried.....               |              |         |          |              |       |          |
| Red and Rock Cod, etc..... |              |         |          |              |       |          |
| " used fresh.....          |              |         |          |              |       |          |
| " green-salted.....        |              |         |          |              |       |          |
| " smoked.....              |              |         |          |              |       |          |
| Haddock.....               | 58,327       | 137,510 |          |              |       |          |
| " used fresh.....          |              |         | 33,281   |              |       |          |
| " canned.....Cases         |              |         | 458      |              |       |          |
| " smoked.....Cwts.         |              |         | 7,777    |              |       |          |
| " green-salted.....        |              |         |          |              |       |          |
| " smoked fillets.....      |              |         | 563      |              |       |          |
| " dried.....               |              |         | 2,357    |              |       |          |
| Hake and Cusk.....         | 1,035        | 1,761   |          |              |       |          |
| " used fresh.....          |              |         | 645      |              |       |          |
| " green-salted.....        |              |         | 38       |              |       |          |
| " smoked.....              |              |         |          |              |       |          |
| " smoked fillets.....      |              |         | 100      |              |       |          |
| " dried.....               |              |         | 5        |              |       |          |
| Pollock.....               | 2,501        | 4,013   |          |              |       |          |
| " used fresh.....          |              |         | 2,245    |              |       |          |
| " green-salted.....        |              |         | 98       |              |       |          |
| " smoked fillets.....      |              |         | 18       |              |       |          |
| " dried.....               |              |         | 2        |              |       |          |
| Whiting.....               |              |         |          |              |       |          |
| Halibut.....               | 1,704        | 25,183  |          |              |       |          |
| " used fresh.....          |              |         | 1,704    |              |       |          |
| " canned.....Cases         |              |         |          |              |       |          |
| " smoked.....Cwts.         |              |         |          |              |       |          |
| Flounders, Brill, etc..... | 1,498        | 1,765   | 1,498    |              |       |          |
| Skate.....                 | 33           | 33      | 33       |              |       |          |
| Soles.....                 |              |         |          |              |       |          |
| Herring.....               | 62           | 111     |          |              |       |          |
| " used fresh.....          |              |         |          |              |       |          |
| " canned.....Cases         |              |         |          |              |       |          |
| " smoked.....Cwts.         |              |         |          |              |       |          |
| " dry-salted.....          |              |         |          |              |       |          |
| " pickled.....Bbbs.        |              |         |          |              |       |          |
| " used as bait.....        |              |         | 31       |              |       |          |
| " fertilizer.....          |              |         |          |              |       |          |
| Mackerel.....Cwts.         |              |         |          |              |       |          |
| " used fresh.....          |              |         |          |              |       |          |
| " canned.....Cases         |              |         |          |              |       |          |
| " salted.....Bbbs.         |              |         |          |              |       |          |
| Sardines.....              |              |         |          |              |       |          |
| " canned.....Cases         |              |         |          |              |       |          |
| " sold fresh.....Bbbs.     |              |         |          |              |       |          |
| Pilchards.....Cwts.        |              |         |          |              |       |          |
| " used fresh.....          |              |         |          |              |       |          |
| " canned.....Cases         |              |         |          |              |       |          |
| " smoked.....Cwts.         |              |         |          |              |       |          |
| " used as bait.....Bbbs.   |              |         |          |              |       |          |
| " salted.....              |              |         |          |              |       |          |



RETURN showing, by Provinces, the Quantities and Values of all Sea Fish caught and landed in a GREEN STATE, and the estimated proportion of the catch MARKETED, or intended to be marketed, in a fresh, pickled, canned, etc., state, during the three months ended March 31, 1924.

| KINDS OF FISH                  | NOVA SCOTIA  |         |          | P. E. ISLAND |        |          |
|--------------------------------|--------------|---------|----------|--------------|--------|----------|
|                                | Caught Fresh |         | Marketed | Caught Fresh |        | Marketed |
|                                | Quantity     | Value   | Quantity | Quantity     | Value  | Quantity |
| Alewives.....Cwts.             |              | \$      |          |              | \$     |          |
| “ used fresh.....“             |              |         |          |              |        |          |
| “ smoked.....“                 |              |         |          |              |        |          |
| “ salted.....Bbls.             |              |         |          |              |        |          |
| Salmon.....Cwts.               | 6            | 425     |          |              |        |          |
| “ used fresh.....“             |              |         | 6        |              |        |          |
| “ canned.....Cases             |              |         |          |              |        |          |
| “ smoked.....Cwts.             |              |         |          |              |        |          |
| “ dry-salted.....“             |              |         |          |              |        |          |
| “ mild cured.....“             |              |         |          |              |        |          |
| “ pickled.....“                |              |         |          |              |        |          |
| Shad.....“                     |              |         |          |              |        |          |
| “ used fresh.....“             |              |         |          |              |        |          |
| “ salted.....Bbls.             |              |         |          |              |        |          |
| Smelts.....Cwts.               | 4,526        | 49,533  | 4,526    | 9,454        | 50,401 | 9,454    |
| Albacore.....“                 |              |         |          |              |        |          |
| “ used fresh.....“             |              |         |          |              |        |          |
| “ canned.....Cases             |              |         |          |              |        |          |
| Caplin, used as bait.....Bbls. |              |         |          |              |        |          |
| Octopus.....Cwts.              |              |         |          |              |        |          |
| Oulachons.....“                |              |         |          |              |        |          |
| Squid, used as bait.....Bbls.  |              |         |          |              |        |          |
| Swordfish.....Cwts.            |              |         |          |              |        |          |
| Tom Cod.....“                  |              |         |          | 878          | 1,361  | 878      |
| Clams and Quahaugs.....Bbls.   | 916          | 1,812   |          |              |        |          |
| “ used fresh.....“             |              |         | 916      |              |        |          |
| “ canned.....Cases             |              |         |          |              |        |          |
| Scallops.....Bbls.             | 1,992        | 12,817  |          |              |        |          |
| “ shelled.....Gals.            |              |         | 3,984    |              |        |          |
| “ canned.....Cases             |              |         |          |              |        |          |
| Crabs.....Cwts.                |              |         |          |              |        |          |
| Lobsters.....“                 | 6,034        | 113,767 |          |              |        |          |
| “ shipped in shell.....“       |              |         | 3,560    |              |        |          |
| “ canned.....Cases             |              |         | 1,237    |              |        |          |
| “ tomalley.....“               |              |         |          |              |        |          |
| Oysters.....Bbls.              |              |         |          |              |        |          |
| Shrimps.....Cwts.              |              |         |          |              |        |          |
| Winkles.....“                  | 285          | 432     | 285      |              |        |          |
| Cockles.....“                  |              |         |          |              |        |          |
| Mussels.....“                  | 10           | 7       | 10       |              |        |          |
| Catfish.....“                  |              |         |          |              |        |          |
| Total value.....               |              | 463,610 |          |              | 51,762 |          |

RETURN showing, by Provinces, the Quantities and Values of all Sea Fish caught and landed in a GREEN STATE, and the estimated proportion of the catch MARKETED, or intended to be marketed, in a fresh, pickled, canned, etc., state, during the three months ended March 31, 1924.

| KINDS OF FISH               | NEW BRUNSWICK |        |          | QUEBEC       |       |          |
|-----------------------------|---------------|--------|----------|--------------|-------|----------|
|                             | Caught Fresh  |        | Marketed | Caught Fresh |       | Marketed |
|                             | Quantity      | Value  | Quantity | Quantity     | Value | Quantity |
|                             |               | \$     |          |              | \$    |          |
| Cod.....Cwts.               | 2,723         | 5,800  |          |              |       |          |
| " used fresh....."          |               |        | 2,723    |              |       |          |
| " canned.....Cases          |               |        |          |              |       |          |
| " green-salted.....Cwts.    |               |        |          |              |       |          |
| " smoked....."              |               |        |          |              |       |          |
| " smoked fillets....."      |               |        |          |              |       |          |
| " boneless....."            |               |        |          |              |       |          |
| " dried....."               |               |        |          |              |       |          |
| Black Cod....."             |               |        |          |              |       |          |
| " used fresh....."          |               |        |          |              |       |          |
| " green-salted....."        |               |        |          |              |       |          |
| " smoked....."              |               |        |          |              |       |          |
| " dried....."               |               |        |          |              |       |          |
| Red and Rock Cod, etc....." |               |        |          |              |       |          |
| " used fresh....."          |               |        |          |              |       |          |
| " green-salted....."        |               |        |          |              |       |          |
| " smoked....."              |               |        |          |              |       |          |
| Haddock....."               | 22            | 66     |          |              |       |          |
| " used fresh....."          |               |        | 22       |              |       |          |
| " canned.....Cases          |               |        |          |              |       |          |
| " smoked.....Cwts.          |               |        |          |              |       |          |
| " green-salted....."        |               |        |          |              |       |          |
| " smoked fillets....."      |               |        |          |              |       |          |
| " dried....."               |               |        |          |              |       |          |
| Hake and Cusk....."         | 5             | 12     |          |              |       |          |
| " used fresh....."          |               |        | 5        |              |       |          |
| " green-salted....."        |               |        |          |              |       |          |
| " smoked....."              |               |        |          |              |       |          |
| " smoked fillets....."      |               |        |          |              |       |          |
| " dried....."               |               |        |          |              |       |          |
| Pollock....."               |               |        |          |              |       |          |
| " used fresh....."          |               |        |          |              |       |          |
| " green-salted....."        |               |        |          |              |       |          |
| " smoked fillets....."      |               |        |          |              |       |          |
| " dried....."               |               |        |          |              |       |          |
| Whiting....."               |               |        |          |              |       |          |
| Halibut....."               |               |        |          |              |       |          |
| " used fresh....."          |               |        |          |              |       |          |
| " canned.....Cases          |               |        |          |              |       |          |
| " smoked.....Cwts.          |               |        |          |              |       |          |
| Flounders, Brill, etc....." |               |        |          |              |       |          |
| Skate....."                 |               |        |          |              |       |          |
| Soles....."                 |               |        |          |              |       |          |
| Herring....."               | 10,510        | 15,570 |          |              |       |          |
| " used fresh....."          |               |        | 4,180    |              |       |          |
| " canned.....Cases          |               |        |          |              |       |          |
| " smoked.....Cwts.          |               |        | 100      |              |       |          |
| " dry-salted....."          |               |        |          |              |       |          |
| " pickled.....Bbbs.         |               |        |          |              |       |          |
| " used as bait....."        |               |        | 3,065    |              |       |          |
| " fertilizer....."          |               |        |          |              |       |          |
| Mackerel.....Cwts.          |               |        |          |              |       |          |
| " used fresh....."          |               |        |          |              |       |          |
| " canned.....Cases          |               |        |          |              |       |          |
| " salted.....Bbbs.          |               |        |          |              |       |          |
| Sardines....."              | 740           | 740    |          |              |       |          |
| " canned.....Cases          |               |        | 1,000    |              |       |          |
| " sold fresh.....Bbbs.      |               |        | 540      |              |       |          |
| Pilchards.....Cwts.         |               |        |          |              |       |          |
| " used fresh....."          |               |        |          |              |       |          |
| " canned.....Cases          |               |        |          |              |       |          |
| " smoked.....Cwts.          |               |        |          |              |       |          |
| " used as bait.....Bbbs.    |               |        |          |              |       |          |
| " salted....."              |               |        |          |              |       |          |

RETURN showing, by Provinces, the Quantities and Values of all Sea Fish caught and landed in a GREEN STATE, and the estimated proportion of the catch MARKETED, or intended to be marketed, in a fresh, pickled, canned, etc., state, during the three months ended March 31, 1924.

| KINDS OF FISH                   | NEW BRUNSWICK |         |          | QUEBEC       |       |          |
|---------------------------------|---------------|---------|----------|--------------|-------|----------|
|                                 | Caught Fresh  |         | Marketed | Caught Fresh |       | Marketed |
|                                 | Quantity      | Value   | Quantity | Quantity     | Value | Quantity |
|                                 |               | \$      |          |              | \$    |          |
| Alewives..... Cwts.             |               |         |          |              |       |          |
| " used fresh..... "             |               |         |          |              |       |          |
| " smoked..... "                 |               |         |          |              |       |          |
| " salted..... Bbls.             |               |         |          |              |       |          |
| Salmon..... Cwts.               |               |         |          |              |       |          |
| " used fresh..... "             |               |         |          |              |       |          |
| " canned..... Cases             |               |         |          |              |       |          |
| " smoked..... Cwts.             |               |         |          |              |       |          |
| " dry-salted..... "             |               |         |          |              |       |          |
| " mild cured..... "             |               |         |          |              |       |          |
| " pickled..... "                |               |         |          |              |       |          |
| Shad..... "                     |               |         |          |              |       |          |
| " used fresh..... "             |               |         |          |              |       |          |
| " salted..... Bbls.             |               |         |          |              |       |          |
| Smelts..... Cwts.               | 45,124        | 448,442 | 45,124   | 469          | 3,752 | 469      |
| Albacore..... "                 |               |         |          |              |       |          |
| " used fresh..... "             |               |         |          |              |       |          |
| " canned..... Cases             |               |         |          |              |       |          |
| Caplin, used as bait..... Bbls. |               |         |          |              |       |          |
| Octopus..... Cwts.              |               |         |          |              |       |          |
| Oulachons..... "                |               |         |          |              |       |          |
| Squid, used as bait..... Bbls.  |               |         |          |              |       |          |
| Swordfish..... Cwts.            |               |         |          |              |       |          |
| Tom Cod..... "                  |               |         |          |              |       |          |
| Clams and Quahaugs..... Bbls.   | 6,761         | 10,785  | 6,761    |              |       |          |
| " used fresh..... "             | 14,011        | 21,663  |          |              |       |          |
| " canned..... Cases             |               |         | 10,250   |              |       |          |
| Scallops..... Bbls.             | 1,410         | 9,160   | 3,405    |              |       |          |
| " shelled..... Gals.            |               |         | 2,820    |              |       |          |
| " canned..... Cases             |               |         |          |              |       |          |
| Crabs..... Cwts.                |               |         |          |              |       |          |
| Lobsters..... "                 | 477           | 21,840  |          |              |       |          |
| " shipped in shell..... "       |               |         | 477      |              |       |          |
| " canned..... Cases             |               |         |          |              |       |          |
| " tomalley..... "               |               |         |          |              |       |          |
| Oysters..... Bbls.              | 656           | 4,910   | 656      |              |       |          |
| Shrimp..... Cwts.               |               |         |          |              |       |          |
| Winkles..... "                  | 73            | 219     | 73       |              |       |          |
| Cockles..... "                  |               |         |          |              |       |          |
| Mussels..... "                  |               |         |          |              |       |          |
| Catfish..... "                  |               |         |          |              |       |          |
| Total value.....                |               | 539,207 |          |              | 3,752 |          |

RETURN showing, by Provinces, the Quantities and Values of all Sea Fish caught and landed in a GREEN STATE, and the estimated proportion of the catch MARKETED, or intended to be marketed, in a fresh, pickled, canned, etc., state, during the three months ended March 31, 1924.

| KINDS OF FISH              | BRITISH COLUMBIA |         |          |
|----------------------------|------------------|---------|----------|
|                            | Caught Fresh     |         | Marketed |
|                            | Quantity         | Value   | Quantity |
|                            |                  | \$      |          |
| Cod.....                   | Cwts.            | 3,680   | 22,565   |
| “ used fresh.....          | “                |         |          |
| “ canned.....              | Cases            |         | 3,680    |
| “ green-salted.....        | Cwts.            |         |          |
| “ smoked.....              | “                |         |          |
| “ smoked fillets.....      | “                |         |          |
| “ boneless.....            | “                |         |          |
| “ dried.....               | “                |         |          |
| Black Cod.....             | “                | 536     | 4,822    |
| “ used fresh.....          | “                |         |          |
| “ green-salted.....        | “                |         | 363      |
| “ smoked.....              | “                |         | 86       |
| “ dried.....               | “                |         |          |
| Red and Rock Cod, etc..... | “                | 2,546   | 13,023   |
| “ used fresh.....          | “                |         |          |
| “ green-salted.....        | “                |         | 2,546    |
| “ smoked.....              | “                |         |          |
| Haddock.....               | “                |         |          |
| “ used fresh.....          | “                |         |          |
| “ canned.....              | Cases            |         |          |
| “ smoked.....              | Cwts.            |         |          |
| “ green-salted.....        | “                |         |          |
| “ smoked fillets.....      | “                |         |          |
| “ dried.....               | “                |         |          |
| Hake and Cusk.....         | “                |         |          |
| “ used fresh.....          | “                |         |          |
| “ canned.....              | “                |         |          |
| “ green-salted.....        | “                |         |          |
| “ smoked.....              | “                |         |          |
| “ smoked fillets.....      | “                |         |          |
| “ dried.....               | “                |         |          |
| Pollock.....               | “                |         |          |
| “ used fresh.....          | “                |         |          |
| “ green-salted.....        | “                |         |          |
| “ smoked fillets.....      | “                |         |          |
| “ dried.....               | “                |         |          |
| Whiting.....               | “                | 15      | 86       |
| Halibut.....               | “                | 57,775  | 768,796  |
| “ used fresh.....          | “                |         |          |
| “ canned.....              | Cases            |         | 57,775   |
| “ smoked.....              | Cwts.            |         |          |
| Flounders, Brill, etc..... | “                | 82      | 414      |
| Skate.....                 | “                | 127     | 480      |
| Soles.....                 | “                | 1,456   | 10,460   |
| Herring.....               | “                | 657,957 | 951,799  |
| “ used fresh.....          | “                |         |          |
| “ canned.....              | Cases            |         | 5,282    |
| “ smoked.....              | Cwts.            |         | 1,682    |
| “ dry-salted.....          | “                |         | 488,056  |
| “ pickled.....             | Bbbs.            |         |          |
| “ used as bait.....        | “                |         | 19,630   |
| “ fertilizer.....          | “                |         |          |
| Mackerel.....              | Cwts.            |         |          |
| “ used fresh.....          | “                |         |          |
| “ canned.....              | Cases            |         |          |
| “ salted.....              | Bbbs.            |         |          |
| Sardines.....              | “                |         |          |
| “ canned.....              | Cases            |         |          |
| “ sold fresh.....          | Bbbs.            |         |          |
| Pilchards.....             | Cwts.            | 4       | 76       |
| “ used fresh.....          | “                |         |          |
| “ canned.....              | Cases            |         |          |
| “ smoked.....              | Cwts.            |         |          |
| “ used as bait.....        | Bbbs.            |         |          |
| “ salted.....              | “                |         | 4        |

RETURN showing, by Provinces, the Quantities and Values of all Sea Fish caught and landed in a GREEN STATE, and the estimated proportion of the catch MARKETED, or intended to be marketed, in a fresh, pickled, canned, etc., state, during the three months ended March 31, 1924.

| KINDS OF FISH             | BRITISH COLUMBIA |           |          |
|---------------------------|------------------|-----------|----------|
|                           | Caught Fresh     |           | Marketed |
|                           | Quantity         | Value     | Quantity |
|                           |                  | \$        |          |
| Alewives.....             | Cwts.            |           |          |
| " used fresh.....         | "                |           |          |
| " smoked.....             | "                |           |          |
| " salted.....             | "                |           |          |
| Salmon.....               | Bbls.            |           |          |
| " used fresh.....         | Cwts.            | 5,748     | 84,208   |
| " canned.....             | "                |           | 5,748    |
| " smoked.....             | Cases            |           |          |
| " dry-salted.....         | "                |           |          |
| " mild cured.....         | "                |           |          |
| " pickled.....            | "                |           |          |
| Shad.....                 | "                |           |          |
| " used fresh.....         | "                |           |          |
| " salted.....             | "                |           |          |
| Smelts.....               | Bbls.            |           |          |
| Albacore.....             | Cwts.            | 33        | 514      |
| " used fresh.....         | "                |           | 33       |
| " canned.....             | "                |           |          |
| Caplin, used as bait..... | Cases            |           |          |
| Octopus.....              | Bbls.            |           |          |
| Oulachons.....            | Cwts.            | 49        | 532      |
| " used as bait.....       | "                | 225       | 460      |
| Squid.....                | Bbls.            |           | 225      |
| Swordfish.....            | "                |           |          |
| Tom Cod.....              | Cwts.            |           |          |
| Clams and Quahaugs.....   | "                |           |          |
| " used fresh.....         | Bbls.            | 4,537     | 10,674   |
| " canned.....             | "                |           | 404      |
| Scallops.....             | Cases            |           | 4,133    |
| " shelled.....            | Bbls.            |           |          |
| " canned.....             | Gals.            |           |          |
| Crabs.....                | Cases            |           |          |
| " canned.....             | Cwts.            | 759       | 4,641    |
| Lobsters.....             | Cases            |           |          |
| " shipped in shell.....   | Cwts.            |           |          |
| " canned.....             | "                |           |          |
| " tomalley.....           | Cases            |           |          |
| Oysters.....              | "                |           |          |
| Shrimps.....              | Bbls.            | 502       | 8,844    |
| Winkles.....              | Cwts.            | 206       | 3,309    |
| Cockles.....              | "                |           |          |
| Mussels.....              | "                |           |          |
| Catfish.....              | "                |           |          |
| Total value.....          |                  | 1,885,703 |          |

SUMMARY of the Quantities and Values of all Sea Fish caught and landed in a Fresh or Green State; and an estimate of the Quantities Marketed, or intended to be marketed, fresh, dried, pickled, canned, etc., in the WHOLE OF CANADA, for the THREE MONTHS ended MARCH 31, 1924.

TOTALS  
for the THREE MONTHS  
ended MARCH 31, 1923.

| KINDS OF FISH              | Caught Fresh |         | Marketed | Caught Fresh |         | Marketed |
|----------------------------|--------------|---------|----------|--------------|---------|----------|
|                            | Quantity     | Value   | Quantity | Quantity     | Value   | Quantity |
|                            |              | \$      |          |              | \$      |          |
| Cod.....                   | Cwts.        | 55,741  | 142,806  | 27,580       | 85,607  |          |
| “ used fresh.....          | “            |         |          |              |         | 36,178   |
| “ canned.....              | Cases        |         |          |              |         | 421      |
| “ green-salted.....        | Cwts.        |         |          |              |         | 1,731    |
| “ smoked.....              | “            |         |          |              |         | 377      |
| “ smoked fillets.....      | “            |         |          |              |         | 3,867    |
| “ boneless.....            | “            |         |          |              |         | 182      |
| “ dried.....               | “            |         |          |              |         | 461      |
| Black Cod.....             | “            | 536     | 4,822    | 1,551        | 8,618   |          |
| “ used fresh.....          | “            |         |          |              |         | 363      |
| “ green-salted.....        | “            |         |          |              |         |          |
| “ smoked.....              | “            |         |          |              |         | 86       |
| “ dried.....               | “            |         |          |              |         |          |
| Red and Rock Cod, etc..... | “            | 2,546   | 13,023   | 254          | 1,768   |          |
| “ used fresh.....          | “            |         |          |              |         | 2,546    |
| “ green-salted.....        | “            |         |          |              |         |          |
| “ smoked.....              | “            |         |          |              |         |          |
| Haddock.....               | “            | 58,347  | 137,576  | 57,098       | 124,001 |          |
| “ used fresh.....          | “            |         |          |              |         | 33,303   |
| “ canned.....              | Cases        |         |          |              |         | 458      |
| “ smoked.....              | Cwts.        |         |          |              |         | 7,777    |
| “ green-salted.....        | “            |         |          |              |         |          |
| “ smoked fillets.....      | “            |         |          |              |         | 563      |
| “ dried.....               | “            |         |          |              |         | 2,357    |
| Hake and Cusk.....         | “            | 1,040   | 1,773    | 332          | 427     |          |
| “ used fresh.....          | “            |         |          |              |         | 650      |
| “ green-salted.....        | “            |         |          |              |         | 38       |
| “ smoked.....              | “            |         |          |              |         |          |
| “ smoked fillets.....      | “            |         |          |              |         | 100      |
| “ dried.....               | “            |         |          |              |         | 5        |
| Pollock.....               | “            | 2,501   | 4,013    | 2,812        | 4,528   |          |
| “ used fresh.....          | “            |         |          |              |         | 2,245    |
| “ green-salted.....        | “            |         |          |              |         | 98       |
| “ smoked fillets.....      | “            |         |          |              |         | 18       |
| “ dried.....               | “            |         |          |              |         | 2        |
| Whiting.....               | “            | 15      | 86       | 15           | 18      |          |
| Halibut.....               | “            | 59,479  | 793,979  | 59,479       | 819,770 |          |
| “ used fresh.....          | “            |         |          |              |         | 59,479   |
| “ canned.....              | Cases        |         |          |              |         |          |
| “ smoked.....              | Cwts.        |         |          |              |         |          |
| Flounders, Brill, etc..... | “            | 1,580   | 2,179    | 1,580        | 1,102   | 400      |
| Skate.....                 | “            | 160     | 513      | 160          | 1,056   | 346      |
| Soles.....                 | “            | 1,456   | 10,460   | 1,456        | 7,761   | 1,109    |
| Herring.....               | “            | 668,529 | 967,480  | 322,069      | 262,230 |          |
| “ used fresh.....          | “            |         |          |              |         | 9,462    |
| “ canned.....              | Cases        |         |          |              |         |          |
| “ smoked.....              | Cwts.        |         |          |              |         | 1,782    |
| “ dry-salted.....          | “            |         |          |              |         | 488,056  |
| “ pickled.....             | Bbls.        |         |          |              |         |          |
| “ used as bait.....        | “            |         |          |              |         | 22,726   |
| “ fertilizer.....          | “            |         |          |              |         |          |
| Mackerel.....              | Cwts.        |         |          |              |         |          |
| “ used fresh.....          | “            |         |          |              |         |          |
| “ canned.....              | Cases        |         |          |              |         |          |
| “ salted.....              | Bbls.        |         |          |              |         |          |
| Sardines.....              | “            | 740     | 740      |              |         |          |
| “ canned.....              | Cases        |         |          |              |         | 1,000    |
| “ sold fresh.....          | Bbls.        |         |          |              |         | 540      |
| Pilchards.....             | Cwts.        | 4       | 76       | 4            |         |          |
| “ used fresh.....          | “            |         |          |              |         | 4        |
| “ canned.....              | Cases        |         |          |              |         |          |
| “ smoked.....              | Cwts.        |         |          |              |         |          |
| “ used as bait.....        | Bbls.        |         |          |              |         |          |
| “ salted.....              | “            |         |          |              |         |          |

SUMMARY of the Quantities and Values of all Sea Fish caught and landed in a Fresh or Green State; and an estimate of the Quantities Marketed, or intended to be marketed, fresh, dried, pickled, canned, etc., in the WHOLE OF CANADA, for the THREE MONTHS ended MARCH 31, 1924.

TOTALS  
for the THREE MONTHS  
ended MARCH 31, 1923.

| KINDS OF FISH             | Caught Fresh |           | Marketed | Caught Fresh |           | Marketed |
|---------------------------|--------------|-----------|----------|--------------|-----------|----------|
|                           | Quantity     | Value     | Quantity | Quantity     | Value     | Quantity |
| Alewives.....             |              | \$        |          |              | \$        |          |
| " used fresh.....         | Cwts.        |           |          |              |           |          |
| " smoked.....             | "            |           |          |              |           |          |
| " salted.....             | Bbbs.        |           |          |              |           |          |
| Salmon.....               | Cwts.        | 5,754     | 84,633   |              |           |          |
| " used fresh.....         | "            |           |          | 2,744        | 43,228    |          |
| " canned.....             | Cases        |           |          |              |           | 2,689    |
| " smoked.....             | Cwts.        |           |          |              |           | 64       |
| " dry-salted.....         | "            |           |          |              |           | 1        |
| " mild cured.....         | "            |           |          |              |           |          |
| " pickled.....            | "            |           |          |              |           |          |
| Shad.....                 |              |           |          |              |           |          |
| " used fresh.....         | "            |           |          |              |           |          |
| " salted.....             | Bbbs.        |           |          |              |           |          |
| Smelts.....               | Cwts.        | 59,606    | 552,642  |              |           |          |
| Albacore.....             | "            |           |          | 30,950       | 362,676   | 30,950   |
| " used fresh.....         | "            |           |          |              |           |          |
| " canned.....             | Cases        |           |          |              |           |          |
| Caplin, used as bait..... | Bbbs.        |           |          |              |           |          |
| Octopus.....              | Cwts.        | 49        | 532      |              |           |          |
| Oulachons.....            | "            | 225       | 460      | 49           | 97        | 852      |
| Squid, used as bait.....  | Bbbs.        |           |          | 225          | 34        | 97       |
| Swordfish.....            | Cwts.        |           |          |              |           | 34       |
| Tom Cod.....              |              | 7,639     | 12,146   |              |           |          |
| Clams and Quahaugs.....   | Bbbs.        | 19,464    | 34,149   | 7,639        | 8,128     | 11,528   |
| " used fresh.....         | "            |           |          |              |           | 8,128    |
| " canned.....             | Cases        |           |          | 11,570       | 6,885     | 17,057   |
| Scallops.....             | Bbbs.        | 3,402     | 21,977   | 7,538        |           | 4,948    |
| " shelled.....            | Gals.        |           |          |              | 2,317     | 1,937    |
| " canned.....             | Cases        |           |          | 6,804        |           | 16,803   |
| Crabs.....                | Cwts.        | 759       | 4,641    | 759          |           | 4,562    |
| " Canned.....             | Cases        |           |          |              | 977       | 25       |
| Lobsters.....             | Cwts.        | 6,511     | 135,607  |              |           | 977      |
| " shipped in shell.....   | "            |           |          |              | 1,534     |          |
| " canned.....             | Cases        |           |          | 4,037        |           | 87,435   |
| " tomalley.....           | "            |           |          | 1,237        |           | 1,484    |
| Oysters.....              | Bbbs.        | 1,158     | 13,754   |              |           | 25       |
| Shrimps.....              | Cwts.        | 206       | 3,309    | 1,158        | 1,493     | 13,025   |
| Winkles.....              | "            | 358       | 651      | 206          | 151       | 2,084    |
| Cockles.....              | "            |           |          | 358          | 445       | 596      |
| Mussels.....              | "            |           |          |              |           |          |
| Catfish.....              | "            | 10        | 7        | 10           | 10        | 7        |
| Total value.....          |              | 2,944,034 |          |              | 1,879,875 |          |

## ENGLAND AND WALES

(From monthly reports of the Board of Agriculture and Fisheries.)

The quantity of fish landed in England and Wales during the two months ended February 29, 1924, was 1,319,831 cwts., valued at \$11,085,560, while that landed during the corresponding period in the preceding year was 1,251,374 cwts., valued at \$11,730,830.

The value of shellfish is included, but the weight is not.

The quantities of the chief kinds landed during the two months this year, and those landed during the corresponding period last year, were as follows:—

| Kinds of Fish                | 1924      | 1923      |
|------------------------------|-----------|-----------|
|                              | Cwts.     | Cwts.     |
| Cod.....                     | 343,574   | 273,633   |
| Haddock.....                 | 232,429   | 273,443   |
| Hake.....                    | 76,982    | 56,291    |
| Ling.....                    | 12,991    | 15,638    |
| Saithe (Coal Fish).....      | 49,256    | 35,896    |
| Halibut.....                 | 12,238    | 7,352     |
| Skate.....                   | 79,598    | 75,499    |
| Whiting.....                 | 77,959    | 70,950    |
| Soles, Brill and Turbot..... | 29,566    | 34,664    |
| Plaice.....                  | 101,350   | 113,862   |
| Herring.....                 | 64,701    | 54,504    |
| Mackerel.....                | 40,338    | 49,397    |
| Lobsters (Number).....       | 21,300    | 17,800    |
| Oysters.....                 | 3,937,800 | 3,531,700 |

## SCOTLAND

(From monthly reports of the Fishery Board.)

The total quantity of fish landed in Scotland during the two months ended February 29, 1924, was 1,186,775 cwts., valued at \$4,009,365, while that landed during the corresponding period in the preceding year was 647,190 cwts., valued at \$2,976,075.

The value of shellfish is included, but the weight is not.

The quantities of the chief kinds landed during the two months this year, and those landed during the corresponding period last year, were as follows:—

| Kinds of Fish           | 1924    | 1923    |
|-------------------------|---------|---------|
|                         | Cwts.   | Cwts.   |
| Cod.....                | 89,437  | 98,506  |
| Haddock.....            | 127,286 | 100,455 |
| Hake.....               | 1,133   | 933     |
| Saithe (Coal Fish)..... | 17,240  | 24,364  |
| Ling.....               | 9,535   | 10,458  |
| Halibut.....            | 2,587   | 1,809   |
| Plaice.....             | 7,134   | 5,432   |
| Skate.....              | 18,728  | 20,351  |
| Herring.....            | 778,323 | 343,272 |
| Mackerel.....           | 262     | 1,344   |
| Lobsters (Number).....  | 112,775 | 86,534  |
| Oysters.....            | 19,555  | 13,336  |



## IRELAND

(From monthly reports of the Ministry of Fisheries.)

The total quantity of fish landed in Ireland during the two months ended February 29, 1924, was 25,684 cwts., valued at \$155,415; while that landed during the corresponding period in the preceding year was 21,758 cwts., valued at \$139,415.

The value of shellfish is included, but the weight is not.

The quantities of the chief kinds landed during the two months this year, and those landed during the corresponding period last year, were as follows:—

| Kinds of Fish                | 1924   | 1923   |
|------------------------------|--------|--------|
|                              | Cwts.  | Cwts.  |
| Cod.....                     | 4,222  | 3,693  |
| Haddock.....                 | 855    | 858    |
| Hake.....                    | 350    | 181    |
| Ling.....                    | 190    | 61     |
| Soles, Brill and Turbot..... | 250    | 102    |
| Plaice.....                  | 1,305  | 1,166  |
| Skate.....                   | 1,110  | 487    |
| Herring.....                 | 9,311  | 8,072  |
| Mackerel.....                | 1,091  | 286    |
| Lobsters (Number).....       | 7,862  | 7,360  |
| Oysters ".....               | 14,810 | 40,100 |

## UNITED STATES

## ATLANTIC COAST

The quantities of the chief kinds of fish landed at Boston and Gloucester, Mass., and Portland, Maine, by United States fishing vessels during the two months ended February 29, 1924, and those landed during the corresponding period in the preceding year were as follows:—


| Kinds of Fish                              | 1924    | 1923    |
|--|---------|---------|
|  | Cwts.   | Cwts.   |
| Cod, fresh.....                            | 89,303  | 62,757  |
| " salted.....                              | 76      | 168     |
| Cusk, fresh.....                           | 4,073   | 4,632   |
| " salted.....                              |         |         |
| Haddock, fresh.....                        | 146,292 | 110,869 |
| " salted.....                              |         |         |
| Hake, fresh.....                           | 10,804  | 4,844   |
| " salted.....                              |         |         |
| Pollock, fresh.....                        | 5,139   | 4,986   |
| " salted.....                              |         |         |
| Halibut, fresh.....                        | 933     | 1,268   |
| " salted.....                              |         |         |
| Other fish, fresh (including Herring)..... | 7,722   | 6,321   |
| " salted.....                              | 7,771   |         |

## UNITED STATES—concluded.

## PACIFIC COAST

The quantities of the chief kinds of fish landed at Seattle, Washington, by United States fishing vessels during the two months ended February 29, 1924, and those landed during the corresponding period in the preceding year, were as follows:—

| Kinds of Fish                              | 1924  | 1923  |
|--|-------|-------|
|  | Cwts. | Cwts. |
| Halibut, fresh.....                        | 1,832 | 3,451 |
| Black Cod (Sable fish), fresh.....         | 421   | 662   |
| Ling Cod, fresh.....                       | 110   | 100   |
| TAKEN IN PUGET SOUND BY COLLECTING VESSELS |       |       |
| Herring.....                               | 616   | 580   |
| Salmon.....                                |       |       |
| Trout.....                                 | 1,452 | 1,666 |
| Crabs.....                                 |       |       |



~~1220~~  
Jan. June, 1924

MARINE AND FISHERIES DEPARTMENT  
FISHERIES BRANCH  
CANADA

QUARTERLY BULLETIN

OF

SEA FISHERY STATISTICS

PERIOD: JANUARY-JUNE, 1924

ISSUED BY THE AUTHORITY OF THE MINISTER  
HON. P. J. A. CARDIN

FISHERIES' LIBRARY

OTTAWA

F. A. ACLAND

PRINTER TO THE KING'S MOST EXCELLENT MAJESTY

1924

**NOTE.**

The values herein shown are based on the prices of the various kinds when first brought to land by the fishermen. The figures contained in the Quarterly Bulletins are subject to revision and change before publication in the Annual Statistical Report.

**J. J. COWIE.**

*Chief Statistical Officer.*

OTTAWA, August, 1924.

RETURN showing, by Provinces, the Quantities and Values of all Sea Fish caught and landed in a GREEN STATE, and the estimated proportion of the catch MARKETED, or intended to be marketed, in a fresh, pickled, canned, etc., state, during the six months ended June 30, 1924.

| KINDS OF FISH          | NOVA SCOTIA  |         |           | P. E. ISLAND |        |          |
|------------------------|--------------|---------|-----------|--------------|--------|----------|
|                        | Caught Fresh |         | Marketed  | Caught Fresh |        | Marketed |
|                        | Quantity     | Value   | Quantity  | Quantity     | Value  | Quantity |
|                        |              | \$      |           |              | \$     |          |
| Cod.....               | Cwts.        | 429,292 | 1,016,458 |              |        |          |
| " used fresh.....      | "            |         |           | 5,211        | 9,887  |          |
| " canned.....          | Cases        |         |           |              |        | 3,563    |
| " green-salted.....    | Cwts.        |         |           |              |        |          |
| " smoked.....          | "            |         |           |              |        | 824      |
| " smoked fillets.....  | "            |         |           |              |        |          |
| " boneless.....        | "            |         |           |              |        |          |
| " dried.....           | "            |         |           |              |        |          |
| Black Cod.....         | "            |         |           |              |        |          |
| " used fresh.....      | "            |         |           |              |        |          |
| " green-salted.....    | "            |         |           |              |        |          |
| " smoked.....          | "            |         |           |              |        |          |
| " dried.....           | "            |         |           |              |        |          |
| Red and Rock Cod, etc. | "            |         |           |              |        |          |
| " used fresh.....      | "            |         |           |              |        |          |
| " green-salted.....    | "            |         |           |              |        |          |
| " smoked.....          | "            |         |           |              |        |          |
| Haddock.....           | "            | 166,826 | 293,244   |              |        |          |
| " used fresh.....      | "            |         |           |              |        |          |
| " canned.....          | Cases        |         |           |              |        | 78,642   |
| " smoked.....          | Cwts.        |         |           |              |        | 3,351    |
| " green-salted.....    | "            |         |           |              |        | 20,380   |
| " smoked fillets.....  | "            |         |           |              |        | 6,424    |
| " dried.....           | "            |         |           |              |        | 3,498    |
| Hake and Cusk.....     | "            | 15,468  | 18,019    |              |        |          |
| " used fresh.....      | "            |         |           | 1,200        | 1,800  |          |
| " green-salted.....    | "            |         |           |              |        |          |
| " smoked.....          | "            |         |           |              |        | 600      |
| " smoked fillets.....  | "            |         |           |              |        |          |
| " dried.....           | "            |         |           |              |        |          |
| Pollock.....           | "            | 14,969  | 18,612    |              |        |          |
| " used fresh.....      | "            |         |           |              |        |          |
| " green-salted.....    | "            |         |           |              |        | 4,390    |
| " smoked fillets.....  | "            |         |           |              |        | 2,535    |
| " dried.....           | "            |         |           |              |        | 18       |
| Whiting.....           | "            |         |           |              |        | 1,818    |
| Halibut.....           | "            | 14,123  | 180,327   |              |        |          |
| " used fresh.....      | "            |         |           |              |        |          |
| " canned.....          | Cases        |         |           |              |        | 14,123   |
| " smoked.....          | Cwts.        |         |           |              |        |          |
| Flounders, Brill, etc. | "            | 3,029   | 3,400     |              |        |          |
| Skate.....             | "            | 41      | 41        |              |        |          |
| Soles.....             | "            | 56      | 112       |              |        | 41       |
| Herring.....           | "            | 77,348  | 69,156    |              |        |          |
| " used fresh.....      | "            |         |           | 33,806       | 45,744 |          |
| " canned.....          | Cases        |         |           |              |        | 4,350    |
| " smoked.....          | Cwts.        |         |           |              |        |          |
| " dry-salted.....      | "            |         |           |              |        |          |
| " pickled.....         | Bbbs.        |         |           |              |        |          |
| " used as bait.....    | "            |         |           |              |        |          |
| " fertilizer.....      | "            |         |           |              |        |          |
| Mackrel.....           | Cwts.        | 35,753  | 100,099   |              |        |          |
| " used fresh.....      | "            |         |           | 1,932        | 9,120  |          |
| " canned.....          | Cases        |         |           |              |        | 1,293    |
| " salted.....          | Bbbs.        |         |           |              |        |          |
| Sardines.....          | "            |         |           |              |        |          |
| " canned.....          | Cases        |         |           |              |        |          |
| " sold fresh.....      | Bbbs.        |         |           |              |        |          |
| Pilchards.....         | Cwts.        |         |           |              |        |          |
| " used fresh.....      | "            |         |           |              |        |          |
| " canned.....          | Cases        |         |           |              |        |          |
| " smoked.....          | Cwts.        |         |           |              |        |          |
| " used as bait.....    | Bbbs.        |         |           |              |        |          |
| " salted.....          | "            |         |           |              |        |          |

RETURN showing, by Provinces, the Quantities and Values of all Sea Fish caught and landed in a GREEN STATE, and the estimated proportion of the catch MARKETED, or intended to be marketed, in a fresh, pickled, canned, etc., state, during the six months ended June 30, 1924.

| KINDS OF FISH                  | NOVA SCOTIA  |           |          | P. E. ISLAND |         |          |
|--------------------------------|--------------|-----------|----------|--------------|---------|----------|
|                                | Caught Fresh |           | Marketed | Caught Fresh |         | Marketed |
|                                | Quantity     | Value     | Quantity | Quantity     | Value   | Quantity |
|                                |              | \$        |          |              | \$      |          |
| Alewives.....Cwts.             | 10,751       | 13,523    |          | 300          | 450     | 300      |
| “ used fresh.....“             |              |           | 5,114    |              |         |          |
| “ smoked.....“                 |              |           | 888      |              |         |          |
| “ salted.....Bbbs.             |              |           | 1,287    |              |         |          |
| Salmon.....Cwts.               | 4,243        | 64,528    |          |              |         |          |
| “ used fresh.....“             |              |           | 4,210    |              |         |          |
| “ canned.....Cases             |              |           |          |              |         |          |
| “ smoked.....Cwts.             |              |           | 18       |              |         |          |
| “ dry-salted.....“             |              |           |          |              |         |          |
| “ mild cured.....“             |              |           |          |              |         |          |
| “ pickled.....“                |              |           |          |              |         |          |
| Shad.....“                     | 85           | 756       |          |              |         |          |
| “ used fresh.....“             |              |           | 73       |              |         |          |
| “ salted.....Bbbs.             |              |           | 4        |              |         |          |
| Smelts.....Cwts.               | 4,526        | 49,533    | 4,526    | 9,454        | 50,401  | 9,454    |
| Albacore.....“                 |              |           |          |              |         |          |
| “ used fresh.....“             |              |           |          |              |         |          |
| “ canned.....Cases             |              |           |          |              |         |          |
| Caplin, used as bait.....Bbbs. |              |           |          |              |         |          |
| Octopus.....Cwts.              |              |           |          |              |         |          |
| Oulachons.....“                |              |           |          |              |         |          |
| Squid, used as bait.....Bbbs.  |              |           |          |              |         |          |
| Swordfish.....Cwts.            |              |           |          | 878          | 1,361   | 878      |
| Tom Cod.....“                  |              |           |          |              |         |          |
| Clams and Quahaugs.....Bbbs.   | 2,133        | 3,969     |          |              |         |          |
| “ used fresh.....“             |              |           | 1,848    |              |         |          |
| “ canned.....Cases             |              |           | 285      |              |         |          |
| Scallops.....Bbbs.             | 3,941        | 22,250    |          |              |         |          |
| “ shelled.....Gals.            |              |           | 7,555    |              |         |          |
| “ canned.....Cases             |              |           | 153      |              |         |          |
| Crabs.....Cwts.                |              |           |          |              |         |          |
| Lobsters.....“                 | 105,490      | 1,284,747 |          | 48,002       | 353,453 |          |
| “ shipped in shell.....“       |              |           | 33,987   |              |         | 4,534    |
| “ canned.....Cases             |              |           | 35,850   |              |         | 21,734   |
| “ tomalley.....“               |              |           | 634      |              |         | 74       |
| Oysters.....Bbbs.              |              |           |          |              |         |          |
| Shrimps.....Cwts.              |              |           |          |              |         |          |
| Winkles.....“                  | 453          | 679       | 453      |              |         |          |
| Cockles.....“                  |              |           |          |              |         |          |
| Mussels.....“                  | 25           | 17        | 25       |              |         |          |
| Catfish.....“                  |              |           |          |              |         |          |
| Total value.....               |              | 3,139,470 |          |              | 472,216 |          |

RETURN showing, by Provinces, the Quantities and Values of all Sea Fish caught and landed in a GREEN STATE, and the estimated proportion of the catch MARKETED, or intended to be marketed, in a fresh, pickled, canned, etc., state, during the six months ended June 30, 1924.

| KINDS OF FISH              | NEW BRUNSWICK |         |          | QUEBEC       |         |          |
|----------------------------|---------------|---------|----------|--------------|---------|----------|
|                            | Caught Fresh  |         | Marketed | Caught Fresh |         | Marketed |
|                            | Quantity      | Value   | Quantity | Quantity     | Value   | Quantity |
| Cod.....                   | Cwts.         | 83,354  | 113,090  |              |         |          |
| " used fresh.....          | "             |         |          | 70,883       | 138,047 |          |
| " canned.....              | Cases         |         | 11,077   |              |         | 432      |
| " green-salted.....        | Cwts.         |         | 1,277    |              |         | 9,191    |
| " smoked.....              | "             |         |          |              |         |          |
| " smoked fillets.....      | "             |         |          |              |         |          |
| " boneless.....            | "             |         |          |              |         |          |
| " dried.....               | "             |         | 23,239   |              |         | 17,355   |
| Black Cod.....             | "             |         |          |              |         |          |
| " used fresh.....          | "             |         |          |              |         |          |
| " green-salted.....        | "             |         |          |              |         |          |
| " smoked.....              | "             |         |          |              |         |          |
| " dried.....               | "             |         |          |              |         |          |
| Red and Rock Cod, etc..... | "             |         |          |              |         |          |
| " used fresh.....          | "             |         |          |              |         |          |
| " green-salted.....        | "             |         |          |              |         |          |
| " smoked.....              | "             |         |          |              |         |          |
| Haddock.....               | "             | 3,798   | 7,025    |              |         |          |
| " used fresh.....          | "             |         |          | 3,228        |         |          |
| " canned.....              | Cases         |         |          |              |         |          |
| " smoked.....              | Cwts.         |         |          | 25           |         |          |
| " green-salted.....        | "             |         |          | 260          |         |          |
| " smoked fillets.....      | "             |         |          |              |         |          |
| " dried.....               | "             |         |          |              |         |          |
| Hake and Cusk.....         | "             | 2,364   | 1,408    |              | 30      | 30       |
| " used fresh.....          | "             |         |          |              |         |          |
| " green-salted.....        | "             |         |          | 418          |         |          |
| " smoked.....              | "             |         |          | 935          |         |          |
| " smoked fillets.....      | "             |         |          |              |         |          |
| " dried.....               | "             |         |          | 23           |         | 10       |
| Pollock.....               | "             | 2,555   | 2,147    |              |         |          |
| " used fresh.....          | "             |         |          | 1,210        |         |          |
| " green-salted.....        | "             |         |          | 297          |         |          |
| " smoked fillets.....      | "             |         |          |              |         |          |
| " dried.....               | "             |         |          | 250          |         |          |
| Whiting.....               | "             |         |          |              |         |          |
| Halibut.....               | "             | 45      | 675      |              | 275     | 6,285    |
| " used fresh.....          | "             |         |          | 45           |         | 275      |
| " canned.....              | Cases         |         |          |              |         |          |
| " smoked.....              | Cwts.         |         |          |              |         |          |
| Flounders, Brill, etc..... | "             | 354     | 844      | 354          |         |          |
| Skate.....                 | "             | 119     | 164      | 119          |         |          |
| Soles.....                 | "             | 10      | 10       | 10           |         |          |
| Herring.....               | "             | 208,260 | 113,047  |              | 149,677 | 45,127   |
| " used fresh.....          | "             |         |          | 8,672        |         | 3,240    |
| " canned.....              | Cases         |         |          |              |         |          |
| " smoked.....              | Cwts.         |         |          | 12,856       |         | 9,559    |
| " dry-salted.....          | "             |         |          |              |         |          |
| " pickled.....             | Bbls.         |         |          | 1,533        |         | 5,175    |
| " used as bait.....        | "             |         |          | 24,200       |         | 31,510   |
| " fertilizer.....          | "             |         |          | 60,438       |         | 24,382   |
| Mackerel.....              | Cwts.         | 10,251  | 30,890   |              | 25,025  | 78,050   |
| " used fresh.....          | "             |         |          | 10,251       |         | 1,325    |
| " canned.....              | Cases         |         |          |              |         |          |
| " salted.....              | Bbls.         |         |          |              |         | 7,900    |
| Sardines.....              | "             | 76,625  | 158,082  |              |         |          |
| " canned.....              | Cases         |         |          | 64,984       |         |          |
| " sold fresh.....          | Bbls.         |         |          | 54,386       |         |          |
| Pilchards.....             | Cwts.         |         |          |              |         |          |
| " used fresh.....          | "             |         |          |              |         |          |
| " canned.....              | Cases         |         |          |              |         |          |
| " smoked.....              | Cwts.         |         |          |              |         |          |
| " used as bait.....        | Bbls.         |         |          |              |         |          |
| " salted.....              | "             |         |          |              |         |          |



RETURN showing, by Provinces, the Quantities and Values of all Sea Fish caught and landed in a GREEN STATE, and the estimated proportion of the catch MARKETED, or intended to be marketed, in a fresh, pickled, canned, etc., state, during the six months ended June 30, 1924.

| KINDS OF FISH                  | NEW BRUNSWICK |           |          | QUEBEC       |         |          |
|--------------------------------|---------------|-----------|----------|--------------|---------|----------|
|                                | Caught Fresh  |           | Marketed | Caught Fresh |         | Marketed |
|                                | Quantity      | Value     | Quantity | Quantity     | Value   | Quantity |
|                                |               | \$        |          |              | \$      |          |
| Alewives.....Cwts.             | 18,180        | 13,173    |          |              |         |          |
| “ used fresh.....“             |               |           | 5,585    |              |         |          |
| “ smoked.....“                 |               |           | 800      |              |         |          |
| “ salted.....Bbls.             |               |           | 3,665    |              |         |          |
| Salmon.....Cwts.               | 19,284        | 212,729   | 19,284   | 9,867        | 90,132  | 8,088    |
| “ used fresh.....“             |               |           |          |              |         | 1,225    |
| “ canned.....Cases             |               |           |          |              |         |          |
| “ smoked.....Cwts.             |               |           |          |              |         |          |
| “ dry-salted.....“             |               |           |          |              |         |          |
| “ mild cured.....“             |               |           |          |              |         | 500      |
| “ pickled.....“                |               |           |          |              |         |          |
| Shad.....“                     | 3,989         | 22,887    | 3,989    | 24           | 72      | 24       |
| “ used fresh.....“             |               |           |          |              |         |          |
| “ salted.....Bbls.             |               |           |          | 469          | 3,752   | 469      |
| Smelts.....Cwts.               | 45,124        | 448,442   | 45,124   |              |         |          |
| Albacore.....“                 |               |           |          |              |         |          |
| “ used fresh.....“             |               |           |          |              |         |          |
| “ canned.....Cases             |               |           |          | 1,760        | 2,510   | 1,760    |
| Caplin, used as bait.....Bbls. |               |           |          |              |         |          |
| Octopus.....Cwts.              |               |           |          |              |         |          |
| Oulachons.....“                |               |           |          |              |         |          |
| Squid, used as bait.....Bbls.  |               |           |          |              |         |          |
| Swordfish.....Cwts.            |               |           |          |              |         |          |
| Tom Cod.....“                  | 6,761         | 10,785    | 6,761    |              |         |          |
| Clams and Quahaugs.....Bbls.   | 22,480        | 35,776    |          | 350          | 1,925   | 350      |
| “ used fresh.....“             |               |           | 13,480   |              |         |          |
| “ canned.....Cases             |               |           | 8,602    |              |         |          |
| Scallops.....Bbls.             | 2,010         | 12,160    |          | 189          | 1,529   |          |
| “ shelled.....Gals.            |               |           | 4,020    |              |         | 378      |
| “ canned.....Cases             |               |           |          |              |         |          |
| Crabs.....Cwts.                |               |           |          | 17,642       | 96,980  |          |
| Lobsters.....“                 | 44,739        | 352,056   |          |              |         |          |
| “ shipped in shell.....“       |               |           | 6,539    |              |         | 447      |
| “ canned.....Cases             |               |           | 19,097   |              |         | 8,597    |
| “ tomalley.....“               |               |           |          |              |         |          |
| Oysters.....Bbls.              | 1,136         | 8,270     | 1,136    |              |         |          |
| Shrimps.....Cwts.              |               |           |          |              |         |          |
| Winkles.....“                  | 178           | 596       | 178      |              |         |          |
| Cockles.....“                  |               |           |          |              |         |          |
| Mussels.....“                  |               |           |          |              |         |          |
| Catfish.....“                  |               |           |          |              |         |          |
| Total value.....               |               | 1,544,256 |          |              | 464,439 |          |

RETURN showing, by Provinces, the Quantities and Values of all Sea Fish caught and landed in a GREEN STATE, and the estimated proportion of the catch MARKETED, or intended to be marketed, in a fresh, pickled, canned, etc., state, during the six months ended June 30, 1924.

| KINDS OF FISH              | BRITISH COLUMBIA |         |           |         |
|----------------------------|------------------|---------|-----------|---------|
|                            | Caught Fresh     |         | Marketed  |         |
|                            | Quantity         | Value   | Quantity  |         |
|                            |                  | \$      |           |         |
| Cod.....                   | Cwts.            | 14,347  | 91,433    |         |
| “ used fresh.....          | “                |         |           | 14,347  |
| “ canned.....              | Cases            |         |           |         |
| “ green-salted.....        | Cwts.            |         |           |         |
| “ smoked.....              | “                |         |           |         |
| “ smoked fillets.....      | “                |         |           |         |
| “ boneless.....            | “                |         |           |         |
| “ dried.....               | “                |         |           |         |
| Black Cod.....             | “                | 2,275   | 15,164    |         |
| “ used fresh.....          | “                |         |           | 1,764   |
| “ green-salted.....        | “                |         |           |         |
| “ smoked.....              | “                |         |           | 254     |
| “ dried.....               | “                |         |           |         |
| Red and Rock Cod, etc..... | “                | 5,806   | 24,786    |         |
| “ used fresh.....          | “                |         |           | 5,806   |
| “ green-salted.....        | “                |         |           |         |
| “ smoked.....              | “                |         |           |         |
| Haddock.....               | “                |         |           |         |
| “ used fresh.....          | “                |         |           |         |
| “ canned.....              | Cases            |         |           |         |
| “ smoked.....              | Cwts.            |         |           |         |
| “ green-salted.....        | “                |         |           |         |
| “ smoked fillets.....      | “                |         |           |         |
| “ dried.....               | “                |         |           |         |
| Hake and Cusk.....         | “                | 1       | 10        |         |
| “ used fresh.....          | “                |         |           | 1       |
| “ canned.....              | “                |         |           |         |
| “ green-salted.....        | “                |         |           |         |
| “ smoked.....              | “                |         |           |         |
| “ smoked fillets.....      | “                |         |           |         |
| “ dried.....               | “                |         |           |         |
| Pollock.....               | “                |         |           |         |
| “ used fresh.....          | “                |         |           |         |
| “ green-salted.....        | “                |         |           |         |
| “ smoked fillets.....      | “                |         |           |         |
| “ dried.....               | “                |         |           |         |
| Whiting.....               | “                | 35      | 177       | 35      |
| Halibut.....               | “                | 151,824 | 1,756,429 |         |
| “ used fresh.....          | “                |         |           | 151,812 |
| “ canned.....              | Cases            |         |           |         |
| “ smoked.....              | Cwts.            |         |           | 6       |
| Flounders, Brill, etc..... | “                | 204     | 893       | 204     |
| Skate.....                 | “                | 348     | 1,248     | 348     |
| Soles.....                 | “                | 2,240   | 15,042    | 2,240   |
| Herring.....               | “                | 668,940 | 967,968   |         |
| “ used fresh.....          | “                |         |           | 6,383   |
| “ canned.....              | Cases            |         |           |         |
| “ smoked.....              | Cwts.            |         |           | 1,756   |
| “ dry-salted.....          | “                |         |           | 488,056 |
| “ pickled.....             | Bbbs.            |         |           |         |
| “ used as bait.....        | “                |         |           | 24,497  |
| “ fertilizer.....          | “                |         |           |         |
| Mackerel.....              | Cwts.            |         |           |         |
| “ used fresh.....          | “                |         |           |         |
| “ canned.....              | Cases            |         |           |         |
| “ salted.....              | Bbbs.            |         |           |         |
| Sardines.....              | “                |         |           |         |
| “ canned.....              | Cases            |         |           |         |
| “ sold fresh.....          | Bbbs.            |         |           |         |
| Pilchards.....             | Cwts.            | 4       | 76        |         |
| “ used fresh.....          | “                |         |           | 4       |
| “ canned.....              | Cases            |         |           |         |
| “ smoked.....              | Cwts.            |         |           |         |
| “ used as bait.....        | Bbbs.            |         |           |         |
| “ salted.....              | “                |         |           |         |

RETURN showing, by Provinces, the Quantities and Values of all Sea Fish caught and landed in a GREEN STATE, and the estimated proportion of the catch MARKETED, or intended to be marketed, in a fresh, pickled, canned, etc., state, during the six months ended June 30, 1924.

| KINDS OF FISH             | BRITISH COLUMBIA |           |          |
|---------------------------|------------------|-----------|----------|
|                           | Caught Fresh     |           | Marketed |
|                           | Quantity         | Value     | Quantity |
|                           |                  | \$        |          |
| Alewives.....             | Cwts.            |           |          |
| “ used fresh.....         | “                |           |          |
| “ smoked.....             | Bbls.            |           |          |
| “ salted.....             | Cwts.            | 60,467    | 597,870  |
| Salmon.....               |                  |           | 36,557   |
| “ used fresh.....         | Cases            |           | 16,057   |
| “ canned.....             | Cwts.            |           | 9        |
| “ smoked.....             | “                |           |          |
| “ dry-salted.....         | “                |           | 6,990    |
| “ mild cured.....         | “                |           |          |
| “ pickled.....            | “                |           |          |
| Shad.....                 |                  |           |          |
| “ used fresh.....         | Bbls.            |           |          |
| “ salted.....             | Cwts.            | 315       | 3,748    |
| Smelts.....               | “                |           | 315      |
| Albacore.....             | “                |           |          |
| “ used fresh.....         | Cases            |           |          |
| “ canned.....             | Bbls.            |           |          |
| Caplin, used as bait..... | Cwts.            | 175       | 1,797    |
| Octopus.....              | “                | 987       | 3,530    |
| Oulachons.....            | Bbls.            |           | 987      |
| Squid, used as bait.....  | Cwts.            |           |          |
| Swordfish.....            | “                | 35        | 245      |
| Tom Cod.....              | Bbls.            | 7,160     | 15,935   |
| Clams and Quahaugs.....   | “                |           | 834      |
| “ used fresh.....         | Cases            |           | 6,326    |
| “ canned.....             | Bbls.            |           |          |
| Scallops.....             | Gals.            |           |          |
| “ shelled.....            | Cases            |           |          |
| “ canned.....             | Cwts.            | 2,763     | 19,558   |
| Crabs.....                | Cwts.            |           | 2,763    |
| Lobsters.....             | “                |           |          |
| “ shipped in shell.....   | Cases            |           |          |
| “ canned.....             | “                |           |          |
| “ tomalley.....           | Bbls.            | 725       | 12,719   |
| Oysters.....              | Cwts.            | 414       | 6,429    |
| Shrimps.....              | “                |           | 725      |
| Winkles.....              | “                |           | 414      |
| Cockles.....              | “                |           |          |
| Mussels.....              | “                |           |          |
| Catfish.....              | “                |           |          |
| Total value.....          |                  | 3,535,057 |          |

SUMMARY of the Quantities and Values of all Sea Fish caught and landed in a Fresh or Green State; and an estimate of the Quantities Marketed, or intended to be marketed, fresh, dried, pickled, canned, etc., in the WHOLE OF CANADA, for the SIX MONTHS ended JUNE 30, 1924.

TOTALS  
for the SIX MONTHS  
ended JUNE 30, 1923.

| KINDS OF FISH               | Caught Fresh |           | Marketed | Caught Fresh |           | Marketed |
|-----------------------------|--------------|-----------|----------|--------------|-----------|----------|
|                             | Quantity     | Value     | Quantity | Quantity     | Value     | Quantity |
|                             |              | \$        |          |              | \$        |          |
| Cod.....Cwts.               | 603,087      | 1,368,915 |          | 410,111      | 700,275   |          |
| " used fresh.....Cwts.      |              |           | 81,724   |              |           | 55,590   |
| " canned.....Cases          |              |           | 622      |              |           | 124      |
| " green-salted.....Cwts.    |              |           | 46,573   |              |           | 25,397   |
| " smoked....."              |              |           | 377      |              |           | 5,714    |
| " smoked fillets....."      |              |           | 7,414    |              |           | 7,691    |
| " boncless....."            |              |           | 632      |              |           | 190      |
| " dried....."               |              |           | 133,689  |              |           | 89,530   |
| Black Cod....."             | 2,275        | 15,164    |          | 2,776        | 14,715    |          |
| " used fresh....."          |              |           | 1,764    |              |           | 2,186    |
| " green-salted....."        |              |           |          |              |           |          |
| " smoked....."              |              |           | 254      |              |           | 295      |
| " dried....."               |              |           |          |              |           |          |
| Red and Rock Cod, etc....." | 5,806        | 24,786    |          | 2,425        | 13,658    |          |
| " used fresh....."          |              |           | 5,806    |              |           | 2,425    |
| " green-salted....."        |              |           |          |              |           |          |
| " smoked....."              |              |           |          |              |           |          |
| Haddock....."               | 170,622      | 300,269   |          | 153,955      | 234,670   |          |
| " used fresh....."          |              |           | 81,870   |              |           | 80,306   |
| " canned.....Cases          |              |           | 3,351    |              |           | 1,394    |
| " smoked.....Cwts.          |              |           | 20,405   |              |           | 18,903   |
| " green-salted....."        |              |           | 6,684    |              |           | 4,917    |
| " smoked fillets....."      |              |           | 3,498    |              |           | 3,223    |
| " dried....."               |              |           | 6,234    |              |           | 4,699    |
| Hake and Cusk....."         | 19,063       | 21,267    |          | 8,411        | 6,051     |          |
| " used fresh....."          |              |           | 1,845    |              |           | 1,389    |
| " green-salted....."        |              |           | 4,870    |              |           | 2,166    |
| " smoked....."              |              |           |          |              |           | 38       |
| " smoked fillets....."      |              |           | 1,330    |              |           | 434      |
| " dried....."               |              |           | 1,162    |              |           | 435      |
| Pollock....."               | 17,524       | 20,759    |          | 13,641       | 13,716    |          |
| " used fresh....."          |              |           | 5,600    |              |           | 5,917    |
| " green-salted....."        |              |           | 2,832    |              |           | 2,096    |
| " smoked fillets....."      |              |           | 18       |              |           | 16       |
| " dried....."               |              |           | 2,068    |              |           | 1,159    |
| Whiting....."               | 35           | 177       | 35       | 90           | 366       | 90       |
| Halibut....."               | 166,267      | 1,943,716 |          | 159,288      | 2,078,035 |          |
| " used fresh....."          |              |           | 166,255  |              |           | 159,288  |
| " canned.....Cases          |              |           |          |              |           |          |
| " smoked.....Cwts.          |              |           | 6        |              |           |          |
| Flounders, Brill, etc....." | 3,587        | 5,137     | 3,587    | 2,064        | 3,885     | 2,064    |
| Skate....."                 | 508          | 1,453     | 508      | 988          | 2,721     | 988      |
| Soles....."                 | 2,306        | 15,164    | 2,306    | 2,157        | 13,851    | 2,157    |
| Herring....."               | 1,138,031    | 1,241,042 |          | 810,510      | 595,463   |          |
| " used fresh....."          |              |           | 28,279   |              |           | 17,301   |
| " canned.....Cases          |              |           | 172      |              |           |          |
| " smoked.....Cwts.          |              |           | 31,664   |              |           | 36,352   |
| " dry-salted....."          |              |           | 488,056  |              |           | 248,427  |
| " pickled.....Bbls.         |              |           | 8,008    |              |           | 6,590    |
| " used as bait....."        |              |           | 121,016  |              |           | 122,669  |
| " fertilizer....."          |              |           | 85,095   |              |           | 72,423   |
| Mackerel.....Cwts.          | 72,961       | 218,159   |          | 93,667       | 197,740   |          |
| " used fresh....."          |              |           | 37,697   |              |           | 42,022   |
| " canned.....Cases          |              |           |          |              |           | 54       |
| " salted.....Bbls.          |              |           | 11,754   |              |           | 17,202   |
| Sardines....."              | 76,625       | 158,082   |          | 11,237       | 26,968    |          |
| " canned.....Cases          |              |           | 64,984   |              |           | 21,330   |
| " sold fresh.....Bbls.      |              |           | 54,386   |              |           | 6,731    |
| Pilchards.....Cwts.         | 4            | 76        |          |              |           |          |
| " used fresh....."          |              |           | 4        |              |           |          |
| " canned.....Cases          |              |           |          |              |           |          |
| " smoked.....Cwts.          |              |           |          |              |           |          |
| " used as bait.....Bbls.    |              |           |          |              |           |          |
| " salted....."              |              |           |          |              |           |          |

SUMMARY of the Quantities and Values of all Sea Fish caught and landed in a Fresh or Green State; and an estimate of the Quantities Marketed, or intended to be marketed, fresh, dried, pickled, canned, etc., in the WHOLE OF CANADA, for the SIX MONTHS ended JUNE 30, 1924.

TOTALS  
for the SIX MONTHS  
ended JUNE 30, 1923.

| KINDS OF FISH             | Caught Fresh |         | Marketed  | Caught Fresh |         | Marketed  |
|---------------------------|--------------|---------|-----------|--------------|---------|-----------|
|                           | Quantity     | Value   | Quantity  | Quantity     | Value   | Quantity  |
|                           |              | \$      |           |              | \$      |           |
| Alewives.....             | Cwts.        | 29,231  | 27,146    |              | 50,600  | 45,044    |
| “ used fresh.....         | “            |         |           | 10,999       |         | 14,688    |
| “ smoked.....             | “            |         |           | 1,688        |         | 2,085     |
| “ salted.....             | Bbbs.        |         |           | 4,952        |         | 10,580    |
| Salmon.....               | Cwts.        | 93,861  | 965,259   |              | 92,114  | 1,023,415 |
| “ used fresh.....         | “            |         |           | 68,139       |         | 78,636    |
| “ canned.....             | Cases        |         |           | 17,282       |         | 7,986     |
| “ smoked.....             | Cwts.        |         |           | 27           |         | 36        |
| “ dry-salted.....         | “            |         |           |              |         |           |
| “ mild cured.....         | “            |         |           | 6,990        |         | 4,173     |
| “ pickled.....            | “            |         |           | 500          |         | 300       |
| Shad.....                 | “            | 4,093   | 23,715    |              | 2,288   | 17,387    |
| “ used fresh.....         | “            |         |           | 4,086        |         | 2,288     |
| “ salted.....             | Bbbs.        |         |           | 4            |         |           |
| Smelts.....               | Cwts.        | 59,889  | 555,876   | 59,889       | 31,973  | 373,126   |
| Albacore.....             | “            |         |           |              |         |           |
| “ used fresh.....         | “            |         |           |              |         |           |
| “ canned.....             | Cases        |         |           |              |         |           |
| Caplin, used as bait..... | Bbbs.        | 1,760   | 2,510     | 1,760        | 3,665   | 3,665     |
| Octopus.....              | Cwts.        | 175     | 1,797     | 175          | 617     | 4,536     |
| Oulachons.....            | “            | 987     | 3,530     | 987          | 438     | 2,406     |
| Squid, used as bait.....  | Bbbs.        |         |           |              | 8       | 16        |
| Swordfish.....            | Cwts.        |         |           |              |         | 8         |
| Tom Cod.....              | “            | 7,674   | 12,391    | 7,674        | 8,178   | 11,678    |
| Clams and Quahaugs.....   | Bbbs.        | 32,123  | 57,605    |              | 21,124  | 45,314    |
| “ used fresh.....         | “            |         |           | 16,512       |         | 10,464    |
| “ canned.....             | Cases        |         |           | 15,213       |         | 10,043    |
| Scallops.....             | Bbbs.        | 6,140   | 35,939    |              | 7,988   | 49,608    |
| “ shelled.....            | Gals.        |         |           | 11,953       |         | 15,792    |
| “ canned.....             | Cases        |         |           | 153          |         | 70        |
| Crabs.....                | Cwts.        | 2,763   | 19,558    | 2,763        | 2,236   | 13,548    |
| Lobsters.....             | Cwts.        | 215,873 | 2,087,236 |              | 310,163 | 3,387,031 |
| “ shipped in shell.....   | “            |         |           | 45,507       |         | 52,349    |
| “ canned.....             | Cases        |         |           | 85,278       |         | 128,899   |
| “ tomalley.....           | “            |         |           | 708          |         | 1,372     |
| Oysters.....              | Bbbs.        | 1,861   | 20,989    | 1,861        | 2,198   | 19,720    |
| Shrimps.....              | Cwts.        | 414     | 6,429     | 414          | 1,135   | 13,126    |
| Winkles.....              | “            | 631     | 1,275     | 631          | 1,150   | 1,135     |
| Cockles.....              | “            |         |           |              |         | 1,973     |
| Mussels.....              | “            | 25      | 17        | 25           | 45      | 63        |
| Catfish.....              | “            |         |           |              |         | 45        |
| Total value.....          |              |         | 9,155,438 |              |         | 8,913,770 |

## UNITED STATES

## ATLANTIC COAST

(From reports of the Bureau of Fisheries, Department of Commerce.)

The quantities of the chief kinds of fish landed at Boston and Gloucester, Mass., and Portland, Maine, by United States fishing vessels during the five months ended May 31st, 1924, and those landed during the corresponding period in the preceding year were as follow:—

| Kinds of Fish                              | 1924          | 1923          |
|--|---------------|---------------|
| Cod, fresh.....                            | Cwts. 246,837 | Cwts. 231,224 |
| “ salted.....                              | 4,418         | 7,515         |
| Cusk, fresh.....                           | 13,957        | 13,037        |
| “ salted.....                              | 59            | 136           |
| Haddock, fresh.....                        | 377,401       | 329,588       |
| “ salted.....                              |               | 13            |
| Hake, fresh.....                           | 18,731        | 9,699         |
| “ salted.....                              | 17            | 30            |
| Pollock, fresh.....                        | 10,441        | 11,783        |
| “ salted.....                              | 86            | 43            |
| Halibut, fresh.....                        | 16,466        | 16,840        |
| “ salted.....                              | 1             |               |
| Other fish, fresh (including Herring)..... | 23,453        | 21,024        |
| “ salted.....                              | 9,571         | 3,477         |

## PACIFIC COAST

The quantities of the chief kinds of fish landed at Seattle, Washington, by United States fishing vessels during the five months ended May 31st, 1924, and those landed during the corresponding period in the preceding year, were as follow:—

| Kinds of Fish                              | 1924         | 1923         |
|--|--------------|--------------|
| Halibut, fresh.....                        | Cwts. 24,032 | Cwts. 23,908 |
| Black Cod (Sable fish), fresh.....         | 1,660        | 1,909        |
| Ling Cod, fresh.....                       | 2,086        | 1,501        |
| TAKEN IN PUGET SOUND BY COLLECTING VESSELS |              |              |
| Herring.....                               | 2,486        | 2,180        |
| Salmon.....                                | 6,950        | 4,240        |
| Trout.....                                 | 160          | 640          |
| Crabs.....                                 | 3,449        | 3,629        |

## ENGLAND AND WALES

(From monthly reports of the Board of Agriculture and Fisheries.)

The quantity of fish landed in England and Wales during the five months ended May 31st, 1924, was 3,973,449 cwts., valued at \$28,129,340, while that landed during the corresponding period in the preceding year was 3,758,418 cwts., valued at \$28,947,665.

The value of shellfish is included, but the weight is not.

The quantities of the chief kinds landed during the five months this year, and those landed during the corresponding period last year, were as follow:—

| Kinds of Fish                | 1924      | 1923      |
|------------------------------|-----------|-----------|
|                              | Cwts.     | Cwts.     |
| Cod.....                     | 1,243,248 | 1,060,861 |
| Haddock.....                 | 699,589   | 798,108   |
| Hake.....                    | 282,775   | 204,545   |
| Ling.....                    | 72,687    | 82,431    |
| Saith (Coalfish).....        | 155,680   | 137,011   |
| Halibut.....                 | 52,220    | 46,696    |
| Skate.....                   | 203,768   | 205,037   |
| Whiting.....                 | 158,170   | 137,755   |
| Soles, Brill and Turbot..... | 67,855    | 90,911    |
| Plaice.....                  | 261,212   | 284,108   |
| Herring.....                 | 111,645   | 68,179    |
| Mackerel.....                | 135,039   | 130,495   |
| Lobsters (Number).....       | 275,100   | 314,000   |
| Oysters.....                 | 7,613,900 | 6,378,500 |

## SCOTLAND

(From monthly reports of the Fishery Board.)

The total quantity of fish landed in Scotland during the five months ended May 31st, 1924, was 2,154,204 cwts., valued at \$8,230,245, while that landed during the corresponding period in the preceding year was 1,321,518 cwts., valued at \$5,988,380.

The value of shellfish is included, but the weight is not.

The quantities of the chief kinds landed during the five months this year, and those landed during the corresponding period last year, were as follow:—

| Kinds of Fish         | 1924      | 1923    |
|-----------------------|-----------|---------|
|                       | Cwts.     | Cwts.   |
| Cod.....              | 253,375   | 261,379 |
| Haddock.....          | 323,877   | 229,775 |
| Hake.....             | 7,106     | 5,115   |
| Saith (Coalfish)..... | 52,516    | 41,976  |
| Ling.....             | 35,710    | 46,601  |
| Halibut.....          | 24,934    | 15,879  |
| Plaice.....           | 22,295    | 14,802  |
| Skate.....            | 59,474    | 59,911  |
| Herring.....          | 1,074,784 | 554,723 |
| Mackerel.....         | 942       | 2,219   |
| Lobsters.....         | 350,451   | 309,783 |
| Oysters.....          | 35,294    | 38,274  |

## IRELAND

(From monthly reports of the Minister of Fisheries.)

The total quantity of fish landed in Ireland during the five months ended May 31st, 1924, was 112,236 cwts., valued at \$525,705; while that landed during the corresponding period in the preceding year was 59,808 cwts., valued at \$386,090.

The value of shellfish is included, but the weight is not.

The quantities of the chief kinds landed during the five months this year, and those landed during the corresponding period last year, were as follow:—

| Kinds of Fish                | 1924   | 1923   |
|------------------------------|--------|--------|
|                              | Cwts.  | Cwts.  |
| Cod.....                     | 10,733 | 11,762 |
| Haddock.....                 | 1,638  | 2,661  |
| Hake.....                    | 1,075  | 931    |
| Ling.....                    | 424    | 645    |
| Soles, Brill and Turbot..... | 1,059  | 700    |
| Plaice.....                  | 3,951  | 3,515  |
| Skate.....                   | 2,995  | 1,777  |
| Herring.....                 | 41,737 | 12,864 |
| Mackerel.....                | 32,396 | 8,796  |
| Lobsters (Number).....       | 66,412 | 48,365 |
| Oysters ".....               | 21,010 | 44,900 |


## NEWFOUNDLAND

(From Monthly Reports of Newfoundland Customs Department.)

Statement of Dry Cod fish exported from the colony of Newfoundland for the three months ended March 31st, 1924, and the corresponding period in the preceding year.

| Country of Destination     | 1924   | 1923    |
|----------------------------|--------|---------|
| United Kingdom.....        | 10,749 | 14,021  |
| Canana.....                | 5,422  | 48      |
| B. W. Indies.....          | 24,168 | 32,478  |
| Brazil.....                | 56,732 | 61,559  |
| Costa Rica.....            | 54     | 32      |
| Foreign West Indies.....   | 23,683 | 12,973  |
| Greece.....                | 5,510  | 375     |
| Italy.....                 | 22,784 | 21,246  |
| Portugal.....              | 49,137 | 54,467  |
| Spain.....                 | 93,042 | 104,728 |
| United States.....         | 5,274  | 6,433   |
| Madeira.....               | 1,699  | 323     |
| Panama.....                |        | 44      |
| Gold Coast.....            | 6      |         |
| Gibraltar for Orders.....  |        | 11,960  |
| Pickled fish exported..... | 6,710  | 2,992   |





A 225

Jan. - Dec. 1924

MARINE AND FISHERIES DEPARTMENT

FISHERIES BRANCH

CANADA



# QUARTERLY BULLETIN

OF

# SEA FISHERY STATISTICS

The values herein shown are based on the prices of the various kinds when first brought to land by the fishermen. The figures contained in this Bulletin are subject to revision and change before publication in the Annual Statistical Report.

---

PERIOD: JANUARY-DECEMBER, 1924

---

ISSUED BY THE AUTHORITY OF THE MINISTER  
HON. P. J. A. CARDIN



OTTAWA  
F. A. ACLAND  
PRINTER TO THE KING'S MOST EXCELLENT MAJESTY  
1925

**NOTE.**

The values herein shown are based on the prices of the various kinds when first brought to land by the fishermen. The figures contained in the Quarterly Bulletins are subject to revision and change before publication in the Annual Statistical Report.

J. J. COWIE,  
*Chief Statistical Officer.*

OTTAWA, January, 1925.

RETURN showing, by Provinces, the Quantities and Values of all Sea Fish caught and landed in a GREEN STATE, and the estimated proportion of the catch MARKETED, or intended to be marketed, in a fresh, pickled, canned, etc., state, during the twelve months ended December 31, 1924.

| KINDS OF FISH              | NOVA SCOTIA  |           |           | P. E. ISLAND |        |          |
|----------------------------|--------------|-----------|-----------|--------------|--------|----------|
|                            | Caught Fresh |           | Marketed  | Caught Fresh |        | Marketed |
|                            | Quantity     | Value     | Quantity  | Quantity     | Value  | Quantity |
| Cod.....                   | Cwts.        | 1,118,037 | 2,638,882 |              |        |          |
| " used fresh.....          | "            |           |           | 41,036       | 60,690 |          |
| " canned.....              | Cases        |           |           |              |        | 13,120   |
| " green-salted.....        | Cwts.        |           |           |              |        |          |
| " smoked.....              | "            |           |           |              |        | 12,937   |
| " smoked fillets.....      | "            |           |           |              |        |          |
| " boneless.....            | "            |           |           |              |        |          |
| " dried.....               | "            |           |           |              |        |          |
| Black Cod.....             | "            |           |           |              |        | 680      |
| " used fresh.....          | "            |           |           |              |        |          |
| " green-salted.....        | "            |           |           |              |        |          |
| " smoked.....              | "            |           |           |              |        |          |
| " dried.....               | "            |           |           |              |        |          |
| Red and Rock Cod, etc..... | "            |           |           |              |        |          |
| " used fresh.....          | "            |           |           |              |        |          |
| " green-salted.....        | "            |           |           |              |        |          |
| " smoked.....              | "            |           |           |              |        |          |
| Haddock.....               | "            | 319,143   | 580,359   | 418          | 418    |          |
| " used fresh.....          | "            |           |           |              |        |          |
| " canned.....              | Cases        |           |           |              |        |          |
| " smoked.....              | Cwts.        |           |           |              |        |          |
| " green-salted.....        | "            |           |           |              |        |          |
| " smoked fillets.....      | "            |           |           |              |        | 107      |
| " dried.....               | "            |           |           |              |        |          |
| Hake and Cusk.....         | "            | 117,347   | 116,341   | 16,648       | 19,511 | 68       |
| " used fresh.....          | "            |           |           |              |        |          |
| " green-salted.....        | "            |           |           |              |        | 107      |
| " smoked.....              | "            |           |           |              |        | 5,216    |
| " smoked fillets.....      | "            |           |           |              |        |          |
| " dried.....               | "            |           |           |              |        |          |
| Pollock.....               | "            | 46,191    | 57,205    |              |        | 2,035    |
| " used fresh.....          | "            |           |           |              |        |          |
| " green-salted.....        | "            |           |           |              |        |          |
| " smoked fillets.....      | "            |           |           |              |        |          |
| " dried.....               | "            |           |           |              |        |          |
| Whiting.....               | "            |           |           |              |        |          |
| Halibut.....               | "            | 27,360    | 326,388   |              |        |          |
| " used fresh.....          | "            |           |           |              |        |          |
| " canned.....              | Cases        |           |           | 27,360       |        |          |
| " smoked.....              | Cwts.        |           |           |              |        |          |
| Flounders, Brill, etc..... | "            | 5,681     | 5,919     |              |        |          |
| Skate.....                 | "            | 123       | 123       |              |        |          |
| Soles.....                 | "            | 1,987     | 3,697     | 1,987        |        |          |
| Herring.....               | "            | 266,204   | 280,156   |              |        |          |
| " used fresh.....          | "            |           |           |              |        |          |
| " canned.....              | Cases        |           |           | 47,694       |        | 4,822    |
| " smoked.....              | Cwts.        |           |           |              |        |          |
| " dry-salted.....          | "            |           |           |              |        |          |
| " pickled.....             | Bbbs.        |           |           |              |        |          |
| " used as bait.....        | "            |           |           |              |        |          |
| " fertilizer.....          | "            |           |           |              |        |          |
| Mackerel.....              | Cwts.        | 113,528   | 401,028   |              |        |          |
| " used fresh.....          | "            |           |           |              |        |          |
| " canned.....              | Cases        |           |           | 65,877       |        | 3,998    |
| " salted.....              | Bbbs.        |           |           |              |        |          |
| Sardines.....              | "            |           |           | 15,879       |        | 1,214    |
| " canned.....              | Cases        |           |           |              |        |          |
| " sold fresh.....          | Bbbs.        |           |           |              |        |          |
| Pilchards.....             | Cwts.        |           |           |              |        |          |
| " used fresh.....          | "            |           |           |              |        |          |
| " canned.....              | Cases        |           |           |              |        |          |
| " smoked.....              | Cwts.        |           |           |              |        |          |
| " used as bait.....        | Bbbs.        |           |           |              |        |          |
| " salted.....              | "            |           |           |              |        |          |
| Alewives.....              | Cwts.        | 10,831    | 13,615    |              |        |          |
| " used fresh.....          | "            |           |           |              |        |          |
| " smoked.....              | "            |           |           | 5,185        |        | 300      |
| " salted.....              | Bbbs.        |           |           |              |        |          |
|                            |              |           |           | 1,290        |        |          |

RETURN showing, by Provinces, the Quantities and Values of all Sea Fish caught and landed in a GREEN STATE, and the estimated proportion of the catch MARKETED, or intended to be marketed, in a fresh, pickled, canned, etc., state, during the twelve months ended December 31, 1924.

| KINDS OF FISH             | NOVA SCOTIA  |         |           | P. E. ISLAND |         |          |
|---------------------------|--------------|---------|-----------|--------------|---------|----------|
|                           | Caught Fresh |         | Marketed  | Caught Fresh |         | Marketed |
|                           | Quantity     | Value   | Quantity  | Quantity     | Value   | Quantity |
|                           |              | \$      |           |              | \$      |          |
| Salmon.....               | Cwts.        | 10,133  | 138,827   |              | 23      | 575      |
| “ used fresh.....         | “            |         |           | 9,875        |         | 23       |
| “ canned.....             | Cases        |         |           | 123          |         |          |
| “ smoked.....             | Cwts.        |         |           | 83           |         |          |
| “ dry-salted.....         | “            |         |           |              |         |          |
| “ mild cured.....         | “            |         |           |              |         |          |
| “ pickled.....            | “            |         |           |              |         |          |
| Shad.....                 | “            | 873     | 8,595     |              |         |          |
| “ used fresh.....         | “            |         |           | 597          |         |          |
| “ salted.....             | Bbls.        |         |           | 91           |         |          |
| Smelts.....               | Cwts.        | 8,225   | 95,169    | 8,225        | 14,273  | 95,132   |
| Albacore.....             | “            | 1,694   | 2,990     |              |         | 14,273   |
| “ used fresh.....         | “            |         |           | 1,694        |         |          |
| “ canned.....             | Cases        |         |           |              |         |          |
| Caplin, used as bait..... | Bbls.        |         |           | 90           | 230     | 90       |
| Octopus.....              | Cwts.        |         |           |              |         |          |
| Oulachons.....            | “            |         |           |              |         |          |
| Squid, used as bait.....  | Bbls.        | 2,605   | 7,415     | 2,605        |         |          |
| Swordfish.....            | Cwts.        | 5,574   | 60,436    | 5,574        |         |          |
| Tom Cod.....              | “            | 330     | 499       | 330          | 1,223   | 2,147    |
| Clams and Quahaugs.....   | Bbls.        | 3,792   | 7,136     |              | 797     | 1,046    |
| “ used fresh.....         | “            |         |           | 2,990        |         | 32       |
| “ canned.....             | Cases        |         |           | 802          |         | 765      |
| Scallops.....             | Bbls.        | 7,503   | 45,920    |              |         |          |
| “ shelled.....            | Gals.        |         |           | 14,539       |         |          |
| “ canned.....             | Cases        |         |           | 216          |         |          |
| Crabs.....                | Cwts.        | 35      | 70        |              |         |          |
| “ canned.....             | Cases        |         |           | 5            |         |          |
| Lobsters.....             | Cwts.        | 111,890 | 1,352,069 |              | 63,611  | 528,533  |
| “ shipped in shell.....   | “            |         |           | 35,547       |         | 5,327    |
| “ canned.....             | Cases        |         |           | 38,272       |         | 25,704   |
| “ tomalley.....           | “            |         |           | 661          |         | 110      |
| Oysters.....              | Bbls.        | 2,173   | 12,037    | 2,173        | 7,945   | 48,300   |
| Shrimps.....              | Cwts.        |         |           |              |         | 7,945    |
| Winkles.....              | “            | 864     | 1,262     | 864          |         |          |
| Cockles.....              | “            |         |           |              |         |          |
| Mussels.....              | “            | 25      | 17        | 25           |         |          |
| Catfish.....              | “            |         |           |              |         |          |
| Total value.....          |              |         | 6,156,205 |              | 835,381 |          |

RETURN showing, by Provinces, the Quantities and Values of all Sea Fish caught and landed in a GREEN STATE, and the estimated proportion of the catch MARKETED, or intended to be marketed, in a fresh, pickled, canned, etc., state, during the twelve months ended December 31, 1924.

| KINDS OF FISH              | NEW BRUNSWICK |         |          | QUEBEC       |         |          |
|----------------------------|---------------|---------|----------|--------------|---------|----------|
|                            | Caught Fresh  |         | Marketed | Caught Fresh |         | Marketed |
|                            | Quantity      | Value   | Quantity | Quantity     | Value   | Quantity |
| Cod.....                   | Cwts.         | 283,590 | 443,198  |              |         |          |
| “ used fresh.....          | “             |         |          | 367,833      | 659,009 |          |
| “ canned.....              | Cases         |         |          |              |         | 3,028    |
| “ green-salted.....        | Cwts.         |         |          |              |         | 44,810   |
| “ smoked.....              | “             |         |          |              |         | 184      |
| “ smoked fillets.....      | “             |         |          |              |         |          |
| “ boneless.....            | “             |         |          |              |         |          |
| “ dried.....               | “             |         |          |              |         |          |
| Black Cod.....             | “             |         |          |              |         | 80,178   |
| “ used fresh.....          | “             |         |          |              |         |          |
| “ green-salted.....        | “             |         |          |              |         |          |
| “ smoked.....              | “             |         |          |              |         |          |
| “ dried.....               | “             |         |          |              |         |          |
| Red and Rock Cod, etc..... | “             |         |          |              |         |          |
| “ used fresh.....          | “             |         |          |              |         |          |
| “ green-salted.....        | “             |         |          |              |         |          |
| “ smoked.....              | “             |         |          |              |         |          |
| Haddock.....               | “             | 16,565  | 29,864   |              |         |          |
| “ used fresh.....          | “             |         |          |              |         |          |
| “ canned.....              | Cases         |         |          | 12,579       |         |          |
| “ smoked.....              | Cwts.         |         |          |              |         | 55       |
| “ green-salted.....        | “             |         |          |              |         | 1,553    |
| “ smoked fillets.....      | “             |         |          |              |         |          |
| “ dried.....               | “             |         |          |              |         | 262      |
| Hake and Cusk.....         | “             | 42,123  | 28,127   |              |         |          |
| “ used fresh.....          | “             |         |          |              | 405     | 405      |
| “ green-salted.....        | “             |         |          |              |         |          |
| “ smoked.....              | “             |         |          |              |         | 50       |
| “ smoked fillets.....      | “             |         |          |              |         |          |
| “ dried.....               | “             |         |          |              |         |          |
| Pollock.....               | “             | 7,701   | 13,215   |              |         |          |
| “ used fresh.....          | “             |         |          |              |         |          |
| “ green-salted.....        | “             |         |          | 2,629        |         |          |
| “ smoked fillets.....      | “             |         |          | 311          |         |          |
| “ dried.....               | “             |         |          |              |         |          |
| Whiting.....               | “             |         |          |              |         | 1,483    |
| Halibut.....               | “             |         |          |              |         |          |
| “ used fresh.....          | “             | 121     | 1,561    |              | 467     | 7,573    |
| “ canned.....              | Cases         |         |          | 121          |         | 467      |
| “ smoked.....              | Cwts.         |         |          |              |         |          |
| Flounders, Brill, etc..... | “             | 865     | 2,072    | 865          |         |          |
| Skate.....                 | “             | 377     | 557      | 377          |         |          |
| Soles.....                 | “             | 10      | 10       | 10           |         |          |
| Herring.....               | “             | 325,474 | 241,907  |              |         |          |
| “ used fresh.....          | “             |         |          |              | 180,553 | 78,363   |
| “ canned.....              | Cases         |         |          |              |         | 3,467    |
| “ smoked.....              | Cwts.         |         |          |              |         | 40,579   |
| “ dry-salted.....          | “             |         |          |              |         |          |
| “ pickled.....             | Bbbs.         |         |          |              |         | 3,411    |
| “ used as bait.....        | “             |         |          |              |         | 41,048   |
| “ fertilizer.....          | “             |         |          |              |         | 60,438   |
| Mackerel.....              | Cwts.         | 13,861  | 42,554   |              |         |          |
| “ used fresh.....          | “             |         |          |              | 55,914  | 173,859  |
| “ canned.....              | Cases         |         |          |              |         | 18,399   |
| “ salted.....              | Bbbs.         |         |          |              |         |          |
| Sardines.....              | “             | 269,653 | 537,936  |              |         |          |
| “ canned.....              | Cases         |         |          |              | 75      | 195      |
| “ sold fresh.....          | Bbbs.         |         |          |              |         |          |
| Pilchards.....             | Cwts.         |         |          |              |         | 75       |
| “ used fresh.....          | “             |         |          |              |         |          |
| “ canned.....              | Cases         |         |          |              |         |          |
| “ smoked.....              | Cwts.         |         |          |              |         |          |
| “ used as bait.....        | Bbbs.         |         |          |              |         |          |
| “ salted.....              | “             |         |          |              |         |          |
| Alewives.....              | Cwts.         | 20,430  | 16,350   |              |         |          |
| “ used fresh.....          | “             |         |          |              | 25      | 75       |
| “ smoked.....              | “             |         |          | 5,585        |         | 25       |
| “ salted.....              | Bbbs.         |         |          | 800          |         |          |
|                            |               |         |          | 4,415        |         |          |

RETURN showing, by Provinces, the Quantities and Values of all Sea Fish caught and landed in a GREEN STATE, and the estimated proportion of the catch MARKETED, or intended to be marketed, in a fresh, pickled, canned, etc., state, during the twelve months ended December 31, 1924.

| KINDS OF FISH             | NEW BRUNSWICK |        |           | QUEBEC       |           |          |
|---------------------------|---------------|--------|-----------|--------------|-----------|----------|
|                           | Caught Fresh  |        | Marketed  | Caught Fresh |           | Marketed |
|                           | Quantity      | Value  | Quantity  | Quantity     | Value     | Quantity |
| Salmon.....               | Cwts.         | 33,062 | 364,391   |              |           |          |
| " used fresh.....         | "             |        |           | 33,062       |           | 9,971    |
| " canned.....             | Cases         |        |           |              |           | 1,392    |
| " smoked.....             | Cwts.         |        |           |              |           |          |
| " dry-salted.....         | "             |        |           |              |           |          |
| " mild cured.....         | "             |        |           |              |           |          |
| " pickled.....            | "             |        |           |              |           | 1,718    |
| Shad.....                 | "             | 4,483  | 30,499    | 24           | 72        |          |
| " used fresh.....         | "             |        |           | 4,186        |           | 24       |
| " salted.....             | Bbls.         |        |           | 99           |           |          |
| Smelts.....               | Cwts.         | 61,782 | 585,338   | 61,782       | 1,151     | 7,970    |
| Albacore.....             | "             |        |           |              |           | 1,151    |
| " used fresh.....         | "             |        |           |              |           |          |
| " canned.....             | Cases         |        |           |              |           |          |
| Caplin, used as bait..... | Bbls.         |        |           | 2,970        | 4,501     | 2,970    |
| Octopus.....              | Cwts.         |        |           |              |           |          |
| Oulachons.....            | "             |        |           |              |           |          |
| Squid, used as bait.....  | Bbls.         |        |           | 1,223        | 1,474     | 1,223    |
| Swordfish.....            | Cwts.         |        |           |              |           |          |
| Tom Cod.....              | "             | 13,345 | 18,767    | 13,345       |           |          |
| Clams and Quahaugs.....   | Bbls.         | 34,170 | 51,963    | 2,425        | 13,210    |          |
| " used fresh.....         | "             |        |           | 16,731       |           | 2,425    |
| " canned.....             | Cases         |        |           | 16,421       |           |          |
| Scallops.....             | Bbls.         | 2,041  | 12,329    | 981          | 7,564     |          |
| " shelled.....            | Gals.         |        |           | 4,083        |           | 1,934    |
| " canned.....             | Cases         |        |           |              |           | 7        |
| Crabs.....                | Cwts.         |        |           |              |           |          |
| " canned.....             | Cases         |        |           |              |           |          |
| Lobsters.....             | Cwts.         | 68,404 | 738,790   | 21,557       | 124,422   |          |
| " shipped in shell.....   | "             |        |           | 21,901       |           | 447      |
| " canned.....             | Cases         |        |           | 26,685       |           | 10,554   |
| " tomalley.....           | Cases         |        |           |              |           |          |
| Oysters.....              | Bbls.         | 17,422 | 78,434    | 17,422       |           |          |
| Shrimps.....              | Cwts.         |        |           |              |           |          |
| Winkles.....              | "             | 348    | 1,276     | 348          |           |          |
| Cockles.....              | "             |        |           |              |           |          |
| Mussels.....              | "             |        |           |              |           |          |
| Catfish.....              | "             |        |           |              |           |          |
| Total value.....          |               |        | 3,239,138 |              | 1,193,626 |          |

RETURN showing, by Provinces, the Quantities and Values of all Sea Fish caught and landed in a GREEN STATE, and the estimated proportion of the catch MARKETED, or intended to be marketed, in a fresh, pickled, canned, etc., state, during the twelve months ended December 31, 1924.

| KINDS OF FISH              | BRITISH COLUMBIA |           |           |
|----------------------------|------------------|-----------|-----------|
|                            | Caught Fresh     |           | Marketed  |
|                            | Quantity         | Value     | Quantity  |
|                            |                  | \$        |           |
| Cod.....                   | Cwts.            | 25,877    | 185,864   |
| " used fresh.....          | "                |           |           |
| " canned.....              | Cases            |           | 25,873    |
| " green-salted.....        | Cwts.            |           |           |
| " smoked.....              | "                |           |           |
| " smoked fillets.....      | "                |           | 1         |
| " boneless.....            | "                |           |           |
| " dried.....               | "                |           |           |
| Black Cod.....             | "                | 8,384     | 51,097    |
| " used fresh.....          | "                |           | 7,122     |
| " green-salted.....        | "                |           | 40        |
| " smoked.....              | "                |           | 589       |
| " dried.....               | "                |           |           |
| Red and Rock Cod, etc..... | "                | 9,466     | 45,861    |
| " used fresh.....          | "                |           | 9,466     |
| " green-salted.....        | "                |           |           |
| " smoked.....              | "                |           |           |
| Haddock.....               | "                |           |           |
| " used fresh.....          | "                |           |           |
| " canned.....              | Cases            |           |           |
| " smoked.....              | Cwts.            |           |           |
| " green-salted.....        | "                |           |           |
| " smoked fillets.....      | "                |           |           |
| " dried.....               | "                |           |           |
| Hake and Cusk.....         | "                | 1         | 10        |
| " used fresh.....          | "                |           | 1         |
| " green-salted.....        | "                |           |           |
| " smoked.....              | "                |           |           |
| " smoked fillets.....      | "                |           |           |
| " dried.....               | "                |           |           |
| Pollock.....               | "                |           |           |
| " used fresh.....          | "                |           |           |
| " green-salted.....        | "                |           |           |
| " smoked fillets.....      | "                |           |           |
| " dried.....               | "                |           |           |
| Whiting.....               | "                | 65        | 269       |
| Halibut.....               | "                | 322,007   | 3,827,214 |
| " used fresh.....          | "                |           | 321,982   |
| " canned.....              | Cases            |           |           |
| " smoked.....              | Cwts.            |           | 13        |
| Flounders, Brill, etc..... | "                | 391       | 1,661     |
| Skate.....                 | "                | 681       | 2,410     |
| Soles.....                 | "                | 4,173     | 27,225    |
| Herring.....               | "                | 1,100,806 | 1,302,502 |
| " used fresh.....          | "                |           | 13,596    |
| " canned.....              | Cases            |           |           |
| " smoked.....              | Cwts.            |           | 2,724     |
| " dry-salted.....          | "                |           | 826,228   |
| " pickled.....             | Bbbs.            |           |           |
| " used as bait.....        | "                |           | 24,497    |
| " fertilizer.....          | "                |           |           |
| Mackerel.....              | Cwts.            |           |           |
| " used fresh.....          | "                |           |           |
| " canned.....              | Cases            |           |           |
| " salted.....              | Bbbs.            |           |           |
| Sardines.....              | "                |           |           |
| " canned.....              | Cases            |           |           |
| " sold fresh.....          | Bbbs.            |           |           |
| Pilchards.....             | Cwts.            | 29,191    | 28,995    |
| " used fresh.....          | "                |           | 8         |
| " canned.....              | Cases            |           | 13,603    |
| " smoked.....              | Cwts.            |           |           |
| " used as bait.....        | Bbbs.            |           | 2,197     |
| " salted.....              | "                |           | 9,256     |
| Alewives.....              | Cwts.            |           |           |
| " used fresh.....          | "                |           |           |
| " smoked.....              | "                |           |           |
| " salted.....              | Bbbs.            |           |           |



RETURN showing, by Provinces, the Quantities and Values of all Sea Fish caught and landed in a GREEN STATE, and the estimated proportion of the catch MARKETED, or intended to be marketed, in a fresh, pickled, canned, etc., state, during the twelve months ended December 31, 1924.

| KINDS OF FISH             | BRITISH COLUMBIA |           |            |           |
|---------------------------|------------------|-----------|------------|-----------|
|                           | Caught Fresh     |           | Marketed   |           |
|                           | Quantity         | Value     | Quantity   |           |
|                           |                  | \$        |            |           |
| Salmon.....               | Cwts.            | 1,629,114 | 5,368,359  |           |
| " used fresh.....         | "                |           |            | 242,373   |
| " canned.....             | Cases            |           |            | 1,514,034 |
| " smoked.....             | Cwts.            |           |            | 482       |
| " dry-salted.....         | "                |           |            | 69,463    |
| " mild cured.....         | "                |           |            | 16,931    |
| " pickled.....            | "                |           |            | 1,337     |
| Shad.....                 | "                |           |            |           |
| " used fresh.....         | "                |           |            |           |
| " salted.....             | Bbbs.            |           |            |           |
| Smelts.....               | Cwts.            | 1,141     | 13,420     | 1,141     |
| Albacore.....             | "                |           |            |           |
| " used fresh.....         | "                |           |            |           |
| " canned.....             | Cases            |           |            |           |
| Caplin, used as bait..... | Bbbs.            |           |            |           |
| Octopus.....              | Cwts.            | 337       | 3,347      | 337       |
| Oulachons.....            | "                | 987       | 3,530      | 987       |
| Squid, used as bait.....  | Bbbs.            |           |            |           |
| Swordfish.....            | Cwts.            |           |            |           |
| Tom Cod.....              | "                | 36        | 249        | 36        |
| Clams and Quahaugs.....   | Bbbs.            | 13,034    | 31,639     |           |
| " used fresh.....         | "                |           |            | 4,267     |
| " canned.....             | Cases            |           |            | 8,767     |
| Scallops.....             | Bbbs.            |           |            |           |
| " shelled.....            | Gals.            |           |            |           |
| " canned.....             | Cases            |           |            |           |
| Crabs.....                | Cwts.            | 5,538     | 38,330     | 5,538     |
| " canned.....             | Cases            |           |            |           |
| Lobsters.....             | Cwts.            |           |            |           |
| " shipped in shell.....   | "                |           |            |           |
| " canned.....             | Cases            |           |            |           |
| " tomalley.....           | "                |           |            |           |
| Oysters.....              | Bbbs.            | 1,471     | 24,752     | 1,471     |
| Shrimps.....              | Cwts.            | 2,616     | 41,169     | 2,616     |
| Winkles.....              | "                |           |            |           |
| Cockles.....              | "                |           |            |           |
| Mussels.....              | "                |           |            |           |
| Catfish.....              | "                |           |            |           |
| Total value.....          |                  |           | 10,997,903 |           |

SUMMARY of the Quantities and Values of all Sea Fish caught and landed in a Fresh or Green State; and an estimate of the Quantities Marketed, or intended to be marketed, fresh, dried, pickled, canned, etc., in the WHOLE OF CANADA, for the TWELVE MONTHS ended DECEMBER 31, 1924.

TOTALS  
for the TWELVE MONTHS  
ended DECEMBER 31, 1923.

| KINDS OF FISH              | Caught Fresh |           | Marketed  | Caught Fresh |           | Marketed |
|----------------------------|--------------|-----------|-----------|--------------|-----------|----------|
|                            | Quantity     | Value     | Quantity  | Quantity     | Value     | Quantity |
|                            |              | \$        |           |              | \$        |          |
| Cod.....                   | Cwts.        | 1,836,373 | 3,987,643 | 1,715,709    | 2,760,392 |          |
| " used fresh.....          |              |           |           |              |           |          |
| " canned.....              | Cases        |           | 201,315   |              |           | 147,302  |
| " green-salted.....        | Cwts.        |           | 939       |              |           | 1,838    |
| " smoked.....              |              |           | 182,884   |              |           | 133,952  |
| " smoked fillets.....      |              |           | 499       |              |           | 10,928   |
| " boneless.....            |              |           | 21,110    |              |           | 15,281   |
| " dried.....               |              |           | 3,322     |              |           | 6,363    |
| Black Cod.....             |              | 8,384     | 51,097    | 9,415        | 58,913    | 403,596  |
| " used fresh.....          |              |           |           |              |           |          |
| " green-salted.....        |              |           | 7,122     |              |           | 8,260    |
| " smoked.....              |              |           | 40        |              |           |          |
| " dried.....               |              |           | 559       |              |           | 578      |
| Red and Rock Cod, etc..... |              | 9,466     | 45,861    | 4,788        | 24,982    | 4,788    |
| " used fresh.....          |              |           |           |              |           |          |
| " green-salted.....        |              |           |           |              |           |          |
| " smoked.....              |              |           |           |              |           |          |
| Haddock.....               |              | 336,114   | 610,641   | 304,424      | 494,894   |          |
| " used fresh.....          |              |           |           |              |           |          |
| " canned.....              | Cases        |           | 165,027   |              |           | 149,783  |
| " smoked.....              | Cwts.        |           | 4,704     |              |           | 4,076    |
| " green-salted.....        |              |           | 40,006    |              |           | 42,817   |
| " smoked fillets.....      |              |           | 13,038    |              |           | 10,693   |
| " dried.....               |              |           | 5,082     |              |           | 3,834    |
| Hake and Cusk.....         |              | 176,530   | 164,394   | 13,833       |           | 9,362    |
| " used fresh.....          |              |           |           | 88,968       | 64,187    |          |
| " canned.....              | Cases        |           | 24,282    |              |           | 6,254    |
| " green-salted.....        | Cwts.        |           |           |              |           | 152      |
| " smoked.....              |              |           | 43,585    |              |           | 22,173   |
| " smoked fillets.....      |              |           |           |              |           | 191      |
| " dried.....               |              |           | 5,447     |              |           | 5,702    |
| Pollock.....               |              | 53,892    | 70,420    | 16,219       |           | 6,869    |
| " used fresh.....          |              |           |           | 70,121       | 62,221    |          |
| " green-salted.....        |              |           |           |              |           | 17,920   |
| " smoked fillets.....      |              |           |           |              |           | 13,612   |
| " dried.....               |              |           |           |              |           | 92       |
| Whiting.....               |              | 65        | 269       | 10,556       |           | 8,302    |
| Halibut.....               |              | 319,128   | 4,162,736 | 65           | 96        | 96       |
| " used fresh.....          |              |           |           | 326,651      | 4,190,416 |          |
| " canned.....              | Cases        |           |           |              |           | 326,581  |
| " smoked.....              | Cwts.        |           |           |              |           | 30       |
| Flounders, Brill, etc..... |              | 6,937     | 9,652     | 13           |           | 2        |
| Skate.....                 |              | 1,181     | 3,090     | 6,937        | 7,723     | 7,723    |
| Soles.....                 |              | 6,170     | 30,932    | 1,181        | 1,632     | 1,632    |
| Herring.....               |              | 1,908,753 | 1,951,703 | 6,170        | 3,628     | 3,628    |
| " used fresh.....          |              |           |           | 1,634,338    | 1,620,449 |          |
| " canned.....              | Cases        |           |           |              |           | 70,001   |
| " smoked.....              | Cwts.        |           |           |              |           | 5,005    |
| " dry-salted.....          |              |           |           |              |           | 45,978   |
| " pickled.....             | Bbbs.        |           |           |              |           | 742,774  |
| " used as bait.....        |              |           |           |              |           | 21,721   |
| " fertilizer.....          |              |           |           |              |           | 165,133  |
| Mackerel.....              | Cwts.        | 190,949   | 647,015   | 85,095       |           | 72,465   |
| " used fresh.....          |              |           |           | 134,405      | 379,075   |          |
| " canned.....              | Cases        |           |           |              |           | 68,911   |
| " salted.....              | Bbbs.        |           |           |              |           | 51       |
| Sardines.....              |              | 269,728   | 538,131   | 29,604       |           | 21,817   |
| " canned.....              | Cases        |           |           |              |           |          |
| " sold fresh.....          | Bbbs.        |           |           | 134,736      | 393,881   | 135,296  |
| Pilchards.....             | Cwts.        | 29,191    | 28,995    | 226,350      |           | 106,397  |
| " used fresh.....          |              |           |           |              |           |          |
| " canned.....              | Cases        |           |           | 8            |           | 3,300    |
| " smoked.....              | Cwts.        |           |           | 13,603       |           | 11,270   |
| " used as bait.....        | Bbbs.        |           |           |              |           |          |
| " salted.....              |              |           |           | 2,197        |           | 1,619    |
|                            |              |           |           | 9,256        |           |          |

SUMMARY of the Quantities and Values of all Sea Fish caught and landed in a Fresh or Green State; and an estimate of the Quantities Marketed, or intended to be marketed, fresh, dried, pickled, canned, etc., in the WHOLE OF CANADA, for the TWELVE MONTHS ended DECEMBER 31, 1924.

TOTALS  
for the TWELVE MONTHS  
ended DECEMBER 31, 1923.

| KINDS OF FISH                   | Caught Fresh |            | Marketed  | Caught Fresh |            | Marketed  |
|---------------------------------|--------------|------------|-----------|--------------|------------|-----------|
|                                 | Quantity     | Value      | Quantity  | Quantity     | Value      | Quantity  |
|                                 |              | \$         |           |              | \$         |           |
| Alewives..... Cwts.             | 31,586       | 30,490     |           | 50,651       | 45,138     |           |
| “ used fresh..... “             |              |            | 11,095    |              |            | 14,739    |
| “ smoked..... “                 |              |            | 1,688     |              |            | 2,085     |
| “ salted..... Bbls.             |              |            | 5,705     |              |            | 10,580    |
| Salmon..... Cwts.               | 1,686,053    | 5,987,086  |           | 1,559,658    | 6,244,378  |           |
| “ used fresh..... “             |              |            | 295,304   |              |            | 304,764   |
| “ canned..... Cases             |              |            | 1,515,554 |              |            | 1,304,553 |
| “ smoked..... Cwts.             |              |            | 565       |              |            | 107       |
| “ dry-salted..... “             |              |            | 69,468    |              |            | 107,380   |
| “ mild cured..... “             |              |            | 16,931    |              |            | 14,677    |
| “ pickled..... “                |              |            | 3,055     |              |            | 2,077     |
| Shad..... “                     | 5,380        | 39,166     |           | 3,418        | 31,565     |           |
| “ used fresh..... “             |              |            | 4,807     |              |            | 3,007     |
| “ salted..... Bbls.             |              |            | 190       |              |            | 137       |
| Smelts..... Cwts.               | 86,573       | 797,029    | 86,573    | 60,827       | 642,972    | 60,827    |
| Albacore..... “                 | 1,694        | 2,990      |           | 3,310        | 7,714      |           |
| “ used fresh..... “             |              |            | 1,694     |              |            | 3,310     |
| “ canned..... Cases             |              |            |           |              |            |           |
| Caplin, used as bait..... Bbls. | 3,060        | 4,731      | 3,060     | 6,970        | 7,835      | 6,970     |
| Octopus..... Cwts.              | 337          | 3,347      | 337       | 664          | 5,181      | 664       |
| Oulachons..... “                | 987          | 3,530      | 987       | 438          | 2,406      | 438       |
| Squid, used as bait..... Bbls.  | 3,828        | 8,889      | 3,828     | 8,804        | 24,656     | 8,804     |
| Swordfish..... Cwts.            | 5,574        | 60,436     | 5,574     | 13,672       | 86,671     | 13,672    |
| Tom Cod..... “                  | 14,934       | 21,662     | 14,934    | 14,865       | 16,477     | 14,865    |
| Clams and Quahaugs..... Bbls.   | 54,218       | 104,994    |           | 37,928       | 82,030     |           |
| “ used fresh..... “             |              |            | 26,445    |              |            | 16,728    |
| “ canned..... Cases             |              |            | 26,755    |              |            | 20,379    |
| Scallops..... Bbls.             | 10,525       | 65,813     |           | 14,198       | 83,688     |           |
| “ shelled..... Gals.            |              |            | 20,556    |              |            | 27,821    |
| “ canned..... Cases             |              |            | 223       |              |            | 176       |
| Crabs..... Cwts.                | 5,573        | 38,400     |           | 6,411        | 34,375     |           |
| “ used fresh..... “             |              |            | 5,538     |              |            | 6,297     |
| “ Canned..... Cases             |              |            | 5         |              |            | 57        |
| Lobsters..... Cwts.             | 265,462      | 2,743,814  |           | 372,023      | 4,242,613  |           |
| “ shipped in shell..... “       |              |            | 63,222    |              |            | 79,121    |
| “ canned..... Cases             |              |            | 101,215   |              |            | 146,436   |
| “ tomalley..... “               |              |            | 771       |              |            | 1,454     |
| Oysters..... Bbls.              | 29,011       | 163,573    | 29,011    | 22,982       | 137,661    | 22,982    |
| Shrimps..... Cwts.              | 2,616        | 41,169     | 2,616     | 1,414        | 17,152     | 1,414     |
| Winkles..... “                  | 1,212        | 2,538      | 1,122     | 1,606        | 2,841      | 1,606     |
| Cockles..... “                  |              |            |           |              |            |           |
| Mussels..... “                  | 25           | 17         | 25        | 106          | 111        | 106       |
| Catfish..... “                  |              |            |           | 17           | 17         | 17        |
| Total value.....                |              | 22,422,253 |           |              | 21,831,022 |           |

## UNITED STATES

## ATLANTIC COAST

(From reports of the Bureau of Fisheries, Department of Commerce.)

The quantities of the chief kinds of fish landed at Boston and Gloucester, Mass., and Portland, Maine, by United States fishing vessels during the eleven months ended November 30, 1924, and those landed during the corresponding period in the preceding year were as follow:—

| Kinds of Fish                              | 1924    | 1923    |
|--|---------|---------|
|  | Cwts.   | Cwts.   |
| Cod, fresh.....                            | 554,920 | 513,198 |
| “ salted.....                              | 23,507  | 78,804  |
| Cusk, fresh.....                           | 29,574  | 25,168  |
| “ salted.....                              | 615     | 874     |
| Haddock, fresh.....                        | 722,021 | 658,926 |
| “ salted.....                              | 48      | 433     |
| Hake, fresh.....                           | 64,610  | 64,644  |
| “ salted.....                              | 218     | 213     |
| Pollock, fresh.....                        | 44,749  | 40,885  |
| “ salted.....                              | 183     | 383     |
| Halibut, fresh.....                        | 88,684  | 48,343  |
| “ salted.....                              | 5       | 15      |
| Mackerel, fresh.....                       | 84,587  | 105,387 |
| “ salted.....                              | 12,832  | 9,709   |
| Other fish, fresh (including Herring)..... | 82,761  | 64,223  |
| “ salted.....                              | 9,571   | 4,621   |

## PACIFIC COAST

The quantities of the chief kinds of fish landed at Seattle, Washington, by United States fishing vessels during the eleven months ended November 30, 1924, and those landed during the corresponding period in the preceding year, were as follow:—

| Kinds of Fish                              | 1924    | 1923    |
|--|---------|---------|
|  | Cwts.   | Cwts.   |
| Halibut, fresh.....                        | 73,629  | 73,631  |
| Black Cod (Sable fish), fresh.....         | 20,283  | 20,894  |
| Ling Cod, fresh.....                       | 4,434   | 1,941   |
| TAKEN IN PUGET SOUND BY COLLECTING VESSELS |         |         |
| Herring.....                               | 2,486   | 2,180   |
| Salmon.....                                | 163,130 | 157,112 |
| Trout.....                                 | 888     | 1,854   |
| Crabs.....                                 | 4,526   | 4,769   |

## ENGLAND AND WALES

(From monthly reports of the Board of Agriculture and Fisheries.)

The total quantity of fish landed in England and Wales during the eleven months ended November 30, 1924, was 12,860,413 cwts., valued at \$71,544,680, while that landed during the corresponding period in the preceding year was 10,817,683 cwts., valued at \$66,529,160.

The value of shellfish is included, but the weight is not.

The quantities of the chief kinds landed during the eleven months this year, and those landed during the corresponding period last year, were as follows:—

| Kinds of Fish                | 1924       | 1923       |
|------------------------------|------------|------------|
|                              | Cwts.      | Cwts.      |
| Cod.....                     | 2,451,874  | 1,927,514  |
| Haddock.....                 | 1,640,844  | 1,925,548  |
| Hake.....                    | 739,025    | 638,815    |
| Ling.....                    | 138,060    | 152,440    |
| Saith (Coalfish).....        | 325,939    | 277,075    |
| Halibut.....                 | 132,554    | 147,264    |
| Skate.....                   | 303,504    | 412,276    |
| Whiting.....                 | 288,337    | 280,510    |
| Soles, Brill and Turbot..... | 138,916    | 169,639    |
| Plaice.....                  | 596,108    | 638,108    |
| Herring.....                 | 4,569,822  | 2,885,898  |
| Mackerel.....                | 209,783    | 231,209    |
| Lobsters (Number).....       | 730,700    | 765,400    |
| Oysters ".....               | 15,039,600 | 15,533,000 |

## SCOTLAND

(From monthly reports of the Fishery Board.)

The total quantity of fish landed in Scotland during the eleven months ended November 30, 1924, was 6,687,879 cwts., valued at \$22,311,875, while that landed during the corresponding period in the preceding year was 5,152,293 cwts., valued at \$16,294,490.

The value of shellfish is included, but the weight is not.

The quantities of the chief kinds landed during the eleven months this year, and those landed during the corresponding period last year, were as follows:—

| Kinds of Fish          | 1924      | 1923      |
|------------------------|-----------|-----------|
|                        | Cwts.     | Cwts.     |
| Cod.....               | 509,231   | 485,233   |
| Haddock.....           | 699,073   | 671,439   |
| Hake.....              | 41,271    | 25,691    |
| Saith (Coalfish).....  | 108,457   | 92,710    |
| Ling.....              | 123,607   | 111,093   |
| Halibut.....           | 65,540    | 62,520    |
| Plaice.....            | 53,743    | 48,390    |
| Skate.....             | 146,171   | 140,704   |
| Herring.....           | 4,382,866 | 3,170,368 |
| Mackerel.....          | 32,312    | 25,802    |
| Lobsters (Number)..... | 936,770   | 855,698   |
| Oysters ".....         | 77,875    | 87,632    |

## IRELAND

(From monthly reports of the Ministry of Fisheries.)

The total quantity of fish landed in Ireland during the eleven months ended November 30, 1924, was 304,336 cwts., valued at \$1,447,065; while that landed during the corresponding period in the preceding year was 221,478 cwts., valued at \$1,116,520.

The value of shellfish is included, but the weight is not.

The quantities of the chief kinds landed during the eleven months this year, and those landed during the corresponding period last year, were as follows:—


| Kinds of Fish                | 1924    | 1923    |
|------------------------------|---------|---------|
|                              | Cwts.   | Cwts.   |
| Cod.....                     | 14,742  | 16,393  |
| Haddock.....                 | 1,951   | 3,968   |
| Hake.....                    | 4,196   | 4,713   |
| Ling.....                    | 863     | 1,379   |
| Soles, Brill and Turbot..... | 1,938   | 2,020   |
| Plaice.....                  | 9,985   | 9,575   |
| Skate.....                   | 7,363   | 6,001   |
| Herring.....                 | 164,987 | 105,836 |
| Mackerel.....                | 66,258  | 38,123  |
| Lobsters (Number).....       | 532,130 | 483,288 |
| Oysters.....                 | 36,090  | 56,860  |

## NEWFOUNDLAND

(From Monthly Reports of Newfoundland Customs Department.)

Statement of Dry Cod fish exported from the colony of Newfoundland for the ten months ended October 31st, 1924, and the corresponding period in the preceding year.

| Country of Destination     | 1924    | 1923    |
|----------------------------|---------|---------|
|                            | cwts.   | cwts.   |
| United Kingdom.....        | 24,388  | 40,085  |
| Canada.....                | 31,649  | 10,978  |
| B. W. Indies.....          | 82,767  | 102,279 |
| Brazil.....                | 94,144  | 107,655 |
| Costa Rica.....            | 76      | 62      |
| Foreign West Indies.....   | 58,466  | 55,832  |
| Greece.....                | 30,365  | 19,735  |
| Italy.....                 | 141,735 | 101,863 |
| Portugal.....              | 161,268 | 271,574 |
| Spain.....                 | 209,234 | 216,184 |
| United States.....         | 11,506  | 19,602  |
| Madeira.....               | 3,956   | 2,626   |
| Panama.....                | .....   | 69      |
| Malta.....                 | 1,036   | 380     |
| Turkey.....                | 200     | .....   |
| Gold Coast.....            | 6       | .....   |
| Gibraltar for Orders.....  | 4,284   | 17,103  |
| Pickled fish exported..... | 16,816  | 23,656  |



Jan. - Mar. 1925

MARINE AND FISHERIES DEPARTMENT

FISHERIES BRANCH

CANADA

# QUARTERLY BULLETIN

OF

# SEA FISHERY STATISTICS

The values herein shown are based on the prices of the various kinds when first brought to land by the fishermen. The figures contained in this Quarterly Bulletin are subject to revision and change before publication in the Annual Statistical Report.

J. S. COWIE

PERIOD: JANUARY-MARCH, 1925

ISSUED BY THE AUTHORITY OF THE MINISTER

HON. P. J. A. CARDIN

**FISHERIES' LIBRARY**

OTTAWA

F. A. ACLAND

PRINTER TO THE KING'S MOST EXCELLENT MAJESTY

1925



**NOTE.**

The values herein shown are based on the prices of the various kinds when first brought to land by the fishermen. The figures contained in the Quarterly Bulletins are subject to revision and change before publication in the Annual Statistical Report.

J. J. COWIE,  
*Chief Statistical Officer.*

OTTAWA, May, 1925.

RETURN showing, by Provinces, the Quantities and Values of all Sea Fish caught and landed in a GREEN STATE, and the estimated proportion of the catch MARKETED, or intended to be marketed, in a fresh, pickled, canned, etc., state, during the three months ended March 31, 1925.

| KINDS OF FISH               | NOVA SCOTIA  |         |          | P. E. ISLAND |       |          |
|-----------------------------|--------------|---------|----------|--------------|-------|----------|
|                             | Caught Fresh |         | Marketed | Caught Fresh |       | Marketed |
|                             | Quantity     | Value   | Quantity | Quantity     | Value | Quantity |
|                             |              | \$      |          |              | \$    |          |
| Cod.....Cwts.               | 38,574       | 97,617  |          |              |       |          |
| " used fresh.....Cwts.      |              |         | 17,927   |              |       |          |
| " canned.....Cases          |              |         |          |              |       |          |
| " green-salted.....Cwts.    |              |         | 1,574    |              |       |          |
| " smoked....."              |              |         | 67       |              |       |          |
| " smoked fillets....."      |              |         | 5,787    |              |       |          |
| " boneless....."            |              |         |          |              |       |          |
| " dried....."               |              |         |          |              |       |          |
| Black Cod....."             |              |         |          |              |       |          |
| " used fresh....."          |              |         |          |              |       |          |
| " green-salted....."        |              |         |          |              |       |          |
| " smoked....."              |              |         |          |              |       |          |
| " dried....."               |              |         |          |              |       |          |
| Red and Rock Cod, etc....." |              |         |          |              |       |          |
| " used fresh....."          |              |         |          |              |       |          |
| " green-salted....."        |              |         |          |              |       |          |
| " smoked....."              |              |         |          |              |       |          |
| Haddock....."               | 71,823       | 174,293 |          |              |       |          |
| " used fresh....."          |              |         | 45,045   |              |       |          |
| " canned.....Cases          |              |         | 47       |              |       |          |
| " smoked.....Cwts.          |              |         | 3,579    |              |       |          |
| " green-salted....."        |              |         |          |              |       |          |
| " smoked fillets....."      |              |         | 6,514    |              |       |          |
| " dried....."               |              |         |          |              |       |          |
| Hake and Cusk....."         | 1,077        | 1,948   |          |              |       |          |
| " used fresh....."          |              |         | 417      |              |       |          |
| " green-salted....."        |              |         | 176      |              |       |          |
| " smoked....."              |              |         |          |              |       |          |
| " smoked fillets....."      |              |         | 102      |              |       |          |
| " dried....."               |              |         |          |              |       |          |
| Pollock....."               | 8,326        | 14,831  |          |              |       |          |
| " used fresh....."          |              |         | 3,725    |              |       |          |
| " green-salted....."        |              |         | 601      |              |       |          |
| " smoked fillets....."      |              |         |          |              |       |          |
| " dried....."               |              |         | 1,133    |              |       |          |
| Whiting....."               |              |         |          |              |       |          |
| Halibut....."               | 859          | 11,748  |          |              |       |          |
| " used fresh....."          |              |         | 859      |              |       |          |
| " canned.....Cases          |              |         |          |              |       |          |
| " smoked.....Cwts.          |              |         |          |              |       |          |
| Flounders, Brill, etc....." | 1,363        | 1,492   | 1,363    |              |       |          |
| Skate....."                 | 176          | 230     | 176      |              |       |          |
| Soles....."                 | 811          | 1,622   | 811      |              |       |          |
| Herring....."               |              |         |          |              |       |          |
| " used fresh....."          |              |         |          |              |       |          |
| " canned.....Cases          |              |         |          |              |       |          |
| " smoked.....Cwts.          |              |         |          |              |       |          |
| " dry-salted....."          |              |         |          |              |       |          |
| " pickled.....Bbls.         |              |         |          |              |       |          |
| " used as bait....."        |              |         |          |              |       |          |
| " fertilizer....."          |              |         |          |              |       |          |
| Mackrel.....Cwts.           |              |         |          |              |       |          |
| " used fresh....."          |              |         |          |              |       |          |
| " canned.....Cases          |              |         |          |              |       |          |
| " salted.....Bbls.          |              |         |          |              |       |          |
| Sardines....."              |              |         |          |              |       |          |
| " canned.....Cases          |              |         |          |              |       |          |
| " sold fresh.....Bbls.      |              |         |          |              |       |          |
| Pilchards.....Cwts.         |              |         |          |              |       |          |
| " used fresh....."          |              |         |          |              |       |          |
| " canned.....Cases          |              |         |          |              |       |          |
| " smoked.....Cwts.          |              |         |          |              |       |          |
| " used as bait.....Bbls.    |              |         |          |              |       |          |
| " salted....."              |              |         |          |              |       |          |
| Alewives.....Cwts.          |              |         |          |              |       |          |
| " used fresh....."          |              |         |          |              |       |          |
| " smoked....."              |              |         |          |              |       |          |
| " salted.....Bbls.          |              |         |          |              |       |          |

RETURN showing, by Provinces, the Quantities and Values of all Sea Fish caught and landed in a GREEN STATE, and the estimated proportion of the catch MARKETED, or intended to be marketed, in a fresh, pickled, canned, etc., state, during the three months ended March 31, 1925.

| KINDS OF FISH                  | NOVA SCOTIA  |         |          | P. E. ISLAND |        |          |
|--------------------------------|--------------|---------|----------|--------------|--------|----------|
|                                | Caught Fresh |         | Marketed | Caught Fresh |        | Marketed |
|                                | Quantity     | Value   | Quantity | Quantity     | Value  | Quantity |
|                                |              | \$      |          |              | \$     |          |
| Salmon.....Cwts.               | 2            | 135     | 2        |              |        |          |
| "  used fresh....."            |              |         |          |              |        |          |
| "  canned.....Cases            |              |         |          |              |        |          |
| "  smoked.....Cwts.            |              |         |          |              |        |          |
| "  dry-salted....."            |              |         |          |              |        |          |
| "  mild cured....."            |              |         |          |              |        |          |
| "  pickled....."               |              |         |          |              |        |          |
| Shad....."                     |              |         |          |              |        |          |
| "  used fresh....."            |              |         |          |              |        |          |
| "  salted.....Bbls.            |              |         |          |              |        |          |
| Smelts.....Cwts.               | 3,275        | 47,454  | 3,275    | 3,011        | 21,447 | 3,011    |
| Albacore....."                 |              |         |          |              |        |          |
| "  used fresh....."            |              |         |          |              |        |          |
| "  canned.....Cases            |              |         |          |              |        |          |
| Caplin, used as bait.....Bbls. |              |         |          | 50           | 150    | 50       |
| Octopus.....Cwts.              |              |         |          |              |        |          |
| Oulachons....."                |              |         |          |              |        |          |
| Squid, used as bait.....Bbls.  |              |         |          |              |        |          |
| Swordfish.....Cwts.            |              |         |          | 462          | 1,016  | 462      |
| Tom Cod....."                  |              |         |          |              |        |          |
| Clams and Quahaugs.....Bbls.   | 1,145        | 2,340   |          |              |        |          |
| "  used fresh....."            |              |         | 799      |              |        |          |
| "  canned.....Cases            |              |         | 346      |              |        |          |
| Scallops.....Bbls.             | 2,850        | 16,555  |          |              |        |          |
| "  shelled.....Gals.           |              |         | 5,635    |              |        |          |
| "  canned.....Cases            |              |         | 30       |              |        |          |
| Crabs.....Cwts.                |              |         |          |              |        |          |
| Lobsters.....Cwts.             | 15,824       | 251,426 |          |              |        |          |
| "  shipped in shell....."      |              |         | 9,418    |              |        |          |
| "  canned.....Cases            |              |         | 3,203    |              |        |          |
| "  tomalley....."              |              |         | 14       |              |        |          |
| Oysters.....Bbls.              |              |         |          |              |        |          |
| Shrimps.....Cwts.              |              |         |          |              |        |          |
| Winkles....."                  | 420          | 559     | 420      |              |        |          |
| Cockles....."                  |              |         |          |              |        |          |
| Mussels....."                  |              |         |          |              |        |          |
| Catfish....."                  | 285          | 359     | 285      |              |        |          |
| Total value.....               |              | 622,609 |          |              | 22,613 |          |

RETURN showing, by Provinces, the Quantities and Values of all Sea Fish caught and landed in a GREEN STATE, and the estimated proportion of the catch MARKETED, or intended to be marketed, in a fresh, pickled, canned, etc., state, during the three months ended March 31, 1925.

| KINDS OF FISH              | NEW BRUNSWICK |        |          | QUEBEC       |       |          |
|----------------------------|---------------|--------|----------|--------------|-------|----------|
|                            | Caught Fresh  |        | Marketed | Caught Fresh |       | Marketed |
|                            | Quantity      | Value  | Quantity | Quantity     | Value | Quantity |
|                            |               | \$     |          |              | \$    |          |
| Cod.....Cwts.              | 3,303         | 7,692  | 3,303    |              |       |          |
| “ used fresh.....          |               |        |          |              |       |          |
| “ canned.....Cases         |               |        |          |              |       |          |
| “ green-salted.....Cwts.   |               |        |          |              |       |          |
| “ smoked.....              |               |        |          |              |       |          |
| “ smoked fillets.....      |               |        |          |              |       |          |
| “ boneless.....            |               |        |          |              |       |          |
| “ dried.....               |               |        |          |              |       |          |
| Black Cod.....             |               |        |          |              |       |          |
| “ used fresh.....          |               |        |          |              |       |          |
| “ green-salted.....        |               |        |          |              |       |          |
| “ smoked.....              |               |        |          |              |       |          |
| “ dried.....               |               |        |          |              |       |          |
| Red and Rock Cod, etc.     |               |        |          |              |       |          |
| “ used fresh.....          |               |        |          |              |       |          |
| “ green-salted.....        |               |        |          |              |       |          |
| “ smoked.....              |               |        |          |              |       |          |
| Haddock.....               | 300           | 1,030  | 300      |              |       |          |
| “ used fresh.....          |               |        |          |              |       |          |
| “ canned.....Cases         |               |        |          |              |       |          |
| “ smoked.....Cwts.         |               |        |          |              |       |          |
| “ green-salted.....        |               |        |          |              |       |          |
| “ smoked fillets.....      |               |        |          |              |       |          |
| “ dried.....               |               |        |          |              |       |          |
| Hake and Cusk.....         |               |        |          |              |       |          |
| “ used fresh.....          |               |        |          |              |       |          |
| “ green-salted.....        |               |        |          |              |       |          |
| “ smoked.....              |               |        |          |              |       |          |
| “ smoked fillets.....      |               |        |          |              |       |          |
| “ dried.....               |               |        |          |              |       |          |
| Pollock.....               |               |        |          |              |       |          |
| “ used fresh.....          |               |        |          |              |       |          |
| “ green-salted.....        |               |        |          |              |       |          |
| “ smoked fillets.....      |               |        |          |              |       |          |
| “ dried.....               |               |        |          |              |       |          |
| Whiting.....               |               |        |          |              |       |          |
| Halibut.....               |               |        |          |              |       |          |
| “ used fresh.....          |               |        |          |              |       |          |
| “ canned.....Cases         |               |        |          |              |       |          |
| “ smoked.....Cwts.         |               |        |          |              |       |          |
| Flounders, Brill, etc..... | 231           | 704    | 231      |              |       |          |
| Skate.....                 |               |        |          |              |       |          |
| Soles.....                 |               |        |          |              |       |          |
| Herring.....               | 28,163        | 29,111 |          |              |       |          |
| “ used fresh.....          |               |        | 18,991   |              |       |          |
| “ canned.....Cases         |               |        |          |              |       |          |
| “ smoked.....Cwts.         |               |        | 4,536    |              |       |          |
| “ dry-salted.....          |               |        |          |              |       |          |
| “ pickled.....Bbls.        |               |        |          |              |       |          |
| “ used as bait.....        |               |        | 50       |              |       |          |
| “ fertilizer.....          |               |        |          |              |       |          |
| Mackerel.....Cwts.         |               |        |          |              |       |          |
| “ used fresh.....          |               |        |          |              |       |          |
| “ canned.....Cases         |               |        |          |              |       |          |
| “ salted.....Bbls.         |               |        |          |              |       |          |
| Sardines.....              |               |        |          |              |       |          |
| “ canned.....Cases         |               |        |          |              |       |          |
| “ sold fresh.....Bbls.     |               |        |          |              |       |          |
| Pilchards.....Cwts.        |               |        |          |              |       |          |
| “ used fresh.....          |               |        |          |              |       |          |
| “ canned.....Cases         |               |        |          |              |       |          |
| “ smoked.....Cwts.         |               |        |          |              |       |          |
| “ used as bait.....Bbls.   |               |        |          |              |       |          |
| “ salted.....              |               |        |          |              |       |          |
| Alewives.....Cwts.         | 224           | 560    | 224      |              |       |          |
| “ used fresh.....          |               |        |          |              |       |          |
| “ smoked.....              |               |        |          |              |       |          |
| “ salted.....Bbls.         |               |        |          |              |       |          |

RETURN showing, by Provinces, the Quantities and Values of all Sea Fish caught and landed in a GREEN STATE, and the estimated proportion of the catch MARKETED, or intended to be marketed, in a fresh, pickled, canned, etc., state, during the three months ended March 31, 1925.

| KINDS OF FISH                   | NEW BRUNSWICK |         |          | QUEBEC       |       |          |
|---------------------------------|---------------|---------|----------|--------------|-------|----------|
|                                 | Caught Fresh  |         | Marketed | Caught Fresh |       | Marketed |
|                                 | Quantity      | Value   | Quantity | Quantity     | Value | Quantity |
|                                 |               | \$      |          |              | \$    |          |
| Salmon..... Cwts.               |               |         |          |              |       |          |
| “ used fresh..... “             |               |         |          |              |       |          |
| “ canned..... Cases             |               |         |          |              |       |          |
| “ smoked..... Cwts.             |               |         |          |              |       |          |
| “ dry-salted..... “             |               |         |          |              |       |          |
| “ mild cured..... “             |               |         |          |              |       |          |
| “ pickled..... “                |               |         |          |              |       |          |
| Shad..... “                     |               |         |          |              |       |          |
| “ used fresh..... “             |               |         |          |              |       |          |
| “ salted..... Bbls.             |               |         |          |              |       |          |
| Smelts..... Cwts.               | 28,823        | 261,781 | 28,823   | 595          | 5,950 | 595      |
| Albacore..... “                 |               |         |          |              |       |          |
| “ used fresh..... “             |               |         |          |              |       |          |
| “ canned..... Cases             |               |         |          |              |       |          |
| Caplin, used as bait..... Bbls. |               |         |          |              |       |          |
| Octopus..... Cwts.              |               |         |          |              |       |          |
| Oulachons..... “                |               |         |          |              |       |          |
| Squid, used as bait..... Bbls.  |               |         |          |              |       |          |
| Swordfish..... Cwts.            |               |         |          |              |       |          |
| Tom Cod..... “                  | 4,727         | 6,982   | 4,727    |              |       |          |
| Clams and Quahaugs..... Bbls.   | 4,785         | 6,641   |          |              |       |          |
| “ used fresh..... “             |               |         | 1,588    |              |       |          |
| “ canned..... Cases             |               |         | 2,874    |              |       |          |
| Scallops..... Bbls.             | 1,096         | 6,832   |          |              |       |          |
| “ shelled..... Gals.            |               |         | 2,193    |              |       |          |
| “ canned..... Cases             |               |         |          |              |       |          |
| Crabs..... Cwts.                |               |         |          |              |       |          |
| “ canned..... Cases             |               |         |          |              |       |          |
| Lobsters..... Cwts.             | 376           | 12,590  |          |              |       |          |
| “ shipped in shell..... “       |               |         | 376      |              |       |          |
| “ canned..... Cases             |               |         |          |              |       |          |
| “ tomalley..... “               |               |         |          |              |       |          |
| Oysters..... Bbls.              | 846           | 3,826   | 846      |              |       |          |
| Shrimps..... Cwts.              |               |         |          |              |       |          |
| Winkles..... “                  | 262           | 1,120   | 262      |              |       |          |
| Cockles..... “                  |               |         |          |              |       |          |
| Mussels..... “                  |               |         |          |              |       |          |
| Catfish..... “                  |               |         |          |              |       |          |
| Total value.....                |               | 338,869 |          |              | 5,950 |          |

RETURN showing, by Provinces, the Quantities and Values of all Sea Fish caught and landed in a GREEN STATE, and the estimated proportion of the catch MARKETED, or intended to be marketed, in a fresh, pickled, canned, etc., state, during the three months ended March 31, 1925.

| KINDS OF FISH              | BRITISH COLUMBIA |         |          |
|----------------------------|------------------|---------|----------|
|                            | Caught Fresh     |         | Marketed |
|                            | Quantity         | Value   | Quantity |
|                            |                  | \$      |          |
| Cod.....                   | Cwts.            | 3,195   | 18,292   |
| “ used fresh.....          | “                |         |          |
| “ canned.....              | Cases            |         | 3,195    |
| “ green-salted.....        | Cwts.            |         |          |
| “ smoked.....              | “                |         |          |
| “ smoked fillets.....      | “                |         |          |
| “ boneless.....            | “                |         |          |
| “ dried.....               | “                |         |          |
| Black Cod.....             | “                | 408     | 2,731    |
| “ used fresh.....          | “                |         | 393      |
| “ green-salted.....        | “                |         |          |
| “ smoked.....              | “                |         | 7        |
| “ dried.....               | “                |         |          |
| Red and Rock Cod, etc..... | “                | 2,926   | 20,194   |
| “ used fresh.....          | “                |         | 2,926    |
| “ green-salted.....        | “                |         |          |
| “ smoked.....              | “                |         |          |
| Haddock.....               | “                |         |          |
| “ used fresh.....          | “                |         |          |
| “ canned.....              | Cases            |         |          |
| “ smoked.....              | Cwts.            |         |          |
| “ green-salted.....        | “                |         |          |
| “ smoked fillets.....      | “                |         |          |
| “ dried.....               | “                |         |          |
| Hake and Cusk.....         | “                |         |          |
| “ used fresh.....          | “                |         |          |
| “ green-salted.....        | “                |         |          |
| “ smoked.....              | “                |         |          |
| “ smoked fillets.....      | “                |         |          |
| “ dried.....               | “                |         |          |
| Pollock.....               | “                |         |          |
| “ used fresh.....          | “                |         |          |
| “ green-salted.....        | “                |         |          |
| “ smoked fillets.....      | “                |         |          |
| “ dried.....               | “                |         |          |
| Whiting.....               | “                |         |          |
| Halibut.....               | “                | 47,982  | 390,890  |
| “ used fresh.....          | “                |         | 47,982   |
| “ canned.....              | Cases            |         |          |
| “ smoked.....              | Cwts.            |         |          |
| Flounders, Brill, etc..... | “                | 197     | 869      |
| Skate.....                 | “                | 298     | 877      |
| Soles.....                 | “                | 1,451   | 9,761    |
| Herring.....               | “                | 733,082 | 569,394  |
| “ used fresh.....          | “                |         | 16,307   |
| “ canned.....              | Cases            |         |          |
| “ smoked.....              | Cwts.            |         | 308      |
| “ dry-salted.....          | “                |         | 532,905  |
| “ pickled.....             | Bbls.            |         | 12       |
| “ used as bait.....        | “                |         | 24,996   |
| “ fertilizer.....          | “                |         |          |
| Mackerel.....              | Cwts.            |         |          |
| “ used fresh.....          | “                |         |          |
| “ canned.....              | Cases            |         |          |
| “ salted.....              | Bbls.            |         |          |
| Sardines.....              | “                |         |          |
| “ canned.....              | Cases            |         |          |
| “ sold fresh.....          | Bbls.            |         |          |
| Pilchards.....             | Cwts.            |         |          |
| “ used fresh.....          | “                |         |          |
| “ canned.....              | Cases            |         |          |
| “ smoked.....              | Cwts.            |         |          |
| “ used as bait.....        | Bbls.            |         |          |
| “ salted.....              | “                |         |          |
| Alewives.....              | Cwts.            |         |          |
| “ used fresh.....          | “                |         |          |
| “ smoked.....              | “                |         |          |
| “ salted.....              | Bbls.            |         |          |

RETURN showing, by Provinces, the Quantities and Values of all Sea Fish caught and landed in a GREEN STATE, and the estimated proportion of the catch MARKETED, or intended to be marketed, in a fresh, pickled, canned, etc., state, during the three months ended March 31, 1925.

| KINDS OF FISH             | BRITISH COLUMBIA |       |           |       |
|---------------------------|------------------|-------|-----------|-------|
|                           | Caught Fresh     |       | Marketed  |       |
|                           | Quantity         | Value | Quantity  |       |
|                           |                  | \$    |           |       |
| Salmon.....               | Cwts.            | 6,884 | 100,618   |       |
| “ used fresh.....         | “                |       |           | 6,884 |
| “ canned.....             | Cases            |       |           |       |
| “ smoked.....             | Cwts.            |       |           |       |
| “ dry-salted.....         | “                |       |           |       |
| “ mild cured.....         | “                |       |           |       |
| “ pickled.....            | “                |       |           |       |
| Shad.....                 | “                | 32    | 224       |       |
| “ used fresh.....         | “                |       |           | 32    |
| “ salted.....             | Bbls.            |       |           |       |
| Smelts.....               | Cwts.            | 40    | 426       | 40    |
| Albacore.....             | “                |       |           |       |
| “ used fresh.....         | “                |       |           |       |
| “ canned.....             | Cases            |       |           |       |
| Caplin, used as bait..... | Bbls.            |       |           |       |
| Octopus.....              | Cwts.            | 132   | 954       | 132   |
| Oulachons.....            | “                | 38    | 256       | 38    |
| Squid, used as bait.....  | Bbls.            |       |           |       |
| Swordfish.....            | Cwts.            |       |           |       |
| Tom Cod.....              | “                | 8     | 48        | 8     |
| Clams and Quahaugs.....   | Bbls.            | 2,453 | 7,120     |       |
| “ used fresh.....         | “                |       |           | 399   |
| “ canned.....             | Cases            |       |           | 2,054 |
| Scallops.....             | Bbls.            |       |           |       |
| “ shelled.....            | Gals.            |       |           |       |
| “ canned.....             | Cases            |       |           |       |
| Crabs.....                | Cwts.            | 887   | 5,315     | 887   |
| “ canned.....             | Cases            |       |           |       |
| Lobsters.....             | Cwts.            |       |           |       |
| “ shipped in shell.....   | “                |       |           |       |
| “ canned.....             | Cases            |       |           |       |
| “ tomalley.....           | “                |       |           |       |
| Oysters.....              | Bbls.            | 249   | 3,601     | 249   |
| Shrimps.....              | Cwts.            | 217   | 2,924     | 217   |
| Winkles.....              | “                |       |           |       |
| Cockles.....              | “                |       |           |       |
| Mussels.....              | “                |       |           |       |
| Catfish.....              | “                |       |           |       |
| Total value.....          |                  |       | 1,134,494 |       |

SUMMARY of the Quantities and Values of all Sea Fish caught and landed in a Fresh or Green State; and an estimate of the Quantities Marketed, or intended to be marketed, fresh, dried, pickled, canned, etc., in the WHOLE OF CANADA, for the THREE MONTHS ended MARCH 31, 1925.

TOTALS  
for the THREE MONTHS  
ended MARCH 31, 1924.

| KINDS OF FISH               | Caught Fresh |         | Marketed | Caught Fresh |         | Marketed |
|-----------------------------|--------------|---------|----------|--------------|---------|----------|
|                             | Quantity     | Value   | Quantity | Quantity     | Value   | Quantity |
|                             |              | \$      |          |              | \$      |          |
| Cod.....Cwts.               | 45,072       | 123,601 |          | 55,741       | 142,806 |          |
| " used fresh....."          |              |         | 24,425   |              |         | 36,178   |
| " canned.....Cases          |              |         |          |              |         | 421      |
| " green-salted.....Cwts.    |              |         | 1,574    |              |         | 1,731    |
| " smoked....."              |              |         | 67       |              |         | 377      |
| " smoked fillets....."      |              |         | 5,787    |              |         | 3,867    |
| " boneless....."            |              |         |          |              |         | 182      |
| " dried....."               |              |         |          |              |         | 461      |
| Black Cod....."             | 408          | 2,731   |          | 536          | 4,822   |          |
| " used fresh....."          |              |         | 393      |              |         | 363      |
| " green-salted....."        |              |         |          |              |         |          |
| " smoked....."              |              |         | 7        |              |         | 86       |
| " dried....."               |              |         |          |              |         |          |
| Red and Rock Cod, etc....." | 2,926        | 20,194  |          | 2,546        | 13,023  |          |
| " used fresh....."          |              |         | 2,926    |              |         | 2,546    |
| " green-salted....."        |              |         |          |              |         |          |
| " smoked....."              |              |         |          |              |         |          |
| Haddock....."               | 72,123       | 175,323 |          | 58,349       | 137,576 |          |
| " used fresh....."          |              |         | 45,345   |              |         | 33,303   |
| " canned.....Cases          |              |         | 47       |              |         | 458      |
| " smoked.....Cwts.          |              |         | 3,579    |              |         | 7,777    |
| " green-salted....."        |              |         |          |              |         |          |
| " smoked fillets....."      |              |         | 6,514    |              |         | 563      |
| " dried....."               |              |         |          |              |         | 2,357    |
| Hake and Cusk....."         | 1,077        | 1,948   |          | 1,040        | 1,773   |          |
| " used fresh....."          |              |         | 417      |              |         | 650      |
| " canned.....Cases          |              |         | 176      |              |         | 38       |
| " green-salted.....Cwts.    |              |         |          |              |         |          |
| " smoked....."              |              |         |          |              |         |          |
| " smoked fillets....."      |              |         | 102      |              |         | 100      |
| " dried....."               |              |         |          |              |         | 5        |
| Pollock....."               | 8,326        | 14,831  |          | 2,501        | 4,013   |          |
| " used fresh....."          |              |         | 3,725    |              |         | 2,245    |
| " green-salted....."        |              |         | 601      |              |         | 98       |
| " smoked fillets....."      |              |         |          |              |         | 18       |
| " dried....."               |              |         | 1,133    |              |         | 2        |
| Whiting....."               |              |         |          | 15           | 86      | 15       |
| Halibut....."               | 48,841       | 402,638 |          | 59,479       | 793,979 |          |
| " used fresh....."          |              |         | 48,841   |              |         | 59,479   |
| " canned.....Cases          |              |         |          |              |         |          |
| " smoked.....Cwts.          |              |         |          |              |         |          |
| Flounders, Brill, etc....." | 1,791        | 3,065   | 1,791    | 1,580        | 2,179   | 1,580    |
| Skate....."                 | 474          | 1,107   | 474      | 160          | 513     | 160      |
| Soles....."                 | 2,262        | 11,383  | 2,262    | 1,456        | 10,460  | 1,456    |
| Herring....."               | 761,245      | 598,505 |          | 668,529      | 967,480 |          |
| " used fresh....."          |              |         | 35,298   |              |         | 9,462    |
| " canned.....Cases          |              |         |          |              |         |          |
| " smoked.....Cwts.          |              |         | 4,844    |              |         | 1,782    |
| " dry-salted....."          |              |         | 532,905  |              |         | 488,056  |
| " pickled.....Bbbs.         |              |         | 12       |              |         |          |
| " used as bait....."        |              |         | 25,046   |              |         | 22,726   |
| " fertilizer....."          |              |         |          |              |         |          |
| Mackerel.....Cwts.          |              |         |          |              |         |          |
| " used fresh....."          |              |         |          |              |         |          |
| " canned.....Cases          |              |         |          |              |         |          |
| " salted.....Bbbs.          |              |         |          | 740          | 740     |          |
| Sardines....."              |              |         |          |              |         | 1,000    |
| " canned.....Cases          |              |         |          |              |         | 540      |
| " sold fresh.....Bbbs.      |              |         |          |              |         |          |
| Pilchards.....Cwts.         |              |         |          | 4            | 76      |          |
| " used fresh....."          |              |         |          |              |         | 4        |
| " canned.....Cases          |              |         |          |              |         |          |
| " smoked.....Cwts.          |              |         |          |              |         |          |
| " used as bait.....Bbbs.    |              |         |          |              |         |          |
| " salted....."              |              |         |          |              |         |          |



SUMMARY of the Quantities and Values of all Sea Fish caught and landed in a Fresh or Green State; and an estimate of the Quantities Marketed, or intended to be marketed, fresh, dried, pickled, canned, etc., in the WHOLE OF CANADA, for the THREE MONTHS ended MARCH 31, 1925.

TOTALS  
for the THREE MONTHS  
ended MARCH 31, 1924.

| KINDS OF FISH                  | Caught Fresh |           | Marketed | Caught Fresh |           | Marketed |
|--------------------------------|--------------|-----------|----------|--------------|-----------|----------|
|                                | Quantity     | Value     | Quantity | Quantity     | Value     | Quantity |
|                                |              | \$        |          |              | \$        |          |
| Alewives.....Cwts.             | 224          | 560       |          |              |           |          |
| “ used fresh.....“             |              |           | 224      |              |           |          |
| “ smoked.....“                 |              |           |          |              |           |          |
| “ salted.....Bbls.             |              |           |          |              |           |          |
| Salmon.....Cwts.               | 6,886        | 100,753   | 6,886    | 5,754        | 84,633    | 5,754    |
| “ used fresh.....“             |              |           |          |              |           |          |
| “ canned.....Cases             |              |           |          |              |           |          |
| “ smoked.....Cwts.             |              |           |          |              |           |          |
| “ dry-salted.....“             |              |           |          |              |           |          |
| “ mild cured.....“             |              |           |          |              |           |          |
| “ pickled.....“                |              |           |          |              |           |          |
| Shad.....“                     | 32           | 224       |          |              |           |          |
| “ used fresh.....“             |              |           | 32       |              |           |          |
| “ salted.....Bbls.             |              |           |          |              |           |          |
| Smelts.....Cwts.               | 35,744       | 337,058   | 35,744   | 59,606       | 552,642   | 59,606   |
| Albacore.....“                 |              |           |          |              |           |          |
| “ used fresh.....“             |              |           |          |              |           |          |
| “ canned.....Cases             |              |           |          |              |           |          |
| Caplin, used as bait.....Bbls. | 50           | 150       | 50       |              |           |          |
| Octopus.....Cwts.              | 132          | 954       | 132      | 49           | 532       | 49       |
| Oulachons.....“                | 38           | 256       | 38       | 225          | 460       | 225      |
| Squid, used as bait.....Bbls.  |              |           |          |              |           |          |
| Swordfish.....Cwts.            |              |           |          |              |           |          |
| Tom Cod.....“                  | 5,197        | 8,046     | 5,197    | 7,639        | 12,146    | 7,639    |
| Clams and Quahaugs.....Bbls.   | 8,383        | 16,101    |          | 19,464       | 34,149    |          |
| “ used fresh.....“             |              |           | 2,876    |              |           | 11,570   |
| “ canned.....Cases             |              |           | 5,274    |              |           | 7,538    |
| Scallops.....Bbls.             | 3,946        | 23,387    |          | 3,402        | 21,977    |          |
| “ shelled.....Gals.            |              |           | 7,828    |              |           | 6,804    |
| “ canned.....Cases             |              |           | 30       |              |           |          |
| Crabs.....Cwts.                | 887          | 5,315     | 887      | 759          | 4,641     | 759      |
| “ used fresh.....“             |              |           |          |              |           |          |
| “ Canned.....Cases             |              |           |          |              |           |          |
| Lobsters.....Cwts.             | 16,200       | 264,016   |          | 6,511        | 135,607   |          |
| “ shipped in shell.....“       |              |           | 9,794    |              |           | 4,037    |
| “ canned.....Cases             |              |           | 3,203    |              |           | 1,237    |
| “ tomalley.....“               |              |           | 14       |              |           |          |
| Oysters.....Bbls.              | 1,095        | 7,427     | 1,095    | 1,158        | 13,754    | 1,158    |
| Shrimps.....Cwts.              | 217          | 2,924     | 217      | 206          | 3,309     | 206      |
| Winkles.....“                  | 682          | 1,679     | 682      | 358          | 651       | 358      |
| Cockles.....“                  |              |           |          |              |           |          |
| Mussels.....“                  |              |           |          | 10           | 7         | 10       |
| Catfish.....“                  | 285          | 359       | 285      |              |           |          |
| Total value.....               |              | 2,124,535 |          |              | 2,944,034 |          |

## UNITED STATES

## ATLANTIC COAST

(From reports of the Bureau of Fisheries, Department of Commerce.)

The quantities of the chief kinds of fish landed at Boston and Gloucester, Mass., and Portland, Maine, by United States fishing vessels during the two months ended February 28, 1925, and those landed during the corresponding period in the preceding year were as follow:—

| Kinds of Fish                              | 1925    | 1924    |
|--|---------|---------|
|  | Cwts.   | Cwts.   |
| Cod, fresh.....                            | 81,485  | 89,303  |
| “ salted.....                              | 280     | 76      |
| Cusk, fresh.....                           | 6,491   | 4,073   |
| “ salted.....                              |         |         |
| Haddock, fresh.....                        | 167,453 | 146,292 |
| “ salted.....                              |         |         |
| Hake, fresh.....                           | 5,673   | 10,804  |
| “ salted.....                              |         |         |
| Pollock, fresh.....                        | 4,176   | 5,129   |
| “ salted.....                              |         |         |
| Halibut, fresh.....                        | 1,767   | 933     |
| “ salted.....                              |         |         |
| Mackerel, fresh.....                       |         |         |
| “ salted.....                              |         |         |
| Other fish, fresh (including Herring)..... | 15,278  | 7,722   |
| “ salted.....                              | 2,780   | 7,771   |

## PACIFIC COAST

The quantities of the chief kinds of fish landed at Seattle, Washington, by United States fishing vessels during the two months ended February 28, 1925, and those landed during the corresponding period in the preceding year, were as follow:—

| Kinds of Fish                              | 1925  | 1924  |
|--|-------|-------|
|  | Cwts. | Cwts. |
| Halibut, fresh.....                        | 1,395 | 1,832 |
| Black Cod (Sable fish), fresh.....         | 48    | 421   |
| Ling Cod, fresh.....                       | 560   | 110   |
| TAKEN IN PUGET SOUND BY COLLECTING VESSELS |       |       |
| Herring.....                               | 3,700 | 616   |
| Salmon.....                                |       |       |
| Trout.....                                 |       |       |
| Crabs.....                                 | 1,254 | 1,452 |

## ENGLAND AND WALES

(From monthly reports of the Board of Agriculture and Fisheries.)

The total quantity of fish landed in England and Wales during the two months ended February 28, 1925, was 1,303,693 cwts., valued at \$11,234,660, while that landed during the corresponding period in the preceding year was 1,320,212 cwts., valued at \$11,101,825.

The value of shellfish is included, but the weight is not.

The quantities of the chief kinds landed during the two months this year, and those landed during the corresponding period last year, were as follows:—

| Kinds of Fish                | 1925      | 1924      |
|------------------------------|-----------|-----------|
|                              | Cwts.     | Cwts.     |
| Cod.....                     | 328,332   | 343,613   |
| Haddock.....                 | 246,665   | 232,528   |
| Hake.....                    | 86,743    | 76,934    |
| Ling.....                    | 9,962     | 12,991    |
| Saith (Coalfish).....        | 38,773    | 49,256    |
| Halibut.....                 | 10,205    | 12,238    |
| Skate.....                   | 53,465    | 79,562    |
| Whiting.....                 | 58,499    | 77,996    |
| Soles, Brill and Turbot..... | 23,661    | 29,672    |
| Plaice.....                  | 105,873   | 101,378   |
| Herring.....                 | 127,104   | 64,701    |
| Mackerel.....                | 20,172    | 40,338    |
| Lobsters (Number).....       | 27,100    | 21,300    |
| Oysters.....                 | 2,613,500 | 4,207,300 |

## SCOTLAND

(From monthly reports of the Fishery Board.)

The total quantity of fish landed in Scotland during the two months ended February 28, 1925, was 621,037 cwts., valued at \$3,076,410, while that landed during the corresponding period in the preceding year was 1,186,775 cwts., valued at \$4,009,365.

The value of shellfish is included, but the weight is not.

The quantities of the chief kinds landed during the two months this year, and those landed during the corresponding period last year, were as follows:—

| Kinds of Fish          | 1925    | 1924    |
|------------------------|---------|---------|
|                        | Cwts.   | Cwts.   |
| Cod.....               | 78,260  | 89,437  |
| Haddock.....           | 120,509 | 127,286 |
| Hake.....              | 2,134   | 1,133   |
| Saith (Coalfish).....  | 26,082  | 17,240  |
| Ling.....              | 10,474  | 9,535   |
| Halibut.....           | 1,567   | 2,587   |
| Plaice.....            | 7,957   | 7,134   |
| Skate.....             | 21,916  | 18,728  |
| Herring.....           | 285,861 | 778,323 |
| Mackerel.....          | 284     | 262     |
| Lobsters (Number)..... | 82,576  | 112,775 |
| Oysters.....           | 16,447  | 19,555  |

## IRELAND


(From monthly reports of the Ministry of Fisheries.)

The total quantity of fish landed in Ireland during the two months ended February 28, 1925, was 51,184 cwts., valued at \$163,535; while that landed during the corresponding period in the preceding year was 25,684 cwts., valued at \$175,240.

The value of shellfish is included, but the weight is not.

The quantities of the chief kinds landed during the eleven months this year, and those landed during the corresponding period last year, were as follows:—

| Kinds of Fish                | 1925   | 1924   |
|------------------------------|--------|--------|
|                              | Cwts.  | Cwts.  |
| Cod.....                     | 6,205  | 4,222  |
| Haddock.....                 | 49     | 855    |
| Hake.....                    |        | 350    |
| Ling.....                    | 42     | 190    |
| Soles, Brill and Turbot..... | 148    | 250    |
| Plaice.....                  | 1,356  | 1,305  |
| Skate.....                   | 530    | 1,110  |
| Herring.....                 | 37,851 | 9,311  |
| Mackerel.....                | 974    | 1,091  |
| Lobsters (Number).....       | 3,819  | 7,862  |
| Oysters ".....               | 46,950 | 14,810 |



Apr. - June, 1925

MARINE AND FISHERIES DEPARTMENT

FISHERIES BRANCH

CANADA

QUARTERLY BULLETIN

OF

SEA FISHERY STATISTICS

The values herein shown are based on the returns of the various States which first brought to land by the fishermen. The figures contained in the quarterly bulletins are subject to revision and change before publication in the annual Statistical Report.

J. J. COVY

Chief Statistical Officer

PERIOD: APRIL-JUNE, 1925

ISSUED BY THE AUTHORITY OF THE MINISTER

HON. P. J. A. CARDIN

FISHERIES' LIBRARY

OTTAWA

F. A. ACLAND

PRINTER TO THE KING'S MOST EXCELLENT MAJESTY

1925

NOTE.

The values herein shown are based on the prices of the various kinds when first brought to land by the fishermen. The figures contained in the Quarterly Bulletins are subject to revision and change before publication in the Annual Statistical Report.

J. J. COWIE,  
*Chief Statistical Officer.*

OTTAWA, August, 1925.

RETURN showing, by Provinces, the Quantities and Values of all Sea Fish caught and landed in a GREEN STATE, and the estimated proportion of the catch MARKETED, or intended to be marketed, in a fresh, pickled, canned, etc., state, during the six months ended June 30, 1925.

| KINDS OF FISH              | NOVA SCOTIA  |         |           | P. E. ISLAND |        |          |
|----------------------------|--------------|---------|-----------|--------------|--------|----------|
|                            | Caught Fresh |         | Marketed  | Caught Fresh |        | Marketed |
|                            | Quantity     | Value   |           | Quantity     | Value  |          |
|                            |              | \$      |           | \$           |        |          |
| Cod.....                   | Cwts.        | 464,490 | 1,067,697 | 19,480       | 27,159 |          |
| " used fresh.....          | "            |         |           |              |        | 7,337    |
| " canned.....              | Cases        |         |           |              |        |          |
| " green-salted.....        | Cwts.        |         |           |              |        | 5,746    |
| " smoked.....              | "            |         |           |              |        |          |
| " smoked fillets.....      | "            |         |           |              |        |          |
| " boneless.....            | "            |         |           |              |        |          |
| " dried.....               | "            |         |           |              |        | 217      |
| Black Cod.....             | "            |         |           |              |        |          |
| " used fresh.....          | "            |         |           |              |        |          |
| " green-salted.....        | "            |         |           |              |        |          |
| " smoked.....              | "            |         |           |              |        |          |
| " dried.....               | "            |         |           |              |        |          |
| Red and Rock Cod, etc..... | "            |         |           |              |        |          |
| " used fresh.....          | "            |         |           |              |        |          |
| " green-salted.....        | "            |         |           |              |        |          |
| " smoked.....              | "            |         |           |              |        |          |
| Haddock.....               | "            | 175,457 | 347,850   |              |        |          |
| " used fresh.....          | "            |         |           | 87,284       |        |          |
| " canned.....              | Cases        |         |           | 4,009        |        |          |
| " smoked.....              | Cwts.        |         |           | 15,164       |        |          |
| " green-salted.....        | "            |         |           | 6,084        |        |          |
| " smoked fillets.....      | "            |         |           | 8,106        |        |          |
| " dried.....               | "            |         |           | 4,893        |        |          |
| Hake and Cusk.....         | "            | 19,183  | 20,068    | 1,734        | 1,734  |          |
| " used fresh.....          | "            |         |           | 449          |        |          |
| " green-salted.....        | "            |         |           | 6,491        |        | 867      |
| " smoked.....              | "            |         |           |              |        |          |
| " smoked fillets.....      | "            |         |           | 1,836        |        |          |
| " dried.....               | "            |         |           | 80           |        |          |
| Pollock.....               | "            | 17,922  | 26,096    |              |        |          |
| " used fresh.....          | "            |         |           | 6,014        |        |          |
| " green-salted.....        | "            |         |           | 2,925        |        |          |
| " smoked fillets.....      | "            |         |           |              |        |          |
| " dried.....               | "            |         |           | 2,020        |        |          |
| Whiting.....               | "            |         |           |              |        |          |
| Halibut.....               | "            | 12,449  | 134,227   |              | 126    |          |
| " used fresh.....          | "            |         |           | 12,429       |        | 21       |
| " canned.....              | Cases        |         |           | 30           |        |          |
| " smoked.....              | Cwts.        |         |           |              |        |          |
| Flounders, Brill, etc..... | "            | 3,831   | 4,661     | 3,831        |        |          |
| Skate.....                 | "            | 219     | 293       | 219          |        |          |
| Soles.....                 | "            | 1,608   | 2,961     | 1,608        |        |          |
| Herring.....               | "            | 77,720  | 67,615    |              | 64,576 |          |
| " used fresh.....          | "            |         |           | 8,184        |        | 8,685    |
| " canned.....              | Cases        |         |           | 42           |        |          |
| " smoked.....              | Cwts.        |         |           | 9,260        |        |          |
| " dry-salted.....          | "            |         |           |              |        |          |
| " pickled.....             | Bbbs.        |         |           | 448          |        | 480      |
| " used as bait.....        | "            |         |           | 24,820       |        | 26,345   |
| " fertilizer.....          | "            |         |           |              |        |          |
| Mackerel.....              | Cwts.        | 90,714  | 208,661   | 4,908        | 11,780 |          |
| " used fresh.....          | "            |         |           | 31,009       |        | 2,391    |
| " canned.....              | Cases        |         |           | 19,901       |        | 150      |
| " salted.....              | Bbbs.        |         |           |              |        | 804      |
| Sardines.....              | "            | 1,500   | 3,000     |              |        |          |
| " canned.....              | Cases        |         |           |              |        |          |
| " sold fresh.....          | Bbbs.        |         |           |              |        |          |
| Pilchards.....             | Cwts.        |         |           |              |        |          |
| " used fresh.....          | "            |         |           |              |        |          |
| " canned.....              | Cases        |         |           |              |        |          |
| " smoked.....              | Cwts.        |         |           |              |        |          |
| " used as bait.....        | Bbbs.        |         |           |              |        |          |
| " salted.....              | "            |         |           |              |        |          |
| Alewives.....              | Cwts.        | 21,931  | 22,858    |              | 75     | 112      |
| " used fresh.....          | "            |         |           | 8,560        |        |          |
| " smoked.....              | "            |         |           | 925          |        |          |
| " salted.....              | Bbbs.        |         |           | 3,839        |        | 25       |



RETURN showing, by Provinces, the Quantities and Values of all Sea Fish caught and landed in a GREEN STATE, and the estimated proportion of the catch MARKETED, or intended to be marketed, in a fresh, pickled, canned, etc., state, during the six months ended June 30, 1925.

| KINDS OF FISH                  | NOVA SCOTIA  |           |          | P. E. ISLAND |         |          |
|--------------------------------|--------------|-----------|----------|--------------|---------|----------|
|                                | Caught Fresh |           | Marketed | Caught Fresh |         | Marketed |
|                                | Quantity     | Value     | Quantity | Quantity     | Value   | Quantity |
|                                |              | \$        |          |              | \$      |          |
| Salmon.....Cwts.               | 3,350        | 59,185    |          |              |         |          |
| “ used fresh.....“             |              |           | 3,285    |              |         |          |
| “ canned.....Cases             |              |           |          |              |         |          |
| “ smoked.....Cwts.             |              |           | 35       |              |         |          |
| “ dry-salted.....“             |              |           |          |              |         |          |
| “ mild cured.....“             |              |           |          |              |         |          |
| “ pickled.....“                |              |           |          |              |         |          |
| Shad.....“                     | 147          | 1,617     |          |              |         |          |
| “ used fresh.....“             |              |           | 147      |              |         |          |
| “ salted.....Bbbs.             |              |           |          |              |         |          |
| Smelts.....Cwts.               | 3,275        | 47,454    | 3,275    | 3,011        | 21,447  | 3,011    |
| Albacore.....“                 |              |           |          |              |         |          |
| “ used fresh.....“             |              |           |          |              |         |          |
| “ canned.....Cases             |              |           |          |              |         |          |
| Caplin, used as bait.....Bbbs. |              |           |          | 50           | 150     | 50       |
| Octopus.....Cwts.              |              |           |          |              |         |          |
| Oulachons.....“                |              |           |          |              |         |          |
| Squid, used as bait.....Bbbs.  | 404          | 2,149     | 404      |              |         |          |
| Swordfish.....Cwts.            |              |           |          |              |         |          |
| Tom Cod.....“                  |              |           |          | 462          | 1,016   | 462      |
| Clams and Quahaugs.....Bbbs.   | 2,721        | 5,065     |          | 11           | 22      |          |
| “ used fresh.....“             |              |           | 1,846    |              |         | 11       |
| “ canned.....Cases             |              |           | 875      |              |         |          |
| Scallops.....Bbbs.             | 6,195        | 36,219    |          |              |         |          |
| “ shelled.....Gals.            |              |           | 12,297   |              |         |          |
| “ canned.....Cases             |              |           | 41       |              |         |          |
| Crabs.....Cwts.                |              |           |          |              |         |          |
| Lobsters.....Cwts.             | 159,858      | 2,023,670 |          | 72,335       | 542,403 |          |
| “ shipped in shell.....“       |              |           | 57,305   |              |         | 720      |
| “ canned.....Cases             |              |           | 51,275   |              |         | 33,586   |
| “ tomalley.....“               |              |           | 285      |              |         | 80       |
| Oysters.....Bbbs.              |              |           |          |              |         |          |
| Shrimps.....Cwts.              |              |           |          |              |         |          |
| Winkles.....“                  | 803          | 1,058     | 803      |              |         |          |
| Cockles.....“                  |              |           |          |              |         |          |
| Mussels.....“                  |              |           |          |              |         |          |
| Catfish.....“                  | 405          | 503       | 405      |              |         |          |
| Total value.....               |              | 4,082,997 |          |              | 670,525 |          |

RETURN showing, by Provinces, the Quantities and Values of all Sea Fish caught and landed in a GREEN STATE, and the estimated proportion of the catch MARKETED, or intended to be marketed, in a fresh, pickled, canned, etc., state, during the six months ended June 30, 1925.

| KINDS OF FISH            | NEW BRUNSWICK |         |          | QUEBEC       |         |          |
|--------------------------|---------------|---------|----------|--------------|---------|----------|
|                          | Caught Fresh  |         | Marketed | Caught Fresh |         | Marketed |
|                          | Quantity      | Value   | Quantity | Quantity     | Value   | Quantity |
|                          |               | \$      |          |              | \$      |          |
| Cod.....Cwts.            | 77,215        | 122,153 | 9,019    | 110,809      | 215,034 | 3,017    |
| " used fresh.....        |               |         |          |              |         |          |
| " canned.....Cases       |               |         |          |              |         |          |
| " green-salted.....Cwts. |               |         | 2,256    |              |         | 8,033    |
| " smoked.....            |               |         |          |              |         |          |
| " smoked fillets.....    |               |         |          |              |         |          |
| " boneless.....          |               |         |          |              |         |          |
| " dried.....             |               |         | 21,225   |              |         | 30,575   |
| Black Cod.....           |               |         |          |              |         |          |
| " used fresh.....        |               |         |          |              |         |          |
| " green-salted.....      |               |         |          |              |         |          |
| " smoked.....            |               |         |          |              |         |          |
| " dried.....             |               |         |          |              |         |          |
| Red and Rock Cod, etc.   |               |         |          |              |         |          |
| " used fresh.....        |               |         |          |              |         |          |
| " green-salted.....      |               |         |          |              |         |          |
| " smoked.....            |               |         |          |              |         |          |
| Haddock.....             | 4,372         | 5,636   |          | 100          | 100     |          |
| " used fresh.....        |               |         | 2,442    |              |         | 10       |
| " canned.....Cases       |               |         |          |              |         |          |
| " smoked.....Cwts.       |               |         |          |              |         |          |
| " green-salted.....      |               |         | 965      |              |         |          |
| " smoked fillets.....    |               |         |          |              |         |          |
| " dried.....             |               |         |          |              |         | 30       |
| Hake and Cusk.....       | 4,059         | 2,637   |          | 51           | 51      |          |
| " used fresh.....        |               |         | 573      |              |         |          |
| " green-salted.....      |               |         | 1,500    |              |         |          |
| " smoked.....            |               |         |          |              |         |          |
| " smoked fillets.....    |               |         |          |              |         |          |
| " dried.....             |               |         | 162      |              |         | 17       |
| Pollock.....             | 971           | 1,286   |          |              |         |          |
| " used fresh.....        |               |         | 510      |              |         |          |
| " green-salted.....      |               |         | 201      |              |         |          |
| " smoked fillets.....    |               |         |          |              |         |          |
| " dried.....             |               |         | 20       |              |         |          |
| Whiting.....             |               |         |          |              |         |          |
| Halibut.....             | 70            | 1,142   |          | 218          | 1,114   |          |
| " used fresh.....        |               |         | 70       |              |         | 218      |
| " canned.....Cases       |               |         |          |              |         |          |
| " smoked.....Cwts.       |               |         |          |              |         |          |
| Flounders, Brill, etc.   | 470           | 1,212   | 470      |              |         |          |
| Skate.....               | 59            | 90      | 59       |              |         |          |
| Soles.....               | 10            | 10      | 10       |              |         |          |
| Herring.....             | 222,102       | 129,407 |          | 196,176      | 60,113  |          |
| " used fresh.....        |               |         | 32,702   |              |         | 4,334    |
| " canned.....Cases       |               |         |          |              |         |          |
| " smoked.....Cwts.       |               |         | 21,932   |              |         | 11,079   |
| " dry-salted.....        |               |         |          |              |         |          |
| " pickled.....Bbbs.      |               |         | 912      |              |         | 3,553    |
| " used as bait.....      |               |         | 20,325   |              |         | 55,898   |
| " fertilizer.....        |               |         | 51,074   |              |         | 23,614   |
| Mackerel.....Cwts.       | 12,577        | 36,254  |          | 37,365       | 94,481  |          |
| " used fresh.....        |               |         | 12,577   |              |         | 765      |
| " canned.....Cases       |               |         |          |              |         |          |
| " salted.....Bbbs.       |               |         |          |              |         | 12,200   |
| Sardines.....            | 46,778        | 93,556  |          |              |         |          |
| " sold fresh.....Bbbs.   |               |         | 34,358   |              |         |          |
| " canned.....Cases       |               |         | 69,829   |              |         |          |
| Pilchards.....Cwts.      |               |         |          |              |         |          |
| " used fresh.....        |               |         |          |              |         |          |
| " canned.....Cases       |               |         |          |              |         |          |
| " smoked.....Cwts.       |               |         |          |              |         |          |
| " used as bait.....Bbbs. |               |         |          |              |         |          |
| " salted.....            |               |         |          |              |         |          |
| Alewives.....Cwts.       | 31,984        | 37,278  |          |              |         |          |
| " used fresh.....        |               |         | 7,434    |              |         |          |
| " smoked.....            |               |         | 350      |              |         |          |
| " salted.....Bbbs.       |               |         | 7,950    |              |         |          |

RETURN showing, by Provinces, the Quantities and Values of all Sea Fish caught and landed in a GREEN STATE, and the estimated proportion of the catch MARKETED, or intended to be marketed, in a fresh, pickled, canned, etc., state, during the six months ended June 30, 1925.

| KINDS OF FISH                  | NEW BRUNSWICK |           |          | QUEBEC       |         |          |
|--------------------------------|---------------|-----------|----------|--------------|---------|----------|
|                                | Caught Fresh  |           | Marketed | Caught Fresh |         | Marketed |
|                                | Quantity      | Value     | Quantity | Quantity     | Value   | Quantity |
|                                |               | \$        |          |              | \$      |          |
| Salmon.....Cwts.               | 14,833        | 198,851   |          | 8,939        | 87,063  |          |
| "  used fresh....."            |               |           | 14,833   |              |         | 8,939    |
| "  canned.....Cases            |               |           |          |              |         |          |
| "  smoked.....Cwts.            |               |           |          |              |         |          |
| "  dry-salted....."            |               |           |          |              |         |          |
| "  mild cured....."            |               |           |          |              |         |          |
| "  pickled....."               |               |           |          |              |         | 6        |
| Shad....."                     | 5,619         | 39,968    |          | 10           | 100     |          |
| "  used fresh....."            |               |           | 5,619    |              |         | 10       |
| "  salted.....Bbls.            |               |           |          |              |         |          |
| Smelts.....Cwts.               | 28,837        | 261,869   | 28,837   | 595          | 5,950   | 595      |
| Albacore....."                 |               |           |          |              |         |          |
| "  used fresh....."            |               |           |          |              |         |          |
| "  canned.....Cases            |               |           |          |              |         |          |
| Caplin, used as bait.....Bbls. |               |           |          | 1,240        | 2,140   | 1,240    |
| Octopus.....Cwts.              |               |           |          |              |         |          |
| Oulachons....."                |               |           |          |              |         |          |
| Squid, used as bait.....Bbls.  |               |           |          |              |         |          |
| Swordfish.....Cwts.            |               |           |          |              |         |          |
| Tom Cod....."                  | 4,727         | 6,932     | 4,727    |              |         |          |
| Clams and Quahaugs.....Bbls.   | 11,227        | 19,956    |          | 500          | 3,000   |          |
| "  used fresh....."            |               |           | 3,969    |              |         | 500      |
| "  canned.....Cases            |               |           | 5,440    |              |         |          |
| Scallops.....Bbls.             | 4,096         | 14,332    |          | 229          | 1,336   |          |
| "  shelled.....Gals.           |               |           | 8,193    |              |         | 458      |
| "  canned.....Cases            |               |           |          |              |         |          |
| Crabs.....Cwts.                |               |           |          |              |         |          |
| "  canned.....Cases            |               |           |          |              |         |          |
| Lobsters.....Cwts.             | 49,071        | 466,337   |          | 20,275       | 150,246 |          |
| "  shipped in shell....."      |               |           | 8,948    |              |         | 573      |
| "  canned.....Cases            |               |           | 22,279   |              |         | 9,851    |
| "  tomalley....."              |               |           | 25       |              |         | 110      |
| Oysters.....Bbls.              | 846           | 3,826     | 846      |              |         |          |
| Shrimps.....Cwts.              |               |           |          |              |         |          |
| Winkles....."                  | 921           | 4,448     | 921      |              |         |          |
| Cockles....."                  | 40            | 80        | 40       |              |         |          |
| Mussels....."                  |               |           |          |              |         |          |
| Catfish....."                  |               |           |          |              |         |          |
| Total value.....               |               | 1,447,360 |          |              | 620,728 |          |

RETURN showing, by Provinces, the Quantities and Values of all Sea Fish caught and landed in a GREEN STATE, and the estimated proportion of the catch MARKETED, or intended to be marketed, in a fresh, pickled, canned, etc., state, during the six months ended June 30, 1925.

| KINDS OF FISH              | BRITISH COLUMBIA |         |           |         |
|----------------------------|------------------|---------|-----------|---------|
|                            | Caught Fresh     |         | Marketed  |         |
|                            | Quantity         | Value   | Quantity  |         |
|                            |                  | \$      |           |         |
| Cod.....                   | Cwts.            | 8,178   | 40,677    |         |
| “ used fresh.....          | “                |         |           | 8,178   |
| “ canned.....              | Cases            |         |           |         |
| “ green-salted.....        | Cwts.            |         |           |         |
| “ smoked.....              | “                |         |           |         |
| “ smoked fillets.....      | “                |         |           |         |
| “ boneless.....            | “                |         |           |         |
| “ dried.....               | “                |         |           |         |
| Black Cod.....             | “                | 3,663   | 22,701    |         |
| “ used fresh.....          | “                |         |           | 3,494   |
| “ green-salted.....        | “                |         |           |         |
| “ smoked.....              | “                |         |           | 84      |
| “ dried.....               | “                |         |           |         |
| Red and Rock Cod, etc..... | “                | 10,775  | 67,909    |         |
| “ used fresh.....          | “                |         |           | 10,775  |
| “ green-salted.....        | “                |         |           |         |
| “ smoked.....              | “                |         |           |         |
| Haddock.....               | “                |         |           |         |
| “ used fresh.....          | “                |         |           |         |
| “ canned.....              | Cases            |         |           |         |
| “ smoked.....              | Cwts.            |         |           |         |
| “ green-salted.....        | “                |         |           |         |
| “ smoked fillets.....      | “                |         |           |         |
| “ dried.....               | “                |         |           |         |
| Hake and Cusk.....         | “                |         |           |         |
| “ used fresh.....          | “                |         |           |         |
| “ green-salted.....        | “                |         |           |         |
| “ smoked.....              | “                |         |           |         |
| “ smoked fillets.....      | “                |         |           |         |
| “ dried.....               | “                |         |           |         |
| Pollock.....               | “                |         |           |         |
| “ used fresh.....          | “                |         |           |         |
| “ green-salted.....        | “                |         |           |         |
| “ smoked fillets.....      | “                |         |           |         |
| “ dried.....               | “                |         |           |         |
| Whiting.....               | “                | 61      | 178       | 61      |
| Halibut.....               | “                | 150,476 | 1,330,889 | 150,476 |
| “ used fresh.....          | “                |         |           |         |
| “ canned.....              | Cases            |         |           |         |
| “ smoked.....              | Cwts.            |         |           |         |
| Flounders, Brill, etc..... | “                | 304     | 1,210     | 304     |
| Skate.....                 | “                | 602     | 1,990     | 602     |
| Soles.....                 | “                | 2,435   | 15,582    | 2,435   |
| Herring.....               | “                | 747,242 | 587,918   |         |
| “ used fresh.....          | “                |         |           | 17,514  |
| “ canned.....              | Cases            |         |           |         |
| “ smoked.....              | Cwts.            |         |           | 316     |
| “ dry-salted.....          | “                |         |           | 535,135 |
| “ pickled.....             | Bbbs.            |         |           | 12      |
| “ used as bait.....        | “                |         |           | 30,071  |
| “ fertilizer.....          | “                |         |           |         |
| Mackerel.....              | Cwts.            |         |           |         |
| “ used fresh.....          | “                |         |           |         |
| “ canned.....              | Cases            |         |           |         |
| “ salted.....              | Bbbs.            |         |           |         |
| Sardines.....              | “                |         |           |         |
| “ sold fresh.....          | Bbbs.            |         |           |         |
| “ canned.....              | Cases            |         |           |         |
| Pilchards.....             | Cwts.            |         |           |         |
| “ used fresh.....          | “                |         |           |         |
| “ canned.....              | Cases            |         |           |         |
| “ smoked.....              | Cwts.            |         |           |         |
| “ used as bait.....        | Bbbs.            |         |           |         |
| “ salted.....              | “                |         |           |         |
| Alewives.....              | Cwts.            |         |           |         |
| “ used fresh.....          | “                |         |           |         |
| “ smoked.....              | “                |         |           |         |
| “ salted.....              | Bbbs.            |         |           |         |

RETURN showing, by Provinces, the Quantities and Values of all Sea Fish caught and landed in a GREEN STATE, and the estimated proportion of the catch MARKETED, or intended to be marketed, in a fresh, pickled, canned, etc., state, during the six months ended June 30, 1925.

| KINDS OF FISH             | BRITISH COLUMBIA |           |          |
|---------------------------|------------------|-----------|----------|
|                           | Caught Fresh     |           | Marketed |
|                           | Quantity         | Value     | Quantity |
|                           |                  | \$        |          |
| Salmon.....               | Cwts. 88,079     | 838,251   | .....    |
| " used fresh.....         | "                |           | 46,219   |
| " canned.....             | Cases            |           | 28,409   |
| " smoked.....             | Cwts.            |           | 29       |
| " dry-salted.....         | "                |           | .....    |
| " mild cured.....         | "                |           | 11,932   |
| " pickled.....            | "                |           | 34       |
| Shad.....                 | " 32             | 224       | .....    |
| " used fresh.....         | "                |           | 32       |
| " salted.....             | Bbls.            |           | .....    |
| Smelts.....               | Cwts. 249        | 3,028     | 249      |
| Albacore.....             | "                |           | .....    |
| " used fresh.....         | "                |           | .....    |
| " canned.....             | Cases            |           | .....    |
| Caplin, used as bait..... | Bbls.            |           | .....    |
| Octopus.....              | Cwts. 278        | 1,814     | 278      |
| Oulachons.....            | " 2,367          | 4,514     | 2,367    |
| Squid, used as bait.....  | Bbls.            |           | .....    |
| Swordfish.....            | Cwts.            |           | .....    |
| Tom Cod.....              | " 8              | 48        | 8        |
| Clams and Quahaugs.....   | Bbls. 2,925      | 9,256     | .....    |
| " used fresh.....         | "                |           | 871      |
| " canned.....             | Cases            |           | 2,034    |
| Scallops.....             | Bbls.            |           | .....    |
| " shelled.....            | Gals.            |           | .....    |
| " canned.....             | Cases            |           | .....    |
| Crabs.....                | Cwts. 2,867      | 15,729    | 2,867    |
| " canned.....             | Cases            |           | .....    |
| Lobsters.....             | Cwts.            |           | .....    |
| " shipped in shell.....   | "                |           | .....    |
| " canned.....             | Cases            |           | .....    |
| " tomalley.....           | "                |           | .....    |
| Oysters.....              | Bbls. 726        | 10,069    | 726      |
| Shrimps.....              | Cwts. 465        | 6,023     | 465      |
| Winkles.....              | "                |           | .....    |
| Cockles.....              | "                |           | .....    |
| Mussels.....              | "                |           | .....    |
| Catfish.....              | "                |           | .....    |
| Total value.....          |                  | 2,958,010 | .....    |

SUMMARY of the Quantities and Values of all Sea Fish caught and landed in a Fresh or Green State; and an estimate of the Quantities Marketed, or intended to be marketed, fresh, dried, pickled, canned, etc., in the WHOLE OF CANADA, for the SIX MONTHS ended JUNE 30, 1925.

TOTALS  
for the SIX MONTHS  
ended JUNE 30, 1924.

| KINDS OF FISH               | Caught Fresh |           | Marketed | Caught Fresh |           | Marketed |
|-----------------------------|--------------|-----------|----------|--------------|-----------|----------|
|                             | Quantity     | Value     | Quantity | Quantity     | Value     | Quantity |
|                             |              | \$        |          |              | \$        |          |
| Cod.....Cwts.               | 680,172      | 1,472,720 |          | 603,087      | 1,368,915 |          |
| " used fresh....."          |              |           | 65,712   |              |           | 81,724   |
| " canned.....Cases          |              |           | 1,298    |              |           | 622      |
| " green-salted.....Cwts.    |              |           | 48,615   |              |           | 46,573   |
| " smoked....."              |              |           | 67       |              |           | 377      |
| " smoked fillets....."      |              |           | 18,215   |              |           | 7,414    |
| " boneless....."            |              |           | 988      |              |           | 632      |
| " dried....."               |              |           | 152,464  |              |           | 133,689  |
| Black Cod....."             | 3,663        | 22,701    |          | 2,275        | 15,164    |          |
| " used fresh....."          |              |           | 3,494    |              |           | 1,764    |
| " green-salted....."        |              |           |          |              |           |          |
| " smoked....."              |              |           | 84       |              |           | 254      |
| " dried....."               |              |           |          |              |           |          |
| Red and Rock Cod, etc....." | 10,775       | 67,909    |          | 5,806        | 24,786    |          |
| " used fresh....."          |              |           | 10,775   |              |           | 5,806    |
| " green-salted....."        |              |           |          |              |           |          |
| " smoked....."              |              |           |          |              |           |          |
| Haddock....."               | 179,924      | 353,586   |          | 170,622      | 300,269   |          |
| " used fresh....."          |              |           | 89,736   |              |           | 81,870   |
| " canned.....Cases          |              |           | 4,009    |              |           | 3,351    |
| " smoked.....Cwts.          |              |           | 15,164   |              |           | 20,405   |
| " green-salted....."        |              |           | 7,049    |              |           | 6,684    |
| " smoked fillets....."      |              |           | 8,106    |              |           | 3,498    |
| " dried....."               |              |           | 5,013    |              |           | 6,234    |
| Hake and Cusk....."         | 25,027       | 24,540    |          | 19,063       | 21,267    |          |
| " used fresh....."          |              |           | 1,022    |              |           | 1,845    |
| " canned.....Cases          |              |           | 8,858    |              |           | 4,870    |
| " green-salted.....Cwts.    |              |           |          |              |           |          |
| " smoked....."              |              |           |          |              |           |          |
| " smoked fillets....."      |              |           | 1,836    |              |           | 1,330    |
| " dried....."               |              |           | 259      |              |           | 1,162    |
| Pollock....."               | 18,893       | 27,382    |          | 17,524       | 20,759    |          |
| " used fresh....."          |              |           | 6,524    |              |           | 5,600    |
| " green-salted....."        |              |           | 3,126    |              |           | 2,832    |
| " smoked fillets....."      |              |           |          |              |           | 18       |
| " dried....."               |              |           | 2,040    |              |           | 2,068    |
| Whiting....."               | 61           | 178       |          | 35           | 177       |          |
| Halibut....."               | 163,234      | 1,467,498 |          | 166,267      | 1,943,716 |          |
| " used fresh....."          |              |           | 163,214  |              |           | 166,255  |
| " canned.....Cases          |              |           | 30       |              |           | 6        |
| " smoked.....Cwts.          |              |           |          |              |           |          |
| Flounders, Brill, etc....." | 4,605        | 7,083     | 4,605    | 3,587        | 5,137     | 3,587    |
| Skate....."                 | 880          | 2,373     | 880      | 508          | 1,453     | 508      |
| Soles....."                 | 4,053        | 18,553    | 4,053    | 2,306        | 15,164    | 2,306    |
| Herring....."               | 1,306,056    | 909,629   |          | 1,138,031    | 1,241,042 |          |
| " used fresh....."          |              |           | 71,419   |              |           | 28,279   |
| " canned.....Cases          |              |           | 42       |              |           | 172      |
| " smoked.....Cwts.          |              |           | 42,587   |              |           | 31,664   |
| " dry-salted....."          |              |           | 535,135  |              |           | 488,056  |
| " pickled.....Bbls.         |              |           | 5,405    |              |           | 8,008    |
| " used as bait....."        |              |           | 157,459  |              |           | 121,016  |
| " fertilizer....."          |              |           | 74,688   |              |           | 85,095   |
| Mackerel.....Cwts.          | 145,564      | 351,176   |          | 72,961       | 218,159   |          |
| " used fresh....."          |              |           | 46,742   |              |           | 37,697   |
| " canned.....Cases          |              |           | 150      |              |           |          |
| " salted.....Bbls.          |              |           | 32,905   |              |           | 11,754   |
| Sardines....."              | 48,278       | 96,556    |          | 76,625       | 158,082   |          |
| " sold fresh.....Bbls.      |              |           | 34,358   |              |           | 64,984   |
| " canned.....Cases          |              |           | 69,829   |              |           | 54,386   |
| Pilchards.....Cwts.         |              |           |          | 4            | 76        |          |
| " used fresh....."          |              |           |          |              |           | 4        |
| " canned.....Cases          |              |           |          |              |           |          |
| " smoked.....Cwts.          |              |           |          |              |           |          |
| " used as bait.....Bbls.    |              |           |          |              |           |          |
| " salted....."              |              |           |          |              |           |          |

SUMMARY of the Quantities and Values of all Sea Fish caught and landed in a Fresh or Green State; and an estimate of the Quantities Marketed, or intended to be marketed, fresh, dried, pickled, canned, etc., in the WHOLE OF CANADA, for the SIX MONTHS ended JUNE 30, 1925.

TOTALS  
for the SIX MONTHS  
ended JUNE 30, 1924.

| KINDS OF FISH                   | Caught Fresh |           | Marketed | Caught Fresh |           | Marketed |
|---------------------------------|--------------|-----------|----------|--------------|-----------|----------|
|                                 | Quantity     | Value     | Quantity | Quantity     | Value     | Quantity |
|                                 |              | \$        |          |              | \$        |          |
| Alewives..... Cwts.             | 53,990       | 60,248    |          | 29,231       | 27,146    |          |
| " used fresh..... "             |              |           | 15,994   |              |           | 10,999   |
| " smoked..... "                 |              |           | 1,275    |              |           | 1,688    |
| " salted..... Bbls.             |              |           | 11,814   |              |           | 4,952    |
| Salmon..... Cwts.               | 115,201      | 1,183,350 |          | 93,861       | 965,259   |          |
| " used fresh..... "             |              |           | 73,276   |              |           | 68,139   |
| " canned..... Cases             |              |           | 28,409   |              |           | 17,282   |
| " smoked..... Cwts.             |              |           | 64       |              |           | 27       |
| " dry-salted..... "             |              |           |          |              |           |          |
| " mild cured..... "             |              |           | 11,932   |              |           | 6,990    |
| " pickled..... "                |              |           | 40       |              |           | 500      |
| Shad..... "                     | 5,808        | 41,909    |          | 4,098        | 23,715    |          |
| " used fresh..... "             |              |           | 5,808    |              |           | 4,086    |
| " salted..... Bbls.             |              |           |          |              |           | 4        |
| Smelts..... Cwts.               | 35,967       | 339,748   | 35,967   | 59,889       | 555,876   | 59,889   |
| Albacore..... "                 |              |           |          |              |           |          |
| " used fresh..... "             |              |           |          |              |           |          |
| " canned..... Cases             |              |           |          |              |           |          |
| Caplin, used as bait..... Bbls. | 1,290        | 2,290     | 1,290    | 1,760        | 2,510     | 1,760    |
| Octopus..... Cwts.              | 278          | 1,814     | 278      | 175          | 1,797     | 175      |
| Oulachons..... "                | 2,367        | 4,514     | 2,367    | 987          | 3,530     | 987      |
| Squid, used as bait..... Bbls.  | 404          | 2,149     | 404      |              |           |          |
| Swordfish..... Cwts.            |              |           |          |              |           |          |
| Tom Cod..... "                  | 5,197        | 8,046     | 5,197    | 7,674        | 12,391    | 7,674    |
| Clams and Quahaugs..... Bbls.   | 17,434       | 37,299    |          | 32,123       | 57,605    |          |
| " used fresh..... "             |              |           |          |              |           | 16,512   |
| " canned..... Cases             |              |           |          |              |           | 15,213   |
| Scallops..... Bbls.             | 10,520       | 51,887    |          | 6,140        | 35,939    |          |
| " shelled..... Gals.            |              |           | 20,948   |              |           | 11,953   |
| " canned..... Cases             |              |           | 41       |              |           | 153      |
| Crabs..... Cwts.                | 2,867        | 15,729    | 2,867    | 2,763        | 19,558    | 2,763    |
| " used fresh..... "             |              |           |          |              |           |          |
| " Canned..... Cases             |              |           |          |              |           |          |
| Lobsters..... Cwts.             | 301,460      | 3,181,166 |          | 215,873      | 2,087,236 |          |
| " shipped in shell..... "       |              |           | 67,467   |              |           | 45,507   |
| " canned..... Cases             |              |           | 116,991  |              |           | 85,278   |
| " tomalley..... "               |              |           | 500      |              |           | 708      |
| Oysters..... Bbls.              | 1,572        | 13,895    | 1,572    | 1,861        | 20,989    | 1,861    |
| Shrimps..... Cwts.              | 465          | 6,023     | 465      | 414          | 6,429     | 414      |
| Winkles..... "                  | 1,724        | 5,506     | 1,724    | 631          | 1,275     | 631      |
| Cockles..... "                  | 40           | 80        | 40       |              |           |          |
| Mussels..... "                  |              |           |          | 25           | 17        | 25       |
| Catfish..... "                  | 405          | 503       | 405      |              |           |          |
| Total value.....                |              | 9,779,620 |          |              | 9,155,438 |          |

## UNITED STATES

## ATLANTIC COAST

(From reports of the Bureau of Fisheries, Department of Commerce.)

The quantities of the chief kinds of fish landed at Boston and Gloucester, Mass., and Portland, Maine, by United States fishing vessels during the five months ended May 31, 1925, and those landed during the corresponding period in the preceding year were as follow:—

| Kinds of Fish                              | 1925    | 1924    |
|--|---------|---------|
|  | Cwts.   | Cwts.   |
| Cod, fresh.....                            | 231,992 | 246,837 |
| “ salted.....                              | 4,926   | 4,418   |
| Cusk, fresh.....                           | 20,996  | 13,957  |
| “ salted.....                              | 12      | 59      |
| Haddock, fresh.....                        | 452,537 | 377,401 |
| “ salted.....                              | 8       | .....   |
| Hake, fresh.....                           | 13,089  | 18,731  |
| “ salted.....                              | 7       | 17      |
| Pollock, fresh.....                        | 8,925   | 10,441  |
| “ salted.....                              | 151     | 86      |
| Halibut, fresh.....                        | 15,918  | 16,466  |
| “ salted.....                              | 1       | 1       |
| Mackerel, fresh.....                       | 1,661   | .....   |
| “ salted.....                              | .....   | .....   |
| Other fish, fresh (including Herring)..... | 37,885  | 23,453  |
| “ salted.....                              | .....   | 9,571   |

## PACIFIC COAST

The quantities of the chief kinds of fish landed at Seattle, Washington, by United States fishing vessels during the five months ended May 31, 1925, and those landed during the corresponding period in the preceding year, were as follow:—

| Kinds of Fish                              | 1925   | 1924   |
|--|--------|--------|
|  | Cwts.  | Cwts.  |
| Halibut, fresh.....                        | 37,649 | 23,032 |
| Black Cod (Sable fish), fresh.....         | 339    | 1,660  |
| Ling Cod, fresh.....                       | 3,284  | 2,086  |
| TAKEN IN PUGET SOUND BY COLLECTING VESSELS |        |        |
| Herring.....                               | 5,050  | 2,486  |
| Salmon.....                                | .....  | 6,950  |
| Trout.....                                 | .....  | 160    |
| Crabs.....                                 | 3,221  | 3,449  |



## ENGLAND AND WALES

(From monthly reports of the Board of Agriculture and Fisheries.)

The total quantity of fish landed in England and Wales during the five months ended May 31, 1925, was 3,998,268 cwts., valued at \$26,945,200, while that landed during the corresponding period in the preceding year was 3,975,389 cwts., valued at \$28,158,930

The value of shellfish is included, but the weight is not.

The quantities of the chief kinds landed during the five months this year, and those landed during the corresponding period last year, were as follows:—

| Kinds of Fish                | 1925      | 1924      |
|------------------------------|-----------|-----------|
|                              | Cwts.     | Cwts.     |
| Cod.....                     | 1,262,951 | 1,244,557 |
| Haddock.....                 | 709,145   | 699,689   |
| Hake.....                    | 326,730   | 282,776   |
| Ling.....                    | 68,957    | 72,740    |
| Saith (Coalfish).....        | 145,228   | 155,696   |
| Halibut.....                 | 41,520    | 52,220    |
| Skate.....                   | 171,073   | 203,762   |
| Whiting.....                 | 134,905   | 158,198   |
| Soles, Brill and Turbot..... | 59,263    | 67,907    |
| Plaice.....                  | 257,969   | 261,308   |
| Herring.....                 | 154,831   | 111,645   |
| Mackerel.....                | 130,922   | 135,039   |
| Lobsters (Number).....       | 286,800   | 276,100   |
| Oysters.....                 | 4,564,600 | 7,613,900 |

## SCOTLAND

(From monthly reports of the Fishery Board.)

The total quantity of fish landed in Scotland during the five months ended May 31, 1925, was 1,443,036 cwts., valued at \$7,088,815, while that landed during the corresponding period in the preceding year was 2,154,394 cwts., valued at \$8,250,190.

The value of shellfish is included, but the weight is not.

The quantities of the chief kinds landed during the five months this year, and those landed during the corresponding period last year, were as follows:—

| Kinds of Fish          | 1925    | 1924      |
|------------------------|---------|-----------|
|                        | Cwts.   | Cwts.     |
| Cod.....               | 248,350 | 253,375   |
| Haddock.....           | 338,267 | 323,877   |
| Hake.....              | 12,499  | 7,106     |
| Saith (Coalfish).....  | 63,954  | 52,516    |
| Ling.....              | 45,870  | 35,710    |
| Halibut.....           | 19,262  | 24,934    |
| Plaice.....            | 24,444  | 22,295    |
| Skate.....             | 70,036  | 59,474    |
| Herring.....           | 441,703 | 1,074,784 |
| Mackerel.....          | 437     | 942       |
| Lobsters (Number)..... | 275,630 | 350,451   |
| Oysters.....           | 31,678  | 35,294    |

## IRELAND

(From monthly reports of the Ministry of Fisheries.)

The total quantity of fish landed in Ireland during the five months ended May 31, 1925, was 146,544 cwts., valued at \$520,965, while that landed during the corresponding period in the preceding year was 112,236 cwts., valued at \$517,700.

The value of shellfish is included, but the weight is not.

The quantities of the chief kinds landed during the five months this year, and those landed during the corresponding period last year, were as follows:—


| Kinds of Fish                | 1925   | 1924   |
|------------------------------|--------|--------|
|                              | Cwts.  | Cwts.  |
| Cod.....                     | 11,425 | 10,733 |
| Haddock.....                 | 511    | 1,638  |
| Hake.....                    | 950    | 1,075  |
| Ling.....                    | 289    | 424    |
| Soles, Brill and Turbot..... | 967    | 1,059  |
| Plaice.....                  | 4,626  | 3,951  |
| Skate.....                   | 2,515  | 2,995  |
| Herring.....                 | 87,460 | 41,737 |
| Mackerel.....                | 25,956 | 32,396 |
| Lobsters (Number).....       | 43,054 | 66,412 |
| Oysters ".....               | 55,890 | 21,010 |

## NEWFOUNDLAND

(From monthly reports of the Newfoundland Customs Department)

Statement of dry cod fish exported from the colony of Newfoundland for the five months ended May 31, 1925, and the corresponding period in the preceding year.

| Country of Destination     | 1925   | 1924    |
|----------------------------|--------|---------|
|                            | Cwts.  | Cwts.   |
| United Kingdom.....        | 7,049  | 10,773  |
| Canada.....                | 1,200  | 5,645   |
| B. W. Indies.....          | 41,689 | 35,361  |
| Brazil.....                | 65,167 | 69,682  |
| Costa Rica.....            |        | 76      |
| Foreign West Indies.....   | 35,932 | 32,546  |
| Greece.....                | 16,875 | 5,510   |
| Italy.....                 | 13,228 | 24,824  |
| Portugal.....              | 75,146 | 65,105  |
| Spain.....                 | 65,444 | 102,066 |
| United States.....         | 1,916  | 5,730   |
| Maderia.....               | 2,118  | 1,956   |
| Panama.....                |        |         |
| Gold Coast.....            |        | 6       |
| Malta.....                 |        | 112     |
| Gibraltar for Orders.....  |        |         |
| Pickled fish exported..... | 827    | 9,218   |



Jan. - Sept. 1925

MARINE AND FISHERIES DEPARTMENT

FISHERIES BRANCH

CANADA

QUARTERLY BULLETIN

OF

SEA FISHERY STATISTICS

The values herein shown are based on the prices of the various kinds when first brought to land by the fishermen. The figures contained in this Quarterly Bulletin are subject to revision and change before publication in the Annual Statistical Report.

PERIOD: JANUARY-SEPTEMBER, 1925

ISSUED BY THE AUTHORITY OF THE MINISTER  
HON. P. J. A. CARDIN

FISHERIES' LIBRARY

OTTAWA  
F. A. ACLAND  
PRINTER TO THE KING'S MOST EXCELLENT MAJESTY  
1925

NOTE.

The values herein shown are based on the prices of the various kinds when first brought to land by the fishermen. The figures contained in the Quarterly Bulletins are subject to revision and change before publication in the Annual Statistical Report.

J. J. COWIE,  
*Chief Statistical Officer.*

OTTAWA, October, 1925.

RETURN showing, by Provinces, the Quantities and Values of all Sea Fish caught and landed in a GREEN STATE, and the estimated proportion of the catch MARKETED, or intended to be marketed, in a fresh, pickled, canned, etc., state, during the nine months ended September 30, 1925.

| KINDS OF FISH                    | NOVA SCOTIA  |           |          | P. E. ISLAND |        |          |
|----------------------------------|--------------|-----------|----------|--------------|--------|----------|
|                                  | Caught Fresh |           | Marketed | Caught Fresh |        | Marketed |
|                                  | Quantity     | Value     | Quantity | Quantity     | Value  | Quantity |
|                                  |              | \$        |          |              | \$     |          |
| Cod..... Cwts.                   | 1,240,695    | 2,570,575 |          | 52,255       | 67,727 |          |
| " used fresh..... Cwts.          |              |           | 67,507   |              |        | 14,542   |
| " canned..... Cases              |              |           | 1,841    |              |        |          |
| " green-salted..... Cwts.        |              |           | 95,134   |              |        | 16,110   |
| " smoked..... Cwts.              |              |           | 67       |              |        |          |
| " smoked fillets..... Cwts.      |              |           | 24,718   |              |        |          |
| " boneless..... Cwts.            |              |           | 6,852    |              |        |          |
| " dried..... Cwts.               |              |           | 295,028  |              |        | 1,831    |
| Black Cod..... Cwts.             |              |           |          |              |        |          |
| " used fresh..... Cwts.          |              |           |          |              |        |          |
| " green-salted..... Cwts.        |              |           |          |              |        |          |
| " smoked..... Cwts.              |              |           |          |              |        |          |
| " dried..... Cwts.               |              |           |          |              |        |          |
| Red and Rock Cod, etc..... Cwts. |              |           |          |              |        |          |
| " used fresh..... Cwts.          |              |           |          |              |        |          |
| " green-salted..... Cwts.        |              |           |          |              |        |          |
| " smoked..... Cwts.              |              |           |          |              |        |          |
| Haddock..... Cwts.               | 244,401      | 453,764   |          | 368          | 368    |          |
| " used fresh..... Cwts.          |              |           | 116,686  |              |        | 368      |
| " canned..... Cases              |              |           | 4,936    |              |        |          |
| " smoked..... Cwts.              |              |           | 19,588   |              |        |          |
| " green-salted..... Cwts.        |              |           | 11,132   |              |        |          |
| " smoked fillets..... Cwts.      |              |           | 8,954    |              |        |          |
| " dried..... Cwts.               |              |           | 10,400   |              |        |          |
| Hake and Cusk..... Cwts.         | 80,958       | 81,496    |          | 13,924       | 12,497 |          |
| " used fresh..... Cwts.          |              |           | 725      |              |        | 141      |
| " green-salted..... Cwts.        |              |           | 30,358   |              |        | 6,054    |
| " smoked..... Cwts.              |              |           |          |              |        |          |
| " smoked fillets..... Cwts.      |              |           | 3,592    |              |        |          |
| " dried..... Cwts.               |              |           | 2,908    |              |        | 559      |
| Pollock..... Cwts.               | 33,819       | 47,236    |          |              |        |          |
| " used fresh..... Cwts.          |              |           | 7,179    |              |        |          |
| " green-salted..... Cwts.        |              |           | 5,151    |              |        |          |
| " smoked fillets..... Cwts.      |              |           |          |              |        |          |
| " dried..... Cwts.               |              |           | 5,445    |              |        |          |
| Whiting..... Cwts.               |              |           |          |              |        |          |
| Halibut..... Cwts.               | 19,291       | 212,541   |          | 21           | 126    |          |
| " used fresh..... Cwts.          |              |           | 19,220   |              |        | 21       |
| " canned..... Cases              |              |           | 115      |              |        |          |
| " smoked..... Cwts.              |              |           |          |              |        |          |
| Flounders, Brill, etc..... Cwts. | 5,737        | 6,584     | 5,737    |              |        |          |
| Skate..... Cwts.                 | 291          | 365       | 291      |              |        |          |
| Soles..... Cwts.                 | 2,177        | 4,099     | 2,177    |              |        |          |
| Herring..... Cwts.               | 199,156      | 190,853   |          | 64,451       | 66,431 |          |
| " used fresh..... Cwts.          |              |           | 31,009   |              |        | 9,250    |
| " canned..... Cases              |              |           | 42       |              |        |          |
| " smoked..... Cwts.              |              |           | 17,664   |              |        |          |
| " dry-salted..... Cwts.          |              |           |          |              |        |          |
| " pickled..... Bbbs.             |              |           | 10,081   |              |        | 819      |
| " used as bait..... Bbbs.        |              |           | 51,161   |              |        | 26,372   |
| " fertilizer..... Bbbs.          |              |           | 110      |              |        |          |
| Mackerel..... Cwts.              | 104,900      | 248,234   |          | 6,257        | 16,156 |          |
| " used fresh..... Cwts.          |              |           | 36,595   |              |        | 3,310    |
| " canned..... Cases              |              |           |          |              |        | 150      |
| " salted..... Bbbs.              |              |           | 22,767   |              |        | 947      |
| Sardines..... Cwts.              | 1,675        | 3,350     |          |              |        |          |
| " canned..... Cases              |              |           | 175      |              |        |          |
| " sold fresh..... Bbbs.          |              |           |          |              |        |          |
| Pilchards..... Cwts.             |              |           |          |              |        |          |
| " used fresh..... Cwts.          |              |           |          |              |        |          |
| " canned..... Cases              |              |           |          |              |        |          |
| " smoked..... Cwts.              |              |           |          |              |        |          |
| " used as bait..... Bbbs.        |              |           |          |              |        |          |
| " salted..... Cwts.              |              |           |          |              |        |          |
| Alewives..... Cwts.              | 21,937       | 22,864    |          | 75           | 112    |          |
| " used fresh..... Cwts.          |              |           | 8,566    |              |        |          |
| " smoked..... Cwts.              |              |           | 925      |              |        |          |
| " salted..... Bbbs.              |              |           | 3,839    |              |        | 25       |

RETURN showing, by Provinces, the Quantities and Values of all Sea Fish caught and landed in a GREEN STATE, and the estimated proportion of the catch MARKETED, or intended to be marketed, in a fresh, pickled, canned, etc., state, during the nine months ended September 30, 1925.

| KINDS OF FISH                  | NOVA SCOTIA  |           |          | P. E. ISLAND |         |          |
|--------------------------------|--------------|-----------|----------|--------------|---------|----------|
|                                | Caught Fresh |           | Marketed | Caught Fresh |         | Marketed |
|                                | Quantity     | Value     | Quantity | Quantity     | Value   | Quantity |
|                                |              | \$        |          |              | \$      |          |
| Salmon.....Cwts.               | 8,267        | 127,448   |          | 90           | 1,716   |          |
| "  used fresh....."            |              |           | 8,066    |              |         | 90       |
| "  canned.....Cases            |              |           | 18       |              |         |          |
| "  smoked.....Cwts.            |              |           | 100      |              |         |          |
| "  dry-salted....."            |              |           |          |              |         |          |
| "  mild cured....."            |              |           |          |              |         |          |
| "  pickled....."               |              |           |          |              |         |          |
| Shad....."                     | 553          | 6,203     |          |              |         |          |
| "  used fresh....."            |              |           | 508      |              |         |          |
| "  salted.....Bbls.            |              |           | 15       |              |         |          |
| Smelts.....Cwts.               | 3,280        | 47,479    | 3,280    | 3,011        | 21,447  | 3,011    |
| Albacore....."                 | 1,577        | 7,562     |          |              |         |          |
| "  used fresh....."            |              |           | 1,577    |              |         |          |
| "  canned.....Cases            |              |           |          |              |         |          |
| Caplin, used as bait.....Bbls. |              |           |          | 50           | 150     | 50       |
| Octopus.....Cwts.              |              |           |          |              |         |          |
| Oulachons....."                |              |           |          |              |         |          |
| Squid, used as bait.....Bbls.  | 8,158        | 23,715    | 8,158    |              |         |          |
| Swordfish.....Cwts.            | 3,922        | 58,429    | 3,922    |              |         |          |
| Tom Cod....."                  |              |           |          | 462          | 1,016   | 462      |
| Clams and Quahaugs.....Bbls.   | 3,264        | 6,045     |          | 1,502        | 1,908   |          |
| "  used fresh....."            |              |           | 2,308    |              |         | 22       |
| "  canned.....Cases            |              |           | 956      |              |         | 1,480    |
| Scallops.....Bbls.             | 7,475        | 43,016    |          |              |         |          |
| "  shelled.....Gals.           |              |           | 14,857   |              |         |          |
| "  canned.....Cases            |              |           | 41       |              |         |          |
| Crabs.....Cwts.                |              |           |          |              |         |          |
| Lobsters.....Cwts.             | 163,798      | 2,057,131 |          | 77,173       | 598,177 |          |
| "  shipped in shell....."      |              |           | 57,859   |              |         | 858      |
| "  canned.....Cases            |              |           | 52,968   |              |         | 33,945   |
| "  tomalley....."              |              |           | 318      |              |         | 80       |
| Oysters.....Bbls.              | 377          | 2,322     | 377      | 28           | 196     | 28       |
| Shrimps.....Cwts.              |              |           |          |              |         |          |
| Winkles....."                  | 842          | 1,117     | 842      |              |         |          |
| Cockles....."                  |              |           |          |              |         |          |
| Mussels....."                  |              |           |          |              |         |          |
| Catfish....."                  | 405          | 503       | 405      |              |         |          |
| Total value.....               |              | 6,222,931 |          |              | 788,027 |          |

RETURN showing, by Provinces, the Quantities and Values of all Sea Fish caught and landed in a GREEN STATE, and the estimated proportion of the catch MARKETED, or intended to be marketed, in a fresh, pickled, canned, etc., state, during the nine months ended September 30, 1925.

| KINDS OF FISH              | NEW BRUNSWICK |         |          | QUEBEC       |         |          |
|----------------------------|---------------|---------|----------|--------------|---------|----------|
|                            | Caught Fresh  |         | Marketed | Caught Fresh |         | Marketed |
|                            | Quantity      | Value   | Quantity | Quantity     | Value   | Quantity |
|                            |               | \$      |          |              | \$      |          |
| Cod.....Cwts.              | 232,815       | 398,463 |          | 498,498      | 952,408 |          |
| " used fresh.....          |               |         | 22,159   |              |         | 4,228    |
| " canned.....Cases         |               |         |          |              |         |          |
| " green-salted.....Cwts.   |               |         | 5,788    |              |         | 40,034   |
| " smoked.....              |               |         |          |              |         |          |
| " smoked fillets.....      |               |         |          |              |         |          |
| " boneless.....            |               |         |          |              |         |          |
| " dried.....               |               |         | 73,020   |              |         | 138,052  |
| Black Cod.....             |               |         |          |              |         |          |
| " used fresh.....          |               |         |          |              |         |          |
| " green-salted.....        |               |         |          |              |         |          |
| " smoked.....              |               |         |          |              |         |          |
| " dried.....               |               |         |          |              |         |          |
| Red and Rock Cod, etc..... |               |         |          |              |         |          |
| " used fresh.....          |               |         |          |              |         |          |
| " green-salted.....        |               |         |          |              |         |          |
| " smoked.....              |               |         |          |              |         |          |
| " dried.....               |               |         |          |              |         |          |
| Haddock.....               | 13,931        | 16,466  |          | 600          | 750     |          |
| " used fresh.....          |               |         | 7,466    |              |         | 10       |
| " canned.....Cases         |               |         |          |              |         |          |
| " smoked.....Cwts.         |               |         | 825      |              |         |          |
| " green-salted.....        |               |         | 1,265    |              |         |          |
| " smoked fillets.....      |               |         |          |              |         |          |
| " dried.....               |               |         | 761      |              |         | 196      |
| Hake and Cusk.....         | 62,360        | 43,875  |          | 701          | 701     |          |
| " used fresh.....          |               |         | 18,101   |              |         |          |
| " green-salted.....        |               |         | 12,058   |              |         |          |
| " smoked.....              |               |         |          |              |         |          |
| " smoked fillets.....      |               |         |          |              |         |          |
| " dried.....               |               |         | 6,713    |              |         | 233      |
| Pollock.....               | 20,967        | 27,697  |          |              |         |          |
| " used fresh.....          |               |         | 5,865    |              |         |          |
| " green-salted.....        |               |         | 266      |              |         |          |
| " smoked fillets.....      |               |         |          |              |         |          |
| " dried.....               |               |         | 4,857    |              |         |          |
| Whiting.....               |               |         |          |              |         |          |
| Halibut.....               | 122           | 1,809   |          | 603          | 4,176   |          |
| " used fresh.....          |               |         | 122      |              |         | 603      |
| " canned.....Cases         |               |         |          |              |         |          |
| " smoked.....Cwts.         |               |         |          |              |         |          |
| Flounders, Brill, etc..... | 897           | 2,221   | 897      |              |         |          |
| Skate.....                 | 97            | 147     | 97       |              |         |          |
| Soles.....                 | 42            | 58      | 42       |              |         |          |
| Herring.....               | 345,936       | 225,401 |          | 253,980      | 108,216 |          |
| " used fresh.....          |               |         | 65,087   |              |         | 4,708    |
| " canned.....Cases         |               |         |          |              |         |          |
| " smoked.....Cwts.         |               |         | 53,634   |              |         | 11,079   |
| " dry-salted.....          |               |         |          |              |         |          |
| " pickled.....Bbbs.        |               |         | 3,952    |              |         | 6,511    |
| " used as bait.....        |               |         | 29,785   |              |         | 75,785   |
| " " fertilizer.....        |               |         | 51,074   |              |         | 28,003   |
| Mackerel.....Cwts.         | 16,442        | 47,021  |          | 48,653       | 129,972 |          |
| " used fresh.....          |               |         | 16,442   |              |         | 7,430    |
| " canned.....Cases         |               |         |          |              |         |          |
| " salted.....Bbbs.         |               |         |          |              |         | 13,741   |
| Sardines.....              | 132,616       | 250,563 |          | 40           | 80      |          |
| " sold fresh.....Bbbs.     |               |         | 99,948   |              |         | 40       |
| " canned.....Cases         |               |         | 164,608  |              |         |          |
| Pilchards.....Cwts.        |               |         |          |              |         |          |
| " used fresh.....          |               |         |          |              |         |          |
| " canned.....Cases         |               |         |          |              |         |          |
| " smoked.....Cwts.         |               |         |          |              |         |          |
| " used as bait.....Bbbs.   |               |         |          |              |         |          |
| " salted.....              |               |         |          |              |         |          |
| Alewives.....Cwts.         | 31,984        | 37,278  |          | 54           | 54      |          |
| " used fresh.....          |               |         | 7,434    |              |         |          |
| " smoked.....              |               |         | 350      |              |         |          |
| " salted.....Bbbs.         |               |         | 7,950    |              |         | 18       |



RETURN showing, by Provinces, the Quantities and Values of all Sea Fish caught and landed in a GREEN STATE, and the estimated proportion of the catch MARKETED, or intended to be marketed, in a fresh, pickled, canned, etc., state, during the nine months ended September 30, 1925.

| KINDS OF FISH                  | NEW BRUNSWICK |           |          | QUEBEC       |           |          |
|--------------------------------|---------------|-----------|----------|--------------|-----------|----------|
|                                | Caught Fresh  |           | Marketed | Caught Fresh |           | Marketed |
|                                | Quantity      | Value     | Quantity | Quantity     | Value     | Quantity |
|                                |               | \$        |          |              | \$        |          |
| Salmon.....Cwts.               | 29,527        | 386,587   |          | 16,979       | 158,652   |          |
| “ used fresh.....Cwts.         |               |           | 29,527   |              |           | 15,400   |
| “ canned.....Cases             |               |           |          |              |           | 380      |
| “ smoked.....Cwts.             |               |           |          |              |           |          |
| “ dry-salted.....“             |               |           |          |              |           |          |
| “ mild cured.....“             |               |           |          |              |           |          |
| “ pickled.....“                |               |           |          |              |           | 838      |
| Shad.....“                     | 5,806         | 43,462    |          | 13           | 130       |          |
| “ used fresh.....“             |               |           | 5,692    |              |           | 13       |
| “ salted.....Bbls.             |               |           | 38       |              |           |          |
| Smelts.....Cwts.               | 28,998        | 263,443   | 28,998   | 809          | 7,170     | 809      |
| Albacore.....“                 |               |           |          |              |           |          |
| “ used fresh.....“             |               |           |          |              |           |          |
| “ canned.....Cases             |               |           |          |              |           |          |
| Caplin, used as bait.....Bbls. |               |           |          | 3,775        | 5,575     | 3,775    |
| Octopus.....Cwts.              |               |           |          |              |           |          |
| Oulachons.....“                |               |           |          |              |           |          |
| Squid, used as bait.....Bbls.  |               |           |          | 1,213        | 1,534     | 1,213    |
| Swordfish.....Cwts.            |               |           |          |              |           |          |
| Tom Cod.....“                  | 4,727         | 6,982     | 4,727    |              |           |          |
| Clams and Quahaugs.....Bbls.   | 16,334        | 27,061    |          | 2,729        | 15,059    |          |
| “ used fresh.....“             |               |           | 5,649    |              |           | 2,704    |
| “ canned.....Cases             |               |           | 8,733    |              |           | 25       |
| Scallops.....Bbls.             | 4,107         | 14,438    |          | 839          | 6,016     |          |
| “ shelled.....Gals.            |               |           | 8,214    |              |           | 1,678    |
| “ canned.....Cases             |               |           |          |              |           |          |
| Crabs.....Cwts.                |               |           |          |              |           |          |
| Lobsters.....Cwts.             | 62,430        | 619,431   |          | 25,713       | 191,356   |          |
| “ shipped in shell.....“       |               |           | 16,621   |              |           | 573      |
| “ canned.....Cases             |               |           | 27,113   |              |           | 12,572   |
| “ tomalley.....“               |               |           | 25       |              |           | 110      |
| Oysters.....Bbls.              | 3,501         | 15,391    | 3,501    |              |           |          |
| Shrimps.....Cwts.              |               |           |          |              |           |          |
| Winkles.....“                  | 1,081         | 4,968     | 1,081    |              |           |          |
| Cockles.....“                  | 171           | 473       | 171      |              |           |          |
| Mussels.....“                  |               |           |          |              |           |          |
| Catfish.....“                  |               |           |          |              |           |          |
| Total value.....               |               | 2,433,175 |          |              | 1,581,849 |          |

RETURN showing, by Provinces, the Quantities and Values of all Sea Fish caught and landed in a GREEN STATE, and the estimated proportion of the catch MARKETED, or intended to be marketed, in a fresh, pickled, canned, etc., state, during the nine months ended September 30, 1925.

| KINDS OF FISH              | BRITISH COLUMBIA |         |           |         |
|----------------------------|------------------|---------|-----------|---------|
|                            | Caught Fresh     |         | Marketed  |         |
|                            | Quantity         | Value   | Quantity  |         |
|                            |                  | \$      |           |         |
| Cod.....                   | Cwts.            | 10,366  | 56,446    |         |
| “ used fresh.....          | “                |         |           | 10,366  |
| “ canned.....              | Cases            |         |           |         |
| “ green-salted.....        | Cwts.            |         |           |         |
| “ smoked.....              | “                |         |           |         |
| “ smoked fillets.....      | “                |         |           |         |
| “ boneless.....            | “                |         |           |         |
| “ dried.....               | “                |         |           |         |
| Black Cod.....             | “                | 9,512   | 54,200    |         |
| “ used fresh.....          | “                |         |           | 8,993   |
| “ green-salted.....        | “                |         |           |         |
| “ smoked.....              | “                |         |           | 259     |
| “ dried.....               | “                |         |           |         |
| Red and Rock Cod, etc..... | “                | 16,171  | 114,164   |         |
| “ used fresh.....          | “                |         |           | 16,171  |
| “ green-salted.....        | “                |         |           |         |
| “ smoked.....              | “                |         |           |         |
| Haddock.....               | “                |         |           |         |
| “ used fresh.....          | “                |         |           |         |
| “ canned.....              | Cases            |         |           |         |
| “ smoked.....              | Cwts.            |         |           |         |
| “ green-salted.....        | “                |         |           |         |
| “ smoked fillets.....      | “                |         |           |         |
| “ dried.....               | “                |         |           |         |
| Hake and Cusk.....         | “                |         |           |         |
| “ used fresh.....          | “                |         |           |         |
| “ green-salted.....        | “                |         |           |         |
| “ smoked.....              | “                |         |           |         |
| “ smoked fillets.....      | “                |         |           |         |
| “ dried.....               | “                |         |           |         |
| Pollock.....               | “                |         |           |         |
| “ used fresh.....          | “                |         |           |         |
| “ green-salted.....        | “                |         |           |         |
| “ smoked fillets.....      | “                |         |           |         |
| “ dried.....               | “                |         |           |         |
| Whiting.....               | “                | 99      | 330       | 99      |
| Halibut.....               | “                | 261,564 | 2,417,426 | 261,364 |
| “ used fresh.....          | “                |         |           |         |
| “ canned.....              | Cases            |         |           |         |
| “ smoked.....              | Cwts.            |         |           | 100     |
| Flounders, Brill, etc..... | “                | 3,306   | 10,242    | 3,306   |
| Skate.....                 | “                | 797     | 2,561     | 797     |
| Soles.....                 | “                | 3,244   | 21,567    | 3,244   |
| Herring.....               | “                | 751,752 | 601,968   |         |
| “ used fresh.....          | “                |         |           | 21,570  |
| “ canned.....              | Cases            |         |           |         |
| “ smoked.....              | Cwts.            |         |           | 543     |
| “ dry-salted.....          | “                |         |           | 535,135 |
| “ pickled.....             | Bbls.            |         |           | 12      |
| “ used as bait.....        | “                |         |           | 30,071  |
| “ fertilizer.....          | “                |         |           |         |
| Mackerel.....              | Cwts.            |         |           |         |
| “ used fresh.....          | “                |         |           |         |
| “ canned.....              | Cases            |         |           |         |
| “ salted.....              | Bbls.            |         |           |         |
| Sardines.....              | “                |         |           |         |
| “ sold fresh.....          | Bbls.            |         |           |         |
| “ canned.....              | Cases            |         |           |         |
| Pilchards.....             | Cwts.            | 175,522 | 175,522   |         |
| “ used fresh.....          | “                |         |           | 157,470 |
| “ canned.....              | Cases            |         |           | 23,124  |
| “ smoked.....              | Cwts.            |         |           |         |
| “ used as bait.....        | Bbls.            |         |           | 336     |
| “ salted.....              | “                |         |           |         |
| Alewives.....              | Cwts.            |         |           |         |
| “ used fresh.....          | “                |         |           |         |
| “ smoked.....              | “                |         |           |         |
| “ salted.....              | Bbls.            |         |           |         |

RETURN showing, by Provinces, the Quantities and Values of all Sea Fish caught and landed in a GREEN STATE, and the estimated proportion of the catch MARKETED, or intended to be marketed, in a fresh, pickled, canned, etc., state, during the nine months ended September 30, 1925.

| KINDS OF FISH             | BRITISH COLUMBIA |           |           |
|---------------------------|------------------|-----------|-----------|
|                           | Caught Fresh     |           | Marketed  |
|                           | Quantity         | Value     | Quantity  |
|                           |                  | \$        |           |
| Salmon.....               | Cwts.            | 1,328,104 | 5,442,271 |
| " used fresh.....         | "                |           | 119,338   |
| " canned.....             | Cases            |           | 1,384,542 |
| " smoked.....             | Cwts.            |           | 166       |
| " dry-salted.....         | "                |           | 6,564     |
| " mild cured.....         | "                |           | 23,958    |
| " pickled.....            | "                |           | 83        |
| Shad.....                 | "                | 8         | 272       |
| " used fresh.....         | "                |           | 38        |
| " salted.....             | Bbls.            |           |           |
| Smelts.....               | Cwts.            | 531       | 6,078     |
| Albacore.....             | "                |           |           |
| " used fresh.....         | "                |           |           |
| " canned.....             | Cases            |           |           |
| Caplin, used as bait..... | Bbls.            |           |           |
| Octopus.....              | Cwts.            | 296       | 1,945     |
| Oulachons.....            | "                | 2,367     | 4,514     |
| Squid, used as bait.....  | Bbls.            |           | 296       |
| Swordfish.....            | Cwts.            |           | 2,367     |
| Tom Cod.....              | "                | 8         | 48        |
| Clams and Quahaugs.....   | Bbls.            | 3,045     | 9,976     |
| " used fresh.....         | "                |           | 991       |
| " canned.....             | Cases            |           | 2,054     |
| Scallops.....             | Bbls.            |           |           |
| " shelled.....            | Gals.            |           |           |
| " canned.....             | Cases            |           |           |
| Crabs.....                | Cwts.            | 5,096     | 27,094    |
| Lobsters.....             | Cwts.            |           | 5,096     |
| " shipped in shell.....   | "                |           |           |
| " canned.....             | Cases            |           |           |
| " tomalley.....           | "                |           |           |
| Oysters.....              | Bbls.            | 1,042     | 15,085    |
| Shrimps.....              | Cwts.            | 721       | 9,445     |
| Winkles.....              | "                |           | 721       |
| Cockles.....              | "                |           |           |
| Mussels.....              | "                |           |           |
| Catfish.....              | "                |           |           |
| Total value.....          |                  |           | 8,971,094 |

SUMMARY of the Quantities and Values of all Sea Fish caught and landed in a Fresh or Green State; and an estimate of the Quantities Marketed, or intended to be marketed, fresh, dried, pickled, canned, etc., in the WHOLE OF CANADA, for the NINE MONTHS ended SEPTEMBER 30, 1925.

TOTALS  
for the NINE MONTHS  
ended SEPTEMBER 30, 1924.

| KINDS OF FISH               | Caught Fresh |           | Marketed | Caught Fresh |           | Marketed |
|-----------------------------|--------------|-----------|----------|--------------|-----------|----------|
|                             | Quantity     | Value     | Quantity | Quantity     | Value     | Quantity |
|                             |              | \$        |          |              | \$        |          |
| Cod.....Cwts.               | 2,054,629    | 4,045,619 |          | 1,618,629    | 3,493,351 |          |
| " used fresh.....           |              |           | 118,802  |              |           | 145,579  |
| " canned.....Cases          |              |           | 1,841    |              |           | 862      |
| " green-salted.....Cwts.    |              |           | 157,086  |              |           | 153,033  |
| " smoked....."              |              |           | 67       |              |           | 377      |
| " smoked fillets....."      |              |           | 24,718   |              |           | 12,733   |
| " boneless....."            |              |           | 6,852    |              |           | 2,099    |
| " dried....."               |              |           | 507,931  |              |           | 373,057  |
| Black Cod....."             | 9,512        | 54,200    |          | 4,832        | 29,746    |          |
| " used fresh....."          |              |           | 8,993    |              |           | 4,045    |
| " green-salted....."        |              |           |          |              |           | 10       |
| " smoked....."              |              |           | 259      |              |           | 382      |
| " dried....."               |              |           |          |              |           |          |
| Red and Rock Cod, etc....." | 16,171       | 114,164   |          | 7,577        | 33,794    |          |
| " used fresh....."          |              |           | 16,171   |              |           | 7,577    |
| " green-salted....."        |              |           |          |              |           |          |
| " smoked....."              |              |           |          |              |           |          |
| Haddock....."               | 259,295      | 471,348   |          | 256,082      | 434,897   |          |
| " used fresh....."          |              |           | 124,530  |              |           | 123,264  |
| " canned.....Cases          |              |           | 4,936    |              |           | 4,102    |
| " smoked.....Cwts.          |              |           | 20,413   |              |           | 26,530   |
| " green-salted....."        |              |           | 12,397   |              |           | 11,766   |
| " smoked fillets....."      |              |           | 8,954    |              |           | 3,536    |
| " dried....."               |              |           | 11,447   |              |           | 12,824   |
| Hake and Cusk....."         | 157,943      | 138,569   |          | 152,200      | 134,978   |          |
| " used fresh....."          |              |           | 18,967   |              |           | 19,451   |
| " green-salted.....Cwts.    |              |           | 48,476   |              |           | 38,748   |
| " smoked....."              |              |           |          |              |           |          |
| " smoked fillets....."      |              |           | 3,592    |              |           | 3,767    |
| " dried....."               |              |           | 10,413   |              |           | 14,629   |
| Pollock....."               | 54,786       | 74,933    |          | 42,392       | 49,834    |          |
| " used fresh....."          |              |           | 13,044   |              |           | 7,539    |
| " green-salted....."        |              |           | 5,417    |              |           | 5,490    |
| " smoked fillets....."      |              |           |          |              |           | 18       |
| " dried....."               |              |           | 10,302   |              |           | 7,939    |
| Whiting....."               | 99           | 330       | 99       | 40           | 194       | 40       |
| Halibut....."               | 281,601      | 2,636,078 |          | 293,408      | 3,395,141 |          |
| " used fresh....."          |              |           | 281,330  |              |           | 293,383  |
| " canned.....Cases          |              |           | 115      |              |           |          |
| " smoked.....Cwts.          |              |           | 100      |              |           | 13       |
| Flounders, Brill, etc....." | 9,940        | 19,047    | 9,940    | 5,667        | 7,264     | 5,667    |
| Skate....."                 | 1,185        | 3,073     | 1,185    | 834          | 2,283     | 834      |
| Soles....."                 | 5,463        | 25,724    | 5,463    | 4,167        | 22,941    | 4,167    |
| Herring....."               | 1,615,276    | 1,192,809 |          | 1,399,057    | 1,544,170 |          |
| " used fresh....."          |              |           | 131,624  |              |           | 88,769   |
| " canned.....Cases          |              |           | 42       |              |           | 193      |
| " smoked.....Cwts.          |              |           | 82,920   |              |           | 49,357   |
| " dry-salted....."          |              |           | 535,135  |              |           | 488,056  |
| " pickled.....Bbls.         |              |           | 21,375   |              |           | 32,035   |
| " used as bait....."        |              |           | 213,174  |              |           | 167,536  |
| " fertilizer....."          |              |           | 79,187   |              |           | 85,095   |
| Mackerel.....Cwts.          | 176,252      | 441,383   |          | 151,137      | 461,953   |          |
| " used fresh....."          |              |           | 63,777   |              |           | 84,453   |
| " canned.....Cases          |              |           | 150      |              |           |          |
| " salted.....Bbls.          |              |           | 4,550    |              |           | 22,222   |
| Sardines....."              | 134,331      | 253,993   |          | 220,900      | 440,495   |          |
| " sold fresh.....Bbls.      |              |           | 100,163  |              |           | 182,885  |
| " canned.....Cases          |              |           | 164,608  |              |           | 178,494  |
| Pilchards.....Cwts.         | 175,522      | 175,522   |          | 7,015        | 3,779     |          |
| " used fresh....."          |              |           | 157,470  |              |           | 8        |
| " canned.....Cases          |              |           | 24,830   |              |           | 6,222    |
| " smoked.....Cwts.          |              |           |          |              |           |          |
| " used as bait.....Bbls.    |              |           | 336      |              |           | 1,560    |
| " salted....."              |              |           |          |              |           |          |

SUMMARY of the Quantities and Values of all Sea Fish caught and landed in a Fresh or Green State; and an estimate of the Quantities Marketed, or intended to be marketed, fresh, dried, pickled, canned, etc., in the WHOLE OF CANADA, for the NINE MONTHS ended SEPTEMBER 30, 1925.

TOTALS  
for the NINE MONTHS  
ended SEPTEMBER 30, 1924.

| KINDS OF FISH                  | Caught Fresh |            | Marketed  | Caught Fresh |            | Marketed  |
|--------------------------------|--------------|------------|-----------|--------------|------------|-----------|
|                                | Quantity     | Value      | Quantity  | Quantity     | Value      | Quantity  |
|                                |              | \$         |           |              | \$         |           |
| Alewives.....Cwts.             | 54,050       | 60,308     |           | 31,577       | 30,481     |           |
| "  used fresh....."            |              |            | 16,000    |              |            | 11,095    |
| "  smoked....."                |              |            | 1,275     |              |            | 1,688     |
| "  salted.....Bbls.            |              |            | 11,832    |              |            | 5,702     |
| Salmon.....Cwts.               | 1,382,967    | 6,116,674  |           | 1,136,099    | 4,550,705  |           |
| "  used fresh....."            |              |            | 172,430   |              |            | 185,347   |
| "  canned.....Cases            |              |            | 1,384,940 |              |            | 1,097,785 |
| "  smoked.....Cwts.            |              |            | 206       |              |            | 309       |
| "  dry-salted....."            |              |            | 6,564     |              |            | 547       |
| "  mild cured....."            |              |            | 23,958    |              |            | 16,874    |
| "  pickled....."               |              |            | 921       |              |            | 1,446     |
| Shad....."                     | 6,410        | 50,067     |           | 5,380        | 39,166     |           |
| "  used fresh....."            |              |            | 6,251     |              |            | 4,807     |
| "  salted.....Bbls.            |              |            | 53        |              |            | 190       |
| Smelts.....Cwts.               | 36,629       | 345,617    | 36,629    | 60,783       | 563,299    | 60,783    |
| Albacore....."                 | 1,577        | 7,562      |           | 1,694        | 2,990      |           |
| "  used fresh....."            |              |            | 1,577     |              |            | 1,694     |
| "  canned.....Cases            |              |            |           |              |            |           |
| Caplin, used as bait.....Bbls. | 3,825        | 5,725      | 3,825     | 2,970        | 4,501      | 2,970     |
| Octopus.....Cwts.              | 296          | 1,945      | 296       | 245          | 2,427      | 245       |
| Oulachons....."                | 2,367        | 4,514      | 2,367     | 987          | 3,530      | 987       |
| Squid, used as bait.....Bbls.  | 9,371        | 25,249     | 9,371     | 3,722        | 8,609      | 3,722     |
| Swordfish.....Cwts.            | 3,922        | 58,429     | 3,922     | 5,488        | 59,383     | 5,488     |
| Tom Cod....."                  | 5,197        | 8,046      | 5,197     | 7,674        | 12,391     | 7,674     |
| Clams and Quahaugs.....Bbls.   | 26,924       | 59,989     |           | 43,627       | 80,934     |           |
| "  used fresh....."            |              |            | 11,764    |              |            | 21,809    |
| "  canned.....Cases            |              |            | 14,557    |              |            | 21,025    |
| Scallops.....Bbls.             | 12,421       | 63,470     |           | 6,704        | 39,622     |           |
| "  shelled.....Gals.           |              |            | 21,750    |              |            | 12,979    |
| "  canned.....Cases            |              |            | 41        |              |            | 197       |
| Crabs.....Cwts.                | 5,096        | 27,094     |           | 4,197        | 29,520     |           |
| "  used fresh....."            |              |            | 5,096     |              |            | 4,162     |
| "  Canned.....Cases            |              |            |           |              |            | 5         |
| Lobsters.....Cwts.             | 329,035      | 3,466,095  |           | 256,219      | 2,540,825  |           |
| "  shipped in shell....."      |              |            | 75,832    |              |            | 56,181    |
| "  canned.....Cases            |              |            | 126,598   |              |            | 100,114   |
| "  tomalley....."              |              |            | 533       |              |            | 771       |
| Oysters.....Bbls.              | 4,948        | 32,994     | 4,948     | 7,050        | 49,617     | 7,050     |
| Shrimps.....Cwts.              | 721          | 9,445      | 721       | 2,460        | 38,974     | 2,460     |
| Winkles....."                  | 1,985        | 6,085      | 1,985     | 729          | 1,645      | 729       |
| Cockles....."                  | 171          | 473        | 171       |              |            |           |
| Mussels....."                  |              |            |           | 25           | 17         | 25        |
| Catfish....."                  | 405          | 503        | 405       |              |            |           |
| Total value.....               |              | 19,997,076 |           |              | 18,113,456 |           |

## UNITED STATES

## ATLANTIC COAST

(From reports of the Bureau of Fisheries, Department of Commerce.)

The quantities of the chief kinds of fish landed at Boston and Gloucester, Mass., and Portland, Maine, by United States fishing vessels during the eight months ended August 31, 1925, and those landed during the corresponding period in the preceding year were as follows:—

| Kinds of Fish                              | 1925    | 1924    |
|--|---------|---------|
|  | Cwts.   | Cwts.   |
| Cod, fresh.....                            | 505,873 | 444,189 |
| “ salted.....                              | 27,048  | 15,485  |
| Cusk, fresh.....                           | 26,502  | 18,758  |
| “ salted.....                              | 563     | 404     |
| Haddock, fresh.....                        | 641,534 | 514,424 |
| “ salted.....                              | 169     | 3       |
| Hake, fresh.....                           | 23,318  | 26,428  |
| “ salted.....                              | 112     | 132     |
| Pollock, fresh.....                        | 19,530  | 16,953  |
| “ salted.....                              | 379     | 130     |
| Halibut, fresh.....                        | 30,397  | 36,063  |
| “ salted.....                              | 14      | 5       |
| Mackerel, fresh.....                       | 134,678 | 55,788  |
| “ salted.....                              | 11,164  | 7,876   |
| Other fish, fresh (including Herring)..... | 81,129  | 65,668  |
| “ salted.....                              |         | 9,571   |

## PACIFIC COAST

The quantities of the chief kinds of fish landed at Seattle, Washington, by United States fishing vessels during the eight months ended August 31, 1925, and those landed during the corresponding period in the preceding year, were as follows:—

| Kinds of Fish                              | 1925   | 1924    |
|--|--------|---------|
|  | Cwts.  | Cwts.   |
| Halibut, fresh.....                        | 72,377 | 57,607  |
| Black Cod (Sable fish), fresh.....         | 8,788  | 11,236  |
| Ling Cod, fresh.....                       | 4,721  | 3,538   |
| TAKEN IN PUGET SOUND BY COLLECTING VESSELS |        |         |
| Herring.....                               | 5,050  | 2,486   |
| Salmon.....                                | 89,335 | 160,372 |
| Trout.....                                 | 479    | 783     |
| Crabs.....                                 | 3,230  | 3,449   |

## ENGLAND AND WALES

(From monthly reports of the Board of Agriculture and Fisheries.)

The total quantity of fish landed in England and Wales during the eight months ended August 31, 1925, was 7,006,913 cwts., valued at \$42,986,705, while that landed during the corresponding period in the preceding year was 6,696,656 cwts., valued at \$43,798,485.

The value of shellfish is included, but the weight is not.

The quantities of the chief kinds landed during the eight months this year, and those landed during the corresponding period last year, were as follows:—

| Kinds of Fish                | 1925      | 1924      |
|------------------------------|-----------|-----------|
|                              | Cwts.     | Cwts.     |
| Cod.....                     | 1,961,267 | 1,902,139 |
| Haddock.....                 | 1,373,451 | 1,120,649 |
| Hake.....                    | 688,971   | 563,463   |
| Ling.....                    | 116,415   | 113,541   |
| Saith (Coalfish).....        | 250,369   | 265,610   |
| Halibut.....                 | 87,978    | 93,982    |
| Skate.....                   | 272,543   | 301,514   |
| Whiting.....                 | 177,492   | 216,284   |
| Soles, Brill and Turbot..... | 90,016    | 102,556   |
| Plaice.....                  | 436,287   | 426,150   |
| Herring.....                 | 446,955   | 534,326   |
| Mackerel.....                | 172,935   | 179,111   |
| Lobsters (Number).....       | 677,500   | 596,500   |
| Oysters ".....               | 5,950,000 | 8,391,500 |

## SCOTLAND

(From monthly reports of the Fishery Board.)

The total quantity of fish landed in Scotland during the eight months ended August 31, 1925, was 4,328,611 cwts., valued at \$16,862,320, while that landed during the corresponding period in the preceding year was 5,938,230 cwts., valued at \$18,315,275.

The value of shellfish is included, but the weight is not.

The quantities of the chief kinds landed during the eight months this year, and those landed during the corresponding period last year, were as follows:—

| Kinds of Fish                | 1925      | 1924      |
|------------------------------|-----------|-----------|
|                              | Cwts.     | Cwts.     |
| Cod.....                     | 403,156   | 398,244   |
| Haddock.....                 | 568,214   | 479,225   |
| Hake.....                    | 31,584    | 29,768    |
| Saith (Coalfish).....        | 96,879    | 84,347    |
| Ling.....                    | 111,510   | 90,844    |
| Halibut.....                 | 42,717    | 52,624    |
| Plaice.....                  | 37,330    | 38,904    |
| Skate.....                   | 120,600   | 109,915   |
| Soles, Brill and Turbot..... | 38,980    | 33,851    |
| Herring.....                 | 2,589,031 | 4,221,638 |
| Mackerel.....                | 38,304    | 25,113    |
| Lobsters (Number).....       | 663,232   | 619,184   |
| Oysters ".....               | 31,678    | 35,294    |

## IRELAND

(From monthly reports of the Ministry of Fisheries.)

The total quantity of fish landed in Ireland during the eight months ended August 31, 1925, was 318,976 cwts., valued at \$1,272,875 while that landed during the corresponding period in the preceding year was 227,537 cwts., valued at \$1,060,685.

The value of shellfish is included, but the weight is not.

The quantities of the chief kinds landed during the eight months this year, and those landed during the corresponding period last year, were as follows:—

| Kinds of Fish                | 1925    | 1924    |
|------------------------------|---------|---------|
|                              | Cwts.   | Cwts.   |
| Cod.....                     | 13,058  | 12,992  |
| Haddock.....                 | 970     | 1,827   |
| Hake.....                    | 4,286   | 3,730   |
| Ling.....                    | 492     | 701     |
| Soles, Brill and Turbot..... | 1,597   | 1,615   |
| Plaice.....                  | 7,963   | 6,281   |
| Skate.....                   | 4,752   | 5,553   |
| Herring.....                 | 203,491 | 122,822 |
| Mackerel.....                | 61,764  | 46,638  |
| Lobsters (Number).....       | 485,444 | 437,275 |
| Oysters ".....               | 55,890  | 21,010  |


## NEWFOUNDLAND

(From monthly reports of the Newfoundland Custom Department)

Statement of dry cod fish exported from the colony of Newfoundland for the six months ended June 30, 1925, and the corresponding period in the preceding year.

| Country of Destination     | 1925   | 1924    |
|----------------------------|--------|---------|
|                            | Cwts.  | Cwts.   |
| United Kingdom.....        | 7,049  | 11,097  |
| Canada.....                | 1,564  | 6,281   |
| B. W. Indies.....          | 47,415 | 39,883  |
| Brazil.....                | 74,415 | 69,682  |
| Costa Rica.....            | 25     | 76      |
| Foreign West Indies.....   | 42,495 | 36,618  |
| Greece.....                | 16,875 | 5,510   |
| Italy.....                 | 13,832 | 29,068  |
| Portugal.....              | 97,499 | 109,332 |
| Spain.....                 | 72,902 | 111,028 |
| United States.....         | 1,920  | 5,730   |
| Maderia.....               | 2,185  | 2,014   |
| Gold Coast.....            |        | 6       |
| Malta.....                 |        | 112     |
| Pickled fish exported..... | 4,743  | 9,218   |





Jan.-Dec. 1925

MARINE AND FISHERIES DEPARTMENT

FISHERIES BRANCH

CANADA

QUARTERLY BULLETIN

OF

SEA FISHERY STATISTICS

PERIOD: JANUARY-DECEMBER, 1925

ISSUED BY THE AUTHORITY OF THE MINISTER

HON. P. J. A. CARDIN

FISHERIES' LIBRARY

OTTAWA

F. A. ACLAND

PRINTER TO THE KING'S MOST EXCELLENT MAJESTY

1926

**NOTE.**

The values herein shown are based on the prices of the various kinds when first brought to land by the fishermen. The figures contained in the Quarterly Bulletins are subject to revision and change before publication in the Annual Statistical Report.

**J. J. COWIE,**  
*Chief Statistical Officer.*

OTTAWA, February, 1926.

RETURN showing, by Provinces, the Quantities and Values of all Sea Fish caught and landed in a GREEN STATE, and the estimated proportion of the catch MARKETED, or intended to be marketed, in a fresh, pickled, canned, etc., state, during the twelve months ended December 31, 1925.

| KINDS OF FISH               | NOVA SCOTIA  |           |          | P. E. ISLAND |        |          |
|-----------------------------|--------------|-----------|----------|--------------|--------|----------|
|                             | Caught Fresh |           | Marketed | Caught Fresh |        | Marketed |
|                             | Quantity     | Value     | Quantity | Quantity     | Value  | Quantity |
|                             |              | \$        |          |              | \$     |          |
| Cod.....Cwts.               | 1,394,788    | 2,922,263 |          | 59,685       | 83,369 |          |
| " used fresh.....           |              |           | 108,728  |              |        | 17,650   |
| " canned.....Cases          |              |           | 1,891    |              |        |          |
| " green-salted.....Cwts.    |              |           | 114,099  |              |        | 17,766   |
| " smoked....."              |              |           | 394      |              |        |          |
| " smoked fillets....."      |              |           | 41,092   |              |        |          |
| " boneless....."            |              |           | 7,676    |              |        |          |
| " dried....."               |              |           | 302,561  |              |        | 2,168    |
| Black Cod....."             |              |           |          |              |        |          |
| " used fresh....."          |              |           |          |              |        |          |
| " green-salted....."        |              |           |          |              |        |          |
| " smoked....."              |              |           |          |              |        |          |
| " dried....."               |              |           |          |              |        |          |
| Red and Rock Cod, etc....." |              |           |          |              |        |          |
| " used fresh....."          |              |           |          |              |        |          |
| " green-salted....."        |              |           |          |              |        |          |
| " smoked....."              |              |           |          |              |        |          |
| Haddock....."               | 320,807      | 626,065   |          | 968          | 1,168  |          |
| " used fresh....."          |              |           | 158,397  |              |        | 968      |
| " canned.....Cases          |              |           | 5,282    |              |        |          |
| " smoked.....Cwts.          |              |           | 32,475   |              |        |          |
| " green-salted....."        |              |           | 12,146   |              |        |          |
| " smoked fillets....."      |              |           | 9,809    |              |        |          |
| " dried....."               |              |           | 11,747   |              |        |          |
| Hake and Cusk....."         | 87,520       | 91,267    |          | 14,939       | 13,512 |          |
| " used fresh....."          |              |           | 1,433    |              |        | 141      |
| " green-salted....."        |              |           | 31,960   |              |        | 6,561    |
| " smoked....."              |              |           |          |              |        |          |
| " smoked fillets....."      |              |           | 4,454    |              |        |          |
| " dried....."               |              |           | 2,927    |              |        | 559      |
| Pollock....."               | 47,391       | 62,610    |          |              |        |          |
| " used fresh....."          |              |           | 9,472    |              |        |          |
| " green-salted....."        |              |           | 9,677    |              |        |          |
| " smoked fillets....."      |              |           |          |              |        |          |
| " dried....."               |              |           | 6,181    |              |        |          |
| Whiting....."               |              |           |          |              |        |          |
| Halibut....."               | 20,208       | 223,471   |          | 21           | 126    |          |
| " used fresh....."          |              |           | 20,137   |              |        | 21       |
| " canned.....Cases          |              |           | 115      |              |        |          |
| " smoked.....Cwts.          |              |           |          |              |        |          |
| Flounders, Brill, etc....." | 10,930       | 13,754    | 10,930   |              |        |          |
| Skate....."                 | 6,785        | 6,876     | 6,785    |              |        |          |
| Soles....."                 | 2,946        | 5,637     | 2,946    |              |        |          |
| Herring....."               | 205,291      | 197,931   |          | 64,941       | 67,041 |          |
| " used fresh....."          |              |           | 32,010   |              |        | 9,680    |
| " canned.....Cases          |              |           | 42       |              |        |          |
| " smoked.....Cwts.          |              |           | 18,338   |              |        |          |
| " dry-salted....."          |              |           |          |              |        |          |
| " pickled.....Bbls.         |              |           | 11,087   |              |        | 839      |
| " used as bait....."        |              |           | 51,540   |              |        | 26,372   |
| " fertilizer....."          |              |           | 110      |              |        |          |
| Mackerel.....Cwts.          | 116,112      | 281,594   |          | 6,320        | 16,471 |          |
| " used fresh....."          |              |           | 42,633   |              |        | 3,310    |
| " canned.....Cases          |              |           |          |              |        | 150      |
| " salted.....Bbls.          |              |           | 24,492   |              |        | 968      |
| Sardines....."              | 1,675        | 3,350     |          |              |        |          |
| " sold fresh.....Bbls.      |              |           | 175      |              |        |          |
| " canned.....Cases          |              |           |          |              |        |          |
| Pilchards.....Cwts.         |              |           |          |              |        |          |
| " used fresh....."          |              |           |          |              |        |          |
| " canned.....Cases          |              |           |          |              |        |          |
| " smoked.....Cwts.          |              |           |          |              |        |          |
| " used as bait.....Bbls.    |              |           |          |              |        |          |
| " salted....."              |              |           |          |              |        |          |
| Alewives.....Cwts.          | 21,937       | 22,864    |          | 75           | 112    |          |
| " used fresh....."          |              |           | 8,566    |              |        |          |
| " smoked....."              |              |           | 925      |              |        |          |
| " salted.....Bbls.          |              |           | 3,839    |              |        | 25       |

RETURN showing, by Provinces, the Quantities and Values of all Sea Fish caught and landed in a GREEN STATE, and the estimated proportion of the catch MARKETED, or intended to be marketed, in a fresh, pickled, canned, etc., state, during the twelve months ended December 31, 1925.

| KINDS OF FISH                  | NOVA SCOTIA  |           |          | P. E. ISLAND |         |          |
|--------------------------------|--------------|-----------|----------|--------------|---------|----------|
|                                | Caught Fresh |           | Marketed | Caught Fresh |         | Marketed |
|                                | Quantity     | Value     | Quantity | Quantity     | Value   | Quantity |
|                                |              | \$        |          |              | \$      |          |
| Salmon.....Cwts.               | 8,267        | 127,448   | 90       | 1,716        | 90      |          |
| " used fresh....."             |              |           | 8,066    |              |         |          |
| " canned.....Cases             |              |           | 18       |              |         |          |
| " smoked.....Cwts.             |              |           | 100      |              |         |          |
| " dry-salted....."             |              |           |          |              |         |          |
| " mild cured....."             |              |           |          |              |         |          |
| " pickled....."                |              |           |          |              |         |          |
| Shad....."                     | 553          | 6,203     |          |              |         |          |
| " used fresh....."             |              |           | 508      |              |         |          |
| " salted.....Bbbs.             |              |           | 15       |              |         |          |
| Smelts.....Cwts.               | 8,356        | 105,691   | 8,356    | 17,595       | 112,254 | 17,595   |
| Albacore....."                 | 1,591        | 7,632     |          | 975          | 4,875   |          |
| " used fresh....."             |              |           | 1,591    |              |         | 975      |
| " canned.....Cases             |              |           |          | 138          | 414     | 138      |
| Caplin, used as bait.....Bbbs. |              |           |          |              |         |          |
| Octopus.....Cwts.              |              |           |          |              |         |          |
| Oulachons....."                |              |           |          |              |         |          |
| Squid, used as bait.....Bbbs.  | 11,002       | 32,076    | 11,002   |              |         |          |
| Swordfish.....Cwts.            | 4,432        | 66,581    | 4,432    |              |         |          |
| Tom Cod....."                  | 195          | 160       | 195      | 2,455        | 5,047   | 2,455    |
| Clams and Quahaugs.....Bbbs.   | 4,449        | 8,333     |          | 1,560        | 1,988   |          |
| " used fresh....."             |              |           | 3,269    |              |         | 53       |
| " canned.....Cases             |              |           | 1,180    |              |         | 1,507    |
| Scallops.....Bbbs.             | 12,404       | 71,965    |          |              |         |          |
| " shelled.....Gals.            |              |           | 24,715   |              |         |          |
| " canned.....Cases             |              |           | 41       |              |         |          |
| Crabs.....Cwts.                |              |           |          |              |         |          |
| Lobsters.....Cwts.             | 164,386      | 2,080,651 |          | 78,290       | 613,643 |          |
| " shipped in shell....."       |              |           | 58,447   |              |         | 896      |
| " canned.....Cases             |              |           | 52,968   |              |         | 34,014   |
| " tomalley....."               |              |           | 318      |              |         | 80       |
| Oysters.....Bbbs.              | 2,620        | 15,607    | 2,620    | 5,278        | 31,852  | 5,278    |
| Shrimps.....Cwts.              |              |           |          |              |         |          |
| Winkles....."                  | 995          | 1,476     | 995      |              |         |          |
| Cockles....."                  |              |           |          |              |         |          |
| Mussels....."                  |              |           |          |              |         |          |
| Catfish....."                  | 425          | 523       | 425      |              |         |          |
| Total value.....               |              | 6,972,028 |          |              | 953,588 |          |

RETURN showing, by Provinces, the Quantities and Values of all Sea Fish caught and landed in a GREEN STATE, and the estimated proportion of the catch MARKETED, or intended to be marketed, in a fresh, pickled, canned, etc., state, during the twelve months ended December 31, 1925.

| KINDS OF FISH          | NEW BRUNSWICK |         |          | QUEBEC       |         |           |         |
|------------------------|---------------|---------|----------|--------------|---------|-----------|---------|
|                        | Caught Fresh  |         | Marketed | Caught Fresh |         | Marketed  |         |
|                        | Quantity      | Value   | Quantity | Quantity     | Value   | Quantity  |         |
| Cod.....               | Cwts.         | 268,269 | 426,257  |              | 554,100 | 1,053,109 |         |
| “ used fresh.....      | “             |         |          |              |         |           | 26,593  |
| “ canned.....          | Cases         |         |          |              |         |           | 4,546   |
| “ green-salted.....    | Cwts.         |         |          |              |         |           | 7,958   |
| “ smoked.....          | “             |         |          |              |         |           |         |
| “ smoked fillets.....  | “             |         |          |              |         |           |         |
| “ boneless.....        | “             |         |          |              |         |           |         |
| “ dried.....           | “             |         |          |              |         |           | 75,247  |
| Black Cod.....         | “             |         |          |              |         |           |         |
| “ used fresh.....      | “             |         |          |              |         |           |         |
| “ green-salted.....    | “             |         |          |              |         |           |         |
| “ smoked.....          | “             |         |          |              |         |           |         |
| “ dried.....           | “             |         |          |              |         |           |         |
| Red and Rock Cod, etc. | “             |         |          |              |         |           |         |
| “ used fresh.....      | “             |         |          |              |         |           |         |
| “ green-salted.....    | “             |         |          |              |         |           |         |
| “ smoked.....          | “             |         |          |              |         |           |         |
| Haddock.....           | “             | 16,883  | 23,586   |              | 975     | 1,125     |         |
| “ used fresh.....      | “             |         |          |              |         |           | 10,328  |
| “ canned.....          | Cases         |         |          |              |         |           | 825     |
| “ smoked.....          | Cwts.         |         |          |              |         |           | 1,265   |
| “ green-salted.....    | “             |         |          |              |         |           |         |
| “ smoked fillets.....  | “             |         |          |              |         |           |         |
| “ dried.....           | “             |         |          |              |         |           | 791     |
| Hake and Cusk.....     | “             | 65,495  | 46,203   |              | 1,277   | 1,277     |         |
| “ used fresh.....      | “             |         |          |              |         |           | 20,787  |
| “ green-salted.....    | “             |         |          |              |         |           | 12,083  |
| “ smoked.....          | “             |         |          |              |         |           |         |
| “ smoked fillets.....  | “             |         |          |              |         |           |         |
| “ dried.....           | “             |         |          |              |         |           | 6,846   |
| Pollock.....           | “             | 28,804  | 38,191   |              |         |           |         |
| “ used fresh.....      | “             |         |          |              |         |           | 7,465   |
| “ green-salted.....    | “             |         |          |              |         |           | 266     |
| “ smoked fillets.....  | “             |         |          |              |         |           |         |
| “ dried.....           | “             |         |          |              |         |           | 6,936   |
| Whiting.....           | “             |         |          |              |         |           |         |
| Halibut.....           | “             | 123     | 1,829    |              | 1,173   | 6,242     |         |
| “ used fresh.....      | “             |         |          |              |         |           | 123     |
| “ canned.....          | Cases         |         |          |              |         |           |         |
| “ smoked.....          | Cwts.         |         |          |              |         |           |         |
| Flounders, Brill, etc. | “             | 970     | 2,387    |              |         |           | 970     |
| Skate.....             | “             | 183     | 264      |              |         |           | 183     |
| Soles.....             | “             | 42      | 58       |              |         |           | 42      |
| Herring.....           | “             | 366,471 | 242,066  |              | 267,716 | 118,892   |         |
| “ used fresh.....      | “             |         |          |              |         |           | 72,185  |
| “ canned.....          | Cases         |         |          |              |         |           | 10      |
| “ smoked.....          | Cwts.         |         |          |              |         |           | 60,179  |
| “ dry-salted.....      | “             |         |          |              |         |           |         |
| “ pickled.....         | Bbbs.         |         |          |              |         |           | 3,952   |
| “ used as bait.....    | “             |         |          |              |         |           | 29,955  |
| “ fertilizer.....      | “             |         |          |              |         |           | 51,074  |
| Mackerel.....          | Cwts.         | 16,450  | 47,053   |              | 48,653  | 129,972   |         |
| “ used fresh.....      | “             |         |          |              |         |           | 16,450  |
| “ canned.....          | Cases         |         |          |              |         |           |         |
| “ salted.....          | Bbbs.         |         |          |              |         |           |         |
| Sardines.....          | “             | 155,718 | 278,745  |              | 89      | 178       |         |
| “ sold fresh.....      | Bbbs.         |         |          |              |         |           | 113,664 |
| “ canned.....          | Cases         |         |          |              |         |           | 210,203 |
| Pilchards.....         | Cwts.         |         |          |              |         |           |         |
| “ used fresh.....      | “             |         |          |              |         |           |         |
| “ canned.....          | Cases         |         |          |              |         |           |         |
| “ smoked.....          | Cwts.         |         |          |              |         |           |         |
| “ used as bait.....    | Bbbs.         |         |          |              |         |           |         |
| “ salted.....          | “             |         |          |              |         |           |         |
| Alewives.....          | Cwts.         | 33,484  | 38,778   |              | 54      | 54        |         |
| “ used fresh.....      | “             |         |          |              |         |           | 7,434   |
| “ smoked.....          | “             |         |          |              |         |           | 350     |
| “ salted.....          | Bbbs.         |         |          |              |         |           | 8,450   |

RETURN showing, by Provinces, the Quantities and Values of all Sea Fish caught and landed in a GREEN STATE, and the estimated proportion of the catch MARKETED, or intended to be marketed, in a fresh, pickled, canned, etc., state, during the twelve months ended December 31, 1925.

| KINDS OF FISH                   | NEW BRUNSWICK |           |          | QUEBEC       |           |          |
|---------------------------------|---------------|-----------|----------|--------------|-----------|----------|
|                                 | Caught Fresh  |           | Marketed | Caught Fresh |           | Marketed |
|                                 | Quantity      | Value     | Quantity | Quantity     | Value     | Quantity |
|                                 |               | \$        |          |              | \$        |          |
| Salmon..... Cwts.               | 29,527        | 386,587   |          | 16,979       | 158,652   |          |
| " used fresh..... "             |               |           | 29,527   |              |           | 15,400   |
| " canned..... Cases             |               |           |          |              |           | 380      |
| " smoked..... Cwts.             |               |           |          |              |           |          |
| " dry-salted..... "             |               |           |          |              |           |          |
| " mild cured..... "             |               |           |          |              |           |          |
| " pickled..... "                |               |           |          |              |           | 838      |
| Shad..... "                     | 5,806         | 43,462    |          | 13           | 130       |          |
| " used fresh..... "             |               |           | 5,692    |              |           | 13       |
| " salted..... Bbls.             |               |           | 38       |              |           |          |
| Smelts..... Cwts.               | 46,502        | 460,704   | 46,502   | 1,272        | 12,507    | 1,272    |
| Albacore..... "                 |               |           |          |              |           |          |
| " used fresh..... "             |               |           |          |              |           |          |
| " canned..... Cases             |               |           |          |              |           |          |
| Caplin, used as bait..... Bbls. |               |           |          | 3,775        | 5,575     | 5,775    |
| Octopus..... Cwts.              |               |           |          |              |           |          |
| Oulachons..... "                |               |           |          |              |           |          |
| Squid, used as bait..... Bbls.  |               |           |          | 1,447        | 1,813     | 1,447    |
| Swordfish..... Cwts.            |               |           |          |              |           |          |
| Tom Cod..... "                  | 13,191        | 19,694    | 13,191   |              |           |          |
| Clams and Quahaugs..... Bbls.   | 18,565        | 30,256    |          | 3,116        | 17,021    |          |
| " used fresh..... "             |               |           | 5,800    |              |           | 3,091    |
| " canned..... Cases             |               |           | 10,793   |              |           | 25       |
| Scallops..... Bbls.             | 4,119         | 14,558    |          | 1,403        | 10,178    |          |
| " shelled..... Gals.            |               |           | 8,238    |              |           | 2,762    |
| " canned..... Cases             |               |           |          |              |           | 11       |
| Crabs..... Cwts.                |               |           |          |              |           |          |
| Lobsters..... Cwts.             | 69,048        | 798,378   |          | 25,713       | 191,356   |          |
| " shipped in shell..... "       |               |           | 22,475   |              |           | 573      |
| " canned..... Cases             |               |           | 27,965   |              |           | 12,572   |
| " tomalley..... "               |               |           | 25       |              |           | 110      |
| Oysters..... Bbls.              | 12,873        | 62,585    | 12,873   |              |           |          |
| Shrimps..... Cwts.              |               |           |          |              |           |          |
| Winkles..... "                  | 1,091         | 5,008     | 1,091    |              |           |          |
| Cockles..... "                  | 201           | 563       | 201      |              |           |          |
| Mussels..... "                  |               |           |          |              |           |          |
| Catfish..... "                  |               |           |          |              |           |          |
| Total value.....                |               | 2,967,272 |          |              | 1,708,081 |          |

RETURN showing, by Provinces, the Quantities and Values of all Sea Fish caught and landed in a GREEN STATE, and the estimated proportion of the catch MARKETED, or intended to be marketed, in a fresh, pickled, canned, etc., state, during the twelve months ended December 31, 1925.

| KINDS OF FISH              | BRITISH COLUMBIA |           |           |
|----------------------------|------------------|-----------|-----------|
|                            | Caught Fresh     |           | Marketed  |
|                            | Quantity         | Value     | Quantity  |
|                            |                  | \$        |           |
| Cod.....                   | Cwts.            | 15,026    | 95,768    |
| “ used fresh.....          | “                |           | 14,986    |
| “ canned.....              | Cases            |           |           |
| “ green-salted.....        | Cwts.            |           |           |
| “ smoked.....              | “                |           | 20        |
| “ smoked filets.....       | “                |           |           |
| “ boneless.....            | “                |           |           |
| “ dried.....               | “                |           |           |
| Black Cod.....             | “                | 13,443    | 73,381    |
| “ used fresh.....          | “                |           | 12,606    |
| “ green-salted.....        | “                |           |           |
| “ smoked.....              | “                |           | 418       |
| “ dried.....               | “                |           |           |
| Red and Rock Cod, etc..... | “                | 21,088    | 153,503   |
| “ used fresh.....          | “                |           | 21,061    |
| “ green-salted.....        | “                |           |           |
| “ smoked.....              | “                |           | 13        |
| Haddock.....               | “                |           |           |
| “ used fresh.....          | “                |           |           |
| “ canned.....              | Cases            |           |           |
| “ smoked.....              | Cwts.            |           |           |
| “ green-salted.....        | “                |           |           |
| “ smoked filets.....       | “                |           |           |
| “ dried.....               | “                |           |           |
| Hake and Cusk.....         | “                | 16        | 48        |
| “ used fresh.....          | “                |           | 16        |
| “ green-salted.....        | “                |           |           |
| “ smoked.....              | “                |           |           |
| “ smoked filets.....       | “                |           |           |
| “ dried.....               | “                |           |           |
| Pollock.....               | “                |           |           |
| “ used fresh.....          | “                |           |           |
| “ green-salted.....        | “                |           |           |
| “ smoked filets.....       | “                |           |           |
| “ dried.....               | “                |           |           |
| Whiting.....               | “                | 145       | 482       |
| Halibut.....               | “                | 309,598   | 3,024,051 |
| “ used fresh.....          | “                |           | 309,398   |
| “ canned.....              | Cases            |           |           |
| “ smoked.....              | Cwts.            |           | 100       |
| Flounders, Brill, etc..... | “                | 3,497     | 10,957    |
| Skate.....                 | “                | 1,065     | 3,395     |
| Soles.....                 | “                | 4,338     | 27,899    |
| Herring.....               | “                | 1,474,432 | 1,157,203 |
| “ used fresh.....          | “                |           | 26,022    |
| “ canned.....              | Cases            |           |           |
| “ smoked.....              | Cwts.            |           | 807       |
| “ dry-salted.....          | “                |           | 1,109,295 |
| “ pickled.....             | Bbls.            |           | 12        |
| “ used as bait.....        | “                |           | 30,071    |
| “ fertilizer.....          | “                |           |           |
| Mackerel.....              | Cwts.            |           |           |
| “ used fresh.....          | “                |           |           |
| “ canned.....              | Cases            |           |           |
| “ salted.....              | Bbls.            |           |           |
| Sardines.....              | “                |           |           |
| “ sold fresh.....          | Bbls.            |           |           |
| “ canned.....              | Cases            |           |           |
| Pilchards.....             | Cwts.            | 193,172   | 189,312   |
| “ used fresh.....          | “                |           | 175,050   |
| “ canned.....              | Cases            |           | 23,224    |
| “ smoked.....              | Cwts.            |           |           |
| “ used as bait.....        | Bbls.            |           | 336       |
| “ salted.....              | “                |           |           |
| Alwivives.....             | Cwts.            |           |           |
| “ used fresh.....          | “                |           |           |
| “ smoked.....              | “                |           |           |
| “ salted.....              | Bbls.            |           |           |



RETURN showing, by Provinces, the Quantities and Values of all Sea Fish caught and landed in a GREEN STATE, and the estimated proportion of the catch MARKETED, or intended to be marketed, in a fresh, pickled, canned, etc., state, during the twelve months ended December 30, 1925.

| KINDS OF FISH             | BRITISH COLUMBIA |            |           |
|---------------------------|------------------|------------|-----------|
|                           | Caught Fresh     |            | Marketed  |
|                           | Quantity         | Value      | Quantity  |
|                           |                  | \$         |           |
| Salmon.....               | Cwts. 1,711,369  | 6,753,000  | .....     |
| " used fresh.....         | "                |            | 170,391   |
| " canned.....             | Cases            |            | 1,624,079 |
| " smoked.....             | Cwts.            |            | 470       |
| " dry-salted.....         | "                |            | 110,817   |
| " mild cured.....         | "                |            | 24,828    |
| " pickled.....            | "                |            | 116       |
| Shad.....                 | " 40             | 288        | .....     |
| " used fresh.....         | "                |            | 40        |
| " salted.....             | Bbbs.            |            |           |
| Smelts.....               | Cwts. 621        | 7,241      | 621       |
| Albacore.....             | "                |            |           |
| " used fresh.....         | "                |            |           |
| " canned.....             | Cases            |            |           |
| Caplin, used as bait..... | Bbbs.            |            |           |
| Octopus.....              | Cwts. 430        | 2,931      | 430       |
| Oulachons.....            | " 2,367          | 4,514      | 2,367     |
| Squid, used as bait.....  | Bbbs.            |            |           |
| Swordfish.....            | Cwts.            |            |           |
| Tom Cod.....              | " 8              | 48         | 8         |
| Clams and Quahaugs.....   | Bbbs. 9,252      | 25,255     | .....     |
| " used fresh.....         | "                |            | 1,486     |
| " canned.....             | Cases            |            | 7,766     |
| Scallops.....             | Bbbs.            |            |           |
| " shelled.....            | Gals.            |            |           |
| " canned.....             | Cases            |            |           |
| Crabs.....                | Cwts. 7,021      | 37,733     | 7,021     |
| Lobsters.....             | Cwts.            |            |           |
| " shipped in shell.....   | "                |            |           |
| " canned.....             | Cases            |            |           |
| " tomalley.....           | "                |            |           |
| Oysters.....              | Bbbs. 1,853      | 27,748     | 1,853     |
| Shrimps.....              | Cwts. 974        | 13,180     | 974       |
| Winkles.....              | "                |            |           |
| Cockles.....              | "                |            |           |
| Mussels.....              | "                |            |           |
| Catfish.....              | "                |            |           |
| Total value.....          |                  | 11,607,937 | .....     |

SUMMARY OF THE QUANTITIES AND VALUES OF ALL SEA FISH CAUGHT AND LANDED IN A FRESH OR GREEN STATE; AND AN ESTIMATE OF THE QUANTITIES MARKETED, OR INTENDED TO BE MARKETED, FRESH, DRIED, PICKLED, CANNED, ETC., IN THE WHOLE OF CANADA, FOR THE TWELVE MONTHS ENDED DECEMBER 31, 1925.

TOTALS  
for the TWELVE MONTHS  
ended DECEMBER 31, 1924.

| KINDS OF FISH               | Caught Fresh |           | Marketed  | Caught Fresh |           | Marketed |
|-----------------------------|--------------|-----------|-----------|--------------|-----------|----------|
|                             | Quantity     | Value     | Quantity  | Quantity     | Value     | Quantity |
|                             |              | \$        |           |              | \$        |          |
| Cod..... Cwts.              | 2,291,868    | 4,570,766 |           | 1,888,316    | 4,260,882 |          |
| " used fresh.....           |              |           | 172,503   |              |           | 192,904  |
| " canned..... Cases         |              |           | 1,891     |              |           | 975      |
| " green-salted..... Cwts.   |              |           | 185,279   |              |           | 169,750  |
| " smoked.....               |              |           | 414       |              |           | 501      |
| " smoked fillets.....       |              |           | 41,092    |              |           | 28,462   |
| " boneless.....             |              |           | 7,676     |              |           | 19,977   |
| " dried.....                |              |           | 532,854   |              |           | 403,736  |
| Black Cod.....              | 13,443       | 73,381    |           | 18,183       | 95,678    |          |
| " used fresh.....           |              |           | 12,606    |              |           | 6,043    |
| " green-salted.....         |              |           |           |              |           | 32       |
| " smoked.....               |              |           | 418       |              |           | 6,027    |
| " dried.....                |              |           |           |              |           |          |
| Red and Rock Cod, etc. .... | 21,088       | 153,503   |           | 3,439        | 19,964    |          |
| " used fresh.....           |              |           | 21,061    |              |           | 3,439    |
| " green-salted.....         |              |           |           |              |           |          |
| " smoked.....               |              |           | 13        |              |           |          |
| Haddock.....                | 339,628      | 651,944   |           | 337,860      | 613,972   |          |
| " used fresh.....           |              |           | 169,703   |              |           | 156,812  |
| " canned..... Cases         |              |           | 5,282     |              |           | 4,383    |
| " smoked..... Cwts.         |              |           | 33,300    |              |           | 40,320   |
| " green-salted.....         |              |           | 13,411    |              |           | 8,470    |
| " smoked fillets.....       |              |           | 9,809     |              |           | 5,066    |
| " dried.....                |              |           | 12,859    |              |           | 20,315   |
| Hake and Cusk.....          | 169,247      | 152,307   |           | 192,811      | 173,923   |          |
| " used fresh.....           |              |           | 22,377    |              |           | 10,967   |
| " green-salted..... Cwts.   |              |           | 50,604    |              |           | 29,808   |
| " smoked.....               |              |           |           |              |           |          |
| " smoked fillets.....       |              |           | 4,454     |              |           | 4,292    |
| " dried.....                |              |           | 10,757    |              |           | 36,209   |
| Pollock.....                | 76,195       | 100,801   |           | 54,787       | 71,694    |          |
| " used fresh.....           |              |           | 16,937    |              |           | 10,568   |
| " green-salted.....         |              |           | 9,943     |              |           | 4,894    |
| " smoked fillets.....       |              |           |           |              |           |          |
| " dried.....                |              |           | 13,117    |              |           | 11,766   |
| Whiting.....                | 145          | 482       | 145       | 87           | 313       | 87       |
| Halibut.....                | 331,123      | 3,255,719 |           | 359,647      | 4,221,577 |          |
| " used fresh.....           |              |           | 330,852   |              |           | 359,470  |
| " canned..... Cases         |              |           | 115       |              |           | 30       |
| " smoked..... Cwts.         |              |           | 100       |              |           | 142      |
| Flounders, Brill, etc. .... | 15,397       | 27,098    | 15,397    | 7,112        | 10,011    | 7,112    |
| Skate.....                  | 8,033        | 10,535    | 8,033     | 1,174        | 3,875     | 1,174    |
| Soles.....                  | 7,326        | 33,594    | 7,326     | 6,835        | 33,792    | 6,835    |
| Herring.....                | 2,378,852    | 1,783,133 |           | 2,002,086    | 1,452,592 |          |
| " used fresh.....           |              |           | 144,606   |              |           | 129,220  |
| " canned..... Cases         |              |           | 52        |              |           | 1,317    |
| " smoked..... Cwts.         |              |           | 90,743    |              |           | 80,314   |
| " dry-salted.....           |              |           | 1,109,295 |              |           | 853,543  |
| " pickled..... Bbls.        |              |           | 23,706    |              |           | 35,217   |
| " used as bait.....         |              |           | 218,293   |              |           | 193,252  |
| " fertilizer.....           |              |           | 79,187    |              |           | 80,045   |
| Mackerel..... Cwts.         | 187,535      | 475,090   |           | 215,590      | 701,351   |          |
| " used fresh.....           |              |           | 69,823    |              |           | 124,339  |
| " canned..... Cases         |              |           | 150       |              |           | 5        |
| " salted..... Bbls.         |              |           | 39,201    |              |           | 30,412   |
| Sardines.....               | 157,482      | 282,273   |           | 270,064      | 549,602   |          |
| " sold fresh..... Bbls.     |              |           | 113,924   |              |           | 213,602  |
| " canned..... Cases         |              |           | 210,207   |              |           | 282,306  |
| Pilchards..... Cwts.        | 193,172      | 189,312   |           | 27,485       | 21,794    |          |
| " used fresh.....           |              |           | 175,050   |              |           | 3        |
| " canned..... Cases         |              |           | 24,930    |              |           | 14,898   |
| " smoked..... Cwts.         |              |           |           |              |           |          |
| " used as bait..... Bbls.   |              |           | 336       |              |           | 923      |
| " salted.....               |              |           |           |              |           |          |

SUMMARY of the Quantities and Values of all Sea Fish caught and landed in a Fresh or Green State; and an estimate of the Quantities Marketed, or intended to be marketed, fresh, dried, pickled, canned, etc., in the WHOLE OF CANADA, for the TWELVE MONTHS ended DECEMBER 30, 1925.

TOTALS  
for the TWELVE MONTHS  
ended DECEMBER 30, 1924.

| KINDS OF FISH                  | Caught Fresh |            | Marketed  | Caught Fresh |            | Marketed  |
|--------------------------------|--------------|------------|-----------|--------------|------------|-----------|
|                                | Quantity     | Value      | Quantity  | Quantity     | Value      | Quantity  |
|                                |              | \$         |           |              | \$         |           |
| Alewives.....Cwts.             | 55,550       | 61,808     |           | 31,401       | 30,525     |           |
| " used fresh.....Cwts.         |              |            | 16,000    |              |            | 10,232    |
| " smoked....."                 |              |            | 1,275     |              |            | 2,005     |
| " salted.....Bbbs.             |              |            | 12,332    |              |            | 5,808     |
| Salmon.....Cwts.               | 1,766,232    | 7,427,403  |           | 2,022,720    | 5,928,903  |           |
| " used fresh.....Cwts.         |              |            | 223,483   |              |            | 326,129   |
| " canned.....Cases             |              |            | 1,624,477 |              |            | 1,749,068 |
| " smoked.....Cwts.             |              |            | 570       |              |            | 750       |
| " dry-salted....."             |              |            | 110,817   |              |            | 155,191   |
| " mild cured....."             |              |            | 24,828    |              |            | 15,796    |
| " pickled....."                |              |            | 954       |              |            | 4,634     |
| Shad....."                     | 6,412        | 50,083     |           | 6,638        | 49,977     |           |
| " used fresh....."             |              |            | 6,253     |              |            | 6,030     |
| " salted.....Bbbs.             |              |            | 53        |              |            | 186       |
| Smelts.....Cwts.               | 74,346       | 698,457    | 74,346    | 90,066       | 828,567    | 90,066    |
| Albacore.....Cwts.             | 2,566        | 12,507     |           | 1,694        | 2,990      |           |
| " used fresh....."             |              |            | 2,566     |              |            | 1,694     |
| " canned.....Cases             |              |            |           |              |            |           |
| Caplin, used as bait.....Bbbs. | 3,913        | 5,989      | 3,913     | 3,460        | 5,030      | 3,460     |
| Octopus.....Cwts.              | 430          | 2,931      | 430       | 403          | 3,895      | 403       |
| Oulachons....."                | 2,367        | 4,514      | 2,367     | 1,271        | 5,371      | 1,271     |
| Squid, used as bait.....Bbbs.  | 12,449       | 33,889     | 12,449    | 3,780        | 8,834      | 3,780     |
| Swordfish.....Cwts.            | 4,432        | 66,581     | 4,432     | 5,575        | 60,635     | 5,575     |
| Tom Cod....."                  | 15,849       | 24,949     | 15,849    | 15,034       | 19,316     | 15,034    |
| Clams and Quahaugs.....Bbbs.   | 36,992       | 82,853     |           | 60,357       | 121,268    |           |
| " used fresh....."             |              |            | 13,789    |              |            | 28,077    |
| " canned.....Cases             |              |            | 22,580    |              |            | 32,447    |
| Scallops.....Bbbs.             | 17,926       | 96,701     |           | 10,350       | 64,771     |           |
| " shelled.....Gals.            |              |            | 35,716    |              |            | 21,697    |
| " canned.....Cases             |              |            | 52        |              |            | 224       |
| Crabs.....Cwts.                | 7,021        | 37,733     |           | 5,992        | 35,860     |           |
| " used fresh....."             |              |            | 7,021     |              |            | 35,412    |
| " Canned.....Cases             |              |            |           |              |            | 200       |
| Lobsters.....Cwts.             | 337,358      | 3,684,028  |           | 272,213      | 2,824,092  |           |
| " shipped in shell....."       |              |            | 82,312    |              |            | 68,249    |
| " canned.....Cases             |              |            | 127,519   |              |            | 102,118   |
| " tomalley....."               |              |            | 533       |              |            | 753       |
| Oysters.....Bbbs.              | 22,624       | 137,792    | 22,624    | 28,982       | 165,481    | 28,982    |
| Shrimps.....Cwts.              | 974          | 13,180     | 974       | 867          | 15,354     | 967       |
| Winkles....."                  | 2,148        | 6,484      | 2,148     | 1,302        | 2,661      | 1,302     |
| Cockles....."                  | 201          | 563        | 201       |              |            |           |
| Mussels....."                  |              |            |           | 75           | 67         | 75        |
| Catfish....."                  | 425          | 523        | 425       |              |            |           |
| Total value.....               |              | 24,208,906 |           |              | 22,400,617 |           |

## UNITED STATES

## ATLANTIC COAST

(From reports of the Bureau of Fisheries, Department of Commerce.)

The quantities of the chief kinds of fish landed at Boston and Gloucester, Mass., and Portland, Maine, by United States fishing vessels during the eleven months ended November 30, 1925, and those landed during the corresponding period in the preceding year were as follows:—

| Kinds of Fish                              | 1925    | 1924    |
|--|---------|---------|
|  | Cwts.   | Cwts.   |
| Cod, fresh.....                            | 621,594 | 554,920 |
| “ salted.....                              | 31,341  | 23,507  |
| Cusk, fresh.....                           | 34,453  | 29,574  |
| “ salted.....                              | 1,069   | 615     |
| Haddock, fresh.....                        | 862,208 | 722,021 |
| “ salted.....                              | 249     | 48      |
| Hake, fresh.....                           | 54,895  | 64,610  |
| “ salted.....                              | 213     | 218     |
| Pollock, fresh.....                        | 47,195  | 44,749  |
| “ salted.....                              | 473     | 183     |
| Halibut, fresh.....                        | 35,455  | 88,684  |
| “ salted.....                              | 16      | 5       |
| Mackerel, fresh.....                       | 241,147 | 84,587  |
| “ salted.....                              | 20,951  | 12,832  |
| Other fish, fresh (including Herring)..... | 102,125 | 82,761  |
| “ salted.....                              | 7,574   | 9,571   |

## PACIFIC COAST

The quantities of the chief kinds of fish landed at Seattle, Washington, by United States fishing vessels during the eleven months ended November 30, 1925, and those landed during the corresponding period in the preceding year, were as follows:—

| Kinds of Fish                              | 1925    | 1924    |
|--|---------|---------|
|  | Cwts.   | Cwts.   |
| Halibut, fresh.....                        | 96,889  | 73,629  |
| Black Cod (Sable fish), fresh.....         | 23,202  | 20,283  |
| Ling Cod, fresh.....                       | 6,853   | 4,434   |
| TAKEN IN PUGET SOUND BY COLLECTING VESSELS |         |         |
| Herring.....                               | 5,050   | 2,486   |
| Salmon.....                                | 153,315 | 163,130 |
| Trout.....                                 | 543     | 888     |
| Crabs.....                                 | 4,885   | 4,526   |

## ENGLAND AND WALES

(From monthly reports of the Board of Agriculture and Fisheries.)

The total quantity of fish landed in England and Wales during the eleven months ended November 30, 1925, was 12,697,834 cwts., valued at \$67,441,745, while that landed during the corresponding period in the preceding year was 12,859,824 cwts., valued at \$71,540,075.

The value of shellfish is included, but the weight is not.

The quantities of the chief kinds landed during the eleven months this year, and those landed during the corresponding period last year, were as follows:—

| Kinds of Fish                | 1925       | 1924       |
|------------------------------|------------|------------|
|                              | Cwts.      | Cwts.      |
| Cod.....                     | 2,555,698  | 2,451,871  |
| Haddock.....                 | 2,055,168  | 1,640,744  |
| Hake.....                    | 909,448    | 739,025    |
| Ling.....                    | 140,512    | 138,062    |
| Saith (Coalfish).....        | 295,487    | 325,939    |
| Halibut.....                 | 127,026    | 132,554    |
| Skate.....                   | 362,641    | 393,462    |
| Whiting.....                 | 242,880    | 288,360    |
| Soles, Brill and Turbot..... | 119,415    | 138,904    |
| Plaice.....                  | 630,764    | 595,653    |
| Herring.....                 | 3,786,655  | 4,569,827  |
| Mackerel.....                | 188,302    | 209,783    |
| Lobsters (Number).....       | 801,200    | 730,700    |
| Oysters ".....               | 14,300,400 | 15,128,500 |

## SCOTLAND

(From monthly reports of the Fishery Board.)

The total quantity of fish landed in Scotland during the eleven months ended November 30, 1925, was 5,348,916 cwts., valued at \$21,172,830, while that landed during the corresponding period in the preceding year was 6,686,879 cwts., valued at \$22,311,875.

The value of shellfish is included, but the weight is not.

The quantities of the chief kinds landed during the eleven months this year, and those landed during the corresponding period last year, were as follows:—

| Kinds of Fish                | 1925      | 1924      |
|------------------------------|-----------|-----------|
|                              | Cwts.     | Cwts.     |
| Cod.....                     | 508,534   | 508,235   |
| Haddock.....                 | 846,039   | 699,073   |
| Hake.....                    | 40,150    | 41,271    |
| Ling.....                    | 141,541   | 123,607   |
| Saith (Coalfish).....        | 113,269   | 108,453   |
| Halibut.....                 | 53,698    | 65,540    |
| Skate.....                   | 152,536   | 146,173   |
| Whiting.....                 | 144,804   | 180,235   |
| Soles, Brill and Turbot..... | 53,422    | 45,978    |
| Plaice.....                  | 53,829    | 53,743    |
| Herring.....                 | 3,016,270 | 4,382,866 |
| Mackerel.....                | 40,809    | 32,312    |
| Lobsters (Number).....       | 874,634   | 936,789   |
| Oysters ".....               | 82,440    | 77,875    |

## IRELAND

(From monthly reports of the Ministry of Fisheries.)

The total quantity of fish landed in Ireland during the eleven months ended November 30, 1925, was 470,461 cwts., valued at \$2,892,035 while that landed during the corresponding period in the preceding year was 304,336 cwts., valued at \$1,447,065.

The value of shellfish is included, but the weight is not.

The quantities of the chief kinds landed during the eleven months this year, and those landed during the corresponding period last year, were as follows:—


| Kinds of Fish                | 1925    | 1924    |
|------------------------------|---------|---------|
|                              | Cwts.   | Cwts.   |
| Cod.....                     | 17,898  | 14,742  |
| Haddock.....                 | 1,268   | 1,951   |
| Hake.....                    | 5,010   | 4,196   |
| Ling.....                    | 648     | 868     |
| Skate.....                   | 7,458   | 7,363   |
| Whiting.....                 | 9,271   | 11,247  |
| Soles, Brill and Turbot..... | 2,138   | 1,988   |
| Plaice.....                  | 12,560  | 9,985   |
| Herring.....                 | 272,666 | 164,987 |
| Mackerel.....                | 120,693 | 66,258  |
| Lobsters (Number).....       | 592,964 | 532,130 |
| Oysters ".....               | 67,800  | 36,090  |

## NEWFOUNDLAND

(From monthly reports of the Newfoundland Custom Department)

Statement of dry cod fish exported from the colony of Newfoundland for the nine months ended September 30, 1925, and the corresponding period in the preceding year.

| Country of Destination     | 1925    | 1924    |
|----------------------------|---------|---------|
|                            | Cwts.   | Cwts.   |
| United Kingdom.....        | 14,290  | 15,514  |
| Canada.....                | 6,288   | 18,831  |
| B. W. Indies.....          | 68,586  | 72,075  |
| Brazil.....                | 97,863  | 84,951  |
| Costa Rica.....            | 47      | 76      |
| Foreign West Indies.....   | 54,693  | 46,932  |
| Greece.....                | 25,091  | 21,340  |
| Italy.....                 | 38,684  | 112,958 |
| Portugal.....              | 177,411 | 154,598 |
| Spain.....                 | 141,808 | 164,885 |
| United States.....         | 2,472   | 6,662   |
| Maderia.....               | 4,895   | 3,727   |
| Gold Coast.....            |         | 6       |
| Malta.....                 | 1,309   | 698     |
| Gilbraltar for Orders..... |         | 4,284   |
| Pickled fish exported..... | 23,207  | 12,006  |



511-223  
222  
Jan. - Mar. 1926 MARINE AND FISHERIES DEPARTMENT

FISHERIES BRANCH

CANADA

QUARTERLY BULLETIN

OF

SEA FISHERY STATISTICS

PERIOD: JANUARY-MARCH, 1926

ISSUED BY THE AUTHORITY OF THE MINISTER  
HON. P. J. A. CARDIN

FISHERIES' LIBRARY

OTTAWA  
F. A. ACLAND  
PRINTER TO THE KING'S MOST EXCELLENT MAJESTY  
1926



NOTE.

The values herein shown are based on the prices of the various kinds when first brought to land by the fishermen. The figures contained in the Quarterly Bulletins are subject to revision and change before publication in the Annual Statistical Report.

J. J. COWIE,  
*Chief Statistical Officer*

OTTAWA, April, 1926.

RETURN showing, by Provinces, the Quantities and Values of all Sea Fish caught and landed in a GREEN STATE, and the estimated proportion of the catch MARKETED, or intended to be marketed, in a fresh, pickled, canned, etc., state, during the three months ended March 31, 1926.

| KINDS OF FISH               | NOVA SCOTIA  |         |          | P. E. ISLAND |       |          |
|-----------------------------|--------------|---------|----------|--------------|-------|----------|
|                             | Caught Fresh |         | Marketed | Caught Fresh |       | Marketed |
|                             | Quantity     | Value   | Quantity | Quantity     | Value | Quantity |
|                             |              | \$      |          |              | \$    |          |
| Cod.....Cwts.               | 75,931       | 184,719 |          |              |       |          |
| " used fresh....."          |              |         | 34,811   |              |       |          |
| " canned.....Cases          |              |         | 125      |              |       |          |
| " green-salted.....Cwts.    |              |         | 689      |              |       |          |
| " smoked....."              |              |         |          |              |       |          |
| " smoked fillets....."      |              |         | 13,151   |              |       |          |
| " boneless....."            |              |         |          |              |       |          |
| " dried....."               |              |         | 30       |              |       |          |
| Black Cod....."             |              |         |          |              |       |          |
| " used fresh....."          |              |         |          |              |       |          |
| " green-salted....."        |              |         |          |              |       |          |
| " smoked....."              |              |         |          |              |       |          |
| " dried....."               |              |         |          |              |       |          |
| Red and Rock Cod, etc....." |              |         |          |              |       |          |
| " used fresh....."          |              |         |          |              |       |          |
| " green-salted....."        |              |         |          |              |       |          |
| " smoked....."              |              |         |          |              |       |          |
| Haddock....."               | 72,347       | 182,345 |          |              |       |          |
| " used fresh....."          |              |         | 43,624   |              |       |          |
| " canned.....Cases          |              |         | 280      |              |       |          |
| " smoked.....Cwts.          |              |         | 9,153    |              |       |          |
| " green-salted....."        |              |         |          |              |       |          |
| " smoked fillets....."      |              |         | 3,322    |              |       |          |
| " dried....."               |              |         |          |              |       |          |
| Hake and Cusk....."         | 784          | 1,246   |          |              |       |          |
| " used fresh....."          |              |         | 225      |              |       |          |
| " green-salted....."        |              |         | 122      |              |       |          |
| " smoked....."              |              |         |          |              |       |          |
| " smoked fillets....."      |              |         | 104      |              |       |          |
| " dried....."               |              |         |          |              |       |          |
| Pollock....."               | 5,832        | 7,893   |          |              |       |          |
| " used fresh....."          |              |         | 4,402    |              |       |          |
| " green-salted....."        |              |         | 239      |              |       |          |
| " smoked fillets....."      |              |         | 318      |              |       |          |
| " dried....."               |              |         |          |              |       |          |
| Whiting....."               |              |         |          |              |       |          |
| Halibut....."               | 2,152        | 31,711  |          |              |       |          |
| " used fresh....."          |              |         | 2,152    |              |       |          |
| " canned.....Cases          |              |         |          |              |       |          |
| " smoked.....Cwts.          |              |         |          |              |       |          |
| Flounders, Brill, etc....." | 3,289        | 6,578   | 3,289    |              |       |          |
| Skate....."                 | 4,195        | 6,292   | 4,195    |              |       |          |
| Soles....."                 | 135          | 270     | 135      |              |       |          |
| Herring....."               |              |         |          |              |       |          |
| " used fresh....."          |              |         |          |              |       |          |
| " canned.....Cases          |              |         |          |              |       |          |
| " smoked.....Cwts.          |              |         |          |              |       |          |
| " dry-salted....."          |              |         |          |              |       |          |
| " pickled.....Bbls.         |              |         |          |              |       |          |
| " used as bait....."        |              |         |          |              |       |          |
| " fertilizer....."          |              |         |          |              |       |          |
| Mackerel.....Cwts.          |              |         |          |              |       |          |
| " used fresh....."          |              |         |          |              |       |          |
| " canned.....Cases          |              |         |          |              |       |          |
| " salted.....Bbls.          |              |         |          |              |       |          |
| Sardines....."              |              |         |          |              |       |          |
| " sold fresh.....Bbls.      |              |         |          |              |       |          |
| " canned.....Cases          |              |         |          |              |       |          |
| Pilchards.....Cwts.         |              |         |          |              |       |          |
| " used fresh....."          |              |         |          |              |       |          |
| " canned.....Cases          |              |         |          |              |       |          |
| " smoked.....Cwts.          |              |         |          |              |       |          |
| " used as bait.....Bbls.    |              |         |          |              |       |          |
| " salted....."              |              |         |          |              |       |          |
| Alewives.....Cwts.          |              |         |          |              |       |          |
| " used fresh....."          |              |         |          |              |       |          |
| " smoked....."              |              |         |          |              |       |          |
| " salted.....Bbls.          |              |         |          |              |       |          |

RETURN showing, by Provinces, the Quantities and Values of all Sea Fish caught and landed in a GREEN STATE, and the estimated proportion of the catch MARKETED, or intended to be marketed, in a fresh, pickled, canned, etc., state, during the three months ended March 31, 1926.

| KINDS OF FISH                   | NOVA SCOTIA  |         |          | P. E. ISLAND |        |          |
|---------------------------------|--------------|---------|----------|--------------|--------|----------|
|                                 | Caught Fresh |         | Marketed | Caught Fresh |        | Marketed |
|                                 | Quantity     | Value   | Quantity | Quantity     | Value  | Quantity |
|                                 |              | \$      |          |              | \$     |          |
| Salmon..... Cwts.               |              |         |          |              |        |          |
| " used fresh.....               |              |         |          |              |        |          |
| " canned..... Cases             |              |         |          |              |        |          |
| " smoked..... Cwts.             |              |         |          |              |        |          |
| " dry-salted.....               |              |         |          |              |        |          |
| " mild cured..... "             |              |         |          |              |        |          |
| " pickled..... "                |              |         |          |              |        |          |
| Shad..... "                     |              |         |          |              |        |          |
| " used fresh.....               |              |         |          |              |        |          |
| " salted..... Bbls.             |              |         |          |              |        |          |
| Smelts..... Cwts.               | 3,304        | 43,225  | 3,304    | 2,349        | 12,823 | 2,349    |
| Albacore..... "                 |              |         |          |              |        |          |
| " used fresh.....               |              |         |          |              |        |          |
| " canned..... Cases             |              |         |          |              |        |          |
| Caplin, used as bait..... Bbls. |              |         |          | 89           | 267    | 89       |
| Octopus..... Cwts.              |              |         |          |              |        |          |
| Oulachons..... "                |              |         |          |              |        |          |
| Squid, used as bait..... Bbls.  |              |         |          |              |        |          |
| Swordfish..... Cwts.            |              |         |          |              |        |          |
| Tom Cod..... "                  | 6            | 7       | 6        | 731          | 1,602  | 731      |
| Clams and Quahaugs..... Bbls.   | 950          | 1,584   |          |              |        |          |
| " used fresh..... "             |              |         | 849      |              |        |          |
| " canned..... Cases             |              |         | 101      |              |        |          |
| Scallops..... Bbls.             | 2,600        | 19,707  |          |              |        |          |
| " shelled..... Gals.            |              |         | 5,200    |              |        |          |
| " canned..... Cases             |              |         |          |              |        |          |
| Crabs..... Cwts.                |              |         |          |              |        |          |
| Lobsters..... Cwts.             | 7,357        | 187,758 |          |              |        |          |
| " shipped in shell.....         |              |         | 5,062    |              |        |          |
| " canned..... Cases             |              |         | 1,147    |              |        |          |
| " tomalley.....                 |              |         | 11       |              |        |          |
| Oysters..... Bbls.              |              |         |          |              |        |          |
| Shrimps..... Cwts.              |              |         |          |              |        |          |
| Winkles..... "                  | 300          | 429     | 300      |              |        |          |
| Cockles..... "                  |              |         |          |              |        |          |
| Mussels..... "                  |              |         |          |              |        |          |
| Catfish..... "                  | 1,217        | 1,457   | 1,217    |              |        |          |
| Total value.....                |              | 675,221 |          |              | 14,692 |          |

RETURN showing, by Provinces, the Quantities and Values of all Sea Fish caught and landed in a GREEN STATE, and the estimated proportion of the catch MARKETED, or intended to be marketed, in a fresh, pickled, canned, etc., state, during the three months ended March 31, 1926.

| KINDS OF FISH               | NEW BRUNSWICK |          |          | BRITISH COLUMBIA |         |          |
|-----------------------------|---------------|----------|----------|------------------|---------|----------|
|                             | Caught Fresh  |          | Marketed | Caught Fresh     |         | Marketed |
|                             | Quantity      | Value    | Quantity | Quantity         | Value   | Quantity |
| Cod.....Cwts.               | 1,402         | \$ 3,832 |          | 3,219            | 20,334  |          |
| " used fresh.....Cwts.      |               |          | 1,402    |                  |         | 3,219    |
| " canned.....Cases          |               |          |          |                  |         |          |
| " green-salted.....Cwts.    |               |          |          |                  |         |          |
| " smoked....."              |               |          |          |                  |         |          |
| " smoked fillets....."      |               |          |          |                  |         |          |
| " boneless....."            |               |          |          |                  |         |          |
| " dried....."               |               |          |          |                  |         |          |
| Black Cod....."             |               |          |          | 667              | 5,577   |          |
| " used fresh....."          |               |          |          |                  |         | 667      |
| " green-salted....."        |               |          |          |                  |         |          |
| " smoked....."              |               |          |          |                  |         |          |
| " dried....."               |               |          |          |                  |         |          |
| Red and Rock Cod, etc....." |               |          |          | 3,201            | 24,774  |          |
| " used fresh....."          |               |          |          |                  |         | 3,201    |
| " green-salted....."        |               |          |          |                  |         |          |
| " smoked....."              |               |          |          |                  |         |          |
| " dried....."               |               |          |          |                  |         |          |
| Haddock....."               | 208           | 710      |          |                  |         |          |
| " used fresh....."          |               |          | 208      |                  |         |          |
| " canned.....Cases          |               |          |          |                  |         |          |
| " smoked.....Cwts.          |               |          |          |                  |         |          |
| " green-salted....."        |               |          |          |                  |         |          |
| " smoked fillets....."      |               |          |          |                  |         |          |
| " dried....."               |               |          |          |                  |         |          |
| Hake and Cusk....."         | 2             | 2        |          | 3                | 9       |          |
| " used fresh....."          |               |          | 2        |                  |         | 3        |
| " green-salted....."        |               |          |          |                  |         |          |
| " smoked....."              |               |          |          |                  |         |          |
| " smoked fillets....."      |               |          |          |                  |         |          |
| " dried....."               |               |          |          |                  |         |          |
| Pollock....."               |               |          |          |                  |         |          |
| " used fresh....."          |               |          |          |                  |         |          |
| " green-salted....."        |               |          |          |                  |         |          |
| " smoked fillets....."      |               |          |          |                  |         |          |
| " dried....."               |               |          |          |                  |         |          |
| Whiting....."               |               |          |          | 31               | 137     | 31       |
| Halibut....."               |               |          |          | 38,434           | 486,296 |          |
| " used fresh....."          |               |          |          |                  |         | 38,434   |
| " canned.....Cases          |               |          |          |                  |         |          |
| " smoked.....Cwts.          |               |          |          |                  |         |          |
| Flounders, Brill, etc....." |               |          |          | 187              | 650     | 187      |
| Skate....."                 | 4             | 5        | 4        | 274              | 876     | 274      |
| Soles....."                 |               |          |          | 1,359            | 8,395   | 1,359    |
| Herring....."               | 4,557         | 6,052    |          | 750,778          | 587,595 |          |
| " used fresh....."          |               |          | 4,557    |                  |         | 11,017   |
| " canned.....Cases          |               |          |          |                  |         |          |
| " smoked.....Cwts.          |               |          |          |                  |         | 341      |
| " dry-salted....."          |               |          |          |                  |         | 587,556  |
| " pickled.....Bbbs.         |               |          |          |                  |         | 90       |
| " used as bait....."        |               |          |          |                  |         | 2,182    |
| " fertilizer....."          |               |          |          |                  |         |          |
| Mackerel.....Cwts.          |               |          |          |                  |         |          |
| " used fresh....."          |               |          |          |                  |         |          |
| " canned.....Cases          |               |          |          |                  |         |          |
| " salted.....Bbbs.          |               |          |          |                  |         |          |
| Sardines....."              |               |          |          |                  |         |          |
| " sold fresh.....Bbbs.      |               |          |          |                  |         |          |
| " canned.....Cases          |               |          |          |                  |         |          |
| Pilchards.....Cwts.         |               |          |          | 1                | 13      |          |
| " used fresh....."          |               |          |          |                  |         | 1        |
| " canned.....Cases          |               |          |          |                  |         |          |
| " smoked.....Cwts.          |               |          |          |                  |         |          |
| " used as bait.....Bbbs.    |               |          |          |                  |         |          |
| " salted....."              |               |          |          |                  |         |          |
| Alewives.....Cwts.          | 25            | 125      |          |                  |         |          |
| " used fresh....."          |               |          | 25       |                  |         |          |
| " smoked....."              |               |          |          |                  |         |          |
| " salted.....Bbbs.          |               |          |          |                  |         |          |

RETURN showing, by Provinces, the Quantities and Values of all Sea Fish caught and landed in a GREEN STATE, and the estimated proportion of the catch MARKETED, or intended to be marketed, in a fresh, pickled, canned, etc., state, during the three months ended March 31, 1926.

| KINDS OF FISH             | NEW BRUNSWICK |        |          | BRITISH COLUMBIA |           |          |
|---------------------------|---------------|--------|----------|------------------|-----------|----------|
|                           | Caught Fresh  |        | Marketed | Caught Fresh     |           | Marketed |
|                           | Quantity      | Value  |          | Quantity         | Value     |          |
|                           |               | \$     |          | \$               |           |          |
| Salmon.....               | Cwts.         |        |          |                  |           |          |
| " used fresh.....         | "             |        |          | 6,636            | 99,003    |          |
| " canned.....             | Cases         |        |          |                  |           | 6,636    |
| " smoked.....             | Cwts.         |        |          |                  |           |          |
| " dry-salted.....         | "             |        |          |                  |           |          |
| " mild cured.....         | "             |        |          |                  |           |          |
| " pickled.....            | "             |        |          |                  |           |          |
| Shad.....                 | "             |        |          |                  |           |          |
| " used fresh.....         | "             |        |          |                  |           |          |
| " salted.....             | Bbls.         |        |          |                  |           |          |
| Smelts.....               | Cwts.         | 36,691 | 279,533  | 36,691           | 227       | 3,078    |
| Albacore.....             | "             |        |          |                  |           | 227      |
| " used fresh.....         | "             |        |          |                  |           |          |
| " canned.....             | Cases         |        |          |                  |           |          |
| Caplin, used as bait..... | Bbls.         |        |          |                  |           |          |
| Octopus.....              | Cwts.         |        |          |                  |           |          |
| Oulachons.....            | "             |        |          | 151              | 924       | 151      |
| Squid, used as bait.....  | Bbls.         |        |          | 25               | 125       | 25       |
| Swordfish.....            | Cwts.         |        |          |                  |           |          |
| Tom Cod.....              | "             |        |          |                  |           |          |
| Clams and Quahaugs.....   | Bbls.         | 10,555 | 14,193   | 10,555           |           |          |
| " used fresh.....         | "             | 5,832  | 9,210    |                  |           |          |
| " canned.....             | Cases         |        |          | 3,585            | 3,472     | 14,236   |
| Scallops.....             | Bbls.         | 50     | 283      | 2,175            |           | 533      |
| " shelled.....            | Gals.         |        |          | 100              |           | 2,939    |
| " canned.....             | Cases         |        |          |                  |           |          |
| Crabs.....                | Cwts.         |        |          |                  |           |          |
| Lobsters.....             | Cwts.         | 840    | 33,151   |                  | 1,839     | 9,858    |
| " shipped in shell.....   | "             |        |          |                  |           | 1,839    |
| " canned.....             | Cases         |        |          | 840              |           |          |
| " tomalley.....           | "             |        |          |                  |           |          |
| Oysters.....              | Bbls.         | 847    | 6,942    | 847              | 771       | 11,327   |
| Shrimps.....              | Cwts.         |        |          |                  | 149       | 2,083    |
| Winkles.....              | "             | 45     | 200      | 45               |           | 149      |
| Cockles.....              | "             |        |          |                  |           |          |
| Mussels.....              | "             |        |          |                  |           |          |
| Catfish.....              | "             |        |          |                  |           |          |
| Total value.....          |               |        | 354,238  |                  | 1,275,290 |          |

SUMMARY of the Quantities and Values of all Sea Fish caught and landed in a Fresh or Green State; and an estimate of the Quantities Marketed, or intended to be marketed, fresh, dried, pickled, canned, etc., in the \*WHOLE OF CANADA, for the THREE MONTHS ended MARCH 31, 1926.

TOTALS  
for the THREE MONTHS  
ended MARCH 31, 1925.

| KINDS OF FISH                   | Caught Fresh |         | Marketed | Caught Fresh |         | Marketed |
|---------------------------------|--------------|---------|----------|--------------|---------|----------|
|                                 | Quantity     | Value   | Quantity | Quantity     | Value   | Quantity |
|                                 |              | \$      |          |              | \$      |          |
| Cod.....Cwts.                   | 80,552       | 208,885 |          | 45,072       | 123,601 |          |
| " used fresh.....Cwts.          |              |         | 39,432   |              |         | 24,425   |
| " canned.....Cases              |              |         | 125      |              |         |          |
| " green-salted.....Cwts.        |              |         | 689      |              |         | 1,574    |
| " smoked....."                  |              |         |          |              |         | 67       |
| " smoked fillets....."          |              |         | 13,151   |              |         | 5,787    |
| " boneless....."                |              |         |          |              |         |          |
| " dried....."                   |              |         | 30       |              |         |          |
| Black Cod.....Cwts.             | 667          | 5,577   |          | 408          | 2,731   |          |
| " used fresh....."              |              |         | 667      |              |         | 393      |
| " green-salted....."            |              |         |          |              |         |          |
| " smoked....."                  |              |         |          |              |         | 7        |
| " dried....."                   |              |         |          |              |         |          |
| Red and Rock Cod, etc.....Cwts. | 3,201        | 24,774  |          | 2,926        | 20,194  |          |
| " used fresh....."              |              |         | 3,201    |              |         | 2,926    |
| " green-salted....."            |              |         |          |              |         |          |
| " smoked....."                  |              |         |          |              |         |          |
| Haddock.....Cwts.               | 72,555       | 183,055 |          | 72,123       | 175,323 |          |
| " used fresh....."              |              |         | 43,832   |              |         | 45,345   |
| " canned.....Cases              |              |         | 280      |              |         | 47       |
| " smoked.....Cwts.              |              |         | 9,153    |              |         | 3,579    |
| " green-salted....."            |              |         |          |              |         |          |
| " smoked fillets....."          |              |         | 3,322    |              |         | 6,514    |
| " dried....."                   |              |         |          |              |         |          |
| Hake and Cusk.....Cwts.         | 789          | 1,257   |          | 1,077        | 1,948   |          |
| " used fresh....."              |              |         | 230      |              |         | 417      |
| " green-salted.....Cwts.        |              |         | 122      |              |         | 176      |
| " smoked....."                  |              |         |          |              |         |          |
| " smoked fillets....."          |              |         | 104      |              |         | 102      |
| " dried....."                   |              |         |          |              |         |          |
| Pollock.....Cwts.               | 5,832        | 7,893   |          | 8,326        | 14,831  |          |
| " used fresh....."              |              |         | 4,402    |              |         | 3,725    |
| " green-salted....."            |              |         | 239      |              |         | 601      |
| " smoked fillets....."          |              |         | 318      |              |         | 1,133    |
| " dried....."                   |              |         |          |              |         |          |
| Whiting.....Cwts.               | 31           | 137     | 31       |              |         |          |
| Halibut.....Cwts.               | 40,586       | 518,007 | 40,586   | 48,841       | 402,638 | 48,841   |
| " used fresh....."              |              |         |          |              |         |          |
| " canned.....Cases              |              |         |          |              |         |          |
| " smoked.....Cwts.              |              |         |          |              |         |          |
| Flounders, Brill, etc.....Cwts. | 3,476        | 7,228   | 3,476    | 1,791        | 3,065   | 1,791    |
| Skate.....Cwts.                 | 4,473        | 7,173   | 4,473    | 474          | 1,107   | 474      |
| Soles.....Cwts.                 | 1,494        | 8,665   | 1,494    | 2,262        | 11,383  | 2,262    |
| Herring.....Cwts.               | 755,335      | 593,647 |          | 761,245      | 598,505 |          |
| " used fresh....."              |              |         | 15,574   |              |         | 35,293   |
| " canned.....Cases              |              |         |          |              |         |          |
| " smoked.....Cwts.              |              |         | 341      |              |         | 4,844    |
| " dry-salted....."              |              |         | 587,556  |              |         | 532,905  |
| " pickled.....Bbls.             |              |         | 90       |              |         | 12       |
| " used as bait....."            |              |         | 2,182    |              |         | 25,046   |
| " fertilizer....."              |              |         |          |              |         |          |
| Mackerel.....Cwts.              |              |         |          |              |         |          |
| " used fresh....."              |              |         |          |              |         |          |
| " canned.....Cases              |              |         |          |              |         |          |
| " salted.....Bbls.              |              |         |          |              |         |          |
| Sardines.....Cwts.              |              |         |          |              |         |          |
| " sold fresh.....Bbls.          |              |         |          |              |         |          |
| " canned.....Cases              |              |         |          |              |         |          |
| Pilchards.....Cwts.             | 1            | 13      |          |              |         |          |
| " used fresh....."              |              |         | 1        |              |         |          |
| " canned.....Cases              |              |         |          |              |         |          |
| " smoked.....Cwts.              |              |         |          |              |         |          |
| " used as bait.....Bbls.        |              |         |          |              |         |          |
| " salted....."                  |              |         |          |              |         |          |

\* No fishing reported from Quebec Province.

SUMMARY of the Quantities and Values of all Sea Fish caught and landed in a Fresh or Green State; and an estimate of the Quantities Marketed, or intended to be marketed, fresh, dried, pickled, canned, etc., in the WHOLE OF CANADA, for the THREE MONTHS ended MARCH 31, 1926.

TOTALS  
for the THREE MONTHS  
ended MARCH 31, 1925.

| KINDS OF FISH             | Caught Fresh |        | Marketed  | Caught Fresh |           | Marketed |
|---------------------------|--------------|--------|-----------|--------------|-----------|----------|
|                           | Quantity     | Value  | Quantity  | Quantity     | Value     | Quantity |
| Alewives.....             | Cwts.        | 25     | 125       | 224          | 560       | 224      |
| “ used fresh.....         | “            | .....  | .....     | .....        | .....     | .....    |
| “ smoked.....             | “            | .....  | .....     | .....        | .....     | .....    |
| “ salted.....             | Bbls.        | .....  | .....     | .....        | .....     | .....    |
| Salmon.....               | Cwts.        | 6,636  | 99,003    | 6,886        | 100,753   | 6,886    |
| “ used fresh.....         | “            | .....  | .....     | .....        | .....     | .....    |
| “ canned.....             | Cases        | .....  | .....     | .....        | .....     | .....    |
| “ smoked.....             | Cwts.        | .....  | .....     | .....        | .....     | .....    |
| “ dry-salted.....         | “            | .....  | .....     | .....        | .....     | .....    |
| “ mild cured.....         | “            | .....  | .....     | .....        | .....     | .....    |
| “ pickled.....            | “            | .....  | .....     | .....        | .....     | .....    |
| Shad.....                 | “            | .....  | .....     | 32           | 224       | 32       |
| “ used fresh.....         | “            | .....  | .....     | .....        | .....     | .....    |
| “ salted.....             | Bbls.        | .....  | .....     | .....        | .....     | .....    |
| Smelts.....               | Cwts.        | 42,571 | 338,659   | 42,571       | 337,058   | 35,744   |
| Albacore.....             | “            | .....  | .....     | .....        | .....     | .....    |
| “ used fresh.....         | “            | .....  | .....     | .....        | .....     | .....    |
| “ canned.....             | Cases        | .....  | .....     | .....        | .....     | .....    |
| Caplin, used as bait..... | Bbls.        | 89     | 267       | 89           | 150       | 50       |
| Octopus.....              | Cwts.        | 151    | 924       | 151          | 954       | 132      |
| Oulachons.....            | “            | 25     | 125       | 25           | 256       | 38       |
| Squid, used as bait.....  | Bbls.        | .....  | .....     | .....        | .....     | .....    |
| Swordfish.....            | Cwts.        | .....  | .....     | .....        | .....     | .....    |
| Tom Cod.....              | “            | 11,292 | 15,802    | 11,292       | 5,197     | 8,046    |
| Clams and Quahaugs.....   | Bbls.        | 10,254 | 25,030    | .....        | 8,383     | 16,101   |
| “ used fresh.....         | “            | .....  | .....     | 4,967        | .....     | 2,876    |
| “ canned.....             | Cases        | .....  | .....     | 5,215        | .....     | 5,274    |
| Scallops.....             | Bbls.        | 2,650  | 19,990    | .....        | 3,946     | 23,387   |
| “ shelled.....            | Gals.        | .....  | .....     | 5,300        | .....     | 7,828    |
| “ canned.....             | Cases        | .....  | .....     | .....        | .....     | 30       |
| Crabs.....                | Cwts.        | 1,839  | 9,858     | 1,839        | 887       | 5,315    |
| Lobsters.....             | Cwts.        | 8,197  | 220,909   | .....        | 16,200    | 264,016  |
| “ shipped in shell.....   | “            | .....  | .....     | 5,902        | .....     | 9,794    |
| “ canned.....             | Cases        | .....  | .....     | 1,147        | .....     | 3,203    |
| “ tomalley.....           | “            | .....  | .....     | 11           | .....     | 14       |
| Oysters.....              | Bbls.        | 1,618  | 18,269    | 1,618        | 1,095     | 7,427    |
| Shrimps.....              | Cwts.        | 149    | 2,083     | 149          | 217       | 2,924    |
| Winkles.....              | “            | 345    | 629       | 345          | 682       | 1,679    |
| Cockles.....              | “            | .....  | .....     | .....        | .....     | .....    |
| Mussels.....              | “            | .....  | .....     | .....        | .....     | .....    |
| Catfish.....              | “            | 1,217  | 1,457     | 1,217        | 285       | 359      |
| Total value.....          | .....        | .....  | 2,319,441 | .....        | 2,124,535 | .....    |

## UNITED STATES

## ATLANTIC COAST

(From reports of the Bureau of Fisheries, Department of Commerce.)

The quantities of the chief kinds of fish landed at Boston and Gloucester, Mass., and Portland, Maine, by United States fishing vessels during the two months ended February 28, 1926, and those landed during the corresponding period in the preceding year were as follows:—

| Kinds of Fish                              | 1926    | 1925    |
|--|---------|---------|
|  | Cwts.   | Cwts.   |
| Cod, fresh.....                            | 94,573  | 81,485  |
| “ salted.....                              |         | 280     |
| Cook, fresh.....                           | 5,085   | 6,491   |
| “ salted.....                              |         |         |
| Haddock, fresh.....                        | 144,620 | 167,452 |
| “ salted.....                              |         |         |
| Hake, fresh.....                           | 3,997   | 5,673   |
| “ salted.....                              |         |         |
| Pollock, fresh.....                        | 7,176   | 4,176   |
| “ salted.....                              |         |         |
| Halibut, fresh.....                        | 785     | 1,767   |
| “ salted.....                              |         |         |
| Other fish, fresh (including Herring)..... | 19,485  | 15,278  |
| “ salted.....                              |         | 2,780   |

## PACIFIC COAST

The quantities of the chief kinds of fish landed at Seattle, Washington, by United States fishing vessels during the two months ended February 28, 1926, and those landed during the corresponding period in the preceding year, were as follows:—

| Kinds of Fish                              | 1926  | 1925  |
|--|-------|-------|
|  | Cwts. | Cwts. |
| Halibut, fresh.....                        | 200   | 1,395 |
| Black Cod (Sable fish), fresh.....         |       | 48    |
| Ling Cod, fresh.....                       | 454   | 560   |
| TAKEN IN PUGET SOUND BY COLLECTING VESSELS |       |       |
| Herring.....                               | 4,550 | 3,700 |
| Crabs.....                                 | 1,551 | 1,254 |



## ENGLAND AND WALES

(From monthly reports of the Board of Agriculture and Fisheries.)

The total quantity of fish landed in England and Wales during the two months ended February 28, 1926, was 1,455,656 cwts., valued at \$10,504,995, while that landed during the corresponding period in the preceding year was 1,305,257 cwts., valued at \$11,245,840.

The value of shellfish is included, but the weight is not.

The quantities of the chief kinds landed during the two months this year, and those landed during the corresponding period last year, were as follows:—

| Kinds of Fish                | 1926      | 1925      |
|------------------------------|-----------|-----------|
|                              | Cwts.     | Cwts.     |
| Cod.....                     | 462,240   | 328,660   |
| Haddock.....                 | 274,614   | 246,833   |
| Hake.....                    | 109,189   | 86,960    |
| Ling.....                    | 11,145    | 9,996     |
| Saith (Coalfish).....        | 37,590    | 39,149    |
| Halibut.....                 | 12,500    | 10,197    |
| Skate.....                   | 59,820    | 53,618    |
| Whiting.....                 | 60,741    | 58,508    |
| Soles, Brill and Turbot..... | 19,681    | 23,687    |
| Plaice.....                  | 102,970   | 105,650   |
| Herring.....                 | 91,757    | 127,104   |
| Mackerel.....                | 10,852    | 20,172    |
| Lobsters (Number).....       | 16,000    | 27,100    |
| Oysters ".....               | 4,086,800 | 2,632,800 |

## SCOTLAND

(From monthly reports of the Fishery Board.)

The total quantity of fish landed in Scotland during the two months ended February 28, 1926, was 696,120 cwts., valued at \$3,104,900, while that landed during the corresponding period in the preceding year was 621,037 cwts., valued at \$3,076,410.

The value of shellfish is included, but the weight is not.

The quantities of the chief kinds landed during the two months this year, and those landed during the corresponding period last year, were as follows:—

| Kinds of Fish          | 1926    | 1925    |
|------------------------|---------|---------|
|                        | Cwts.   | Cwts.   |
| Cod.....               | 108,555 | 78,260  |
| Haddock.....           | 172,611 | 120,509 |
| Hake.....              | 2,222   | 2,134   |
| Saith (Coalfish).....  | 23,967  | 26,082  |
| Ling.....              | 7,527   | 10,474  |
| Halibut.....           | 1,743   | 1,567   |
| Plaice.....            | 7,934   | 7,957   |
| Skate.....             | 23,571  | 21,916  |
| Herring.....           | 287,266 | 285,861 |
| Mackerel.....          | 35      | 284     |
| Lobsters (Number)..... | 102,740 | 82,576  |
| Oysters ".....         | 22,730  | 16,447  |

## IRELAND


(From monthly reports of the Department of Fisheries.)

The total quantity of fish landed in Ireland during the two months ended February 28, 1926, was 60,305 cwts., valued at \$190,830; while that landed during the corresponding period in the preceding year was 49,236 cwts., valued at \$149,240.

The value of shellfish is included, but the weight is not.

The quantities of the chief kinds landed during the two months this year, and those landed during the corresponding period last year, were as follows:—

| Kinds of Fish                | 1926   | 1925   |
|------------------------------|--------|--------|
|                              | Cwts.  | Cwts.  |
| Cod.....                     | 5,458  | 5,624  |
| Haddock.....                 | 474    | 42     |
| Hake.....                    | 107    | .....  |
| Ling.....                    | 45     | 38     |
| Soles, Brill and Turbot..... | 188    | 147    |
| Plaice.....                  | 1,244  | 1,273  |
| Skate.....                   | 680    | 467    |
| Herring.....                 | 48,200 | 37,851 |
| Mackerel.....                | 77     | 974    |
| Lobsters (Number).....       | 5,230  | 2,494  |
| Oysters ".....               | 21,880 | 46,950 |



225  
Jan. - June, 1926

MARINE AND FISHERIES DEPARTMENT

FISHERIES BRANCH

CANADA

QUARTERLY BULLETIN

OF

SEA-FISHERY STATISTICS

The values herein shown are based on the rates of the various trade when first brought to land by the fishermen. The figures contained in the quarterly bulletins are subject to revision and change before publication in the Annual Statistical Report.

PERIOD: JANUARY-JUNE, 1926

ISSUED BY THE AUTHORITY OF THE ACTING MINISTER

HON. E. L. PATENAUDE

FISHERIES' LIBRARY

OTTAWA  
F. A. ACLAND  
PRINTER TO THE KING'S MOST EXCELLENT MAJESTY  
1926

**NOTE.**

The values herein shown are based on the prices of the various kinds when first brought to land by the fishermen. The figures contained in the Quarterly Bulletins are subject to revision and change before publication in the Annual Statistical Report.

J. J. COWIE,  
*Chief Statistical Officer*

OTTAWA, August, 1926

RETURN showing, by Provinces, the Quantities and Values of all Sea Fish caught and landed in a GREEN STATE, and the estimated proportion of the catch MARKETED, or intended to be marketed, in a fresh, pickled, canned, etc., state, during the six months ended June 30, 1926.

| KINDS OF FISH          | NOVA SCOTIA  |         |           | P. E. ISLAND |        |          |        |
|------------------------|--------------|---------|-----------|--------------|--------|----------|--------|
|                        | Caught Fresh |         | Marketed  | Caught Fresh |        | Marketed |        |
|                        | Quantity     | Value   | Quantity  | Quantity     | Value  | Quantity |        |
|                        |              | \$      |           |              | \$     |          |        |
| Cod.....               | Cwts.        | 548,881 | 1,123,118 |              | 10,403 | 15,778   |        |
| " used fresh.....      | "            |         |           | 60,342       |        |          | 3,749  |
| " canned.....          | Cases        |         |           | 513          |        |          |        |
| " green-salted.....    | Cwts.        |         |           | 18,279       |        |          | 3,102  |
| " smoked.....          | "            |         |           | 335          |        |          |        |
| " smoked fillets.....  | "            |         |           | 29,217       |        |          |        |
| " boneless.....        | "            |         |           | 579          |        |          |        |
| " dried.....           | "            |         |           | 120,393      |        |          | 150    |
| Black Cod.....         | "            |         |           |              |        |          |        |
| " used fresh.....      | "            |         |           |              |        |          |        |
| " green-salted.....    | "            |         |           |              |        |          |        |
| " smoked.....          | "            |         |           |              |        |          |        |
| " dried.....           | "            |         |           |              |        |          |        |
| Red and Rock Cod, etc. | "            |         |           |              |        |          |        |
| " used fresh.....      | "            |         |           |              |        |          |        |
| " green-salted.....    | "            |         |           |              |        |          |        |
| " smoked.....          | "            |         |           |              |        |          |        |
| Haddock.....           | "            | 177,970 | 359,855   |              | 67     | 100      |        |
| " used fresh.....      | "            |         |           | 101,669      |        |          | 267    |
| " canned.....          | Cases        |         |           | 5,546        |        |          |        |
| " smoked.....          | Cwts.        |         |           | 17,503       |        |          |        |
| " green-salted.....    | "            |         |           | 1,750        |        |          |        |
| " smoked fillets.....  | "            |         |           | 6,682        |        |          |        |
| " dried.....           | "            |         |           | 2,955        |        |          |        |
| Hake and Cusk.....     | "            | 8,200   | 8,840     |              | 252    | 252      |        |
| " used fresh.....      | "            |         |           | 376          |        |          |        |
| " green-salted.....    | "            |         |           | 2,711        |        |          | 126    |
| " smoked.....          | "            |         |           |              |        |          |        |
| " smoked fillets.....  | "            |         |           | 780          |        |          |        |
| " dried.....           | "            |         |           | 18           |        |          |        |
| Pollock.....           | "            | 11,573  | 14,033    |              |        |          |        |
| " used fresh.....      | "            |         |           | 5,170        |        |          |        |
| " green-salted.....    | "            |         |           | 2,215        |        |          |        |
| " smoked fillets.....  | "            |         |           | 346          |        |          |        |
| " dried.....           | "            |         |           | 312          |        |          |        |
| Whiting.....           | "            |         |           |              |        |          |        |
| Halibut.....           | "            | 13,917  | 171,106   |              |        |          |        |
| " used fresh.....      | "            |         |           | 13,917       |        |          |        |
| " canned.....          | Cases        |         |           |              |        |          |        |
| " smoked.....          | Cwts.        |         |           |              |        |          |        |
| Flounders, Brill, etc. | "            | 7,000   | 13,954    | 7,000        |        |          |        |
| Skate.....             | "            | 11,837  | 13,934    | 11,837       |        |          |        |
| Soles.....             | "            | 1,383   | 2,766     | 1,383        |        |          |        |
| Herring.....           | "            | 59,533  | 65,305    |              | 60,009 | 69,129   |        |
| " used fresh.....      | "            |         |           | 5,206        |        |          | 7,452  |
| " canned.....          | Cases        |         |           |              |        |          |        |
| " smoked.....          | Cwts.        |         |           | 9,553        |        |          | 8      |
| " dry-salted.....      | "            |         |           |              |        |          |        |
| " pickled.....         | Bbls.        |         |           | 885          |        |          | 120    |
| " used as bait.....    | "            |         |           | 16,530       |        |          | 26,089 |
| " fertilizer.....      | "            |         |           | 50           |        |          |        |
| Mackerel.....          | Cwts.        | 44,237  | 90,706    |              | 454    | 1,562    |        |
| " used fresh.....      | "            |         |           | 17,629       |        |          | 334    |
| " canned.....          | Cases        |         |           |              |        |          |        |
| " salted.....          | Bbls.        |         |           | 8,869        |        |          | 40     |
| Sardines.....          | "            | 750     | 750       |              |        |          |        |
| " sold fresh.....      | Bbls.        |         |           |              |        |          |        |
| " canned.....          | Cases        |         |           |              |        |          |        |
| Pilchards.....         | Cwts.        |         |           |              |        |          |        |
| " used fresh.....      | "            |         |           |              |        |          |        |
| " canned.....          | Cases        |         |           |              |        |          |        |
| " smoked.....          | Cwts.        |         |           |              |        |          |        |
| " used as bait.....    | Bbls.        |         |           |              |        |          |        |
| " salted.....          | "            |         |           |              |        |          |        |
| Alewives.....          | Cwts.        | 26,607  | 17,568    |              | 360    | 720      |        |
| " used fresh.....      | "            |         |           | 6,852        |        |          |        |
| " smoked.....          | "            |         |           | 481          |        |          |        |
| " salted.....          | Bbls.        |         |           | 3,709        |        |          | 120    |

RETURN showing, by Provinces, the Quantities and Values of all Sea Fish caught and landed in a GREEN STATE, and the estimated proportion of the catch MARKETED, or intended to be marketed, in a fresh, pickled, canned, etc., state, during the six months ended June 30, 1926.

| KINDS OF FISH             | NOVA SCOTIA  |         |           | P. E. ISLAND |         |          |
|---------------------------|--------------|---------|-----------|--------------|---------|----------|
|                           | Caught Fresh |         | Marketed  | Caught Fresh |         | Marketed |
|                           | Quantity     | Value   | Quantity  | Quantity     | Value   | Quantity |
|                           |              | \$      |           |              | \$      |          |
| Salmon.....               | Cwts.        | 4,048   | 66,654    |              |         |          |
| " used fresh.....         | "            |         |           | 3,994        |         |          |
| " canned.....             | Cases        |         |           |              |         |          |
| " smoked.....             | Cwts.        |         |           | 30           |         |          |
| " dry-salted.....         | "            |         |           |              |         |          |
| " mild cured.....         | "            |         |           |              |         |          |
| " pickled.....            | "            |         |           |              |         |          |
| Shad.....                 | "            | 89      | 1,116     |              |         |          |
| " used fresh.....         | "            |         |           | 89           |         |          |
| " salted.....             | Bbbs.        |         |           |              |         |          |
| Smelts.....               | Cwts.        | 3,304   | 43,225    | 3,304        | 2,349   | 12,823   |
| Albacore.....             | "            |         |           |              |         |          |
| " used fresh.....         | "            |         |           |              |         |          |
| " canned.....             | Cases        |         |           |              |         |          |
| Caplin, used as bait..... | Bbbs.        |         |           | 89           | 267     | 89       |
| Octopus.....              | Cwts.        |         |           |              |         |          |
| Oulachons.....            | "            |         |           |              |         |          |
| Squid, used as bait.....  | Bbbs.        | 40      | 80        | 40           |         |          |
| Swordfish.....            | Cwts.        |         |           |              |         |          |
| Tom Cod.....              | "            | 6       | 7         | 6            | 731     | 1,602    |
| Clams and Quahaugs.....   | Bbbs.        | 2,985   | 5,228     |              | 34      | 34       |
| " used fresh.....         | "            |         |           | 2,624        |         |          |
| " canned.....             | Cases        |         |           | 361          |         |          |
| Scallops.....             | Bbbs.        | 8,409   | 58,171    |              |         |          |
| " shelled.....            | Gals.        |         |           | 16,740       |         |          |
| " canned.....             | Cases        |         |           | 35           |         |          |
| Crabs.....                | Cwts.        |         |           |              |         |          |
| Lobsters.....             | Cwts.        | 164,721 | 2,252,117 |              | 54,306  | 420,987  |
| " shipped in shell.....   | "            |         |           | 65,131       |         | 890      |
| " canned.....             | Cases        |         |           | 49,789       |         | 25,900   |
| " tomalley.....           | "            |         |           | 440          |         | 84       |
| Oysters.....              | Bbbs.        |         |           |              |         |          |
| Shrimps.....              | Cwts.        |         |           |              |         |          |
| Winkles.....              | "            | 1,168   | 1,728     | 1,168        |         |          |
| Cockles.....              | "            |         |           |              |         |          |
| Mussels.....              | "            |         |           |              |         |          |
| Catfish.....              | "            | 2,889   | 3,129     | 2,889        |         |          |
| Total value.....          |              |         | 4,313,390 |              | 523,254 |          |

RETURN showing, by Provinces, the Quantities and Values of all Sea Fish caught and landed in a GREEN STATE, and the estimated proportion of the catch MARKETED, or intended to be marketed, in a fresh, pickled, canned, etc., state, during the six months ended June 30, 1926.

| KINDS OF FISH               | NEW BRUNSWICK |         |          | QUEBEC       |         |          |
|-----------------------------|---------------|---------|----------|--------------|---------|----------|
|                             | Caught Fresh  |         | Marketed | Caught Fresh |         | Marketed |
|                             | Quantity      | Value   | Quantity | Quantity     | Value   | Quantity |
| Cod.....Cwts.               | 64,852        | 103,078 |          | 66,239       | 114,743 |          |
| “ used fresh.....“          |               |         | 9,669    |              |         | 457      |
| “ canned.....Cases          |               |         |          |              |         |          |
| “ green-salted.....Cwts.    |               |         | 926      |              |         | 5,668    |
| “ smoked.....“              |               |         |          |              |         |          |
| “ smoked fillets.....“      |               |         |          |              |         |          |
| “ bonelless.....“           |               |         |          |              |         |          |
| “ dried.....“               |               |         | 17,777   |              |         | 18,148   |
| Black Cod.....“             |               |         |          |              |         |          |
| “ used fresh.....“          |               |         |          |              |         |          |
| “ green-salted.....“        |               |         |          |              |         |          |
| “ smoked.....“              |               |         |          |              |         |          |
| “ dried.....“               |               |         |          |              |         |          |
| Red and Rock Cod, etc.....“ |               |         |          |              |         |          |
| “ used fresh.....“          |               |         |          |              |         |          |
| “ green-salted.....“        |               |         |          |              |         |          |
| “ smoked.....“              |               |         |          |              |         |          |
| “ dried.....“               |               |         |          |              |         |          |
| Haddock.....“               | 5,325         | 7,773   |          |              |         |          |
| “ used fresh.....“          |               |         | 4,213    |              |         |          |
| “ canned.....Cases          |               |         |          |              |         |          |
| “ smoked.....Cwts.          |               |         |          |              |         | 561      |
| “ green-salted.....“        |               |         |          |              |         |          |
| “ smoked fillets.....“      |               |         |          |              |         |          |
| “ dried.....“               |               |         |          |              |         |          |
| Hake and Cusk.....“         | 1,903         | 1,059   |          |              |         |          |
| “ used fresh.....“          |               |         | 822      |              |         |          |
| “ green-salted.....“        |               |         | 400      |              |         |          |
| “ smoked.....“              |               |         |          |              |         |          |
| “ smoked fillets.....“      |               |         |          |              |         |          |
| “ dried.....“               |               |         | 94       |              |         |          |
| Pollock.....“               | 1,357         | 1,153   |          |              |         |          |
| “ used fresh.....“          |               |         | 302      |              |         |          |
| “ green-salted.....“        |               |         | 94       |              |         |          |
| “ smoked fillets.....“      |               |         |          |              |         |          |
| “ dried.....“               |               |         | 289      |              |         |          |
| Whiting.....“               |               |         |          |              |         |          |
| Halibut.....“               | 82            | 1,349   |          | 185          | 1,236   |          |
| “ used fresh.....“          |               |         | 82       |              |         | 185      |
| “ canned.....Cases          |               |         |          |              |         |          |
| “ smoked.....Cwts.          |               |         |          |              |         |          |
| Flounders, Brill, etc.....“ | 1,075         | 2,336   | 1,075    |              |         |          |
| Skate.....“                 | 38            | 56      | 38       |              |         |          |
| Soles.....“                 | 56            | 84      | 56       |              |         |          |
| Herring.....“               | 204,156       | 139,428 |          | 220,635      | 75,950  |          |
| “ used fresh.....“          |               |         | 19,094   |              |         | 4,217    |
| “ canned.....Cases          |               |         |          |              |         |          |
| “ smoked.....Cwts.          |               |         | 11,851   |              |         | 15,428   |
| “ dry-salted.....“          |               |         |          |              |         |          |
| “ pickled.....Bbls.         |               |         | 990      |              |         | 1,650    |
| “ used as bait.....“        |               |         | 25,922   |              |         | 35,192   |
| “ fertilizer.....“          |               |         | 53,264   |              |         | 53,128   |
| Mackerel.....Cwts.          | 14,699        | 32,148  |          | 15,610       | 31,390  |          |
| “ used fresh.....“          |               |         | 14,699   |              |         | 1,210    |
| “ canned.....Cases          |               |         |          |              |         |          |
| “ salted.....Bbls.          |               |         |          |              |         | 4,800    |
| Sardines.....“              | 19,996        | 39,066  |          |              |         |          |
| “ sold fresh.....Bbls.      |               |         | 11,611   |              |         |          |
| “ canned.....Cases          |               |         | 47,435   |              |         |          |
| Pilchards.....Cwts.         |               |         |          |              |         |          |
| “ used fresh.....“          |               |         |          |              |         |          |
| “ canned.....Cases          |               |         |          |              |         |          |
| “ smoked.....Cwts.          |               |         |          |              |         |          |
| “ used as bait.....Bbls.    |               |         |          |              |         |          |
| “ salted.....“              |               |         |          |              |         |          |
| Alewives.....Cwts.          | 48,415        | 41,274  |          |              |         |          |
| “ used fresh.....“          |               |         | 10,330   |              |         |          |
| “ smoked.....“              |               |         | 310      |              |         |          |
| “ salted.....Bbls.          |               |         | 12,487   |              |         |          |



RETURN showing, by Provinces, the Quantities and Values of all Sea Fish caught and landed in a GREEN STATE, and the estimated proportion of the catch MARKETED, or intended to be marketed, in a fresh, pickled, canned, etc., state, during the six months ended June 30, 1926.

| KINDS OF FISH             | NEW BRUNSWICK |        |            | QUEBEC       |         |          |
|---------------------------|---------------|--------|------------|--------------|---------|----------|
|                           | Caught Fresh  |        | Marketed   | Caught Fresh |         | Marketed |
|                           | Quantity      | Value  | Quantity   | Quantity     | Value   | Quantity |
| Salmon.....               | Cwts.         | 11,747 | \$ 146,969 |              |         |          |
| “ used fresh.....         | “             |        |            | 5,990        | 60,871  | 5,790    |
| “ canned.....             | Cases         |        |            |              |         | 238      |
| “ smoked.....             | Cwts.         |        |            |              |         |          |
| “ dry-salted.....         | “             |        |            |              |         |          |
| “ mild cured.....         | “             |        |            |              |         |          |
| “ pickled.....            | “             |        |            |              |         |          |
| Shad.....                 | “             | 4,376  | 30,735     | 23           | 122     |          |
| “ used fresh.....         | “             |        |            | 4,376        |         | 23       |
| “ salted.....             | Bbls.         |        |            |              |         |          |
| Smelts.....               | Cwts.         | 36,696 | 279,573    | 954          | 5,724   | 954      |
| Albacore.....             | “             |        |            |              |         |          |
| “ used fresh.....         | “             |        |            |              |         |          |
| “ canned.....             | Cases         |        |            |              |         |          |
| Caplin, used as bait..... | Bbls.         |        |            | 2,660        | 2,960   | 2,660    |
| Octopus.....              | Cwts.         |        |            |              |         |          |
| Oulachons.....            | “             |        |            |              |         |          |
| Squid, used as bait.....  | Bbls.         |        |            |              |         |          |
| Swordfish.....            | Cwts.         |        |            |              |         |          |
| Tom Cod.....              | “             | 10,555 | 14,193     | 10,555       |         |          |
| Clams and Quahaugs.....   | Bbls.         | 16,326 | 26,324     |              | 458     | 2,558    |
| “ used fresh.....         | “             |        |            | 8,031        |         | 458      |
| “ canned.....             | Cases         |        |            | 7,940        |         |          |
| Scallops.....             | Bbls.         | 232    | 1,301      |              | 550     | 3,350    |
| “ shelled.....            | Gals.         |        |            | 464          |         | 1,100    |
| “ canned.....             | Cases         |        |            |              |         |          |
| Crabs.....                | Cwts.         |        |            |              |         |          |
| Lobsters.....             | Cwts.         | 36,793 | 416,113    |              | 21,889  | 195,469  |
| “ shipped in shell.....   | “             |        |            | 6,415        |         | 433      |
| “ canned.....             | Cases         |        |            | 15,993       |         | 10,728   |
| “ tomalley.....           | “             |        |            | 49           |         | 65       |
| Oysters.....              | Bbls.         | 1,299  | 10,106     | 1,299        |         |          |
| Shrimps.....              | Cwts.         |        |            |              |         |          |
| Winkles.....              | “             | 1,141  | 3,069      | 1,141        |         |          |
| Cockles.....              | “             |        |            |              |         |          |
| Mussels.....              | “             |        |            |              |         |          |
| Catfish.....              | “             |        |            |              |         |          |
| Total value.....          |               |        | 1,300,187  |              | 494,373 |          |

RETURN showing, by Provinces, the Quantities and Values of all Sea Fish caught and landed in a GREEN STATE, and the estimated proportion of the catch MARKETED, or intended to be marketed, in a fresh, pickled, canned, etc., state, during the six months ended June 30, 1926.

| KINDS OF FISH              | BRITISH COLUMBIA |         |           |
|----------------------------|------------------|---------|-----------|
|                            | Caught Fresh     |         | Marketed  |
|                            | Quantity         | Value   | Quantity  |
|                            |                  | \$      |           |
| Cod.....                   | Cwts.            | 13,030  | 86,062    |
| " used fresh.....          | "                |         | 13,030    |
| " canned.....              | Cases            |         |           |
| " green-salted.....        | "                |         |           |
| " smoked.....              | "                |         |           |
| " smoked fillets.....      | "                |         |           |
| " boneless.....            | "                |         |           |
| " dried.....               | "                |         |           |
| Black Cod.....             | "                | 867     | 6,406     |
| " used fresh.....          | "                |         | 814       |
| " green-salted.....        | "                |         | 6         |
| " smoked.....              | "                |         | 20        |
| " dried.....               | "                |         |           |
| Red and Rock Cod, etc..... | "                | 5,751   | 36,284    |
| " used fresh.....          | "                |         | 5,751     |
| " green-salted.....        | "                |         |           |
| " smoked.....              | "                |         |           |
| Haddock.....               | "                |         |           |
| " used fresh.....          | Cases            |         |           |
| " canned.....              | Cwts.            |         |           |
| " smoked.....              | "                |         |           |
| " green-salted.....        | "                |         |           |
| " smoked fillets.....      | "                |         |           |
| " dried.....               | "                |         |           |
| Hake and Cusk.....         | "                | 3       | 9         |
| " used fresh.....          | "                |         | 3         |
| " green-salted.....        | "                |         |           |
| " smoked.....              | "                |         |           |
| " smoked fillets.....      | "                |         |           |
| " dried.....               | "                |         |           |
| Pollock.....               | "                |         |           |
| " used fresh.....          | "                |         |           |
| " green-salted.....        | "                |         |           |
| " smoked fillets.....      | "                |         |           |
| " dried.....               | "                |         |           |
| Whiting.....               | "                | 47      | 198       |
| Halibut.....               | "                | 138,735 | 1,752,932 |
| " used fresh.....          | "                |         | 138,735   |
| " canned.....              | Cases            |         |           |
| " smoked.....              | Cwts.            |         |           |
| Flounders, Brill, etc..... | "                | 382     | 1,307     |
| Skate.....                 | "                | 507     | 1,575     |
| Soles.....                 | "                | 2,464   | 14,354    |
| Herring.....               | "                | 755,121 | 597,874   |
| " used fresh.....          | "                |         | 12,215    |
| " canned.....              | Cases            |         |           |
| " smoked.....              | Cwts.            |         | 341       |
| " dry-salted.....          | "                |         | 590,072   |
| " pickled.....             | Bbbs.            |         | 90        |
| " used as bait.....        | "                |         | 2,182     |
| " fertilizer.....          | "                |         |           |
| Mackerel.....              | Cwts.            |         |           |
| " used fresh.....          | "                |         |           |
| " canned.....              | Cases            |         |           |
| " salted.....              | Bbbs.            |         |           |
| Sardines.....              | "                |         |           |
| " sold fresh.....          | "                |         |           |
| " canned.....              | Cases            |         |           |
| Pilchards.....             | Cwts.            | 30,661  | 9,211     |
| " used fresh.....          | "                |         | 30,661    |
| " canned.....              | Cases            |         |           |
| " smoked.....              | Cwts.            |         |           |
| " used as bait.....        | Bbbs.            |         |           |
| " salted.....              | "                |         |           |
| Alewives.....              | Cwts.            |         |           |
| " used fresh.....          | "                |         |           |
| " smoked.....              | "                |         |           |
| " salted.....              | Bbbs.            |         |           |

RETURN showing, by Provinces, the Quantities and Values of all Sea Fish caught and landed in a GREEN STATE, and the estimated proportion of the catch MARKETED, or intended to be marketed, in a fresh, pickled, canned, etc., state, during the six months ended June 30, 1926.

| KINDS OF FISH             | BRITISH COLUMBIA |           |          |
|---------------------------|------------------|-----------|----------|
|                           | Caught Fresh     |           | Marketed |
|                           | Quantity         | Value     | Quantity |
|                           |                  | \$        |          |
| Salmon.....               | Cwts. 71,871     | 714,466   | .....    |
| “ used fresh.....         | “                |           | 44,151   |
| “ canned.....             | Cases            |           | 23,770   |
| “ smoked.....             | Cwts.            |           |          |
| “ dry-salted.....         | “                |           |          |
| “ mild cured.....         | “                |           | 5,125    |
| “ pickled.....            | “                |           | 42       |
| Shad.....                 | “ 12             | 120       | .....    |
| “ used fresh.....         | “                |           | 12       |
| “ salted.....             | Bbls.            |           |          |
| Smelts.....               | Cwts. 400        | 5,375     | 400      |
| Albacore.....             | “                |           |          |
| “ used fresh.....         | “                |           |          |
| “ canned.....             | Cases            |           |          |
| Caplin, used as bait..... | Bbls.            |           |          |
| Octopus.....              | Cwts. 254        | 1,564     | 254      |
| Oulachons.....            | “ 2,733          | 7,076     | 2,733    |
| Squid, used as bait.....  | Bbls.            |           |          |
| Swordfish.....            | Cwts.            |           |          |
| Tom Cod.....              | “                |           |          |
| Clams and Quahaugs.....   | Bbls. 4,238      | 16,992    | .....    |
| “ used fresh.....         | “                |           | 1,299    |
| “ canned.....             | Cases            |           | 2,939    |
| Scallops.....             | Bbls.            |           |          |
| “ shelled.....            | Gals.            |           |          |
| “ canned.....             | Cases            |           |          |
| Crabs.....                | Cwts. 3,336      | 17,553    | 3,336    |
| Lobsters.....             | “                |           |          |
| “ shipped in shell.....   | “                |           |          |
| “ canned.....             | Cases            |           |          |
| “ tomalley.....           | “                |           |          |
| Oysters.....              | Bbls. 1,102      | 16,031    | 1,102    |
| Shrimps.....              | Cwts. 333        | 4,698     | 333      |
| Winkles.....              | “                |           |          |
| Cockles.....              | “                |           |          |
| Mussels.....              | “                |           |          |
| Catfish.....              | “                |           |          |
| Total value.....          |                  | 3,290,147 | .....    |

SUMMARY of the Quantities and Values of all Sea Fish caught and landed in a Fresh or Green State; and an estimate of the Quantities Marketed, or intended to be marketed, fresh, dried, pickled, canned, etc., in the WHOLE OF CANADA, for the SIX MONTHS ended JUNE 30, 1926.

TOTALS  
for the SIX MONTHS  
ended JUNE 30, 1926.

| KINDS OF FISH                | Caught Fresh |           | Marketed | Caught Fresh |           | Marketed |
|------------------------------|--------------|-----------|----------|--------------|-----------|----------|
|                              | Quantity     | Value     | Quantity | Quantity     | Value     | Quantity |
|                              |              | \$        |          |              | \$        |          |
| Cod..... Cwts.               | 703,405      | 1,442,779 |          | 680,172      | 1,472,720 |          |
| " used fresh.....            |              |           | 87,147   |              |           | 65,712   |
| " canned..... Cases          |              |           | 513      |              |           | 1,298    |
| " green-salted..... Cwts.    |              |           | 27,975   |              |           | 48,615   |
| " smoked..... "              |              |           | 335      |              |           | 67       |
| " smoked fillets..... "      |              |           | 29,217   |              |           | 18,215   |
| " boneless..... "            |              |           | 579      |              |           | 988      |
| " dried..... "               |              |           | 156,468  |              |           | 152,464  |
| Black Cod..... "             | 867          | 6,466     |          | 3,663        | 22,701    |          |
| " used fresh..... "          |              |           | 814      |              |           | 3,494    |
| " green-salted..... "        |              |           | 6        |              |           |          |
| " smoked..... "              |              |           | 20       |              |           | 84       |
| " dried..... "               |              |           |          |              |           |          |
| Red and Rock Cod, etc..... " | 5,751        | 36,284    |          | 10,775       | 67,909    |          |
| " used fresh..... "          |              |           | 5,751    |              |           | 10,775   |
| " green-salted..... "        |              |           |          |              |           |          |
| " smoked..... "              |              |           |          |              |           |          |
| Haddock..... "               | 183,372      | 367,728   |          | 179,924      | 353,586   |          |
| " used fresh..... "          |              |           | 105,949  |              |           | 89,736   |
| " canned..... Cases          |              |           | 5,546    |              |           | 4,009    |
| " smoked..... Cwts.          |              |           | 17,503   |              |           | 15,164   |
| " green-salted..... "        |              |           | 2,311    |              |           | 7,049    |
| " smoked fillets..... "      |              |           | 6,682    |              |           | 8,106    |
| " dried..... "               |              |           | 2,955    |              |           | 5,013    |
| Hake and Cusk..... "         | 10,364       | 10,160    |          | 25,027       | 24,540    |          |
| " used fresh..... "          |              |           | 1,201    |              |           | 1,022    |
| " green-salted..... Cwts.    |              |           | 3,237    |              |           | 8,858    |
| " smoked..... "              |              |           |          |              |           |          |
| " smoked fillets..... "      |              |           | 780      |              |           | 1,836    |
| " dried..... "               |              |           | 114      |              |           | 259      |
| Pollock..... "               | 7,098        | 15,186    |          | 18,893       | 27,382    |          |
| " used fresh..... "          |              |           | 5,472    |              |           | 6,524    |
| " green-salted..... "        |              |           | 2,309    |              |           | 3,126    |
| " smoked fillets..... "      |              |           | 346      |              |           |          |
| " dried..... "               |              |           | 601      |              |           | 2,040    |
| Whiting..... "               | 47           | 198       | 47       | 61           | 178       | 61       |
| Halibut..... "               | 152,919      | 1,926,623 |          | 163,234      | 1,467,498 |          |
| " used fresh..... "          |              |           | 152,919  |              |           | 163,214  |
| " canned..... Cases          |              |           |          |              |           | 30       |
| " smoked..... Cwts.          |              |           |          |              |           |          |
| Flounders, Brill, etc..... " | 8,457        | 17,597    | 8,457    | 4,605        | 7,083     | 4,605    |
| Skate..... "                 | 12,382       | 15,565    | 12,382   | 880          | 2,373     | 880      |
| Soles..... "                 | 3,903        | 17,204    | 3,903    | 4,053        | 18,553    | 4,053    |
| Herring..... "               | 1,299,454    | 947,686   |          | 1,306,056    | 909,629   |          |
| " used fresh..... "          |              |           | 48,184   |              |           | 71,419   |
| " canned..... Cases          |              |           |          |              |           | 42       |
| " smoked..... Cwts.          |              |           | 37,181   |              |           | 42,587   |
| " dry-salted..... "          |              |           | 590,072  |              |           | 535,135  |
| " pickled..... Bbbs.         |              |           | 3,735    |              |           | 5,405    |
| " used as bait..... "        |              |           | 106,005  |              |           | 157,459  |
| " fertilizer..... "          |              |           | 108,442  |              |           | 74,688   |
| Mackerel..... Cwts.          | 75,000       | 155,806   |          | 145,564      | 351,176   |          |
| " used fresh..... "          |              |           | 33,872   |              |           | 46,742   |
| " canned..... Cases          |              |           |          |              |           | 150      |
| " salted..... Bbbs.          |              |           | 13,709   |              |           | 32,905   |
| Sardines..... "              | 20,746       | 39,816    |          | 48,278       | 96,556    |          |
| " sold fresh..... Bbbs.      |              |           | 11,611   |              |           | 34,358   |
| " canned..... Cases          |              |           | 47,435   |              |           | 69,829   |
| Pilchards..... Cwts.         | 30,661       | 9,211     |          |              |           |          |
| " used fresh..... "          |              |           | 30,661   |              |           |          |
| " canned..... Cases          |              |           |          |              |           |          |
| " smoked..... Cwts.          |              |           |          |              |           |          |
| " used as bait..... Bbbs.    |              |           |          |              |           |          |
| " salted..... "              |              |           |          |              |           |          |

SUMMARY of the Quantities and Values of all Sea Fish caught and landed in a Fresh or Green State; and an estimate of the Quantities Marketed, or intended to be marketed, fresh, dried, pickled, canned, etc., in the WHOLE OF CANADA, for the SIX MONTHS ended JUNE 30, 1926.

TOTALS  
for the SIX MONTHS  
ended JUNE 30, 1926.

| KINDS OF FISH                  | Caught Fresh |           | Marketed | Caught Fresh |           | Marketed |
|--------------------------------|--------------|-----------|----------|--------------|-----------|----------|
|                                | Quantity     | Value     | Quantity | Quantity     | Value     | Quantity |
|                                |              | \$        |          |              | \$        |          |
| Alewives.....Cwts.             | 67,718       | 62,562    |          | 53,990       | 60,248    |          |
| “ used fresh.....Cwts.         |              |           | 17,182   |              |           | 15,994   |
| “ smoked.....Cwts.             |              |           | 791      |              |           | 1,275    |
| “ salted.....Bbls.             |              |           | 16,316   |              |           | 11,814   |
| Salmon.....Cwts.               | 93,313       | 988,960   |          | 114,604      | 1,175,745 |          |
| “ used fresh.....Cwts.         |              |           | 65,682   |              |           | 72,769   |
| “ canned.....Cases             |              |           | 24,008   |              |           | 28,409   |
| “ smoked.....Cwts.             |              |           | 30       |              |           | 64       |
| “ dry-salted.....Cwts.         |              |           |          |              |           |          |
| “ mild cured.....Cwts.         |              |           | 5,125    |              |           | 11,932   |
| “ pickled.....Cwts.            |              |           | 42       |              |           | 40       |
| Shad.....Cwts.                 | 4,500        | 32,093    |          | 5,808        | 41,909    |          |
| “ used fresh.....Cwts.         |              |           | 4,500    |              |           | 5,808    |
| “ salted.....Bbls.             |              |           |          |              |           |          |
| Smelts.....Cwts.               | 43,703       | 346,720   | 43,703   | 35,967       | 339,748   | 35,967   |
| Albacore.....Cwts.             |              |           |          |              |           |          |
| “ used fresh.....Cwts.         |              |           |          |              |           |          |
| “ canned.....Cases             |              |           |          |              |           |          |
| Caplin, used as bait.....Bbls. | 2,749        | 3,227     | 2,749    | 1,290        | 2,290     | 1,290    |
| Octopus.....Cwts.              | 254          | 1,564     | 254      | 278          | 1,814     | 278      |
| Oulachons.....Cwts.            | 2,733        | 7,076     | 2,733    | 2,367        | 4,514     | 2,367    |
| Squid, used as bait.....Bbls.  | 40           | 80        | 40       | 404          | 2,149     | 404      |
| Swordfish.....Cwts.            |              |           |          |              |           |          |
| Tom Cod.....Cwts.              | 11,292       | 15,802    | 11,292   | 5,197        | 8,046     | 5,197    |
| Clams and Quahaugs.....Bbls.   | 24,041       | 51,136    |          | 17,434       | 37,299    |          |
| “ used fresh.....Bbls.         |              |           | 12,446   |              |           | 7,287    |
| “ canned.....Cases             |              |           | 11,240   |              |           | 9,678    |
| Scallops.....Bbls.             | 9,191        | 62,822    |          | 10,520       | 51,887    |          |
| “ shelled.....Gals.            |              |           | 18,304   |              |           | 20,948   |
| “ canned.....Cases             |              |           | 35       |              |           | 41       |
| Crabs.....Cwts.                | 3,336        | 17,553    | 3,336    | 2,867        | 15,729    | 2,867    |
| Lobsters.....Cwts.             | 277,709      | 3,284,686 |          | 301,221      | 3,180,595 |          |
| “ shipped in shell.....Cwts.   |              |           | 72,869   |              |           | 67,438   |
| “ canned.....Cases             |              |           | 102,410  |              |           | 116,886  |
| “ tomalley.....Cwts.           |              |           | 638      |              |           | 500      |
| Oysters.....Bbls.              | 2,401        | 26,137    | 2,401    | 1,572        | 13,895    | 1,572    |
| Shrimps.....Cwts.              | 333          | 4,698     | 333      | 465          | 6,023     | 465      |
| Winkles.....Cwts.              | 2,309        | 4,797     | 2,309    | 1,724        | 5,506     | 1,724    |
| Cockles.....Cwts.              |              |           |          | 40           | 80        | 40       |
| Mussels.....Cwts.              |              |           |          |              |           |          |
| Catfish.....Cwts.              | 2,889        | 3,129     | 2,889    | 405          | 503       | 405      |
| Total value.....               |              | 9,921,351 |          |              | 9,769,864 |          |

## UNITED STATES

## ATLANTIC COAST

(From reports of the Bureau of Fisheries, Department of Commerce.)

The quantities of the chief kinds of fish landed at Boston and Gloucester, Mass., and Portland, Maine, by United States fishing vessels during the five months ended May 31, 1926, and those landed during the corresponding period in the preceding year were as follows:—

| Kinds of Fish                              | 1926    | 1925    |
|--|---------|---------|
|  | Cwts.   | Cwts.   |
| Cod, fresh.....                            | 336,384 | 281,992 |
| “ salted.....                              | 5,483   | 4,926   |
| Cusk, fresh.....                           | 14,321  | 20,996  |
| “ salted.....                              |         | 12      |
| Haddock, fresh.....                        | 426,843 | 452,537 |
| “ salted.....                              | 757     | 8       |
| Hake, fresh.....                           | 6,837   | 13,089  |
| “ salted.....                              | 22      | 7       |
| Pollock, fresh.....                        | 11,393  | 8,925   |
| “ salted.....                              | 112     | 151     |
| Halibut, fresh.....                        | 10,462  | 15,918  |
| “ salted.....                              |         | 1       |
| Mackerel, fresh.....                       | 11,442  | 1,661   |
| “ salted.....                              |         |         |
| Other fish, fresh (including Herring)..... | 43,362  | 37,885  |
| “ salted.....                              |         |         |

## PACIFIC COAST

The quantities of the chief kinds of fish landed at Seattle, Washington, by United States fishing vessels during the five months ended May 31, 1926, and those landed during the corresponding period in the preceding year, were as follows:—

| Kinds of Fish                              | 1926   | 1925   |
|--|--------|--------|
|  | Cwts.  | Cwts.  |
| Halibut, fresh.....                        | 41,311 | 37,649 |
| Black Cod (Sable fish), fresh.....         | 1,930  | 339    |
| Ling Cod, fresh.....                       | 3,764  | 3,284  |
| TAKEN IN PUGET SOUND BY COLLECTING VESSELS |        |        |
| Herring.....                               | 6,050  | 5,050  |
| Crabs.....                                 | 2,734  | 3,221  |
| Salmon.....                                | 4,800  |        |
| Trout.....                                 | 400    |        |

## ENGLAND AND WALES

(From monthly reports of the Board of Agriculture and Fisheries.)

The total quantity of fish landed in England and Wales during the five months ended May 31, 1926, was 4,185,528 cwts., valued at \$26,191,455, while that landed during the corresponding period in the preceding year was 4,002,361 cwts., valued at \$26,978,350.

The value of shellfish is included, but the weight is not.

The quantities of the chief kinds landed during the five months this year, and those landed during the corresponding period last year, were as follows:—

| Kinds of Fish                | 1926      | 1925      |
|------------------------------|-----------|-----------|
|                              | Cwts.     | Cwts.     |
| Cod.....                     | 1,458,615 | 1,263,218 |
| Haddock.....                 | 707,536   | 709,289   |
| Hake.....                    | 366,229   | 328,638   |
| Ling.....                    | 67,440    | 69,231    |
| Saith (Coalfish).....        | 128,038   | 145,739   |
| Halibut.....                 | 43,947    | 41,529    |
| Skate.....                   | 178,540   | 171,256   |
| Whiting.....                 | 133,362   | 133,693   |
| Soles, Brill and Turbot..... | 48,345    | 59,290    |
| Plaice.....                  | 246,113   | 257,496   |
| Herring.....                 | 154,249   | 154,924   |
| Mackerel.....                | 103,526   | 130,922   |
| Lobsters (Number).....       | 289,400   | 287,300   |
| Oysters.....                 | 7,662,800 | 4,564,600 |

## SCOTLAND

(From monthly reports of the Fishery Board.)

The total quantity of fish landed in Scotland during the five months ended May 31, 1926, was 1,483,537 cwts., valued at \$6,784,495, while that landed during the corresponding period in the preceding year was 1,439,534 cwts., valued at \$7,078,730.

The value of shellfish is included, but the weight is not.

The quantities of the chief kinds landed during the five months this year, and those landed during the corresponding period last year, were as follows:—

| Kinds of Fish          | 1926    | 1925    |
|------------------------|---------|---------|
|                        | Cwts.   | Cwts.   |
| Cod.....               | 309,573 | 247,580 |
| Haddock.....           | 407,172 | 337,362 |
| Hake.....              | 6,625   | 12,060  |
| Saith (Coalfish).....  | 47,607  | 64,199  |
| Ling.....              | 32,061  | 45,832  |
| Halibut.....           | 14,883  | 19,245  |
| Plaice.....            | 21,135  | 24,388  |
| Skate.....             | 60,051  | 69,979  |
| Herring.....           | 422,656 | 441,630 |
| Mackerel.....          | 320     | 437     |
| Lobsters (Number)..... | 300,283 | 275,630 |
| Oysters.....           | 42,878  | 31,678  |

## IRELAND.

(FREE STATE)

(From monthly reports of the Department of Fisheries.)

The total quantity of fish landed in Ireland (Free State) during the four months ended April 30, 1926, was 99,185 cwts., valued at \$338,300; while that landed during the corresponding period in the preceding year was 88,891 cwts., valued at \$327,675.

The value of shellfish is included, but the weight is not.

The quantities of the chief kinds landed during the four months this year, and those landed during the corresponding period last year, were as follows:—

| Kinds of Fish                | 1926   | 1925   |
|------------------------------|--------|--------|
|                              | Cwts.  | Cwts.  |
| Cod.....                     | 13,359 | 9,143  |
| Haddock.....                 | 785    | 203    |
| Hake.....                    | 393    | 219    |
| Ling.....                    | 241    | 244    |
| Soles, Brill and Turbot..... | 784    | 791    |
| Plaice.....                  | 2,894  | 3,189  |
| Skate.....                   | 1,870  | 1,411  |
| Herring.....                 | 62,885 | 52,476 |
| Mackerel.....                | 7,532  | 13,016 |
| Lobsters (Number).....       | 18,597 | 12,184 |
| Oysters.....                 | 25,180 | 55,890 |


## NEWFOUNDLAND

(From Monthly Reports of the Newfoundland Customs Department.)

Statement of Dry Codfish exported from the colony of Newfoundland for the three months ended March 31, 1926, and the corresponding period in the preceding year.

| Country of Destination     | 1926   | 1925   |
|----------------------------|--------|--------|
|                            | Cwts.  | Cwts.  |
| United Kingdom.....        | 8,884  | 6,787  |
| Canada.....                | 738    | 1,140  |
| B. W. Indies.....          | 26,167 | 31,644 |
| Malta.....                 | 380    | .....  |
| Brazil.....                | 57,353 | 55,707 |
| Foreign West Indies.....   | 28,657 | 28,366 |
| Greece.....                | 6,550  | 16,875 |
| Italy.....                 | 22,817 | 13,228 |
| Madeira.....               | 1,811  | 1,290  |
| Portugal.....              | 42,770 | 64,053 |
| Spain.....                 | 92,070 | 60,037 |
| United States.....         | 688    | 1,908  |
| Pickled fish exported..... | 6,283  | 726    |





Jan.-Sept. 1926

MARINE AND FISHERIES DEPARTMENT  
FISHERIES BRANCH  
CANADA

QUARTERLY BULLETIN

OF

SEA FISHERY STATISTICS

PERIOD: JANUARY-SEPTEMBER, 1926

ISSUED BY THE AUTHORITY OF THE MINISTER  
HON. P. J. A. CARDIN

FISHERIES' LIBRARY

OTTAWA  
F. A. ACLAND  
PRINTER TO THE KING'S MOST EXCELLENT MAJESTY  
1926

**NOTE.**

The values herein shown are based on the prices of the various kinds when first brought to land by the fishermen. The figures contained in the Quarterly Bulletins are subject to revision and change before publication in the Annual Statistical Report.

**J. J. COWIE,**  
*Chief Statistical Officer*

OTTAWA, November, 1926

RETURN showing, by Provinces, the Quantities and Values of all Sea Fish caught and landed in a GREEN STATE, and the estimated proportion of the catch MARKETED, or intended to be marketed, in a fresh, pickled, canned, etc., state, during the nine months ended September 30, 1926.

| KINDS OF FISH               | NOVA SCOTIA  |           |          | P. E. ISLAND |        |          |
|-----------------------------|--------------|-----------|----------|--------------|--------|----------|
|                             | Caught Fresh |           | Marketed | Caught Fresh |        | Marketed |
|                             | Quantity     | Value     | Quantity | Quantity     | Value  | Quantity |
|                             |              | \$        |          |              | \$     |          |
| Cod.....Cwts.               | 1,554,796    | 3,064,190 |          | 44,219       | 61,793 |          |
| " used fresh.....Cwts.      |              |           | 93,756   |              |        | 11,893   |
| " canned.....Cases          |              |           | 1,636    |              |        |          |
| " green-salted.....Cwts.    |              |           | 101,926  |              |        | 14,927   |
| " smoked....."              |              |           | 335      |              |        |          |
| " smoked filets....."       |              |           | 43,036   |              |        |          |
| " boneless....."            |              |           | 5,849    |              |        |          |
| " dried....."               |              |           | 369,054  |              |        | 824      |
| Black Cod....."             |              |           |          |              |        |          |
| " used fresh....."          |              |           |          |              |        |          |
| " green-salted....."        |              |           |          |              |        |          |
| " smoked....."              |              |           |          |              |        |          |
| " dried....."               |              |           |          |              |        |          |
| Red and Rock Cod, etc....." |              |           |          |              |        |          |
| " used fresh....."          |              |           |          |              |        |          |
| " green-salted....."        |              |           |          |              |        |          |
| " smoked....."              |              |           |          |              |        |          |
| Haddock....."               | 317,639      | 575,274   |          | 610          | 872    |          |
| " used fresh....."          |              |           | 160,914  |              |        | 645      |
| " canned.....Cases          |              |           | 13,711   |              |        |          |
| " smoked.....Cwts.          |              |           | 29,717   |              |        |          |
| " green-salted....."        |              |           | 5,230    |              |        | 35       |
| " smoked filets....."       |              |           | 10,522   |              |        |          |
| " dried....."               |              |           | 11,071   |              |        | 32       |
| Hake and Cusk....."         | 78,443       | 77,439    |          | 13,110       | 11,132 |          |
| " used fresh....."          |              |           | 1,260    |              |        | 80       |
| " green-salted....."        |              |           | 26,296   |              |        | 5,681    |
| " smoked....."              |              |           |          |              |        |          |
| " smoked filets....."       |              |           | 3,396    |              |        |          |
| " dried....."               |              |           | 4,747    |              |        | 556      |
| Pollock....."               | 36,997       | 42,108    |          |              |        |          |
| " used fresh....."          |              |           | 5,645    |              |        |          |
| " green-salted....."        |              |           | 8,204    |              |        |          |
| " smoked filets....."       |              |           | 406      |              |        |          |
| " dried....."               |              |           | 4,574    |              |        |          |
| Whiting....."               |              |           |          |              |        |          |
| Halibut....."               | 21,221       | 258,630   |          |              |        |          |
| " used fresh....."          |              |           | 21,178   |              |        |          |
| " canned.....Cases          |              |           | 74       |              |        |          |
| " smoked.....Cwts.          |              |           |          |              |        |          |
| Flounders, Brill, etc....." | 9,970        | 19,074    | 9,970    |              |        |          |
| Skate....."                 | 13,732       | 15,829    | 13,732   |              |        |          |
| Soles....."                 | 3,334        | 8,840     | 3,334    |              |        |          |
| Herring....."               | 240,325      | 258,653   |          | 62,893       | 72,899 |          |
| " used fresh....."          |              |           | 56,032   |              |        | 8,763    |
| " canned.....Cases          |              |           | 113      |              |        |          |
| " smoked.....Cwts.          |              |           | 17,754   |              |        | 8        |
| " dry-salted....."          |              |           |          |              |        |          |
| " pickled.....Bbbs.         |              |           | 20,079   |              |        | 616      |
| " used as bait....."        |              |           | 43,960   |              |        | 26,131   |
| " fertilizer....."          |              |           | 80       |              |        |          |
| Mackerel.....Cwts.          | 53,981       | 122,707   |          | 3,252        | 10,100 |          |
| " used fresh....."          |              |           | 23,297   |              |        | 1,448    |
| " canned.....Cases          |              |           |          |              |        | 23       |
| " salted.....Bbbs.          |              |           | 10,224   |              |        | 596      |
| Sardines....."              | 1,310        | 1,310     |          |              |        |          |
| " sold fresh.....Bbbs.      |              |           | 560      |              |        |          |
| " canned.....Cases          |              |           |          |              |        |          |
| Pilchards.....Cwts.         |              |           |          |              |        |          |
| " used fresh....."          |              |           |          |              |        |          |
| " canned.....Cases          |              |           |          |              |        |          |
| " smoked.....Cwts.          |              |           |          |              |        |          |
| " used as bait.....Bbbs.    |              |           |          |              |        |          |
| " salted....."              |              |           |          |              |        |          |
| Alewives.....Cwts.          | 26,607       | 17,568    |          | 360          | 720    |          |
| " used fresh....."          |              |           | 6,852    |              |        |          |
| " smoked....."              |              |           | 481      |              |        |          |
| " salted.....Bbbs.          |              |           | 3,709    |              |        | 120      |

RETURN showing, by Provinces, the Quantities and Values of all Sea Fish caught and landed in a GREEN STATE, and the estimated proportion of the catch MARKETED, or intended to be marketed, in a fresh, pickled, canned, etc., state, during the nine months ended September 30, 1926.

| KINDS OF FISH                  | NOVA SCOTIA  |           |          | P. E. ISLAND |         |          |
|--------------------------------|--------------|-----------|----------|--------------|---------|----------|
|                                | Caught Fresh |           | Marketed | Caught Fresh |         | Marketed |
|                                | Quantity     | Value     | Quantity | Quantity     | Value   | Quantity |
|                                |              | \$        |          |              | \$      |          |
| Salmon.....Cwts.               | 12,531       | 181,999   |          | 148          | 2,960   |          |
| " used fresh....."             |              |           | 12,407   |              |         | 148      |
| " canned.....Cases             |              |           |          |              |         |          |
| " smoked.....Cwts.             |              |           | 67       |              |         |          |
| " dry-salted....."             |              |           |          |              |         |          |
| " mild cured....."             |              |           |          |              |         |          |
| " pickled....."                |              |           |          |              |         |          |
| Shad....."                     | 556          | 6,046     |          |              |         |          |
| " used fresh....."             |              |           | 556      |              |         |          |
| " salted.....Bbls.             |              |           |          |              |         |          |
| Smelts.....Cwts.               | 3,304        | 43,225    | 3,304    | 2,349        | 12,823  | 2,349    |
| Albacore....."                 | 1,347        | 8,228     |          |              |         |          |
| " used fresh....."             |              |           | 1,347    |              |         |          |
| " canned.....Cases             |              |           |          |              |         |          |
| Caplin, used as bait.....Bbls. |              |           |          | 89           | 267     | 89       |
| Octopus.....Cwts.              |              |           |          |              |         |          |
| Oulachons....."                |              |           |          |              |         |          |
| Squid, used as bait.....Bbls.  | 5,418        | 14,915    | 5,418    |              |         |          |
| Swordfish.....Cwts.            | 12,160       | 136,740   | 12,160   |              |         |          |
| Tom Cod....."                  | 6            | 7         | 6        | 731          | 1,602   | 731      |
| Clams and Quahaugs.....Bbls.   | 4,357        | 7,328     |          | 756          | 943     |          |
| " used fresh....."             |              |           | 3,305    |              |         | 98       |
| " canned.....Cases             |              |           | 1,052    |              |         | 658      |
| Scallops.....Bbls.             | 10,513       | 70,283    |          |              |         |          |
| " shelled.....Gals.            |              |           | 20,747   |              |         |          |
| " canned.....Cases             |              |           | 130      |              |         |          |
| Crabs.....Cwts.                |              |           |          |              |         |          |
| Lobsters.....Cwts.             | 175,525      | 2,356,426 |          | 66,070       | 535,650 |          |
| " shipped in shell....."       |              |           | 67,431   |              |         | 1,691    |
| " canned.....Cases             |              |           | 54,040   |              |         | 29,398   |
| " tomalley....."               |              |           | 751      |              |         | 84       |
| Oysters.....Bbls.              | 347          | 2,002     | 347      | 1,017        | 7,153   | 1,017    |
| Shrimps.....Cwts.              |              |           |          |              |         |          |
| Winkles....."                  | 1,448        | 2,148     | 1,448    |              |         |          |
| Cockles....."                  |              |           |          |              |         |          |
| Mussels....."                  |              |           |          |              |         |          |
| Catfish....."                  | 2,907        | 3,147     | 2,907    |              |         |          |
| Total value.....               |              | 7,294,116 |          |              | 718,914 |          |

RETURN showing, by Provinces, the Quantities and Values of all Sea Fish caught and landed in a GREEN STATE, and the estimated proportion of the catch MARKETED, or intended to be marketed, in a fresh, pickled, canned, etc., state, during the nine months ended September 30, 1926.

| KINDS OF FISH              | NEW BRUNSWICK |         |          | QUEBEC       |         |          |
|----------------------------|---------------|---------|----------|--------------|---------|----------|
|                            | Caught Fresh  |         | Marketed | Caught Fresh |         | Marketed |
|                            | Quantity      | Value   | Quantity | Quantity     | Value   | Quantity |
|                            |               | \$      |          |              | \$      |          |
| Cod.....                   | Cwts.         | 247,601 | 389,520  |              |         |          |
| " used fresh.....          | "             |         |          | 447,938      | 807,814 |          |
| " canned.....              | Cases         |         |          |              |         | 1,406    |
| " green-salted.....        | Cwts.         |         |          |              |         | 28,727   |
| " smoked.....              | "             |         |          |              |         |          |
| " smoked fillets.....      | "             |         |          |              |         |          |
| " boneless.....            | "             |         |          |              |         | 316      |
| " dried.....               | "             |         |          |              |         | 129,374  |
| Black Cod.....             | "             |         |          |              |         |          |
| " used fresh.....          | "             |         |          |              |         |          |
| " green-salted.....        | "             |         |          |              |         |          |
| " smoked.....              | "             |         |          |              |         |          |
| " dried.....               | "             |         |          |              |         |          |
| Red and Rock Cod, etc..... | "             |         |          |              |         |          |
| " used fresh.....          | "             |         |          |              |         |          |
| " green-salted.....        | "             |         |          |              |         |          |
| " smoked.....              | "             |         |          |              |         |          |
| Haddock.....               | "             | 16,494  | 21,635   |              |         |          |
| " used fresh.....          | "             |         |          | 12,910       |         |          |
| " canned.....              | Cases         |         |          |              |         |          |
| " smoked.....              | Cwts.         |         |          |              |         |          |
| " green-salted.....        | "             |         |          |              |         | 752      |
| " smoked fillets.....      | "             |         |          |              |         |          |
| " dried.....               | "             |         |          |              |         | 653      |
| Hake and Cusk.....         | "             | 34,731  | 20,790   |              | 980     | 980      |
| " used fresh.....          | "             |         |          | 9,131        |         |          |
| " green-salted.....        | "             |         |          | 8,398        |         |          |
| " smoked.....              | "             |         |          |              |         |          |
| " smoked fillets.....      | "             |         |          |              |         |          |
| " dried.....               | "             |         |          |              |         | 326      |
| Pollock.....               | "             | 28,718  | 22,837   |              | 100     | 100      |
| " used fresh.....          | "             |         |          | 16,780       |         |          |
| " green-salted.....        | "             |         |          | 175          |         |          |
| " smoked fillets.....      | "             |         |          |              |         |          |
| " dried.....               | "             |         |          | 3,862        |         | 33       |
| Whiting.....               | "             |         |          |              |         |          |
| Halibut.....               | "             | 139     | 2,237    |              | 818     | 5,780    |
| " used fresh.....          | "             |         |          | 139          |         | 818      |
| " canned.....              | Cases         |         |          |              |         |          |
| " smoked.....              | Cwts.         |         |          |              |         |          |
| Flounders, Brill, etc..... | "             | 1,629   | 3,684    | 1,629        |         |          |
| Skate.....                 | "             | 98      | 146      | 98           |         |          |
| Soles.....                 | "             | 56      | 84       | 56           |         |          |
| Herring.....               | "             | 353,507 | 245,525  |              | 231,707 | 126,820  |
| " used fresh.....          | "             |         |          | 39,316       |         | 4,538    |
| " canned.....              | Cases         |         |          |              |         |          |
| " smoked.....              | Cwts.         |         |          |              |         | 15,423   |
| " dry-salted.....          | "             |         |          | 67,636       |         |          |
| " pickled.....             | Bbbs.         |         |          | 3,631        |         | 5,577    |
| " used as bait.....        | "             |         |          | 30,719       |         | 59,675   |
| " fertilizer.....          | "             |         |          | 53,264       |         | 55,123   |
| Mackerel.....              | Cwts.         | 18,438  | 42,157   |              | 22,719  | 50,669   |
| " used fresh.....          | "             |         |          | 18,438       |         | 5,124    |
| " canned.....              | Cases         |         |          |              |         |          |
| " salted.....              | Bbbs.         |         |          |              |         | 5,175    |
| Sardines.....              | "             | 133,801 | 226,146  |              | 40      | 120      |
| " sold fresh.....          | Bbbs.         |         |          | 101,673      |         | 40       |
| " canned.....              | Cases         |         |          | 151,903      |         |          |
| Pilchards.....             | Cwts.         |         |          |              |         |          |
| " used fresh.....          | "             |         |          |              |         |          |
| " canned.....              | Cases         |         |          |              |         |          |
| " smoked.....              | Cwts.         |         |          |              |         |          |
| " used as bait.....        | Bbbs.         |         |          |              |         |          |
| " salted.....              | "             |         |          |              |         |          |
| Alewives.....              | Cwts.         | 48,415  | 44,274   |              |         |          |
| " used fresh.....          | "             |         |          | 10,330       |         |          |
| " smoked.....              | "             |         |          | 310          |         |          |
| " salted.....              | Bbbs.         |         |          | 12,487       |         |          |

RETURN showing, by Provinces, the Quantities and Values of all Sea Fish caught and landed in a GREEN STATE, and the estimated proportion of the catch MARKETED, or intended to be marketed, in a fresh, pickled, canned, etc., state, during the nine months ended September 30, 1926.

| KINDS OF FISH                  | NEW BRUNSWICK |           |          | QUEBEC       |           |          |
|--------------------------------|---------------|-----------|----------|--------------|-----------|----------|
|                                | Caught Fresh  |           | Marketed | Caught Fresh |           | Marketed |
|                                | Quantity      | Value     | Quantity | Quantity     | Value     | Quantity |
|                                |               | \$        |          |              | \$        |          |
| Salmon.....Cwts.               | 24,590        | 324,797   |          | 11,502       | 106,674   |          |
| "  used fresh....."            |               |           | 24,590   |              |           | 9,780    |
| "  canned.....Cases            |               |           |          |              |           | 740      |
| "  smoked.....Cwts.            |               |           |          |              |           |          |
| "  dry-salted....."            |               |           |          |              |           |          |
| "  mild cured....."            |               |           |          |              |           |          |
| "  pickled....."               |               |           |          |              |           | 735      |
| Shad....."                     | 4,549         | 33,429    |          | 23           | 122       |          |
| "  used fresh....."            |               |           | 4,453    |              |           | 23       |
| "  salted.....Bbls.            |               |           | 32       |              |           |          |
| Smelts.....Cwts.               | 36,860        | 281,213   | 36,860   | 1,216        | 7,429     | 1,216    |
| Albacore....."                 |               |           |          |              |           |          |
| "  used fresh....."            |               |           |          |              |           |          |
| "  canned.....Cases            |               |           |          |              |           |          |
| Caplin, used as bait.....Bbls. |               |           |          | 5,160        | 6,890     | 5,160    |
| Octopus.....Cwts.              |               |           |          |              |           |          |
| Oulachons....."                |               |           |          |              |           |          |
| Squid, used as bait.....Bbls.  |               |           |          | 2,965        | 5,058     | 2,965    |
| Swordfish.....Cwts.            |               |           |          |              |           |          |
| Tom Cod....."                  | 10,555        | 14,193    | 10,555   |              |           |          |
| Clams and Quahaugs.....Bbls.   | 22,854        | 36,270    |          | 2,195        | 7,745     |          |
| "  used fresh....."            |               |           | 9,849    |              |           | 2,195    |
| "  canned.....Cases            |               |           | 12,698   |              |           |          |
| Scallops.....Bbls.             | 284           | 1,548     |          | 1,650        | 8,850     |          |
| "  shelled.....Gals.           |               |           | 568      |              |           | 3,300    |
| "  canned.....Cases            |               |           |          |              |           |          |
| Crabs.....Cwts.                |               |           |          |              |           |          |
| Lobsters.....Cwts.             | 53,999        | 637,802   |          | 27,382       | 244,897   |          |
| "  shipped in shell....."      |               |           | 13,322   |              |           | 443      |
| "  canned.....Cases            |               |           | 23,126   |              |           | 13,469   |
| "  tomalley....."              |               |           | 49       |              |           | 142      |
| Oysters.....Bbls.              | 3,815         | 23,099    | 3,815    |              |           |          |
| Shrimps.....Cwts.              |               |           |          |              |           |          |
| Winkles....."                  | 1,329         | 3,590     | 1,329    |              |           |          |
| Cockles....."                  | 68            | 305       | 68       |              |           |          |
| Mussels....."                  |               |           |          |              |           |          |
| Catfish....."                  |               |           |          |              |           |          |
| Total value.....               |               | 2,375,281 |          |              | 1,379,948 |          |

RETURN showing, by Provinces, the Quantities and Values of all Sea Fish caught and landed in a GREEN STATE, and the estimated proportion of the catch MARKETED, or intended to be marketed, in a fresh, pickled, canned, etc., state, during the nine months ended September 30, 1926.

| KINDS OF FISH              | BRITISH COLUMBIA |         |           |
|----------------------------|------------------|---------|-----------|
|                            | Caught Fresh     |         | Marketed  |
|                            | Quantity         | Value   | Quantity  |
|                            |                  | \$      |           |
| Cod.....                   | Cwts.            | 18,651  | 133,096   |
| “ used fresh.....          | “                | “       | 18,617    |
| “ canned.....              | Cases            | “       | “         |
| “ green-salted.....        | “                | “       | 14        |
| “ smoked.....              | “                | “       | “         |
| “ smoked fillets.....      | “                | “       | 2         |
| “ boneless.....            | “                | “       | “         |
| “ dried.....               | “                | “       | “         |
| Black Cod.....             | “                | 2,689   | 17,975    |
| “ used fresh.....          | “                | “       | 2,474     |
| “ green-salted.....        | “                | “       | 6         |
| “ smoked.....              | “                | “       | 92        |
| “ dried.....               | “                | “       | “         |
| Red and Rock Cod, etc..... | “                | 10,242  | 79,637    |
| “ used fresh.....          | “                | “       | 10,242    |
| “ green-salted.....        | “                | “       | “         |
| “ smoked.....              | “                | “       | “         |
| Haddock.....               | “                | “       | “         |
| “ used fresh.....          | Cases            | “       | “         |
| “ canned.....              | Cwts.            | “       | “         |
| “ smoked.....              | “                | “       | “         |
| “ green-salted.....        | “                | “       | “         |
| “ smoked fillets.....      | “                | “       | “         |
| “ dried.....               | “                | “       | “         |
| Hake and Cusk.....         | “                | 3       | 9         |
| “ used fresh.....          | “                | “       | 3         |
| “ green-salted.....        | “                | “       | “         |
| “ smoked.....              | “                | “       | “         |
| “ smoked fillets.....      | “                | “       | “         |
| “ dried.....               | “                | “       | “         |
| Pollock.....               | “                | “       | “         |
| “ used fresh.....          | “                | “       | “         |
| “ green-salted.....        | “                | “       | “         |
| “ smoked fillets.....      | “                | “       | “         |
| “ dried.....               | “                | “       | “         |
| Whiting.....               | “                | 65      | 276       |
| Halibut.....               | “                | 248,296 | 3,187,431 |
| “ used fresh.....          | “                | “       | 248,296   |
| “ canned.....              | Cases            | “       | “         |
| “ smoked.....              | Cwts.            | “       | “         |
| Flounders, Brill, etc..... | “                | 1,100   | 2,999     |
| Skate.....                 | “                | 893     | 2,757     |
| Soles.....                 | “                | 3,970   | 20,666    |
| Herring.....               | “                | 757,134 | 609,872   |
| “ used fresh.....          | “                | “       | 14,184    |
| “ canned.....              | Cases            | “       | “         |
| “ smoked.....              | Cwts.            | “       | 363       |
| “ dry-salted.....          | “                | “       | 590,072   |
| “ pickled.....             | Bbbs.            | “       | 90        |
| “ used as bait.....        | “                | “       | 2,182     |
| “ fertilizer.....          | “                | “       | “         |
| Mackerel.....              | Cwts.            | “       | “         |
| “ used fresh.....          | “                | “       | “         |
| “ canned.....              | Cases            | “       | “         |
| “ salted.....              | Bbbs.            | “       | “         |
| Sardines.....              | “                | “       | “         |
| “ sold fresh.....          | “                | “       | “         |
| “ canned.....              | Cases            | “       | “         |
| Pilchards.....             | Cwts.            | 724,201 | 656,101   |
| “ used fresh.....          | “                | “       | “         |
| “ canned.....              | Cases            | “       | 716,653   |
| “ smoked.....              | Cwts.            | “       | 11,600    |
| “ used as bait.....        | Bbbs.            | “       | “         |
| “ salted.....              | “                | “       | “         |
| Alewives.....              | Cwts.            | “       | “         |
| “ used fresh.....          | “                | “       | “         |
| “ smoked.....              | “                | “       | “         |
| “ salted.....              | Bbbs.            | “       | “         |



RETURN showing, by Provinces, the Quantities and Values of all Sea Fish caught and landed in a GREEN STATE, and the estimated proportion of the catch MARKETED, or intended to be marketed, in a fresh, pickled, canned, etc., state, during the nine months ended September 30, 1926.

| KINDS OF FISH             | BRITISH COLUMBIA |            |           |
|---------------------------|------------------|------------|-----------|
|                           | Caught Fresh     |            | Marketed  |
|                           | Quantity         | Value      | Quantity  |
|                           |                  | \$         |           |
| Salmon.....               | Cwts. 1,188,668  | 5,206,001  |           |
| “ used fresh.....         | “                |            | 133,755   |
| “ canned.....             | Cases            |            | 1,227,749 |
| “ smoked.....             | Cwts.            |            |           |
| “ dry-salted.....         | “                |            | 466       |
| “ mild cured.....         | “                |            | 15,093    |
| “ pickled.....            | “                |            | 254       |
| Shad.....                 | “                |            |           |
| “ used fresh.....         | “                | 58         | 396       |
| “ salted.....             | Bbls.            |            | 58        |
| Smelts.....               | Cwts.            | 832        | 10,869    |
| Albacore.....             | “                |            |           |
| “ used fresh.....         | “                |            |           |
| “ canned.....             | Cases            |            |           |
| Caplin, used as bait..... | Bbls.            |            |           |
| Octopus.....              | Cwts.            | 279        | 1,713     |
| Oulachons.....            | “                | 2,733      | 7,076     |
| Squid, used as bait.....  | Bbls.            |            | 2,733     |
| Swordfish.....            | Cwts.            |            |           |
| Tom Cod.....              | “                |            |           |
| Clams and Quahaugs.....   | Bbls.            | 4,741      | 19,266    |
| “ used fresh.....         | “                |            | 1,802     |
| “ canned.....             | Cases            |            | 2,939     |
| Scallops.....             | Bbls.            |            |           |
| “ shelled.....            | Gals.            |            |           |
| “ canned.....             | Cases            |            |           |
| Crabs.....                | Cwts.            | 5,832      | 31,143    |
| Lobsters.....             | “                |            | 5,832     |
| “ shipped in shell.....   | “                |            |           |
| “ canned.....             | Cases            |            |           |
| “ tomalley.....           | “                |            |           |
| Oysters.....              | Bbls.            | 1,342      | 19,977    |
| Shrimps.....              | Cwts.            | 460        | 6,476     |
| Winkles.....              | “                |            | 460       |
| Cockles.....              | “                |            |           |
| Mussels.....              | “                |            |           |
| Catfish.....              | “                |            |           |
| Total value.....          |                  | 10,013,736 |           |

SUMMARY of the Quantities and Values of all Sea Fish caught and landed in a Fresh or Green State; and an estimate of the Quantities Marketed, or intended to be marketed, fresh, dried, pickled, canned, etc., in the WHOLE OF CANADA, for the NINE MONTHS ended SEPTEMBER 30, 1926.

TOTALS  
for the NINE MONTHS  
ended SEPTEMBER 30, 1925.

| KINDS OF FISH              | Caught Fresh |           | Marketed  | Caught Fresh |           | Marketed |
|----------------------------|--------------|-----------|-----------|--------------|-----------|----------|
|                            | Quantity     | Value     | Quantity  | Quantity     | Value     | Quantity |
| God.....                   | Cwts.        | 2,313,205 | 4,456,413 | 2,054,629    | 4,045,619 |          |
| " used fresh.....          | "            |           |           |              |           | 118,802  |
| " canned.....              | Cases        |           |           |              |           | 1,841    |
| " green-salted.....        | Cwts.        |           |           |              |           | 157,086  |
| " smoked.....              | "            |           |           |              |           | 67       |
| " smoked fillets.....      | "            |           |           |              |           | 24,718   |
| " boneless.....            | "            |           |           |              |           | 6,852    |
| " dried.....               | "            |           |           |              |           | 507,931  |
| Black Cod.....             | "            | 2,689     | 17,975    | 9,512        | 54,200    |          |
| " used fresh.....          | "            |           |           | 2,474        |           | 8,993    |
| " green-salted.....        | "            |           |           | 6            |           |          |
| " smoked.....              | "            |           |           | 101          |           | 259      |
| " dried.....               | "            |           |           |              |           |          |
| Red and Rock Cod, etc..... | "            | 10,242    | 79,637    | 16,171       | 114,164   |          |
| " used fresh.....          | "            |           |           | 10,242       |           | 16,171   |
| " green-salted.....        | "            |           |           |              |           |          |
| " smoked.....              | "            |           |           |              |           |          |
| Haddock.....               | "            | 334,743   | 597,781   | 259,295      | 471,348   |          |
| " used fresh.....          | "            |           |           |              |           | 124,530  |
| " canned.....              | Cases        |           |           |              |           | 4,936    |
| " smoked.....              | Cwts.        |           |           |              |           | 20,413   |
| " green-salted.....        | "            |           |           |              |           | 12,397   |
| " smoked fillets.....      | "            |           |           |              |           | 8,954    |
| " dried.....               | "            |           |           |              |           | 11,447   |
| Hake and Cusk.....         | "            | 127,267   | 110,350   | 157,943      | 138,569   |          |
| " used fresh.....          | "            |           |           |              |           | 18,967   |
| " green-salted.....        | Cwts.        |           |           |              |           | 48,470   |
| " smoked.....              | "            |           |           |              |           |          |
| " smoked fillets.....      | "            |           |           |              |           | 3,592    |
| " dried.....               | "            |           |           |              |           | 10,413   |
| Pollock.....               | "            | 59,983    | 65,045    | 54,786       | 74,933    |          |
| " used fresh.....          | "            |           |           |              |           | 13,044   |
| " green-salted.....        | "            |           |           |              |           | 5,417    |
| " smoked fillets.....      | "            |           |           |              |           |          |
| " dried.....               | "            |           |           |              |           | 10,302   |
| Whiting.....               | "            | 65        | 276       | 99           | 330       | 99       |
| Halibut.....               | "            | 270,474   | 3,454,078 | 281,601      | 2,636,078 |          |
| " used fresh.....          | "            |           |           | 270,431      |           | 281,330  |
| " canned.....              | Cases        |           |           |              |           | 115      |
| " smoked.....              | Cwts.        |           |           | 74           |           | 100      |
| Flounders, Brill, etc..... | "            | 12,699    | 25,757    | 12,699       | 19,047    | 9,940    |
| Skate.....                 | "            | 14,723    | 18,732    | 14,723       | 3,073     | 1,185    |
| Soles.....                 | "            | 7,360     | 29,590    | 7,360        | 25,724    | 5,463    |
| Herring.....               | "            | 1,695,566 | 1,313,769 | 1,615,276    | 1,192,809 |          |
| " used fresh.....          | "            |           |           |              |           | 131,624  |
| " canned.....              | Cases        |           |           |              |           | 42       |
| " smoked.....              | Cwts.        |           |           |              |           | 82,920   |
| " dry-salted.....          | "            |           |           |              |           | 535,135  |
| " pickled.....             | Bbls.        |           |           |              |           | 21,375   |
| " used as bait.....        | "            |           |           |              |           | 213,174  |
| " fertilizer.....          | "            |           |           |              |           | 79,187   |
| Mackerel.....              | Cwts.        | 98,390    | 225,633   | 176,752      | 444,383   |          |
| " used fresh.....          | "            |           |           |              |           | 64,157   |
| " canned.....              | Cases        |           |           |              |           | 150      |
| " salted.....              | Bbls.        |           |           |              |           | 37,495   |
| Bardines.....              | "            | 135,151   | 227,576   | 134,331      | 253,993   |          |
| " sold fresh.....          | Bbls.        |           |           |              |           | 100,163  |
| " canned.....              | Cases        |           |           |              |           | 164,608  |
| Pilchards.....             | Cwts.        | 724,201   | 656,101   | 175,522      | 175,522   |          |
| " used fresh.....          | "            |           |           |              |           | 157,470  |
| " canned.....              | Cases        |           |           |              |           | 24,830   |
| " smoked.....              | Cwts.        |           |           |              |           |          |
| " used as bait.....        | Bbls.        |           |           |              |           | 336      |
| " salted.....              | "            |           |           |              |           |          |

SUMMARY of the Quantities and Values of all Sea Fish caught and landed in a Fresh or Green State; and an estimate of the Quantities Marketed, or intended to be marketed, fresh, dried, pickled, canned, etc., in the WHOLE OF CANADA, for the NINE MONTHS ended SEPTEMBER 30, 1926.

TOTALS  
for the NINE MONTHS  
ended SEPTEMBER 30, 1925.

| KINDS OF FISH             | Caught Fresh |            | Marketed  | Caught Fresh |            | Marketed  |
|---------------------------|--------------|------------|-----------|--------------|------------|-----------|
|                           | Quantity     | Value      | Quantity  | Quantity     | Value      | Quantity  |
| Alewives.....             | Cwts.        | 67,718     | 62,562    |              |            |           |
| “ used fresh.....         | “            |            |           | 54,050       | 60,308     |           |
| “ smoked.....             | “            |            | 17,182    |              |            | 16,000    |
| “ salted.....             | Bbbs.        |            | 791       |              |            | 1,275     |
| Salmon.....               | Cwts.        | 1,237,096  | 5,822,431 |              |            | 11,832    |
| “ used fresh.....         | “            |            |           | 1,382,967    | 6,116,674  |           |
| “ canned.....             | Cases        |            | 180,680   |              |            | 172,430   |
| “ smoked.....             | Cwts.        |            | 1,228,489 |              |            | 1,385,040 |
| “ dry-salted.....         | “            |            | 67        |              |            | 206       |
| “ mild cured.....         | “            |            | 466       |              |            | 6,564     |
| “ pickled.....            | “            |            | 15,093    |              |            | 24,759    |
| Shad.....                 | “            |            | 989       |              |            | 921       |
| “ used fresh.....         | “            | 5,186      | 39,993    | 6,410        | 50,067     |           |
| “ salted.....             | Bbbs.        |            | 5,090     |              |            | 6,251     |
| Smelts.....               | Cwts.        | 44,561     | 355,559   | 32           |            | 53        |
| Albacore.....             | “            | 1,347      | 8,228     | 44,561       | 36,629     | 36,629    |
| “ used fresh.....         | “            |            |           | 36,629       | 345,617    |           |
| “ canned.....             | Cases        |            |           | 1,577        | 7,562      |           |
| Caplin, used as bait..... | Bbbs.        |            |           |              |            | 1,577     |
| Octopus.....              | Cwts.        | 5,249      | 7,157     |              |            |           |
| Oulachons.....            | “            | 279        | 1,713     | 5,249        | 3,825      | 3,825     |
| Squid, used as bait.....  | Bbbs.        | 2,733      | 7,076     | 279          | 296        | 1,945     |
| Swordfish.....            | Cwts.        | 8,383      | 19,973    | 2,733        | 2,367      | 2,367     |
| Tom Cod.....              | “            | 12,160     | 136,740   | 8,383        | 9,371      | 25,249    |
| Clams and Quahaugs.....   | Bbbs.        | 11,292     | 15,802    | 12,160       | 3,922      | 58,429    |
| “ used fresh.....         | “            | 34,903     | 71,552    | 11,292       | 5,197      | 8,046     |
| “ canned.....             | Cases        |            |           | 26,924       | 59,989     | 5,197     |
| Scallops.....             | Bbbs.        |            |           |              |            | 11,764    |
| “ shelled.....            | Gals.        | 12,447     | 80,681    | 17,249       |            | 14,557    |
| “ canned.....             | Cases        |            |           | 17,347       |            |           |
| Crabs.....                | Cwts.        | 5,832      | 31,143    |              | 12,421     | 63,470    |
| Lobsters.....             | Cwts.        | 322,976    | 3,774,775 | 130          |            | 24,750    |
| “ shipped in shell.....   | “            |            |           | 5,832        | 5,096      | 41        |
| “ canned.....             | Cases        |            |           | 329,035      | 3,466,095  | 5,096     |
| “ tomalley.....           | “            |            |           |              |            | 75,832    |
| Oysters.....              | Bbbs.        | 6,521      | 52,231    | 82,887       |            | 126,598   |
| Shrimps.....              | Cwts.        | 460        | 6,476     | 120,033      |            | 533       |
| Winkles.....              | “            | 2,777      | 5,738     | 84           |            | 4,948     |
| Cockles.....              | “            | 68         | 305       | 460          | 721        | 721       |
| Mussels.....              | “            |            |           | 2,777        | 1,985      | 1,985     |
| Catfish.....              | “            |            |           | 68           | 171        | 171       |
| Total value.....          |              | 21,781,995 |           | 2,907        | 503        | 405       |
|                           |              |            |           |              | 20,000,076 |           |

## UNITED STATES

## ATLANTIC COAST

(From reports of the Bureau of Fisheries, Department of Commerce.)

The quantities of the chief kinds of fish landed at Boston and Gloucester, Mass., and Portland, Maine, by United States fishing vessels during the eight months ended Aug. 31, 1926, and those landed during the corresponding period in the preceding year were as follows:—

| Kinds of Fish                              | 1926    | 1925    |
|--|---------|---------|
|  | Cwts.   | Cwts.   |
| Cod, fresh.....                            | 583,439 | 505,873 |
| “ salted.....                              | 40,993  | 27,048  |
| Cusk, fresh.....                           | 18,563  | 26,502  |
| “ salted.....                              | 319     | 563     |
| Haddock, fresh.....                        | 604,735 | 641,534 |
| “ salted.....                              | 773     | 169     |
| Hake, fresh.....                           | 19,749  | 23,318  |
| “ salted.....                              | 157     | 112     |
| Pollock, fresh.....                        | 21,709  | 19,530  |
| “ salted.....                              | 261     | 379     |
| Halibut, fresh.....                        | 27,165  | 30,397  |
| “ salted.....                              | 47      | 14      |
| Mackerel, fresh.....                       | 249,339 | 134,678 |
| “ salted.....                              | 9,638   | 11,164  |
| Other fish, fresh (including Herring)..... | 81,316  | 81,129  |
| “ salted.....                              |         |         |

## PACIFIC COAST

The quantities of the chief kinds of fish landed at Seattle, Washington, by United States fishing vessels during the eight months ended Aug. 31, 1926, and those landed during the corresponding period in the preceding year, were as follows:—

| Kinds of Fish                              | 1926    | 1925   |
|--|---------|--------|
|  | Cwts.   | Cwts.  |
| Halibut, fresh.....                        | 82,365  | 72,377 |
| Black Cod (Sable fish), fresh.....         | 9,105   | 8,788  |
| Ling Cod, fresh.....                       | 5,881   | 4,721  |
| TAKEN IN PUGET SOUND BY COLLECTING VESSELS |         |        |
| Herring.....                               | 6,050   | 5,050  |
| Salmon.....                                | 102,892 | 89,335 |
| Trout.....                                 | 924     | 479    |
| Crabs.....                                 | 2,734   | 3,280  |

## ENGLAND AND WALES

(From monthly reports of the Board of Agriculture and Fisheries.)

The total quantity of fish landed in England and Wales during the eight months ended Aug. 31, 1926, was 6,890,344 cwts., valued at \$40,820,535 while that landed during the corresponding period in the preceding year was 7,007,179 cwts., valued at \$42,979,435.

The value of shellfish is included, but the weight is not.

The quantities of the chief kinds landed during the eight months this year, and those landed during the corresponding period last year, were as follows:—

| Kinds of Fish                | 1926               | 1925               |
|------------------------------|--------------------|--------------------|
| Cod.....                     | Cwts.<br>2,025,497 | Cwts.<br>1,961,372 |
| Haddock.....                 | 1,287,434          | 1,373,551          |
| Hake.....                    | 690,830            | 688,971            |
| Ling.....                    | 101,271            | 116,415            |
| Saith (Coalfish).....        | 183,244            | 250,369            |
| Halibut.....                 | 73,212             | 87,978             |
| Skate.....                   | 268,628            | 272,583            |
| Whiting.....                 | 180,758            | 177,492            |
| Soles, Brill and Turbot..... | 71,871             | 90,016             |
| Plaice.....                  | 382,734            | 435,544            |
| Herring.....                 | 579,515            | 446,955            |
| Mackerel.....                | 153,974            | 172,938            |
| Lobsters (Number).....       | 667,300            | 682,000            |
| Oysters ".....               | 8,849,900          | 5,969,000          |

## SCOTLAND

(From monthly reports of the Fishery Board.)

The total quantity of fish landed in Scotland during the eight months ended Aug. 31, 1926, was 4,963,070 cwts., valued at \$16,379,795, while that landed during the corresponding period in the preceding year was 4,318,760 cwts., valued at \$16,847,005.

The value of shellfish is included, but the weight is not.

The quantities of the chief kinds landed during the eight months this year, and those landed during the corresponding period last year, were as follows:—

| Kinds of Fish          | 1926             | 1925             |
|------------------------|------------------|------------------|
| Cod.....               | Cwts.<br>461,485 | Cwts.<br>402,043 |
| Haddock.....           | 613,434          | 563,951          |
| Hake.....              | 16,699           | 30,138           |
| Saith (Coalfish).....  | 66,567           | 96,212           |
| Ling.....              | 80,641           | 111,283          |
| Halibut.....           | 32,257           | 42,653           |
| Plaice.....            | 37,751           | 37,160           |
| Skate.....             | 108,822          | 120,351          |
| Herring.....           | 3,255,951        | 2,588,587        |
| Mackerel.....          | 29,429           | 38,298           |
| Lobsters (Number)..... | 578,817          | 563,952          |
| Oysters ".....         | 42,878           | 31,678           |

## IRELAND

(FREE STATE)

(From monthly reports of the Department of Fisheries.)

The total quantity of fish landed in Ireland (Free State) during the eight months ended Aug. 31, 1926, was 302,071 cwts., valued at \$1,207,810; while that landed during the corresponding period in the preceding year was 260,554 cwts., valued at \$1,040,615.

The value of shellfish is included, but the weight is not.

The quantities of the chief kinds landed during the eight months this year, and those landed during the corresponding period last year, were as follows:—


| Kinds of Fish                | 1926    | 1925    |
|------------------------------|---------|---------|
|                              | Cwts.   | Cwts.   |
| Cod.....                     | 17,297  | 11,989  |
| Haddock.....                 | 1,395   | 963     |
| Hake.....                    | 3,565   | 4,286   |
| Ling.....                    | 644     | 485     |
| Soles, Brill and Turbot..... | 1,610   | 1,543   |
| Plaice.....                  | 8,013   | 6,500   |
| Skate.....                   | 5,006   | 4,307   |
| Herring.....                 | 210,451 | 153,035 |
| Mackerel.....                | 38,122  | 61,764  |
| Lobsters (Number).....       | 475,348 | 455,080 |
| Oysters ".....               | 25,180  | 55,890  |

## NEWFOUNDLAND

(From Monthly Reports of the Newfoundland Customs Department.)

Statement of Dry Codfish exported from the colony of Newfoundland for the six months ended June 30, 1926, and the corresponding period in the preceding year.

| Country of Destination     | 1926    | 1925   |
|----------------------------|---------|--------|
|                            | Cwts.   | Cwts.  |
| United Kingdom.....        | 9,857   | 7,049  |
| Canada.....                | 4,004   | 1,504  |
| B. W. Indies.....          | 55,337  | 47,415 |
| Malta.....                 | 350     | .....  |
| Brazil.....                | 108,331 | 74,415 |
| Foreign West Indies.....   | 48,901  | 42,495 |
| Greece.....                | 6,550   | 16,875 |
| Italy.....                 | 25,169  | 13,832 |
| Madeira.....               | 3,858   | 2,185  |
| Portugal.....              | 98,001  | 97,499 |
| Spain.....                 | 112,416 | 72,902 |
| United States.....         | 953     | 1,920  |
| Haiti.....                 | 93      | .....  |
| Costa Rica.....            | .....   | 25     |
| Pickled fish exported..... | 6,283   | 4,743  |



Jan. - Dec. 1926

MARINE AND FISHERIES DEPARTMENT

FISHERIES BRANCH

CANADA

QUARTERLY BULLETIN

OF

SEA FISHERY STATISTICS

The values herein shown are based on the prices of the various kinds when first brought to land by the fishermen. The figures contained in the Quarterly Bulletins are subject to revision and change before publication in the Annual Statistical Report.

J. J. COWIE

Chief Statistician

PERIOD: JANUARY-DECEMBER, 1926

ISSUED BY THE AUTHORITY OF THE MINISTER

HON. P. J. A. CARDIN

FISHERIES' LIBRARY

OTTAWA  
F. A. ACLAND

PRINTER TO THE KING'S MOST EXCELLENT MAJESTY

1927



**NOTE.**

The values herein shown are based on the prices of the various kinds when first brought to land by the fishermen. The figures contained in the Quarterly Bulletins are subject to revision and change before publication in the Annual Statistical Report.

**J. J. COWIE,**  
*Chief Statistical Officer*

OTTAWA, FEBRUARY, 1927.

RETURN showing, by Provinces, the Quantities and Values of all Sea Fish caught and landed in a GREEN STATE, and the estimated proportion of the catch MARKETED, or intended to be marketed, in a fresh, pickled, canned, etc., state, during the twelve months ended December 31, 1926.

| KINDS OF FISH          | NOVA SCOTIA  |           |           | P. E. ISLAND |        |          |
|------------------------|--------------|-----------|-----------|--------------|--------|----------|
|                        | Caught Fresh |           | Marketed  | Caught Fresh |        | Marketed |
|                        | Quantity     | Value     | Quantity  | Quantity     | Value  | Quantity |
|                        |              | \$        |           |              | \$     |          |
| Cod.....               | Cwts.        | 1,835,542 | 3,625,619 | 49,833       | 73,528 |          |
| " used fresh.....      | "            |           |           | 150,113      |        | 14,228   |
| " canned.....          | Cases        |           |           | 2,082        |        |          |
| " green-salted.....    | Cwts.        |           |           | 125,133      |        | 16,566   |
| " smoked.....          | "            |           |           | 1,791        |        |          |
| " smoked fillets.....  | "            |           |           | 63,736       |        |          |
| " boneless.....        | "            |           |           | 8,202        |        |          |
| " dried.....           | "            |           |           | 404,163      |        | 824      |
| Black Cod.....         | "            |           |           |              |        |          |
| " used fresh.....      | "            |           |           |              |        |          |
| " green-salted.....    | "            |           |           |              |        |          |
| " smoked.....          | "            |           |           |              |        |          |
| " dried.....           | "            |           |           |              |        |          |
| Red and Rock Cod, etc. | "            |           |           |              |        |          |
| " used fresh.....      | "            |           |           |              |        |          |
| " green-salted.....    | "            |           |           |              |        |          |
| " smoked.....          | "            |           |           |              |        |          |
| Haddock.....           | "            | 449,496   | 832,931   | 1,280        | 2,037  |          |
| " used fresh.....      | "            |           |           | 227,883      |        | 1,115    |
| " canned.....          | Cases        |           |           | 14,641       |        |          |
| " smoked.....          | Cwts.        |           |           | 47,433       |        |          |
| " green-salted.....    | "            |           |           | 9,924        |        | 35       |
| " smoked fillets.....  | "            |           |           | 16,082       |        |          |
| " dried.....           | "            |           |           | 11,730       |        | 32       |
| Hake and Cusk.....     | "            | 88,934    | 88,718    | 13,810       | 11,832 |          |
| " used fresh.....      | "            |           |           | 2,272        |        | 80       |
| " green-salted.....    | "            |           |           | 23,246       |        | 6,031    |
| " smoked.....          | "            |           |           |              |        |          |
| " smoked fillets.....  | "            |           |           | 4,738        |        |          |
| " dried.....           | "            |           |           | 5,280        |        | 556      |
| Pollock.....           | "            | 46,915    | 52,554    |              |        |          |
| " used fresh.....      | "            |           |           | 8,184        |        |          |
| " green-salted.....    | "            |           |           | 11,169       |        |          |
| " smoked fillets.....  | "            |           |           | 666          |        |          |
| " dried.....           | "            |           |           | 4,796        |        |          |
| Whiting.....           | "            |           |           |              |        |          |
| Halibut.....           | "            | 23,327    | 289,439   |              |        |          |
| " used fresh.....      | "            |           |           | 23,284       |        |          |
| " canned.....          | Cases        |           |           | 74           |        |          |
| " smoked.....          | Cwts.        |           |           |              |        |          |
| Flounders, Brill, etc. | "            | 13,891    | 26,119    | 13,891       |        |          |
| Skate.....             | "            | 16,150    | 18,247    | 16,150       |        |          |
| Soles.....             | "            | 5,168     | 12,508    | 5,168        |        |          |
| Herring.....           | "            | 256,432   | 273,939   |              | 64,152 | 74,257   |
| " used fresh.....      | "            |           |           | 57,495       |        | 9,872    |
| " canned.....          | Cases        |           |           | 517          |        |          |
| " smoked.....          | Cwts.        |           |           | 17,954       |        | 8        |
| " dry-salted.....      | "            |           |           |              |        |          |
| " pickled.....         | Bbls.        |           |           | 22,331       |        | 666      |
| " used as bait.....    | "            |           |           | 47,432       |        | 26,131   |
| " fertilizer.....      | "            |           |           | 236          |        |          |
| Mackerel.....          | Cwts.        | 68,553    | 173,856   |              | 3,752  | 12,650   |
| " used fresh.....      | "            |           |           | 31,104       |        | 1,678    |
| " canned.....          | Cases        |           |           |              |        | 23       |
| " salted.....          | Bbls.        |           |           | 12,479       |        | 686      |
| Sardines.....          | "            | 1,310     | 1,310     |              |        |          |
| " sold fresh.....      | Bbls.        |           |           | 560          |        |          |
| " canned.....          | Cases        |           |           |              |        |          |
| Pilchards.....         | Cwts.        |           |           |              |        |          |
| " used fresh.....      | "            |           |           |              |        |          |
| " canned.....          | Cases        |           |           |              |        |          |
| " smoked.....          | Cwts.        |           |           |              |        |          |
| " used as bait.....    | Bbls.        |           |           |              |        |          |
| " salted.....          | "            |           |           |              |        |          |
| Alewives.....          | Cwts.        | 26,664    | 17,625    |              | 360    | 720      |
| " used fresh.....      | "            |           |           | 6,852        |        |          |
| " smoked.....          | "            |           |           | 481          |        |          |
| " salted.....          | Bbls.        |           |           | 3,728        |        | 120      |

RETURN showing, by Provinces, the Quantities and Values of all Sea Fish caught and landed in a GREEN STATE, and the estimated proportion of the catch MARKETED, or intended to be marketed, in a fresh, pickled, canned, etc., state, during the twelve months ended December 31, 1926.

| KINDS OF FISH             | NOVA SCOTIA  |         |           | P. E. ISLAND |         |          |
|---------------------------|--------------|---------|-----------|--------------|---------|----------|
|                           | Caught Fresh |         | Marketed  | Caught Fresh |         | Marketed |
|                           | Quantity     | Value   | Quantity  | Quantity     | Value   | Quantity |
| Salmon.....               | Cwts.        |         |           |              |         |          |
| “ used fresh.....         | “            | 12,615  | 182,839   | 165          | 3,215   |          |
| “ canned.....             | Cases        |         |           |              |         | 165      |
| “ smoked.....             | Cwts.        |         |           |              |         |          |
| “ dry-salted.....         | “            |         |           | 67           |         |          |
| “ mild cured.....         | “            |         |           |              |         |          |
| “ pickled.....            | “            |         |           |              |         |          |
| Shad.....                 | “            | 556     | 6,046     |              |         |          |
| “ used fresh.....         | “            |         |           |              |         |          |
| “ salted.....             | Bbls.        |         |           | 556          |         |          |
| Smelts.....               | Cwts.        | 10,467  | 114,874   |              |         |          |
| Albacore.....             | “            | 1,507   | 9,028     | 10,467       | 15,390  | 15,390   |
| “ used fresh.....         | “            |         |           |              |         |          |
| “ canned.....             | Cases        |         |           | 1,507        |         |          |
| Caplin, used as bait..... | Bbls.        |         |           |              |         |          |
| Octopus.....              | Cwts.        |         |           | 157          | 471     | 157      |
| Oulachons.....            | “            |         |           |              |         |          |
| Squid, used as bait.....  | Bbls.        |         |           |              |         |          |
| Swordfish.....            | Cwts.        | 6,232   | 40,651    | 16,232       |         |          |
| Tom Cod.....              | “            | 12,338  | 140,222   | 12,338       |         |          |
| Clams and Quahaugs.....   | Bbls.        | 329     | 233       | 329          | 2,124   | 2,124    |
| “ used fresh.....         | “            | 9,062   | 15,480    | 867          | 4,300   | 1,105    |
| “ canned.....             | Cases        |         |           | 4,769        |         | 209      |
| Scallops.....             | Bbls.        | 19,918  | 134,374   | 4,358        |         | 658      |
| “ shelled.....            | Gals.        |         |           |              |         |          |
| “ canned.....             | Cases        |         |           | 39,232       |         |          |
| Crabs.....                | Cwts.        |         |           | 253          |         |          |
| Lobsters.....             | Cwts.        | 180,219 | 2,436,576 |              | 66,625  | 543,300  |
| “ shipped in shell.....   | “            |         |           | 68,785       |         | 1,691    |
| “ canned.....             | Cases        |         |           | 55,710       |         | 29,420   |
| “ tomalley.....           | “            |         |           | 751          |         | 84       |
| Oysters.....              | Bbls.        | 2,346   | 13,763    | 2,346        | 5,161   | 36,161   |
| Shrimps.....              | Cwts.        |         |           |              |         | 5,161    |
| Winkles.....              | “            | 2,105   | 3,447     | 2,105        |         |          |
| Cockles.....              | “            |         |           |              |         |          |
| Mussels.....              | “            |         |           |              |         |          |
| Catfish.....              | “            | 3,137   | 3,377     | 3,137        |         |          |
| Total value.....          |              |         | 8,513,775 |              | 851,695 |          |

RETURN showing, by Provinces, the Quantities and Values of all Sea Fish caught and landed in a GREEN STATE, and the estimated proportion of the catch MARKETED, or intended to be marketed, in a fresh, pickled, canned, etc., state, during the twelve months ended December 31, 1926.

| KINDS OF FISH              | NEW BRUNSWICK |         |          | QUEBEC       |         |          |
|----------------------------|---------------|---------|----------|--------------|---------|----------|
|                            | Caught Fresh  |         | Marketed | Caught Fresh |         | Marketed |
|                            | Quantity      | Value   | Quantity | Quantity     | Value   | Quantity |
|                            |               | \$      |          |              | \$      |          |
| Cod.....                   | Cwts.         | 265,939 | 418,685  | 515,557      | 901,886 |          |
| “ used fresh.....          | “             |         |          |              |         |          |
| “ canned.....              | Cases         |         |          | 46,876       |         | 2,161    |
| “ green-salted.....        | Cwts.         |         |          | 7,852        |         | 36,323   |
| “ smoked.....              | “             |         |          |              |         |          |
| “ smoked fillets.....      | “             |         |          |              |         |          |
| “ boneless.....            | “             |         |          |              |         | 1,198    |
| “ dried.....               | “             |         |          | 67,810       |         | 145,712  |
| Black Cod.....             | “             |         |          |              |         |          |
| “ used fresh.....          | “             |         |          |              |         |          |
| “ green-salted.....        | “             |         |          |              |         |          |
| “ smoked.....              | “             |         |          |              |         |          |
| “ dried.....               | “             |         |          |              |         |          |
| Red and Rock Cod, etc..... | “             |         |          |              |         |          |
| “ used fresh.....          | “             |         |          |              |         |          |
| “ green-salted.....        | “             |         |          |              |         |          |
| “ smoked.....              | “             |         |          |              |         |          |
| Haddock.....               | “             | 20,438  | 34,611   | 2,000        | 2,000   |          |
| “ used fresh.....          | “             |         |          | 16,764       |         | 20       |
| “ canned.....              | Cases         |         |          |              |         |          |
| “ smoked.....              | Cwts.         |         |          | 797          |         |          |
| “ green-salted.....        | “             |         |          |              |         |          |
| “ smoked fillets.....      | “             |         |          | 653          |         | 660      |
| “ dried.....               | “             |         |          |              |         |          |
| Hake and Cusk.....         | “             | 36,719  | 22,236   | 1,480        | 1,480   |          |
| “ used fresh.....          | “             |         |          | 10,728       |         |          |
| “ green-salted.....        | “             |         |          | 8,423        |         |          |
| “ smoked.....              | “             |         |          |              |         |          |
| “ smoked fillets.....      | “             |         |          |              |         |          |
| “ dried.....               | “             |         |          |              |         | 492      |
| Pollock.....               | “             | 38,243  | 31,992   | 100          | 100     |          |
| “ used fresh.....          | “             |         |          | 18,568       |         |          |
| “ green-salted.....        | “             |         |          | 175          |         |          |
| “ smoked fillets.....      | “             |         |          |              |         |          |
| “ dried.....               | “             |         |          | 6,441        |         | 33       |
| Whiting.....               | “             |         |          |              |         |          |
| Halibut.....               | “             | 140     | 2,257    | 818          | 5,780   |          |
| “ used fresh.....          | “             |         |          | 140          |         | 818      |
| “ canned.....              | Cases         |         |          |              |         |          |
| “ smoked.....              | Cwts.         |         |          |              |         |          |
| Flounders, Brill, etc..... | “             | 1,761   | 3,984    | 1,761        |         |          |
| Skate.....                 | “             | 183     | 266      | 183          |         |          |
| Soles.....                 | “             | 56      | 84       | 56           |         |          |
| Herring.....               | “             | 434,912 | 281,971  | 300,654      | 143,581 |          |
| “ used fresh.....          | “             |         |          | 60,802       |         | 4,758    |
| “ canned.....              | Cases         |         |          |              |         |          |
| “ smoked.....              | Cwts.         |         |          | 97,253       |         | 15,428   |
| “ dry-salted.....          | “             |         |          |              |         |          |
| “ pickled.....             | Bbbs.         |         |          | 3,666        |         | 7,825    |
| “ used as bait.....        | “             |         |          | 31,009       |         | 65,667   |
| “ fertilizer.....          | “             |         |          | 53,264       |         | 55,128   |
| Mackerel.....              | Cwts.         | 18,468  | 42,277   | 22,719       | 50,669  |          |
| “ used fresh.....          | “             |         |          | 18,468       |         | 5,124    |
| “ canned.....              | Cases         |         |          |              |         |          |
| “ salted.....              | Bbbs.         |         |          |              |         | 5,175    |
| Sardines.....              | “             | 172,103 | 254,803  | 65           | 170     |          |
| “ sold fresh.....          | Bbbs.         |         |          | 119,765      |         | 65       |
| “ canned.....              | Cases         |         |          | 232,655      |         |          |
| Pilchards.....             | Cwts.         |         |          |              |         |          |
| “ used fresh.....          | “             |         |          |              |         |          |
| “ canned.....              | Cases         |         |          |              |         |          |
| “ smoked.....              | Cwts.         |         |          |              |         |          |
| “ used as bait.....        | Bbbs.         |         |          |              |         |          |
| “ salted.....              | “             |         |          |              |         |          |
| Alewives.....              | Cwts.         | 48,415  | 44,274   |              |         |          |
| “ used fresh.....          | “             |         |          | 10,330       |         |          |
| “ smoked.....              | “             |         |          | 310          |         |          |
| “ salted.....              | Bbbs.         |         |          | 12,487       |         |          |

RETURN showing, by Provinces, the Quantities and Values of all Sea Fish caught and landed in a GREEN STATE, and the estimated proportion of the catch MARKETED, or intended to be marketed, in a fresh, pickled, canned, etc., state, during the twelve months ended December 31, 1926.

| KINDS OF FISH             | NEW BRUNSWICK |           |          | QUEBEC       |           |          |
|---------------------------|---------------|-----------|----------|--------------|-----------|----------|
|                           | Caught Fresh  |           | Marketed | Caught Fresh |           | Marketed |
|                           | Quantity      | Value     | Quantity | Quantity     | Value     | Quantity |
| Salmon.....               |               | \$        |          |              | \$        |          |
| " used fresh.....         | Cwts. 24,590  | 324,797   |          |              |           |          |
| " canned.....             | "             |           | 24,590   | 11,502       | 106,674   |          |
| " smoked.....             | Cases         |           |          |              |           | 9,780    |
| " dry-salted.....         | Cwts.         |           |          |              |           | 740      |
| " mild cured.....         | "             |           |          |              |           |          |
| " pickled.....            | "             |           |          |              |           |          |
| Shad.....                 |               |           |          |              |           |          |
| " used fresh.....         | " 4,549       | 33,429    |          | 23           | 122       | 735      |
| " salted.....             | "             |           | 4,453    |              |           | 23       |
| Smelts.....               | Bbbs.         |           | 32       |              |           |          |
| Albacore.....             | Cwts. 57,626  | 454,235   | 57,626   | 2,917        | 21,599    | 2,917    |
| " used fresh.....         | "             |           |          |              |           |          |
| " canned.....             | Cases         |           |          |              |           |          |
| Caplin, used as bait..... | Bbbs.         |           |          |              |           |          |
| Octopus.....              | Cwts.         |           |          | 5,160        | 6,890     | 5,160    |
| Oulachons.....            | "             |           |          |              |           |          |
| Squid, used as bait.....  | Bbbs.         |           |          |              |           |          |
| Swordfish.....            | Cwts.         |           |          | 5,095        | 7,473     | 5,095    |
| Tom Cod.....              |               |           |          |              |           |          |
| Clams and Quahaugs.....   | Bbbs. 17,409  | 22,777    | 17,409   |              |           |          |
| " used fresh.....         | " 26,363      | 41,742    |          | 2,545        | 9,845     |          |
| " canned.....             | Cases         |           | 10,285   |              |           | 2,545    |
| Scallops.....             | Bbbs. 284     | 1,548     | 15,736   |              |           |          |
| " shelled.....            | Gals.         |           |          | 1,950        | 10,350    |          |
| " canned.....             | Cases         |           | 568      |              |           | 3,900    |
| Crabs.....                | Cwts.         |           |          |              |           |          |
| Lobsters.....             | Cwts. 58,566  | 785,653   |          | 27,982       | 249,697   |          |
| " shipped in shell.....   | "             |           | 17,328   |              |           | 443      |
| " canned.....             | Cases         |           | 23,662   |              |           | 13,769   |
| " tomalley.....           | "             |           | 49       |              |           | 142      |
| Oysters.....              | Bbbs. 12,563  | 69,038    | 12,563   |              |           |          |
| Shrimps.....              | Cwts.         |           |          |              |           |          |
| Winkles.....              | "             |           |          |              |           |          |
| Cockles.....              | " 1,417       | 3,826     | 1,417    |              |           |          |
| Mussels.....              | " 68          | 305       | 68       |              |           |          |
| Catfish.....              | "             |           |          |              |           |          |
| Total value.....          |               | 2,874,790 |          |              | 1,518,316 |          |

RETURN showing, by Provinces, the Quantities and Values of all Sea Fish caught and landed in a GREEN STATE, and the estimated proportion of the catch MARKETED, or intended to be marketed, in a fresh, pickled, canned, etc., state, during the twelve months ended December 31, 1926.

| KINDS OF FISH              | BRITISH COLUMBIA |            |           |
|----------------------------|------------------|------------|-----------|
|                            | Caught Fresh     |            | Marketed  |
|                            | Quantity         | Value      | Quantity  |
|                            |                  | \$         |           |
| Cod.....                   | Cwts.            | 22,967     | 169,799   |
| “ used fresh.....          | “                |            | 22,933    |
| “ canned.....              | Cases            |            |           |
| “ green-salted.....        | “                |            | 14        |
| “ smoked.....              | “                |            |           |
| “ smoked fillets.....      | “                |            |           |
| “ boneless.....            | “                |            |           |
| “ dried.....               | “                |            | 2         |
| Black Cod.....             | “                | 6,210      | 34,954    |
| “ used fresh.....          | “                |            | 5,915     |
| “ green-salted.....        | “                |            | 6         |
| “ smoked.....              | “                |            | 132       |
| “ dried.....               | “                |            |           |
| Red and Rock Cod, etc..... | “                | 15,788     | 137,240   |
| “ used fresh.....          | “                |            | 15,788    |
| “ green-salted.....        | “                |            |           |
| “ smoked.....              | “                |            |           |
| Haddock.....               | “                |            |           |
| “ used fresh.....          | Cases            |            |           |
| “ canned.....              | Cwts.            |            |           |
| “ smoked.....              | “                |            |           |
| “ green-salted.....        | “                |            |           |
| “ smoked fillets.....      | “                |            |           |
| “ dried.....               | “                |            |           |
| Hake and Cusk.....         | “                | 3          | 9         |
| “ used fresh.....          | “                |            | 3         |
| “ green-salted.....        | “                |            |           |
| “ smoked.....              | “                |            |           |
| “ smoked fillets.....      | “                |            |           |
| “ dried.....               | “                |            |           |
| Pollock.....               | “                |            |           |
| “ used fresh.....          | “                |            |           |
| “ green-salted.....        | “                |            |           |
| “ smoked fillets.....      | “                |            |           |
| “ dried.....               | “                |            |           |
| Whiting.....               | “                | 99         | 467       |
| Hallibut.....              | “                | 299,227    | 3,896,777 |
| “ used fresh.....          | “                |            | 299,227   |
| “ canned.....              | Cases            |            |           |
| “ smoked.....              | Cwts.            |            |           |
| Flounders, Brill, etc..... | “                | 1,389      | 4,186     |
| Skate.....                 | “                | 1,074      | 3,350     |
| Soles.....                 | “                | 4,669      | 25,254    |
| Herring.....               | “                | *1,289,042 | 882,109   |
| “ used fresh.....          | “                |            | 56,486    |
| “ canned.....              | Cases            |            |           |
| “ smoked.....              | Cwts.            |            | 561       |
| “ dry-salted.....          | “                |            | 981,296   |
| “ pickled.....             | Bbls.            |            | 150       |
| “ used as bait.....        | “                |            | 2,182     |
| “ fertilizer.....          | “                |            |           |
| Mackerel.....              | Cwts.            |            |           |
| “ used fresh.....          | “                |            |           |
| “ canned.....              | Cases            |            |           |
| “ salted.....              | Bbls.            |            |           |
| Sardines.....              | “                |            |           |
| “ sold fresh.....          | “                |            |           |
| “ canned.....              | Cases            |            |           |
| Pilchards.....             | Cwts.            | 733,699    | 657,661   |
| “ used fresh.....          | “                |            | 726,151   |
| “ canned.....              | Cases            |            | 11,600    |
| “ smoked.....              | Cwts.            |            |           |
| “ used as bait.....        | Bbls.            |            |           |
| “ salted.....              | “                |            |           |
| Alewives.....              | Cwts.            |            |           |
| “ used fresh.....          | “                |            |           |
| “ smoked.....              | “                |            |           |
| “ salted.....              | Bbls.            |            |           |

RETURN showing, by Provinces, the Quantities and Values of all Sea Fish caught and landed in a GREEN STATE, and the estimated proportion of the catch MARKETED, or intended to be marketed, in a fresh, pickled, canned, etc., state, during the twelve months ended December 31, 1926

| KINDS OF FISH             | BRITISH COLUMBIA |           |            |           |
|---------------------------|------------------|-----------|------------|-----------|
|                           | Caught Fresh     |           | Marketed   |           |
|                           | Quantity         | Value     | Quantity   |           |
| Salmon.....               | Cwts.            | 2,037,979 | 8,620,651  |           |
| “ used fresh.....         | “                |           |            | 191,496   |
| “ canned.....             | Cases            |           |            | 2,064,922 |
| “ smoked.....             | Cwts.            |           |            |           |
| “ dry-salted.....         | “                |           |            | 71,125    |
| “ mild cured.....         | “                |           |            | 15,108    |
| “ pickled.....            | “                |           |            | 254       |
| Shad.....                 | “                | 58        | 396        |           |
| “ used fresh.....         | “                |           |            | 58        |
| “ salted.....             | Bbls.            |           |            |           |
| Smelts.....               | Cwts.            | 1,091     | 14,560     | 1,091     |
| Albacore.....             | “                |           |            |           |
| “ used fresh.....         | “                |           |            |           |
| “ canned.....             | Cases            |           |            |           |
| Caplin, used as bait..... | Bbls.            |           |            |           |
| Octopus.....              | Cwts.            | 397       | 2,895      | 397       |
| Oulachons.....            | “                | 2,733     | 7,076      | 2,733     |
| Squid, used as bait.....  | Bbls.            |           |            |           |
| Swordfish.....            | Cwts.            |           |            |           |
| Tom Cod.....              | “                |           |            |           |
| Clams and Quahaugs.....   | Bbls.            | 7,865     | 27,378     |           |
| “ used fresh.....         | “                |           |            | 2,127     |
| “ canned.....             | Cases            |           |            | 5,675     |
| Scallops.....             | Bbls.            |           |            |           |
| “ shelled.....            | Gals.            |           |            |           |
| “ canned.....             | Cases            |           |            |           |
| Crabs.....                | Cwts.            | 8,328     | 45,281     | 8,328     |
| Lobsters.....             | “                |           |            |           |
| “ shipped in shell.....   | “                |           |            |           |
| “ canned.....             | Cases            |           |            |           |
| “ tomalley.....           | “                |           |            |           |
| Oysters.....              | Bbls.            | 2,399     | 35,326     | 2,399     |
| Shrimps.....              | Cwts.            | 659       | 9,541      | 659       |
| Winkles.....              | “                |           |            |           |
| Cockles.....              | “                |           |            |           |
| Mussels.....              | “                |           |            |           |
| Catfish.....              | “                |           |            |           |
| Total value.....          |                  |           | 14,574,910 |           |

\*37,480 cwt. of the above catch of herring were used in the production of fish oil and meal.

†This quantity was used in the production of meal and oil.

SUMMARY of the Quantities and Values of all Sea Fish caught and landed in a Fresh or Green State; and an estimate of the Quantities Marketed, or intended to be marketed, fresh, dried, pickled, canned, etc., in the WHOLE OF CANADA, for the TWELVE MONTHS ended DECEMBER 31, 1926.

TOTALS  
for the TWELVE MONTHS  
ended DECEMBER 31, 1925.

| KINDS OF FISH              | Caught Fresh |           | Marketed  | Caught Fresh |           | Marketed  |
|----------------------------|--------------|-----------|-----------|--------------|-----------|-----------|
|                            | Quantity     | Value     | Quantity  | Quantity     | Value     | Quantity  |
|                            |              | \$        |           |              | \$        |           |
| Cod.....                   | Cwts.        | 2,689,838 | 5,189,517 | 2,309,000    | 4,707,405 |           |
| " used fresh.....          | "            |           |           |              |           | 164,274   |
| " canned.....              | Cases        |           | 236,211   |              |           | 1,946     |
| " green-salted.....        | Cwts.        |           | 2,082     |              |           | 149,434   |
| " smoked.....              | "            |           | 185,888   |              |           |           |
| " smoked fillets.....      | "            |           | 1,791     |              |           | 51,493    |
| " boneless.....            | "            |           | 63,738    |              |           | 24,829    |
| " dried.....               | "            |           | 9,400     |              |           | 538,239   |
| Black Cod.....             | "            | 6,220     | 34,954    | 14,956       | 81,600    |           |
| " used fresh.....          | "            |           |           |              |           | 7,966     |
| " green-salted.....        | "            |           | 5,915     |              |           | 484       |
| " smoked.....              | "            |           | 6         |              |           | 3,001     |
| " dried.....               | "            |           | 141       |              |           |           |
| Red and Rock Cod, etc..... | "            | 15,788    | 137,240   | 2,960        | 14,373    |           |
| " used fresh.....          | "            |           |           |              |           | 2,847     |
| " green-salted.....        | "            |           |           |              |           |           |
| " smoked.....              | "            |           |           |              |           | 57        |
| Haddock.....               | "            | 473,214   | 871,579   | 344,386      | 656,824   |           |
| " used fresh.....          | "            |           |           |              |           | 158,071   |
| " canned.....              | Cases        |           |           |              |           | 5,543     |
| " smoked.....              | Cwts.        |           | 245,782   |              |           | 32,520    |
| " green-salted.....        | "            |           | 14,641    |              |           | 8,906     |
| " smoked fillets.....      | "            |           | 47,433    |              |           | 12,666    |
| " dried.....               | "            |           | 10,756    |              |           | 19,203    |
| Hake and Cusk.....         | "            | 140,996   | 124,275   | 174,136      | 156,918   |           |
| " used fresh.....          | "            |           |           |              |           | 5,582     |
| " green-salted.....        | Cwts.        |           | 13,083    |              |           | 37,032    |
| " smoked.....              | "            |           | 42,700    |              |           |           |
| " smoked fillets.....      | "            |           |           |              |           | 6,537     |
| " dried.....               | "            |           | 4,738     |              |           | 24,685    |
| Pollock.....               | "            | 79,426    | 84,646    | 76,396       | 100,809   |           |
| " used fresh.....          | "            |           |           |              |           | 10,240    |
| " green-salted.....        | "            |           |           |              |           | 10,971    |
| " smoked fillets.....      | "            |           |           |              |           |           |
| " dried.....               | "            |           | 666       |              |           | 14,700    |
| Whiting.....               | "            | 99        | 467       |              |           | 185       |
| Halibut.....               | "            | 323,512   | 4,194,253 | 340,007      | 3,349,129 |           |
| " used fresh.....          | "            |           |           |              |           | 339,630   |
| " canned.....              | Cases        |           |           |              |           | 226       |
| " smoked.....              | Cwts.        |           | 323,469   |              |           | 27        |
| Flounders, Brill, etc..... | "            | 17,041    | 34,289    | 17,041       | 27,950    | 15,631    |
| Skate.....                 | "            | 17,407    | 21,863    | 17,407       | 10,104    | 7,978     |
| Soles.....                 | "            | 9,893     | 37,846    | 9,893        | 37,661    | 7,926     |
| Herring.....               | "            | 2,345,192 | 1,655,857 | 2,361,303    | 1,612,023 |           |
| " used fresh.....          | "            |           |           |              |           | 155,015   |
| " canned.....              | Cases        |           |           |              |           | 4,683     |
| " smoked.....              | Cwts.        |           | 189,413   |              |           | 95,566    |
| " dry-salted.....          | "            |           | 517       |              |           | 1,089,174 |
| " pickled.....             | Bbls.        |           | 131,184   |              |           | 27,976    |
| " used as bait.....        | "            |           | 981,296   |              |           | 199,964   |
| " fertilizer.....          | "            |           | 34,638    |              |           | 83,099    |
| Mackerel.....              | Cwts.        | 113,492   | 279,452   | 187,661      | 442,786   |           |
| " used fresh.....          | "            |           |           |              |           | 65,170    |
| " canned.....              | Cases        |           |           |              |           | 2,316     |
| " salted.....              | Bbls.        |           | 56,374    |              |           | 38,910    |
| Sardines.....              | "            | 173,478   | 256,283   | 158,533      | 282,026   |           |
| " sold fresh.....          | Bbls.        |           |           |              |           | 124,761   |
| " canned.....              | Cases        |           |           |              |           | 209,649   |
| Pilchards.....             | Cwts.        | 733,699   | 657,661   | 318,973      | 221,557   |           |
| " used fresh.....          | "            |           |           |              |           | 37,182    |
| " canned.....              | Cases        |           |           |              |           |           |
| " smoked.....              | Cwts.        |           | 726,151   |              |           |           |
| " used as bait.....        | Bbls.        |           | 11,600    |              |           | 4,045     |
| " salted.....              | "            |           |           |              |           |           |



SUMMARY of the Quantities and Values of all Sea Fish caught and landed in a Fresh or Green State; and an estimate of the Quantities Marketed, or intended to be marketed, fresh, dried, pickled, canned, etc., in the WHOLE OF CANADA, for the TWELVE MONTHS ended DECEMBER 31, 1926.

TOTALS  
for the TWELVE MONTHS  
ended DECEMBER 31, 1925.

| KINDS OF FISH             | Caught Fresh |           | Marketed   | Caught Fresh |            | Marketed  |
|---------------------------|--------------|-----------|------------|--------------|------------|-----------|
|                           | Quantity     | Value     | Quantity   | Quantity     | Value      | Quantity  |
| Alewives.....             | Cwts.        |           |            |              | \$         |           |
| “ used fresh.....         | “            | 67,775    | 62,619     | 56,781       | 56,243     |           |
| “ smoked.....             | “            |           |            | 17,182       |            | 14,501    |
| “ salted.....             | Bbls.        |           |            | 791          |            | 2,785     |
| Salmon.....               | Cwts.        | 2,086,851 | 9,238,176  | 1,930,728    | 7,841,393  | 12,063    |
| “ used fresh.....         | “            |           |            | 238,522      |            | 259,716   |
| “ canned.....             | Cases        |           |            | 2,065,662    |            | 1,721,284 |
| “ smoked.....             | Cwts.        |           |            | 67           |            | 755       |
| “ dry-salted.....         | “            |           |            | 71,125       |            | 138,476   |
| “ mild cured.....         | “            |           |            | 15,108       |            | 27,770    |
| “ pickled.....            | “            |           |            | 989          |            | 1,233     |
| Shad.....                 | “            | 5,186     | 39,993     | 6,457        | 50,810     |           |
| “ used fresh.....         | “            |           |            | 5,690        |            | 6,277     |
| “ salted.....             | Bbls.        |           |            | 32           |            | 60        |
| Smelts.....               | Cwts.        | 87,491    | 693,387    | 87,491       | 76,237     | 76,237    |
| Albacore.....             | “            | 1,507     | 9,028      | 2,601        | 12,772     |           |
| “ used fresh.....         | “            |           |            | 1,507        |            | 2,601     |
| “ canned.....             | Cases        |           |            |              |            |           |
| Caplin, used as bait..... | Bbls.        | 5,317     | 7,361      | 5,317        | 3,690      | 3,690     |
| Octopus.....              | Cwts.        | 397       | 2,895      | 397          | 586        | 586       |
| Oulachons.....            | “            | 2,733     | 7,076      | 2,733        | 361        | 361       |
| Squid, used as bait.....  | Bbls.        | 21,327    | 48,124     | 21,327       | 12,539     | 12,539    |
| Swordfish.....            | Cwts.        | 12,338    | 140,222    | 12,338       | 4,551      | 4,551     |
| Tom Cod.....              | “            | 19,862    | 27,310     | 19,862       | 16,629     | 16,629    |
| Clams and Quahaugs.....   | Bbls.        | 46,702    | 95,550     |              | 54,986     | 145,686   |
| “ used fresh.....         | “            |           |            | 19,935       |            | 17,082    |
| “ canned.....             | Cases        |           |            | 26,427       |            | 37,622    |
| Scallops.....             | Bbls.        | 22,152    | 146,272    |              | 17,718     | 93,663    |
| “ shelled.....            | Gals.        |           |            | 43,700       |            | 35,161    |
| “ canned.....             | Cases        |           |            | 253          |            | 94        |
| Crabs.....                | Cwts.        | 8,328     | 45,281     | 8,328        | 6,979      | 6,979     |
| Lobsters.....             | Cwts.        | 333,392   | 4,015,226  |              | 340,838    | 3,813,326 |
| “ shipped in shell.....   | “            |           |            | 88,247       |            | 86,101    |
| “ canned.....             | Cases        |           |            | 122,561      |            | 127,497   |
| “ tomalley.....           | “            |           |            | 884          |            | 1,097     |
| Oysters.....              | Bbls.        | 22,469    | 154,288    | 22,469       | 21,428     | 21,428    |
| Shrimps.....              | Cwts.        | 659       | 9,541      | 659          | 1,157      | 1,157     |
| Winkles.....              | “            | 3,522     | 7,273      | 3,522        | 2,066      | 2,066     |
| Cockles.....              | “            | 68        | 305        | 68           | 201        | 201       |
| Mussels.....              | “            |           |            |              |            |           |
| Catfish.....              | “            | 3,137     | 3,377      | 3,137        |            |           |
| Total value.....          |              |           | 28,333,486 |              | 24,730,583 |           |

## UNITED STATES

## ATLANTIC COAST

(From reports of the Bureau of Fisheries, Department of Commerce.)

The quantities of the chief kinds of fish landed at Boston and Gloucester, Mass., and Portland, Maine, by United States fishing vessels during the eleven months ended November 30, 1926, and those landed during the corresponding period in the preceding year were as follows:—

| Kinds of Fish                              | 1926             | 1925             |
|--|------------------|------------------|
| Cod, fresh.....                            | Cwts.<br>714,808 | Cwts.<br>621,594 |
| “ salted.....                              | 45,792           | 31,341           |
| Cusk, fresh.....                           | 24,557           | 34,453           |
| “ salted.....                              | 343              | 1,069            |
| Haddock, fresh.....                        | 855,543          | 862,208          |
| “ salted.....                              | 773              | 249              |
| Hake, fresh.....                           | 48,531           | 54,895           |
| “ salted.....                              | 225              | 213              |
| Pollock, fresh.....                        | 50,690           | 47,195           |
| “ salted.....                              | 343              | 473              |
| Halibut, fresh.....                        | 35,047           | 35,455           |
| “ salted.....                              | 47               | 16               |
| Mackerel, fresh.....                       | 351,025          | 241,147          |
| “ salted.....                              | 11,093           | 20,951           |
| Other fish, fresh (including Herring)..... | 162,816          | 102,125          |
| “ salted.....                              |                  | 7,574            |

## PACIFIC COAST

The quantities of the chief kinds of fish landed at Seattle, Washington, by United States fishing vessels during the eleven months ended November 30, 1926, and those landed during the corresponding period in the preceding year, were as follows:—

| Kinds of Fish                              | 1926             | 1925            |
|--|------------------|-----------------|
| Halibut, fresh.....                        | Cwts.<br>100,505 | Cwts.<br>96,889 |
| Black Cod (Sable fish), fresh.....         | 20,828           | 23,202          |
| Ling Cod, fresh.....                       | 7,712            | 6,853           |
| TAKEN IN PUGET SOUND BY COLLECTING VESSELS |                  |                 |
| Herring.....                               | 6,810            | 5,050           |
| Salmon.....                                | 167,797          | 153,315         |
| Trout.....                                 | 1,104            | 543             |
| Crabs.....                                 | 3,939            | 4,885           |

## ENGLAND AND WALES

(From monthly reports of the Board of Agriculture and Fisheries.)

The total quantity of fish landed in England and Wales during the eleven months ended November 30, 1926, was 11,664,462 cwts., valued at \$61,151,120, while that landed during the corresponding period in the preceding year was 12,697,341 cwts., valued at \$67,421,560.

The value of shellfish is included, but the weight is not.

The quantities of the chief kinds landed during the eleven months this year, and those landed during the corresponding period last year, were as follows:—

| Kinds of Fish                | 1926       | 1925       |
|------------------------------|------------|------------|
|                              | Cwts.      | Cwts.      |
| Cod.....                     | 2,486,477  | 2,555,148  |
| Haddock.....                 | 1,797,201  | 2,055,167  |
| Hake.....                    | 895,019    | 909,457    |
| Ling.....                    | 120,149    | 140,512    |
| Saith (Coalfish).....        | 219,672    | 295,487    |
| Halibut.....                 | 94,504     | 127,026    |
| Skate.....                   | 336,280    | 362,641    |
| Whiting.....                 | 242,233    | 242,880    |
| Soles, Brill and Turbot..... | 92,025     | 119,416    |
| Plaice.....                  | 517,934    | 629,906    |
| Herring.....                 | 3,490,463  | 3,786,655  |
| Mackerel.....                | 166,904    | 188,302    |
| Lobsters (Number).....       | 832,000    | 801,300    |
| Oysters ".....               | 14,232,000 | 14,300,400 |

## SCOTLAND

(From monthly reports of the Fishery Board.)

The total quantity of fish landed in Scotland during the eleven months ended November 30, 1926, was 5,823,444 cwts., valued at \$20,573,035, while that landed during the corresponding period in the preceding year was 5,339,998 cwts., valued at \$21,159,965.

The value of shellfish is included, but the weight is not.

The quantities of the chief kinds landed during the eleven months this year, and those landed during the corresponding period last year, were as follows:—

| Kinds of Fish                | 1926      | 1925      |
|------------------------------|-----------|-----------|
|                              | Cwts.     | Cwts.     |
| Cod.....                     | 563,709   | 507,377   |
| Haddock.....                 | 851,300   | 840,359   |
| Hake.....                    | 23,152    | 39,144    |
| Ling.....                    | 100,159   | 141,252   |
| Saith (Coalfish).....        | 75,254    | 112,639   |
| Halibut.....                 | 39,875    | 53,625    |
| Skate.....                   | 142,465   | 152,261   |
| Whiting.....                 | 145,168   | 144,141   |
| Soles, Brill and Turbot..... | 53,250    | 53,192    |
| Plaice.....                  | 55,530    | 53,647    |
| Herring.....                 | 3,592,142 | 3,018,843 |
| Mackerel.....                | 31,433    | 40,809    |
| Lobsters (Number).....       | 883,169   | 871,432   |
| Oysters ".....               | 69,938    | 82,440    |

## IRELAND

(FREE STATE)

(From monthly reports of the Department of Fisheries.)

The total quantity of fish landed in Ireland (Free State) during the eleven months ended November 30, 1926, was 418,084 cwts., valued at \$1,643,915, while that landed during the corresponding period in the preceding year was 374,067 cwts., valued at \$1,485,530.

The value of shellfish is included, but the weight is not.

The quantities of the chief kinds landed during the eleven months this year and those landed during the corresponding period last year, were as follows:—

| Kinds of Fish                | 1926    | 1925    |
|------------------------------|---------|---------|
|                              | Cwts.   | Cwts.   |
| Cod.....                     | 22,207  | 16,356  |
| Haddock.....                 | 1,856   | 1,261   |
| Hake.....                    | 4,662   | 5,010   |
| Ling.....                    | 1,053   | 641     |
| Skate.....                   | 6,805   | 6,708   |
| Whiting.....                 | 11,959  | 7,920   |
| Soles, Brill and Turbot..... | 2,149   | 2,052   |
| Plaice.....                  | 12,689  | 10,754  |
| Herring.....                 | 254,345 | 187,572 |
| Mackerel.....                | 88,136  | 120,199 |
| Lobsters (Number).....       | 609,062 | 546,895 |
| Oysters ".....               | 59,680  | 67,800  |

Librarian,  
Dept. of

Librarian,  
Dept. of Secretary of State,  
Ottawa, Ont.

Jan.-Mar. 1927

*[Handwritten signature]*

MARINE AND FISHERIES DEPARTMENT  
FISHERIES BRANCH  
CANADA



QUARTERLY BULLETIN  
OF  
SEA FISHERY STATISTICS

The values herein shown are based on the prices of the various kinds of fish first brought to land by the fishermen. The figures contained in the Quarterly Bulletin are subject to revision and change before publication in the Annual Statistical Report.

PERIOD: JANUARY-MARCH, 1927

ISSUED BY THE AUTHORITY OF THE MINISTER  
HON. P. J. A. CARDIN

FISHERIES' LIBRARY

OTTAWA  
F. A. ACLAND  
PRINTER TO THE KING'S MOST EXCELLENT MAJESTY  
1927

#### NOTE

The values herein shown are based on the prices of the various kinds when first brought to land by the fishermen. The figures contained in the Quarterly Bulletins are subject to revision and change before publication in the Annual Statistical Report.

J. J. COWIE,  
*Chief Statistical Officer*

OTTAWA, MAY, 1927.

RETURN showing, by Provinces, the Quantities and Values of all Sea Fish caught and landed in a GREEN STATE, and the estimated proportion of the catch MARKETED, or intended to be marketed, in a fresh, pickled, canned, etc., state, during the three months ended March 31, 1927.

| KINDS OF FISH               | NOVA SCOTIA  |         |          | P. E. ISLAND |       |          |
|-----------------------------|--------------|---------|----------|--------------|-------|----------|
|                             | Caught Fresh |         | Marketed | Caught Fresh |       | Marketed |
|                             | Quantity     | Value   | Quantity | Quantity     | Value | Quantity |
|                             |              | \$      |          |              | \$    |          |
| Cod.....Cwts.               | 82,522       | 182,287 |          |              |       |          |
| “ used fresh.....“          |              |         | 46,240   |              |       |          |
| “ canned.....Cases          |              |         | 282      |              |       |          |
| “ green-salted.....Cwts.    |              |         | 2,020    |              |       |          |
| “ smoked.....“              |              |         | 194      |              |       |          |
| “ smoked fillets.....“      |              |         | 10,038   |              |       |          |
| “ boneless.....“            |              |         |          |              |       |          |
| “ dried.....“               |              |         | 430      |              |       |          |
| Black Cod.....“             |              |         |          |              |       |          |
| “ used fresh.....“          |              |         |          |              |       |          |
| “ green-salted.....“        |              |         |          |              |       |          |
| “ smoked.....“              |              |         |          |              |       |          |
| “ dried.....“               |              |         |          |              |       |          |
| Red and Rock Cod, etc.....“ |              |         |          |              |       |          |
| “ used fresh.....“          |              |         |          |              |       |          |
| “ green-salted.....“        |              |         |          |              |       |          |
| “ smoked.....“              |              |         |          |              |       |          |
| Haddock.....“               | 87,859       | 188,494 |          |              |       |          |
| “ used fresh.....“          |              |         | 58,167   |              |       |          |
| “ canned.....Cases          |              |         | 563      |              |       |          |
| “ smoked.....Cwts.          |              |         | 6,582    |              |       |          |
| “ green-salted.....“        |              |         | 2        |              |       |          |
| “ smoked fillets.....“      |              |         | 4,914    |              |       |          |
| “ dried.....“               |              |         | 294      |              |       |          |
| Hake and Cusk.....“         | 1,507        | 1,883   |          |              |       |          |
| “ used fresh.....“          |              |         | 497      |              |       |          |
| “ green-salted.....“        |              |         | 316      |              |       |          |
| “ smoked.....“              |              |         | 60       |              |       |          |
| “ smoked fillets.....“      |              |         | 81       |              |       |          |
| “ dried.....“               |              |         | 5        |              |       |          |
| Pollock.....“               | 2,827        | 3,302   |          |              |       |          |
| “ used fresh.....“          |              |         | 1,281    |              |       |          |
| “ green-salted.....“        |              |         | 205      |              |       |          |
| “ smoked fillets.....“      |              |         | 250      |              |       |          |
| “ dried.....“               |              |         | 99       |              |       |          |
| Whiting.....“               |              |         |          |              |       |          |
| Halibut.....“               | 1,813        | 46,424  |          |              |       |          |
| “ used fresh.....“          |              |         | 1,813    |              |       |          |
| “ canned.....Cases          |              |         |          |              |       |          |
| “ smoked.....Cwts.          |              |         |          |              |       |          |
| Flounders, Brill, etc.....“ | 3,696        | 7,377   | 3,696    |              |       |          |
| Skate.....“                 | 5,137        | 5,137   | 5,137    |              |       |          |
| Soles.....“                 | 464          | 928     | 464      |              |       |          |
| Herring.....“               |              |         |          |              |       |          |
| “ used fresh.....“          |              |         |          |              |       |          |
| “ canned.....Cases          |              |         |          |              |       |          |
| “ smoked.....Cwts.          |              |         |          |              |       |          |
| “ dry-salted.....“          |              |         |          |              |       |          |
| “ pickled.....Bbbs.         |              |         |          |              |       |          |
| “ used as bait.....“        |              |         |          |              |       |          |
| “ fertilizer.....“          |              |         |          |              |       |          |
| Mackerel.....Cwts.          |              |         |          |              |       |          |
| “ used fresh.....“          |              |         |          |              |       |          |
| “ canned.....Cases          |              |         |          |              |       |          |
| “ salted.....Bbbs.          |              |         |          |              |       |          |
| Sardines.....“              |              |         |          |              |       |          |
| “ sold fresh.....Bbbs.      |              |         |          |              |       |          |
| “ canned.....Cases          |              |         |          |              |       |          |
| Pilchards.....Cwts.         |              |         |          |              |       |          |
| “ used fresh.....“          |              |         |          |              |       |          |
| “ canned.....Cases          |              |         |          |              |       |          |
| “ smoked.....Cwts.          |              |         |          |              |       |          |
| “ used as bait.....Bbbs.    |              |         |          |              |       |          |
| “ salted.....“              |              |         |          |              |       |          |
| Alewives.....Cwts.          |              |         |          |              |       |          |
| “ used fresh.....“          |              |         |          |              |       |          |
| “ smoked.....“              |              |         |          |              |       |          |
| “ salted.....Bbbs.          |              |         |          |              |       |          |



RETURN showing, by Provinces, the Quantities and Values of all Sea Fish caught and landed in a GREEN STATE, and the estimated proportion of the catch MARKETED, or intended to be marketed, in a fresh, pickled, canned, etc., state, during the three months ended March 31, 1927.

| KINDS OF FISH                   | NOVA SCOTIA  |         |          | P. E. ISLAND |        |          |
|---------------------------------|--------------|---------|----------|--------------|--------|----------|
|                                 | Caught Fresh |         | Marketed | Caught Fresh |        | Marketed |
|                                 | Quantity     | Value   | Quantity | Quantity     | Value  | Quantity |
|                                 |              | \$      |          |              | \$     |          |
| Salmon..... Cwts.               | 1            | 65      |          |              |        |          |
| " used fresh..... " "           |              |         | 1        |              |        |          |
| " canned..... Cases             |              |         |          |              |        |          |
| " smoked..... Cwts.             |              |         |          |              |        |          |
| " dry-salted..... " "           |              |         |          |              |        |          |
| " mild cured..... " "           |              |         |          |              |        |          |
| " pickled..... " "              |              |         |          |              |        |          |
| Shad..... " "                   |              |         |          |              |        |          |
| " used fresh..... " "           |              |         |          |              |        |          |
| " salted..... Bbls.             |              |         |          |              |        |          |
| Smelts..... Cwts.               | 3,303        | 38,075  | 3,303    | 3,454        | 16,798 | 3,454    |
| Albacore..... " "               |              |         |          |              |        |          |
| " used fresh..... " "           |              |         |          |              |        |          |
| " canned..... Cases             |              |         |          |              |        |          |
| Caplin, used as bait..... Bbls. |              |         |          | 133          | 399    | 133      |
| Octopus..... Cwts.              |              |         |          |              |        |          |
| Oulachons..... " "              |              |         |          |              |        |          |
| Squid, used as bait..... Bbls.  |              |         |          |              |        |          |
| Swordfish..... Cwts.            |              |         |          |              |        |          |
| Tom Cod..... " "                | 12           | 12      | 12       | 1,074        | 2,173  | 1,074    |
| Clams and Quahaugs..... Bbls.   | 1,198        | 2,008   |          |              |        |          |
| " used fresh..... " "           |              |         | 672      |              |        |          |
| " canned..... Cases             |              |         | 589      |              |        |          |
| Scallops..... Bbls.             | 7,141        | 48,091  |          |              |        |          |
| " shelled..... Gals.            |              |         | 14,178   |              |        |          |
| " canned..... Cases             |              |         | 43       |              |        |          |
| Crabs..... Cwts.                |              |         |          |              |        |          |
| Lobsters..... Cwts.             | 11,588       | 253,132 |          |              |        |          |
| " shipped in shell..... " "     |              |         | 7,398    |              |        |          |
| " canned..... Cases             |              |         | 2,095    |              |        |          |
| " tomalley..... " "             |              |         | 28       |              |        |          |
| Oysters..... Bbls.              |              |         |          |              |        |          |
| Shrimps..... Cwts.              |              |         |          |              |        |          |
| Winkles..... " "                | 791          | 1,557   | 791      |              |        |          |
| Cockles..... " "                |              |         |          |              |        |          |
| Mussels..... " "                |              |         |          |              |        |          |
| Catfish..... " "                | 4,196        | 4,196   | 4,196    |              |        |          |
| Ling Cod..... " "               |              |         |          |              |        |          |
| " used fresh..... " "           |              |         |          |              |        |          |
| Total value.....                |              | 782,968 |          |              | 19,370 |          |

RETURN showing, by Provinces, the Quantities and Values of all Sea Fish caught and landed in a GREEN STATE, and the estimated proportion of the catch MARKETED, or intended to be marketed, in a fresh, pickled, canned, etc., state, during the three months ended March 31, 1927.

| KINDS OF FISH               | NEW BRUNSWICK |       |          | BRITISH COLUMBIA |         |          |
|-----------------------------|---------------|-------|----------|------------------|---------|----------|
|                             | Caught Fresh  |       | Marketed | Caught Fresh     |         | Marketed |
|                             | Quantity      | Value | Quantity | Quantity         | Value   | Quantity |
|                             |               | \$    |          |                  | \$      |          |
| Cod.....Cwts.               | 722           | 1,754 |          | 4,563            | 32,746  |          |
| "  used fresh....."         |               |       | 722      |                  |         | 4,563    |
| "  canned.....Cases         |               |       |          |                  |         |          |
| "  green-salted.....Cwts.   |               |       |          |                  |         |          |
| "  smoked....."             |               |       |          |                  |         |          |
| "  smoked fillets....."     |               |       |          |                  |         |          |
| "  boneless....."           |               |       |          |                  |         |          |
| "  dried....."              |               |       |          |                  |         |          |
| Black Cod....."             |               |       |          | 142              | 737     |          |
| "  used fresh....."         |               |       |          |                  |         | 142      |
| "  green-salted....."       |               |       |          |                  |         |          |
| "  smoked....."             |               |       |          |                  |         |          |
| "  dried....."              |               |       |          |                  |         |          |
| Red and Rock Cod, etc....." |               |       |          | 562              | 2,874   |          |
| "  used fresh....."         |               |       |          |                  |         | 562      |
| "  green-salted....."       |               |       |          |                  |         |          |
| "  smoked....."             |               |       |          |                  |         |          |
| Haddock....."               | 175           | 635   |          |                  |         |          |
| "  used fresh....."         |               |       | 175      |                  |         |          |
| "  canned.....Cases         |               |       |          |                  |         |          |
| "  smoked.....Cwts.         |               |       |          |                  |         |          |
| "  green-salted....."       |               |       |          |                  |         |          |
| "  smoked fillets....."     |               |       |          |                  |         |          |
| "  dried....."              |               |       |          |                  |         |          |
| Hake and Cusk....."         | 5             | 5     |          | 5                | 10      |          |
| "  used fresh....."         |               |       | 5        |                  |         | 5        |
| "  green-salted....."       |               |       |          |                  |         |          |
| "  smoked....."             |               |       |          |                  |         |          |
| "  smoked fillets....."     |               |       |          |                  |         |          |
| "  dried....."              |               |       |          |                  |         |          |
| Pollock....."               |               |       |          |                  |         |          |
| "  used fresh....."         |               |       |          |                  |         |          |
| "  green-salted....."       |               |       |          |                  |         |          |
| "  smoked fillets....."     |               |       |          |                  |         |          |
| "  dried....."              |               |       |          |                  |         |          |
| Whiting....."               |               |       |          | 48               | 288     | 48       |
| Halibut....."               |               |       |          | 30,292           | 368,264 | 30,292   |
| "  used fresh....."         |               |       |          |                  |         |          |
| "  canned.....Cases         |               |       |          |                  |         |          |
| "  smoked.....Cwts.         |               |       |          |                  |         |          |
| Flounders, Brill, etc....." |               |       |          | 589              | 2,573   | 589      |
| Skate....."                 | 10            | 15    | 10       | 315              | 1,189   | 315      |
| Soles....."                 |               |       |          | 1,770            | 10,631  | 1,770    |
| Herring....."               | 7,810         | 4,919 |          | 522,293          | 262,576 |          |
| "  used fresh....."         |               |       | 7,568    |                  |         | 5,030    |
| "  canned.....Cases         |               |       |          |                  |         |          |
| "  smoked.....Cwts.         |               |       |          |                  |         | 243      |
| "  dry-salted....."         |               |       |          |                  |         | 366,776  |
| "  pickled.....Bbbs.        |               |       |          |                  |         |          |
| "  used as bait....."       |               |       | 120      |                  |         | 9,152    |
| "  fertilizer....."         |               |       |          |                  |         | 20,000   |
| Mackerel.....Cwts.          |               |       |          |                  |         |          |
| "  used fresh....."         |               |       |          |                  |         |          |
| "  canned.....Cases         |               |       |          |                  |         |          |
| "  salfed.....Bbbs.         |               |       |          |                  |         |          |
| Sardines....."              |               |       |          |                  |         |          |
| "  sold fresh.....Bbbs.     |               |       |          |                  |         |          |
| "  canned.....Cases         |               |       |          |                  |         |          |
| Pilchards.....Cwts.         |               |       |          | 5                | 50      | 5        |
| "  used fresh....."         |               |       |          |                  |         |          |
| "  canned.....Cases         |               |       |          |                  |         |          |
| "  smoked.....Cwts.         |               |       |          |                  |         |          |
| "  used as bait.....Bbbs.   |               |       |          |                  |         |          |
| "  salted....."             |               |       |          |                  |         |          |
| Alewives.....Cwts.          |               |       |          |                  |         |          |
| "  used fresh....."         |               |       |          |                  |         |          |
| "  smoked....."             |               |       |          |                  |         |          |
| "  salted.....Bbbs.         |               |       |          |                  |         |          |

RETURN showing, by Provinces, the Quantities and Values of all Sea Fish caught and landed in a GREEN STATE, and the estimated proportion of the catch MARKETED, or intended to be marketed, in a fresh, pickled, canned, etc., state, during the three months ended March 31, 1927.

| KINDS OF FISH             | NEW BRUNSWICK |        |          | BRITISH COLUMBIA |         |          |
|---------------------------|---------------|--------|----------|------------------|---------|----------|
|                           | Caught Fresh  |        | Marketed | Caught Fresh     |         | Marketed |
|                           | Quantity      | Value  | Quantity | Quantity         | Value   | Quantity |
| Salmon.....               |               | \$     |          |                  | \$      |          |
| " used fresh.....         | Cwts.         |        |          | 4,853            | 76,074  |          |
| " canned.....             | Cases         |        |          |                  |         | 4,853    |
| " smoked.....             | Cwts.         |        |          |                  |         |          |
| " dry-salted.....         | "             |        |          |                  |         |          |
| " mild cured.....         | "             |        |          |                  |         |          |
| " pickled.....            | "             |        |          |                  |         |          |
| Shad.....                 | "             |        |          |                  |         |          |
| " used fresh.....         | "             |        |          |                  |         |          |
| " salted.....             | Bbls.         |        |          |                  |         |          |
| Smelts.....               | Cwts.         | 30,435 | 286,080  | 30,435           | 486     | 7,063    |
| Albacore.....             | "             |        |          |                  |         | 486      |
| " used fresh.....         | "             |        |          |                  |         |          |
| " canned.....             | Cases         |        |          |                  |         |          |
| Caplin, used as bait..... | Bbls.         |        |          |                  |         |          |
| Octopus.....              | Cwts.         |        |          |                  | 93      | 682      |
| Oulachons.....            | "             |        |          |                  | 200     | 1,000    |
| Squid, used as bait.....  | Bbls.         |        |          |                  |         | 200      |
| Swordfish.....            | Cwts.         |        |          |                  |         |          |
| Tom Cod.....              | "             | 13,774 | 24,968   | 13,774           |         |          |
| Clams and Quahaugs.....   | Bbls.         | 8,665  | 13,227   |                  | 2,508   | 11,507   |
| " used fresh.....         | "             |        |          | 3,757            |         | 1,307    |
| " canned.....             | Cases         |        |          | 4,604            |         | 1,201    |
| Scallops.....             | Bbls.         |        |          |                  |         |          |
| " shelled.....            | Bbls.         |        |          |                  |         |          |
| " canned.....             | Gals.         |        |          |                  |         |          |
| Crabs.....                | Cases         |        |          |                  |         |          |
| Lobsters.....             | Cwts.         |        |          | 1,427            | 8,092   | 1,427    |
| " shipped in shell.....   | Cwts.         | 644    | 28,628   |                  |         |          |
| " canned.....             | Cases         |        |          | 644              |         |          |
| " tomalley.....           | "             |        |          |                  |         |          |
| Oysters.....              | Bbls.         | 526    | 3,682    | 526              | 813     | 11,671   |
| Shrimps.....              | Cwts.         |        |          |                  | 217     | 3,460    |
| Winkles.....              | "             | 10     | 25       | 10               |         | 217      |
| Cockles.....              | "             |        |          |                  |         |          |
| Mussels.....              | "             |        |          |                  |         |          |
| Catfish.....              | "             |        |          |                  |         |          |
| Ling Cod.....             | "             |        |          |                  | 1,714   | 16,157   |
| " , used fresh.....       | "             |        |          |                  |         | 1,714    |
| Total value.....          |               |        | 363,938  |                  | 817,644 |          |

SUMMARY of the Quantities and Values of all Sea Fish caught and landed in a Fresh or Green State; and an estimate of the Quantities Marketed, or intended to be marketed, fresh, dried, pickled, canned, etc., in the WHOLE OF CANADA, for the THREE MONTHS ended MARCH 31, 1927.

TOTALS  
for the THREE MONTHS  
ended MARCH 31, 1926.

| KINDS OF FISH              | Caught Fresh |         | Marketed | Caught Fresh |         | Marketed |
|----------------------------|--------------|---------|----------|--------------|---------|----------|
|                            | Quantity     | Value   |          | Quantity     | Value   |          |
|                            |              | \$      |          |              | \$      |          |
| Cod.....                   | Cwts.        | 87,807  | 216,787  | 80,552       | 208,885 |          |
| " used fresh.....          | "            |         |          | 51,525       |         | 39,432   |
| " canned.....              | Cases        |         |          | 282          |         | 125      |
| " green-salted.....        | Cwts.        |         |          | 2,020        |         | 689      |
| " smoked.....              | "            |         |          | 194          |         |          |
| " smoked fillets.....      | "            |         |          | 10,038       |         | 13,151   |
| " boneless.....            | "            |         |          |              |         |          |
| " dried.....               | "            |         |          | 430          |         | 30       |
| Black Cod.....             | "            | 142     | 737      |              | 667     | 5,577    |
| " used fresh.....          | "            |         |          | 142          |         | 667      |
| " green-salted.....        | "            |         |          |              |         |          |
| " smoked.....              | "            |         |          |              |         |          |
| " dried.....               | "            |         |          |              |         |          |
| Red and Rock Cod, etc..... | "            | 562     | 2,874    |              | 3,201   | 24,774   |
| " used fresh.....          | "            |         |          | 562          |         | 3,201    |
| " green-salted.....        | "            |         |          |              |         |          |
| " smoked.....              | "            |         |          |              |         |          |
| Haddock.....               | "            | 88,034  | 189,129  |              | 72,555  | 183,055  |
| " used fresh.....          | "            |         |          | 58,342       |         | 43,832   |
| " canned.....              | Cases        |         |          | 563          |         | 280      |
| " smoked.....              | Cwts.        |         |          | 6,582        |         | 9,153    |
| " green-salted.....        | "            |         |          | 2            |         |          |
| " smoked fillets.....      | "            |         |          | 4,914        |         | 3,322    |
| " dried.....               | "            |         |          | 294          |         |          |
| Hake and Cusk.....         | "            | 1,517   | 1,895    |              | 789     | 1,257    |
| " used fresh.....          | "            |         |          | 507          |         | 230      |
| " green-salted.....        | Cwts.        |         |          | 316          |         | 122      |
| " smoked.....              | "            |         |          | 60           |         |          |
| " smoked fillets.....      | "            |         |          | 81           |         | 104      |
| " dried.....               | "            |         |          | 5            |         |          |
| Pollock.....               | "            | 2,827   | 3,302    |              | 5,832   | 7,893    |
| " used fresh.....          | "            |         |          | 1,281        |         | 4,402    |
| " green-salted.....        | "            |         |          | 205          |         | 239      |
| " smoked fillets.....      | "            |         |          | 280          |         | 318      |
| " dried.....               | "            |         |          | 99           |         |          |
| Whiting.....               | "            | 48      | 288      |              | 31      | 137      |
| Halibut.....               | "            | 32,986  | 414,688  |              | 40,586  | 518,007  |
| " used fresh.....          | "            |         |          | 32,986       |         | 40,586   |
| " canned.....              | Cases        |         |          |              |         |          |
| " smoked.....              | Cwts.        |         |          |              |         |          |
| Flounders, Brill, etc..... | "            | 4,285   | 9,950    | 4,285        | 3,476   | 7,228    |
| Skate.....                 | "            | 5,462   | 6,341    | 5,462        | 4,473   | 7,173    |
| Soles.....                 | "            | 2,234   | 11,559   | 2,234        | 1,494   | 8,665    |
| Herring.....               | "            | 530,103 | 267,495  |              | 755,335 | 593,647  |
| " used fresh.....          | "            |         |          | 12,598       |         | 15,574   |
| " canned.....              | Cases        |         |          |              |         |          |
| " smoked.....              | Cwts.        |         |          | 243          |         | 341      |
| " dry-salted.....          | "            |         |          | 366,776      |         | 587,536  |
| " pickled.....             | Bbbs.        |         |          |              |         | 99       |
| " used as bait.....        | "            |         |          | 9,272        |         | 2,182    |
| " fertilizer.....          | "            |         |          | 20,000       |         |          |
| Mackerel.....              | Cwts.        |         |          |              |         |          |
| " used fresh.....          | "            |         |          |              |         |          |
| " canned.....              | Cases        |         |          |              |         |          |
| " salted.....              | Bbbs.        |         |          |              |         |          |
| Sardines.....              | "            |         |          |              |         |          |
| " sold fresh.....          | Bbbs.        |         |          |              |         |          |
| " canned.....              | Cases        |         |          |              |         |          |
| Pilchards.....             | Cwts.        | 5       | 50       |              | 1       | 13       |
| " used fresh.....          | "            |         |          | 5            |         | 1        |
| " canned.....              | Cases        |         |          |              |         |          |
| " smoked.....              | Cwts.        |         |          |              |         |          |
| " used as bait.....        | Bbbs.        |         |          |              |         |          |
| " salted.....              | "            |         |          |              |         |          |

SUMMARY of the Quantities and Values of all Sea Fish caught and landed in a Fresh or Green State; and an estimate of the Quantities Marketed, or intended to be marketed, fresh, dried, pickled, canned, etc., in the WHOLE OF CANADA, for the THREE MONTHS ended MARCH 31, 1927.

TOTALS  
for the THREE MONTHS  
ended MARCH 31, 1926.

| KINDS OF FISH                  | Caught Fresh |           | Marketed | Caught Fresh |           | Marketed |
|--------------------------------|--------------|-----------|----------|--------------|-----------|----------|
|                                | Quantity     | Value     | Quantity | Quantity     | Value     | Quantity |
|                                |              | \$        |          |              | \$        |          |
| Alewives.....Cwts.             |              |           |          | 25           | 125       |          |
| "  used fresh....."            |              |           |          |              |           | 25       |
| "  smoked....."                |              |           |          |              |           |          |
| "  salted.....Bbls.            |              |           |          |              |           |          |
| Salmon.....Cwts.               | 4,854        | 76,139    |          | 6,636        | 99,003    |          |
| "  used fresh....."            |              |           | 4,854    |              |           | 6,636    |
| "  canned.....Cases            |              |           |          |              |           |          |
| "  smoked.....Cwts.            |              |           |          |              |           |          |
| "  dry-salted....."            |              |           |          |              |           |          |
| "  mild cured....."            |              |           |          |              |           |          |
| "  pickled....."               |              |           |          |              |           |          |
| Shad....."                     |              |           |          |              |           |          |
| "  used fresh....."            |              |           |          |              |           |          |
| "  salted.....Bbls.            |              |           |          |              |           |          |
| Smelts.....Cwts.               | 37,678       | 348,016   | 37,678   | 42,571       | 338,659   | 42,571   |
| Albacore....."                 |              |           |          |              |           |          |
| "  used fresh....."            |              |           |          |              |           |          |
| "  canned.....Cases            |              |           |          |              |           |          |
| Caplin, used as bait.....Bbls. | 133          | 399       | 133      | 89           | 267       | 89       |
| Octopus.....Cwts.              | 93           | 682       | 93       | 151          | 924       | 151      |
| Oulachons....."                | 200          | 1,000     | 200      | 25           | 125       | 25       |
| Squid, used as bait.....Bbls.  |              |           |          |              |           |          |
| Swordfish.....Cwts.            |              |           |          |              |           |          |
| Tom Cod....."                  | 14,860       | 27,153    | 14,860   | 11,292       | 15,802    | 11,292   |
| Clams and Quahaugs.....Bbls.   | 12,371       | 26,742    |          | 10,254       | 25,030    |          |
| "  used fresh....."            |              |           | 5,736    |              |           | 4,967    |
| "  canned.....Cases            |              |           | 6,394    |              |           | 5,215    |
| Scallops.....Bbls.             | 7,141        | 48,091    |          | 2,650        | 19,990    |          |
| "  shelled.....Gals.           |              |           | 14,178   |              |           | 5,300    |
| "  canned.....Cases            |              |           | 43       |              |           |          |
| Crabs.....Cwts.                | 1,427        | 8,092     | 1,427    | 1,839        | 9,858     | 1,839    |
| Lobsters.....Cwts.             | 12,232       | 281,760   |          | 8,197        | 220,909   |          |
| "  shipped in shell....."      |              |           | 8,042    |              |           | 5,902    |
| "  canned.....Cases            |              |           | 2,095    |              |           | 1,147    |
| "  tomalley....."              |              |           | 28       |              |           | 11       |
| Oysters.....Bbls.              | 1,339        | 15,353    | 1,339    | 1,618        | 18,269    | 1,618    |
| Shrimps.....Cwts.              | 217          | 3,460     | 217      | 149          | 2,083     | 149      |
| Winkles....."                  | 801          | 1,582     | 801      | 345          | 629       | 345      |
| Cockles....."                  |              |           |          |              |           |          |
| Mussels....."                  |              |           |          |              |           |          |
| Catfish....."                  | 4,196        | 4,196     | 4,196    | 1,217        | 1,457     | 1,217    |
| Ling Cod....."                 | 1,714        | 16,157    |          |              |           |          |
| "  used fresh....."            |              |           | 1,714    |              |           |          |
| Total value.....               |              | 1,983,920 |          |              | 2,319,441 |          |

## UNITED STATES

## ATLANTIC COAST

(From reports of the Bureau of Fisheries, Department of Commerce.)

The quantities of the chief kinds of fish landed at Boston and Gloucester, Mass., and Portland, Maine, by United States fishing vessels during the two months ended February 28, 1927, and those landed during the corresponding period in the preceding year were as follows:—

| Kinds of Fish                              | 1927    | 1926    |
|--|---------|---------|
|  | Cwts.   | Cwts.   |
| Cod, fresh.....                            | 110,678 | 94,573  |
| “ salted.....                              | 9       |         |
| Cusk, fresh.....                           | 4,360   | 5,035   |
| “ salted.....                              |         |         |
| Haddock, fresh.....                        | 216,451 | 144,620 |
| “ salted.....                              |         |         |
| Hake, fresh.....                           | 5,823   | 3,997   |
| “ salted.....                              |         |         |
| Pollock, fresh.....                        | 10,556  | 7,176   |
| “ salted.....                              |         |         |
| Halibut, fresh.....                        | 1,596   | 785     |
| “ salted.....                              |         |         |
| Other fish, fresh (including Herring)..... | 18,000  | 19,485  |
| “ salted.....                              | 16,965  |         |

## PACIFIC COAST

The quantities of the chief kinds of fish landed at Seattle, Washington, by United States fishing vessels during the two months ended February 28, 1927, and those landed during the corresponding period in the preceding year, were as follows:—

| Kinds of Fish                              | 1927  | 1926  |
|--|-------|-------|
|  | Cwts. | Cwts. |
| Halibut, fresh.....                        | 192   | 200   |
| Ling Cod, fresh.....                       | 1,044 | 454   |
| TAKEN IN PUGET SOUND BY COLLECTING VESSELS |       |       |
| Herring.....                               | 3,400 | 4,550 |
| Crabs.....                                 | 300   |       |
| Trout.....                                 | 517   | 1,551 |

## ENGLAND AND WALES

(From monthly reports of the Board of Agriculture and Fisheries.)

The total quantity of fish landed in England and Wales during the two months ended February 28, 1927, was 1,414,370 cwts., valued at \$9,653,575, while that landed during the corresponding period in the preceding year was 1,461,897 cwts., valued at \$10,531,170.

The value of shellfish is included, but the weight is not.

The quantities of the chief kinds landed during the two months this year, and those landed during the corresponding period last year, were as follows:—

| Kinds of Fish                | 1927      | 1926      |
|------------------------------|-----------|-----------|
|                              | Cwts.     | Cwts.     |
| Cod.....                     | 465,954   | 463,478   |
| Haddock.....                 | 220,286   | 274,014   |
| Hake.....                    | 105,694   | 109,189   |
| Ling.....                    | 15,378    | 11,150    |
| Saith (Coalfish).....        | 41,364    | 37,590    |
| Halibut.....                 | 11,931    | 12,500    |
| Skate.....                   | 67,032    | 59,862    |
| Whiting.....                 | 69,364    | 60,790    |
| Soles, Brill and Turbot..... | 22,112    | 15,747    |
| Plaice.....                  | 112,026   | 102,960   |
| Herring.....                 | 45,502    | 96,592    |
| Mackerel.....                | 5,405     | 10,852    |
| Lobsters (Number).....       | 41,000    | 16,500    |
| Oysters ".....               | 2,038,500 | 4,086,800 |

## SCOTLAND

(From monthly reports of the Fishery Board.)

The total quantity of fish landed in Scotland during the two months ended February 28 1927, was 1,044,216 cwts., valued at \$3,039,560, while that landed during the corresponding period in the preceding year was 695,851 cwts., valued at \$3,105,500.

The value of shellfish is included, but the weight is not.

The quantities of the chief kinds landed during the two months this year, and those landed during the corresponding period last year, were as follows:—

| Kinds of Fish          | 1927    | 1926    |
|------------------------|---------|---------|
|                        | Cwts.   | Cwts.   |
| Cod.....               | 141,155 | 108,495 |
| Haddock.....           | 166,331 | 172,499 |
| Hake.....              | 2,969   | 2,202   |
| Saith (Coalfish).....  | 17,812  | 23,969  |
| Ling.....              | 9,114   | 7,509   |
| Halibut.....           | 1,323   | 1,743   |
| Plaice.....            | 9,441   | 7,928   |
| Skate.....             | 22,201  | 23,564  |
| Herring.....           | 596,348 | 237,266 |
| Mackerel.....          | 19      | 35      |
| Lobsters (Number)..... | 84,302  | 102,740 |
| Oysters ".....         | 8,740   | 22,730  |

## IRELAND

(FREE STATE)

(From monthly reports of the Department of Fisheries.)

The total quantity of fish landed in Ireland (Free State) during the two months ended February 28, 1927, was 55,538 cwts., valued at \$205,010; while that landed during the corresponding period in the preceding year was 60,305 cwts., valued at \$190,830.

The value of shellfish is included, but the weight is not.

The quantities of the chief kinds landed during the two months this year, and those landed during the corresponding period last year, were as follows:—

| Kinds of Fish                | 1927   | 1926   |
|------------------------------|--------|--------|
|                              | Cwts.  | Cwts.  |
| Cod.....                     | 5,228  | 5,458  |
| Haddock.....                 | 765    | 474    |
| Hake.....                    | 343    | 107    |
| Ling.....                    | 76     | 45     |
| Soles, Brill and Turbot..... | 196    | 188    |
| Plaice.....                  | 2,528  | 1,244  |
| Skate.....                   | 680    | 680    |
| Herring.....                 | 40,538 | 48,200 |
| Mackerel.....                | 549    | 77     |
| Lobsters (Number).....       | 3,936  | 5,230  |
| Oysters ".....               | 28,740 | 21,880 |





54275  
Jan.-June, 1927

MARINE AND FISHERIES DEPARTMENT  
FISHERIES BRANCH  
CANADA

QUARTERLY BULLETIN

OF

SEA FISHERY STATISTICS

The values herein shown are based on the prices of the various kinds when first brought to land by the fisherman. The prices contained in the Quarterly Bulletin are subject to revision and change before publication in the Annual Statistical Report.

J. J. COVENEY  
Chief of Fisheries Statistics

PERIOD: JANUARY-JUNE, 1927

OTTAWA, JUNE, 1927

ISSUED BY THE AUTHORITY OF THE MINISTER  
HON. P. J. A. CARDIN

FISHERIES' LIBRARY

OTTAWA  
F. A. ACLAND  
PRINTER TO THE KING'S MOST EXCELLENT MAJESTY  
1927

## NOTE

The values herein shown are based on the prices of the various kinds when first brought to land by the fishermen. The figures contained in the Quarterly Bulletins are subject to revision and change before publication in the Annual Statistical Report.

J. J. COWIE,  
*Chief Statistical Officer*

OTTAWA. JULY, 1927.

RETURN showing, by Provinces, the Quantities and Values of all Sea Fish caught and landed in a GREEN STATE, and the estimated proportion of the catch MARKETED, or intended to be marketed, in a fresh, pickled, canned, etc., state, during the six months ended June 30, 1927

| KINDS OF FISH              | NOVA SCOTIA  |         |          | P. E. ISLAND |        |          |
|----------------------------|--------------|---------|----------|--------------|--------|----------|
|                            | Caught Fresh |         | Marketed | Caught Fresh |        | Marketed |
|                            | Quantity     | Value   | Quantity | Quantity     | Value  | Quantity |
|                            |              | \$      |          |              |        |          |
| Cod.....                   | Cwts.        | 452,913 | 848,018  |              | 5,780  | 11,054   |
| " used fresh.....          | "            |         |          | 70,691       |        | 1,325    |
| " canned.....              | Cases        |         |          | 941          |        |          |
| " green-salted.....        | Cwts.        |         |          | 26,457       |        | 2,197    |
| " smoked.....              | "            |         |          | 194          |        |          |
| " smoked fillets.....      | "            |         |          | 12,788       |        |          |
| " boneless.....            | "            |         |          | 703          |        |          |
| " dried.....               | "            |         |          | 95,646       |        | 20       |
| Black Cod.....             | "            |         |          |              |        |          |
| " used fresh.....          | "            |         |          |              |        |          |
| " green-salted.....        | "            |         |          |              |        |          |
| " smoked.....              | "            |         |          |              |        |          |
| " dried.....               | "            |         |          |              |        |          |
| Red and Rock Cod, etc..... | "            |         |          |              |        |          |
| " used fresh.....          | "            |         |          |              |        |          |
| " green-salted.....        | "            |         |          |              |        |          |
| " smoked.....              | "            |         |          |              |        |          |
| Haddock.....               | "            | 197,204 | 333,260  |              | 50     | 150      |
| " used fresh.....          | "            |         |          | 116,721      |        | 50       |
| " canned.....              | Cases        |         |          | 6,194        |        |          |
| " smoked.....              | Cwts.        |         |          | 12,234       |        |          |
| " green-salted.....        | "            |         |          | 3,133        |        |          |
| " smoked fillets.....      | "            |         |          | 7,150        |        |          |
| " dried.....               | "            |         |          | 6,141        |        |          |
| Hake and Cusk.....         | "            | 18,890  | 16,382   |              | 754    | 796      |
| " used fresh.....          | "            |         |          | 922          |        | 20       |
| " green-salted.....        | "            |         |          | 7,769        |        | 345      |
| " smoked.....              | "            |         |          | 60           |        |          |
| " smoked fillets.....      | "            |         |          | 86           |        |          |
| " dried.....               | "            |         |          | 683          |        | 15       |
| Pollock.....               | "            | 14,091  | 12,830   |              |        |          |
| " used fresh.....          | "            |         |          | 4,520        |        |          |
| " green-salted.....        | "            |         |          | 3,083        |        |          |
| " smoked fillets.....      | "            |         |          | 280          |        |          |
| " dried.....               | "            |         |          | 855          |        |          |
| Whiting.....               | "            |         |          |              |        |          |
| Halibut.....               | "            | 16,060  | 212,485  |              |        |          |
| " used fresh.....          | "            |         |          | 16,058       |        |          |
| " canned.....              | Cases        |         |          | 4            |        |          |
| " smoked.....              | Cwts.        |         |          |              |        |          |
| Flounders, Brill, etc..... | "            | 6,927   | 12,327   | 6,927        |        |          |
| Skate.....                 | "            | 5,186   | 5,186    | 5,186        |        |          |
| Soles.....                 | "            | 2,172   | 2,668    | 2,172        |        |          |
| Herring.....               | "            | 54,907  | 59,416   |              | 29,882 | 42,159   |
| " used fresh.....          | "            |         |          | 12,886       |        | 2,327    |
| " canned.....              | Cases        |         |          | 33           |        |          |
| " smoked.....              | Cwts.        |         |          | 1,485        |        |          |
| " dry-salted.....          | "            |         |          |              |        |          |
| " pickled.....             | Bbls.        |         |          | 334          |        |          |
| " used as bait.....        | "            |         |          | 18,946       |        | 13,778   |
| " fertilizer.....          | "            |         |          | 40           |        |          |
| Mackerel.....              | Cwts.        | 43,232  | 97,674   |              | 1,515  | 4,132    |
| " used fresh.....          | "            |         |          | 5,343        |        | 809      |
| " canned.....              | Cases        |         |          |              |        | 100      |
| " salted.....              | Bbls.        |         |          | 12,629       |        | 212      |
| Sardines.....              | "            |         |          |              |        |          |
| " sold fresh.....          | Bbls.        |         |          |              |        |          |
| " canned.....              | Cases        |         |          |              |        |          |
| Pilchards.....             | Cwts.        |         |          |              |        |          |
| " used fresh.....          | "            |         |          |              |        |          |
| " canned.....              | Cases        |         |          |              |        |          |
| " smoked.....              | Cwts.        |         |          |              |        |          |
| " used as bait.....        | Bbls.        |         |          |              |        |          |
| " salted.....              | "            |         |          |              |        |          |
| Alewives.....              | Cwts.        | 13,653  | 13,656   |              |        |          |
| " used fresh.....          | "            |         |          | 6,650        |        |          |
| " smoked.....              | "            |         |          | 658          |        |          |
| " salted.....              | Bbls.        |         |          | 1,895        |        |          |

RETURN showing, by Provinces, the Quantities and Values of all Sea Fish caught and landed in a GREEN STATE, and the estimated proportion of the catch MARKETED, or intended to be marketed, in a fresh, pickled, canned, etc., state, during the six months ended June 30, 1927.

| KINDS OF FISH                   | NOVA SCOTIA  |           |          | P. E. ISLAND |         |          |
|---------------------------------|--------------|-----------|----------|--------------|---------|----------|
|                                 | Caught Fresh |           | Marketed | Caught Fresh |         | Marketed |
|                                 | Quantity     | Value     | Quantity | Quantity     | Value   | Quantity |
|                                 |              | \$        |          |              | \$      |          |
| Salmon..... Cwts.               | 4,029        | 62,574    |          |              |         |          |
| " used fresh..... "             |              |           | 3,909    |              |         |          |
| " canned..... Cases             |              |           |          |              |         |          |
| " smoked..... Cwts.             |              |           | 66       |              |         |          |
| " dry-salted..... "             |              |           |          |              |         |          |
| " mild cured..... "             |              |           |          |              |         |          |
| " pickled..... "                |              |           |          |              |         |          |
| Shad..... "                     | 109          | 1,231     |          |              |         |          |
| " used fresh..... "             |              |           | 109      |              |         |          |
| " salted..... Bbls.             |              |           |          |              |         |          |
| Smelts..... Cwts.               | 3,303        | 38,075    | 3,303    | 3,454        | 16,798  | 3,454    |
| Albacore..... "                 |              |           |          |              |         |          |
| " used fresh..... "             |              |           |          |              |         |          |
| " canned..... Cases             |              |           |          |              |         |          |
| Caplin, used as bait..... Bbls. |              |           |          | 133          | 399     | 133      |
| Octopus..... Cwts.              |              |           |          |              |         |          |
| Oulachons..... "                |              |           |          |              |         |          |
| Squid, used as bait..... Bbls.  | 90           | 220       | 90       |              |         |          |
| Swordfish..... Cwts.            |              |           |          |              |         |          |
| Tom Cod..... "                  | 32           | 32        | 32       | 1,074        | 2,173   | 1,074    |
| Clams and Quahaugs..... Bbls.   | 3,083        | 5,048     |          | 19           | 19      |          |
| " used fresh..... "             |              |           | 1,309    |              |         | 10       |
| " canned..... Cases             |              |           | 2,009    |              |         | 9        |
| Scallops..... Bbls.             | 17,912       | 102,874   |          |              |         |          |
| " shelled..... Gals.            |              |           | 35,293   |              |         |          |
| " canned..... Cases             |              |           | 145      |              |         |          |
| Crabs..... Cwts.                |              |           |          |              |         |          |
| Lobsters..... Cwts.             | 169,042      | 2,317,040 |          | 56,237       | 504,152 |          |
| " shipped in shell..... "       |              |           | 61,656   |              |         | 327      |
| " canned..... Cases             |              |           | 53,970   |              |         | 27,122   |
| " tomatley..... "               |              |           | 1,530    |              |         | 519      |
| Oysters..... Bbls.              |              |           |          |              |         |          |
| Shrimps..... Cwts.              |              |           |          |              |         |          |
| Winkles..... "                  | 994          | 1,963     | 994      |              |         |          |
| Cockles..... "                  |              |           |          |              |         |          |
| Mussels..... "                  |              |           |          |              |         |          |
| Catfish..... "                  | 4,645        | 4,505     | 4,645    |              |         |          |
| Ling Cod..... "                 |              |           |          |              |         |          |
| " , used fresh..... "           |              |           |          |              |         |          |
| Total value.....                |              | 4,147,464 |          |              | 581,832 |          |

RETURN showing, by Provinces, the Quantities and Values of all Sea Fish caught and landed in a GREEN STATE, and the estimated proportion of the catch MARKETED, or intended to be marketed, in a fresh, pickled, canned, etc., state, during the six months ended June 30, 1927.

| KINDS OF FISH               | NEW BRUNSWICK |         |          | QUEBEC       |        |          |
|-----------------------------|---------------|---------|----------|--------------|--------|----------|
|                             | Caught Fresh  |         | Marketed | Caught Fresh |        | Marketed |
|                             | Quantity      | Value   | Quantity | Quantity     | Value  | Quantity |
|                             |               | \$      |          |              | \$     |          |
| Cod.....Cwts.               | 58,201        | 91,899  |          | 40,134       | 67,595 |          |
| " used fresh.....Cwts.      |               |         | 5,685    |              |        | 52       |
| " canned.....Cases          |               |         |          |              |        |          |
| " green-salted.....Cwts.    |               |         | 1,180    |              |        | 5,602    |
| " smoked....."              |               |         |          |              |        |          |
| " smoked fillets....."      |               |         |          |              |        |          |
| " boneless....."            |               |         |          |              |        | 780      |
| " dried....."               |               |         | 16,716   |              |        | 8,845    |
| Black Cod....."             |               |         |          |              |        |          |
| " used fresh....."          |               |         |          |              |        |          |
| " green-salted....."        |               |         |          |              |        |          |
| " smoked....."              |               |         |          |              |        |          |
| " dried....."               |               |         |          |              |        |          |
| Red and Rock Cod, etc....." |               |         |          |              |        |          |
| " used fresh....."          |               |         |          |              |        |          |
| " green-salted....."        |               |         |          |              |        |          |
| " smoked....."              |               |         |          |              |        |          |
| " dried....."               |               |         |          |              |        |          |
| Haddock....."               | 6,629         | 8,793   |          |              |        |          |
| " used fresh....."          |               |         | 5,813    |              |        |          |
| " canned.....Cases          |               |         |          |              |        |          |
| " smoked.....Cwts.          |               |         |          |              |        |          |
| " green-salted....."        |               |         |          |              |        |          |
| " smoked fillets....."      |               |         |          |              |        |          |
| " dried....."               |               |         | 272      |              |        |          |
| Hake and Cusk....."         | 4,869         | 2,436   |          |              |        |          |
| " used fresh....."          |               |         | 10       |              |        |          |
| " green-salted....."        |               |         | 1,234    |              |        |          |
| " smoked....."              |               |         |          |              |        |          |
| " smoked fillets....."      |               |         |          |              |        |          |
| " dried....."               |               |         | 797      |              |        |          |
| Pollock....."               | 196           | 196     |          |              |        |          |
| " used fresh....."          |               |         | 196      |              |        |          |
| " green-salted....."        |               |         |          |              |        |          |
| " smoked fillets....."      |               |         |          |              |        |          |
| " dried....."               |               |         |          |              |        |          |
| Whiting....."               |               |         |          |              |        |          |
| Halibut....."               | 56            | 1,101   |          | 49           | 992    |          |
| " used fresh....."          |               |         | 56       |              |        | 49       |
| " canned.....Cases          |               |         |          |              |        |          |
| " smoked.....Cwts.          |               |         |          |              |        |          |
| Flounders, Brill, etc....." | 467           | 1,032   | 467      |              |        |          |
| Skate....."                 | 35            | 52      | 35       |              |        |          |
| Soles....."                 |               |         |          |              |        |          |
| Herring....."               | 210,789       | 121,439 |          | 178,300      | 54,225 |          |
| " used fresh....."          |               |         | 31,253   |              |        | 3,151    |
| " canned.....Cases          |               |         |          |              |        |          |
| " smoked.....Cwts.          |               |         | 4,300    |              |        | 12,310   |
| " dry-salted....."          |               |         |          |              |        |          |
| " pickled.....Bbls.         |               |         | 958      |              |        | 2,034    |
| " used as bait....."        |               |         | 21,976   |              |        | 30,222   |
| " fertilizer....."          |               |         | 62,053   |              |        | 42,027   |
| Mackerel.....Cwts.          | 4,524         | 10,108  |          | 54,130       | 81,650 |          |
| " used fresh....."          |               |         | 4,524    |              |        | 130      |
| " canned.....Cases          |               |         |          |              |        |          |
| " salted.....Bbls.          |               |         |          |              |        | 18,000   |
| Sardines....."              | 21,691        | 18,623  |          |              |        |          |
| " sold fresh.....Bbls.      |               |         | 2,134    |              |        |          |
| " canned.....Cases          |               |         | 92,084   |              |        |          |
| Pilchards.....Cwts.         |               |         |          |              |        |          |
| " used fresh....."          |               |         |          |              |        |          |
| " canned.....Cases          |               |         |          |              |        |          |
| " smoked.....Cwts.          |               |         |          |              |        |          |
| " used as bait.....Bbls.    |               |         |          |              |        |          |
| " salted....."              |               |         |          |              |        |          |
| Alewives.....Cwts.          | 27,200        | 20,022  |          |              |        |          |
| " used fresh....."          |               |         | 4,645    |              |        |          |
| " smoked....."              |               |         | 215      |              |        |          |
| " salted.....Bbls.          |               |         | 7,375    |              |        |          |

RETURN showing, by Provinces, the Quantities and Values of all Sea Fish caught and landed in a GREEN STATE, and the estimated proportion of the catch MARKETED, or intended to be marketed, in a fresh, pickled, canned, etc., state, during the six months ended June 30, 1927.

| KINDS OF FISH             | NEW BRUNSWICK |        |            | QUEBEC       |         |          |
|---------------------------|---------------|--------|------------|--------------|---------|----------|
|                           | Caught Fresh  |        | Marketed   | Caught Fresh |         | Marketed |
|                           | Quantity      | Value  | Quantity   | Quantity     | Value   | Quantity |
| Salmon.....               | Cwts.         | 13,529 | \$ 182,467 | 2,795        | 30,696  | 2,665    |
| " used fresh.....         | "             |        |            |              |         | 155      |
| " canned.....             | Cases         |        |            |              |         |          |
| " smoked.....             | Cwts.         |        |            |              |         |          |
| " dry-salted.....         | "             |        |            |              |         |          |
| " mild cured.....         | "             |        |            |              |         |          |
| " pickled.....            | "             |        |            |              |         |          |
| Shad.....                 | "             | 2,323  | 16,565     | 18           | 96      | 18       |
| " used fresh.....         | "             |        |            |              |         |          |
| " salted.....             | Bbbs.         |        |            |              |         |          |
| Smelts.....               | Cwts.         | 30,435 | 286,080    | 1            | 10      | 1        |
| Albacore.....             | "             |        |            |              |         |          |
| " used fresh.....         | "             |        |            |              |         |          |
| " canned.....             | Cases         |        |            |              |         |          |
| Caplin, used as bait..... | Bbbs.         |        |            | 205          | 305     | 205      |
| Octopus.....              | Cwts.         |        |            |              |         |          |
| Oulachons.....            | "             |        |            |              |         |          |
| Squid, used as bait.....  | Bbbs.         |        |            |              |         |          |
| Swordfish.....            | Cwts.         |        |            |              |         |          |
| Tom Cod.....              | "             | 13,774 | 24,968     | 6            | 9       | 6        |
| Clams and Quahaugs.....   | Bbbs.         | 19,694 | 32,298     | 311          | 1,811   | 311      |
| " used fresh.....         | "             |        |            |              |         |          |
| " canned.....             | Cases         |        |            |              |         |          |
| Scallops.....             | Bbbs.         |        |            | 200          | 600     | 400      |
| " shelled.....            | Gals.         |        |            |              |         |          |
| " canned.....             | Cases         |        |            |              |         |          |
| Crabs.....                | Cwts.         |        |            |              |         |          |
| Lobsters.....             | Cwts.         | 32,697 | 382,693    | 17,775       | 145,854 | 563      |
| " shipped in shell.....   | "             |        |            |              |         | 14,042   |
| " canned.....             | Cases         |        |            |              |         | 39       |
| " tomalley.....           | "             |        |            |              |         | 72       |
| Oysters.....              | Bbbs.         | 766    | 5,362      |              |         |          |
| Shrimps.....              | Cwts.         |        |            |              |         |          |
| Winkles.....              | "             | 240    | 539        |              |         |          |
| Cockles.....              | "             | 57     | 199        |              |         |          |
| Mussels.....              | "             |        |            |              |         |          |
| Catfish.....              | "             |        |            |              |         |          |
| Ling Cod.....             | "             |        |            |              |         |          |
| " used fresh.....         | "             |        |            |              |         |          |
| " smoked.....             | "             |        |            |              |         |          |
| Total value.....          |               |        | 1,206,872  |              | 383,843 |          |

RETURN showing, by Provinces, the Quantities and Values of all Sea Fish caught and landed in a GREEN STATE, and the estimated proportion of the catch MARKETED, or intended to be marketed, in a fresh, pickled, canned, etc., state, during the six months ended June 30, 1927.

| KINDS OF FISH              | BRITISH COLUMBIA |         |           |         |
|----------------------------|------------------|---------|-----------|---------|
|                            | Caught Fresh     |         | Marketed  |         |
|                            | Quantity         | Value   | Quantity  |         |
|                            |                  | \$      |           |         |
| Cod.....                   | Cwts.            | 8,696   | 57,444    | 8,696   |
| " used fresh.....          | "                |         |           |         |
| " canned.....              | Cases            |         |           |         |
| " green-salted.....        | "                |         |           |         |
| " smoked.....              | "                |         |           |         |
| " smoked fillets.....      | "                |         |           |         |
| " boneless.....            | "                |         |           |         |
| " dried.....               | "                |         |           |         |
| Black Cod.....             | "                | 696     | 3,882     | 610     |
| " used fresh.....          | "                |         |           |         |
| " green-salted.....        | "                |         |           |         |
| " smoked.....              | "                |         |           | 43      |
| " dried.....               | "                |         |           |         |
| Red and Rock Cod, etc..... | "                | 2,221   | 10,500    | 2,215   |
| " used fresh.....          | "                |         |           |         |
| " green-salted.....        | "                |         |           | 1       |
| " smoked.....              | "                |         |           | 2       |
| Haddock.....               | "                |         |           |         |
| " used fresh.....          | Cases            |         |           |         |
| " canned.....              | Cwts.            |         |           |         |
| " smoked.....              | "                |         |           |         |
| " green-salted.....        | "                |         |           |         |
| " smoked fillets.....      | "                |         |           |         |
| " dried.....               | "                |         |           |         |
| Hake and Cusk.....         | "                | 5       | 10        | 5       |
| " used fresh.....          | "                |         |           |         |
| " green-salted.....        | "                |         |           |         |
| " smoked.....              | "                |         |           |         |
| " smoked fillets.....      | "                |         |           |         |
| " dried.....               | "                |         |           |         |
| Pollock.....               | "                |         |           |         |
| " used fresh.....          | "                |         |           |         |
| " green-salted.....        | "                |         |           |         |
| " smoked fillets.....      | "                |         |           |         |
| " dried.....               | "                |         |           |         |
| Whiting.....               | "                | 71      | 414       | 71      |
| Halibut.....               | "                | 139,127 | 1,626,532 | 139,127 |
| " used fresh.....          | "                |         |           |         |
| " canned.....              | Cases            |         |           |         |
| " smoked.....              | Cwts.            |         |           |         |
| Flounders, Brill, etc..... | "                | 1,296   | 4,930     | 1,296   |
| Skate.....                 | "                | 551     | 1,896     | 551     |
| Soles.....                 | "                | 3,537   | 18,473    | 3,537   |
| Herring.....               | "                | 526,442 | 273,740   | 6,635   |
| " used fresh.....          | "                |         |           |         |
| " canned.....              | Cases            |         |           |         |
| " smoked.....              | Cwts.            |         |           | 265     |
| " dry-salted.....          | "                |         |           | 366,776 |
| " pickled.....             | Bbls.            |         |           |         |
| " used as bait.....        | "                |         |           | 10,272  |
| " fertilizer.....          | "                |         |           | 20,130  |
| Mackerel.....              | Cwts.            |         |           |         |
| " used fresh.....          | "                |         |           |         |
| " canned.....              | Cases            |         |           |         |
| " salted.....              | Bbls.            |         |           |         |
| Sardines.....              | "                |         |           |         |
| " sold fresh.....          | "                |         |           |         |
| " canned.....              | Cases            |         |           |         |
| Pilchards.....             | Cwts.            | 2,585   | 437       | 2,542   |
| " used fresh.....          | "                |         |           |         |
| " canned.....              | Cases            |         |           | 61      |
| " smoked.....              | Cwts.            |         |           |         |
| " used as bait.....        | Bbls.            |         |           |         |
| " salted.....              | "                |         |           |         |
| Alewives.....              | Cwts.            |         |           |         |
| " used fresh.....          | "                |         |           |         |
| " smoked.....              | "                |         |           |         |
| " salted.....              | Bbls.            |         |           |         |



RETURN showing, by Provinces, the Quantities and Values of all Sea Fish caught and landed in a GREEN STATE, and the estimated proportion of the catch MARKETED, or intended to be marketed, in a fresh, pickled, canned, etc., state, during the six months ended June 30, 1927

| KINDS OF FISH             | BRITISH COLUMBIA |        |           |        |
|---------------------------|------------------|--------|-----------|--------|
|                           | Caught Fresh     |        | Marketed  |        |
|                           | Quantity         | Value  | Quantity  |        |
| Salmon.....               | Cwts.            | 67,130 | 717,845   |        |
| " used fresh.....         | "                |        |           |        |
| " canned.....             | Cases            |        |           | 40,361 |
| " smoked.....             | Cwts.            |        |           | 20,228 |
| " dry-salted.....         | "                |        |           |        |
| " mild cured.....         | "                |        |           | 6,524  |
| " pickled.....            | "                |        |           |        |
| Shad.....                 | "                |        |           |        |
| " used fresh.....         | "                |        |           |        |
| " salted.....             | Bbls.            |        |           |        |
| Smelts.....               | Cwts.            | 718    | 10,443    | 718    |
| Albacore.....             | "                |        |           |        |
| " used fresh.....         | "                |        |           |        |
| " canned.....             | Cases            |        |           |        |
| Caplin, used as bait..... | Bbls.            |        |           |        |
| Octopus.....              | Cwts.            | 232    | 1,377     | 232    |
| Oulachons.....            | "                | 503    | 2,331     | 503    |
| Squid, used as bait.....  | Bbls.            |        |           |        |
| Swordfish.....            | Cwts.            |        |           |        |
| Tom Cod.....              | "                |        |           |        |
| Clams and Quahaugs.....   | Bbls.            | 3,310  | 15,591    |        |
| " used fresh.....         | "                |        |           | 2,109  |
| " canned.....             | Cases            |        |           | 1,201  |
| Scallops.....             | Bbls.            |        |           |        |
| " shelled.....            | Gals.            |        |           |        |
| " canned.....             | Cases            |        |           |        |
| Crabs.....                | Cwts.            | 3,243  | 17,897    | 3,243  |
| Lobsters.....             | "                |        |           |        |
| " shipped in shell.....   | "                |        |           |        |
| " canned.....             | Cases            |        |           |        |
| " tomalley.....           | "                |        |           |        |
| Oysters.....              | Bbls.            | 1,156  | 16,673    | 1,156  |
| Shrimps.....              | Cwts.            | 448    | 7,156     | 448    |
| Winkles.....              | "                |        |           |        |
| Cockles.....              | "                |        |           |        |
| Mussels.....              | "                |        |           |        |
| Catfish.....              | "                |        |           |        |
| Ling Cod.....             | "                |        |           |        |
| " used fresh.....         | "                | 16,493 | 119,330   | 16,489 |
| " smoked.....             | "                |        |           | 2      |
| Total value.....          |                  |        | 2,906,901 |        |

\*37,480 cwt. of the above catch of herring were used in the production of fish oil and meal.  
 †This quantity was used in the production of meal and oil.

SUMMARY of the Quantities and Values of all Sea Fish caught and landed in a Fresh or Green State; and an estimate of the Quantities Marketed, or intended to be marketed, fresh, dried, pickled, canned, etc., in the WHOLE OF CANADA, for the SIX MONTHS ended JUNE 30, 1927.

TOTALS  
for the SIX MONTHS  
ended JUNE 30, 1927.

| KINDS OF FISH               | Caught Fresh |           | Marketed | Caught Fresh |           | Marketed |
|-----------------------------|--------------|-----------|----------|--------------|-----------|----------|
|                             | Quantity     | Value     | Quantity | Quantity     | Value     | Quantity |
|                             |              | \$        |          |              | \$        |          |
| Cod.....Cwts.               | 565,724      | 1,076,010 |          | 705,341      | 1,445,354 |          |
| " used fresh.....           |              |           | 86,449   |              |           | 87,147   |
| " canned.....Cases          |              |           | 941      |              |           | 513      |
| " green-salted.....Cwts.    |              |           | 35,436   |              |           | 28,475   |
| " smoked....."              |              |           | 194      |              |           | 335      |
| " smoked fillets....."      |              |           | 12,788   |              |           | 29,217   |
| " boneless....."            |              |           | 1,483    |              |           | 579      |
| " dried....."               |              |           | 121,227  |              |           | 156,780  |
| Black Cod....."             | 696          | 3,882     |          | 867          | 6,466     |          |
| " used fresh....."          |              |           | 610      |              |           | 814      |
| " green-salted....."        |              |           |          |              |           | 6        |
| " smoked....."              |              |           | 43       |              |           | 20       |
| " dried....."               |              |           |          |              |           |          |
| Red and Rock Cod, etc....." | 2,221        | 10,500    |          | 5,751        | 36,284    |          |
| " used fresh....."          |              |           | 2,215    |              |           | 5,751    |
| " green-salted....."        |              |           | 1        |              |           |          |
| " smoked....."              |              |           | 2        |              |           |          |
| Haddock....."               | 203,943      | 342,203   |          | 193,128      | 375,045   |          |
| " used fresh....."          |              |           | 122,584  |              |           | 107,949  |
| " canned.....Cases          |              |           | 6,194    |              |           | 5,546    |
| " smoked.....Cwts.          |              |           | 12,234   |              |           | 17,503   |
| " green-salted....."        |              |           | 3,133    |              |           | 6,189    |
| " smoked fillets....."      |              |           | 7,150    |              |           | 6,682    |
| " dried....."               |              |           | 6,119    |              |           | 2,955    |
| Hake and Cusk....."         | 24,518       | 19,624    |          | 10,364       | 10,160    |          |
| " used fresh....."          |              |           | 957      |              |           | 1,201    |
| " green-salted.....Cwts.    |              |           | 18,380   |              |           | 3,237    |
| " smoked....."              |              |           | 60       |              |           |          |
| " smoked fillets....."      |              |           | 86       |              |           | 780      |
| " dried....."               |              |           | 1,495    |              |           | 114      |
| Pollock....."               | 14,287       | 13,026    |          | 7,098        | 15,186    |          |
| " used fresh....."          |              |           | 4,716    |              |           | 5,472    |
| " green-salted....."        |              |           | 3,083    |              |           | 2,309    |
| " smoked fillets....."      |              |           | 280      |              |           | 346      |
| " dried....."               |              |           | 855      |              |           | 601      |
| Whiting....."               | 71           | 414       | 71       | 47           | 198       | 47       |
| Halibut....."               | 156,173      | 1,841,110 |          | 152,973      | 1,926,947 |          |
| " used fresh....."          |              |           | 156,171  |              |           | 152,973  |
| " canned.....Cases          |              |           | 4        |              |           |          |
| " smoked.....Cwts.          |              |           |          |              |           |          |
| Flounders, Brill, etc....." | 8,690        | 18,289    | 8,690    | 8,457        | 17,597    | 8,457    |
| Skate....."                 | 5,772        | 7,134     | 5,772    | 12,382       | 15,565    | 12,382   |
| Soles....."                 | 5,709        | 21,141    | 5,709    | 3,903        | 17,204    | 3,903    |
| Herring....."               | 1,000,410    | 550,979   |          | 1,299,554    | 947,786   |          |
| " used fresh....."          |              |           | 56,252   |              |           | 48,184   |
| " canned.....Cases          |              |           | 33       |              |           |          |
| " smoked.....Cwts.          |              |           | 18,360   |              |           | 37,181   |
| " dry-salted....."          |              |           | 366,776  |              |           | 590,072  |
| " pickled.....Bbls.         |              |           | 3,326    |              |           | 3,735    |
| " used as bait....."        |              |           | 95,194   |              |           | 106,055  |
| " fertilizer....."          |              |           | 124,250  |              |           | 108,442  |
| Mackerel.....Cwts.          | 103,401      | 193,564   |          | 75,982       | 157,770   |          |
| " used fresh....."          |              |           | 10,806   |              |           | 34,554   |
| " canned.....Cases          |              |           | 100      |              |           |          |
| " salted.....Bbls.          |              |           | 30,841   |              |           | 13,809   |
| Sardines....."              | 21,661       | 18,623    |          | 20,746       | 39,816    |          |
| " sold fresh.....Bbls.      |              |           | 2,134    |              |           | 11,611   |
| " canned.....Cases          |              |           | 92,084   |              |           | 47,435   |
| Pilchards.....Cwts.         | 2,585        | 437       |          | 30,661       | 9,211     |          |
| " used fresh....."          |              |           | 2,542    |              |           | 30,661   |
| " canned.....Cases          |              |           | 61       |              |           |          |
| " smoked.....Cwts.          |              |           |          |              |           |          |
| " used as bait.....Bbls.    |              |           |          |              |           |          |
| " salted....."              |              |           |          |              |           |          |

SUMMARY of the Quantities and Values of all Sea Fish caught and landed in a Fresh or Green State; and an estimate of the Quantities Marketed, or intended to be marketed, fresh, dried, pickled, canned, etc., in the WHOLE OF CANADA, for the SIX MONTHS ended JUNE 30, 1927.

TOTALS  
for the SIX MONTHS  
ended JUNE 30, 1927.

| KINDS OF FISH                  | Caught Fresh |           | Marketed | Caught Fresh |           | Marketed |
|--------------------------------|--------------|-----------|----------|--------------|-----------|----------|
|                                | Quantity     | Value     | Quantity | Quantity     | Value     | Quantity |
|                                |              | \$        |          |              | \$        |          |
| Alewives.....Cwts.             | 40,853       | 33,678    |          | 67,718       | 62,562    |          |
| " used fresh....."             |              |           | 11,295   |              |           | 17,182   |
| " smoked....."                 |              |           | 873      |              |           | 791      |
| " salted.....Bbls.             |              |           | 9,270    |              |           | 16,316   |
| Salmon.....Cwts.               | 87,483       | 993,582   |          | 96,068       | 1,007,754 |          |
| " used fresh....."             |              |           | 60,464   |              |           | 65,766   |
| " canned.....Cases             |              |           | 20,383   |              |           | 27,189   |
| " smoked.....Cwts.             |              |           | 66       |              |           | 30       |
| " dry-salted....."             |              |           |          |              |           |          |
| " mild cured....."             |              |           | 6,524    |              |           | 5,125    |
| " pickled....."                |              |           |          |              |           | 42       |
| Shad....."                     | 2,450        | 17,892    |          | 4,500        | 32,093    |          |
| " used fresh....."             |              |           | 2,450    |              |           | 4,500    |
| " salted.....Bbls.             |              |           |          |              |           |          |
| Smelts.....Cwts.               | 37,911       | 351,406   | 37,911   | 43,703       | 346,720   | 43,703   |
| Albacore....."                 |              |           |          |              |           |          |
| " used fresh....."             |              |           |          |              |           |          |
| " canned.....Cases             |              |           |          |              |           |          |
| Caplin, used as bait.....Bbls. | 338          | 704       | 338      | 2,749        | 3,227     | 2,749    |
| Octopus.....Cwts.              | 232          | 1,377     | 232      | 254          | 1,564     | 254      |
| Oulachons....."                | 503          | 2,331     | 503      | 2,733        | 7,076     | 2,733    |
| Squid, used as bait.....Bbls.  | 90           | 220       | 90       | 40           | 80        | 40       |
| Swordfish.....Cwts.            |              |           |          |              |           |          |
| Tom Cod....."                  | 14,886       | 27,182    | 14,886   | 11,292       | 15,802    | 11,292   |
| Clams and Quahaugs.....Bbls.   | 26,417       | 54,767    |          | 24,041       | 51,136    |          |
| " used fresh....."             |              |           | 10,963   |              |           | 12,446   |
| " canned.....Cases             |              |           | 15,706   |              |           | 11,240   |
| Scallops.....Bbls.             | 18,112       | 103,474   |          | 9,191        | 62,822    |          |
| " shelled.....Gals.            |              |           | 35,693   |              |           | 18,304   |
| " canned.....Cases             |              |           | 145      |              |           | 35       |
| Crabs.....Cwts.                | 3,243        | 17,897    | 3,243    | 3,336        | 17,553    | 3,336    |
| Lobsters.....Cwts.             | 275,551      | 3,349,739 |          | 280,949      | 3,310,606 |          |
| " shipped in shell....."       |              |           | 67,971   |              |           | 72,869   |
| " canned.....Cases             |              |           | 103,740  |              |           | 104,030  |
| " tomalley....."               |              |           | 2,160    |              |           | 638      |
| Oysters.....Bbls.              | 1,922        | 22,035    | 1,922    | 2,401        | 26,137    | 2,401    |
| Shrimps.....Cwts.              | 448          | 7,156     | 448      | 333          | 4,698     | 333      |
| Winkles....."                  | 1,234        | 2,502     | 1,234    | 2,309        | 4,797     | 2,309    |
| Cockles....."                  | 57           | 199       | 57       |              |           |          |
| Mussels....."                  |              |           |          |              |           |          |
| Catfish....."                  | 4,645        | 4,505     | 4,645    | 2,889        | 3,129     | 2,889    |
| Ling Cod....."                 | 16,493       | 119,330   |          |              |           |          |
| " used fresh....."             |              |           | 16,489   |              |           |          |
| " smoked....."                 |              |           | 2        |              |           |          |
| Total value.....               |              | 9,226,912 |          |              | 9,978,345 |          |

## UNITED STATES

## ATLANTIC COAST

(From reports of the Bureau of Fisheries, Department of Commerce.)

The quantities of the chief kinds of fish landed at Boston and Gloucester, Mass., and Portland, Maine, by United States fishing vessels during the five months ended May 31, 1927, and those landed during the corresponding period in the preceding year were as follows:—

| Kinds of Fish                              | 1927    | 1926    |
|--|---------|---------|
|  | Cwts.   | Cwts.   |
| Cod, fresh.....                            | 309,017 | 336,384 |
| “ salted.....                              | 7,011   | 5,483   |
| Cusk, fresh.....                           | 14,012  | 14,321  |
| “ salted.....                              | 26      | .....   |
| Haddock, fresh.....                        | 590,959 | 426,843 |
| “ salted.....                              | 489     | 757     |
| Hake, fresh.....                           | 10,144  | 6,837   |
| “ salted.....                              | 12      | 22      |
| Pollock, fresh.....                        | 15,376  | 11,393  |
| “ salted.....                              | 31      | 112     |
| Halibut, fresh.....                        | 20,742  | 10,462  |
| “ salted.....                              | 1       | .....   |
| Mackerel, fresh.....                       | 45,860  | 11,442  |
| “ salted.....                              | 83      | .....   |
| Other fish, fresh (including Herring)..... | 49,716  | 43,362  |
| “ salted.....                              | 20,271  | .....   |

## PACIFIC COAST

The quantities of the chief kinds of fish landed at Seattle, Washington, by United States fishing vessels during the five months ended May 31, 1927, and those landed during the corresponding period in the preceding year, were as follows:—

| Kinds of Fish                              | 1927   | 1926   |
|--|--------|--------|
|  | Cwts.  | Cwts.  |
| Halibut, fresh.....                        | 33,485 | 41,311 |
| Black Cod (Sable Fish), fresh.....         | 2,150  | 1,930  |
| Ling Cod, fresh.....                       | 4,467  | 3,764  |
| TAKEN IN PUGET SOUND BY COLLECTING VESSELS |        |        |
| Herring.....                               | 5,450  | 6,050  |
| Crabs.....                                 | 984    | 2,734  |
| Salmon.....                                | 9,430  | 4,800  |
| Trout.....                                 | 787    | 400    |

## ENGLAND AND WALES

(From monthly reports of the Board of Agriculture and Fisheries.)

The total quantity of fish landed in England and Wales during the five months ended May 31, 1927, was 4,242,053 cwts., valued at \$24,700,885, while that landed during the corresponding period in the preceding year was 4,185,411 cwts., valued at \$26,200,920.

The value of shellfish is included, but the weight is not.

The quantities of the chief kinds landed during the five months this year, and those landed during the corresponding period last year, were as follows:—

| Kinds of Fish                | 1927      | 1926      |
|------------------------------|-----------|-----------|
|                              | Cwts.     | Cwts.     |
| Cod.....                     | 1,461,165 | 1,458,501 |
| Haddock.....                 | 683,231   | 707,446   |
| Hake.....                    | 347,406   | 366,229   |
| Ling.....                    | 75,234    | 67,440    |
| Saith (Coalfish).....        | 153,371   | 123,038   |
| Halibut.....                 | 39,965    | 43,947    |
| Skate.....                   | 190,440   | 178,640   |
| Whiting.....                 | 150,293   | 133,359   |
| Soles, Brill and Turbot..... | 56,089    | 48,345    |
| Plaice.....                  | 271,079   | 246,114   |
| Herring.....                 | 129,621   | 154,249   |
| Mackerel.....                | 72,328    | 103,526   |
| Lobsters (Number).....       | 342,400   | 290,700   |
| Oysters.....                 | 3,817,200 | 7,718,400 |

## SCOTLAND

(From monthly reports of the Fishery Board.)

The total quantity of fish landed in Scotland during the five months ended May 31, 1927, was 1,894,165 cwts., valued at \$6,715,150, while that landed during the corresponding period in the preceding year was 1,484,537 cwts., valued at \$6,786,380.

The value of shellfish is included, but the weight is not.

The quantities of the chief kinds landed during the five months this year, and those landed during the corresponding period last year, were as follows:—

| Kinds of Fish          | 1927    | 1926    |
|------------------------|---------|---------|
|                        | Cwts.   | Cwts.   |
| Cod.....               | 345,867 | 309,573 |
| Haddock.....           | 392,941 | 408,113 |
| Hake.....              | 12,344  | 6,625   |
| Saith (Coalfish).....  | 45,378  | 47,609  |
| Ling.....              | 33,832  | 32,059  |
| Halibut.....           | 15,877  | 14,883  |
| Plaice.....            | 23,457  | 21,135  |
| Skate.....             | 62,627  | 60,051  |
| Herring.....           | 762,676 | 422,656 |
| Mackerel.....          | 209     | 320     |
| Lobsters (Number)..... | 230,319 | 300,183 |
| Oysters.....           | 17,168  | 42,878  |

IRELAND  
(FREE STATE)

(From monthly reports of the Department of Fisheries.)

The total quantity of fish landed in Ireland (Free State) during the five months ended May 31, 1927, was 249,872 cwts., valued at \$716,740; while that landed during the corresponding period in the preceding year was 156,821 cwts., valued at \$538,350.

The value of shellfish is included, but the weight is not.

The quantities of the chief kinds landed during the five months this year, and those landed during the corresponding period last year, were as follows:—


| Kinds of Fish                | 1927    | 1926    |
|------------------------------|---------|---------|
|                              | Cwts.   | Cwts.   |
| Cod.....                     | 14,861  | 14,459  |
| Haddock.....                 | 1,564   | 925     |
| Hake.....                    | 1,270   | 1,227   |
| Ling.....                    | 396     | 364     |
| Soles, Brill and Turbot..... | 844     | 941     |
| Plaice.....                  | 5,814   | 3,905   |
| Skate.....                   | 3,005   | 2,590   |
| Herring.....                 | 188,123 | 106,388 |
| Mackerel.....                | 20,883  | 15,587  |
| Lobsters (Number).....       | 70,906  | 54,652  |
| Oysters ".....               | 41,280  | 25,180  |

NEWFOUNDLAND

(From monthly reports of the Newfoundland Customs Dept.)

Statement of dry codfish exported from the Colony of Newfoundland for the four months ended April 30th, 1927, and the corresponding period in the preceding year.

| Country of Destination     | 1927    | 1926   |
|----------------------------|---------|--------|
|                            | cwts.   | cwts.  |
| United Kingdom.....        | 2,574   | 9,230  |
| Canada.....                | 6,956   | 813    |
| B.W. Indies.....           | 44,963  | 39,650 |
| Malta.....                 | 4       | 380    |
| Foreign West Indies.....   | 25,336  | 36,251 |
| Brazil.....                | 90,533  | 71,076 |
| Greece.....                | 22,570  | 6,550  |
| Italy.....                 | 33,249  | 23,193 |
| Madeira.....               | 4,336   | 2,908  |
| Portugal.....              | 72,550  | 51,550 |
| Spain.....                 | 123,757 | 92,378 |
| United States.....         | 362     | 756    |
| Pickled fish exported..... | 700     | 6,293  |



7  
A 225  
Jan. - Sept. 1927

MARINE AND FISHERIES DEPARTMENT

FISHERIES BRANCH

CANADA

QUARTERLY BULLETIN

OF

SEA FISHERY STATISTICS

The values herein shown are based on the prices of the various fish and shell products as reported to land by the fishermen. The figures contained in the Quarterly Bulletin are subject to revision and change before publication in the Annual Statistical Report.

J. J. COVINE  
PERIOD: JANUARY-SEPTEMBER, 1927  
OTTAWA, CANADA

ISSUED BY THE AUTHORITY OF THE MINISTER  
HON. P. J. A. CARDIN

FISHERIES' LIBRARY

OTTAWA  
F. A. ACLAND  
PRINTER TO THE KING'S MOST EXCELLENT MAJESTY  
1927



#### NOTE

The values herein shown are based on the prices of the various kinds when first brought to land by the fishermen. The figures contained in the Quarterly Bulletins are subject to revision and change before publication in the Annual Statistical Report.

J. J. COWIE,  
*Chief Statistical Officer.*

OTTAWA, NOVEMBER, 1927.

RETURN showing, by Provinces, the Quantities and Values of all Sea Fish caught and landed in a GREEN STATE, and the estimated proportion of the catch MARKETED, or intended to be marketed, in a fresh, pickled, canned, etc., state, during the nine months ended September 30, 1927

| KINDS OF FISH              | NOVA SCOTIA     |           |          | P. E. ISLAND |        |          |
|----------------------------|-----------------|-----------|----------|--------------|--------|----------|
|                            | Caught Fresh    |           | Marketed | Caught Fresh |        | Marketed |
|                            | Quantity        | Value     | Quantity | Quantity     | Value  | Quantity |
| Cod.....                   |                 |           |          |              |        |          |
| " used fresh.....          | Cwts. 1,133,185 | 2,061,089 |          | 42,824       | 65,162 |          |
| " canned.....              | "               |           | 107,328  |              |        |          |
| " green-salted.....        | Cases           |           | 1,412    |              |        | 7,000    |
| " smoked.....              | Cwts.           |           | 72,060   |              |        |          |
| " smoked fillets.....      | "               |           | 194      |              |        | 17,596   |
| " boneless.....            | "               |           | 18,534   |              |        |          |
| " dried.....               | "               |           | 5,081    |              |        |          |
| Black Cod.....             |                 |           | 269,410  |              |        | 210      |
| " used fresh.....          | "               |           |          |              |        |          |
| " green-salted.....        | "               |           |          |              |        |          |
| " smoked.....              | "               |           |          |              |        |          |
| " dried.....               | "               |           |          |              |        |          |
| Red and Rock Cod, etc..... |                 |           |          |              |        |          |
| " used fresh.....          | "               |           |          |              |        |          |
| " green-salted.....        | "               |           |          |              |        |          |
| " smoked.....              | "               |           |          |              |        |          |
| Haddock.....               |                 |           |          |              |        |          |
| " used fresh.....          | " 268,112       | 427,390   |          | 823          | 1,633  |          |
| " canned.....              | Cases           |           | 154,502  |              |        | 305      |
| " smoked.....              | Cwts.           |           | 9,785    |              |        |          |
| " green-salted.....        | "               |           | 14,624   |              |        |          |
| " smoked fillets.....      | "               |           | 7,198    |              |        |          |
| " dried.....               | "               |           | 8,009    |              |        | 259      |
| Hake and Cusk.....         |                 |           | 10,080   |              |        |          |
| " used fresh.....          | " 97,772        | 74,534    |          | 10,170       | 7,247  |          |
| " green-salted.....        | "               |           | 1,136    |              |        | 190      |
| " smoked.....              | "               |           | 41,897   |              |        | 4,968    |
| " smoked fillets.....      | "               |           | 60       |              |        |          |
| " dried.....               | "               |           | 1,593    |              |        |          |
| Pollock.....               |                 |           | 2,646    |              |        |          |
| " used fresh.....          | " 27,797        | 25,959    |          |              |        | 15       |
| " green-salted.....        | "               |           | 4,975    |              |        |          |
| " smoked fillets.....      | "               |           | 7,224    |              |        |          |
| " dried.....               | "               |           | 280      |              |        |          |
| Whiting.....               |                 |           | 2,511    |              |        |          |
| Halibut.....               |                 |           |          |              |        |          |
| " used fresh.....          | " 23,785        | 305,118   |          |              |        |          |
| " canned.....              | Cases           |           | 23,593   |              |        |          |
| " smoked.....              | Cwts.           |           | 324      |              |        |          |
| Flounders, Brill, etc..... | " 7,481         | 12,856    | 7,481    |              |        |          |
| Skate.....                 | " 5,246         | 5,246     | 5,246    |              |        |          |
| Soles.....                 | " 4,333         | 5,949     | 4,333    |              |        |          |
| Herring.....               |                 |           |          |              |        |          |
| " used fresh.....          | " 209,317       | 219,225   |          | 36,002       | 49,483 |          |
| " canned.....              | Cases           |           | 62,215   |              |        | 5,043    |
| " smoked.....              | Cwts.           |           | 185      |              |        |          |
| " dry-salted.....          | "               |           | 13,585   |              |        |          |
| " pickled.....             | Bbbs.           |           | 13,380   |              |        |          |
| " used as bait.....        | "               |           | 39,661   |              |        | 632      |
| " fertilizer.....          | "               |           | 140      |              |        | 14,532   |
| Mackerel.....              |                 |           |          |              |        |          |
| " used fresh.....          | Cwts. 51,075    | 126,198   |          | 5,800        | 17,766 |          |
| " canned.....              | Cases           |           | 9,422    |              |        | 2,889    |
| " salted.....              | Bbbs.           |           | 13,882   |              |        | 130      |
| Sardines.....              |                 |           |          |              |        | 940      |
| " sold fresh.....          | Bbbs.           |           |          |              |        |          |
| " canned.....              | Cases           |           |          |              |        |          |
| Pilchards.....             |                 |           |          |              |        |          |
| " used fresh.....          | Cwts.           |           |          |              |        |          |
| " canned.....              | Cases           |           |          |              |        |          |
| " smoked.....              | Cwts.           |           |          |              |        |          |
| " used as bait.....        | Bbbs.           |           |          |              |        |          |
| " salted.....              | "               |           |          |              |        |          |
| Alewives.....              |                 |           |          |              |        |          |
| " used fresh.....          | Cwts. 13,668    | 13,671    |          |              |        |          |
| " smoked.....              | "               |           | 6,650    |              |        |          |
| " salted.....              | Bbbs.           |           | 658      |              |        |          |
|                            |                 |           | 1,900    |              |        |          |

RETURN showing, by Provinces, the Quantities and Values of all Sea Fish caught and landed in a GREEN STATE, and the estimated proportion of the catch MARKETED, or intended to be marketed, in a fresh, pickled, canned, etc., state, during the nine months ended September 30, 1927.

| KINDS OF FISH                  | NOVA SCOTIA  |           |          | P. E. ISLAND |         |          |
|--------------------------------|--------------|-----------|----------|--------------|---------|----------|
|                                | Caught Fresh |           | Marketed | Caught Fresh |         | Marketed |
|                                | Quantity     | Value     | Quantity | Quantity     | Value   | Quantity |
| Salmon.....                    |              | \$        |          |              | \$      |          |
| “ used fresh.....Cwts.         | 11,553       | 169,332   |          | 124          | 2,434   |          |
| “ canned.....Cases             |              |           | 11,200   |              |         | 124      |
| “ smoked.....Cwts.             |              |           | 252      |              |         |          |
| “ dry-salted.....“             |              |           | 111      |              |         |          |
| “ mild cured.....“             |              |           |          |              |         |          |
| “ pickled.....“                |              |           |          |              |         |          |
| Shad.....                      | 268          | 2,921     |          |              |         |          |
| “ used fresh.....“             |              |           |          |              |         |          |
| “ salted.....Bbbs.             |              |           | 208      |              |         |          |
| Smelts.....Cwts.               | 3,303        | 38,075    | 3,303    | 3,454        | 16,798  | 3,454    |
| Albacore.....“                 | 3,338        | 18,019    |          |              |         |          |
| “ used fresh.....“             |              |           | 3,338    |              |         |          |
| “ canned.....Cases             |              |           |          |              |         |          |
| Caplin, used as bait.....Bbbs. |              |           |          | 133          | 399     | 133      |
| Octopus.....Cwts.              |              |           |          |              |         |          |
| Oulachons.....“                |              |           |          |              |         |          |
| Squid, used as bait.....Bbbs.  | 1,825        | 6,047     | 1,825    |              |         |          |
| Swordfish.....Cwts.            | 6,822        | 81,585    | 6,822    |              |         |          |
| Tom Cod.....                   | 32           | 32        | 32       | 1,074        | 2,173   | 1,074    |
| Clams and Quahaugs.....Bbbs.   | 4,621        | 7,279     |          | 1,082        | 1,736   |          |
| “ used fresh.....“             |              |           | 2,439    |              |         |          |
| “ canned.....Cases             |              |           | 2,399    |              |         | 179      |
| Scallops.....Bbbs.             | 20,061       | 113,244   |          |              |         | 901      |
| “ shelled.....Gals.            |              |           | 39,591   |              |         |          |
| “ canned.....Cases             |              |           | 145      |              |         |          |
| Crabs.....Cwts.                |              |           |          |              |         |          |
| Lobsters.....Cwts.             | 175,217      | 2,369,460 |          | 61,449       | 580,694 |          |
| “ shipped in shell.....“       |              |           | 61,857   |              |         | 1,392    |
| “ canned.....Cases             |              |           | 56,957   |              |         | 27,644   |
| “ tomailey.....“               |              |           | 1,778    |              |         | 561      |
| Oysters.....Bbbs.              | 228          | 1,366     | 228      | 1,000        | 6,000   | 1,000    |
| Shrimps.....Cwts.              |              |           |          |              |         |          |
| Winkles.....“                  | 994          | 1,963     | 994      |              |         |          |
| Cockles.....“                  |              |           |          |              |         |          |
| Mussels.....“                  |              |           |          |              |         |          |
| Catfish.....“                  | 4,651        | 4,511     | 4,651    |              |         |          |
| Ling Cod.....“                 |              |           |          |              |         |          |
| “ used fresh.....“             |              |           |          |              |         |          |
| Total value.....               |              | 6,091,069 |          |              | 751,525 |          |

RETURN showing, by Provinces, the Quantities and Values of all Sea Fish caught and landed in a GREEN STATE, and the estimated proportion of the catch MARKETED, or intended to be marketed, in a fresh, pickled, canned, etc., state, during the nine months ended September 30, 1927.

| KINDS OF FISH              | NEW BRUNSWICK |         |            | QUEBEC       |         |          |
|----------------------------|---------------|---------|------------|--------------|---------|----------|
|                            | Caught Fresh  |         | Marketed   | Caught Fresh |         | Marketed |
|                            | Quantity      | Value   | Quantity   | Quantity     | Value   | Quantity |
| Cod.....                   | Cwts.         | 202,455 | \$ 310,482 |              |         |          |
| “ used fresh.....          | “             |         |            | 349,477      | 576,124 |          |
| “ canned.....              | Cases         |         |            |              |         | 1,439    |
| “ green-salted.....        | Cwts.         |         |            |              |         | 30       |
| “ smoked.....              | “             |         |            |              |         | 18,892   |
| “ smoked fillets.....      | “             |         |            |              |         |          |
| “ boneless.....            | “             |         |            |              |         |          |
| “ dried.....               | “             |         |            |              |         | 960      |
| Black Cod.....             | “             |         |            |              |         | 102,435  |
| “ used fresh.....          | “             |         |            |              |         |          |
| “ green-salted.....        | “             |         |            |              |         |          |
| “ smoked.....              | “             |         |            |              |         |          |
| “ dried.....               | “             |         |            |              |         |          |
| Red and Rock Cod, etc..... | “             |         |            |              |         |          |
| “ used fresh.....          | “             |         |            |              |         |          |
| “ green-salted.....        | “             |         |            |              |         |          |
| “ smoked.....              | “             |         |            |              |         |          |
| “ dried.....               | “             |         |            |              |         |          |
| Haddock.....               | “             | 21,792  | 31,428     |              |         |          |
| “ used fresh.....          | “             |         |            | 1,200        | 1,200   |          |
| “ canned.....              | Cases         |         |            |              |         |          |
| “ smoked.....              | Cwts.         |         |            |              |         |          |
| “ green-salted.....        | “             |         |            |              |         |          |
| “ smoked fillets.....      | “             |         |            |              |         | 101      |
| “ dried.....               | “             |         |            |              |         |          |
| Hake and Cusk.....         | “             | 44,930  | 25,458     |              |         | 400      |
| “ used fresh.....          | “             |         |            | 250          | 250     |          |
| “ green-salted.....        | “             |         |            |              |         |          |
| “ smoked.....              | “             |         |            |              |         |          |
| “ smoked fillets.....      | “             |         |            |              |         |          |
| “ dried.....               | “             |         |            |              |         |          |
| Pollock.....               | “             | 5,256   | 4,551      |              |         | 83       |
| “ used fresh.....          | “             |         |            |              |         |          |
| “ green-salted.....        | “             |         |            | 9,244        |         |          |
| “ smoked fillets.....      | “             |         |            | 4,908        |         |          |
| “ dried.....               | “             |         |            |              |         |          |
| Whiting.....               | “             |         |            |              |         |          |
| Halibut.....               | “             | 101     | 1,912      |              |         |          |
| “ used fresh.....          | “             |         |            | 101          | 659     |          |
| “ canned.....              | Cases         |         |            |              |         | 659      |
| “ smoked.....              | Cwts.         |         |            |              |         |          |
| Flounders, Brill, etc..... | “             | 1,001   | 2,220      |              |         |          |
| Skate.....                 | “             | 111     | 161        |              |         |          |
| Soles.....                 | “             |         |            | 111          |         |          |
| Herring.....               | “             | 325,285 | 197,736    |              |         |          |
| “ used fresh.....          | “             |         |            |              |         |          |
| “ canned.....              | Cases         |         |            | 79,434       |         | 3,822    |
| “ smoked.....              | Cwts.         |         |            | 740          |         |          |
| “ dry-salted.....          | “             |         |            | 14,892       |         | 12,310   |
| “ pickled.....             | Bbbs.         |         |            |              |         |          |
| “ used as bait.....        | “             |         |            | 7,295        |         | 5,878    |
| “ fertilizer.....          | “             |         |            | 34,180       |         | 55,234   |
| Mackerel.....              | Cwts.         | 8,534   | 20,008     |              |         | 44,852   |
| “ used fresh.....          | “             |         |            |              |         |          |
| “ canned.....              | Cases         |         |            | 8,064        | 66,680  | 2,465    |
| “ salted.....              | Bbbs.         |         |            |              |         |          |
| Sardines.....              | “             | 112,759 | 102,856    |              |         | 20,560   |
| “ sold fresh.....          | Bbbs.         |         |            |              | 35      | 70       |
| “ canned.....              | Cases         |         |            | 70,409       |         |          |
| Pilchards.....             | Cwts.         |         |            | 200,353      |         | 35       |
| “ used fresh.....          | “             |         |            |              |         |          |
| “ canned.....              | Cases         |         |            |              |         |          |
| “ smoked.....              | Cwts.         |         |            |              |         |          |
| “ used as bait.....        | Bbbs.         |         |            |              |         |          |
| “ salted.....              | “             |         |            |              |         |          |
| Alewives.....              | Cwts.         | 30,050  | 21,219     |              |         |          |
| “ used fresh.....          | “             |         |            | 4,645        |         |          |
| “ smoked.....              | “             |         |            | 215          |         |          |
| “ salted.....              | Bbbs.         |         |            | 8,325        |         |          |

RETURN showing, by Provinces, the Quantities and Values of all Sea Fish caught and landed in a GREEN STATE, and the estimated proportion of the catch MARKETED, or intended to be marketed, in a fresh, pickled, canned, etc., state, during the nine months ended September 30, 1927.

| KINDS OF FISH             | NEW BRUNSWICK |        |           | QUEBEC       |           |          |
|---------------------------|---------------|--------|-----------|--------------|-----------|----------|
|                           | Caught Fresh  |        | Marketed  | Caught Fresh |           | Marketed |
|                           | Quantity      | Value  | Quantity  | Quantity     | Value     | Quantity |
| Salmon.....               | Cwts.         | 21,848 | 293,172   |              |           |          |
| “ used fresh.....         | “             |        |           | 12,007       | 112,132   |          |
| “ canned.....             | Cases         |        |           |              |           | 10,097   |
| “ smoked.....             | Cwts.         |        |           |              |           | 924      |
| “ dry-salted.....         | “             |        |           |              |           |          |
| “ mild cured.....         | “             |        |           |              |           | 500      |
| “ pickled.....            | “             |        |           |              |           | 376      |
| Shad.....                 | “             | 2,399  | 17,997    | 18           | 96        |          |
| “ used fresh.....         | “             |        |           |              |           |          |
| “ salted.....             | Bbls.         |        |           | 2,381        |           | 18       |
| Smelts.....               | Cwts.         | 30,545 | 287,365   | 6            |           |          |
| Albacore.....             | “             |        |           | 30,545       | 1,958     | 1,958    |
| “ used fresh.....         | “             |        |           |              |           |          |
| “ canned.....             | Cases         |        |           |              |           |          |
| Caplin, used as bait..... | Bbls.         |        |           |              |           |          |
| Octopus.....              | Cwts.         |        |           | 1,325        | 1,425     | 1,325    |
| Julachons.....            | “             |        |           |              |           |          |
| Squid, used as bait.....  | Bbls.         |        |           |              |           |          |
| Swordfish.....            | Cwts.         |        |           | 1,042        | 1,417     | 1,042    |
| Tom Cod.....              | “             | 13,774 | 24,968    | 13,774       | 6         | 9        |
| Clams and Quahaugs.....   | Bbls.         | 26,706 | 42,713    | 6            | 9         | 6        |
| “ used fresh.....         | “             |        |           |              |           |          |
| “ canned.....             | Cases         |        |           | 8,276        | 1,634     | 9,143    |
| Scallops.....             | Bbls.         |        |           | 17,773       |           | 1,634    |
| “ shelled.....            | Bbls.         |        |           |              | 742       | 1,919    |
| “ canned.....             | Gals.         |        |           |              |           |          |
| Crabs.....                | Cases         |        |           |              |           | 1,484    |
| Lobsters.....             | Cwts.         |        |           |              |           |          |
| “ shipped in shell.....   | Cwts.         | 44,319 | 550,517   | 22,942       | 187,934   |          |
| “ canned.....             | “             |        |           |              |           | 627      |
| “ tomalley.....           | Cases         |        |           | 11,152       |           | 18,642   |
| Oysters.....              | Bbls.         |        |           |              |           | 107      |
| Shrimps.....              | Cwts.         | 4,182  | 24,374    | 4,182        |           | 11,157   |
| Winkles.....              | “             |        |           |              |           | 268      |
| Cockles.....              | “             | 520    | 1,099     | 520          |           |          |
| Mussels.....              | “             | 143    | 500       | 143          |           |          |
| Catfish.....              | “             |        |           |              |           |          |
| Ling Cod.....             | “             |        |           |              |           |          |
| “ used fresh.....         | “             |        |           |              | 29,967    | 234,302  |
| “ smoked.....             | “             |        |           |              |           | 29,967   |
| Total value.....          |               |        | 1,960,736 |              | 1,170,270 |          |

RETURN showing, by Provinces, the Quantities and Values of all Sea Fish caught and landed in a GREEN STATE, and the estimated proportion of the catch MARKETED, or intended to be marketed, in a fresh, pickled, canned, etc., state, during the nine months ended September 30, 1927.

| KINDS OF FISH              | BRITISH COLUMBIA |           |          |
|----------------------------|------------------|-----------|----------|
|                            | Caught Fresh     |           | Marketed |
|                            | Quantity         | Value     | Quantity |
| Cod.....                   |                  |           |          |
| " used fresh.....          | Cwts. 8,853      | \$ 57,773 |          |
| " canned.....              |                  |           | 8,853    |
| " green-salted.....        | Cases            |           |          |
| " smoked.....              | "                |           |          |
| " smoked fillets.....      | "                |           |          |
| " boneless.....            | "                |           |          |
| " dried.....               | "                |           |          |
| Black Cod.....             |                  |           |          |
| " used fresh.....          | " 6,649          | 39,591    |          |
| " green-salted.....        | "                |           | 6,111    |
| " smoked.....              | "                |           | 269      |
| " dried.....               | "                |           |          |
| Red and Rock Cod, etc..... |                  |           |          |
| " used fresh.....          | " 3,415          | 16,377    |          |
| " green-salted.....        | "                |           | 3,409    |
| " smoked.....              | "                |           | 1        |
| Haddock.....               |                  |           |          |
| " used fresh.....          |                  |           |          |
| " canned.....              | Cases            |           |          |
| " smoked.....              | Cwts.            |           |          |
| " green-salted.....        | "                |           |          |
| " smoked fillets.....      | "                |           |          |
| " dried.....               | "                |           |          |
| Hake and Cusk.....         |                  |           |          |
| " used fresh.....          | " 5              | 10        |          |
| " green-salted.....        | "                |           | 5        |
| " smoked.....              | "                |           |          |
| " smoked fillets.....      | "                |           |          |
| " dried.....               | "                |           |          |
| Pollock.....               |                  |           |          |
| " used fresh.....          | "                |           |          |
| " green-salted.....        | "                |           |          |
| " smoked fillets.....      | "                |           |          |
| " dried.....               | "                |           |          |
| Whiting.....               |                  |           |          |
| Halibut.....               |                  |           |          |
| " used fresh.....          | " 75             | 438       |          |
| " canned.....              | " 241,674        | 2,661,069 |          |
| " smoked.....              | Cases            |           | 241,674  |
| Flounders, Brill, etc..... | Cwts.            |           |          |
| Skate.....                 | " 2,853          | 9,093     | 2,853    |
| Soles.....                 | " 779            | 2,587     | 779      |
| Herring.....               | " 7,355          | 31,627    | 7,355    |
| " used fresh.....          | " 542,068        | 309,126   |          |
| " canned.....              | Cases            |           | 10,637   |
| " smoked.....              | Cwts.            |           | 477      |
| " dry-salted.....          | "                |           | 366,776  |
| " pickled.....             | Bbls.            |           | 14,557   |
| " used as bait.....        | "                |           | 21,445   |
| " fertilizer.....          | "                |           |          |
| Mackerel.....              |                  |           |          |
| " used fresh.....          | Cwts.            |           |          |
| " canned.....              | Cases            |           |          |
| " salted.....              | Bbls.            |           |          |
| Sardines.....              |                  |           |          |
| " sold fresh.....          | "                |           |          |
| " canned.....              | Cases            |           |          |
| Pilchards.....             |                  |           |          |
| " used fresh.....          | Cwts. 797,483    | 119,894   |          |
| " canned.....              | Cases            |           | 766,916  |
| " smoked.....              | Cwts.            |           | 43,239   |
| " used as bait.....        | Bbls.            |           | 150      |
| " salted.....              | "                |           |          |
| Alewives.....              |                  |           |          |
| " used fresh.....          | Cwts.            |           |          |
| " smoked.....              | "                |           |          |
| " salted.....              | Bbls.            |           |          |

RETURN showing, by Provinces, the Quantities and Values of all Sea Fish caught and landed in a GREEN STATE, and the estimated proportion of the catch MARKETED, or intended to be marketed, in a fresh, pickled, canned, etc., state, during the nine months ended September 30, 1927

| KINDS OF FISH             | BRITISH COLUMBIA |         |           |
|---------------------------|------------------|---------|-----------|
|                           | Caught Fresh     |         | Marketed  |
|                           | Quantity         | Value   | Quantity  |
|                           |                  | \$      |           |
| Salmon.....               | Cwts.            | 867,035 | 5,059,771 |
| " used fresh.....         | "                |         |           |
| " canned.....             | Cases            |         | 98,165    |
| " smoked.....             | Cwts.            |         | 874,581   |
| " dry-salted.....         | "                |         | 22        |
| " mild cured.....         | "                |         | 54        |
| " pickled.....            | "                |         | 22,016    |
| Shad.....                 | "                |         |           |
| " used fresh.....         | "                |         |           |
| " salted.....             | "                |         |           |
| Smelts.....               | Bbls.            |         |           |
| Albacore.....             | Cwts.            | 980     | 13,800    |
| " used fresh.....         | "                |         | 980       |
| " canned.....             | Cases            |         |           |
| Caplin, used as bait..... | Bbls.            |         |           |
| Octopus.....              | Cwts.            | 236     | 1,411     |
| Oulachons.....            | "                | 503     | 2,331     |
| Squid, used as bait.....  | Bbls.            |         | 503       |
| Swordfish.....            | Cwts.            |         |           |
| Tom Cod.....              | "                |         |           |
| Clams and Quahaugs.....   | Bbls.            | 3,500   | 16,335    |
| " used fresh.....         | "                |         |           |
| " canned.....             | Cases            |         | 2,167     |
| Scallops.....             | Bbls.            |         | 1,333     |
| " shelled.....            | Bbls.            |         |           |
| " canned.....             | Gals.            |         |           |
| Crabs.....                | Cases            |         |           |
| Lobsters.....             | Cwts.            | 5,295   | 28,360    |
| " shipped in shell.....   | "                |         | 5,295     |
| " canned.....             | Cases            |         |           |
| " tomalley.....           | Cases            |         |           |
| Oysters.....              | Bbls.            | 1,468   | 21,624    |
| Shrimps.....              | Cwts.            | 586     | 9,367     |
| Winkles.....              | "                |         | 586       |
| Cockles.....              | "                |         |           |
| Mussels.....              | "                |         |           |
| Catfish.....              | "                |         |           |
| Ling Cod.....             | "                | 29,967  | 234,302   |
| " used fresh.....         | "                |         | 29,967    |
| Total value.....          |                  |         | 8,634,886 |

SUMMARY of the Quantities and Values of all Sea Fish caught and landed in a Fresh or Green State; and an estimate of the Quantities Marketed, or intended to be marketed, fresh, dried, pickled, canned, etc., in the WHOLE OF CANADA, for the NINE MONTHS ended SEPTEMBER 30, 1927.

TOTALS  
for the NINE MONTHS  
ended SEPTEMBER 30, 1927.

| KINDS OF FISH              | Caught Fresh |           | Marketed  | Caught Fresh |           | Marketed |
|----------------------------|--------------|-----------|-----------|--------------|-----------|----------|
|                            | Quantity     | Value     | Quantity  | Quantity     | Value     | Quantity |
|                            |              | \$        |           |              | \$        |          |
| Cod.....                   | Cwts.        | 1,736,794 | 3,070,630 | 2,315,141    | 4,458,988 |          |
| " used fresh.....          |              |           | 145,173   |              |           | 163,160  |
| " canned.....              | Cases        |           | 1,442     |              |           | 1,636    |
| " green-salted.....        | Cwts.        |           | 112,241   |              |           | 151,428  |
| " smoked.....              |              |           | 194       |              |           | 335      |
| " smoked fillets.....      |              |           | 18,534    |              |           | 43,088   |
| " boneless.....            |              |           | 6,041     |              |           | 6,165    |
| " dried.....               |              |           | 430,223   |              |           | 566,051  |
| Black Cod.....             |              | 6,649     | 39,591    | 2,689        | 17,975    |          |
| " used fresh.....          |              |           |           |              |           |          |
| " green-salted.....        |              |           | 6,111     |              |           | 2,474    |
| " smoked.....              |              |           |           |              |           | 6        |
| " dried.....               |              |           | 269       |              |           | 101      |
| Red and Rock Cod, etc..... |              | 3,415     | 16,377    | 10,242       | 79,637    |          |
| " used fresh.....          |              |           |           |              |           |          |
| " green-salted.....        |              |           | 3,409     |              |           | 10,242   |
| " smoked.....              |              |           | 1         |              |           |          |
| " dried.....               |              |           | 2         |              |           |          |
| Haddock.....               |              | 291,927   | 461,651   | 344,499      | 605,098   |          |
| " used fresh.....          |              |           |           |              |           |          |
| " canned.....              | Cases        |           | 173,951   |              |           | 176,269  |
| " smoked.....              | Cwts.        |           | 9,785     |              |           | 13,711   |
| " green-salted.....        |              |           | 14,624    |              |           | 29,717   |
| " smoked fillets.....      |              |           | 7,558     |              |           | 9,945    |
| " dried.....               |              |           | 8,009     |              |           | 10,552   |
| " dried.....               |              |           | 11,000    |              |           | 11,756   |
| Hake and Cusk.....         |              | 153,127   | 107,499   | 127,267      | 110,350   |          |
| " used fresh.....          |              |           |           |              |           |          |
| " green-salted.....        | Cwts.        |           | 10,575    |              |           | 10,474   |
| " smoked.....              |              |           | 60,805    |              |           | 40,375   |
| " smoked fillets.....      |              |           | 60        |              |           |          |
| " dried.....               |              |           | 1,593     |              |           | 3,396    |
| " dried.....               |              |           | 11,366    |              |           | 8,563    |
| Pollock.....               |              | 33,053    | 30,510    | 59,983       | 65,045    |          |
| " used fresh.....          |              |           |           |              |           |          |
| " green-salted.....        |              |           | 9,526     |              |           | 22,425   |
| " smoked fillets.....      |              |           | 7,254     |              |           | 8,379    |
| " dried.....               |              |           | 280       |              |           | 406      |
| " dried.....               |              |           | 2,726     |              |           | 8,469    |
| Whiting.....               |              | 75        | 438       | 65           | 276       |          |
| Halibut.....               |              | 267,100   | 2,974,107 | 270,528      | 3,454,402 |          |
| " used fresh.....          |              |           |           |              |           |          |
| " canned.....              | Cases        |           | 266,908   |              |           | 270,485  |
| " smoked.....              | Cwts.        |           | 324       |              |           | 74       |
| Flounders, Brill, etc..... |              | 11,335    | 24,169    | 11,335       | 25,757    |          |
| Skate.....                 |              | 6,136     | 7,994     | 6,136        | 18,732    |          |
| Soles.....                 |              | 11,688    | 37,576    | 11,688       | 29,590    |          |
| Herring.....               |              | 1,358,940 | 918,753   | 1,695,666    | 1,313,869 |          |
| " used fresh.....          |              |           |           |              |           |          |
| " canned.....              | Cases        |           | 161,651   |              |           | 122,833  |
| " smoked.....              | Cwts.        |           | 925       |              |           | 113      |
| " dry-salted.....          |              |           | 41,264    |              |           | 101,189  |
| " pickled.....             | Bbbs.        |           | 366,776   |              |           | 590,072  |
| " used as bait.....        |              |           | 27,185    |              |           | 29,993   |
| " fertilizer.....          |              |           | 144,655   |              |           | 162,807  |
| " fertilizer.....          |              |           | 149,465   |              |           | 108,472  |
| Mackerel.....              | Cwts.        | 132,089   | 283,132   | 99,372       | 227,597   |          |
| " used fresh.....          |              |           |           |              |           |          |
| " canned.....              | Cases        |           | 25,375    |              |           | 48,989   |
| " salted.....              | Bbbs.        |           | 130       |              |           | 23       |
| " salted.....              |              |           | 35,538    |              |           | 16,785   |
| Sardines.....              |              | 112,764   | 102,926   | 135,151      | 227,576   |          |
| " sold fresh.....          | Bbbs.        |           | 70,444    |              |           | 102,273  |
| " canned.....              | Cases        |           | 200,353   |              |           | 151,903  |
| Pilchards.....             | Cwts.        | 797,483   | 119,894   | 724,201      | 656,101   |          |
| " used fresh.....          |              |           |           |              |           |          |
| " canned.....              | Cases        |           | 766,916   |              |           | 716,653  |
| " smoked.....              | Cwts.        |           | 43,239    |              |           | 11,600   |
| " used as bait.....        | Bbbs.        |           |           |              |           |          |
| " salted.....              |              |           | 150       |              |           |          |



SUMMARY of the Quantities and Values of all Sea Fish caught and landed in a Fresh or Green State; and an estimate of the Quantities Marketed, or intended to be marketed, fresh, dried, pickled, canned, etc., in the WHOLE OF CANADA, for the NINE MONTHS ended SEPTEMBER 30, 1927.

TOTALS  
for the NINE MONTHS  
ended SEPTEMBER 30, 1927.

| KINDS OF FISH                  | Caught Fresh |            | Marketed | Caught Fresh |            | Marketed  |
|--------------------------------|--------------|------------|----------|--------------|------------|-----------|
|                                | Quantity     | Value      | Quantity | Quantity     | Value      | Quantity  |
|                                |              | \$         |          |              | \$         |           |
| Alewives.....Cwts.             | 43,718       | 34,890     |          | 67,718       | 62,562     |           |
| " used fresh....."             |              |            | 11,295   |              |            | 17,182    |
| " smoked....."                 |              |            | 873      |              |            | 791       |
| " salted.....Bbls.             |              |            | 10,225   |              |            | 16,316    |
| Salmon.....Cwts.               | 912,567      | 5,636,841  |          | 1,237,180    | 5,823,271  |           |
| " used fresh....."             |              |            | 141,434  |              |            | 180,764   |
| " canned.....Cases             |              |            | 875,757  |              |            | 1,228,489 |
| " smoked.....Cwts.             |              |            | 133      |              |            | 67        |
| " dry-salted....."             |              |            | 54       |              |            | 466       |
| " mild cured....."             |              |            | 22,516   |              |            | 15,093    |
| " pickled....."                |              |            | 376      |              |            | 989       |
| Shad....."                     | 2,685        | 21,014     |          | 5,186        | 39,993     |           |
| " used fresh....."             |              |            | 2,607    |              |            | 5,090     |
| " salted.....Bbls.             |              |            | 26       |              |            | 32        |
| Smelts.....Cwts.               | 40,240       | 366,238    | 40,240   | 44,561       | 355,559    | 44,561    |
| Albacore....."                 | 3,338        | 18,019     |          | 1,347        | 8,228      |           |
| " used fresh....."             |              |            | 3,338    |              |            | 1,347     |
| " canned.....Cases             |              |            |          |              |            |           |
| Caplin, used as bait.....Bbls. | 1,458        | 1,824      | 1,458    | 5,249        | 7,157      | 5,249     |
| Octopus.....Cwts.              | 236          | 1,411      | 236      | 279          | 1,713      | 279       |
| Oulachons....."                | 503          | 2,331      | 503      | 2,733        | 7,076      | 2,733     |
| Squid, used as bait.....Bbls.  | 2,867        | 7,464      | 2,867    | 8,383        | 19,973     | 8,383     |
| Swordfish.....Cwts.            | 6,822        | 81,585     | 6,822    | 12,160       | 136,740    | 12,160    |
| Tom Cod....."                  | 14,886       | 27,182     | 14,886   | 11,292       | 15,802     | 11,292    |
| Clams and Quahaugs.....Bbls.   | 37,543       | 77,206     |          | 34,903       | 71,552     |           |
| " used fresh....."             |              |            | 14,695   |              |            | 17,249    |
| " canned.....Cases             |              |            | 22,400   |              |            | 17,347    |
| Scallops.....Bbls.             | 20,803       | 115,163    |          | 12,447       | 80,681     |           |
| " shelled.....Gals.            |              |            | 41,075   |              |            | 24,615    |
| " canned.....Cases             |              |            | 145      |              |            | 130       |
| Crabs.....Cwts.                | 5,295        | 28,360     | 5,295    | 5,832        | 31,143     | 5,832     |
| Lobsters....."                 | 303,727      | 3,688,605  |          | 326,216      | 3,800,695  |           |
| " shipped in shell....."       |              |            | 74,828   |              |            | 82,887    |
| " canned.....Cases             |              |            | 114,400  |              |            | 121,653   |
| " tomalley....."               |              |            | 2,714    |              |            | 884       |
| Oysters.....Bbls.              | 6,878        | 53,364     | 6,878    | 6,521        | 52,231     | 6,521     |
| Shrimps.....Cwts.              | 586          | 9,367      | 586      | 460          | 6,476      | 460       |
| Winkles....."                  | 1,514        | 3,062      | 1,514    | 2,777        | 5,738      | 2,777     |
| Cockles....."                  | 143          | 500        | 143      | 68           | 305        | 68        |
| Mussels....."                  |              |            |          |              |            |           |
| Catfish....."                  | 4,651        | 4,511      |          |              |            |           |
| Ling Cod....."                 | 29,967       | 234,302    | 4,651    | 2,907        | 3,147      | 2,907     |
| " used fresh....."             |              |            | 29,963   |              |            |           |
| " smoked....."                 |              |            | 2        |              |            |           |
| Total value.....               |              | 18,608,486 |          |              | 21,821,035 |           |

## UNITED STATES

## ATLANTIC COAST

(From reports of the Bureau of Fisheries, Department of Commerce.)

The quantities of the chief kinds of fish landed at Boston and Gloucester, Mass., and Portland, Maine, by United States fishing vessels during the eight months ended August 31, 1927, and those landed during the corresponding period in the preceding year were as follows:—

| Kinds of Fish                              | 1927    | 1926    |
|--|---------|---------|
|  | Cwts.   | Cwts.   |
| Cod, fresh.....                            | 469,662 | 583,439 |
| “ salted.....                              | 17,878  | 40,993  |
| Cusk, fresh.....                           | 18,223  | 18,563  |
| “ salted.....                              | 295     | 319     |
| Haddock, fresh.....                        | 853,522 | 604,735 |
| “ salted.....                              | 496     | 773     |
| Hake, fresh.....                           | 18,156  | 19,749  |
| “ salted.....                              | 140     | 157     |
| Pollock, fresh.....                        | 26,296  | 21,709  |
| “ salted.....                              | 98      | 261     |
| Halibut, fresh.....                        | 38,813  | 27,165  |
| “ salted.....                              | 5       | 47      |
| Mackerel, fresh.....                       | 281,417 | 249,339 |
| “ salted.....                              | 1,744   | 9,638   |
| Other fish, fresh (including Herring)..... | 96,810  | 81,316  |
| “ salted.....                              | 20,271  | .....   |

## PACIFIC COAST

The quantities of the chief kinds of fish landed at Seattle, Washington, by United States fishing vessels during the eight months ended August 31, 1927, and those landed during the corresponding period in the preceding year, were as follows:—

| Kinds of Fish                              | 1927   | 1926    |
|--|--------|---------|
|  | Cwts.  | Cwts.   |
| Halibut, fresh.....                        | 78,350 | 82,365  |
| Black Cod (Sable Fish), fresh.....         | 8,828  | 9,105   |
| Ling Cod, fresh.....                       | 7,270  | 5,881   |
| TAKEN IN PUGET SOUND BY COLLECTING VESSELS |        |         |
| Herring.....                               | 5,450  | 6,050   |
| Salmon.....                                | 81,075 | 102,892 |
| Trout.....                                 | 1,165  | 924     |
| Crabs.....                                 | 984    | 2,734   |

## ENGLAND AND WALES

(From monthly reports of the Board of Agriculture and Fisheries.)

The total quantity of fish landed in England and Wales during the eight months ended August 31, 1927, was 7,157,296 cwts., valued at \$38,903,955, while that landed during the corresponding period in the preceding year was 6,890,688 cwts., valued at \$40,824,435.

The value of shellfish is included, but the weight is not.

The quantities of the chief kinds landed during the eight months this year, and those landed during the corresponding period last year, were as follows:—

| Kinds of Fish                | 1927      | 1926      |
|------------------------------|-----------|-----------|
|                              | Cwts.     | Cwts.     |
| Cod.....                     | 2,167,813 | 2,025,523 |
| Haddock.....                 | 1,279,610 | 1,287,510 |
| Hake.....                    | 678,691   | 690,830   |
| Ling.....                    | 127,854   | 101,271   |
| Saith (Coalfish).....        | 257,125   | 183,244   |
| Halibut.....                 | 83,452    | 73,084    |
| Skate.....                   | 296,957   | 268,746   |
| Whiting.....                 | 203,811   | 180,764   |
| Soles, Brill and Turbot..... | 87,609    | 71,882    |
| Plaice.....                  | 445,169   | 382,822   |
| Herring.....                 | 406,507   | 579,515   |
| Mackerel.....                | 121,436   | 153,976   |
| Lobsters (Number).....       | 642,300   | 667,600   |
| Oysters ".....               | 5,520,000 | 8,907,000 |

## SCOTLAND

(From monthly reports of the Fishery Board.)

The total quantity of fish landed in Scotland during the eight months ended August 31, 1927, was 5,351,444 cwts., valued at \$16,164,220 while that landed during the corresponding period in the preceding year was 4,964,080 cwts., valued at \$16,391,940.

The value of shellfish is included, but the weight is not.

The quantities of the chief kinds landed during the eight months this year, and those landed during the corresponding period last year, were as follows:—

| Kinds of Fish          | 1927      | 1926      |
|------------------------|-----------|-----------|
|                        | Cwts.     | Cwts.     |
| Cod.....               | 500,722   | 461,485   |
| Haddock.....           | 630,767   | 614,375   |
| Hake.....              | 25,803    | 16,699    |
| Saith (Coalfish).....  | 68,901    | 66,569    |
| Ling.....              | 84,694    | 80,639    |
| Halibut.....           | 35,803    | 32,257    |
| Plaice.....            | 37,409    | 38,268    |
| Skate.....             | 106,065   | 108,822   |
| Herring.....           | 3,510,371 | 3,255,961 |
| Mackerel.....          | 34,358    | 29,429    |
| Lobsters (Number)..... | 485,834   | 579,097   |
| Oysters ".....         | 1,816,800 | 4,287,800 |

## IRELAND

(FREE STATE)

(From monthly reports of the Department of Fisheries.)

The total quantity of fish landed in Ireland (Free State) during the eight months ended August 31, 1927, was 394,327 cwts., valued at \$1,342,345, while that landed during the corresponding period in the preceding year was 302,071 cwts., valued at \$1,207,810.

The value of shellfish is included, but the weight is not.

The quantities of the chief kinds landed during the eight months this year, and those landed during the corresponding period last year, were as follows:—


| Kinds of Fish                | 1927    | 1926    |
|------------------------------|---------|---------|
|                              | Cwts.   | Cwts.   |
| Cod.....                     | 17,399  | 17,297  |
| Haddock.....                 | 2,133   | 1,395   |
| Hake.....                    | 3,357   | 3,585   |
| Ling.....                    | 573     | 644     |
| Soles, Brill and Turbot..... | 1,421   | 1,610   |
| Plaice.....                  | 8,791   | 8,013   |
| Skate.....                   | 5,309   | 5,006   |
| Herring.....                 | 273,604 | 210,451 |
| Mackerel.....                | 61,000  | 38,122  |
| Lobsters (Number).....       | 473,723 | 475,348 |
| Oysters ".....               | 41,280  | 25,180  |

## NEWFOUNDLAND

(From monthly reports of the Newfoundland Customs Dept.)

Statement of dry codfish exported from the Colony of Newfoundland for the six months ended June 30th, 1927, and the corresponding period in the preceding year.

| Country of Destination     | 1927    | 1926    |
|----------------------------|---------|---------|
|                            | cwts.   | cwts.   |
| United Kingdom.....        | 2,792   | 9,857   |
| Canada.....                | 10,385  | 4,004   |
| B.W. Indies.....           | 66,324  | 55,337  |
| Malta.....                 | 4       | 380     |
| Brazil.....                | 116,190 | 108,331 |
| Foreign West Indies.....   | 37,540  | 48,901  |
| Greece.....                | 22,670  | 6,550   |
| Italy.....                 | 46,030  | 25,169  |
| Madeira.....               | 6,385   | 3,858   |
| Portugal.....              | 148,247 | 98,001  |
| Spain.....                 | 135,557 | 112,416 |
| United States.....         | 1,609   | 953     |
| Haiti.....                 |         | 93      |
| Pickled fish exported..... | 494     | 6,283   |



1225  
Jan. - Dec. 1927

MARINE AND FISHERIES DEPARTMENT

FISHERIES BRANCH

CANADA

QUARTERLY BULLETIN

OF

SEA FISHERY STATISTICS

PERIOD: JANUARY-DECEMBER, 1927

ISSUED BY THE AUTHORITY OF THE MINISTER

HON. P. J. A. CARDIN

FISHERIES' LIBRARY

OTTAWA

F. A. ACLAND

PRINTER TO THE KING'S MOST EXCELLENT MAJESTY

1928

#### NOTE

The values herein shown are based on the prices of the various kinds when first brought to land by the fishermen. The figures contained in the Quarterly Bulletins are subject to revision and change before publication in the Annual Statistical Report.

J. J. COWIE,

*Chief Statistical Officer.*

OTTAWA, FEBRUARY, 1928.

RETURN showing, by Provinces, the Quantities and Values of all Sea Fish caught and landed in a GREEN STATE, and the estimated proportion of the catch MARKETED, or intended to be marketed, in a fresh, pickled, canned, etc., state, during the twelve months ended December 31, 1927.

| KINDS OF FISH               | NOVA SCOTIA  |           |          | P. E. ISLAND |        |          |
|-----------------------------|--------------|-----------|----------|--------------|--------|----------|
|                             | Caught Fresh |           | Marketed | Caught Fresh |        | Marketed |
|                             | Quantity     | Value     | Quantity | Quantity     | Value  | Quantity |
| Cod.....Cwts.               | 1,287,264    | 2,365,438 |          | 49,490       | 77,811 |          |
| " used fresh....."          |              |           | 148,027  |              |        | 9,578    |
| " canned.....Cases          |              |           | 1,786    |              |        |          |
| " fresh fillets.....Cwts.   |              |           | 586      |              |        |          |
| " green-salted....."        |              |           | 93,681   |              |        | 19,640   |
| " smoked....."              |              |           | 410      |              |        |          |
| " smoked fillets....."      |              |           | 33,398   |              |        |          |
| " boneless....."            |              |           | 5,600    |              |        |          |
| " dried....."               |              |           | 276,531  |              |        | 210      |
| Ling Cod....."              |              |           |          |              |        |          |
| " used fresh....."          |              |           |          |              |        |          |
| " green-salted....."        |              |           |          |              |        |          |
| " smoked....."              |              |           |          |              |        |          |
| Black Cod....."             |              |           |          |              |        |          |
| " used fresh....."          |              |           |          |              |        |          |
| " green-salted....."        |              |           |          |              |        |          |
| " smoked....."              |              |           |          |              |        |          |
| " dried....."               |              |           |          |              |        |          |
| Red and Rock Cod, etc....." |              |           |          |              |        |          |
| " used fresh....."          |              |           |          |              |        |          |
| " green-salted....."        |              |           |          |              |        |          |
| " smoked....."              |              |           |          |              |        |          |
| Haddock....."               | 362,186      | 624,856   |          | 1,168        | 2,613  |          |
| " used fresh....."          |              |           | 208,677  |              |        | 650      |
| " canned.....Cases          |              |           | 10,307   |              |        |          |
| " fresh fillets.....Cwts.   |              |           | 645      |              |        |          |
| " smoked....."              |              |           | 26,965   |              |        |          |
| " green-salted....."        |              |           | 8,295    |              |        | 259      |
| " smoked fillets....."      |              |           | 10,588   |              |        |          |
| " dried....."               |              |           | 10,892   |              |        |          |
| Hake and Cusk....."         | 119,386      | 98,123    |          | 11,326       | 8,403  |          |
| " used fresh....."          |              |           | 3,670    |              |        | 190      |
| " fresh fillets....."       |              |           | 4        |              |        |          |
| " green-salted....."        |              |           | 48,715   |              |        | 5,546    |
| " smoked....."              |              |           | 60       |              |        |          |
| " smoked fillets....."      |              |           | 2,941    |              |        |          |
| " dried....."               |              |           | 3,112    |              |        | 15       |
| Pollock....."               | 30,013       | 28,578    |          |              |        |          |
| " used fresh....."          |              |           | 6,454    |              |        |          |
| " green-salted....."        |              |           | 7,538    |              |        |          |
| " smoked fillets....."      |              |           | 296      |              |        |          |
| " dried....."               |              |           | 2,527    |              |        |          |
| Whiting....."               |              |           |          |              |        |          |
| Halibut....."               | 25,024       | 323,460   |          |              |        |          |
| " used fresh....."          |              |           | 24,832   |              |        |          |
| " canned.....Cases          |              |           | 324      |              |        |          |
| " smoked.....Cwts.          |              |           |          |              |        |          |
| Flounders, Brill, etc....." | 8,205        | 13,766    | 8,205    |              |        |          |
| Skate....."                 | 7,026        | 7,021     | 7,026    |              |        |          |
| Soles....."                 | 8,075        | 13,152    | 7,889    |              |        |          |
| " fresh fillets....."       |              |           | 62       |              |        |          |
| Herring....."               | 217,429      | 226,379   |          | 36,536       | 50,496 |          |
| " used fresh....."          |              |           | 62,468   |              |        | 5,553    |
| " canned.....Cases          |              |           | 185      |              |        |          |
| " smoked.....Cwts.          |              |           | 13,752   |              |        |          |
| " dry-salted....."          |              |           |          |              |        |          |
| " pickled.....Bbls.         |              |           | 14,461   |              |        | 632      |
| " used as bait....."        |              |           | 41,802   |              |        | 14,544   |
| " fertilizer....."          |              |           | 140      |              |        |          |
| Mackerel.....Cwts.          | 67,132       | 217,698   |          | 6,359        | 19,743 |          |
| " used fresh....."          |              |           | 18,762   |              |        | 3,325    |
| " canned.....Cases          |              |           |          |              |        | 130      |
| " salted.....Bbls.          |              |           | 16,120   |              |        | 981      |
| Sardines....."              |              |           |          |              |        |          |
| " sold fresh....."          |              |           |          |              |        |          |
| " canned.....Cases          |              |           |          |              |        |          |



RETURN showing, by Provinces, the Quantities and Values of all Sea Fish caught and landed in a GREEN STATE, and the estimated proportion of the catch MARKETED, or intended to be marketed, in a fresh, pickled, canned, etc., state, during the twelve months ended December 31, 1927.

| KINDS OF FISH                   | NOVA SCOTIA  |           |          | P. E. ISLAND |         |          |
|---------------------------------|--------------|-----------|----------|--------------|---------|----------|
|                                 | Caught Fresh |           | Marketed | Caught Fresh |         | Marketed |
|                                 | Quantity     | Value     | Quantity | Quantity     | Value   | Quantity |
|                                 |              | \$        |          |              | \$      |          |
| Pilchards..... Cwts.            |              |           |          |              |         |          |
| “ used fresh..... “             |              |           |          |              |         |          |
| “ canned..... Cases             |              |           |          |              |         |          |
| “ smoked..... Cwts.             |              |           |          |              |         |          |
| “ used as bait..... Bbls.       |              |           |          |              |         |          |
| “ salted..... “                 |              |           |          |              |         |          |
| Alewives..... Cwts.             | 13,668       | 13,671    |          |              |         |          |
| “ used fresh..... “             |              |           | 6,670    |              |         |          |
| “ smoked..... “                 |              |           | 658      |              |         |          |
| “ salted..... Bbls.             |              |           | 1,900    |              |         |          |
| Salmon..... Cwts.               | 11,553       | 169,332   |          | 124          | 2,434   |          |
| “ used fresh..... “             |              |           | 11,200   |              |         | 124      |
| “ canned..... Cases             |              |           | 252      |              |         |          |
| “ smoked..... Cwts.             |              |           | 111      |              |         |          |
| “ dry-salted..... “             |              |           |          |              |         |          |
| “ mild cured..... “             |              |           |          |              |         |          |
| “ pickled..... “                |              |           |          |              |         |          |
| Shad..... “                     | 268          | 2,921     |          |              |         |          |
| “ used fresh..... “             |              |           | 208      |              |         |          |
| “ salted..... Bbls.             |              |           | 20       |              |         |          |
| Smelts..... Cwts.               | 6,564        | 71,854    | 6,564    | 14,936       | 127,249 | 14,936   |
| Albacore..... “                 | 3,353        | 18,106    |          |              |         |          |
| “ used fresh..... “             |              |           | 3,353    |              |         |          |
| “ canned..... Cases             |              |           |          |              |         |          |
| Caplin, used as bait..... Bbls. |              |           |          | 193          | 635     | 193      |
| Octopus..... Cwts.              |              |           |          |              |         |          |
| Oulachons..... “                |              |           |          |              |         |          |
| Squid, used as bait..... Bbls.  | 1,960        | 6,404     | 1,960    |              |         |          |
| Swordfish..... Cwts.            | 6,838        | 81,835    | 6,838    |              |         |          |
| Tom Cod..... “                  | 152          | 187       | 152      | 1,823        | 4,135   | 1,823    |
| Clams and Quahaugs..... Bbls.   | 7,242        | 11,552    |          | 1,174        | 1,874   |          |
| “ used fresh..... “             |              |           | 4,340    |              |         | 271      |
| “ canned..... Cases             |              |           | 3,124    |              |         | 901      |
| Scallops..... Bbls.             | 37,595       | 203,809   |          |              |         |          |
| “ shelled..... Gals.            |              |           | 74,076   |              |         |          |
| “ canned..... Cases             |              |           | 281      |              |         |          |
| Crabs..... Cwts.                |              |           |          |              |         |          |
| Lobsters..... “                 | 177,156      | 2,428,254 |          | 62,233       | 591,818 |          |
| “ shipped in shell..... “       |              |           | 63,720   |              |         | 1,544    |
| “ canned..... Cases             |              |           | 56,957   |              |         | 27,724   |
| “ tomalley..... “               |              |           | 1,778    |              |         | 561      |
| Oysters..... Bbls.              | 1,797        | 10,482    | 1,797    | 4,064        | 29,012  | 4,064    |
| Shrimps..... Cwts.              |              |           |          |              |         |          |
| Winkles..... “                  | 1,121        | 2,203     | 1,121    |              |         |          |
| Cockles..... “                  |              |           |          |              |         |          |
| Mussels..... “                  |              |           |          |              |         |          |
| Catfish..... “                  | 4,654        | 4,514     | 4,654    |              |         |          |
| Total value.....                |              | 6,943,595 |          |              | 916,223 |          |

RETURN showing, by Provinces, the Quantities and Values of all Sea Fish caught and landed in a GREEN STATE, and the estimated proportion of the catch MARKETED, or intended to be marketed, in a fresh, pickled, canned, etc., state, during the twelve months ended December 31, 1927.

| KINDS OF FISH          | NEW BRUNSWICK |         |          | QUEBEC       |         |          |
|------------------------|---------------|---------|----------|--------------|---------|----------|
|                        | Caught Fresh  |         | Marketed | Caught Fresh |         | Marketed |
|                        | Quantity      | Value   | Quantity | Quantity     | Value   | Quantity |
|                        |               | \$      |          |              | \$      |          |
| Cod.....               | Cwts.         | 212,877 | 331,501  | 400,021      | 649,417 |          |
| " used fresh.....      |               |         |          |              |         | 2,026    |
| " canned.....          | Cases         |         |          | 23,765       |         | 30       |
| " fresh fillets.....   | Cwts.         |         |          |              |         |          |
| " green-salted.....    |               |         |          | 4,804        |         | 24,225   |
| " smoked.....          |               |         |          |              |         |          |
| " smoked fillets.....  |               |         |          |              |         |          |
| " boncless.....        |               |         |          |              |         | 1,020    |
| " dried.....           |               |         |          | 59,830       |         | 115,471  |
| Ling Cod.....          |               |         |          |              |         |          |
| " used fresh.....      |               |         |          |              |         |          |
| " green-salted.....    |               |         |          |              |         |          |
| " smoked.....          |               |         |          |              |         |          |
| Black Cod.....         |               |         |          |              |         |          |
| " used fresh.....      |               |         |          |              |         |          |
| " green-salted.....    |               |         |          |              |         |          |
| " smoked.....          |               |         |          |              |         |          |
| " dried.....           |               |         |          |              |         |          |
| Red and Rock Cod, etc. |               |         |          |              |         |          |
| " used fresh.....      |               |         |          |              |         |          |
| " green-salted.....    |               |         |          |              |         |          |
| " smoked.....          |               |         |          |              |         |          |
| Haddock.....           |               | 30,077  | 55,004   | 2,500        | 2,500   |          |
| " used fresh.....      |               |         |          |              |         |          |
| " canned.....          | Cases         |         |          | 27,419       |         |          |
| " fresh fillets.....   | Cwts.         |         |          |              |         |          |
| " smoked.....          |               |         |          |              |         |          |
| " green-salted.....    |               |         |          | 106          |         |          |
| " smoked fillets.....  |               |         |          |              |         |          |
| " dried.....           |               |         |          | 814          |         | 833      |
| Hake and Cusk.....     |               | 45,509  | 25,877   | 838          | 838     |          |
| " used fresh.....      |               |         |          | 9,625        |         |          |
| " fresh fillets.....   |               |         |          |              |         |          |
| " green-salted.....    |               |         |          | 4,942        |         |          |
| " smoked.....          |               |         |          |              |         |          |
| " smoked fillets.....  |               |         |          |              |         |          |
| " dried.....           |               |         |          | 8,665        |         | 279      |
| Pollock.....           |               | 7,344   | 9,384    |              |         |          |
| " used fresh.....      |               |         |          | 4,785        |         |          |
| " green-salted.....    |               |         |          | 30           |         |          |
| " smoked fillets.....  |               |         |          |              |         |          |
| " dried.....           |               |         |          | 833          |         |          |
| Whiting.....           |               |         |          |              |         |          |
| Halibut.....           |               | 101     | 1,912    | 734          | 6,458   |          |
| " used fresh.....      |               |         |          | 101          |         | 734      |
| " canned.....          | Cases         |         |          |              |         |          |
| " smoked.....          | Cwts.         |         |          |              |         |          |
| Flounders, Brill, etc. |               | 1,133   | 2,550    | 1,133        |         |          |
| Skate.....             |               | 157     | 234      | 157          |         |          |
| Soles.....             |               |         |          |              |         |          |
| " fresh fillets.....   |               |         |          |              |         |          |
| Herring.....           |               | 278,892 | 230,055  | 259,336      | 156,646 |          |
| " used fresh.....      |               |         |          | 96,042       |         | 3,892    |
| " canned.....          | Cases         |         |          | 1,115        |         |          |
| " smoked.....          | Cwts.         |         |          | 16,867       |         | 12,400   |
| " dry-salted.....      |               |         |          |              |         |          |
| " pickled.....         | Bbbs.         |         |          | 7,295        |         | 8,370    |
| " used as bait.....    |               |         |          | 38,786       |         | 57,905   |
| " fertilizer.....      |               |         |          | 62,053       |         | 44,852   |
| Mackerel.....          | Cwts.         | 8,534   | 20,008   | 8,064        | 69,110  | 128,880  |
| " used fresh.....      |               |         |          |              |         | 2,465    |
| " canned.....          | Cases         |         |          |              |         |          |
| " salted.....          | Bbbs.         |         |          | 156          |         | 21,370   |
| Sardines.....          |               | 164,635 | 201,966  |              | 45      | 90       |
| " sold fresh.....      |               |         |          | 111,603      |         | 45       |
| " canned.....          | Cases         |         |          | 236,577      |         |          |

RETURN showing, by Provinces, the Quantities and Values of all Sea Fish caught and landed in a GREEN STATE, and the estimated proportion of the catch MARKETED, or intended to be marketed, in a fresh, pickled, canned, etc., state, during the twelve months ended December 31, 1927.

| KINDS OF FISH                   | NEW BRUNSWICK |           |          | QUEBEC       |           |          |
|---------------------------------|---------------|-----------|----------|--------------|-----------|----------|
|                                 | Caught Fresh  |           | Marketed | Caught Fresh |           | Marketed |
|                                 | Quantity      | Value     | Quantity | Quantity     | Value     | Quantity |
|                                 |               | \$        |          |              | \$        |          |
| Pilechards..... Cwts.           |               |           |          |              |           |          |
| “ used fresh.....               |               |           |          |              |           |          |
| “ canned..... Cases             |               |           |          |              |           |          |
| “ smoked..... Cwts.             |               |           |          |              |           |          |
| “ used as bait..... Bbls.       |               |           |          |              |           |          |
| “ salted.....                   |               |           |          |              |           |          |
| Alewives..... Cwts.             | 30,070        | 21,219    |          |              |           |          |
| “ used fresh.....               |               |           | 4,645    |              |           |          |
| “ smoked.....                   |               |           | 215      |              |           |          |
| “ salted..... Bbls.             |               |           | 8,325    |              |           |          |
| Salmon..... Cwts.               | 21,848        | 293,172   |          | 12,007       | 112,132   |          |
| “ used fresh.....               |               |           | 21,848   |              |           | 10,097   |
| “ canned..... Cases             |               |           |          |              |           | 924      |
| “ smoked..... Cwts.             |               |           |          |              |           |          |
| “ dry-salted.....               |               |           |          |              |           |          |
| “ mild cured.....               |               |           |          |              |           | 500      |
| “ pickled.....                  |               |           |          |              |           | 376      |
| Shad.....                       | 2,399         | 17,997    |          | 18           | 96        |          |
| “ used fresh.....               |               |           | 2,381    |              |           | 18       |
| “ salted..... Bbls.             |               |           | 6        |              |           |          |
| Smelts..... Cwts.               | 45,939        | 466,785   | 45,939   | 2,759        | 17,001    | 2,759    |
| Albacore.....                   |               |           |          |              |           |          |
| “ used fresh.....               |               |           |          |              |           |          |
| “ canned..... Cases             |               |           |          |              |           |          |
| Caplin, used as bait..... Bbls. |               |           |          | 1,325        | 1,425     | 1,325    |
| Octopus..... Cwts.              |               |           |          |              |           |          |
| Julachons.....                  |               |           |          |              |           |          |
| Squid, used as bait..... Bbls.  |               |           |          | 1,212        | 1,627     | 1,212    |
| Swordfish..... Cwts.            |               |           |          |              |           |          |
| Tom Cod.....                    | 24,453        | 34,700    | 24,453   | 6            | 9         | 6        |
| Clams and Quahaugs..... Bbls.   | 31,543        | 49,820    |          | 1,829        | 10,138    |          |
| “ used fresh.....               |               |           |          |              |           | 1,829    |
| “ canned..... Cases             |               |           | 8,721    |              |           |          |
| Scallops..... Bbls.             |               |           | 22,021   |              |           |          |
| “ shelled..... Gals.            |               |           |          | 935          | 2,874     | 1,834    |
| “ canned..... Cases             |               |           |          |              |           | 12       |
| Crabs..... Cwts.                |               |           |          |              |           |          |
| Lobsters.....                   | 49,854        | 680,130   |          | 22,942       | 187,934   |          |
| “ shipped in shell.....         |               |           | 15,883   |              |           | 627      |
| “ canned..... Cases             |               |           | 19,236   |              |           | 11,157   |
| “ tomalley..... Bbls.           |               |           | 107      |              |           | 268      |
| Oysters..... Bbls.              | 13,282        | 76,809    | 13,282   |              |           |          |
| Shrimps..... Cwts.              |               |           |          |              |           |          |
| Winkles.....                    | 520           | 1,099     | 520      |              |           |          |
| Cockles.....                    | 143           | 500       | 143      |              |           |          |
| Mussels.....                    |               |           |          |              |           |          |
| Catfish.....                    |               |           |          |              |           |          |
| Total value.....                |               | 2,520,722 |          |              | 1,278,065 |          |

RETURN showing, by Provinces, the Quantities and Values of all Sea Fish caught and landed in a GREEN STATE, and the estimated proportion of the catch MARKETED, or intended to be marketed, in a fresh, pickled, canned, etc., state, during the twelve months ended December 31, 1927.

| KINDS OF FISH              | BRITISH COLUMBIA |           |           |           |
|----------------------------|------------------|-----------|-----------|-----------|
|                            | Caught Fresh     |           | Marketed  |           |
|                            | Quantity         | Value     | Quantity  |           |
|                            |                  | \$        |           |           |
| Cod.....                   | Cwts.            | 8,888     | 57,853    |           |
| " used fresh.....          | "                |           |           |           |
| " canned.....              | "                |           |           | 8,888     |
| " fresh fillets.....       | Cases            |           |           |           |
| " green-salted.....        | Cwts.            |           |           |           |
| " smoked.....              | "                |           |           |           |
| " smoked fillets.....      | "                |           |           |           |
| " boneless.....            | "                |           |           |           |
| " dried.....               | "                |           |           |           |
| Ling Cod.....              | "                | 42,702    | 343,681   |           |
| " used fresh.....          | "                |           |           |           |
| " smoked.....              | "                |           |           | 42,702    |
| " green-salted.....        | "                |           |           |           |
| Black Cod.....             | "                | 8,594     | 50,588    |           |
| " used fresh.....          | "                |           |           | 7,864     |
| " green-salted.....        | "                |           |           |           |
| " smoked.....              | "                |           |           | 365       |
| " dried.....               | "                |           |           |           |
| Red and Rock Cod, etc..... | "                | 4,590     | 22,065    |           |
| " used fresh.....          | "                |           |           | 4,584     |
| " green-salted.....        | "                |           |           | 1         |
| " smoked.....              | "                |           |           | 2         |
| Haddock.....               | "                |           |           |           |
| " used fresh.....          | "                |           |           |           |
| " fresh fillets.....       | "                |           |           |           |
| " canned.....              | Cases            |           |           |           |
| " smoked.....              | Cwts.            |           |           |           |
| " green-salted.....        | "                |           |           |           |
| " smoked fillets.....      | "                |           |           |           |
| " dried.....               | "                |           |           |           |
| Hake and Cusk.....         | "                | 5         | 10        |           |
| " used fresh.....          | "                |           |           | 5         |
| " fresh fillets.....       | "                |           |           |           |
| " green-salted.....        | "                |           |           |           |
| " smoked.....              | "                |           |           |           |
| " smoked fillets.....      | "                |           |           |           |
| " dried.....               | "                |           |           |           |
| Pollock.....               | "                |           |           |           |
| " used fresh.....          | "                |           |           |           |
| " green-salted.....        | "                |           |           |           |
| " smoked fillets.....      | "                |           |           |           |
| " dried.....               | "                |           |           |           |
| Whiting.....               | "                |           |           |           |
| Halibut.....               | "                | 80        | 468       | 80        |
| " used fresh.....          | "                |           |           |           |
| " canned.....              | Cases            |           |           | 291,951   |
| " smoked.....              | Cwts.            |           |           |           |
| Flounders, Brill, etc..... | "                | 3,088     | 10,137    | 3,088     |
| Skate.....                 | "                | 1,025     | 3,465     | 1,025     |
| Soles.....                 | "                | 8,276     | 37,236    | 8,276     |
| " fresh fillets.....       | "                |           |           |           |
| Herring.....               | "                | 1,609,164 | 1,266,584 |           |
| " used fresh.....          | "                |           |           | 178,913   |
| " canned.....              | Cases            |           |           |           |
| " smoked.....              | Cwts.            |           |           | 647       |
| " dry-salted.....          | "                |           |           | 1,085,560 |
| " pickled.....             | "                |           |           |           |
| " used as bait.....        | Bbls.            |           |           | 14,557    |
| " fertilizer.....          | "                |           |           | 21,445    |
| Mackerel.....              | Cwts.            |           |           |           |
| " used fresh.....          | "                |           |           |           |
| " canned.....              | Cases            |           |           |           |
| " salted.....              | Bbls.            |           |           |           |
| Sardines.....              | "                |           |           |           |
| " sold fresh.....          | "                |           |           |           |
| " canned.....              | Cases            |           |           |           |

RETURN showing, by Provinces, the Quantities and Values of all Sea Fish caught and landed in a GREEN STATE, and the estimated proportion of the catch MARKETED, or intended to be marketed, in a fresh, pickled, canned, etc., state, during the twelve months ended December 31, 1927

| KINDS OF FISH             | BRITISH COLUMBIA |            |           |
|---------------------------|------------------|------------|-----------|
|                           | Caught Fresh     |            | Marketed  |
|                           | Quantity         | Value      | Quantity  |
|                           |                  | \$         |           |
| Pilchards.....            | Cwts. 1,051,510  | 158,433    |           |
| “ used fresh.....         | “                |            |           |
| “ canned.....             | Cases            |            | 1,018,588 |
| “ smoked.....             | Cwts.            |            | 46,603    |
| “ used as bait.....       | Bbls.            |            | 150       |
| “ salted.....             | “                |            |           |
| Alewives.....             | Cwts.            |            |           |
| “ used fresh.....         | “                |            |           |
| “ smoked.....             | “                |            |           |
| “ salted.....             | Bbls.            |            |           |
| Salmon.....               | Cwts. 1,262,083  | 6,465,100  |           |
| “ used fresh.....         | “                |            | 157,762   |
| “ canned.....             | Cases            |            | 1,176,347 |
| “ smoked.....             | Cwts.            |            | 22        |
| “ dry-salted.....         | “                |            | 64,901    |
| “ mild cured.....         | “                |            | 22,624    |
| “ pickled.....            | “                |            |           |
| Shad.....                 | “                |            |           |
| “ used fresh.....         | “                |            |           |
| “ salted.....             | Bbls.            |            |           |
| Smelts.....               | Cwts. 1,022      | 14,417     | 1,022     |
| Albacore.....             | “                |            |           |
| “ used fresh.....         | “                |            |           |
| “ canned.....             | Cases            |            |           |
| Caplin, used as bait..... | Bbls.            |            |           |
| Octopus.....              | Cwts. 354        | 2,507      | 354       |
| Oulachons.....            | “ 503            | 2,331      | 503       |
| Squid, used as bait.....  | Bbls.            |            |           |
| Swordfish.....            | Cwts.            |            |           |
| Tom Cod.....              | “                | 2          | 2         |
| Clams and Quahaugs.....   | Bbls. 12,046     | 42,370     |           |
| “ used fresh.....         | “                |            | 2,707     |
| “ canned.....             | Cases            |            | 8,339     |
| Scallops.....             | Bbls.            |            |           |
| “ shelled.....            | Gals.            |            |           |
| “ canned.....             | Cases            |            |           |
| Crabs.....                | Cwts. 6,872      | 37,245     | 6,872     |
| Lobsters.....             | “                |            |           |
| “ shipped in shell.....   | “                |            |           |
| “ canned.....             | Cases            |            |           |
| “ tomalley.....           | “                |            |           |
| Oysters.....              | Bbls. 2,142      | 32,157     | 2,142     |
| Shrimps.....              | Cwts. 806        | 12,949     | 806       |
| Winkles.....              | “                |            |           |
| Cockles.....              | “                |            |           |
| Mussels.....              | “                |            |           |
| Catfish.....              | “                |            |           |
| Total value.....          |                  | 11,823,128 |           |

SUMMARY of the Quantities and Values of all Sea Fish caught and landed in a Fresh or Green State; and an estimate of the Quantities Marketed, or intended to be marketed, fresh, dried, pickled, canned, etc., in the WHOLE OF CANADA, for the TWELVE MONTHS ended DECEMBER 31, 1927.

TOTALS  
for the TWELVE MONTHS  
ended DECEMBER 31, 1926.

| KINDS OF FISH               | Caught Fresh |           | Marketed  | Caught Fresh |           | Marketed |
|-----------------------------|--------------|-----------|-----------|--------------|-----------|----------|
|                             | Quantity     | Value     | Quantity  | Quantity     | Value     | Quantity |
|                             |              | \$        |           |              | \$        |          |
| Cod.....Cwts.               | 1,958,540    | 3,482,020 |           | 2,733,864    | 5,371,156 |          |
| " used fresh....."          |              |           |           |              |           |          |
| " canned.....Cases          |              |           | 192,284   |              |           | 224,905  |
| " fresh fillets.....Cwts.   |              |           | 1,816     |              |           | 2,935    |
| " green-salted....."        |              |           | 586       |              |           | 2,043    |
| " smoked....."              |              |           | 142,350   |              |           | 153,205  |
| " smoked fillets....."      |              |           | 410       |              |           | 1,175    |
| " bone less....."           |              |           | 33,398    |              |           | 75,475   |
| " dried....."               |              |           | 6,620     |              |           | 29,315   |
| Ling Cod....."              | 42,702       | 343,681   | 452,042   |              |           | 626,897  |
| " used fresh....."          |              |           |           |              |           |          |
| " green salted....."        |              |           | 42,698    |              |           |          |
| " smoked....."              |              |           |           |              |           |          |
| Black Cod....."             | 8,594        | 50,588    |           | 10,358       | 56,637    |          |
| " used fresh....."          |              |           |           |              |           |          |
| " green-salted....."        |              |           | 7,864     |              |           | 3,978    |
| " smoked....."              |              |           |           |              |           | 39       |
| " dried....."               |              |           | 365       |              |           | 3,151    |
| Red and Rock Cod, etc....." | 4,590        | 22,065    |           | 3,891        | 15,924    |          |
| " used fresh....."          |              |           | 4,584     |              |           | 3,891    |
| " green-salted....."        |              |           | 1         |              |           |          |
| " smoked....."              |              |           | 2         |              |           |          |
| Haddock....."               | 395,931      | 684,973   |           | 496,802      | 903,878   |          |
| " used fresh....."          |              |           |           |              |           |          |
| " canned.....Cases          |              |           | 236,746   |              |           | 226,035  |
| " fresh fillets.....Cwts.   |              |           | 10,307    |              |           | 14,734   |
| " smoked....."              |              |           | 645       |              |           | 4,002    |
| " green-salted....."        |              |           | 26,965    |              |           | 53,477   |
| " smoked fillets....."      |              |           | 8,660     |              |           | 8,877    |
| " dried....."               |              |           | 10,588    |              |           | 16,934   |
| Hake and Cusk....."         | 177,064      | 133,251   |           | 151,051      | 131,970   |          |
| " used fresh....."          |              |           | 13,490    |              |           | 8,011    |
| " fresh fillets....."       |              |           | 4         |              |           |          |
| " green-salted....."        |              |           | 68,235    |              |           | 35,871   |
| " smoked....."              |              |           | 60        |              |           |          |
| " smoked fillets....."      |              |           | 2,941     |              |           | 4,042    |
| " dried....."               |              |           | 12,071    |              |           | 18,867   |
| Pollock....."               | 37,357       | 37,962    |           | 86,416       | 84,550    |          |
| " used fresh....."          |              |           |           |              |           |          |
| " green-salted....."        |              |           | 11,239    |              |           | 13,232   |
| " smoked fillets....."      |              |           | 7,568     |              |           | 11,647   |
| " dried....."               |              |           | 296       |              |           | 318      |
| Whiting....."               | 80           | 468       | 3,360     |              |           | 16,432   |
| Halibut....."               | 318,691      | 3,600,340 | 80        | 101          | 404       | 101      |
| " used fresh....."          |              |           |           | 339,918      | 4,373,683 |          |
| " canned.....Cases          |              |           | 318,499   |              |           | 339,662  |
| " smoked.....Cwts.          |              |           | 324       |              |           | 127      |
| Flounders, Brill, etc....." | 12,426       | 26,453    |           |              |           | 94       |
| Skate....."                 | 8,208        | 10,720    | 12,426    | 16,950       | 33,525    | 16,950   |
| Soles....."                 | 16,351       | 50,388    | 8,208     | 17,286       | 21,455    | 17,286   |
| Herring....."               | 2,480,374    | 1,930,160 | 16,351    | 11,691       | 46,735    | 11,691   |
| " used fresh....."          |              |           |           | 2,370,849    | 1,781,221 |          |
| " canned.....Cases          |              |           | 347,368   |              |           | 133,699  |
| " smoked.....Cwts.          |              |           | 1,300     |              |           | 18,007   |
| " dry-salted....."          |              |           | 43,666    |              |           | 139,362  |
| " pickled.....Bbls.         |              |           | 1,085,560 |              |           | 938,647  |
| " used as bait....."        |              |           | 30,758    |              |           | 40,106   |
| " fertilizer....."          |              |           | 154,085   |              |           | 196,250  |
| Mackerel.....Cwts.          | 151,135      | 386,329   | 149,465   | 115,487      | 275,218   | 109,278  |
| " used fresh....."          |              |           |           |              |           |          |
| " canned.....Cases          |              |           | 35,151    |              |           | 57,981   |
| " salted.....Bbls.          |              |           | 130       |              |           | 50       |
| Sardines....."              | 164,650      | 202,056   | 38,627    | 173,166      | 258,482   | 19,126   |
| " sold fresh....."          |              |           |           |              |           |          |
| " canned.....Cases          |              |           | 111,648   |              |           | 124,199  |
|                             |              |           | 251,092   |              |           | 217,592  |

SUMMARY of the Quantities and Values of all Sea Fish caught and landed in a Fresh or Green State; and an estimate of the Quantities Marketed, or intended to be marketed, fresh, dried, pickled, canned, etc., in the WHOLE OF CANADA, for the TWELVE MONTHS ended DECEMBER 31, 1927.

TOTALS  
for the TWELVE MONTHS  
ended DECEMBER 31, 1926.

| KINDS OF FISH                  | Caught Fresh |            | Marketed  | Caught Fresh |            | Marketed  |
|--------------------------------|--------------|------------|-----------|--------------|------------|-----------|
|                                | Quantity     | Value      | Quantity  | Quantity     | Value      | Quantity  |
| Pilchards.....Cwts.            | 1,051,510    | 158,433    |           | 969,958      | 848,062    |           |
| "  used fresh....."            |              |            |           |              |            |           |
| "  canned.....Cases            |              |            | 1,018,588 |              |            | 36        |
| "  smoked.....Cwts.            |              |            | 46,603    |              |            | 26,731    |
| "  used as bait.....Bbls.      |              |            | 150       |              |            | 2,950     |
| "  salted....."                |              |            |           |              |            |           |
| Alewives.....Cwts.             | 43,718       | 34,890     |           | 71,479       | 68,457     |           |
| "  used fresh....."            |              |            |           |              |            |           |
| "  smoked....."                |              |            | 11,295    |              |            | 13,119    |
| "  salted.....Bbls.            |              |            | 873       |              |            | 9,619     |
| "  "....."                     |              |            | 10,225    |              |            | 400       |
| Salmon.....Cwts.               | 1,307,615    | 7,042,170  |           | 2,178,350    | 9,220,964  |           |
| "  used fresh....."            |              |            |           |              |            |           |
| "  canned.....Cases            |              |            | 201,031   |              |            | 239,134   |
| "  smoked.....Cwts.            |              |            | 1,177,523 |              |            | 2,066,818 |
| "  dry-salted....."            |              |            | 133       |              |            | 917       |
| "  mild cured....."            |              |            | 64,901    |              |            | 139,858   |
| "  pickled....."               |              |            | 23,124    |              |            | 13,950    |
| "  "....."                     |              |            | 376       |              |            | 2,575     |
| Shad....."                     |              |            |           |              |            |           |
| "  used fresh....."            | 2,685        | 21,014     |           | 5,152        | 40,564     |           |
| "  salted.....Bbls.            |              |            | 2,607     |              |            | 4,952     |
| "  "....."                     |              |            | 26        |              |            | 72        |
| Smelts.....Cwts.               | 71,220       | 697,306    | 71,220    | 91,762       | 722,506    | 91,762    |
| Albacore....."                 | 3,353        | 18,106     |           | 1,523        | 9,113      |           |
| "  used fresh....."            |              |            | 3,353     |              |            | 1,523     |
| "  canned.....Cases            |              |            |           |              |            |           |
| Caplin, used as bait.....Bbls. | 1,518        | 2,060      | 1,518     | 5,311        | 7,478      | 5,311     |
| Octopus.....Cwts.              | 354          | 2,507      | 354       | 379          | 2,449      | 379       |
| Oulachons....."                | 503          | 2,331      | 503       | 405          | 1,756      | 405       |
| Squid, used as bait.....Bbls.  | 3,172        | 8,031      | 3,172     | 21,933       | 48,597     | 21,933    |
| Swordfish.....Cwts.            | 6,838        | 81,835     | 6,838     | 12,936       | 146,416    | 12,936    |
| Tom Cod....."                  | 26,436       | 39,053     | 26,436    | 20,239       | 31,074     | 20,239    |
| Clams and Quahaugs.....Bbls.   | 53,834       | 115,754    |           | 54,230       | 115,404    |           |
| "  used fresh....."            |              |            |           |              |            |           |
| "  canned.....Cases            |              |            | 17,868    |              |            | 23,736    |
| "  "....."                     |              |            | 34,385    |              |            | 30,370    |
| Scallops.....Bbls.             | 38,530       | 206,683    |           | 23,200       | 147,828    |           |
| "  shelled.....Gals.           |              |            | 75,910    |              |            | 45,897    |
| "  canned.....Cases            |              |            | 293       |              |            | 335       |
| Crabs.....Cwts.                | 6,872        | 37,245     | 6,872     | 8,389        | 45,855     | 8,389     |
| Lobsters....."                 | 311,985      | 3,888,136  |           | 339,583      | 4,155,903  |           |
| "  shipped in shell....."      |              |            | 81,662    |              |            | 91,304    |
| "  canned.....Cases            |              |            | 115,114   |              |            | 123,519   |
| "  tomalley....."              |              |            | 2,714     |              |            | 2,251     |
| Oysters.....Bbls.              | 21,285       | 148,460    | 21,285    | 22,255       | 152,073    | 22,255    |
| Shrimps.....Cwts.              | 806          | 12,949     | 806       | 664          | 9,377      | 664       |
| Winkles....."                  | 1,641        | 3,302      | 1,641     | 4,256        | 8,463      | 4,256     |
| Cockles....."                  | 143          | 500        | 143       | 76           | 341        | 76        |
| Mussels....."                  |              |            |           |              |            |           |
| Catfish....."                  | 4,654        | 4,514      | 4,654     |              |            |           |
| Total value.....               |              | 23,486,733 |           |              | 29,137,518 |           |

## UNITED STATES

## ATLANTIC COAST

(From reports of the Bureau of Fisheries, Department of Commerce.)

The quantities of the chief kinds of fish landed at Boston and Gloucester, Mass., and Portland, Maine, by United States fishing vessels during the eleven months ended November 30, 1927, and those landed during the corresponding period in the preceding year were as follows:—

| Kinds of Fish                              | 1927      | 1926    |
|--|-----------|---------|
|  | Cwts.     | Cwts.   |
| Cod, fresh.....                            | 588,437   | 714,808 |
| “ salted.....                              | 19,872    | 45,792  |
| Cusk, fresh.....                           | 24,060    | 24,557  |
| “ salted.....                              | 340       | 343     |
| Haddock, fresh.....                        | 1,206,218 | 855,543 |
| “ salted.....                              | 498       | 773     |
| Hake, fresh.....                           | 51,812    | 48,531  |
| “ salted.....                              | 172       | 225     |
| Pollock, fresh.....                        | 67,730    | 50,690  |
| “ salted.....                              | 106       | 343     |
| Halibut, fresh.....                        | 47,441    | 35,047  |
| “ salted.....                              | 57        | 47      |
| Mackerel, fresh.....                       | 310,487   | 351,025 |
| “ salted.....                              | 1,756     | 11,093  |
| Other fish, fresh (including Herring)..... | 139,485   | 102,816 |
| “ salted.....                              | 20,271    | .....   |

## PACIFIC COAST

The quantities of the chief kinds of fish landed at Seattle, Washington, by United States fishing vessels during the eleven months ended November 30, 1927, and those landed during the corresponding period in the preceding year, were as follows:—

| Kinds of Fish                              | 1927    | 1926    |
|--|---------|---------|
|  | Cwts.   | Cwts.   |
| Halibut, fresh.....                        | 117,080 | 100,505 |
| Black Cod (Sable Fish), fresh.....         | 24,236  | 20,828  |
| Ling Cod, fresh.....                       | 8,842   | 7,712   |
| TAKEN IN PUGET SOUND BY COLLECTING VESSELS |         |         |
| Herring.....                               | 6,280   | 6,810   |
| Salmon.....                                | 137,909 | 167,797 |
| Trout.....                                 | 1,385   | 1,104   |
| Crabs.....                                 | 2,348   | 3,939   |



## ENGLAND AND WALES

(From monthly reports of the Ministry of Agriculture and Fisheries.)

The total quantity of fish landed in England and Wales during the eleven months ended November 30, 1927, was 12,256,551 cwts., valued at \$60,683,055, while that landed during the corresponding period in the preceding year was 11,666,631 cwts., valued at \$61,179,410.

The value of shellfish is included, but the weight is not.

The quantities of the chief kinds landed during the eleven months this year, and those landed during the corresponding period last year, were as follows:—

| Kinds of Fish                | 1927      | 1926       |
|------------------------------|-----------|------------|
|                              | Cwts.     | Cwts.      |
| Cod.....                     | 2,736,562 | 2,488,486  |
| Haddock.....                 | 1,819,179 | 1,797,208  |
| Hake.....                    | 867,686   | 895,020    |
| Ling.....                    | 163,853   | 120,169    |
| Saith (Coalfish).....        | 324,628   | 219,672    |
| Halibut.....                 | 116,503   | 94,504     |
| Skate.....                   | 394,910   | 336,320    |
| Whiting.....                 | 271,600   | 242,276    |
| Soles, Brill and Turbot..... | 120,425   | 92,007     |
| Plaice.....                  | 602,553   | 517,984    |
| Herring.....                 | 3,312,372 | 3,490,469  |
| Mackerel.....                | 146,869   | 166,912    |
| Lobsters (Number).....       | 802,400   | 832,000    |
| Oysters ".....               | 8,924,400 | 14,232,000 |

## SCOTLAND

(From monthly reports of the Fishery Board.)

The total quantity of fish landed in Scotland during the eleven months ended November 30, 1927, was 6,388,153 cwts., valued at \$20,458,495 while that landed during the corresponding period in the preceding year was 5,824,444 cwts., valued at \$20,575,180.

The value of shellfish is included, but the weight is not.

The quantities of the chief kinds landed during the eleven months this year, and those landed during the corresponding period last year, were as follows:—

| Kinds of Fish              | 1927      | 1926      |
|----------------------------|-----------|-----------|
|                            | Cwts.     | Cwts.     |
| Cod.....                   | 625,229   | 563,709   |
| Haddock.....               | 910,284   | 852,177   |
| Hake.....                  | 34,369    | 23,152    |
| Ling.....                  | 106,276   | 100,157   |
| Saith (Coalfish).....      | 79,849    | 75,256    |
| Skate.....                 | 139,709   | 142,465   |
| Whiting.....               | 184,037   | 145,227   |
| Soles, Brills, Turbot..... | 65,735    | 52,733    |
| Plaice.....                | 52,932    | 56,047    |
| Herring.....               | 3,918,115 | 3,592,142 |
| Mackerel.....              | 39,154    | 31,433    |
| Lobsters (Number).....     | 776,218   | 883,379   |
| Oysters ".....             | 4,931,800 | 6,993,800 |

## IRELAND

(FREE STATE)

(From monthly reports of the Department of Fisheries.)

The total quantity of fish landed in Ireland (Free State) during the eleven months ended November 30, 1927, was 528,292 cwts., valued at \$1,826,505, while that landed during the corresponding period in the preceding year was 418,084 cwts., valued at \$1,643,915.

The value of shellfish is included, but the weight is not.

The quantities of the chief kinds landed during the eleven months this year, and those landed during the corresponding period last year, were as follows:—


| Kinds of Fish                | 1927         | 1926         |
|------------------------------|--------------|--------------|
| Cod.....                     | Cwts. 20,598 | Cwts. 22,207 |
| Haddock.....                 | 2,474        | 1,856        |
| Hake.....                    | 4,512        | 4,662        |
| Ling.....                    | 707          | 1,053        |
| Skate.....                   | 7,844        | 6,805        |
| Whiting.....                 | 15,946       | 11,959       |
| Soles, Brill and Turbot..... | 1,935        | 2,149        |
| Plaice.....                  | 12,758       | 12,689       |
| Herring.....                 | 316,874      | 254,345      |
| Mackerel.....                | 132,158      | 88,136       |
| Lobsters (Number).....       | 572,049      | 609,002      |
| Oysters ".....               | 102,240      | 59,680       |

## NEWFOUNDLAND

(From monthly reports of the Newfoundland Customs Dept.)

Statement of dry codfish exported from the Colony of Newfoundland for the nine months ended September 30th, 1927, and the corresponding period in the preceding year.

| Country of Destination     | 1927        | 1926         |
|----------------------------|-------------|--------------|
| United Kingdom.....        | cwts. 8,903 | cwts. 12,691 |
| Canada.....                | 22,717      | 16,658       |
| B.W. Indies.....           | 107,130     | 81,446       |
| Malta.....                 | 986         | 1,530        |
| Brazil.....                | 148,684     | 151,216      |
| Foreign West Indies.....   | 55,943      | 65,772       |
| Greece.....                | 32,888      | 7,455        |
| Italy.....                 | 91,207      | 66,462       |
| Madeira.....               | 9,545       | 7,635        |
| Portugal.....              | 245,619     | 214,763      |
| Spain.....                 | 198,161     | 158,894      |
| United States.....         | 2,937       | 1,223        |
| Haiti.....                 | .....       | 93           |
| Pickled fish exported..... | 1,322       | 15,243       |



175  
Jan. - Mar. 1928

MARINE AND FISHERIES DEPARTMENT  
FISHERIES BRANCH  
CANADA

RECEIVED IN  
JUN 7 1928  
MARINE LIBRARY

639  
Hon. P. J. A. Cardin, M.P.  
Ottawa, Ont.

QUARTERLY BULLETIN

OF

SEA FISHERY STATISTICS

The values herein shown are based on the prices of the various kinds of fish first brought to land by the fishermen. The figures contained in the Quarterly Bulletin are subject to revision and change before publication in the Annual Statistical Report.

PERIOD: JANUARY-MARCH, 1928

ISSUED BY THE AUTHORITY OF THE MINISTER  
HON. P. J. A. CARDIN

FISHERIES LIBRARY

OTTAWA  
F. A. ACLAND  
PRINTER TO THE KING'S MOST EXCELLENT MAJESTY  
1928

**NOTE**

The values herein shown are based on the prices of the various kinds when first brought to land by the fishermen. The figures contained in the Quarterly Bulletins are subject to revision and change before publication in the Annual Statistical Report.

**J. J. COWIE,**  
*Chief Statistical Officer*

OTTAWA, MAY, 1928.

RETURN showing, by Provinces, the Quantities and Values of all Sea Fish caught and landed in a GREEN STATE, and the estimated proportion of the catch MARKETED, or intended to be marketed, in a fresh, pickled, canned, etc., state, during the three months ended March 31, 1928.

| KINDS OF FISH          | NOVA SCOTIA  |        |          | P. E. ISLAND |       |          |
|------------------------|--------------|--------|----------|--------------|-------|----------|
|                        | Caught Fresh |        | Marketed | Caught Fresh |       | Marketed |
|                        | Quantity     | Value  | Quantity | Quantity     | Value | Quantity |
| Cod.....               | Cwts.        | 89,420 | 189,073  |              |       |          |
| " used fresh.....      | "            |        |          |              |       |          |
| " fresh fillets.....   | "            |        |          | 35,868       |       |          |
| " canned.....          | Cases        |        |          | 1,981        |       |          |
| " green-salted.....    | Cwts.        |        |          | 175          |       |          |
| " smoked.....          | "            |        |          | 2,676        |       |          |
| " smoked fillets.....  | "            |        |          |              |       |          |
| " boneless.....        | "            |        |          | 14,046       |       |          |
| " dried.....           | "            |        |          |              |       |          |
| Ling Cod.....          | "            |        |          | 34           |       |          |
| " used fresh.....      | "            |        |          |              |       |          |
| " green-salted.....    | "            |        |          |              |       |          |
| " smoked.....          | "            |        |          |              |       |          |
| Black Cod.....         | "            |        |          |              |       |          |
| " used fresh.....      | "            |        |          |              |       |          |
| " green-salted.....    | "            |        |          |              |       |          |
| " smoked.....          | "            |        |          |              |       |          |
| " dried.....           | "            |        |          |              |       |          |
| Red and Rock Cod, etc. | "            |        |          |              |       |          |
| " used fresh.....      | "            |        |          |              |       |          |
| " green-salted.....    | "            |        |          |              |       |          |
| " smoked.....          | "            |        |          |              |       |          |
| Haddock.....           | "            | 92,996 | 216,600  |              |       |          |
| " used fresh.....      | "            |        |          | 40,490       |       |          |
| " fresh fillets.....   | "            |        |          | 9,771        |       |          |
| " canned.....          | Cases        |        |          | 358          |       |          |
| " smoked.....          | Cwts.        |        |          | 6,937        |       |          |
| " green-salted.....    | "            |        |          | 13           |       |          |
| " smoked fillets.....  | "            |        |          | 2,926        |       |          |
| " dried.....           | "            |        |          |              |       |          |
| Hake and Cusk.....     | "            | 3,532  | 3,882    |              |       |          |
| " used fresh.....      | "            |        |          | 755          |       |          |
| " fresh fillets.....   | "            |        |          | 224          |       |          |
| " green-salted.....    | "            |        |          | 315          |       |          |
| " smoked.....          | "            |        |          |              |       |          |
| " smoked fillets.....  | "            |        |          | 499          |       |          |
| " dried.....           | "            |        |          |              |       |          |
| Pollock.....           | "            | 2,160  | 2,422    |              |       |          |
| " used fresh.....      | "            |        |          |              |       |          |
| " fresh fillets.....   | "            |        |          | 1,593        |       |          |
| " green-salted.....    | "            |        |          | 40           |       |          |
| " smoked fillets.....  | "            |        |          | 151          |       |          |
| " dried.....           | "            |        |          | 21           |       |          |
| Whiting.....           | "            |        |          | 27           |       |          |
| Halibut.....           | "            | 1,750  | 27,734   |              |       |          |
| " used fresh.....      | "            |        |          | 1,750        |       |          |
| " canned.....          | Cases        |        |          |              |       |          |
| " smoked.....          | Cwts.        |        |          |              |       |          |
| Flounders, Brill, etc. | "            | 375    | 636      |              |       |          |
| Skate.....             | "            | 757    | 760      |              |       |          |
| Soles.....             | "            | 3,501  | 7,674    | 3,501        |       |          |
| Herring.....           | "            | 50     | 100      |              |       |          |
| " used fresh.....      | "            |        |          | 20           |       |          |
| " canned.....          | Cases        |        |          |              |       |          |
| " smoked.....          | Cwts.        |        |          |              |       |          |
| " dry-salted.....      | "            |        |          |              |       |          |
| " pickled.....         | Bbbs.        |        |          | 10           |       |          |
| " used as bait.....    | "            |        |          |              |       |          |
| " fertilizer.....      | "            |        |          |              |       |          |
| Mackerel.....          | Cwts.        |        |          |              |       |          |
| " used fresh.....      | "            |        |          |              |       |          |
| " canned.....          | Cases        |        |          |              |       |          |
| " salted.....          | Bbbs.        |        |          |              |       |          |
| Sardines.....          | "            |        |          |              |       |          |
| " sold fresh.....      | "            |        |          |              |       |          |
| " canned.....          | Cases        |        |          |              |       |          |

RETURN showing, by Provinces, the Quantities and Values of all Sea Fish caught and landed in a GREEN STATE, and the estimated proportion of the catch MARKETED, or intended to be marketed, in a fresh, pickled, canned, etc., state, during the three months ended March 31, 1928.

| KINDS OF FISH                  | NOVA SCOTIA  |         |          | P. E. ISLAND |        |          |
|--------------------------------|--------------|---------|----------|--------------|--------|----------|
|                                | Caught Fresh |         | Marketed | Caught Fresh |        | Marketed |
|                                | Quantity     | Value   | Quantity | Quantity     | Value  | Quantity |
|                                |              | \$      |          |              | \$     |          |
| Pilchards.....Cwts.            |              |         |          |              |        |          |
| "  used fresh.....             |              |         |          |              |        |          |
| "  canned.....Cases            |              |         |          |              |        |          |
| "  smoked.....Cwts.            |              |         |          |              |        |          |
| "  used as bait.....Bbbs.      |              |         |          |              |        |          |
| "  salted.....                 |              |         |          |              |        |          |
| Alewives.....Cwts.             |              |         |          |              |        |          |
| "  used fresh.....             |              |         |          |              |        |          |
| "  smoked.....                 |              |         |          |              |        |          |
| "  salted.....Bbbs.            |              |         |          |              |        |          |
| Salmon.....Cwts.               | 1            | 80      |          |              |        |          |
| "  used fresh.....             |              |         | 1        |              |        |          |
| "  canned.....Cases            |              |         |          |              |        |          |
| "  smoked.....Cwts.            |              |         |          |              |        |          |
| "  dry-salted.....             |              |         |          |              |        |          |
| "  mild cured.....             |              |         |          |              |        |          |
| "  pickled.....                |              |         |          |              |        |          |
| Shad.....                      |              |         |          |              |        |          |
| "  used fresh.....             |              |         |          |              |        |          |
| "  salted.....Bbbs.            |              |         |          |              |        |          |
| Smelts.....Cwts.               | 2,539        | 29,293  | 2,539    | 5,724        | 39,629 | 5,724    |
| Albacore.....                  |              |         |          |              |        |          |
| "  used fresh.....             |              |         |          |              |        |          |
| "  canned.....Cases            |              |         |          |              |        |          |
| Caplin, used as bait.....Bbbs. |              |         |          | 72           | 216    | 72       |
| Octopus.....Cwts.              |              |         |          |              |        |          |
| Oulachons.....                 |              |         |          |              |        |          |
| Squid, used as bait.....Bbbs.  |              |         |          |              |        |          |
| Swordfish.....Cwts.            |              |         |          |              |        |          |
| Tom Cod.....                   | 70           | 50      | 70       | 1,234        | 3,702  | 1,234    |
| Clams and Quahaugs.....Bbbs.   | 1,361        | 2,135   |          |              |        |          |
| "  used fresh.....             |              |         | 1,274    |              |        |          |
| "  canned.....Cases            |              |         | 87       |              |        |          |
| Scallops.....Bbbs.             | 9,501        | 53,911  |          |              |        |          |
| "  shelled.....Gals.           |              |         | 18,894   |              |        |          |
| "  canned.....Cases            |              |         | 31       |              |        |          |
| Crabs.....Cwts.                |              |         |          |              |        |          |
| Lobsters.....                  | 5,609        | 129,264 |          |              |        |          |
| "  shipped in shell.....       |              |         | 3,862    |              |        |          |
| "  canned.....Cases            |              |         | 815      |              |        |          |
| "  tomailey.....               |              |         |          |              |        |          |
| Oysters.....Bbbs.              |              |         |          |              |        |          |
| Shrimps.....Cwts.              |              |         |          |              |        |          |
| Winkles.....                   | 146          | 219     | 146      |              |        |          |
| Cockles.....                   |              |         |          | 63           | 441    | 63       |
| Mussels.....                   |              |         |          |              |        |          |
| Catfish.....                   | 1,023        | 1,023   | 1,023    |              |        |          |
| Total value.....               |              | 664,856 |          |              | 43,988 |          |

RETURN showing, by Provinces, the Quantities and Values of all Sea Fish caught and landed in a GREEN STATE, and the estimated proportion of the catch MARKETED, or intended to be marketed, in a fresh, pickled, canned, etc., state, during the three months ended March 31, 1923.

| KINDS OF FISH              | NEW BRUNSWICK |       |          | QUEBEC       |       |          |
|----------------------------|---------------|-------|----------|--------------|-------|----------|
|                            | Caught Fresh  |       | Marketed | Caught Fresh |       | Marketed |
|                            | Quantity      | Value | Quantity | Quantity     | Value | Quantity |
| Cod.....Cwts.              | 1,106         | 3,203 |          |              |       |          |
| " used fresh.....          |               |       | 1,106    |              |       |          |
| " canned.....Cases         |               |       |          |              |       |          |
| " fresh fillets.....Cwts.  |               |       |          |              |       |          |
| " green-salted.....        |               |       |          |              |       |          |
| " smoked.....              |               |       |          |              |       |          |
| " smoked fillets.....      |               |       |          |              |       |          |
| " boneless.....            |               |       |          |              |       |          |
| " dried.....               |               |       |          |              |       |          |
| Ling Cod.....              |               |       |          |              |       |          |
| " used fresh.....          |               |       |          |              |       |          |
| " green-salted.....        |               |       |          |              |       |          |
| " smoked.....              |               |       |          |              |       |          |
| Black Cod.....             |               |       |          |              |       |          |
| " used fresh.....          |               |       |          |              |       |          |
| " green-salted.....        |               |       |          |              |       |          |
| " smoked.....              |               |       |          |              |       |          |
| " dried.....               |               |       |          |              |       |          |
| Red and Rock Cod, etc.     |               |       |          |              |       |          |
| " used fresh.....          |               |       |          |              |       |          |
| " green-salted.....        |               |       |          |              |       |          |
| " smoked.....              |               |       |          |              |       |          |
| " dried.....               |               |       |          |              |       |          |
| Haddock.....               | 1,000         | 3,030 |          |              |       |          |
| " used fresh.....          |               |       | 1,000    |              |       |          |
| " canned.....Cases         |               |       |          |              |       |          |
| " fresh fillets.....Cwts.  |               |       |          |              |       |          |
| " smoked.....              |               |       |          |              |       |          |
| " green-salted.....        |               |       |          |              |       |          |
| " smoked fillets.....      |               |       |          |              |       |          |
| " dried.....               |               |       |          |              |       |          |
| Hake and Cusk.....         | 23            | 19    |          |              |       |          |
| " used fresh.....          |               |       | 23       |              |       |          |
| " fresh fillets.....       |               |       |          |              |       |          |
| " green-salted.....        |               |       |          |              |       |          |
| " smoked.....              |               |       |          |              |       |          |
| " smoked fillets.....      |               |       |          |              |       |          |
| " dried.....               |               |       |          |              |       |          |
| Pollock.....               | 98            | 104   |          |              |       |          |
| " used fresh.....          |               |       | 98       |              |       |          |
| " green-salted.....        |               |       |          |              |       |          |
| " smoked fillets.....      |               |       |          |              |       |          |
| " dried.....               |               |       |          |              |       |          |
| Whiting.....               |               |       |          |              |       |          |
| Halibut.....               |               |       |          |              |       |          |
| " used fresh.....          |               |       |          |              |       |          |
| " canned.....Cases         |               |       |          |              |       |          |
| " smoked.....Cwts.         |               |       |          |              |       |          |
| Flounders, Brill, etc..... |               |       |          |              |       |          |
| Skate.....                 | 1             | 1     | 1        |              |       |          |
| Soles.....                 |               |       |          |              |       |          |
| Herring.....               | 8,175         | 9,970 |          |              |       |          |
| " used fresh.....          |               |       | 7,775    |              |       |          |
| " canned.....Cases         |               |       |          |              |       |          |
| " smoked.....Cwts.         |               |       |          |              |       |          |
| " dry-salted.....          |               |       |          |              |       |          |
| " pickled.....Bbls.        |               |       |          |              |       |          |
| " used as bait.....        |               |       | 200      |              |       |          |
| " fertilizer.....          |               |       |          |              |       |          |
| Mackerel.....Cwts.         |               |       |          |              |       |          |
| " used fresh.....          |               |       |          |              |       |          |
| " canned.....Cases         |               |       |          |              |       |          |
| " salted.....Bbls.         |               |       |          |              |       |          |
| Sardines.....              |               |       |          |              |       |          |
| " sold fresh.....          |               |       |          |              |       |          |
| " canned.....Cases         |               |       |          |              |       |          |

No fishing carried on during this period.



RETURN showing, by Provinces, the Quantities and Values of all Sea Fish caught and landed in a GREEN STATE, and the estimated proportion of the catch MARKETED, or intended to be marketed, in a fresh, pickled, canned, etc., state, during the three months ended March 31, 1928.

| KINDS OF FISH                   | NEW BRUNSWICK |         |          | QUEBEC       |       |          |
|---------------------------------|---------------|---------|----------|--------------|-------|----------|
|                                 | Caught Fresh  |         | Marketed | Caught Fresh |       | Marketed |
|                                 | Quantity      | Value   | Quantity | Quantity     | Value | Quantity |
|                                 |               | \$      |          |              | \$    |          |
| Pilchards..... Cwts.            |               |         |          |              |       |          |
| " used fresh..... "             |               |         |          |              |       |          |
| " canned..... Cases             |               |         |          |              |       |          |
| " smoked..... Cwts.             |               |         |          |              |       |          |
| " used as bait..... Bbls.       |               |         |          |              |       |          |
| " salted..... "                 |               |         |          |              |       |          |
| Alewives..... Cwts.             |               |         |          |              |       |          |
| " used fresh..... "             |               |         |          |              |       |          |
| " smoked..... "                 |               |         |          |              |       |          |
| " salted..... Bbls.             |               |         |          |              |       |          |
| Salmon..... Cwts.               |               |         |          |              |       |          |
| " used fresh..... "             |               |         |          |              |       |          |
| " canned..... Cases             |               |         |          |              |       |          |
| " smoked..... Cwts.             |               |         |          |              |       |          |
| " dry-salted..... "             |               |         |          |              |       |          |
| " mild cured..... "             |               |         |          |              |       |          |
| " pickled..... "                |               |         |          |              |       |          |
| Shad..... "                     |               |         |          |              |       |          |
| " used fresh..... "             |               |         |          |              |       |          |
| " salted..... Bbls.             |               |         |          |              |       |          |
| Smelts..... Cwts.               | 39,485        | 329,924 | 39,485   |              |       |          |
| Albacore..... "                 |               |         |          |              |       |          |
| " used fresh..... "             |               |         |          |              |       |          |
| " canned..... Cases             |               |         |          |              |       |          |
| Caplin, used as bait..... Bbls. |               |         |          |              |       |          |
| Octopus..... Cwts.              |               |         |          |              |       |          |
| Oulachons..... "                |               |         |          |              |       |          |
| Squid, used as bait..... Bbls.  |               |         |          |              |       |          |
| Swordfish..... Cwts.            |               |         |          |              |       |          |
| Tom Cod..... "                  | 10,929        | 8,578   | 10,929   |              |       |          |
| Clams and Quahaugs..... Bbls.   | 9,422         | 17,475  |          |              |       |          |
| " used fresh..... "             |               |         |          |              |       |          |
| " canned..... Cases             |               |         |          |              |       |          |
| Scallops..... Bbls.             |               |         |          |              |       |          |
| " shelled..... Gals.            |               |         |          |              |       |          |
| " canned..... Cases             |               |         |          |              |       |          |
| Crabs..... Cwts.                |               |         |          |              |       |          |
| Lobsters..... "                 | 314           | 8,256   |          |              |       |          |
| " shipped in shell..... "       |               |         |          |              |       |          |
| " canned..... Cases             |               |         |          |              |       |          |
| " tomalley..... "               |               |         |          |              |       |          |
| Oysters..... Bbls.              | 388           | 2,328   | 388      |              |       |          |
| Shrimps..... Cwts.              |               |         |          |              |       |          |
| Winkles..... "                  | 15            | 75      | 15       |              |       |          |
| Cockles..... "                  |               |         |          |              |       |          |
| Mussels..... "                  |               |         |          |              |       |          |
| Catfish..... "                  |               |         |          |              |       |          |
| Total value.....                |               | 382,963 |          |              |       |          |

No fishing carried on during this period.

RETURN showing, by Provinces, the Quantities and Values of all Sea Fish caught and landed in a GREEN STATE, and the estimated proportion of the catch MARKETED, or intended to be marketed, in a fresh, pickled, canned, etc., state, during the three months ended March 31, 1928.

| KINDS OF FISH              | BRITISH COLUMBIA |          |          |         |
|----------------------------|------------------|----------|----------|---------|
|                            | Caught Fresh     |          | Marketed |         |
|                            | Quantity         | Value    | Quantity |         |
| Cod.....                   | Cwts.            | 6        | 30       |         |
| " used fresh.....          | "                |          |          |         |
| " fresh fillets.....       | Cases            |          |          | 6       |
| " canned.....              | Cwts.            |          |          |         |
| " green-salted.....        | "                |          |          |         |
| " smoked.....              | "                |          |          |         |
| " smoked fillets.....      | "                |          |          |         |
| " boneless.....            | "                |          |          |         |
| " dried.....               | "                | 12,471   | 96,254   |         |
| Ling Cod.....              | "                |          |          | 12,471  |
| " used fresh.....          | "                |          |          |         |
| " green-salted.....        | "                |          |          |         |
| " smoked.....              | "                | 108      | 498      |         |
| Black Cod.....             | "                |          |          | 108     |
| " used fresh.....          | "                |          |          |         |
| " green-salted.....        | "                |          |          |         |
| " smoked.....              | "                |          |          |         |
| " dried.....               | "                | 474      | 6,435    |         |
| Red and Rock Cod, etc..... | "                |          |          | 474     |
| " used fresh.....          | "                |          |          |         |
| " green-salted.....        | "                |          |          |         |
| " smoked.....              | "                |          |          |         |
| Haddock.....               | "                |          |          |         |
| " used fresh.....          | "                |          |          |         |
| " fresh fillets.....       | Cases            |          |          |         |
| " canned.....              | Cwts.            |          |          |         |
| " smoked.....              | "                |          |          |         |
| " green-salted.....        | "                |          |          |         |
| " smoked fillets.....      | "                |          |          |         |
| " dried.....               | "                |          |          |         |
| Hake and Cusk.....         | "                | 9        | 27       |         |
| " used fresh.....          | "                |          |          | 9       |
| " fresh fillets.....       | "                |          |          |         |
| " green-salted.....        | "                |          |          |         |
| " smoked.....              | "                |          |          |         |
| " smoked fillets.....      | "                |          |          |         |
| " dried.....               | "                |          |          |         |
| Pollock.....               | "                |          |          |         |
| " used fresh.....          | "                |          |          |         |
| " fresh fillets.....       | "                |          |          |         |
| " green-salted.....        | "                |          |          |         |
| " smoked fillets.....      | "                |          |          |         |
| " dried.....               | "                |          |          |         |
| Whiting.....               | "                | 6        | 32       | 6       |
| Halibut.....               | "                | 35,987   | 337,468  |         |
| " used fresh.....          | "                |          |          | 35,987  |
| " canned.....              | Cases            |          |          |         |
| " smoked.....              | Cwts.            |          |          |         |
| Flounders, Brill, etc..... | "                | 611      | 2,759    | 611     |
| Skate.....                 | "                | 354      | 1,073    | 354     |
| Soles.....                 | "                | 2,142    | 13,059   | 2,142   |
| Herring.....               | "                | *480,407 | 325,270  |         |
| " used fresh.....          | "                |          |          | 21,726  |
| " canned.....              | Cases            |          |          |         |
| " smoked.....              | Cwts.            |          |          | 184     |
| " dry-salted.....          | "                |          |          | 261,512 |
| " pickled.....             | Bbbs.            |          |          | 1       |
| " used as bait.....        | "                |          |          | 38,710  |
| " fertilizer.....          | "                |          |          |         |
| Mackerel.....              | Cwts.            |          |          |         |
| " used fresh.....          | "                |          |          |         |
| " canned.....              | Cases            |          |          |         |
| " salted.....              | Bbbs.            |          |          |         |
| Sardines.....              | "                |          |          |         |
| " sold fresh.....          | "                |          |          |         |
| " canned.....              | Cases            |          |          |         |

\* Of this quantity, 54,000 cwt. were used in the manufacture of fertilizer.

RETURN showing, by Provinces, the Quantities and Values of all Sea Fish caught and landed in a GREEN STATE, and the estimated proportion of the catch MARKETED, or intended to be marketed, in a fresh, pickled, canned, etc., state, during the three months ended March 31, 1928.

| KINDS OF FISH             | BRITISH COLUMBIA |       |          |
|---------------------------|------------------|-------|----------|
|                           | Caught Fresh     |       | Marketed |
|                           | Quantity         | Value | Quantity |
|                           |                  | \$    |          |
| Pilchards.....            | Cwts.            | 7     | 70       |
| " used fresh.....         | "                |       | 7        |
| " canned.....             | Cases            |       |          |
| " smoked.....             | Cwts.            |       |          |
| " used as bait.....       | Bbls.            |       |          |
| " salted.....             | "                |       |          |
| Alewives.....             | Cwts.            |       |          |
| " used fresh.....         | "                |       |          |
| " smoked.....             | "                |       |          |
| " salted.....             | Bbls.            |       |          |
| Salmon.....               | Cwts.            | 5,924 | 90,786   |
| " used fresh.....         | "                |       | 5,924    |
| " canned.....             | Cases            |       |          |
| " smoked.....             | Cwts.            |       |          |
| " dry-salted.....         | "                |       |          |
| " mild cured.....         | "                |       |          |
| " pickled.....            | "                |       |          |
| Shad.....                 | "                | 35    | 210      |
| " used fresh.....         | "                |       | 35       |
| " salted.....             | Bbls.            |       |          |
| Smelts.....               | Cwts.            | 56    | 986      |
| Albacore.....             | "                |       |          |
| " used fresh.....         | "                |       |          |
| " canned.....             | Cases            |       |          |
| Caplin, used as bait..... | Bbls.            |       |          |
| Octopus.....              | Cwts.            | 126   | 901      |
| Oulachons.....            | "                | 20    | 120      |
| Squid, used as bait.....  | Bbls.            |       |          |
| Swordfish.....            | Cwts.            |       |          |
| Tom Cod.....              | "                |       |          |
| Clams and Quahaugs.....   | Bbls.            | 6,307 | 19,311   |
| " used fresh.....         | "                |       | 630      |
| " canned.....             | Cases            |       | 5,677    |
| Scallops.....             | Bbls.            |       |          |
| " shelled.....            | Gals.            |       |          |
| " canned.....             | Cases            |       |          |
| Crabs.....                | Cwts.            | 1,428 | 8,768    |
| Lobsters.....             | "                |       |          |
| " shipped in shell.....   | "                |       |          |
| " canned.....             | Cases            |       |          |
| " tomalley.....           | "                |       |          |
| Oysters.....              | Bbls.            | 840   | 12,105   |
| Shrimps.....              | Cwts.            | 480   | 4,495    |
| Winkles.....              | "                |       |          |
| Cockles.....              | "                |       |          |
| Mussels.....              | "                |       |          |
| Catfish.....              | "                |       |          |
| Total value.....          |                  |       | 920,657  |

SUMMARY of the Quantities and Values of all Sea Fish caught and landed in a green state, and the estimated proportion of the catch marketed, or intended to be marketed, in a fresh, pickled, canned, etc., state, in the WHOLE OF CANADA, during the THREE MONTHS ended MARCH 31st, 1928.

TOTALS  
for the THREE MONTHS  
ended MARCH 31, 1927.

| KINDS OF FISH              | Caught Fresh |          | Marketed   | Caught Fresh |            | Marketed |
|----------------------------|--------------|----------|------------|--------------|------------|----------|
|                            | Quantity     | Value    | Quantity   | Quantity     | Value      | Quantity |
| Cod.....                   | Cwts.        | 90,532   | \$ 192,306 | 87,807       | \$ 216,787 |          |
| " used fresh.....          | "            |          |            |              |            | 51,525   |
| " fresh fillets.....       | Cases        |          |            |              |            |          |
| " canned.....              | Cwts.        |          | 30,980     |              |            | 282      |
| " green-salted.....        | "            |          | 1,981      |              |            | 2,020    |
| " smoked.....              | "            |          | 175        |              |            | 194      |
| " smoked fillets.....      | "            |          | 2,676      |              |            | 10,038   |
| " boneless.....            | "            |          |            |              |            |          |
| " dried.....               | "            |          | 34         |              |            | 430      |
| Ling Cod.....              | "            | 12,471   | 96,254     | 1,714        | 16,157     |          |
| " used fresh.....          | "            |          |            |              |            | 1,714    |
| " green salted.....        | "            |          |            |              |            |          |
| " smoked.....              | "            |          |            |              |            |          |
| Black Cod.....             | "            | 108      | 498        | 142          | 737        |          |
| " used fresh.....          | "            |          |            |              |            | 142      |
| " green-salted.....        | "            |          |            |              |            |          |
| " smoked.....              | "            |          |            |              |            |          |
| " dried.....               | "            |          |            |              |            |          |
| Red and Rock Cod, etc..... | "            | 1,474    | 6,435      | 562          | 2,874      |          |
| " used fresh.....          | "            |          |            |              |            | 562      |
| " green-salted.....        | "            |          |            |              |            |          |
| " smoked.....              | "            |          |            |              |            |          |
| Haddock.....               | "            | 93,996   | 219,630    | 88,034       | 189,129    |          |
| " used fresh.....          | "            |          |            |              |            | 58,342   |
| " fresh fillets.....       | Cases        |          |            |              |            |          |
| " canned.....              | Cwts.        |          |            |              |            | 563      |
| " smoked.....              | "            |          |            |              |            | 6,582    |
| " green-salted.....        | "            |          |            |              |            | 2        |
| " smoked fillets.....      | "            |          |            |              |            | 4,914    |
| " dried.....               | "            |          |            |              |            | 294      |
| Hake and Cusk.....         | "            | 3,564    | 3,928      | 1,517        | 1,898      |          |
| " used fresh.....          | "            |          |            |              |            | 507      |
| " fresh fillets.....       | "            |          |            |              |            |          |
| " green-salted.....        | "            |          |            |              |            | 316      |
| " smoked.....              | "            |          |            |              |            | 60       |
| " smoked fillets.....      | "            |          |            |              |            | 81       |
| " dried.....               | "            |          |            |              |            | 5        |
| Pollock.....               | "            | 2,258    | 2,526      | 2,827        | 3,302      |          |
| " used fresh.....          | "            |          |            |              |            | 1,281    |
| " fresh fillets.....       | "            |          |            |              |            |          |
| " green-salted.....        | "            |          |            |              |            | 205      |
| " smoked fillets.....      | "            |          |            |              |            | 280      |
| " dried.....               | "            |          |            |              |            | 99       |
| Whiting.....               | "            | 6        | 32         | 6            | 48         | 288      |
| Halibut.....               | "            | 37,737   | 365,202    | 37,737       | 32,986     | 414,688  |
| " used fresh.....          | "            |          |            |              |            | 32,986   |
| " canned.....              | Cases        |          |            |              |            |          |
| " smoked.....              | Cwts.        |          |            |              |            |          |
| Flounders, Brill, etc..... | "            | 986      | 3,395      | 986          | 4,285      | 9,950    |
| Skate.....                 | "            | 1,112    | 1,834      | 1,112        | 5,462      | 6,341    |
| Soles.....                 | "            | 5,643    | 20,733     | 5,643        | 2,234      | 11,559   |
| Herring.....               | "            | *488,632 | 335,340    | †530,103     | 267,495    |          |
| " used fresh.....          | "            |          |            |              |            | 20,521   |
| " canned.....              | Cases        |          |            |              |            |          |
| " smoked.....              | Cwts.        |          |            |              |            | 184      |
| " dry-salted.....          | "            |          |            |              |            | 261,512  |
| " pickled.....             | Bbbs.        |          |            |              |            | 11       |
| " used as bait.....        | "            |          |            |              |            | 38,910   |
| " fertilizer.....          | "            |          |            |              |            |          |
| Mackerel.....              | Cwts.        |          |            |              |            |          |
| " used fresh.....          | "            |          |            |              |            |          |
| " canned.....              | Cases        |          |            |              |            |          |
| " salted.....              | Bbbs.        |          |            |              |            |          |
| Sardines.....              | "            |          |            |              |            |          |
| " sold fresh.....          | "            |          |            |              |            |          |
| " canned.....              | Cases        |          |            |              |            |          |

\* 54,000 cwt of this used in manufacture of fertilizer.

† 40,000 cwt. of this used in the manufacture of fertilizer.

SUMMARY of the Quantities and Values of all sea Fish caught and landed in a Green State, and the estimated proportion of the catch marketed, or intended to be marketed, in a fresh, pickled, canned, etc., state, in the WHOLE OF CANADA, during the THREE MONTHS ended MARCH 31st, 1928,

TOTALS  
for the THREE MONTHS  
ended MARCH 31, 1927.

| KINDS OF FISH                  | Caught Fresh |           | Marketed | Caught Fresh |           | Marketed |
|--------------------------------|--------------|-----------|----------|--------------|-----------|----------|
|                                | Quantity     | Value     | Quantity | Quantity     | Value     | Quantity |
|                                |              | \$        |          |              | \$        |          |
| Pilchards.....Cwts.            | 7            | 70        |          | 5            | 50        |          |
| "  used fresh....."            |              |           | 7        |              |           | 5        |
| "  canned.....Cases            |              |           |          |              |           |          |
| "  smoked.....Cwts.            |              |           |          |              |           |          |
| "  used as bait.....Bbls.      |              |           |          |              |           |          |
| "  salted....."                |              |           |          |              |           |          |
| Alewives.....Cwts.             |              |           |          |              |           |          |
| "  used fresh....."            |              |           |          |              |           |          |
| "  smoked....."                |              |           |          |              |           |          |
| "  salted.....Bbls.            |              |           |          |              |           |          |
| Salmon.....Cwts.               | 5,925        | 90,866    |          | 4,854        | 76,139    |          |
| "  used fresh....."            |              |           | 5,925    |              |           | 1,854    |
| "  canned.....Cases            |              |           |          |              |           |          |
| "  smoked.....Cwts.            |              |           |          |              |           |          |
| "  dry-salted....."            |              |           |          |              |           |          |
| "  mild cured....."            |              |           |          |              |           |          |
| "  pickled....."               |              |           |          |              |           |          |
| Shad....."                     | 35           | 210       |          |              |           |          |
| "  used fresh....."            |              |           | 35       |              |           |          |
| "  salted.....Bbls.            |              |           |          |              |           |          |
| Smelts.....Cwts.               | 47,804       | 399,832   | 47,804   | 37,678       | 348,016   | 37,678   |
| Albacore....."                 |              |           |          |              |           |          |
| "  used fresh....."            |              |           |          |              |           |          |
| "  canned.....Cases            |              |           |          |              |           |          |
| Caplin, used as bait.....Bbls. | 72           | 216       | 72       | 133          | 399       | 133      |
| Octopus.....Cwts.              | 126          | 901       | 126      | 93           | 682       | 93       |
| Oulachons....."                | 20           | 120       | 20       | 200          | 1,000     | 200      |
| Squid, used as bait.....Bbls.  |              |           |          |              |           |          |
| Swordfish.....Cwts.            |              |           |          |              |           |          |
| Tom Cod....."                  | 12,233       | 12,330    | 12,233   | 14,860       | 27,153    | 14,860   |
| Clams and Quahaugs.....Bbls.   | 17,090       | 38,921    |          | 12,371       | 26,742    |          |
| "  used fresh....."            |              |           | 4,874    |              |           | 5,736    |
| "  canned.....Cases            |              |           | 11,951   |              |           | 6,394    |
| Scallops.....Bbls.             | 9,501        | 53,911    |          | 7,141        | 48,091    |          |
| "  shelled.....Gals.           |              |           | 18,894   |              |           | 14,178   |
| "  canned.....Cases            |              |           | 31       |              |           | 43       |
| Crabs.....Cwts.                | 1,428        | 8,768     | 1,428    | 1,427        | 8,092     | 1,427    |
| Lobsters....."                 | 5,923        | 137,520   |          | 12,232       | 281,760   |          |
| "  shipped in shell....."      |              |           | 4,176    |              |           | 80,42    |
| "  canned.....Cases            |              |           | 815      |              |           | 2,095    |
| "  tomalley....."              |              |           |          |              |           | 28       |
| Oysters.....Bbls.              | 1,228        | 14,433    | 1,228    | 1,339        | 15,353    | 1,339    |
| Shrimps.....Cwts.              | 480          | 4,495     | 480      | 217          | 3,460     | 217      |
| Winkles....."                  | 161          | 294       | 161      | 801          | 1,582     | 801      |
| Cockles....."                  | 63           | 441       | 63       |              |           |          |
| Mussels....."                  |              |           |          |              |           |          |
| Catfish....."                  | 1,023        | 1,023     | 1,023    | 4,196        | 4,196     | 4,196    |
| Total value.....               |              | 2,012,464 |          |              | 1,983,920 |          |

## UNITED STATES

## ATLANTIC COAST

(From reports of the Bureau of Fisheries, Department of Commerce.)

The quantities of the chief kinds of fish landed at Boston and Gloucester, Mass., and Portland, Maine, by United States fishing vessels during the two months ended February 28, 1928, and those landed during the corresponding period in the preceding year were as follows:—

| Kinds of Fish                              | 1928    | 1927    |
|--|---------|---------|
|  | Cwts.   | Cwts.   |
| Cod, fresh.....                            | 71,310  | 110,678 |
| " salted.....                              |         | 9       |
| Cusk, fresh.....                           | 3,587   | 4,360   |
| " salted.....                              |         |         |
| Haddock, fresh.....                        | 200,173 | 216,451 |
| " salted.....                              |         | 3       |
| Hake, fresh.....                           | 8,001   | 5,823   |
| " salted.....                              | 11      |         |
| Pollock, fresh.....                        | 5,809   | 10,556  |
| " salted.....                              |         |         |
| Halibut, fresh.....                        | 1,869   | 1,596   |
| " salted.....                              |         |         |
| Other fish, fresh (including Herring)..... | 20,865  | 18,000  |
| " salted.....                              | 7,871   | 16,965  |

## PACIFIC COAST

The quantities of the chief kinds of fish landed at Seattle, Washington, by United States fishing vessels during the two months ended February 28, 1928, and those landed during the corresponding period in the preceding year, were as follows:—

| Kinds of Fish                              | 1928   | 1927  |
|--|--------|-------|
|  | Cwts.  | Cwts. |
| Halibut.....                               | 1,735  | 192   |
| Black Cod (Sable Fish).....                | 636    |       |
| Ling Cod.....                              | 1,627  | 1,044 |
| TAKEN IN PUGET SOUND BY COLLECTING VESSELS |        |       |
| Herring.....                               | 13,680 | 3,400 |
| Trout.....                                 | 80     | 300   |
| Crabs.....                                 | 471    | 517   |

## ENGLAND AND WALES

(From monthly reports of the Ministry of Agriculture and Fisheries.)

The quantities of the chief kinds of fish landed by British vessels during the two months ended February 28, 1928, and those landed during the corresponding period last year, were as follows:—

| Kinds of Fish                | 1928      | 1927      |
|------------------------------|-----------|-----------|
|                              | Cwts.     | Cwts.     |
| Cod.....                     | 390,239   | 466,054   |
| Haddock.....                 | 170,627   | 220,284   |
| Hake.....                    | 72,255    | 105,696   |
| Ling.....                    | 14,498    | 15,378    |
| Saith (Coalfish).....        | 50,583    | 41,364    |
| Halibut.....                 | 10,713    | 11,931    |
| Skate.....                   | 71,474    | 67,032    |
| Whiting.....                 | 68,462    | 69,364    |
| Soles, Brill and Turbot..... | 27,344    | 24,112    |
| Plaice.....                  | 91,999    | 112,050   |
| Herring.....                 | 57,799    | 45,502    |
| Mackerel.....                | 1,059     | 5,405     |
| Lobsters (Number).....       | 39,100    | 41,100    |
| Oysters.....                 | 1,349,800 | 2,052,109 |

The total quantity of fish landed by British and Foreign vessels during the two months ended Feb. 28, 1928, was 2,016,297 cwts., valued at \$14,948,275, while that landed during the corresponding period in the preceding year was 2,009,626 cwts., valued at \$13,095,085. The value of shellfish is included, but the weight is not.

## SCOTLAND

(From monthly reports of the Fishery Board.)

The quantities of the chief kinds of fish landed by British vessels during the two months ended February 28 this year and those landed during the corresponding period of last year were as follows:—

| Kinds of Fish          | 1928    | 1927    |
|------------------------|---------|---------|
|                        | Cwts.   | Cwts.   |
| Cod.....               | 126,163 | 141,155 |
| Haddock.....           | 153,441 | 166,031 |
| Hake.....              | 1,895   | 2,969   |
| Saith (Coalfish).....  | 18,603  | 17,712  |
| Ling.....              | 8,261   | 9,114   |
| Halibut.....           | 1,327   | 1,323   |
| Plaice.....            | 7,146   | 9,441   |
| Skate.....             | 28,274  | 22,284  |
| Herring.....           | 441,490 | 596,348 |
| Mackerel.....          | 13      | 19      |
| Lobsters (Number)..... | 73,890  | 84,562  |
| Oysters.....           | 15,000  | 8,740   |

The total quantity of fish landed by British and Foreign vessels during the two months ended February 28, 1928, was 963,138 cwts., valued at \$4,080,130, while that landed during the corresponding period in the preceding year was 1,109,183 cwts., valued at \$3,261,690. The value of Shellfish is included, but the weight is not.

## IRELAND

(FREE STATE)

(From monthly reports of the Department of Fisheries.)

The total quantity of fish landed in Ireland (Free State) during the two months ended February 28, 1928, was 33,952 cwts., valued at \$153,870, while that landed during the corresponding period in the preceding year was 55,538 cwts., valued at \$202,650. The value of shellfish is included, but the weight is not.

The quantities of the chief kinds landed during the two months this year, and those landed during the corresponding period last year, were as follows:—

| Kinds of Fish                | 1928   |  | 1927   |  |
|------------------------------|--------|--|--------|--|
|                              | Cwts.  |  | Cwts.  |  |
| Cod.....                     | 3,961  |  | 5,228  |  |
| Haddock.....                 | 558    |  | 765    |  |
| Hake.....                    | 49     |  | 343    |  |
| Ling.....                    | 45     |  | 76     |  |
| Skate.....                   | 738    |  | 680    |  |
| Whiting.....                 | 2,705  |  | 3,439  |  |
| Soles, Brill and Turbot..... | 176    |  | 196    |  |
| Plaice.....                  | 1,355  |  | 2,528  |  |
| Herring.....                 | 22,447 |  | 40,538 |  |
| Mackerel.....                | 449    |  | 549    |  |
| Lobsters (Number).....       | 11,224 |  | 3,936  |  |
| Oysters ".....               | 24,720 |  | 28,740 |  |

## NORTHERN IRELAND

(From Monthly Reports of the Ministry of Commerce.)

The total quantity of fish landed on the coasts of Northern Ireland during the two months ended February 28, 1928, was 2,015 cwts., valued at \$13,725. The value of shellfish is included, but the weight is not.

| Kinds of Fish               | 1928  |       |
|-----------------------------|-------|-------|
|                             | Cwts. |       |
| Cod.....                    |       |       |
| Haddock.....                |       | 518   |
| Ling.....                   |       | 56    |
| Whiting.....                |       | 1     |
| Saith (Coalfish).....       |       | 1,159 |
| Skate.....                  |       | 151   |
| Herring.....                |       | 59    |
| Sole, Brill and Turbot..... |       |       |
| Plaice.....                 |       |       |
| Lobsters (Number).....      |       | 2     |
| Oysters (Number).....       |       | 53    |
|                             |       | 2,120 |







1225  
1225  
Jan.-June, 1928

MARINE AND FISHERIES DEPARTMENT  
FISHERIES BRANCH  
CANADA

QUARTERLY BULLETIN

OF

SEA FISHERY STATISTICS

The values herein shown are based on the prices of the various kinds when first brought to land by the fishermen. The figures contained in the Quarterly Bulletin are subject to revision and change before publication in the Annual Statistical Report.

A. J. COWIE  
PERIOD: JANUARY-JUNE, 1928  
OTTAWA, CANADA

ISSUED BY THE AUTHORITY OF THE MINISTER  
HON. P. J. A. CARDIN

FISHERIES' LIBRARY

OTTAWA  
F. A. ACLAND  
PRINTER TO THE KING'S MOST EXCELLENT MAJESTY  
1928

#### NOTE

The values herein shown are based on the prices of the various kinds when first brought to land by the fishermen. The figures contained in the Quarterly Bulletins are subject to revision and change before publication in the Annual Statistical Report.

J. J. COWIE,  
*Chief Statistical Officer*

OTTAWA, AUGUST, 1928.

RETURN showing, by Provinces, the Quantities and Values of all Sea Fish caught and landed in a GREEN STATE, and the estimated proportion of the catch MARKETED, or intended to be marketed, in a fresh, pickled, canned, etc., state, during the six months ended June 30, 1928.

| KINDS OF FISH              | NOVA SCOTIA  |         |           | P. E. ISLAND |        |          |
|----------------------------|--------------|---------|-----------|--------------|--------|----------|
|                            | Caught Fresh |         | Marketed  | Caught Fresh |        | Marketed |
|                            | Quantity     | Value   | Quantity  | Quantity     | Value  | Quantity |
|                            |              | \$      |           |              |        |          |
| Cod.....                   | Cwts.        | 543,952 | 1,023,699 |              |        |          |
| “ used fresh.....          | “            |         |           | 7,155        | 11,641 |          |
| “ fresh fillets.....       | “            |         | 63,728    |              |        | 2,915    |
| “ canned.....              | Cases        |         | 4,121     |              |        |          |
| “ green-salted.....        | Cwts.        |         | 1,262     |              |        |          |
| “ smoked.....              | “            |         | 36,803    |              |        | 2,110    |
| “ smoked fillets.....      | “            |         |           |              |        |          |
| “ boneless.....            | “            |         | 23,842    |              |        |          |
| “ dried.....               | “            |         | 205       |              |        |          |
| Ling Cod.....              | “            |         | 106,717   |              |        |          |
| “ used fresh.....          | “            |         |           |              |        |          |
| “ green-salted.....        | “            |         |           |              |        |          |
| “ smoked.....              | “            |         |           |              |        |          |
| Black Cod.....             | “            |         |           |              |        |          |
| “ used fresh.....          | “            |         |           |              |        |          |
| “ green-salted.....        | “            |         |           |              |        |          |
| “ smoked.....              | “            |         |           |              |        |          |
| “ dried.....               | “            |         |           |              |        |          |
| Red and Rock Cod, etc..... | “            |         |           |              |        |          |
| “ used fresh.....          | “            |         |           |              |        |          |
| “ green-salted.....        | “            |         |           |              |        |          |
| “ smoked.....              | “            |         |           |              |        |          |
| Haddock.....               | “            | 227,997 | 386,942   | 112          | 249    |          |
| “ used fresh.....          | “            |         |           |              |        | 112      |
| “ fresh fillets.....       | “            |         |           | 84,205       |        |          |
| “ canned.....              | Cases        |         |           | 19,462       |        |          |
| “ smoked.....              | Cwts.        |         |           | 5,482        |        |          |
| “ green-salted.....        | “            |         |           | 14,811       |        |          |
| “ smoked fillets.....      | “            |         |           | 9,132        |        |          |
| “ dried.....               | “            |         |           | 6,125        |        |          |
| “ dried.....               | “            |         |           | 3,482        |        |          |
| Hake and Cusk.....         | “            | 30,172  | 25,574    | 408          | 293    |          |
| “ used fresh.....          | “            |         |           |              |        | 30       |
| “ fresh fillets.....       | “            |         |           | 1,076        |        |          |
| “ green-salted.....        | “            |         |           | 276          |        |          |
| “ smoked.....              | “            |         |           | 11,318       |        | 189      |
| “ smoked fillets.....      | “            |         |           |              |        |          |
| “ dried.....               | “            |         |           | 966          |        |          |
| “ dried.....               | “            |         |           | 919          |        |          |
| Pollock.....               | “            | 8,557   | 9,237     |              |        |          |
| “ used fresh.....          | “            |         |           | 2,232        |        |          |
| “ fresh fillets.....       | “            |         |           | 40           |        |          |
| “ green-salted.....        | “            |         |           | 2,512        |        |          |
| “ smoked fillets.....      | “            |         |           | 21           |        |          |
| “ dried.....               | “            |         |           | 361          |        |          |
| Whiting.....               | “            |         |           |              |        |          |
| Halibut.....               | “            | 16,837  | 193,851   |              |        |          |
| “ used fresh.....          | “            |         |           | 17,045       |        |          |
| “ canned.....              | Cases        |         |           | 31           |        |          |
| “ smoked.....              | Cwts.        |         |           |              |        |          |
| Flounders, Brill, etc..... | “            | 1,400   | 1,857     | 1,400        |        |          |
| Skate.....                 | “            | 1,132   | 1,103     | 1,132        |        |          |
| Soles.....                 | “            | 7,633   | 15,738    | 7,633        |        |          |
| Herring.....               | “            | 70,447  | 83,238    |              | 42,085 | 59,108   |
| “ used fresh.....          | “            |         |           | 8,446        |        | 5,052    |
| “ canned.....              | Cases        |         |           |              |        |          |
| “ smoked.....              | Cwts.        |         |           | 2,759        |        |          |
| “ dry-salted.....          | “            |         |           |              |        |          |
| “ pickled.....             | Bbbs.        |         |           | 337          |        |          |
| “ used as bait.....        | “            |         |           | 26,618       |        | 18,516   |
| “ fertilizer.....          | “            |         |           | 1,105        |        |          |
| Mackerel.....              | Cwts.        | 44,053  | 102,141   |              | 5,501  | 10,671   |
| “ used fresh.....          | “            |         |           | 16,459       |        | 1,836    |
| “ canned.....              | Cases        |         |           |              |        | 336      |
| “ salted.....              | Bbbs.        |         |           | 9,218        |        | 1,009    |
| Sardines.....              | “            | *4,012  | 4,012     |              |        |          |
| “ sold fresh.....          | “            |         |           |              |        |          |
| “ canned.....              | Cases        |         |           |              |        |          |

RETURN showing, by Provinces, the Quantities and Values of all Sea Fish caught and landed in a GREEN STATE, and the estimated proportion of the catch MARKETED, or intended to be marketed, in a fresh, pickled, canned, etc., state, during the six months ended June 30, 1923.

| KINDS OF FISH                  | NOVA SCOTIA  |           |          | P. E. ISLAND |         |          |
|--------------------------------|--------------|-----------|----------|--------------|---------|----------|
|                                | Caught Fresh |           | Marketed | Caught Fresh |         | Marketed |
|                                | Quantity     | Value     | Quantity | Quantity     | Value   | Quantity |
|                                |              | \$        |          |              | \$      |          |
| Pilchards.....Cwts.            |              |           |          |              |         |          |
| " used fresh....."             |              |           |          |              |         |          |
| " canned.....Cases             |              |           |          |              |         |          |
| " smoked.....Cwts.             |              |           |          |              |         |          |
| " used as bait.....Bbls.       |              |           |          |              |         |          |
| " salted....."                 |              |           |          |              |         |          |
| Alewives.....Cwts.             | 11,946       | 11,407    |          | 150          | 150     |          |
| " used fresh....."             |              |           | 7,726    |              |         | 150      |
| " smoked....."                 |              |           | 715      |              |         |          |
| " salted.....Bbls.             |              |           | 963      |              |         |          |
| Salmon.....Cwts.               | 2,340        | 40,476    |          |              |         |          |
| " used fresh....."             |              |           | 4,608    |              |         |          |
| " canned.....Cases             |              |           |          |              |         |          |
| " smoked.....Cwts.             |              |           | 25       |              |         |          |
| " dry-salted....."             |              |           |          |              |         |          |
| " mild cured....."             |              |           |          |              |         |          |
| " pickled....."                |              |           |          |              |         |          |
| Shad....."                     | 81           | 997       |          |              |         |          |
| " used fresh....."             |              |           | 81       |              |         |          |
| " salted.....Bbls.             |              |           |          |              |         |          |
| Smelts.....Cwts.               | 2,539        | 29,293    | 2,539    | 5,724        | 39,629  | 5,724    |
| Albacore....."                 | 45           | 540       |          |              |         |          |
| " used fresh....."             |              |           | 45       |              |         |          |
| " canned.....Cases             |              |           |          |              |         |          |
| Caplin, used as bait.....Bbls. |              |           |          | 72           | 216     | 72       |
| Octopus.....Cwts.              |              |           |          |              |         |          |
| Oulachons....."                |              |           |          |              |         |          |
| Squid, used as bait.....Bbls.  | 40           | 85        | 40       |              |         |          |
| Swordfish.....Cwts.            |              |           |          |              |         |          |
| Tom Cod....."                  | 154          | 250       | 154      | 1,234        | 3,702   | 1,234    |
| Clams and Quahaugs.....Bbls.   | 3,543        | 6,657     |          | 1,958        | 2,506   |          |
| " used fresh....."             |              |           | 2,619    |              |         | 550      |
| " canned.....Cases             |              |           | 819      |              |         | 11       |
| Scallops.....Bbls.             | 17,408       | 92,384    |          | 90           | 270     |          |
| " shelled.....Gals.            |              |           | 34,445   |              |         | 180      |
| " canned.....Cases             |              |           | 125      |              |         |          |
| Crabs.....Cwts.                |              |           |          |              |         |          |
| Lobsters....."                 | 164,361      | 2,099,620 |          | 55,089       | 471,105 |          |
| " shipped in shell....."       |              |           | 58,437   |              |         | 952      |
| " meat....."                   |              |           | 188      |              |         | 19       |
| " canned.....Cases             |              |           | 53,750   |              |         | 24,366   |
| " tomailey....."               |              |           | 1,688    |              |         | 811      |
| Oysters.....Bbls.              |              |           |          |              |         |          |
| Shrimps.....Cwts.              |              |           |          |              |         |          |
| Winkles....."                  | 909          | 1,363     | 909      |              |         |          |
| Coekles....."                  |              |           |          | 63           | 441     | 63       |
| Mussels....."                  |              |           |          |              |         |          |
| Catfish....."                  | 1,074        | 1,049     | 1,074    |              |         |          |
| Total value.....               |              | 4,131,513 |          |              | 599,981 |          |

RETURN showing, by Provinces, the Quantities and Values of all Sea Fish caught and landed in a GREEN STATE, and the estimated proportion of the catch MARKETED, or intended to be marketed, in a fresh, pickled, canned, etc., state, during the six months ended June 30, 1928.

| KINDS OF FISH              | NEW BRUNSWICK |        |          | QUEBEC       |        |          |
|----------------------------|---------------|--------|----------|--------------|--------|----------|
|                            | Caught Fresh  |        | Marketed | Caught Fresh |        | Marketed |
|                            | Quantity      | Value  | Quantity | Quantity     | Value  | Quantity |
|                            |               | \$     |          |              | \$     |          |
| Cod..... Cwts.             | 47,262        | 74,647 |          | 51,124       | 80,227 |          |
| " used fresh.....          |               |        |          |              |        |          |
| " canned..... Cases        |               |        | 6,621    |              |        | 249      |
| " fresh fillets..... Cwts. |               |        |          |              |        |          |
| " green-salted.....        |               |        | 1,264    |              |        | 9,420    |
| " smoked.....              |               |        |          |              |        |          |
| " smoked fillets.....      |               |        |          |              |        |          |
| " boneless.....            |               |        |          |              |        |          |
| " dried.....               |               |        |          |              |        |          |
| Ling Cod.....              |               |        | 12,703   |              |        | 10,677   |
| " used fresh.....          |               |        |          |              |        |          |
| " green-salted.....        |               |        |          |              |        |          |
| " smoked.....              |               |        |          |              |        |          |
| Black Cod.....             |               |        |          |              |        |          |
| " used fresh.....          |               |        |          |              |        |          |
| " green-salted.....        |               |        |          |              |        |          |
| " smoked.....              |               |        |          |              |        |          |
| " dried.....               |               |        |          |              |        |          |
| Red and Rock Cod, etc..... |               |        |          |              |        |          |
| " used fresh.....          |               |        |          |              |        |          |
| " green-salted.....        |               |        |          |              |        |          |
| " smoked.....              |               |        |          |              |        |          |
| Haddock.....               | 9,118         | 12,526 |          |              |        |          |
| " used fresh.....          |               |        |          |              |        |          |
| " canned..... Cases        |               |        | 6,301    |              |        |          |
| " fresh fillets..... Cwts. |               |        | 144      |              |        |          |
| " smoked.....              |               |        |          |              |        |          |
| " green-salted.....        |               |        | 373      |              |        |          |
| " smoked fillets.....      |               |        |          |              |        |          |
| " dried.....               |               |        | 613      |              |        |          |
| Hake and Cusk.....         | 3,442         | 2,131  |          |              |        |          |
| " used fresh.....          |               |        |          |              |        |          |
| " fresh fillets.....       |               |        | 268      |              |        |          |
| " green-salted.....        |               |        | 1,322    |              |        |          |
| " smoked.....              |               |        |          |              |        |          |
| " smoked fillets.....      |               |        |          |              |        |          |
| " dried.....               |               |        | 176      |              |        |          |
| Pollock.....               | 1,285         | 1,117  |          |              |        |          |
| " used fresh.....          |               |        | 601      |              |        |          |
| " fresh fillets.....       |               |        |          |              |        |          |
| " green-salted.....        |               |        | 78       |              |        |          |
| " smoked fillets.....      |               |        |          |              |        |          |
| " dried.....               |               |        | 176      |              |        |          |
| Whiting.....               |               |        |          |              |        |          |
| Halibut.....               | 30            | 444    |          | 91           | 696    |          |
| " used fresh.....          |               |        | 30       |              |        | 91       |
| " canned..... Cases        |               |        |          |              |        |          |
| " smoked..... Cwts.        |               |        |          |              |        |          |
| Flounders, Brill, etc..... | 238           | 522    | 238      |              |        |          |
| Skate.....                 | 9             | 9      | 9        |              |        |          |
| Soles.....                 |               |        |          |              |        |          |
| Herring.....               | 170,823       | 92,340 |          | 188,987      | 60,123 |          |
| " used fresh.....          |               |        | 11,270   |              |        | 3,022    |
| " canned..... Cases        |               |        |          |              |        |          |
| " smoked..... Cwts.        |               |        | 9,507    |              |        | 12,535   |
| " dry-salted.....          |               |        |          |              |        |          |
| " pickled..... Bbls.       |               |        | 701      |              |        | 3,232    |
| " used as bait.....        |               |        | 20,138   |              |        | 37,997   |
| " fertilizer.....          |               |        | 49,075   |              |        | 37,602   |
| Mackerel..... Cwts.        | 14,851        | 25,640 | 14,851   | 17,363       | 25,943 |          |
| " used fresh.....          |               |        |          |              |        | 330      |
| " canned..... Cases        |               |        |          |              |        | 1,190    |
| " salted..... Bbls.        |               |        |          |              |        | 5,400    |
| Sardines.....              | 48,902        | 97,804 |          |              |        |          |
| " sold fresh.....          |               |        | 35,897   |              |        |          |
| " canned..... Cases        |               |        | 79,185   |              |        |          |

RETURN showing, by Provinces, the Quantities and Values of all Sea Fish caught and landed in a GREEN STATE, and the estimated proportion of the catch MARKETED, or intended to be marketed, in a fresh, pickled, canned, etc., state, during the six months ended June 30, 1928.

| KINDS OF FISH                  | NEW BRUNSWICK |           |          | QUEBEC       |         |          |
|--------------------------------|---------------|-----------|----------|--------------|---------|----------|
|                                | Caught Fresh  |           | Marketed | Caught Fresh |         | Marketed |
|                                | Quantity      | Value     | Quantity | Quantity     | Value   | Quantity |
|                                |               | \$        |          |              | \$      |          |
| Pilchards.....Cwts.            |               |           |          |              |         |          |
| “ used fresh.....“             |               |           |          |              |         |          |
| “ canned.....Cases             |               |           |          |              |         |          |
| “ smoked.....Cwts.             |               |           |          |              |         |          |
| “ used as bait.....Bbls.       |               |           |          |              |         |          |
| “ salted.....“                 |               |           |          |              |         |          |
| Alewives.....Cwts.             | 22,763        | 16,928    |          |              |         |          |
| “ used fresh.....“             |               |           | 4,705    |              |         |          |
| “ smoked.....“                 |               |           | 325      |              |         |          |
| “ salted.....Bbls.             |               |           | 5,770    |              |         |          |
| Salmon.....Cwts.               | 7,261         | 108,054   |          | 4,067        | 45,262  |          |
| “ used fresh.....“             |               |           | 7,261    |              |         | 4,067    |
| “ canned.....Cases             |               |           |          |              |         |          |
| “ smoked.....Cwts.             |               |           |          |              |         |          |
| “ dry-salted.....“             |               |           |          |              |         |          |
| “ mild cured.....“             |               |           |          |              |         |          |
| “ pickled.....“                |               |           |          |              |         |          |
| Shad.....“                     | 7,044         | 33,207    |          | 1            | 10      |          |
| “ used fresh.....“             |               |           | 7,044    |              |         | 1        |
| “ salted.....Bbls.             |               |           |          |              |         |          |
| Smelts.....Cwts.               | 39,503        | 330,104   | 39,503   |              |         |          |
| Albacore.....“                 |               |           |          |              |         |          |
| “ used fresh.....“             |               |           |          |              |         |          |
| “ canned.....Cases             |               |           |          |              |         |          |
| Caplin, used as bait.....Bbls. |               |           |          | 946          | 509     | 946      |
| Octopus.....Cwts.              |               |           |          |              |         |          |
| Oulachons.....“                |               |           |          |              |         |          |
| Squid, used as bait.....Bbls.  |               |           |          |              |         |          |
| Swordfish.....Cwts.            |               |           |          |              |         |          |
| Tom Cod.....“                  | 10,929        | 8,578     | 10,929   |              |         |          |
| Clams and Quahaugs.....Bbls.   | 19,088        | 33,055    |          | 394          | 2,194   |          |
| “ used fresh.....“             |               |           | 6,025    |              |         | 394      |
| “ canned.....Cases             |               |           | 13,880   |              |         |          |
| Scallops.....Bbls.             | 50            | 250       |          | 550          | 1,600   |          |
| “ shelled.....Gals.            |               |           | 100      |              |         | 1,100    |
| “ canned.....Cases             |               |           |          |              |         |          |
| Crabs.....Cwts.                |               |           |          |              |         |          |
| Lobsters.....“                 | 30,909        | 279,512   |          | 22,161       | 180,850 |          |
| “ shipped in shell.....“       |               |           | 6,238    |              |         | 598      |
| “ meat.....“                   |               |           | 330      |              |         |          |
| “ canned.....Cases             |               |           | 13,391   |              |         | 10,259   |
| “ tomalley.....“               |               |           | 72       |              |         | 585      |
| Oysters.....Bbls.              | 388           | 2,328     | 388      |              |         |          |
| Shrimps.....Cwts.              |               |           |          |              |         |          |
| Winkles.....“                  | 151           | 377       | 151      |              |         |          |
| Cockles.....“                  |               |           |          |              |         |          |
| Mussels.....“                  |               |           |          |              |         |          |
| Catfish.....“                  |               |           |          |              |         |          |
| Total value.....               |               | 1,119,573 |          |              | 397,414 |          |



RETURN showing, by Provinces, the Quantities and Values of all Sea Fish caught and landed in a GREEN STATE, and the estimated proportion of the catch MARKETED, or intended to be marketed, in a fresh, pickled, canned, etc., state, during the six months ended June 30, 1923.

| KINDS OF FISH              | BRITISH COLUMBIA |           |          |
|----------------------------|------------------|-----------|----------|
|                            | Caught Fresh     |           | Marketed |
|                            | Quantity         | Value     | Quantity |
| Cod.....                   |                  | \$        |          |
| " used fresh.....          | Cwts. 21         | 62        | 21       |
| " fresh fillets.....       |                  |           |          |
| " canned.....              | Cases            |           |          |
| " green-salted.....        | Cwts.            |           |          |
| " smoked.....              | "                |           |          |
| " smoked fillets.....      | "                |           |          |
| " boneless.....            | "                |           |          |
| " dried.....               | "                |           |          |
| Ling Cod.....              | "                |           |          |
| " used fresh.....          | " 29,528         | 191,599   | 29,498   |
| " green-salted.....        | "                |           |          |
| " smoked.....              | "                |           |          |
| " smoked fillets.....      | "                |           | 10       |
| Black Cod.....             | "                |           |          |
| " used fresh.....          | " 917            | 4,035     | 867      |
| " green-salted.....        | "                |           |          |
| " smoked.....              | "                |           | 25       |
| " dried.....               | "                |           |          |
| Red and Rock Cod, etc..... | "                |           |          |
| " used fresh.....          | " 2,185          | 13,188    | 2,185    |
| " green-salted.....        | "                |           |          |
| " smoked.....              | "                |           |          |
| Haddock.....               | "                |           |          |
| " used fresh.....          | "                |           |          |
| " fresh fillets.....       | Cases            |           |          |
| " canned.....              | Cwts.            |           |          |
| " smoked.....              | "                |           |          |
| " green-salted.....        | "                |           |          |
| " smoked fillets.....      | "                |           |          |
| " dried.....               | "                |           |          |
| Hake and Cusk.....         | "                |           |          |
| " used fresh.....          | " 9              | 27        | 9        |
| " fresh fillets.....       | "                |           |          |
| " green-salted.....        | "                |           |          |
| " smoked.....              | "                |           |          |
| " smoked fillets.....      | "                |           |          |
| " dried.....               | "                |           |          |
| Pollock.....               | "                |           |          |
| " used fresh.....          | "                |           |          |
| " fresh fillets.....       | "                |           |          |
| " green-salted.....        | "                |           |          |
| " smoked fillets.....      | "                |           |          |
| " dried.....               | "                |           |          |
| Whiting.....               | "                |           |          |
| Halibut.....               | " 14             | 74        | 14       |
| " used fresh.....          | " 151,168        | 1,317,614 | 151,168  |
| " canned.....              | Cases            |           |          |
| " smoked.....              | Cwts.            |           |          |
| Flounders, Brill, etc..... | " 842            | 3,697     | 842      |
| Skate.....                 | " 741            | 2,294     | 741      |
| Soles.....                 | " 3,339          | 19,599    | 3,339    |
| Herring.....               | " 490,968        | 339,158   | 83,512   |
| " used fresh.....          | "                |           |          |
| " canned.....              | Cases            |           |          |
| " smoked.....              | Cwts.            |           | 256      |
| " dry-salted.....          | "                |           | 261,512  |
| " pickled.....             | Bbbs.            |           | 1        |
| " used as bait.....        | "                |           | 40,025   |
| " fertilizer.....          | "                |           |          |
| Mackerel.....              | Cwts.            |           |          |
| " used fresh.....          | "                |           |          |
| " canned.....              | Cases            |           |          |
| " salted.....              | Bbbs.            |           |          |
| Sardines.....              | "                |           |          |
| " sold fresh.....          | "                |           |          |
| " canned.....              | Cases            |           |          |

\* Of this quantity, 60,545 cwt. were used in the manufacture of fertilizer.

RETURN showing, by Provinces, the Quantities and Values of all Sea Fish caught and landed in a GREEN STATE, and the estimated proportion of the catch MARKETED, or intended to be marketed, in a fresh, pickled, canned, etc., state, during the six months ended June 30, 1928.

| KINDS OF FISH             | BRITISH COLUMBIA |           |          |
|---------------------------|------------------|-----------|----------|
|                           | Caught Fresh     |           | Marketed |
|                           | Quantity         | Value     | Quantity |
|                           |                  | \$        |          |
| Pilchards.....            | Cwts.            | 30,547    | 18,394   |
| " used fresh.....         | Cwts.            |           |          |
| " canned.....             | Cases            |           | *27,457  |
| " smoked.....             | Cwts.            |           | 4,404    |
| " used as bait.....       | Bbbs.            |           |          |
| " salted.....             | "                |           |          |
| Alewives.....             | Cwts.            |           |          |
| " used fresh.....         | "                |           |          |
| " smoked.....             | "                |           |          |
| " salted.....             | Bbbs.            |           |          |
| Salmon.....               | Cwts.            | 64,354    | 650,600  |
| " used fresh.....         | Cwts.            |           |          |
| " canned.....             | Cases            |           | 38,433   |
| " smoked.....             | Cwts.            |           | 19,561   |
| " dry-salted.....         | "                |           |          |
| " mild cured.....         | "                |           | 6,327    |
| " pickled.....            | "                |           |          |
| Shad.....                 | "                | 35        | 210      |
| " used fresh.....         | "                |           |          |
| " salted.....             | Bbbs.            |           | 35       |
| Smelts.....               | Cwts.            | 249       | 3,707    |
| Albacore.....             | "                |           |          |
| " used fresh.....         | "                |           |          |
| " canned.....             | Cases            |           |          |
| Caplin, used as bait..... | Bbbs.            |           |          |
| Octopus.....              | Cwts.            | 246       | 1,527    |
| Oulachons.....            | "                | 141       | 604      |
| Squid, used as bait.....  | Bbbs.            |           | 141      |
| Swordfish.....            | Cwts.            |           |          |
| Tom Cod.....              | "                |           |          |
| Clams and Quahaugs.....   | Bbbs.            | 6,514     | 20,382   |
| " used fresh.....         | "                |           |          |
| " canned.....             | Cases            |           | 837      |
| Scallops.....             | Bbbs.            |           | 5,677    |
| " shelled.....            | Bbbs.            |           |          |
| " canned.....             | Gals.            |           |          |
| Crabs.....                | Cases            |           |          |
| Lobsters.....             | Cwts.            | 2,708     | 15,534   |
| " shipped in shell.....   | "                |           |          |
| " meat.....               | "                |           |          |
| " canned.....             | Cases            |           |          |
| " tomalley.....           | "                |           |          |
| Oysters.....              | Bbbs.            | 1,297     | 18,396   |
| Shrimps.....              | Cwts.            | 734       | 7,617    |
| Winkles.....              | "                |           | 734      |
| Cockles.....              | "                |           |          |
| Mussels.....              | "                |           |          |
| Catfish.....              | "                |           |          |
| Total value.....          |                  | 2,628,318 |          |

SUMMARY of the Quantities and Values of all Sea Fish caught and landed in a green state, and the estimated proportion of the catch marketed, or intended to be marketed, in a fresh, pickled, canned, etc., state, in the WHOLE OF CANADA, during the SIX MONTHS ended JUNE 30, 1928,

TOTALS  
for the SIX MONTHS  
ended JUNE 30, 1927.

| KINDS OF FISH              | Caught Fresh  |           | Marketed | Caught Fresh |           | Marketed |
|----------------------------|---------------|-----------|----------|--------------|-----------|----------|
|                            | Quantity      | Value     | Quantity | Quantity     | Value     | Quantity |
| Cod.....                   |               | \$        |          |              | \$        |          |
| " used fresh.....          | Cwts. 649,514 | 1,190,276 |          | 565,724      | 1,076,010 |          |
| " fresh fillets.....       | Cases         |           | 73,534   |              |           | 86,449   |
| " canned.....              | Cwts.         |           | 4,121    |              |           |          |
| " green-salted.....        | "             |           | 1,262    |              |           | 941      |
| " smoked.....              | "             |           | 49,597   |              |           | 35,436   |
| " smoked fillets.....      | "             |           | 23,842   |              |           | 194      |
| " boneless.....            | "             |           | 205      |              |           | 12,788   |
| " dried.....               | "             |           | 130,097  |              |           | 1,483    |
| Ling Cod.....              | " 29,528      | 191,599   |          | 16,493       | 119,330   | 121,227  |
| " used fresh.....          | "             |           |          |              |           |          |
| " green salted.....        | "             |           | 29,498   |              |           | 16,489   |
| " smoked.....              | "             |           |          |              |           |          |
| " smoked fillets.....      | "             |           | 10       |              |           | 2        |
| Black Cod.....             | " 917         | 4,035     |          | 696          | 3,882     |          |
| " used fresh.....          | "             |           | 867      |              |           | 610      |
| " green-salted.....        | "             |           |          |              |           |          |
| " smoked.....              | "             |           | 25       |              |           | 43       |
| " dried.....               | "             |           |          |              |           |          |
| Red and Rock Cod, etc..... | " 3,185       | 13,188    |          | 2,221        | 10,500    |          |
| " used fresh.....          | "             |           | 3,185    |              |           | 2,215    |
| " green-salted.....        | "             |           |          |              |           | 1        |
| " smoked.....              | "             |           |          |              |           | 2        |
| Haddock.....               | " 237,227     | 399,717   |          | 203,943      | 342,203   |          |
| " used fresh.....          | "             |           | 90,618   |              |           | 122,584  |
| " fresh fillets.....       | Cases         |           | 19,462   |              |           |          |
| " canned.....              | Cwts.         |           | 5,626    |              |           | 6,194    |
| " smoked.....              | "             |           | 14,811   |              |           | 12,234   |
| " green-salted.....        | "             |           | 9,505    |              |           | 3,133    |
| " smoked fillets.....      | "             |           | 6,125    |              |           | 7,150    |
| " dried.....               | "             |           | 4,095    |              |           | 6,119    |
| Hake and Cusk.....         | " 34,031      | 28,025    |          | 24,518       | 19,624    |          |
| " used fresh.....          | "             |           | 1,383    |              |           | 957      |
| " fresh fillets.....       | "             |           | 276      |              |           |          |
| " green-salted.....        | "             |           | 12,829   |              |           | 18,380   |
| " smoked.....              | "             |           |          |              |           | 60       |
| " smoked fillets.....      | "             |           | 966      |              |           | 86       |
| " dried.....               | "             |           | 1,095    |              |           | 1,495    |
| Pollock.....               | " 9,842       | 10,354    |          | 14,287       | 13,026    |          |
| " used fresh.....          | "             |           | 2,833    |              |           | 4,716    |
| " fresh fillets.....       | "             |           | 40       |              |           |          |
| " green-salted.....        | "             |           | 2,590    |              |           | 3,083    |
| " smoked fillets.....      | "             |           | 21       |              |           | 280      |
| " dried.....               | "             |           | 537      |              |           | 855      |
| Whiting.....               | " 14          | 74        |          | 71           | 414       |          |
| Halibut.....               | " 168,126     | 1,512,605 |          | 156,173      | 1,841,110 |          |
| " used fresh.....          | "             |           | 168,334  |              |           | 156,171  |
| " canned.....              | Cases         |           | 31       |              |           | 4        |
| " smoked.....              | Cwts.         |           |          |              |           |          |
| Flounders, Brill, etc..... | " 2,480       | 6,076     | 2,480    | 8,690        | 18,289    | 8,690    |
| Skate.....                 | " 1,882       | 3,406     | 1,882    | 5,772        | 7,134     | 5,772    |
| Soles.....                 | " 10,972      | 35,337    |          | 5,709        | 21,141    |          |
| " used fresh.....          | "             |           | 10,972   |              |           | 5,709    |
| " fresh fillets.....       | "             |           |          |              |           |          |
| Herring.....               | " 963,310     | 633,957   |          | 1,000,410    | 550,979   |          |
| " used fresh.....          | "             |           | *111,301 |              |           | 196,252  |
| " canned.....              | Cases         |           |          |              |           | 33       |
| " smoked.....              | Cwts.         |           | 25,057   |              |           | 18,360   |
| " dry-salted.....          | "             |           | 261,512  |              |           | 366,776  |
| " pickled.....             | Bbbs.         |           | 4,271    |              |           | 3,326    |
| " used as bait.....        | "             |           | 143,294  |              |           | 95,194   |
| " fertilizer.....          | "             |           | 87,782   |              |           | 104,250  |
| Mackerel.....              | " 81,768      | 164,395   |          | 103,401      | 193,564   |          |
| " used fresh.....          | Cwts.         |           | 35,191   |              |           | 10,806   |
| " canned.....              | Cases         |           | 1,526    |              |           | 100      |
| " salted.....              | Bbbs.         |           | 15,627   |              |           | 30,841   |

\* Of this quantity 60,554 cwt. were used in manufacture of fertilizer.

† Of this quantity 40,000 cwt. were used in the manufacture of fertilizer.

SUMMARY of the Quantities and Values of all sea Fish caught and landed in a Green State, and the estimated proportion of the catch marketed, or intended to be marketed, in a fresh, pickled, canned, etc., state, in the WHOLE OF CANADA, during the SIX MONTHS ended JUNE 30, 1928,

TOTALS  
for the SIX MONTHS  
ended JUNE 30, 1927.

| KINDS OF FISH                   | Caught Fresh |           | Marketed | Caught Fresh |           | Marketed |
|---------------------------------|--------------|-----------|----------|--------------|-----------|----------|
|                                 | Quantity     | Value     | Quantity | Quantity     | Value     | Quantity |
|                                 |              | \$        |          |              | \$        |          |
| Sardines..... Bbls.             | 52,914       | 101,816   |          | 21,661       | 18,623    |          |
| “ sold fresh..... “             |              |           | 35,897   |              |           | 2,134    |
| “ canned..... Cases             |              |           | 79,185   |              |           | 92,084   |
| Pilchards..... Cwts.            | 30,547       | 18,394    |          | 2,585        | 437       |          |
| “ used fresh..... “             |              |           | *27,464  |              |           | †2,542   |
| “ canned..... Cases             |              |           | 4,404    |              |           | 61       |
| “ smoked..... Cwts.             |              |           |          |              |           |          |
| “ used as bait..... Bbls.       |              |           |          |              |           |          |
| “ salted..... “                 |              |           |          |              |           |          |
| Alewives..... Cwts.             | 34,859       | 28,485    |          | 40,853       | 33,678    |          |
| “ used fresh..... “             |              |           | 12,581   |              |           | 11,295   |
| “ smoked..... “                 |              |           | 1,040    |              |           | 873      |
| “ salted..... Bbls.             |              |           | 6,733    |              |           | 9,270    |
| Salmon..... Cwts.               | 78,022       | 844,392   |          | 87,483       | 993,582   |          |
| “ used fresh..... “             |              |           | 54,369   |              |           | 60,464   |
| “ canned..... Cases             |              |           | 19,561   |              |           | 20,383   |
| “ smoked..... Cwts.             |              |           | 25       |              |           | 66       |
| “ dry-salted..... “             |              |           |          |              |           |          |
| “ mild cured..... “             |              |           | 6,327    |              |           | 6,524    |
| “ pickled..... “                |              |           |          |              |           |          |
| Shad..... “                     | 7,161        | 34,424    |          | 2,450        | 17,892    |          |
| “ used fresh..... “             |              |           | 7,161    |              |           | 2,450    |
| “ salted..... Bbls.             |              |           |          |              |           |          |
| Smelts..... Cwts.               | 48,015       | 402,733   | 48,015   | 37,911       | 351,406   | 37,911   |
| Albacore..... “                 | 45           | 540       |          |              |           |          |
| “ used fresh..... “             |              |           | 45       |              |           |          |
| “ canned..... Cases             |              |           |          |              |           |          |
| Caplin, used as bait..... Bbls. | 1,018        | 725       | 1,018    | 338          | 704       | 338      |
| Octopus..... “                  | 246          | 1,527     | 246      | 232          | 1,377     | 232      |
| Oulachons..... “                | 141          | 604       | 141      | 503          | 2,331     | 503      |
| Squid, used as bait..... Bbls.  | 40           | 85        | 40       | 90           | 220       | 90       |
| Swordfish..... Cwts.            |              |           |          |              |           |          |
| Tom Cod..... “                  | 12,317       | 12,530    | 12,317   | 14,886       | 27,182    | 14,886   |
| Clams and Quahaugs..... Bbls.   | 31,497       | 64,794    |          | 26,417       | 54,767    |          |
| “ used fresh..... “             |              |           | 10,425   |              |           | 10,963   |
| “ canned..... Cases             |              |           | 20,387   |              |           | 15,706   |
| Scallops..... Bbls.             | 18,098       | 94,504    |          | 18,112       | 103,474   |          |
| “ shelled..... Gals.            |              |           | 35,825   |              |           | 35,693   |
| “ canned..... Cases             |              |           | 125      |              |           | 145      |
| Crabs..... Cwts.                | 2,708        | 15,534    | 2,708    | 3,243        | 17,897    | 3,243    |
| Lobsters..... “                 | 272,510      | 3,031,087 |          | 275,551      | 3,349,739 |          |
| “ shipped in shell..... “       |              |           | 66,225   |              |           | 67,971   |
| “ meat..... “                   |              |           | 537      |              |           |          |
| “ canned..... Cases             |              |           | 101,766  |              |           | 103,740  |
| “ tomalley..... “               |              |           | 3,156    |              |           | 2,160    |
| Oysters..... Bbls.              | 1,685        | 20,724    | 1,685    | 1,922        | 22,035    | 1,922    |
| Shrimps..... Cwts.              | 734          | 7,617     | 734      | 448          | 7,156     | 448      |
| Winkles..... “                  | 1,060        | 1,740     | 1,060    | 1,234        | 2,502     | 1,234    |
| Cockles..... “                  | 63           | 441       | 63       | 57           | 199       | 57       |
| Mussels..... “                  |              |           |          |              |           |          |
| Catfish..... “                  | 1,074        | 1,049     | 1,074    | 4,645        | 4,505     | 4,645    |
| Total value.....                |              | 8,876,799 |          |              | 9,226,912 |          |

\*Of this quantity 27,457 cwt. were used in the manufacture of oil and meal.

†This quantity was used in the manufacture of oil and meal.

## UNITED STATES

## ATLANTIC COAST

(From reports of the Bureau of Fisheries, Department of Commerce.)

The quantities of the chief kinds of fish landed at Boston and Gloucester, Mass., and Portland, Maine, by United States fishing vessels during the five months ended May 31, 1928, and those landed during the corresponding period in the preceding year were as follows:—

| Kinds of Fish                              | 1928    | 1927    |
|--|---------|---------|
|  | Cwts.   | Cwts.   |
| Cod, fresh.....                            | 232,386 | 309,017 |
| “ salted.....                              | 4,015   | 7,011   |
| Cusk, fresh.....                           | 9,581   | 14,012  |
| “ salted.....                              | 9       | 26      |
| Haddock, fresh.....                        | 675,672 | 590,959 |
| “ salted.....                              |         | 489     |
| Hake, fresh.....                           | 12,968  | 10,144  |
| “ salted.....                              | 14      | 12      |
| Pollock, fresh.....                        | 10,986  | 15,376  |
| “ salted.....                              | 1       | 31      |
| Halibut, fresh.....                        | 16,010  | 20,742  |
| “ salted.....                              | 1       | 1       |
| Mackerel, fresh.....                       | 17,602  | 45,860  |
| “ salted.....                              |         | 83      |
| Other fish, fresh (including Herring)..... | 59,240  | 49,716  |
| “ salted.....                              | 7,871   | 20,271  |

## PACIFIC COAST

The quantities of the chief kinds of fish landed at Seattle, Washington, by United States fishing vessels during the five months ended May 31, 1928, and those landed during the corresponding period in the preceding year, were as follows:—

| Kinds of Fish                              | 1928   | 1927   |
|--|--------|--------|
|  | Cwts.  | Cwts.  |
| Halibut.....                               | 56,112 | 33,485 |
| Black Cod (Sable Fish).....                | 2,303  | 2,150  |
| Ling Cod.....                              | 5,278  | 4,467  |
| TAKEN IN PUGET SOUND BY COLLECTING VESSELS |        |        |
| Herring.....                               | 15,460 | 5,450  |
| Salmon.....                                | 14,480 | 9,430  |
| Trout.....                                 | 460    | 787    |
| Crabs.....                                 | 1,099  | 984    |

## ENGLAND AND WALES

(From monthly reports of the Ministry of Agriculture and Fisheries.)

The quantities of the chief kinds of fish landed by British vessels during the five months ended May 31, 1928, and those landed during the corresponding period last year, were as follows:—

| Kinds of Fish                | 1928      | 1927      |
|------------------------------|-----------|-----------|
|                              | Cwts.     | Cwts.     |
| Cod.....                     | 1,433,116 | 1,461,275 |
| Haddock.....                 | 579,225   | 683,275   |
| Hake.....                    | 282,223   | 347,405   |
| Ling.....                    | 72,620    | 75,234    |
| Saith (Coalfish).....        | 184,349   | 153,371   |
| Halibut.....                 | 33,149    | 39,964    |
| Skate.....                   | 194,337   | 190,440   |
| Whiting.....                 | 152,599   | 150,293   |
| Soles, Brill and Turbot..... | 63,479    | 56,090    |
| Plaice.....                  | 224,692   | 271,141   |
| Herring.....                 | 141,700   | 129,618   |
| Mackerel.....                | 74,500    | 72,328    |
| Lobsters (Number).....       | 331,900   | 342,400   |
| Oysters ".....               | 3,104,800 | 3,819,700 |

The total quantity of fish landed by British and Foreign vessels during the five months ended May 31, 1928, was 6,115,571 cwts., valued at \$37,186,835, while that landed during the corresponding period in the preceding year was 6,024,757 cwts., valued at \$34,267,980. The value of shellfish is included, but the weight is not.

## SCOTLAND

(From monthly reports of the Fishery Board.)

The quantities of the chief kinds of fish landed by British vessels during the five months ended May 31, 1928, and those landed during the corresponding period of last year were as follows:—

| Kinds of Fish          | 1928    | 1927    |
|------------------------|---------|---------|
|                        | Cwts.   | Cwts.   |
| Cod.....               | 313,738 | 345,744 |
| Haddock.....           | 402,089 | 392,641 |
| Hake.....              | 9,625   | 12,344  |
| Saith (Coalfish).....  | 47,713  | 45,278  |
| Ling.....              | 33,427  | 34,079  |
| Halibut.....           | 13,279  | 15,877  |
| Plaice.....            | 18,315  | 23,457  |
| Whittings.....         | 55,262  | 62,721  |
| Herring.....           | 89,308  | 94,813  |
| Mackerel.....          | 629,679 | 762,552 |
| Lobsters (Number)..... | 508     | 209     |
| Oysters ".....         | 286,294 | 251,579 |
|                        | 24,800  | 17,168  |

The total quantity of fish landed by British and Foreign vessels during the five months ended May 31, 1928, was 2,301,447 cwts., valued at \$9,225,565, while that landed during the corresponding period in the preceding year was 2,441,963 cwts., valued at \$7,975,420. The value of Shellfish is included, but the weight is not.

## IRELAND

(FREE STATE)

(From monthly reports of the Department of Fisheries.)

The total quantity of fish landed in Ireland (Free State) during the five months ended May 31, 1928, was 152,934 cwts., valued at \$621,745, while that landed during the corresponding period in the preceding year was 249,872 cwts., valued at \$714,510. The value of shellfish is included, but the weight is not.

The quantities of the chief kinds landed during the five months this year, and those landed during the corresponding period last year, were as follows:—

| Kinds of Fish                | 1928    | 1927    |
|------------------------------|---------|---------|
|                              | Cwts.   | Cwts.   |
| Cod.....                     | 13,060  | 14,861  |
| Haddock.....                 | 1,127   | 1,564   |
| Hake.....                    | 600     | 1,270   |
| Ling.....                    | 337     | 395     |
| Skate.....                   | 2,525   | 3,005   |
| Whiting.....                 | 6,972   | 9,329   |
| Soles, Brill and Turbot..... | 942     | 844     |
| Plaice.....                  | 4,389   | 5,814   |
| Herring.....                 | 101,299 | 188,123 |
| Mackerel.....                | 17,304  | 20,883  |
| Lobsters (Number).....       | 57,002  | 70,906  |
| Oysters ".....               | 40,800  | 43,280  |

## NORTHERN IRELAND

(From Monthly Reports of the Ministry of Commerce.)

The total quantity of fish landed on the coasts of Northern Ireland during the five months ended May 31, 1928, was 5,669 cwts., valued at \$28,270. The value of shellfish is included, but the weight is not.

| Kinds of Fish               | 1928   |
|-----------------------------|--------|
|                             | Cwts.  |
| Cod.....                    | 918    |
| Haddock.....                | 57     |
| Ling.....                   | 8      |
| Whiting.....                | 1,409  |
| Saith (Coalfish).....       | 997    |
| Skate.....                  | 514    |
| Herring.....                | 922    |
| Sole, Brill and Turbot..... | 12     |
| Plaice.....                 | 596    |
| Lobsters (Number).....      | 12,572 |

## NORWAY

(From Quarterly Report of the Director of Fisheries.)

Statement showing the result of the Norwegian Cod Fishery from January 1, 1928, to June 2, 1928, and for the corresponding period of the preceding year.

| Catch                             |       | 1928       | 1927       |
|-----------------------------------|-------|------------|------------|
| Cod.....                          | No.   | 62,153,000 | 63,124,000 |
| Herring.....                      | Hls.  | 2,924,608  | 2,739,424  |
| Mackeral.....                     | Tons  | 2,043      | 2,467      |
| CATCH MARKETED                    |       |            |            |
| Cod, prepared as "Klippfish"..... | No.   | 33,424,000 | 35,133,000 |
| "    "    Stockfish.....          | "     | 26,453,000 | 25,991,000 |
| Cod, used fresh.....              | "     | 2,276,000  | 2,000,000  |
| Oil, Cod liver, medicinal.....    | Gals. | 1,081,762  | 1,524,996  |
| Oil, other.....                   | "     | 204,644    | 153,318    |



# NORWAY

(From Quarterly Report of the Director of Fisheries)

Statement showing the result of the Norwegian Cod Fishery from January 1, 1928, to June 2, 1928, and for the corresponding period of the preceding year.

| Class                      | 1928       | 1927       |
|----------------------------|------------|------------|
| Cod                        | 28,157,000 | 27,124,000 |
| Boysie                     | 2,864,000  | 2,788,000  |
| Medial                     | 2,492      | 2,307      |
| <b>Catch in Tonnage</b>    |            |            |
| Cod, prepared as "fillets" | 25,424,000 | 24,717,000 |
| Medial                     | 25,424,000 | 24,717,000 |
| Cod, used fresh            | 2,728,000  | 2,401,000  |
| Cod, used for medicinal    | 1,004,000  | 1,004,000  |
| Cod, lost                  | 258,000    | 188,000    |

1137  
A275  
Jan. - Sep. 1928

MARINE AND FISHERIES DEPARTMENT

FISHERIES BRANCH

CANADA

QUARTERLY BULLETIN

OF

SEA FISHERY STATISTICS

The values herein shown are based on the prices in the various kinds when first brought to land by the fishermen. The figures contained in the statistics published are subject to revision and change before publication in the Annual Statistical Report.

PERIOD: JANUARY-SEPTEMBER, 1928

ISSUED BY THE AUTHORITY OF THE MINISTER

HON. P. J. A. CARDIN

FISHERIES' LIBRARY

OTTAWA  
F. A. ACLAND  
PRINTER TO THE KING'S MOST EXCELLENT MAJESTY  
1928

### NOTE

The values herein shown are based on the prices of the various kinds when first brought to land by the fishermen. The figures contained in the Quarterly Bulletins are subject to revision and change before publication in the Annual Statistical Report.

J. J. COWIE,  
*Chief Statistical Officer*

OTTAWA, NOVEMBER, 1928.

RETURN showing, by Provinces, the Quantities and Values of all Sea Fish caught and landed in a GREEN STATE, and the estimated proportion of the catch MARKETED, or intended to be marketed, in a fresh, pickled, canned, etc., state, during the nine months ended September 30, 1928.

| KINDS OF FISH          | NOVA SCOTIA     |           |          | P. E. ISLAND |        |          |
|------------------------|-----------------|-----------|----------|--------------|--------|----------|
|                        | Caught Fresh    |           | Marketed | Caught Fresh |        | Marketed |
|                        | Quantity        | Value     | Quantity | Quantity     | Value  | Quantity |
| Cod.....               |                 | \$        |          |              |        |          |
| " used fresh.....      | Cwts. 1,258,084 | 2,351,460 |          | 34,823       | 50,466 |          |
| " fresh fillets.....   | "               |           | 88,729   |              |        | 7,923    |
| " canned.....          | Cases           |           | 5,496    |              |        |          |
| " green-salted.....    | Cwts.           |           | 2,284    |              |        |          |
| " smoked.....          | "               |           | 108,363  |              |        | 13,237   |
| " smoked fillets.....  | "               |           |          |              |        |          |
| " boneless.....        | "               |           | 34,855   |              |        |          |
| " dried.....           | "               |           | 7,570    |              |        |          |
| Ling Cod.....          | "               |           | 267,144  |              |        | 133      |
| " used fresh.....      | "               |           |          |              |        |          |
| " green-salted.....    | "               |           |          |              |        |          |
| " smoked.....          | "               |           |          |              |        |          |
| Black Cod.....         | "               |           |          |              |        |          |
| " used fresh.....      | "               |           |          |              |        |          |
| " green-salted.....    | "               |           |          |              |        |          |
| " smoked.....          | "               |           |          |              |        |          |
| " dried.....           | "               |           |          |              |        |          |
| Red and Rock Cod, etc. | "               |           |          |              |        |          |
| " used fresh.....      | "               |           |          |              |        |          |
| " green-salted.....    | "               |           |          |              |        |          |
| " smoked.....          | "               |           |          |              |        |          |
| Haddock.....           |                 |           |          |              |        |          |
| " used fresh.....      | Cwts. 329,916   | 523,081   |          | 3,660        | 3,558  |          |
| " fresh fillets.....   | "               |           | 115,380  |              |        | 900      |
| " canned.....          | Cases           |           | 26,335   |              |        |          |
| " smoked.....          | Cwts.           |           | 8,342    |              |        |          |
| " green-salted.....    | "               |           | 16,834   |              |        |          |
| " smoked fillets.....  | "               |           | 14,934   |              |        | 1,380    |
| " dried.....           | "               |           | 9,569    |              |        |          |
| Hake and Cusk.....     |                 |           | 9,933    |              |        |          |
| " used fresh.....      | Cwts. 142,764   | 112,060   |          | 6,356        | 4,891  |          |
| " fresh fillets.....   | "               |           | 1,736    |              |        | 193      |
| " green-salted.....    | "               |           | 350      |              |        |          |
| " smoked.....          | "               |           | 50,748   |              |        | 2,544    |
| " smoked fillets.....  | "               |           |          |              |        |          |
| " dried.....           | "               |           | 2,348    |              |        |          |
| Pollock.....           |                 |           | 10,653   |              |        | 359      |
| " used fresh.....      | Cwts. 24,869    | 25,736    |          |              |        |          |
| " fresh fillets.....   | "               |           | 2,418    |              |        |          |
| " green-salted.....    | "               |           | 40       |              |        |          |
| " smoked fillets.....  | "               |           | 8,805    |              |        |          |
| " dried.....           | "               |           | 21       |              |        |          |
| Whiting.....           |                 |           | 2,451    |              |        |          |
| Halibut.....           |                 |           |          |              |        |          |
| " used fresh.....      | Cwts. 24,246    | 280,302   |          |              |        |          |
| " canned.....          | Cases           |           | 24,371   |              |        |          |
| " smoked.....          | Cwts.           |           | 40       |              |        |          |
| Flounders, Brill, etc. |                 |           |          |              |        |          |
| Skate.....             | Cwts. 2,022     | 2,454     | 2,022    |              |        |          |
| Soles.....             | " 1,141         | 1,112     | 1,141    |              |        |          |
| " used fresh.....      | " 9,924         | 20,320    |          |              |        |          |
| " fresh fillets.....   | "               |           | 9,858    |              |        |          |
| Herring.....           |                 |           | 22       |              |        |          |
| " used fresh.....      | Cwts. 149,244   | 172,559   |          | 46,547       | 64,578 |          |
| " canned.....          | Cases           |           | 34,346   |              |        | 8,670    |
| " smoked.....          | Cwts.           |           | 55       |              |        |          |
| " dry-salted.....      | "               |           | 7,854    |              |        |          |
| " pickled.....         | Bbbs.           |           |          |              |        |          |
| " used as bait.....    | "               |           | 4,163    |              |        | 190      |
| " fertilizer.....      | "               |           | 41,738   |              |        | 18,653   |
| Mackerel.....          | Cwts. 56,182    | 146,915   | 1,265    |              |        |          |
| " used fresh.....      | "               |           |          | 10,108       | 23,711 |          |
| " canned.....          | Cases           |           | 22,370   |              |        | 3,521    |
| " salted.....          | Bbbs.           |           |          |              |        | 336      |
| Sardines.....          | " 7,072         | 7,072     | 11,313   |              |        | 1,983    |
| " sold fresh.....      | "               |           |          |              |        |          |
| " canned.....          | Cases           |           | *702     |              |        |          |

RETURN showing, by Provinces, the Quantities and Values of all Sea Fish caught and landed in a GREEN STATE, and the estimated proportion of the catch MARKETED, or intended to be marketed, in a fresh, pickled, canned, etc., state, during the nine months ended September 30, 1928.

| KINDS OF FISH                  | NOVA SCOTIA  |           |          | P. E. ISLAND |         |          |
|--------------------------------|--------------|-----------|----------|--------------|---------|----------|
|                                | Caught Fresh |           | Marketed | Caught Fresh |         | Marketed |
|                                | Quantity     | Value     | Quantity | Quantity     | Value   | Quantity |
| Pilchards.....Cwts.            |              | \$        |          |              |         |          |
| " used fresh....."             |              |           |          |              |         |          |
| " canned.....Cases             |              |           |          |              |         |          |
| " smoked.....Cwts.             |              |           |          |              |         |          |
| " used as bait.....Bbls.       |              |           |          |              |         |          |
| " salted....."                 |              |           |          |              |         |          |
| Alewives.....Cwts.             | 11,954       | 11,423    |          | 150          | 150     |          |
| " used fresh....."             |              |           | 7,734    |              |         | 150      |
| " smoked....."                 |              |           | 715      |              |         |          |
| " salted.....Bbls.             |              |           | 963      |              |         |          |
| Salmon.....Cwts.               | 6,975        | 113,910   |          | 55           | 1,100   |          |
| " used fresh....."             |              |           | 10,529   |              |         | 55       |
| " canned.....Cases             |              |           | 280      |              |         |          |
| " smoked.....Cwts.             |              |           | 44       |              |         |          |
| " dry-salted....."             |              |           |          |              |         |          |
| " mild cured....."             |              |           |          |              |         |          |
| " pickled....."                |              |           |          |              |         |          |
| Shad....."                     | 368          | 5,062     |          |              |         |          |
| " used fresh....."             |              |           | 272      |              |         |          |
| " salted.....Bbls.             |              |           | 32       |              |         |          |
| Smelts.....Cwts.               | 2,539        | 29,293    | 2,539    | 5,724        | 39,629  | 5,724    |
| Albacore....."                 | 1,609        | 8,508     |          |              |         |          |
| " used fresh....."             |              |           | 1,609    |              |         |          |
| " canned.....Cases             |              |           |          |              |         |          |
| Caplin, used as bait.....Bbls. |              |           |          | 72           | 216     | 72       |
| Octopus.....Cwts.              |              |           |          |              |         |          |
| Oulachons....."                |              |           |          |              |         |          |
| Squid, used as bait.....Bbls.  | 2,503        | 7,110     | 2,503    |              |         |          |
| Swordfish.....Cwts.            | 7,690        | 109,320   | 7,690    |              |         |          |
| Tom Cod....."                  | 169          | 265       | 169      | 1,234        | 3,702   | 1,234    |
| Clams and Quahaugs.....Bbls.   | 7,712        | 11,576    |          | 2,495        | 3,078   |          |
| " used fresh....."             |              |           | 6,437    |              |         | 674      |
| " canned.....Cases             |              |           | 1,195    |              |         | 424      |
| Scallops.....Bbls.             | 17,408       | 92,384    |          | 165          | 420     |          |
| " shelled.....Gals.            |              |           | 34,445   |              |         | 330      |
| " canned.....Cases             |              |           | 125      |              |         |          |
| Crabs.....Cwts.                |              |           |          |              |         |          |
| Lobsters....."                 | 170,374      | 2,143,601 |          | 63,579       | 576,918 |          |
| " shipped in shell....."       |              |           | 59,922   |              |         | 25,92    |
| " meat....."                   |              |           | 188      |              |         | 77       |
| " canned.....Cases             |              |           | 56,223   |              |         | 24,925   |
| " tomalley....."               |              |           | 2,013    |              |         | 811      |
| Oysters.....Bbls.              | 288          | 1,802     | 288      | 1,635        | 10,802  | 1,635    |
| Shrimps.....Cwts.              |              |           |          |              |         |          |
| Winkles....."                  | 924          | 1,393     | 924      |              |         |          |
| Cockles....."                  |              |           |          | 63           | 441     | 63       |
| Mussels....."                  |              |           |          |              |         |          |
| Catfish....."                  | 1,074        | 1,049     | 1,074    |              |         |          |
| Total value.....               |              | 6,179,767 |          |              | 783,660 |          |

RETURN showing, by Provinces, the Quantities and Values of all Sea Fish caught and landed in a GREEN STATE, and the estimated proportion of the catch MARKETED, or intended to be marketed, in a fresh, pickled, canned, etc., state, during the nine months ended September 30, 1928.

| KINDS OF FISH              | NEW BRUNSWICK |         |          | QUEBEC       |         |          |         |
|----------------------------|---------------|---------|----------|--------------|---------|----------|---------|
|                            | Caught Fresh  |         | Marketed | Caught Fresh |         | Marketed |         |
|                            | Quantity      | Value   | Quantity | Quantity     | Value   | Quantity |         |
| Cod.....                   | Cwts.         | 159,352 | 269,853  |              | 362,552 | 612,267  |         |
| “ used fresh.....          | “             |         |          |              |         |          |         |
| “ canned.....              | Cases         |         |          | 18,413       |         |          | 1,520   |
| “ fresh fillets.....       | Cwts.         |         |          |              |         |          |         |
| “ green-salted.....        | “             |         |          | 5,175        |         |          | 18,236  |
| “ smoked.....              | “             |         |          |              |         |          |         |
| “ smoked fillets.....      | “             |         |          |              |         |          |         |
| “ boncless.....            | “             |         |          |              |         |          | 538     |
| “ dried.....               | “             |         |          | 43,492       |         |          | 107,632 |
| Ling Cod.....              | “             |         |          |              |         |          |         |
| “ used fresh.....          | “             |         |          |              |         |          |         |
| “ green-salted.....        | “             |         |          |              |         |          |         |
| “ smoked.....              | “             |         |          |              |         |          |         |
| Black Cod.....             | “             |         |          |              |         |          |         |
| “ used fresh.....          | “             |         |          |              |         |          |         |
| “ green-salted.....        | “             |         |          |              |         |          |         |
| “ smoked.....              | “             |         |          |              |         |          |         |
| “ dried.....               | “             |         |          |              |         |          |         |
| Red and Rock Cod, etc..... | “             |         |          |              |         |          |         |
| “ used fresh.....          | “             |         |          |              |         |          |         |
| “ green-salted.....        | “             |         |          |              |         |          |         |
| “ smoked.....              | “             |         |          |              |         |          |         |
| Haddock.....               | “             | 20,724  | 31,375   |              | 1,257   | 1,762    |         |
| “ used fresh.....          | “             |         |          |              |         |          |         |
| “ fresh fillets.....       | Cwts.         |         |          | 15,965       |         |          | 50      |
| “ canned.....              | Cases         |         |          | 381          |         |          |         |
| “ smoked.....              | “             |         |          |              |         |          |         |
| “ green-salted.....        | “             |         |          | 402          |         |          |         |
| “ smoked fillets.....      | “             |         |          |              |         |          |         |
| “ dried.....               | “             |         |          | 1,160        |         |          | 409     |
| Hake and Cusk.....         | “             | 67,453  | 42,783   |              |         |          |         |
| “ used fresh.....          | “             |         |          |              |         |          |         |
| “ fresh fillets.....       | “             |         |          | 9,577        |         |          |         |
| “ green-salted.....        | “             |         |          |              |         |          |         |
| “ smoked.....              | “             |         |          | 12,583       |         |          |         |
| “ smoked fillets.....      | “             |         |          |              |         |          |         |
| “ dried.....               | “             |         |          | 10,902       |         |          |         |
| Pollock.....               | “             | 27,924  | 27,456   |              |         |          |         |
| “ used fresh.....          | “             |         |          |              |         |          |         |
| “ fresh fillets.....       | “             |         |          | 8,276        |         |          |         |
| “ green-salted.....        | “             |         |          |              |         |          |         |
| “ smoked fillets.....      | “             |         |          | 3,429        |         |          |         |
| “ dried.....               | “             |         |          | 3,549        |         |          |         |
| Whiting.....               | “             |         |          |              |         |          |         |
| Halibut.....               | “             | 61      | 920      |              | 524     | 3,816    |         |
| “ used fresh.....          | “             |         |          |              |         |          |         |
| “ canned.....              | Cases         |         |          | 61           |         |          | 524     |
| “ smoked.....              | Cwts.         |         |          |              |         |          |         |
| Flounders, Brill, etc..... | “             | 919     | 2,059    | 919          |         |          |         |
| Skate.....                 | “             | 64      | 83       | 64           |         |          |         |
| Soles.....                 | “             |         |          |              |         |          |         |
| “ used fresh.....          | “             |         |          |              |         |          |         |
| “ fresh fillets.....       | “             |         |          |              |         |          |         |
| Herring.....               | “             | 298,391 | 160,850  |              | 236,751 | 114,800  |         |
| “ used fresh.....          | “             |         |          |              |         |          |         |
| “ canned.....              | Cases         |         |          | 54,555       |         |          | 3,201   |
| “ smoked.....              | Cwts.         |         |          |              |         |          |         |
| “ dry-salted.....          | “             |         |          | 35,574       |         |          | 12,535  |
| “ pickled.....             | Bbls.         |         |          | 3,603        |         |          | 6,638   |
| “ used as bait.....        | “             |         |          | 31,947       |         |          | 56,557  |
| “ fertilizer.....          | “             |         |          | 49,075       |         |          | 37,722  |
| Mackerel.....              | Cwts.         | 18,389  | 32,412   |              | 19,421  | 33,144   |         |
| “ used fresh.....          | “             |         |          |              |         |          |         |
| “ canned.....              | Cases         |         |          | 18,239       |         |          | 685     |
| “ salted.....              | Bbls.         |         |          | 50           |         |          | 1,244   |
| Sardines.....              | “             | 218,010 | 286,426  |              | 17      | 17       | 5,955   |
| “ sold fresh.....          | “             |         |          | 173,230      |         |          |         |
| “ canned.....              | Cases         |         |          | 243,827      |         |          | 17      |

RETURN showing, by Provinces, the Quantities and Values of all Sea Fish caught and landed in a GREEN STATE, and the estimated proportion of the catch MARKETED, or intended to be marketed, in a fresh, pickled, canned, etc., state, during the nine months ended September 30, 1928.

| KINDS OF FISH                   | NEW BRUNSWICK |         |          | QUEBEC       |           |          |
|---------------------------------|---------------|---------|----------|--------------|-----------|----------|
|                                 | Caught Fresh  |         | Marketed | Caught Fresh |           | Marketed |
|                                 | Quantity      | Value   | Quantity | Quantity     | Value     | Quantity |
|                                 |               | \$      |          |              | \$        |          |
| Pilchards..... Cwts.            |               |         |          |              |           |          |
| “ used fresh..... “             |               |         |          |              |           |          |
| “ canned..... Cases             |               |         |          |              |           |          |
| “ smoked..... Cwts.             |               |         |          |              |           |          |
| “ used as bait..... Bbls.       |               |         |          |              |           |          |
| “ salted..... “                 |               |         |          |              |           |          |
| Alewives..... Cwts.             | 22,765        | 16,934  |          |              |           |          |
| “ used fresh..... “             |               |         | 4,707    |              |           |          |
| “ smoked..... “                 |               |         | 325      |              |           |          |
| “ salted..... Bbls.             |               |         | 5,770    |              |           |          |
| Salmon..... Cwts.               | 12,166        | 188,997 |          | 6,905        | 66,399    |          |
| “ used fresh..... “             |               |         | 12,166   |              |           | 5,238    |
| “ canned..... Cases             |               |         |          |              |           | 369      |
| “ smoked..... Cwts.             |               |         |          |              |           |          |
| “ dry-salted..... “             |               |         |          |              |           |          |
| “ mild cured..... “             |               |         |          |              |           |          |
| “ pickled..... “                |               |         |          |              |           | 900      |
| Shad..... “                     | 7,185         | 35,296  |          | 1            | 10        |          |
| “ used fresh..... “             |               |         | 7,157    |              |           | 1        |
| “ salted..... Bbls.             |               |         | 10       |              |           |          |
| Smelts..... Cwts.               | 39,650        | 331,484 | 39,650   | 3,919        | 52,417    | 3,919    |
| Albacore..... “                 |               |         |          |              |           |          |
| “ used fresh..... “             |               |         |          |              |           |          |
| “ canned..... Cases             |               |         |          |              |           |          |
| Caplin, used as bait..... Bbls. |               |         |          | 2,381        | 2,244     | 2,381    |
| Octopus..... Cwts.              |               |         |          |              |           |          |
| Oulachons..... “                |               |         |          |              |           |          |
| Squid, used as bait..... Bbls.  |               |         |          | 2,858        | 3,358     | 2,858    |
| Swordfish..... Cwts.            |               |         |          |              |           |          |
| Tom Cod..... “                  | 10,929        | 8,578   | 10,929   |              |           |          |
| Clams and Quahaugs..... Bbls.   | 26,293        | 43,152  |          | 2,754        | 15,954    |          |
| “ used fresh..... “             |               |         | 7,456    |              |           | 2,754    |
| “ canned..... Cases             |               |         | 19,654   |              |           |          |
| Scallops..... Bbls.             | 50            | 250     |          | 647          | 2,265     |          |
| “ shelled..... Gals.            |               |         | 105      |              |           | 1,291    |
| “ canned..... Cases             |               |         |          |              |           |          |
| Crabs..... Cwts.                |               |         |          |              |           |          |
| Lobsters..... “                 | 50,443        | 490,199 |          | 25,716       | 210,046   |          |
| “ shipped in shell..... “       |               |         | 20,000   |              |           | 603      |
| “ meat..... “                   |               |         | 385      |              |           |          |
| “ canned..... Cases             |               |         | 18,900   |              |           | 1,745    |
| “ tomalley..... “               |               |         | 72       |              |           | 621      |
| Oysters..... Bbls.              | 2,686         | 16,835  | 2,686    |              |           |          |
| Shrimps..... Cwts.              |               |         |          |              |           |          |
| Winkles..... “                  | 283           | 641     | 283      |              |           |          |
| Cockles..... “                  | 59            | 177     | 59       |              |           |          |
| Mussels..... “                  |               |         |          |              |           |          |
| Catfish..... “                  |               |         |          |              |           |          |
| Total value.....                | 1,986,760     |         |          |              | 1,118,559 |          |

RETURN showing, by Provinces, the Quantities and Values of all Sea Fish caught and landed in a GREEN STATE, and the estimated proportion of the catch MARKETED, or intended to be marketed, in a fresh, pickled, canned, etc., state, during the nine months ended September 30, 1923.

| KINDS OF FISH              | BRITISH COLUMBIA |         |           |         |
|----------------------------|------------------|---------|-----------|---------|
|                            | Caught Fresh     |         | Marketed  |         |
|                            | Quantity         | Value   | Quantity  |         |
| Cod.....                   | Cwts.            | 150     | \$ 292    |         |
| " used fresh.....          | "                |         |           |         |
| " fresh filets.....        | "                |         |           | 89      |
| " canned.....              | Cases            |         |           |         |
| " green-salted.....        | Cwts.            |         |           | 30      |
| " smoked.....              | "                |         |           |         |
| " smoked filets.....       | "                |         |           |         |
| " boneless.....            | "                |         |           |         |
| " dried.....               | "                |         |           |         |
| Ling Cod.....              | "                | 40,956  | 273,449   |         |
| " used fresh.....          | "                |         |           | 40,926  |
| " green-salted.....        | "                |         |           |         |
| " smoked.....              | "                |         |           |         |
| " smoked filets.....       | "                |         |           | 10      |
| Black Cod.....             | "                | 3,876   | 19,304    |         |
| " used fresh.....          | "                |         |           | 3,698   |
| " green-salted.....        | "                |         |           |         |
| " smoked.....              | "                |         |           |         |
| " dried.....               | "                |         |           | 89      |
| Red and Rock Cod, etc..... | "                | 2,875   | 16,406    |         |
| " used fresh.....          | "                |         |           | 2,875   |
| " green-salted.....        | "                |         |           |         |
| " smoked.....              | "                |         |           |         |
| Haddock.....               | "                |         |           |         |
| " used fresh.....          | "                |         |           |         |
| " fresh filets.....        | "                |         |           |         |
| " canned.....              | Cases            |         |           |         |
| " smoked.....              | Cwts.            |         |           |         |
| " green-salted.....        | "                |         |           |         |
| " smoked filets.....       | "                |         |           |         |
| " dried.....               | "                |         |           |         |
| Hake and Cusk.....         | "                | 9       | 27        |         |
| " used fresh.....          | "                |         |           | 9       |
| " fresh filets.....        | "                |         |           |         |
| " green-salted.....        | "                |         |           |         |
| " smoked.....              | "                |         |           |         |
| " smoked filets.....       | "                |         |           |         |
| " dried.....               | "                |         |           |         |
| Pollock.....               | "                |         |           |         |
| " used fresh.....          | "                |         |           |         |
| " fresh filets.....        | "                |         |           |         |
| " green-salted.....        | "                |         |           |         |
| " smoked filets.....       | "                |         |           |         |
| " dried.....               | "                |         |           |         |
| Whiting.....               | "                | 18      | 98        | 18      |
| Halibut.....               | "                | 253,215 | 2,356,011 |         |
| " used fresh.....          | "                |         |           | 253,215 |
| " canned.....              | Cases            |         |           |         |
| " smoked.....              | Cwts.            |         |           |         |
| Flounders, Brill, etc..... | "                |         |           |         |
| Skate.....                 | "                | 3,237   | 11,065    | 3,237   |
| Soles.....                 | "                | 1,025   | 3,172     | 1,025   |
| " used fresh.....          | "                | 4,629   | 25,356    |         |
| " fresh filets.....        | "                |         |           | 4,629   |
| Herring.....               | "                | 495,366 | 347,702   |         |
| " used fresh.....          | "                |         |           | *87,756 |
| " canned.....              | Cases            |         |           |         |
| " smoked.....              | Cwts.            |         |           | 258     |
| " dry-salted.....          | "                |         |           | 261,512 |
| " pickled.....             | "                |         |           | 51      |
| " used as bait.....        | Bbbs.            |         |           | 40,025  |
| " fertilizer.....          | "                |         |           |         |
| Mackerel.....              | Cwts.            |         |           |         |
| " used fresh.....          | "                |         |           |         |
| " canned.....              | Cases            |         |           |         |
| " salted.....              | Bbbs.            |         |           |         |
| Sardines.....              | "                |         |           |         |
| " sold fresh.....          | "                |         |           |         |
| " canned.....              | Cases            |         |           |         |

\* Of this quantity, 63,725 cwt. were used in the manufacture of fertilizer.



RETURN showing, by Provinces, the Quantities and Values of all Sea Fish caught and landed in a GREEN STATE, and the estimated proportion of the catch MARKETED, or intended to be marketed, in a fresh, pickled, canned, etc., state, during the nine months ended September 30, 1923.

| KINDS OF FISH             | BRITISH COLUMBIA |           |            |
|---------------------------|------------------|-----------|------------|
|                           | Caught Fresh     |           | Marketed   |
|                           | Quantity         | Value     | Quantity   |
|                           |                  | \$        |            |
| Pilchards.....            | Cwts. 1,315,806  | 1,004,777 |            |
| " used fresh.....         | "                |           |            |
| " canned.....             | Cases            |           | *1,267,852 |
| " smoked.....             | Cwts.            |           | 63,272     |
| " used as bait.....       | Bbbs.            |           | 1,830      |
| " salted.....             | "                |           |            |
| Alewives.....             | Cwts.            |           |            |
| " used fresh.....         | "                |           |            |
| " smoked.....             | "                |           |            |
| " salted.....             | Bbbs.            |           |            |
| Salmon.....               | Cwts. 1,372,503  | 4,485,384 |            |
| " used fresh.....         | "                |           | 126,809    |
| " canned.....             | Cases            |           | 1,443,300  |
| " smoked.....             | Cwts.            |           |            |
| " dry-salted.....         | "                |           | 8,119      |
| " mild cured.....         | "                |           | 15,411     |
| " pickled.....            | "                |           |            |
| Shad.....                 | "                |           |            |
| " used fresh.....         | "                | 35        | 210        |
| " salted.....             | Bbbs.            |           | 35         |
| Smelts.....               | Cwts. 557        | 8,427     | 557        |
| Albacore.....             | "                |           |            |
| " used fresh.....         | "                |           |            |
| " canned.....             | Cases            |           |            |
| Caplin, used as bait..... | Bbbs.            |           |            |
| Octopus.....              | Cwts. 261        | 1,615     | 261        |
| Oulachons.....            | " 141            | 604       | 141        |
| Squid, used as bait.....  | Bbbs.            |           |            |
| Swordfish.....            | Cwts.            |           |            |
| Tom Cod.....              | "                |           |            |
| Clams and Quahaugs.....   | Bbbs. 7,775      | 24,053    |            |
| " used fresh.....         | "                |           | 1,191      |
| " canned.....             | Cases            |           | 6,534      |
| Scallops.....             | Bbbs.            |           |            |
| " shelled.....            | Gals.            |           |            |
| " canned.....             | Cases            |           |            |
| Crabs.....                | Cwts. 4,331      | 24,006    | 4,331      |
| Lobsters.....             | "                |           |            |
| " shipped in shell.....   | "                |           |            |
| " meat.....               | "                |           |            |
| " canned.....             | Cases            |           |            |
| " tomalley.....           | "                |           |            |
| Oysters.....              | Bbbs. 1,661      | 23,946    | 1,661      |
| Shrimps.....              | Cwts. 880        | 9,696     | 880        |
| Winkles.....              | "                |           |            |
| Cockles.....              | "                |           |            |
| Mussels.....              | "                |           |            |
| Catfish.....              | "                |           |            |
| Total value.....          |                  | 3,635,600 |            |

\* Of this quantity 1,267,777 cwts. were used in the reduction works for conversion into oil, meal, and fertilizer.

SUMMARY of the Quantities and Values of all Sea Fish caught and landed in a green state, and the estimated proportion of the catch marketed, or intended to be marketed, in a fresh, pickled, canned, etc., state, in the WHOLE OF CANADA, during the NINE MONTHS ended SEPTEMBER 30, 1928,

TOTALS  
for the NINE MONTHS  
ended SEPTEMBER 30, 1927.

| KINDS OF FISH              | Caught Fresh |           | Marketed     | Caught Fresh |              | Marketed |
|----------------------------|--------------|-----------|--------------|--------------|--------------|----------|
|                            | Quantity     | Value     | Quantity     | Quantity     | Value        | Quantity |
| Cod.....                   | Cwts.        | 1,814,961 | \$ 3,284,338 | 1,736,794    | \$ 3,070,630 |          |
| " used fresh.....          | "            |           | 116,674      |              |              | 145,173  |
| " fresh fillets.....       | Cases        |           | 5,496        |              |              |          |
| " canned.....              | Cwts.        |           | 2,284        |              |              | 1,442    |
| " green-salted.....        | "            |           | 145,041      |              |              | 112,241  |
| " smoked.....              | "            |           |              |              |              | 194      |
| " smoked fillets.....      | "            |           | 34,855       |              |              | 18,534   |
| " boneless.....            | "            |           | 8,137        |              |              | 6,041    |
| " dried.....               | "            |           | 418,372      |              |              | 430,223  |
| Ling Cod.....              | "            | 40,956    | 273,449      | 29,967       | 234,302      |          |
| " used fresh.....          | "            |           | 40,926       |              |              | 29,963   |
| " green salted.....        | "            |           |              |              |              |          |
| " smoked.....              | "            |           |              |              |              | 2        |
| " smoked fillets.....      | "            |           | 10           |              |              |          |
| Black Cod.....             | "            | 3,876     | 19,304       | 6,649        | 39,591       |          |
| " used fresh.....          | "            |           | 3,698        |              |              | 6,111    |
| " green-salted.....        | "            |           |              |              |              |          |
| " smoked.....              | "            |           | 89           |              |              | 269      |
| " dried.....               | "            |           |              |              |              |          |
| Red and Rock Cod, etc..... | "            | 3,875     | 16,406       | 3,415        | 16,377       |          |
| " used fresh.....          | "            |           | 3,875        |              |              | 3,409    |
| " green-salted.....        | "            |           |              |              |              | 1        |
| " smoked.....              | "            |           |              |              |              | 2        |
| Haddock.....               | "            | 355,587   | 559,776      | 291,927      | 461,651      |          |
| " used fresh.....          | "            |           |              |              |              | 173,951  |
| " fresh fillets.....       | Cases        |           | 132,295      |              |              |          |
| " canned.....              | Cwts.        |           | 26,335       |              |              | 9,785    |
| " smoked.....              | "            |           | 8,723        |              |              | 14,624   |
| " green-salted.....        | "            |           | 16,834       |              |              | 7,558    |
| " smoked fillets.....      | "            |           | 16,716       |              |              | 8,009    |
| " dried.....               | "            |           | 9,569        |              |              | 11,000   |
| " dried.....               | "            |           | 11,552       |              |              |          |
| Hake and Cusk.....         | "            | 216,582   | 159,761      | 153,127      | 107,499      |          |
| " used fresh.....          | "            |           | 11,515       |              |              | 10,575   |
| " fresh fillets.....       | "            |           | 350          |              |              | 60,805   |
| " green-salted.....        | "            |           | 65,875       |              |              | 60       |
| " smoked.....              | "            |           |              |              |              | 1,593    |
| " smoked fillets.....      | "            |           | 2,348        |              |              | 11,366   |
| " dried.....               | "            |           | 21,944       |              |              |          |
| Pollock.....               | "            | 52,793    | 53,192       | 33,053       | 30,510       |          |
| " used fresh.....          | "            |           | 10,694       |              |              | 9,526    |
| " fresh fillets.....       | "            |           | 40           |              |              | 7,254    |
| " green-salted.....        | "            |           | 12,234       |              |              | 280      |
| " smoked fillets.....      | "            |           | 21           |              |              | 2,726    |
| " dried.....               | "            |           | 5,800        |              |              | 75       |
| Whiting.....               | "            | 18        | 98           | 18           | 75           | 438      |
| Halibut.....               | "            | 278,046   | 2,641,049    | 278,166      | 2,974,107    | 269,908  |
| " used fresh.....          | "            |           |              | 278,166      |              | 324      |
| " canned.....              | Cases        |           |              | 31           |              |          |
| " smoked.....              | Cwts.        |           |              |              |              |          |
| Flounders, Brill, etc..... | "            | 6,228     | 15,578       | 6,228        | 11,335       | 11,335   |
| Skate.....                 | "            | 2,230     | 4,367        | 2,230        | 6,136        | 6,136    |
| Soles.....                 | "            | 14,553    | 45,676       |              | 11,688       | 37,576   |
| " used fresh.....          | "            |           |              | 14,487       |              | 11,688   |
| " fresh fillets.....       | "            |           |              | 22           |              |          |
| Herring.....               | "            | 1,226,299 | 860,549      | 1,358,940    | 918,753      |          |
| " used fresh.....          | "            |           |              | *185,347     |              | †201,151 |
| " canned.....              | Cases        |           |              | 55           |              | 925      |
| " smoked.....              | Cwts.        |           |              | 56,221       |              | 41,264   |
| " dry-salted.....          | "            |           |              | 261,512      |              | 366,776  |
| " pickled.....             | Bbbs.        |           |              | 14,645       |              | 27,185   |
| " used as bait.....        | "            |           |              | 188,920      |              | 144,655  |
| " fertilizer.....          | "            |           |              | 88,062       |              | 129,465  |
| Mackerel.....              | Cwts.        | 104,100   | 236,182      |              | 132,089      | 283,132  |
| " used fresh.....          | "            |           |              | 46,530       |              | 25,575   |
| " canned.....              | Cases        |           |              | 1,580        |              | 130      |
| " salted.....              | Bbbs.        |           |              | 19,301       |              | 35,538   |

\* Of this quantity 60,545 cwt. were used in manufacture of meal and fertilizer.

† Of this quantity 40,000 cwt. were used in the manufacture of meal and fertilizer.

SUMMARY of the Quantities and Values of all sea Fish caught and landed in a green State, and the estimated proportion of the catch marketed, or intended to be marketed, in a fresh, pickled, canned, etc., state, in the WHOLE OF CANADA, during the NINE MONTHS ended SEPTEMBER 30, 1928,

TOTALS for the NINE MONTHS ended SEPTEMBER 30, 1927.

| KINDS OF FISH                  | Caught Fresh |            | Marketed   | Caught Fresh |            | Marketed |
|--------------------------------|--------------|------------|------------|--------------|------------|----------|
|                                | Quantity     | Value      | Quantity   | Quantity     | Value      | Quantity |
| Sardines.....Bbls.             | 225,099      | 293,515    |            |              |            |          |
| " sold fresh....."             |              |            |            | 112,764      | 102,926    |          |
| " canned.....Cases             |              |            | 173,949    |              |            | 70,444   |
| Pilchards.....Cwts.            | 1,315,806    | 1,004,777  | 243,827    |              |            | 200,353  |
| " used fresh....."             |              |            | *1,267,832 | 884,963      | 133,016    | 1850,993 |
| " canned.....Cases             |              |            | 63,272     |              |            | 48,101   |
| " smoked.....Cwts.             |              |            |            |              |            |          |
| " used as bait.....Bbls.       |              |            |            |              |            |          |
| " salted....."                 |              |            | 1,830      |              |            | 150      |
| Alewives.....Cwts.             | 34,869       | 28,507     |            |              |            |          |
| " used fresh....."             |              |            |            | 43,718       | 34,890     |          |
| " smoked....."                 |              |            | 12,591     |              |            | 11,295   |
| " salted.....Bbls.             |              |            | 1,040      |              |            | 873      |
| Salmon.....Cwts.               | 1,398,604    | 4,855,790  | 6,733      |              |            | 10,225   |
| " used fresh....."             |              |            |            | 912,567      | 5,636,841  |          |
| " canned.....Cases             |              |            | 154,797    |              |            | 141,434  |
| " smoked.....Cwts.             |              |            | 1,443,949  |              |            | 875,757  |
| " dry-salted....."             |              |            | 44         |              |            | 133      |
| " mild cured....."             |              |            | 8,119      |              |            | 54       |
| " pickled....."                |              |            | 15,411     |              |            | 22,516   |
| Shad....."                     |              |            | 900        |              |            | 376      |
| " used fresh....."             | 7,589        | 40,578     |            | 2,685        | 21,014     |          |
| " salted.....Bbls.             |              |            | 7,465      |              |            | 2,607    |
| Smelts.....Cwts.               | 52,389       | 461,250    | 52,389     | 40,240       | 366,238    | 40,240   |
| Albacore....."                 | 1,609        | 8,508      |            | 3,338        | 18,019     |          |
| " used fresh....."             |              |            | 1,609      |              |            | 3,338    |
| " canned.....Cases             |              |            |            |              |            |          |
| Caplin, used as bait.....Bbls. | 2,453        | 2,460      | 2,453      | 1,458        | 1,824      | 1,458    |
| Octopus.....Cwts.              | 261          | 1,615      | 261        | 236          | 1,411      | 236      |
| Oulachons....."                | 141          | 604        | 141        | 503          | 2,331      | 503      |
| Squid, used as bait.....Bbls.  | 5,361        | 10,468     | 5,361      | 2,867        | 7,464      | 2,867    |
| Swordfish.....Cwts.            | 7,690        | 109,320    | 7,690      | 6,822        | 81,585     | 6,822    |
| Tom Cod....."                  | 12,332       | 12,545     | 12,332     | 14,886       | 27,182     | 14,886   |
| Clams and Quahaugs.....Bbls.   | 47,029       | 97,813     |            | 37,543       | 77,206     |          |
| " used fresh....."             |              |            | 18,512     |              |            | 14,695   |
| " canned.....Cases             |              |            | 27,857     |              |            | 22,406   |
| Scallops.....Bbls.             | 18,270       | 95,319     |            | 20,803       | 115,163    |          |
| " shelled.....Gals.            |              |            | 36,171     |              |            | 4,075    |
| " canned.....Cases             |              |            | 125        |              |            | 145      |
| Crabs.....Cwts.                | 4,331        | 24,006     | 4,331      | 5,295        | 28,360     | 5,295    |
| Lobsters....."                 | 310,102      | 3,420,764  |            | 303,727      | 3,688,605  |          |
| " shipped in shell....."       |              |            | 83,117     |              |            | 74,828   |
| " meat....."                   |              |            | 650        |              |            |          |
| " canned.....Cases             |              |            | 111,793    |              |            | 114,400  |
| " tomalley....."               |              |            | 3,517      |              |            | 2,714    |
| Oysters.....Bbls.              | 6,270        | 53,385     | 6,270      | 6,878        | 53,361     | 6,878    |
| Shrimps.....Cwts.              | 880          | 9,696      | 880        | 586          | 9,367      | 586      |
| Winkles....."                  | 1,207        | 2,034      | 1,207      | 1,514        | 3,062      | 1,514    |
| Cockles....."                  | 122          | 618        | 122        | 143          | 500        | 143      |
| Mussels....."                  |              |            |            |              |            |          |
| Catfish....."                  | 1,074        | 1,049      | 1,074      | 4,651        | 4,511      | 4,651    |
| Total value.....               |              | 18,704,346 |            |              | 18,621,608 |          |

\*Of this quantity 1,267,777 cwts. were used in the manufacture of oil and meal.  
 †Of this quantity 850,955 cwts. were used in the manufacture of oil and meal.

## UNITED STATES

## ATLANTIC COAST

(From reports of the Bureau of Fisheries, Department of Commerce.)

The quantities of the chief kinds of fish landed at Boston and Gloucester, Mass., and Portland, Maine, by United States fishing vessels during the eight months ended August 31, 1928, and those landed during the corresponding period in the preceding year were as follows:—

| Kinds of Fish          | 1928      | 1927    |
|------------------------|-----------|---------|
|                        | Cwts.     | Cwts.   |
| Cod, fresh.....        | 420,898   | 469,663 |
| “ salted.....          | 9,334     | 17,877  |
| Cusk, fresh.....       | 12,920    | 18,224  |
| “ salted.....          | 68        | 295     |
| Haddock, fresh.....    | 1,015,910 | 853,522 |
| “ salted.....          |           | 499     |
| Hake, fresh.....       | 24,298    | 18,155  |
| “ salted.....          | 82        | 140     |
| Pollock, fresh.....    | 22,723    | 26,295  |
| “ salted.....          | 53        | 98      |
| Halibut, fresh.....    | 28,441    | 38,813  |
| “ salted.....          | 35        | 6       |
| Mackerel, fresh.....   | 199,507   | 281,417 |
| “ salted.....          | 774       | 1,745   |
| Swordfish, fresh.....  | 23,988    | 19,787  |
| Herring, fresh.....    | 591       | 16,362  |
| “ salted.....          | 7,871     | 20,271  |
| Other fish, fresh..... | 12,823    | 9,780   |

## PACIFIC COAST

The quantities of the chief kinds of fish landed at Seattle, Washington, by United States fishing vessels during the eight months ended August 31, 1928, and those landed during the corresponding period in the preceding year, were as follows:—

| Kinds of Fish                              | 1928    | 1927   |
|--|---------|--------|
|  | Cwts.   | Cwts.  |
| Halibut, fresh.....                        | 112,517 | 78,351 |
| Black Cod (Sable Fish), fresh.....         | 9,441   | 8,828  |
| Ling Cod, fresh.....                       | 7,400   | 7,270  |
| TAKEN IN PUGET SOUND BY COLLECTING VESSELS |         |        |
| Herring.....                               | 15,460  | 5,450  |
| Salmon.....                                | 73,781  | 81,075 |
| Trout.....                                 | 1,170   | 948    |
| Crabs.....                                 | 1,099   | 1,201  |

## ENGLAND AND WALES

(From monthly reports of the Ministry of Agriculture and Fisheries.)

The total quantity of fish landed in England and Wales by British vessels during the eight months ended August 31, 1928, was 6,968,850 cwts., valued at \$40,890,265, while that landed during the corresponding period in the preceding year was 7,157,331 cwts., valued at \$38,910,615.

The value of shellfish is included, but the weight is not.

The quantities of the chief kinds of fish landed during the eight months this year, and those landed during the corresponding period last year, were as follows:—

| Kinds of Fish                | 1928      | 1927      |
|------------------------------|-----------|-----------|
|                              | Cwts.     | Cwts.     |
| Cod.....                     | 2,051,452 | 2,167,833 |
| Haddock.....                 | 1,191,370 | 1,279,620 |
| Hake.....                    | 544,161   | 678,691   |
| Ling.....                    | 126,714   | 127,854   |
| Saith (Coalfish).....        | 304,380   | 257,125   |
| Halibut.....                 | 79,567    | 83,452    |
| Skate.....                   | 299,504   | 296,967   |
| Whiting.....                 | 209,046   | 203,811   |
| Soles, Brill and Turbot..... | 99,109    | 87,611    |
| Plaice.....                  | 394,374   | 445,159   |
| Herring.....                 | 493,296   | 406,507   |
| Mackerel.....                | 119,377   | 121,439   |
| Lobsters (Number).....       | 679,100   | 644,000   |
| Oysters ".....               | 4,629,100 | 5,520,000 |

## SCOTLAND

(From monthly reports of the Fishery Board.)

The total quantity of fish landed in Scotland by British vessels during the eight months ended August 31, 1928, was 5,249,830 cwts., valued at \$17,778,635, while that landed during the corresponding period in the preceding year was 5,351,144 cwts., valued at \$16,172,775.

The value of shellfish is included, but the weight is not.

The quantities of the chief kinds landed during the eight months this year, and those landed during the corresponding period of last year were as follows:—

| Kinds of Fish          | 1928      | 1927      |
|------------------------|-----------|-----------|
|                        | Cwts.     | Cwts.     |
| Cod.....               | 452,435   | 500,599   |
| Haddock.....           | 638,518   | 630,467   |
| Hake.....              | 20,421    | 25,803    |
| Saith (Coalfish).....  | 72,849    | 68,801    |
| Ling.....              | 74,238    | 85,041    |
| Halibut.....           | 29,209    | 35,803    |
| Plaice.....            | 27,983    | 37,400    |
| Skate.....             | 93,909    | 106,159   |
| Whitings.....          | 135,780   | 138,776   |
| Herring.....           | 3,481,974 | 3,510,247 |
| Mackerel.....          | 30,334    | 34,358    |
| Lobsters (Number)..... | 527,100   | 530,211   |
| Oysters ".....         | 24,800    | 18,168    |

## GREAT BRITAIN

The total quantity and value of wet fish landed in Great Britain during the eight months ended August 31, 1928, and that landed during the corresponding period in the preceding year was as follows:—

|                         | 1928       |            | 1927       |            |
|-------------------------|------------|------------|------------|------------|
|                         | Cwts.      | Value      | Cwts.      | Value      |
|                         |            | \$         |            | \$         |
| By British Vessels..... | 12,218,680 | 56,934,625 | 12,508,475 | 53,388,975 |
| By Foreign Vessels..... | 2,668,387  | 17,442,135 | 2,373,386  | 14,988,670 |
| Total.....              | 14,887,067 | 74,376,760 | 14,881,861 | 68,377,645 |

## IRELAND

(FREE STATE)

(From monthly reports of the Department of Lands and Fisheries.)

The total quantity of fish landed in Ireland (Free State) during the eight months ended August 31, 1928, was 291,957 cwts., valued at \$1,212,705, while that landed during the corresponding period in the preceding year was 394,327 cwts., valued at \$1,340,115.

The value of shellfish is included, but the weight is not.

The quantities of the chief kinds landed during the eight months this year, and those landed during the corresponding period last year, were as follows:—

| Kinds of Fish                | 1928    | 1927    |
|------------------------------|---------|---------|
|                              | Cwts.   | Cwts.   |
| Cod.....                     | 16,392  | 17,399  |
| Haddock.....                 | 1,547   | 2,133   |
| Hake.....                    | 1,632   | 3,357   |
| Ling.....                    | 560     | 573     |
| Skate.....                   | 5,336   | 5,309   |
| Whiting.....                 | 10,599  | 12,916  |
| Soles, Brill and Turbot..... | 1,638   | 1,421   |
| Plaice.....                  | 7,256   | 8,791   |
| Herring.....                 | 207,013 | 273,604 |
| Mackerel.....                | 32,702  | 61,000  |
| Lobsters (Number).....       | 387,737 | 478,723 |
| Oysters ".....               | 40,800  | 43,280  |