



The next generation of quality, productivity, and security

HP Color LaserJet Managed MFP E77800 series
HP Color LaserJet Managed MFP E87600 series



Big colour.
Small cost.



Minimal interruptions.
Maximum uptime.



The world's most
secure printing¹

Big colour. Small cost.



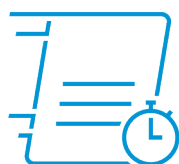
Quality colour printing for a great value is a smart choice for any business. Produce premium, professional-quality colour documents at a competitive low cost with an HP Color LaserJet Managed MFP built to make your work—and your business—look its best.



Premium colour at a low cost

Print premium, professional-quality documents with vivid colour images and graphics that stand out, for a competitive low cost.

Create consistent, professional quality documents and get the performance you count on. Original HP toner cartridges and drums are specially designed and precisely engineered for HP printers and MFPs—so you can rely on fast, consistent results.



Fast, professional performance

Equip employees to speed through tasks with an MFP that delivers the professional performance you expect from an enterprise machine.

Choose from a range of modular paper-handling, solution, and connectivity accessories designed to adapt to the needs of workgroups of all sizes.

Avoid interruptions with an HP Color LaserJet Managed MFP designed to be streamlined with minimal parts for simple service and maximum productivity.²



Energy efficient

Help keep energy costs down without compromising performance. This device features fusers that warm rapidly and cool quickly, so they start printing sooner, complete jobs faster, and help you conserve more energy.³

Save paper and conserve resources with automatic two-sided printing, scanning, and copying. Consume up to 50% less paper by printing on both sides of the page.

Easily recycle your Original HP cartridges at no charge through HP Planet Partners.⁴

Minimal interruptions. Maximum uptime.

Annoying interruptions and complex maintenance can slow down printing, and ultimately, the pace of business. Avoid pauses in productivity with an HP Color LaserJet Managed MFP designed for maximum uptime—so you can count on reliable results day in and day out.

Move business forward

Grab the documents you need and go. This device wakes up quickly and prints fast—up to 60 pages per minute (ppm) (E87660dn/z models).⁵ Your pages are ready right when you need them.

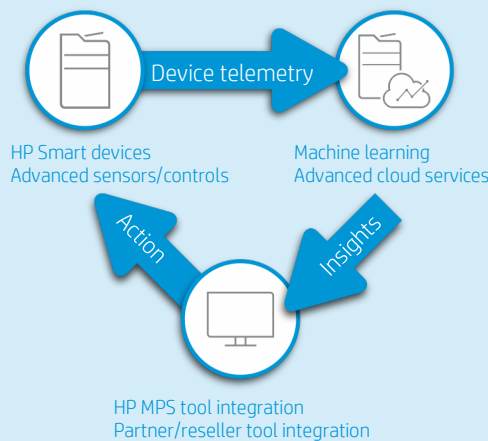


Accelerate workflow with single-pass, two-sided scanning up to 120 images per minute (ipm), simplex, and up to 240 ipm, duplex (Flow models).⁶

Scan documents directly to Microsoft® Office 365 (Flow models only) and SharePoint®, plus email, USB, and network folders.⁷

Minimise downtime

HP Smart Device Services (SDS) remote diagnostic insights and remediation capabilities help minimise downtime. HP devices are smart and communicate their health before the device stops. SDS helps optimise HP devices for your usage environment with machine-to-machine learning, predictive analytics, and advanced device controls that can be made remotely.



SDS keeps your data and network secure—it only tracks device ID and telemetry data, and it does not collect customer names, user data, or job content.

SDS uses the same secure network protocols used by web banking applications, Microsoft Outlook, and Office 365.

Expand your capacity


Tailor this MFP to the needs of your business with a wide range of optional paper-handling accessories. Optional trays support media sizes up to A3. For a list of compatible accessories by model, see the paper-handling accessories table on page 10.



Organise, staple, and collect documents with an optional booklet finisher that helps you save time and look professional.

Print up to 6,140 pages without reloading paper, using the optional 2,000-sheet high-capacity input tray and the optional 3,000-sheet high-capacity side input tray, with support for media sizes up to A4 (E87600 series).⁸

The world's most secure printing¹



Only HP Enterprise devices repair themselves from attacks in real time, with built-in security to help keep your network safe. Automatically monitor threats, detect intrusions, and validate operating software with security offered only by HP.¹



Always on guard

Only HP Enterprise devices offer built-in security features that are always on guard.¹

- With HP Sure Start, each device regularly checks its operating code and repairs itself from attempted hacks.
- Whitelisting checks firmware during startup to help ensure it's authentic, good code—digitally signed by HP.
- Run-time intrusion detection continually monitors activity to detect and stop attacks, then automatically reboots.
- HP Connection Inspector stops malware from “calling home” to malicious servers, stealing data, and compromising your network, then automatically triggers a self-healing reboot.

Thwart potential attacks by receiving instant notification of security issues, so immediate action can be taken. This MFP works with leading Security Information and Event Management (SIEM) tools like Splunk and ArcSight.



Take security to the next level

Help protect your MFP with more than 250 embedded security features.⁹ Protect information in transit over the network and stored on the device—keys, passwords, certificates, and more. Store data on the 256-bit encrypted HP High-Performance Secure Hard Disk.

Give workgroups what they need to succeed. Easily develop, deploy, and integrate HP and third-party solutions with the HP Open Extensibility Platform (OXP). Add features such as card readers and more through the Hardware Integration Pocket (HIP).¹⁰

Add another layer of protection and further safeguard information stored on the device, using the optional HP Trusted Platform Module.¹¹



Build business efficiency

Centralise control of your printing environment with HP Web Jetadmin—and help build business efficiency.¹² Optional HP JetAdvantage Security Manager offers an effective, policy-based approach to help secure HP printing and imaging devices.¹³ Easily set security configuration policies and automatically validate settings for every HP printer and MFP in your fleet.

Simplify business printing with the industry's first SaaS (Software as a Service) portal¹⁴ for managing both apps and users.¹⁵

Regulate colour use and reduce printing costs. With HP Color Access Control, you can authorise permission to only specific users who need it.¹⁶

Save IT time and make printing easy for the entire enterprise by using a single driver for all HP devices.¹⁷



For more information about security, please see Appendix A, page 17; for details about fleet management, please see Appendix B, page 20.

Give workgroups the speed they need



Accelerate workflow, improve accuracy, and easily connect people throughout your organisation. Complete high-volume scan jobs super-fast—up to 240 ipm for Flow models⁶—and avoid extra steps with a Flow MFP designed for maximum productivity.



Easily scan and edit text

Capture text from documents with high accuracy. Easily scan documents and save as a Microsoft Word or searchable PDF file with HP Scan and I.R.I.S. Readiris™ Pro OCR Software.

Preview and edit scans, adjust images, and launch print, scan, copy, and fax (optional) jobs—all at the 20.3 cm (8.0-inch) colour touchscreen. For more information, see Appendix C on page 21.



Fast scanning and input

Enter data more quickly and accurately using the pull-out keyboard, one of the features available on all Flow models.¹⁸

Turn stacks of paper documents into digital files. Load up to 250 pages into the automatic document feeder (ADF) (E77800 series Flow models and all E87600 series models) for fast, unattended scanning.¹⁹

Walk up and print from or scan to a memory device using the easy-access USB port.²⁰



Every page, every time

Capture every page easily—with confidence. HP EveryPage gives employees smooth paper-handling capabilities to detect potential errors or missed pages on the spot—for scan jobs of all kinds.¹⁸

Help ensure every scanned document is properly oriented, cropped to size, and greyscale-optimised.

Flow MFP features¹⁸



HP EveryPage featuring ultrasonic multi-feed detection



Faster scan speeds



Automatic page orientation, auto-crop, and auto-tone



Pull-out keyboard



Built-in OCR



Higher capacity ADF

Product walk-around

HP Color LaserJet Managed Flow MFP E77830z shown



Series at a glance



Model (product number)	MFP E77822dn (Z8Z00A)	Flow MFP E77822z (Z8Z01A)	MFP E77825dn (Z8Z02A)	Flow MFP E77825z (Z8Z03A)	MFP E77830dn (Z8Z04A)	Flow MFP E77830z (Z8Z05A)
Functions	Print, copy, and scan (fax and wireless optional) <i>(all models)</i>					
Print speed (A4 and letter, black and colour) ⁵	Up to 22 ppm	Up to 22 ppm	Up to 25 ppm	Up to 25 ppm	Up to 30 ppm	Up to 30 ppm
ADF capacity; supports media sizes up to A3	100 sheets	250 sheets	100 sheets	250 sheets	100 sheets	250 sheets
Scan speeds (A4 and letter, black and colour) ⁶	80 ppm/160 ipm, simplex/duplex	120 ppm/240 ipm, simplex/duplex	80 ppm/160 ipm, simplex/duplex	120 ppm/240 ipm, simplex/duplex	80 ppm/160 ipm, simplex/duplex	120 ppm/240 ipm, simplex/duplex
Input capacity	Standard: 1,140 sheets; Maximum: 3,140 sheets <i>(all models)</i>					
Advanced workflow features	Send to Microsoft SharePoint	Same as E77822dn, plus: HP EveryPage technology, pull-out keyboard, auto-tone, auto-orientation, auto-page-crop, embedded OCR	Send to Microsoft SharePoint	Same as E77825dn, plus: HP EveryPage technology, pull-out keyboard, auto-tone, auto-orientation, auto-page-crop, embedded OCR	Send to Microsoft SharePoint	Same as E77830dn, plus: HP EveryPage technology, pull-out keyboard, auto-tone, auto-orientation, auto-page-crop, embedded OCR

HP Color LaserJet Managed MFP E77800 series – Configuration

Select only one finisher accessory:²¹
RECOMMENDED

Select only one input accessory:²²
REQUIREMENTS VARY BY REGION

Inner finisher (Y1G00A)
Top tray:
 • Up to 50 sheets (sort/stack)
 • Media size: up to A3
 • Media weight: 52 to 325 g/m²
Main tray:
 • Up to 500 sheets (sort/stack/staple)
 • Media size up to A3
 • Media weight: 52 to 256 g/m²

Booklet finisher (Y1G07A)
Top tray:
 • Up to 250 sheets (sort/stack/C-fold/V-fold)
 • Media size: up to 320 x 457 mm
 • Media weight: 52 to 300 g/m²
Main tray:
 • Up to 2,000 sheets (sort/stack/staple/saddle staple/punch/C-fold/V-fold)
 • Media size: up to 320 x 457 mm
 • Media weight: 52 to 350 g/m²
Booklet tray:
 • ~5 sets of 25 sheets each

Stapler/stacker finisher (Y1G18A)
Top tray:
 • Up to 250 sheets (sort/stack)
 • Media size: up to 320 x 457 mm
 • Media weight: 52 to 300 g/m²
Main tray:
 • Up to 3,000 sheets (sort/stack/staple)
 • Media size: up to 320 x 457 mm
 • Media weight: 52 to 350 g/m²

Job separator (Y1G15A)
 • Up to 125 sheets
 • Media size: up to A3
 • Media weight: 60 to 256 g/m²

Cabinet (Y1G17A)

Dual cassette feeder (Y1F97A)
 • Tray 1: up to 520 sheets
 • Tray 2: up to 520 sheets
 • Media size: up to A3
 • Media weight: 60 to 220 g/m²

High-capacity input tray (Y1F99A)
 • Up to 2,000 sheets
 • Media size: up to A4
 • Media weight: 60 to 220 g/m²

2/4 Hole punch
 • For Booklet or Stapler/stacker finisher (shown above): Y1G11A
 • For Inner finisher: Y1G03A

Staples (5,000)
 • For Inner finisher or Booklet finisher: Y1G13A
 • For Stapler/stacker finisher: Y1G14A

Second exit accessory (Y1G23A)
 Required with selection of any finisher.

100-sheet ADF
 • Standard for dn models
 • Single pass, two-sided scanning
 • Scans up to 80 ipm, simplex and 160 ipm, duplex
 • Media size: up to A3
 • Media weight: 45 to 220 g/m², simplex; 60 to 220 g/m², duplex

250-sheet ADF
 • Standard for Flow z models
 • Single pass, two-sided scanning
 • Scans up to 120 ipm, simplex and 240 ipm, duplex
 • Media size: up to A3
 • Media weight: 45 to 220 g/m², simplex; 60 to 220 g/m², duplex



- Standard on all models:
- 100-sheet multipurpose tray 1
 - Media size: up to A3
 - Media weight: 60 to 220 g/m²
 - 520-sheet tray 2
 - Media size: up to A4
 - Media weight: 60 to 220 g/m²
 - 520-sheet tray 3
 - Media size: up to A3
 - Media weight: 60 to 220 g/m²

Tray heater 110V (Y1G22A)
 Helps reduce paper jams in high humidity environments.
 Optional; may choose one. If Dual cassette feeder (Y1F97A) or HCI 2,000-sheet tray (Y1F99A) is selected, may select one additional tray heater.

Tray heater 220V (Y1G22A)
 Helps reduce paper jams in high humidity environments.
 Optional; may choose one. If Dual cassette feeder (Y1F97A) or HCI 2,000-sheet tray (Y1F99A) is selected, may select one additional tray heater.

Product walk-around

HP Color LaserJet Managed Flow MFP E87660z shown



Series at a glance



Model (product number)	MFP E87640dn (Z8Z12A)	Flow MFP E87640z (Z8Z13A)	MFP E87650dn (Z8Z14A)	Flow MFP E87650z (Z8Z15A)	MFP E87660dn (Z8Z16A)	Flow MFP E87660z (Z8Z17A)
Functions	Print, copy, and scan (fax and wireless optional) <i>(all models)</i>					
Print speed (A4 and letter, black and colour)⁵	Up to 40 ppm	Up to 40 ppm	Up to 50 ppm	Up to 50 ppm	Up to 60 ppm	Up to 60 ppm
ADF capacity; supports media sizes up to A3	250 sheets	250 sheets	250 sheets	250 sheets	250 sheets	250 sheets
Scan speeds (A4 and letter, black and colour)⁶	90 ppm/180 ipm, simplex/duplex	120 ppm/240 ipm, simplex/duplex	90 ppm/180 ipm, simplex/duplex	120 ppm/240 ipm, simplex/duplex	90 ppm/180 ipm, simplex/duplex	120 ppm/240 ipm, simplex/duplex
Input capacity	Standard: 1,140 sheets; Maximum: 6,140 sheets <i>(all models)</i>					
Advanced workflow features	Send to Microsoft SharePoint	Same as E87640dn, plus HP EveryPage technology, pull-out keyboard, auto-tone, auto-orientation, auto-page-crop, embedded OCR	Send to Microsoft SharePoint	Same as E87650dn, plus: HP EveryPage technology, pull-out keyboard, auto-tone, auto-orientation, auto-page-crop, embedded OCR	Send to Microsoft SharePoint	Same as E87660dn, plus: HP EveryPage technology, pull-out keyboard, auto-tone, auto-orientation, auto-page-crop, embedded OCR

HP Color LaserJet Managed MFP E87600 series – Configuration

Select only one finisher accessory:²³

RECOMMENDED

Select input accessory:²⁴

REQUIREMENTS VARY BY REGION

Inner finisher (Y1G00A)
Top tray:
 • Up to 50 sheets (sort/stack)
 • Media size: up to A3
 • Media weight: 52 to 325 g/m²
Main tray:
 • Up to 500 sheets (sort/stack/staple)
 • Media size up to A3
 • Media weight: 52 to 256 g/m²

Booklet finisher (Y1G07A)
Top tray:
 • Up to 250 sheets (sort/stack/
 C-fold/V-fold)
 • Media size: up to 320 x 457 mm
 • Media weight: 52 to 300 g/m²
Main tray:
 • Up to 2,000 sheets (sort/stack/
 staple/saddle staple/punch/
 C-fold/V-fold)
 • Media size: up to 320 x 457 mm
 • Media weight: 52 to 350 g/m²
Booklet tray:
 • ~5 sets of 25 sheets each

Stapler/stacker finisher (Y1G18A)
Top tray:
 • Up to 250 sheets (sort/stack)
 • Media size: up to 320 x 457 mm
 • Media weight: 52 to 300 g/m²
Main tray:
 • Up to 3,000 sheets (sort/stack/
 staple)
 • Media size: up to 320 x 457 mm
 • Media weight: 52 to 350 g/m²

Job separator (Y1G01A)
 • Up to 125 sheets
 • Media size: up to A3
 • Media weight: 60 to 256 g/m²

Cabinet (Y1G16A)

Dual cassette feeder (Y1F98A)
 • Tray 1: up to 520 sheets
 • Tray 2: up to 520 sheets
 • Media size: up to A3
 • Media weight: 60 to 220 g/m²

High-capacity input tray (Y1G21A)
 • Up to 2,000 sheets
 • Media size: up to A4
 • Media weight: 60 to 220 g/m²

2/4 Hole punch
 • For Booklet or Stapler/stacker finisher (shown above): Y1G11A
 • For Inner finisher: Y1G03A

Staples (5,000)
 • For Inner finisher or Booklet finisher: Y1G13A
 • For Stapler/stacker finisher: Y1G14A

Standard on all models:

- 250-sheet ADF
 - Single pass, two-sided scanning
 - Scans up to 120 ipm, simplex and 240 ipm, duplex
 - Media size: up to A3
 - Media weight: 45 to 220 g/m², simplex and 60 to 220 g/m², duplex
- 100-sheet multipurpose tray 1
 - Media size: up to A3
 - Media weight: 60 to 220 g/m²
- 520-sheet tray 2
 - Media size: up to A4
 - Media weight: 60 to 220 g/m²
- 520-sheet tray 3
 - Media size: up to A3
 - Media weight: 60 to 220 g/m²

High-capacity side input tray (Y1G20A)
 • Up to 3,000 sheets
 • Media size: up to A4
 • Media weight: 60 to 300 g/m²
 • Requires selection of either the Dual cassette feeder or the HCI 2,000-sheet input tray

Tray heater 110V (Y1G22A)
 Helps reduce paper jams in high humidity environments.
 Optional; may choose one. If Dual cassette feeder (Y1F98A) or HCI 2,000-sheet tray (Y1G21A) is selected, may select one additional tray heater.

Tray heater 220V (Y1G22A)
 Helps reduce paper jams in high humidity environments.
 Optional; may choose one. If Dual cassette feeder (Y1F98A) or HCI 2,000-sheet tray (Y1G21A) is selected, may select one additional tray heater.

Paper-handling accessories

All MFP E77800 and E87600 series models come standard with the following input trays: 100-sheet multipurpose tray that supports media sizes up to A3, 520-sheet tray 2 that supports media sizes up to A4, and 520-sheet tray 3 that supports media sizes up to A3. The MFP E77800 and E87600 series may be configured with optional input and finisher accessories described in the tables below.

Other optional accessories, such as hole punch accessories, are included in the Ordering information on page 15.

HP Color LaserJet Managed MFP E77822/E77825/E77830



Cabinet (Y1G17A)²²

Dual cassette feeder (Y1F97A)²²

High-capacity input tray (Y1F99A)²²

Inner finisher (Y1G00A)^{21,25}

Booklet finisher (Y1G07A)^{21,25}

Stapler/stacker finisher (Y1G18A)^{21,25}

Requirements vary by region; only one can be added at a time.

One finisher accessory is recommended; only one can be added at a time.

Input capacity: N/A

Tray 1: up to 520 sheets
Tray 2: up to 520 sheets

Up to 2,000 sheets

Top tray: up to 50 sheets
Main (finishing) tray: up to 500 sheets

Top tray: up to 250 sheets
Main (finishing) tray: up to 3,000 sheets
Booklet tray: ~5 sets of 25 sheets each

Top tray: up to 250 sheets
Main (finishing) tray: up to 3,000 sheets

Requires selection of HP LaserJet Second Exit (Y1G23A)

Requires selection of HP LaserJet Second Exit (Y1G23A)

Requires selection of HP LaserJet Second Exit (Y1G23A)

HP Color LaserJet Managed MFP E87640/E87650/E87660



Cabinet (Y1G16A)²⁴

Dual cassette feeder (Y1F98A)²⁴

High-capacity input tray (Y1G21A)²⁴

High-capacity side input tray (Y1G20A)²⁶

Inner finisher (Y1G00A)²³

Booklet finisher (Y1G07A)²³

Stapler/stacker finisher (Y1G18A)²³

Requirements vary by region; only one can be added at a time.

One finisher accessory is recommended; only one can be added at a time.

Exception: HCI side input tray requires either the Dual cassette feeder or the HCI 2,000-sheet tray.

Input capacity: N/A

Tray 1: up to 520 sheets
Tray 2: up to 520 sheets

Up to 2,000 sheets

Up to 3,000 sheets

Top tray: up to 50 sheets
Main (finishing) tray: up to 500 sheets

Top tray: up to 250 sheets
Main (finishing) tray: up to 3,000 sheets
Booklet tray: ~5 sets of 25 sheets each

Top tray: up to 250 sheets
Main (finishing) tray: up to 3,000 sheets

Technical specifications

	HP Color LaserJet Managed MFP E77800 series – dn models	HP Color LaserJet Managed MFP E77800 series – Flow z models	HP Color LaserJet Managed MFP E87600 series – dn models	HP Color LaserJet Managed MFP E87600 series – Flow z models
Product number	E77822dn: Z8Z00A E77825dn: Z8Z02A E77830dn: Z8Z04A	E77822z: Z8Z01A E77825z: Z8Z03A E77830z: Z8Z05A	E87640dn: Z8Z12A E87650dn: Z8Z14A E87660dn: Z8Z16A	E87640z: Z8Z13A E87650z: Z8Z15A E87660z: Z8Z17A
Control panel/data entry	20.3 cm (8.0-inch) pivoting colour touchscreen; easy-access USB; ²⁰ Hardware Integration Pocket ¹⁰			
		Plus: pull-out keyboard		Plus: pull-out keyboard
Print speed (A4 and letter, black and colour)⁵	E77822dn/z: Up to 22 ppm E77825dn/z: Up to 25 ppm E77830dn/z: Up to 30 ppm		E87640dn/z: Up to 40 ppm E87650dn/z: Up to 50 ppm E87660dn/z: Up to 60 ppm	
Print resolution	Up to 1200 x 1200 dpi reduced speed		Up to 600 x 600 dpi	
Scanning resolution	Up to 600 x 600 dpi (<i>all models</i>)			
ADF scan speed (A4 and letter, black and colour)⁶				
Single-sided	Up to 80 ppm	Up to 120 ppm	Up to 90 ppm	Up to 120 ppm
Two-sided	Up to 160 ipm	Up to 240 ipm	Up to 180 ipm	Up to 240 ipm
Features				
Printing	HP Laser technology, print preview, automatic two-sided printing, portrait/landscape orientation, control panel shortcuts, store print jobs Better remote diagnosis and repair; higher first-time fix rates; full toner, LLC utilisation; capture un-billed pages from reconnected network devices, personal printers; onsite access to service training; A3 LaserJets are designed for fewer LLC replacements ² and faster repairs			
Scanning	Flatbed scanner: 297 x 432 mm (11.7 x 17 in); ADF with single-pass, two-sided scanning up to 297 x 432 mm (11.7 x 17 in); Scan input modes: Front panel applications: Copy, E-mail, Fax, Save to Network Folder, Save to USB, Save to Device Memory; Open Extensibility Platform (OXP) applications Advanced features: Optimise text/picture, image adjustments, job build, output quality setting, selectable scan resolution up to 600 dpi, auto detect colour, edge erase, job notification, blank page suppression; Quick Sets; Scan file format: JPEG, PDF, TIFF, XPS			
		Plus: HP EveryPage with ultrasonic multi-feed detection, embedded optical character recognition (OCR), auto-orientation, auto-crop-to-page, auto-tone		Plus: HP EveryPage with ultrasonic multi-feed detection, embedded optical character recognition (OCR), auto-orientation, auto-crop-to-page, auto-tone
Digital sending	Scan to email, save to network folder, save to USB drive, send to SharePoint, send to FTP, send to sFTP, send to LAN fax, send to Internet fax, Local Address Book, SMTP over SSL, blank page removal, edge erase, auto colour sense, auto-crop to content, compact PDF, auto-tone scale, auto-orientation, multi-pick detect, auto-straighten, auto-crop-to-page			
File formats	Digital send: PDF, Hi-compression PDF, JPEG, TIFF, MTIFF, XPS, PDF/A Scan to easy-access USB: PDF, JPEG, TIFF, MTIFF, XPS, PDF/A Print from easy-access USB: PDF, PS, Print Ready files (.prn, .pcl, .cht)	Digital send: PDF, Hi-compression PDF, JPEG, TIFF, MTIFF, XPS, PDF/A, TEXT (OCR), Unicode TEXT (OCR), RTF (OCR), Searchable PDF (OCR), HTML (OCR), CSV (OCR) Scan to easy-access USB: PDF, JPEG, TIFF, MTIFF, XPS, PDF/A, TEXT (OCR), Unicode TEXT (OCR), RTF (OCR), Searchable PDF (OCR), HTML (OCR), CSV (OCR) Print from easy-access USB: PDF, PS, Print Ready files (.prn, .pcl, .cht)	Digital send: PDF, Hi-compression PDF, JPEG, TIFF, MTIFF, XPS, PDF/A Scan to easy-access USB: PDF, JPEG, TIFF, MTIFF, XPS, PDF/A Print from easy-access USB: PDF, PS, Print Ready files (.prn, .pcl, .cht)	Digital send: PDF, Hi-compression PDF, JPEG, TIFF, MTIFF, XPS, PDF/A, TEXT (OCR), Unicode TEXT (OCR), RTF (OCR), Searchable PDF (OCR), HTML (OCR), CSV (OCR) Scan to easy-access USB: PDF, JPEG, TIFF, MTIFF, XPS, PDF/A, TEXT (OCR), Unicode TEXT (OCR), RTF (OCR), Searchable PDF (OCR), HTML (OCR), CSV (OCR) Print from easy-access USB: PDF, PS, Print Ready files (.prn, .pcl, .cht)
Copying	Two-sided copying, reduce/enlarge from scanner glass (25 to 400%), scalability, image adjustments (darkness, contrast, background cleanup, sharpness), optimised text/picture (text, mixed, printed picture, photograph), N-Up, N or Z-ordering, content orientation, collation, booklet, ID scan, job build, job storage, watermark, stamps, book mode scans, erase edges, automatically detect colour/mono, image preview; Copy resolution: Up to 600 x 600 dpi; Up to 9,999 copies			
Optional faxing	Fax speed: ²⁷ 33.6 kbps /3 seconds per page (A4/letter); fax forwarding, receive fax polling, speed dial up to 1000 numbers, each with 210 destinations, auto-fax reduction, auto-redialing, stored faxes, fax archiving Fax resolution: Up to 300 x 300 dpi (400 x 400 dpi for received faxes only)			
Processor	800 MHz (<i>all models</i>)			

	HP Color LaserJet Managed MFP E77800 series – dn models	HP Color LaserJet Managed MFP E77800 series – Flow z models	HP Color LaserJet Managed MFP E87600 series – dn models	HP Color LaserJet Managed MFP E87600 series – Flow z models
Memory (standard and maximum)	6 GB	7 GB	7 GB (<i>all E87600 series models</i>)	
Storage	16 GB encrypted eMMC (for stored jobs and solutions) and one 320 GB Standard embedded HP High-Performance Secure Hard Disk (for copy/scan functions); AES 256 hardware encryption or greater); Secure erase capabilities (Secure File Erase-Temporary Job Files, Secure Erase-Job Data, Secure ATA Erase-Disk) ²⁸ Note: After key system and software resources are uploaded to the device, there is ~5 GB remaining for print job storage purposes. By upgrading to the optional 500 GB HDD, you will have ~489 GB remaining for print job storage purposes after resources are loaded.	Two 320 GB Standard, embedded High-Performance Secure Hard Disk (total 640 GB); AES 256 hardware encryption or greater); Secure erase capabilities (Secure File Erase-Temporary Job Files, Secure Erase-Job Data, Secure ATA Erase-Disk)		
	Optional: HP High-Performance Secure Hard Disk, 500 GB (B5L29A) can be used in place of the 16 GB eMMC ²⁹	Optional: HP High-Performance Secure Hard Disk, 500 GB (B5L29A) can be used in place of one 320 GB HDD ²⁹		

Durability ratings

RMPV ³⁰	As high as 50,000 pages (<i>all models</i>)
Duty cycle ³¹	Up to 300,000 pages (<i>all models</i>)

Media specifications

Input capacity	Up to 1,140 sheets, standard; up to 3,140 sheets, maximum ⁸ Tray 1: up to 100 sheets Tray 2: up to 520 sheets Tray 3: up to 520 sheets	Up to 1,140 sheets, standard; up to 6,140 sheets, maximum ⁸ Tray 1: up to 100 sheets Tray 2: up to 520 sheets Tray 3: up to 520 sheets
Output capacity	500-sheet face-down output bin (<i>all models</i>)	
Two-sided printing	Automatic (<i>all models</i>)	
Media sizes	Tray 1: A3, A4, A4R, A5, A5R, A6, SRa3, SRA3, Ra4, B4 (JIS), B5 (JIS), B6 (JIS), Oficio, 8K, 16K, Postcard, Dpostcard (JIS), envelopes (B5, C5, C6, DL); letter, letter R, legal, executive, statement, Oficio, 11 x 17 in, 12 x 18 in, 4 x 6 in, 5 x 7 in, 5 x 8 in, 10 x 15 in, 8K, 16K, envelopes (No. 9, No. 10, Monarch); Custom media sizes: 98 x 139.7 to 320 to 457 mm; 3.9 x 5.6 to 12.8 x 18.3 in Tray 2: A4, A4R, A5, A5R, A6, Ra4, B4 (JIS), B5 (JIS), B6(JIS), Oficio, 8K, 16K, envelopes (B5, C5, C6, DL); letter, letter R, legal, executive, statement, Oficio, 4 x 6 in, 5 x 7 in, 5 x 8 in, 10 x 15 in, 16K, envelopes (No. 9, No. 10, Monarch); Custom media sizes: 98 x 139.7 to 297 to 390 mm; 3.9 x 5.6 in to 11.9 x 15.6 in Tray 3: A3, A4, A4R, A5, A5R, A6, SRa3, SRA3, Ra4, B4 (JIS), B5 (JIS), B6 (JIS), Oficio, 8K, 16k, Postcard, Dpostcard (JIS), envelope (B5, C5, C6, DL); letter, letter R, legal, executive, statement, Oficio, 11 x 17 in, 12 x 18 in, 8K, 16K; Custom media sizes: 98 x 139.7 to 320 to 457.2 mm; 3.9 x 5.6 in to 12.8 x 18.3 in Duplex: A3, A4, A4R, A5, A5R, A6, SRa3, SRA3, Ra4, B4 (JIS), B5 (JIS), B6 (JIS), Oficio, 8K, 16k, Dpostcard (JIS); letter, letter R, legal, executive, statement, Oficio, 11 x 17 in, 12 x 18 in, 8k, 16k ADF: A3, A4, A4R, A5, A6, B4, B5, 16K, Dpostcard (JIS); legal, Oficio, executive, statement, ledger	
Media weights	Trays 1, 2, and 3: 60 to 70 g/m ² (thin), 71 to 90 g/m ² (plain), 91 to 105 g/m ² (thick), 106 to 176 g/m ² (heavy), 177 to 220 g/m ² (extra heavy), 106 to 163 g/m ² (thin glossy) (16 to 58 lb) ADF: Simplex: 42 to 220 g/m ² (12 to 58 lb); Duplex: 60 to 220 g/m ² (16 to 58 lb)	
Media types	Plain, HP EcoFFICIENT, HP Matte 90g, Light 60-74g, Intermediate 85-95g, Light Bond, Bond, Heavy Bond, Recycled, HP Matte 105g, HP Matte 120g, HP Soft Gloss 120g, HP Glossy 120g, Mid-Weight 96-110g, Heavy 11-130g, Mid-Wt Glossy 96-110g, Heavy Glossy 111-130g, HP Matte 150g, HP Glossy 150g, Extra Heavy 131-175g, Extra Heavy Glossy 131-175g, HP Matte 150g, HP Glossy 200g, Cardstock 176-220g, Card Glossy 176-220g, Light Paperboard 221-255g, Paperboard 256-300g, Heavy paperboard, Mono transparency, Labels, Letterhead, Envelope, Heavy Envelope, Preprinted, Prepunched, Coloured	

Print languages HP PCL 6, HP Postscript level 3 emulation, PDF (v 1.7), Apple AirPrint³² compatible

Fonts and typefaces 84 scalable TrueType fonts (*all models*)

Connectivity Standard: 2 Hi-Speed USB 2.0 Host; Hi-Speed USB 2.0 device; Gigabit Ethernet 10/100/1000T network; Hardware Integration Pocket¹⁰
Optional: Fax modem

	HP Color LaserJet Managed MFP E77800 series – dn models	HP Color LaserJet Managed MFP E77800 series – Flow z models	HP Color LaserJet Managed MFP E87600 series – dn models	HP Color LaserJet Managed MFP E87600 series – Flow z models
Mobile printing capability	Management security: SNMPv3, SSL/TLS, WPA2-Enterprise, 802.1X authentication (EAP-PEAP, EAP-TLS), IPP over TLS, IPsec/Firewall with Certificate, Pre-Shared Key Authentication, and Kerberos Authentication; Support for HP Web Jetadmin 10; ¹² IPsec Configuration using IPsec Plug-in			
Network capabilities	Standard: Built-in Gigabit 10/100/1000T Ethernet Optional: Wireless networking ³³ and NFC touch-to-print ³⁴			
Network protocols	IPv4/IPv6: Apple Bonjour Compatible (Mac OS 10.2.4 or higher), SNMPv1/v2c/v3, HTTP, HTTPS, FTP, TFTP, Port 9100, LPD, WS Discovery, IPP, Secure-IPP, IPsec/Firewall; IPv6: DHCPv6, MLDv1, ICMPv6; IPv4: Auto-IP, SLP, Telnet, IGMPv2, BOOTP/DHCP, WINS, IP Direct Mode, WS Print; Other: NetWare NDS, Bindery, NDPS, HP ePrint; ³⁵ Google Cloud Print™ 2.0			
Security management	SNMPv3, SSL/TLS, WPA2-Enterprise, 802.1X authentication (EAP-PEAP, EAP-TLS), IPP over TLS, IPsec/Firewall with Certificate, Pre-Shared Key Authentication, and Kerberos Authentication; Support for HP Web Jetadmin 10; ¹² IPsec Configuration using IPsec Plug-in			
Printer management	Printer Administrator Resource Kit for HP Universal Print Driver (UPD) Active Directory Administrator Template, Add Print Model to Comments, AutoUpgradeUPD, Driver Configuration Utility, Driver Deployment Utility, HP Managed Printing Administration, PRNCON.EXE, HPPRLOG, Migrate-Server-Tools, UpdateNow, Remove Plug and Play Drivers; ¹⁷ HP Web Jetadmin ¹² software; Resource Kit for HP Web Jetadmin (HP SNMP Proxy Agent, HP WS Pro Proxy Agent); HP JetAdvantage Security Manager ¹³			
Compatible operating systems³⁶	Windows® OS: Windows 10 all 32- and 64-bit editions (excluding RT OS for Tablets), Windows 7 all 32- and 64-bit editions, Windows 8/8.1 all 32- and 64-bit editions (excluding RT OS for Tablets), Windows Vista® all 32-bit editions (Home Basic, Premium, Professional, etc.), Windows XP® SP3 32-bit editions (XP Home, XP Pro, etc.) Mac OS: 10.12 Sierra, OS X 10.10 Yosemite, OS X 10.11 El Capitan Mobile OS: Android™ Linux OS (In-OS HPLIP): Linux Boss (3.0, 5.0) http://hplipopensource.com/hplip-web/index.html , Linux Debian (6.0.x, 7.x), Linux Fedora (17, 18, 19, 20), Linux Mint (13, 14, 15, 16, 17), Linux SUSE (12.2, 12.3, 13.1), Linux Ubuntu (10.04, 11.10, 12.04, 12.10, 13.04, 13.10, 14.04, 14.10) Other OS: UNIX®			
Compatible network operating systems	Citrix MetaFrame Presentation Server 3.0, Citrix MetaFrame XP Presentation Server (Feature Release 1, 2, and 3), Citrix on Windows Server® 2003/2003R2, Citrix on Windows Server 2008/2008R2/2008 R2 SP1 Citrix on Windows Server 2012/2012R2, Citrix Presentation Server 4.0/4.5, Citrix XenApp 5.0 (Plus Feature Pack 2 & 3) for Windows Server 2008 Terminal Services 32- and 64-bit, Citrix XenApp 6.0/6.5 (for Windows Server 2008 R2 Terminal Services, 32- and 64-bit), Citrix XenApp 6.0/6.5/7.5 (for Windows Server 2008 R2 SP1 Terminal Services, 32- and 64-bit), Citrix XenApp 7.5 (for Windows Server 2012 and 2012 R2 Terminal Services, 64-bit), Citrix XenDesktop 5.6 (for Windows Server 2008 R2 Terminal Services, 32- and 64-bit), Citrix XenDesktop 5.6/7.0/7.5 (for Windows Server 2008 R2 SP1 Terminal Services, 32- and 64-bit), Citrix XenDesktop 7.0/7.5 (for Windows Server 2012 and 2012 R2 Terminal Services, 64-bit), NetWare 6.5/SP8 Novell Clients novell.com/iprint , Novell iPrint Appliance v1.0, Novell Open Enterprise Server 11/SP1, Novell Open Enterprise Server 2 for Linux, Novell Servers novell.com/iprint Windows Server 2003/2003 R2 32-/64-bit (SP1/SP2) Standard/Enterprise/Datacenter (+ Cluster & Terminal Services), Windows Server 2003/2003 R2 32-bit (SP1/SP2) Standard/Enterprise (+ Cluster & Terminal Services), Windows Server 2008 32-/64-bit (SP2) Standard/Enterprise (+ Cluster & Terminal Services), Windows Server 2008 R2 64-bit (SP1) Standard/Enterprise (+ Cluster & Terminal Services), Windows Server 2008/2008 R2 32-/64-bit (SP1/SP2) Standard/Enterprise/Datacenter (+ Cluster & Terminal Services), Windows Server 2012/2012 R2 64-bit Standard/Foundation/Essentials/Datacenter (+ Cluster & Terminal Services), Windows Server 2016/ 64-bit Standard/ Essential/Datacenter (+ Cluster & Terminal Services)			
System requirements, Windows	A compatible operating system (see above); 200 MB available hard disk space; CD-ROM or DVD drive, or Internet connection; Dedicated USB or network connection or Wireless connection; OS hardware requirements (see microsoft.com)			
System requirements, Macintosh	A compatible operating system (see above); Internet; 1 GB available hard disk space; USB; OS hardware requirements (see apple.com)			
Dimensions (width x depth x height)	570 x 735 x 827 mm (22.4 x 28.9 x 32.6 in)	585 x 775.9 x 927.5 mm (23 x 30.5 x 36.5 in)	585 x 785 x 932.2 mm (23 x 30.3 x 36.7 in)	
Weight	89.55 kg (176.92 lb)		131.6 kg (290.2 lb)	
What's in the box	HP Color LaserJet Managed MFP; TCU; Drums; Assy-Colour WG Nameplate and Label; Power cords; Assembly-CD WW; Hardware install and setup documentation; Support flyers; DOES NOT INCLUDE TONER			
Warranty	90-day parts only; extended warranty and support options vary by product, country, and local legal requirements. Go to hp.com/support to learn about HP award-winning service and support options in your region.			
Software included	HP Connected, HP Device Experience (DXP), HP PCL 6 Printer Driver, HP Software Installer/Uninstaller, Mac OS Welcome Screen (directs users to 123.hp.com or OS App Source for printer software), Online user manuals			

Environmental and power specifications

	HP Color LaserJet Managed MFP E77800 series – dn models	HP Color LaserJet Managed MFP E77800 series – Flow z models	HP Color LaserJet Managed MFP E87600 series – dn models	HP Color LaserJet Managed MFP E87600 series – Flow z models
Environmental ranges				
Temperatures	Recommended operating range: 15 to 30° C (59 to 86° F); Operating range: 15 to 30° C (59 to 86° F)			
Relative Humidity	Recommended operating range: 20 to 80% RH; Operating range: 20 to 80% RH			
Acoustic pressure emissions^{37,38}	<p>E77822dn: Ready mode: inaudible Active print: 48 dB(A)³⁹ Active copy: 51 dB(A) Active scan: 47/54 dB(A) (45/88 ipm)</p> <p>E77825dn: Ready mode: inaudible Active print: 48 dB(A)⁴⁰ Active copy: 51 dB(A) Active scan: 47/54 dB(A) (45/88 ipm)</p> <p>E77830dn: Ready mode: inaudible Active print: 51 dB(A)⁴¹ Active copy: 52 dB(A) Active scan: 47/54 dB(A) (45/88 ipm)</p>	<p>E77822z: Ready mode: inaudible Active print: 49 dB(A)³⁹ Active copy: 52 dB(A) Active scan: 49/60 dB(A) (48/124 ipm)</p> <p>E77825z: Ready mode: inaudible Active print: 49 dB(A)⁴⁰ Active copy: 52 dB(A) Active scan: 49/60 dB(A) (48/124 ipm)</p> <p>E77830z: Ready mode: inaudible Active print: 51 dB(A)⁴¹ Active copy: 53 dB(A) Active scan: 49/60 dB(A) (48/124 ipm)</p>	<p>E87640dn: Ready mode: inaudible Active print: 49 dB(A)⁴² Active copy: 54 dB(A) Active scan: 60 dB(A) @ 124 ipm</p> <p>E87650dn: Ready mode: inaudible Active print: 50 dB(A)⁴³ Active copy: 54 dB(A) Active scan: 60 dB(A) @ 124 ipm</p> <p>E87660dn: Ready mode: inaudible Active print: 49 dB(A)⁴⁴ Active copy: 54 dB(A) Active scan: 60 dB(A) @ 124 ipm</p>	<p>E87640z: Ready mode: inaudible Active print: 49 dB(A)⁴² Active copy: 54 dB(A) Active scan: 60 dB(A) @ 124 ipm</p> <p>E87650z: Ready mode: inaudible Active print: 50 dB(A)⁴³ Active copy: 54 dB(A) Active scan: 60 dB(A) @ 124 ipm</p> <p>E87660z: Ready mode: inaudible Active print: 49 dB(A)⁴⁴ Active copy: 54 dB(A) Active scan: 60 dB(A) @ 124 ipm</p>
Acoustic power emissions^{37,38,45}	<p>E77822dn: Ready mode: inaudible Active print: 6.3 B(A)³⁹ Active copy: 6.6 B(A) Active scan: 6.2/6.9 B(A) (45/88 ipm)</p> <p>E77825dn: Ready mode: inaudible Active print: 6.4 B(A)⁴⁰ Active copy: 6.6 B(A) Active scan: 6.2/6.9 B(A) (45/88 ipm)</p> <p>E77830dn: Ready mode: inaudible Active print: 6.6 B(A)⁴¹ Active copy: 6.8 B(A) Active scan: 6.2/6.9 B(A) (45/88 ipm)</p>	<p>E77822z: Ready mode: inaudible Active print: 6.4 B(A)³⁹ Active copy: 6.7 B(A) Active scan: 6.4/7.5 B(A) (48/124 ipm)</p> <p>E77825z: Ready mode: inaudible Active print: 6.5 B(A)⁴⁰ Active copy: 6.7 B(A) Active scan: 6.4/7.5 B(A) (48/124 ipm)</p> <p>E77830z: Ready mode: inaudible Active print: 6.7 B(A)⁴¹ Active copy: 6.8 B(A) Active scan: 6.4/7.5 B(A) (48/124 ipm)</p>	<p>E87640dn: Ready mode: inaudible Active print: 6.5 B(A)⁴² Active copy: 6.9 B(A) Active scan: 7.5 B(A) @ 124 ipm</p> <p>E87650dn: Ready mode: inaudible Active print: 6.6 B(A)⁴³ Active copy: 7.0 B(A) Active scan: 7.5 B(A) @ 124 ipm</p> <p>E87660dn: Ready mode: inaudible Active print: 6.7 B(A)⁴⁴ Active copy: 7.0 B(A) Active scan: 7.5 B(A) @ 124 ipm</p>	<p>E87640z: Ready mode: inaudible Active print: 6.5 B(A)⁴² Active copy: 6.9 B(A) Active scan: 7.5 B(A) @ 124 ipm</p> <p>E87650z: Ready mode: inaudible Active print: 6.6 B(A)⁴³ Active copy: 7.0 B(A) Active scan: 7.5 B(A) @ 124 ipm</p> <p>E87660z: Ready mode: inaudible Active print: 6.7 B(A)⁴⁴ Active copy: 7.0 B(A) Active scan: 7.5 B(A) @ 124 ipm</p>
Power specifications⁴⁶				
Power supply	Built-in; Input voltage: 110 to 220 VAC (+/- 10%), 50/60 Hz (+/- 3 Hz)			
Power consumption	<p>E77822dn/z: Printing/copying: 654 watts; Ready: 62 watts; Sleep: 12 watts; Auto-Off: 0.5 watts; Manual Off: 0.1 watts</p> <p>E77825dn/z: Printing/copying: 761 watts; Ready: 62 watts; Sleep: 12 watts; Auto-Off: 0.5 watts; Manual Off: 0.1 watts</p> <p>E77830dn/z: Printing/copying: 804 watts; Ready: 48 watts; Sleep: 11 watts; Auto-Off: 0.5 watts; Manual Off: 0.1 watts</p>		<p>E87640dn/z: Printing/copying: 854 watts; Ready: 65 watts; Sleep: 12 watts; Auto-Off: 0.5 watts; Manual Off: 0.1 watts</p> <p>E87650dn/z: Printing/copying: 951 watts; Ready: 65 watts; Sleep: 12 watts; Auto-Off: 0.5 watts; Manual Off: 0.1 watts</p> <p>E87660dn/z: Printing/copying: 1121 watts; Ready: 65 watts; Sleep: 12 watts; Auto-Off: 0.5 watts; Manual Off: 0.1 watts</p>	
Typical Electricity Consumption (TEC)	<p>E77822dn/z: 1.487 kWh/week (Blue Angel) 1.531 kWh/week (ENERGY STAR®)</p> <p>E77825dn/z: 1.735 kWh/week (Blue Angel) 1.765 kWh/week (ENERGY STAR)</p> <p>E77830dn/z: 2.299 kWh/week (Blue Angel) 2.241 kWh/week (ENERGY STAR)</p>		<p>E87640dn/z: 2.702 kWh/week (Blue Angel) 2.683 kWh/week (ENERGY STAR)</p> <p>E87650dn/z: 3.283 kWh/week (Blue Angel) 3.318 kWh/week (ENERGY STAR)</p> <p>E87660dn/z: 3.974 kWh/week (Blue Angel) 3.860 kWh/week (ENERGY STAR)</p>	
Environmental specifications	Blue Angel compliant, ENERGY STAR certified, CECP, EPEAT® Silver ⁴⁷			
Safety and regulatory compliance	IEC 60950-1:2005 +A1:2009 +A2:2013 (International); EN60950-1:2006 +A11:2009 +A1:2010 +A12:2011 +A2:2013 (EU); EN 60825-1:2014 / IEC 60825-1:2014 (Class 1 Laser Product); EN 62479:2010 / IEC 62479:2010; EN 62471-1:2008 / IEC 62471-1:2006; Low Voltage Directive 2014/35/EU with CE Mark (Europe); GS Certificate (Germany, Europe); UL/cUL Listed and UC CoC (US/Canada); CAN/CSA C22.2 No. 60950-1-07 2nd Ed. 2011-12; Compliance with Laser safety standards 21 CFR 1040.10 and 1040.11 except for deviations pursuant to Laser notice No. 50, Dated June 24, 2007. Other safety approvals as required by individual countries			
Electromagnetic emission standard	CISPR 22:2008 (International) - Class A, CISPR 32:2012 (International) - Class A, EN 55032:2012 (EU) - Class A, EN 61000-3-2:2014, EN 61000-3-3: 2013, EN 55024: 2010, EMC Directive 2014/30/EU, FCC 47 CFR Part 15 Class A/ICES-003, Issue 6 Class A, Other EMC approvals as required by individual countries			

Ordering information

Product	HP Color LaserJet Managed MFP E77822dn	Z8Z00A
	HP Color LaserJet Managed Flow MFP E77822z	Z8Z01A
	HP Color LaserJet Managed MFP E77825dn	Z8Z02A
	HP Color LaserJet Managed Flow MFP E77825z	Z8Z03A
	HP Color LaserJet Managed MFP E77830dn	Z8Z04A
	HP Color LaserJet Managed Flow MFP E77830z	Z8Z05A
	HP Color LaserJet Managed MFP E87640dn	Z8Z12A
	HP Color LaserJet Managed Flow MFP E87640z	Z8Z13A
	HP Color LaserJet Managed MFP E87650dn	Z8Z14A
	HP Color LaserJet Managed Flow MFP E87650z	Z8Z15A
HP Color LaserJet Managed MFP E87660dn	Z8Z16A	
HP Color LaserJet Managed Flow MFP E87660z	Z8Z17A	
Supplies⁴⁸	E77822/E77825/E77830:	
	HP Black Managed LaserJet Toner Cartridge (~34,000 pages) ^{49,50}	W9040MC
	HP Cyan Managed LaserJet Toner Cartridge (~32,000 pages) ^{49,50}	W9041MC
	HP Yellow Managed LaserJet Toner Cartridge (~32,000 pages) ^{49,50}	W9042MC
	HP Magenta Managed LaserJet Toner Cartridge (~32,000 pages) ^{49,50}	W9043MC
	HP Fuser Assembly 110V (~250,000 pages)	Z7Y77A
	HP Fuser Assembly 220V (~250,000 pages)	Z9M03A
	HP Image Transfer Belt Assembly (~400,000 pages)	Z7Y79A
	HP Image Transfer Blade (~150,000 pages)	Z7Y81A
	HP Toner Collection Unit (~33,700 pages)	W9048MC
	HP Transfer Roller Assembly (~150,000 pages)	Z9M04A
	HP Flow ADF Pick Roller Kit (~200,000 pages)	Z8W50A
	HP Flow ADF Separation Roller Kit (~100,000 pages)	Z8W51A
	HP MP Roller Kit (~200,000 pages)	Z7Y88A
	HP ADF Roller Kit (~200,000 pages)	Z7Y64A
	HP ADF Separation Roller Kit (~100,000 pages)	Z7Y65A
	HP Trays 2-x Roller Kit (~200,000 pages)	Z7Y83A
	HP CMY Imaging Drum (~135,000 pages)	W9044MC
	HP Cyan Developer Unit (~300,000 pages)	Z9M02A
	HP Magenta Developer Unit (~300,000 pages)	Z7Y82A
	HP Yellow Developer Unit (~300,000 pages)	Z7Y91A
	HP Black Developer Unit (~300,000 pages)	Z7Y70A
	E87640/E87650/E87660:	
	HP Black Managed LaserJet Toner Cartridge (~54,500 pages) ^{49,50}	W9050MC
	HP Cyan Managed LaserJet Toner Cartridge (~52,000 pages) ^{49,50}	W9051MC
	HP Yellow Managed LaserJet Toner Cartridge (~52,000 pages) ^{49,50}	W9052MC
	HP Magenta Managed LaserJet Toner Cartridge (~52,000 pages) ^{49,50}	W9053MC
	HP Fuser Assembly 110V (~360,000 pages)	Z7Y75A
	HP Fuser Assembly 220V (~360,000 pages)	Z7Y76A
	HP Image Transfer Belt Assembly (~430,000 pages)	Z7Y78A
	HP Image Transfer Blade (~180,000 pages)	Z7Y80A
	HP Toner Collection Unit (~71,000 pages)	W9058MC
	HP Transfer Roller Assembly (~360,000 pages)	Z7Y90A
	HP Flow ADF Pick Roller Kit (~200,000 pages)	Z8W50A
	HP Flow ADF Separation Roller Kit (~100,000 pages)	Z8W51A
	HP MP Roller Kit (~200,000 pages)	Z7Y88A
	HP Trays 2-x Roller Kit (~360,000 pages)	Z9M01A
	HP Black Imaging Drum (~160,000 pages)	W9054MC
	HP CMY Imaging Drum (~145,000 pages)	W9055MC
	HP Cyan Developer Unit (~300,000 pages)	Z7Y69A
	HP Magenta Developer Unit (~300,000 pages)	Z7Y72A
	HP Yellow Developer Unit (~300,000 pages)	Z7Y73A
	HP Black Developer Unit (~300,000 pages)	Z7Y68A
	Workgroup and Department devices:	
	HP LaserJet Inner finisher and Booklet finisher staples (5,000 staples)	Y1G13A
HP LaserJet Stapler/stacker finisher staples (5,000 staples)	Y1G14A	
Accessories	E77822/E77825/E77830 (Workgroup):	
	HP LaserJet Workgroup Cabinet ²²	Y1G17A
	HP LaserJet Dual Cassette Workgroup Feeder (Trays 1 and 2: 520 sheets each) ²²	Y1F97A
	HP LaserJet Workgroup 2,000-sheet High-capacity Tray ²²	Y1F99A
	HP LaserJet Workgroup Job Separator (Up to 125 sheets) ²²	Y1G15A
	HP LaserJet Second Exit Accessory ²⁵	Y1G23A
	E87640/E87650/E87660 (Department):	
	HP LaserJet Department Cabinet ²⁴	Y1G16A
	HP LaserJet Dual Cassette Department Feeder (Trays 1 and 2: 520 sheets each) ²⁴	Y1F98A
	HP LaserJet Department 2,000-sheet High-capacity Tray ²⁴	Y1G21A
	HP LaserJet Department 3,000-sheet High-capacity Tray ²⁶	Y1G20A
	HP LaserJet Department Job Separator (Up to 125 sheets) ²⁴	Y1G01A

Accessories (continued)**Workgroup and Department devices:**

HP LaserJet Paper Tray Heaters Accessory: US (110V) ⁵¹	Y1G22A#BGJ
HP LaserJet Paper Tray Heaters Accessory: EU (220V) ⁵²	Y1G22A#B19
HP LaserJet Inner Finisher ²⁵	Y1G00A
HP LaserJet Inner Finisher Hole Punch 2/3 Accessory (NA, LA, and AP regions) ⁵³	Y1G02A
HP LaserJet Inner Finisher Hole Punch 2/4 Accessory (EMEA and AP regions) ⁵³	Y1G03A
HP LaserJet Inner Finisher Swedish Punch Accessory (Sweden (SE)) ⁵³	Y1G04A
HP LaserJet Booklet Finisher ²⁵	Y1G07A
HP LaserJet Stapler/Stacker Finisher ²⁵	Y1G18A
HP LaserJet Booklet or Stapler/stacker Finisher Hole Punch 2/3 Accessory (NA, LA, and AP regions) ⁵⁴	Y1G10A
HP LaserJet Booklet or Stapler/stacker Finisher Hole Punch 2/4 Accessory (EMEA and AP regions) ⁵⁴	Y1G11A
HP LaserJet Booklet or Stapler/stacker Finisher Hole Punch Swedish Accessory (Sweden (SE)) ⁵⁴	Y1G12A

Accessories (optional)**Workgroup and Department devices:**

HP High-Performance Secure Hard Disk, 500 GB ²⁹	B5L29A
HP Internal USB Ports	B5L28A
HP LaserJet MFP Analog 500 Fax Accessory	CC487A
HP Jetdirect 2900nw Print Server ³³	J8031A
HP Jetdirect 3000w NFC/Wireless Accessory ³⁴	J8030A
HP Foreign Interface Harness	B5L31A
HP USB Universal Card Reader	X3D03A

Solutions

HP Web Jetadmin: hp.com/go/wja
 HP Universal Print Driver: hp.com/go/upd
 HP JetAdvantage Security Manager: hp.com/go/securitymanager
 HP JetAdvantage On Demand Cloud Solutions: hp.com/go/jetadvantageondemand
 HP LaserJet Fonts, Barcodes, and IPDS Emulation available at hp.com/go/laserjetfonts
 To learn more about available infrastructure, management, and workflow solutions, visit hp.com/go/printing_solutions

Appendix A: Security features



Resources

HP JetAdvantage Security Solutions:

- Web site: hp.com/go/printsecurity
- Solution brief: <http://h20195.www2.hp.com/V2/GetPDF.aspx/4AA3-1295EEW.pdf>
- Video: <http://hp.brightcovegallery.com/products/detail/video/4270905124001/>

HP JetAdvantage Security Manager:¹³

- Web site: hp.com/go/securitymanager
- Brochure: <http://h20195.www2.hp.com/V2/GetPDF.aspx/4AA3-9275EEW.pdf>
- Video: <http://hp.brightcovegallery.com/products/detail/video/4270837770001/>

The world's most secure printing¹

The HP Color LaserJet Managed MFP E77800 series and the HP Color LaserJet Managed MFP E87600 series are designed to work with security solutions to help reduce risk, improve compliance, and protect your network from end to end. Protect your device, data, and documents with built-in and optional security features.⁹

Protect your device

As capabilities expand and devices become more integrated into your work, device security becomes increasingly important. These features help protect the E77800 and E87600 series:

- **Embedded protection:** Multi-level, built-in features help protect your MFP against complex security threats from boot up to shut down. For details, see hp.com/go/PrintersThatProtect.
 - HP Sure Start helps the device BIOS to boot up properly every time with unaltered genuine HP code and without corruption. If an anomaly is detected, the device can repair itself by rebooting.
 - Whitelisting helps the device firmware to load properly with genuine HP code—without corruption—every time.
 - Run-time intrusion detection guards against malware by continually monitoring activity to detect and stop attacks. If an anomaly is detected, the device automatically reboots.
 - HP Connector Inspector stops malware from “calling home” to malicious servers, stealing data, and compromising your network. It evaluates outgoing network connections to determine what’s normal, stop suspicious requests, and automatically trigger a self-healing reboot.
- **Encrypted storage with secure erase:** These MFPs come with built-in encryption to protect data. When stored data is no longer needed, use built-in device capabilities to securely overwrite data and safely remove sensitive information. HP offers multiple mechanisms to erase stored data, including functionality that is designed to conform to U.S. National Institute of Science and Technology (NIST) Special Publication 800-88.
- **Ports and protocols:** FTP and Telnet are closed by default to help prevent unsecure protocols from being used. Unused physical ports (such as host USB ports or network ports) can be disabled to prevent unauthorised use.
- **Administrator access control for device:** You can set administrator passwords so only IT staff or other authorised personnel can set up and configure device settings.
- **Common Criteria Certification:** HP Enterprise devices are certified as compliant with internationally recognised security standards, such as Common Criteria Certification (CCC) and FIPS 140.

Protect your data

Your MFP harbours sensitive information—make sure it’s not at risk.

- **Network protection:** 802.1x or IPsec encrypted network standards can help protect data travelling over the network between the device and management tools such as HP Web Jetadmin¹² or the Embedded Web Server.
- **Encrypt data in transit:**
 - Protect print jobs travelling to the device with encryption such as Internet Print Protocol over TLS (IPPS). Or, Secure Encrypted Print with HP Universal Print Driver¹⁷ provides true symmetric AES256 print job encryption and decryption from the client to the page based on a user-defined password using FIPS 140 validated cryptographic libraries from Microsoft.
 - Use CipherSuite Encryption Strength to select encryption strength to prevent the use of legacy or insecure protocols for data in transit.
 - Scanned PDFs and emails can be encrypted using built-in FIPS 140 validated cryptographic libraries from Microsoft.
 - HP offers a rich portfolio of HP JetAdvantage Workflow Solutions that provide advanced capture and route capabilities with enterprise level security. For more information, visit hp.com/go/documentmanagement.

- **Encrypt data at rest:**
 - The HP High-Performance Secure Hard Disk provides full 256-bit AES hardware encryption to protect sensitive business information, such as print jobs or passwords.
 - The optional HP Trusted Platform Module (TPM) helps strengthen protection of encrypted credentials and data by automatically sealing device encryption keys to the TPM. It provides secure device identity by generating and protecting certificate private keys.¹¹
- **Firewall:** Prevent malware and viruses from entering your network by limiting printer access to computing devices in network.
- **Authentication and authorisation:** Manage user access using native features or optional solutions.
 - With native user authentication, you can require users to sign in with PIN/PIC, LDAP, or Windows/Kerberos authentication. You can also integrate these with Active Directory.
 - With optional authentication solutions like HP Access Control, you can enable advanced authentication using proximity cards or NFC-enabled mobile devices. To learn more, visit hp.com/go/hpac.⁵⁵ The Hardware Integration Pocket enables integration of select card readers.¹⁰
- **Role-based access controls:** Restrict access to management utilities, avoid unwanted device configurations, and help reduce costs and security risks through printer feature restrictions.
 - With HP FutureSmart 4, you have more control than ever before over device security and permission settings. IT administrators can decide who can interact with certain device capabilities.
 - Optional HP Access Control Rights Management allows you to give different capabilities to different users, or even entire departments, depending on their needs. For example, you can limit who can fax, scan to email, or scan to fax.
- **Mobile printing:** Optional wireless networking³³ and optional NFC touch-to-print³⁴ allow mobile users to connect to the MFP without accessing the company network. HP also offers server-based mobile print solutions that provide secure pull printing, as well as advanced management and reporting capabilities. For more information about HP Access Control, please visit hp.com/go/businessmobileprinting.
- **CA and Device Identity Certificates:** This MFP supports identity certificates signed by a corporate certificate authority, which provides verification of identity and authenticity. This device also supports CA certificates for validation of identity certificates. Certificates can enable secure end-to-end communications with the device when used with features like IPsec, Secure-IPP, HP ePrint,³⁵ and more. Additional certificates can be stored for validating S/MIME email servers and 802.1x authentication. Save time by using HP JetAdvantage Security Manager to automatically install and renew certificates.¹³



Safeguard your physical documents

HP offers several solutions to help keep documents from falling into the wrong hands and to help prevent fraud.

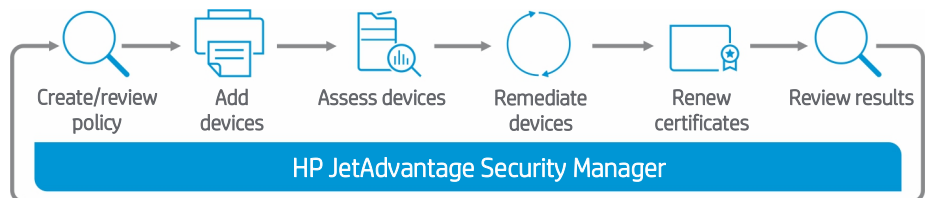
- **PIN/Pull printing:** Have documents held and released only to the person who printed them. Pull printing solutions help protect sensitive data by requiring authentication at the device, and give users the flexibility of pulling the documents from any device that is enabled with the solution.
 - Built-in PIN printing: When users send confidential print jobs, they assign a PIN which they must enter at the device to release the job.
 - HP JetAdvantage Secure Print: With this affordable solution designed for SMB, jobs can be stored in the cloud or on the user's desktop. It's easy to set up and use, allows users to release jobs from a mobile device, and supports multi-vendor devices. For more information, visit hp.com/go/JetAdvantageSecurePrint.⁵⁶
 - HP JetAdvantage Private Print: With HP's cloud-based solution, you get the advantages of pull printing, without the complexity—at no additional charge. It is simple to set up and does not require a server, installation, or maintenance. To learn more, visit hp.com/go/JetAdvantagePrivatePrint.⁵⁷
 - HP Access Control Secure Pull Printing: This optional robust server-based solution offers multiple forms of authentication including badge release, as well as enterprise level security, management, and scalability. To learn more, visit hp.com/go/hpac.

Easily manage security across the fleet

HP JetAdvantage Security Manager

Easily set security configuration policies and automatically validate settings for every HP device in your fleet. Optional HP JetAdvantage Security Manager offers an effective, policy-based approach.¹³

- Automate many tedious tasks so you can free up time for your IT staff and protect the data and documents that matter most to your business.
- Streamline the process to securely deploy and monitor devices by applying a single security policy across the fleet.
- Easily create a print security policy for your environment by leveraging the HP Security Manager Base Policy template.
- Secure new HP devices as soon as they are added to your network, or after a reboot, with HP Instant-on Security. The software automatically configures settings to comply with your corporate security policy.
- Improve the security of your infrastructure and device communications by deploying unique identity certificates and monitoring to ensure they remain valid. With HP Security Manager's efficient fleet management of certificates, the administrative overhead to install certificates across your fleet is now less than manually installing on a single device.
- Actively maintain and verify compliance with your defined security policies by using HP Security Manager automated monitoring and risk-based reporting.



To learn more about HP JetAdvantage Security Manager, please visit hp.com/go/securitymanager.

Works with SIEM tools

Get instant notification of potential security issues so immediate action can be taken to prevent potential attacks. Event data from HP Enterprise devices can be sent to SIEM tools such as ArcSight, Splunk, or SIEMonster for real-time monitoring. IT security can easily view printer endpoints as part of the broader IT ecosystem to detect and resolve printer security alerts.



HP security best practices

Since 2005, HP has published security best practice checklists for networked environments common to enterprises and small to medium businesses. For more information on HP security solutions and checklists, please visit hp.com/go/printsecurity.

Appendix B: Fleet management features

Simple one-to-one device management

The MFP can also be managed using the HP Embedded Web Server. Use a web browser to monitor status, configure network parameters, or access device features.

Control colour access

Use HP Web Jetadmin¹² to assign colour access by application. If you want to assign colour access by user or time of day, use the optional HP Access Control solution.⁵⁵ People who truly need to leverage the power of colour—such as your sales team and marketing department—can, while others automatically default to black-and-white output. You can also disallow colour output completely until it's needed for special projects, using HP Web Jetadmin, HP Universal Print Driver, or HP Access Control.

Resources

HP Web Jetadmin:

- Web site: hp.com/go/wja
- Solution brief: <http://h20195.www2.hp.com/V2/GetPDF.aspx/4AA5-2718ENW.pdf>
- Video: <http://hp.brightcovegallery.com/solutions/detail/video/4271055504001/>

HP Universal Print Driver:

- Web site: hp.com/go/upd
- Solution brief: <http://h20195.www2.hp.com/V2/GetPDF.aspx/4AA2-4781EEW>

Efficiently manage from a central location

The HP Color LaserJet Managed MFP E77800 series and the HP Color LaserJet Managed MFP E87600 series are supported by HP Web Jetadmin,¹² an HP JetAdvantage Management Solution. This single solution allows you to efficiently manage a wide variety of networked and PC-connected devices, including printers, multifunction products, and scanners. Remotely install, configure, troubleshoot, safeguard, and manage your devices—ultimately increasing business productivity by helping you save time, control costs, protect your assets, and provide a better return on your investment. Easily integrate new HP LaserJet Pro and Enterprise devices without having to upgrade HP Web Jetadmin. A universal plug-in lets you support most features of new devices and apply corporate policies in one step—helping to save time and simplify device management.¹²

HP Web Jetadmin enables you to:

- Gain a clear picture of how many and what kinds of devices you have.
- Get visibility into your supplies usage, so you can make smarter purchasing decisions, reduce spending, and even track and allocate printing costs to individual departments or users.
- Simplify, and, in many cases, automate routine tasks. For example, you can apply fleet-wide policies to automatically configure new devices with the right printing and security settings when they're added to your network.
- Give your help desk staff the tools they need—such as automatic alerts—to resolve problems quickly, and often proactively, before a call is even received.
- Verify that your devices are up-to-date with the latest firmware and are properly configured (especially important for organisations that need to meet regulatory requirements).
- Use robust tracking and reporting tools to help you make better decisions about how your devices are deployed across your organisation, so you can make the most of your IT investments.
- Take advantage of additional options, like the HP Database Connectivity Module, which works together with Web Jetadmin to help you establish and achieve environmental goals.
- Get the ultimate in investment protection with HP Web Jetadmin Premium Support. This expanded service option gives your staff access to HP's dedicated software support engineers, who provide advice, usage recommendations, problem diagnosis, and more.

HP Web Jetadmin can benefit IT-managed print environments of all sizes, from large enterprises managing thousands of devices to small businesses with just a handful. For more information—or to download this software tool at no additional charge—visit hp.com/go/wja.

Make it easy for all to print with one common driver

The HP Universal Print Driver (UPD) enables both mobile Microsoft device users and traditional desktop users to access the full features of nearly every HP device in your managed printing environment without the need for assistance.¹⁷

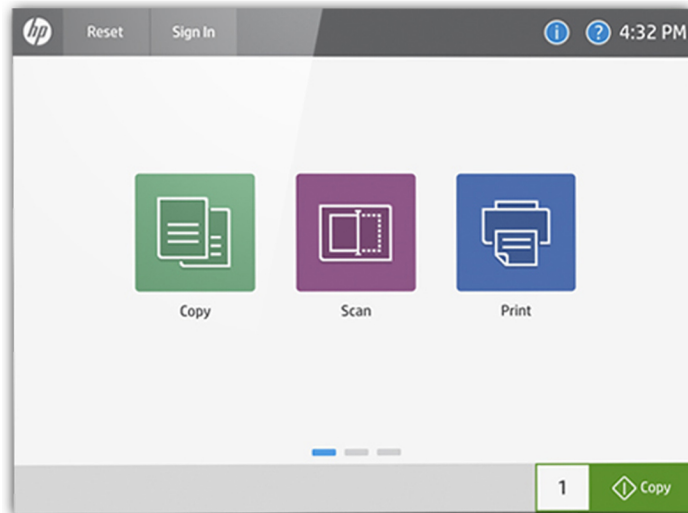
Eliminate the clutter on your computer by replacing multiple print drivers with one versatile solution. Empower IT by dramatically reducing the number of drivers they have to manage—and by giving them the tools they need to improve efficiency. With the HP UPD, your IT team can easily adjust device settings to help reduce printing costs, improve security, and help meet environmental goals. For example, it's simple to push two-sided printing or quicker sleep times across the fleet. Plus, the valuable tools in the HP UPD Printer Administrator's Resource Kit help you save time and money by streamlining IT tasks, implementing printing policies, and monitoring usage across the enterprise. You can also use the HP UPD in tandem with HP Web Jetadmin to create fleet-wide managed printer lists, reports, and more.

You can download this valuable fleet driver solution and the tools in the Printer Administrator's Resource Kit for no additional charge. For more information about how the HP Universal Print Driver can help you protect your imaging and printing investment, simplify management, and boost productivity, visit hp.com/go/upd.

Appendix C: Control panel features

Upgrade to a modern interface

The HP Color LaserJet Managed MFP E77800 series and the HP Color LaserJet Managed MFP E87600 series are powered by HP FutureSmart 4.0 firmware. Its modern, tablet-like interface keeps things simple and intuitive across your fleet of Enterprise devices. A scalable control panel interface improves future extensibility and allows for customisation, along with a robust set of new apps and usability features. You can even customise with your own wallpaper image and company logo. The new Message Center, with more detailed information and helpful animations, makes it easy to address device events. The simplified home screen displays just a few core apps by default (three apps for products without fax). Additional apps are easily accessed by swiping right to left, like with a smartphone or tablet.

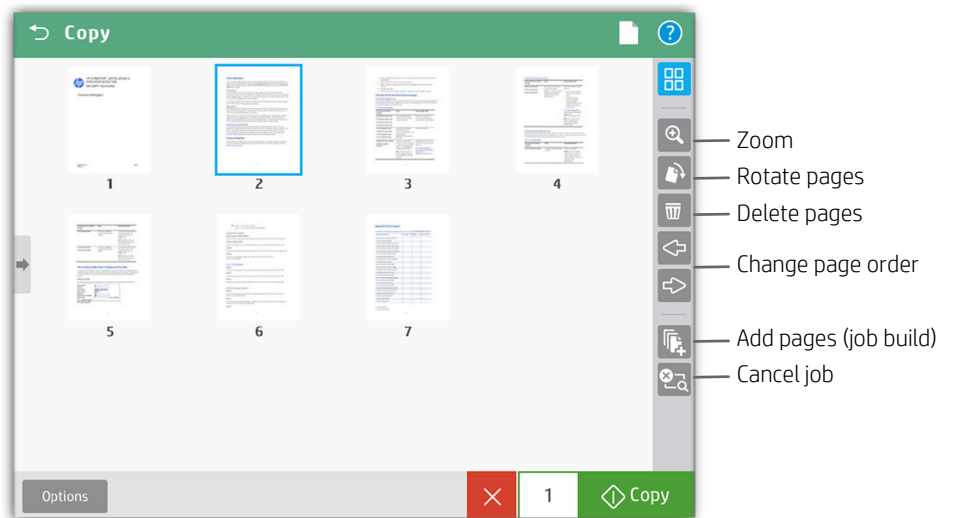


Edit jobs right at the MFP

The control panel features an enhanced image preview—now for both copies and scans. Right from the device's 20.3 cm (8.0-inch) colour touchscreen control panel, you can easily preview and edit scans before sending them. You can apply changes (like rotating) to a single page, or to multiple pages at once. Batch separation allows users to create separate PDF or PDF/A files from scanned pages. The Flow MFP models can also create PDF OCR and PDF/A OCR files.



The new user interface enables **swipe**, **rotate**, and **drag-and-drop** capabilities



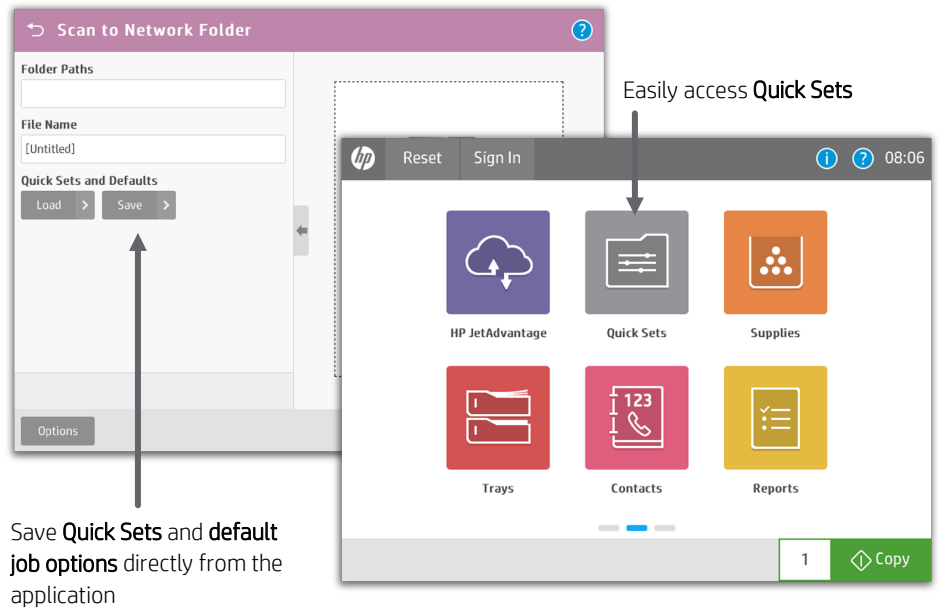
You can start a **preview** prior to committing to the copy job

Use Quick Sets to launch automated workflows

The MFP's digital sending capability allows users to route documents to a variety of destinations like email recipients, network folders, fax, FTP, a USB device, or Microsoft SharePoint.

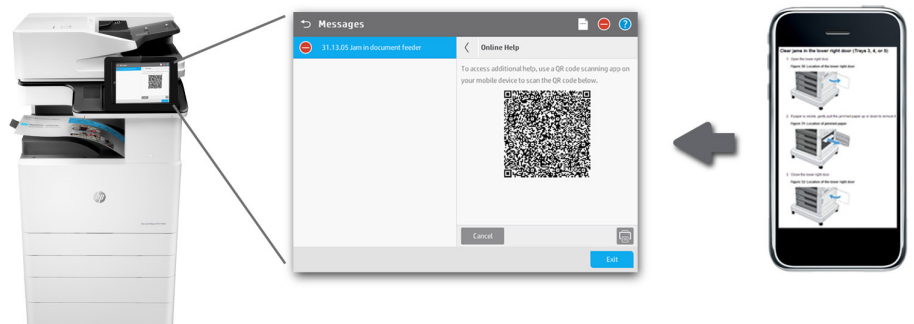
Quick Sets automate all of the steps of a complicated workflow and provide easy access to the configurations you use most, such as page size, resolution, and file format. You can also specify security settings, such as encrypted PDFs to be delivered through encrypted and signed emails.

Help users find what they need by moving individual Quick Sets to any screen or folder using the home screen customisation feature. With Quick Sets, IT can promote or block access to certain device features. Calls to the helpdesk can be reduced when users have everything they need and are restricted from accessing settings they shouldn't tamper with.



Troubleshoot with ease

The HP Color LaserJet Managed MFP E77800 series and the HP Color LaserJet Managed MFP E87600 series can help save your IT department valuable time when it comes to troubleshooting problems. The Remote Control Panel allows users to operate the user interface remotely, so IT can troubleshoot problems without running to the MFP.⁵⁸ Users can also quickly troubleshoot technical issues with HP's innovative, cloud-based Online Help services that are relevant and up to date. Easily solve problems from your PC or mobile device. A Quick Response (QR) code on the touchscreen links to Online Help using smartphones and tablets.⁵⁹ You can also find these links in the HP Embedded Web Server event log.



- ¹ Based on HP review of 2017 published security features of competitive in-class printers. Only HP offers a combination of security features that can monitor to detect and automatically stop an attack then self-validate software integrity in a reboot. For a list of printers, visit: hp.com/go/PrintersThatProtect. For more information, visit: hp.com/go/printersecurityclaims.
- ² Fewer service parts claim based on BLI analysis of leading in-class A3 MFPs as of August 2016; calculations use publicly available and/or published manufacturer rated yields for long-life consumables and assume 600,000 pages printed (using a 60% black/40% colour ratio); market share as reported by IDC as of Q2 2016.
- ³ Compared to previous generations of laser printers.
- ⁴ Programme availability varies. For more information, visit hp.com/recycle.
- ⁵ Measured using ISO/IEC 24734, excludes first set of test documents. For more information, see hp.com/go/printerclaims. Exact speed varies depending on the system configuration, software application, driver, and document complexity.
- ⁶ Scan speeds measured from ADF. Actual processing speeds may vary depending on scan resolution, network conditions, computer performance, and application software.
- ⁷ Requires an Internet connection to the printer. Services may require registration. App availability varies by country, language, and agreements. For details, see hpconnected.com.
- ⁸ Selection of optional paper-handling accessories required to reach maximum input capacity.
- ⁹ Some features require additional purchase. A FutureSmart service pack update may be required to activate security features. Learn more at hp.com/go/printsecurity.
- ¹⁰ Solutions deployed through the Hardware Integration Pocket (HIP) may require additional purchase.
- ¹¹ Use of the optional HP Trusted Platform Module accessory may require a firmware upgrade.
- ¹² HP Web Jetadmin is available for download at no additional charge at hp.com/go/wja.
- ¹³ HP JetAdvantage Security Manager must be purchased separately. For details, see hp.com/go/securitymanager.
- ¹⁴ Based on an HP assessment of print manufacturers SaaS offerings as of September 1, 2016, no other print manufacturer offers a single cloud portal for user and app management.
- ¹⁵ Requires Internet access. Supported browsers include Microsoft Internet Explorer® 9-11, Google Chrome™ 9 and newer, Mozilla® Firefox® 4 and newer, and Safari® 5 and newer. Compatible with select HP LaserJet, PageWide, OfficeJet Pro, and Digital Sender Flow devices that can connect to the Internet. Some apps support multi-vendor environments. May require a firmware upgrade. Learn more at hp.com/go/jetadvantageondemand.
- ¹⁶ Colour-access-control capabilities vary from device to device.
- ¹⁷ The HP Universal Print Driver is available for download at no additional charge at hp.com/go/upd.
- ¹⁸ The pull-out keyboard, HP EveryPage, and embedded OCR are only available on the Flow models.
- ¹⁹ The E77800 series Flow models and all of the E87600 series models include a 250-sheet ADF. The E77800 series dn models include a 100-sheet ADF. The ADF on all devices can scan documents up to A3 (11 x 17 inches).
- ²⁰ An administrator must enable the easy-access USB port before use.
- ²¹ One finisher accessory is recommended for the HP Color LaserJet Managed MFP E77800 series: HP LaserJet Inner Finisher (Y1G00A), or HP LaserJet Workgroup Job Separator (Y1G15A), or HP LaserJet Booklet Finisher (Y1G07A), or HP LaserJet Stapler/stacker Finisher (Y1G18A). Only one can be added at a time.
- ²² One input accessory is required for the NA and LA regions—and highly recommended for the EMEA and AP regions—for the HP Color LaserJet Managed MFP E77800 series: HP LaserJet Workgroup Cabinet (Y1G17A), or HP LaserJet Dual Cassette Workgroup Feeder (Y1F97A), or HP LaserJet Workgroup 2,000-sheet High-capacity Tray (Y1F99A). Only one can be added at a time.
- ²³ One finisher accessory is recommended for the HP Color LaserJet Managed MFP E87600 series: HP LaserJet Inner Finisher (Y1G00A), or HP LaserJet Department Job Separator (Y1G01A), or HP LaserJet Booklet Finisher (Y1G07A), or HP LaserJet Stapler/stacker Finisher (Y1G18A). Only one can be added at a time.
- ²⁴ One input accessory is required for the NA and LA regions—and highly recommended for the EMEA and AP regions—for the HP Color LaserJet Managed MFP E87600 series: HP LaserJet Department Cabinet (Y1G16A), or HP LaserJet Dual Cassette Department Feeder (Y1F98A), or HP LaserJet Department 2,000-sheet High-capacity Tray (Y1G21A). Only one of these input accessories can be added at a time. However, selection of the HP LaserJet Department 3,000-sheet High-capacity Tray (Y1G20A) requires selection of either the HP LaserJet Dual Cassette Department Feeder (Y1F98A) or the HP LaserJet Department 2,000-sheet High-capacity Tray (Y1G21A).
- ²⁵ Selection of the HP LaserJet Inner Finisher (Y1G00A), the HP LaserJet Booklet Finisher (Y1G07A), or the HP LaserJet Stapler/stacker Finisher (Y1G18A) for the HP Color LaserJet Managed MFP E77822, E77825, or E77830, also requires selection of the HP LaserJet Second Exit (Y1G23A).
- ²⁶ Selection of the HP LaserJet Department 3,000-sheet High-capacity Tray (Y1G20A) for the HP Color LaserJet Managed MFP E87600 series requires selection of the HP LaserJet Dual Cassette Department Feeder (Y1F98A) or the HP LaserJet Department 2,000-sheet High-capacity Tray (Y1G21A).
- ²⁷ Based on standard ITU-T test image #1 at standard resolution and MMR encoding, the HP fax device can transmit at 3 sec/page for V.34 and 6 sec/page for V.17.
- ²⁸ The E72500 series dn models include a 16 GB encrypted eMMC (located on formatter board for stored jobs and solutions) and one 320 GB Standard (located on engine main board for copy/scan functions), embedded HP High-Performance Secure Hard Disk. After key system and software resources are uploaded to the device, there is approximately 5 GB remaining for print job storage purposes. By upgrading to the optional 500 GB HDD, you will have ~489 GB remaining for print job storage purposes after resources are loaded.
- ²⁹ Optional HP High-Performance Secure Hard Disk, 500 GB (B5L29A) (FIPS 140-2 validated hard disk) can be added to an E77800 series dn model by first removing the 16 GB eMMC and installing it in that position (requires selection of dn engine: Z8Z00A, Z8Z02A, or Z8Z04A). It can also be added to an E77800 series z model or any E87600 series model by removing one of the 320 GB HDDs and installing it in that position (requires selection of one of the following engines: Z8Z01A, Z8Z03A, Z8Z05A, Z8Z12A, Z8Z13A, Z8Z14A, Z8Z15A, Z8Z16A, or Z8Z17A).
- ³⁰ Recommended Monthly Page Volume (RMPV): HP recommends that the number of printed pages per month be within the stated range for optimum device performance, based on factors including supplies replacement intervals and device life over an extended warranty period.
- ³¹ Duty cycle is defined as the maximum number of pages per month of imaged output. HP recommends that the number of printed pages per month be within the stated range for optimum device performance, based on factors including supplies replacement intervals and device life over an extended warranty period.
- ³² Supports the following devices running iOS 4.2 or later: iPad, iPad 2, iPhone (3GS or later), iPod touch (3rd generation or later). Works with HP's AirPrint-enabled printers and requires the printer be connected to the same network as your iOS device. Wireless performance is dependent on physical environment and distance from the access point.
- ³³ All models can add wireless networking with selection of the optional HP Jetdirect 2900nw Print Server (J8031A). If selected, you cannot also select the HP Jetdirect 3000w NFC/Wireless Accessory (J8030A). Wireless performance is dependent on physical environment and distance from access point, and may be limited during active VPN connections.
- ³⁴ Touch-to-print capability is optional for all models and can be added by selecting the optional HP Jetdirect 3000w NFC/Wireless Direct Accessory (J8030A). If selected, you cannot also select the HP Jetdirect 2900nw Print Server (J8031A). Mobile device must support Near Field Communication (NFC)-enabled printing. For more information, see hp.com/go/businessmobileprinting.

³⁵ Printer requires ePrint account registration. App or software may be required. Wireless operations are compatible with 2.4 GHz operations only. Learn more at hp.com/go/mobileprinting.

³⁶ Full solution software available only for Windows 7 and newer, UPD software available only for Windows 7 and newer, HP Software for Mac and Windows is no longer included on the CD, but can be downloaded from 123.hp.com. Legacy Windows Operating Systems (XP, Vista, and equivalent servers) get print and scan drivers only with a reduced feature set, Windows RT OS for Tablets (32- and 64-bit) uses a simplified HP print driver built into the RT OS.

³⁷ Copy acoustic pressure and power emissions are based on copying colour simplex from ADF, using A4 paper.

³⁸ Scan acoustic pressure and power emissions are based on scanning colour simplex from ADF, using A4 paper.

³⁹ Printing colour, simplex using A4 paper at 22 ppm.

⁴⁰ Printing colour, simplex using A4 paper at 25 ppm.

⁴¹ Printing colour, simplex using A4 paper at 30 ppm.

⁴² Printing colour, simplex using A4 paper at 40 ppm.

⁴³ Printing colour, simplex using A4 paper at 50 ppm.

⁴⁴ Printing colour, simplex using A4 paper at 60 ppm.

⁴⁵ Acoustic values are subject to change. For current information see hp.com/support.

⁴⁶ Power requirements are based on the country/region where the printer is sold. Do not convert operating voltages. This will damage the printer and void the product warranty.

⁴⁷ EPEAT® registered where applicable. EPEAT registration varies by country. See epeat.net for registration status by country.

⁴⁸ Stated yield is based on 5% coverage and may vary based on coverage and media type used, media size, short edge feed on A3 devices, and job size.

⁴⁹ Automatically add to configuration; initial toner not included with engine.

⁵⁰ Average black declared yields based on ISO/IEC 19752 and continuous printing. Average colour composite (C/M/Y) declared yields based on ISO/IEC 19798 and continuous printing. Actual yields vary considerably based on images printed and other factors. For details see hp.com/go/learnaboutesupplies.

⁵¹ Use for all 110V countries. For the HP Color LaserJet Managed MFP E77800 series: you may choose one accessory tray heater and one additional tray heater if one of the following is selected: HP LaserJet Dual Cassette Workgroup Feeder (Y1F97A) or HP LaserJet Workgroup 2,000-sheet High-capacity Tray (Y1F99A). For the HP Color LaserJet Managed MFP E87600 series: you may choose one accessory tray heater if one of the following is selected: HP LaserJet Dual Cassette Department Feeder (Y1F98A) or HP LaserJet Department 2,000-sheet High-capacity Tray (Y1G21A).

⁵² Use for all 220V countries. For the HP Color LaserJet Managed MFP E77800 series: you may choose one accessory tray heater and one additional tray heater if one of the following is selected: HP LaserJet Dual Cassette Workgroup Feeder (Y1F97A) or HP LaserJet Workgroup 2,000-sheet High-capacity Tray (Y1F99A). For the HP Color LaserJet Managed MFP E87600 series: you may choose one accessory tray heater if one of the following is selected: HP LaserJet Dual Cassette Department Feeder (Y1F98A) or HP LaserJet Department 2,000-sheet High-capacity Tray (Y1G21A).

⁵³ Requires HP LaserJet Inner Finisher (Y1G00A); choose only one hole-punch accessory.

⁵⁴ Requires HP LaserJet Booklet Finisher (Y1G07A) or HP LaserJet Stapler/stacker Finisher (Y1G18A); choose only one hole-punch accessory.

⁵⁵ HP Access Control is a scalable and customisable suite of solutions available for purchase. To learn more, visit hp.com/go/hpac.

⁵⁶ HP JetAdvantage Secure Print works with any network-connected printer or MFP. On-device authentication is available for many HP LaserJet, PageWide, and OfficeJet Pro devices and selected non-HP devices. Some devices may require a firmware upgrade. Internet connection required for cloud storage and retrieval of print jobs. Print-job release from a mobile device requires a network connection and QR code. For more information and a list of supported printers and MFPs, see hp.com/go/JetAdvantageSecurePrint.

⁵⁷ Available only in North America and select European countries. Card reader is available for separate purchase for selected HP printers and MFPs with touchscreens. Learn more at hp.com/go/JetAdvantagePrivatePrint.

⁵⁸ Availability dependent on firmware or software updates or upgrades.

⁵⁹ Online Help must be enabled on the printer or MFP. Mobile device must have an Internet connection to access online services.

